



MEDIA GUIDE

2023 CINCINNATI BENGALS





**CINCINNATI
BENGALS**

1 Paycor Stadium, Cincinnati, Ohio 45202
 Administrative Offices: (513) 621-3550 | FAX: (513) 621-3570
 Fan Relations: (513) 621-8383 or (866) 621-8383
www.bengals.com

2023 SCHEDULE

Preseason

WEEK	DAY	DATE	OPPONENT	TV NETWORK	TIME
Pre. 1	Fri.	Aug. 11	GREEN BAY	Bengals PSTV	7 p.m.
Pre. 2	Fri.	Aug. 18	at Atlanta	Bengals PSTV	7:30 p.m.
Pre. 3	Sat.	Aug. 26	at Washington	Bengals PSTV	6:05 p.m.

Regular season

WEEK	DAY	DATE	OPPONENT	TV NETWORK	TIME
1	Sun.	Sept. 10	at Cleveland	CBS	1 p.m.
2	Sun.	Sept. 17	BALTIMORE	CBS	1 p.m.
3	Mon.	Sept. 25	L.A. RAMS	ESPN	8:15 p.m.
4	Sun.	Oct. 1	at Tennessee	FOX	1 p.m.
5	Sun.	Oct. 8	at Arizona*	FOX	4:05 p.m.
6	Sun.	Oct. 15	SEATTLE*	CBS	1 p.m.
7	Sun.	Oct. 22	— BYE —		
8	Sun.	Oct. 29	at San Francisco*	CBS	4:25 p.m.
9	Sun.	Nov. 5	BUFFALO*	NBC	8:20 p.m.
10	Sun.	Nov. 12	HOUSTON*	CBS	1 p.m.
11	Thurs.	Nov. 16	at Baltimore	Prime Video	8:15 p.m.
12	Sun.	Nov. 26	PITTSBURGH*	CBS	1 p.m.
13	Mon.	Dec. 4	at Jacksonville*	ESPN	8:15 p.m.
14	Sun.	Dec. 10	INDIANAPOLIS*	CBS	1 p.m.
15	(TBD)	(TBD)	MINNESOTA*	(TBD)	(TBD)
16	Sat.	Dec. 23	at Pittsburgh	NBC	4:30 p.m.
17	Sun.	Dec. 31	at Kansas City*	CBS	4:25 p.m.
18	(TBD)	(TBD)	CLEVELAND*	(TBD)	(TBD)

All times are Eastern.

An asterisk (*) denotes a game subject to flexible scheduling.

Preseason games are broadcast on the Bengals Preseason TV Network. See www.bengals.com/watch for a list of the regional TV stations on Bengals PSTV.

2023 MEDIA GUIDE

TABLE OF CONTENTS

INFORMATION FOR NEWS MEDIA	
Covering the Bengals	2
Bengals team media	3
STAFF	
Team directory	4
Head Coach Zac Taylor	5
Assistant coaches	6-16
PLAYERS	
Alphabetical roster	18
Numerical roster	19
Pronunciation guide	20
Player biographies (all are ordered alphabetically)	21-148
2022 REVIEW	
NFL standings	150
Regular-season statistics	151
Postseason statistics	152
Game-by-game team statistics	153
Best performances	154
Starting lineups	155
Regular-season participation chart	156
Postseason participation chart	157
Transactions (6-14-22 through 7-14-23)	158-159
Game summaries	160-169
Preseason statistics	170
Preseason participation chart	171
RECORDS*	
Bengals regular-season individual records	174-179
Bengals regular-season team records	180-183
Opponents' regular-season individual records	184

(*NOTE: Postseason records are not included in this regular-season records section. Postseason records can be found on pages 317-324 in the postseason portion of the team history section.)

TEAM HISTORY	
Team chronology	186-200
All-time results	201-212
Regular season and postseason by year	201-207
Regular season and postseason by opponent	208-210
Preseason by year	211-212
Preseason vs. 2023 opponents	212
Coaching history	213-216
Head coaches	213
Assistant coaches	213
Year-by-year coaching staffs	214-216
Player history	217-232
All-time roster	217-220
Uniform numbers	221-225
Alumni list	225
Trades	226-227
Drafts	228-232
Statistics history	233-304
Year-by-year team statistics	233-287
Offense/defense year-by-year team totals	288
Offense/defense year-by-year team rankings	289
Year-by-year individual leaders	290-293
All-time individual statistics	294-300
Superlative performances	301-303
Last times	304
Longest plays	304
Miscellaneous history	305-316
Pro Bowl history	305
Hall of Fame history	306-307
Stadium history	308-309
Pro football history in Cincinnati	310
Miscellaneous facts and figures	311-316
Postseason history	317-355
Bengals postseason individual records	317-320
Bengals postseason team records	321
Opponents' postseason individual records	322-323
Opponents' postseason team records	324
All-time postseason statistics	325-326
Year-by-year postseason statistics	327-342
Postseason game summaries	343-355

The Cincinnati Bengals 2023 media guide is published by The Cincinnati Bengals, Inc. (copyright © 2023). It was prepared by PJ Combs and Kyle Williams of the Bengals' media relations department. Design, typography and layout by PJ Combs. Cover design by Dan Brown. Research and statistical assistance provided by Elias Sports Bureau. Printing by BPT Communication Solutions, Cincinnati, Ohio.

Permission to use and/or reprint information from this media guide is granted to news reporters/organizations for the purpose of journalistic news coverage of The Cincinnati Bengals. Any other person or organization wishing to use and/or reprint information from this media guide for any reason must obtain written permission from The Cincinnati Bengals.

All information in this media guide is accurate through July 23, 2023.

**THIS PAGE HAS BEEN REMOVED
FROM THE DOWNLOADABLE WEBSITE
VERSION OF THE MEDIA GUIDE**

**MEDIA SHOULD CONTACT THE
MEDIA RELATIONS DEPARTMENT
FOR THIS INFORMATION**

BENGALS TEAM MEDIA

TEAM TALENT



Marisa Contipelli




Dan Hoard



Geoff Hobson



Dave Lapham



Wayne Box Miller



Anthony Munoz



Mike Watts

WEBSITE AND SOCIAL MEDIA

The Cincinnati Bengals' official website (www.bengals.com) offers news, features, analysis and live coverage of every game. Throughout the year, it has breaking news, daily updates and extensive multimedia offerings, including news conferences and one-on-one video interviews with players and coaches. The site also includes the club's roster, depth chart, biographies of coaches and players, as well as information about tickets, cheerleaders and Paycor Stadium.

Geoff Hobson, a former Bengals beat writer for both The Cincinnati Post and

The Cincinnati Enquirer, has been the site's senior writer since 1999. Marisa Contipelli, a former reporter/producer for Spectrum Sports, has been the Bengals' team reporter since 2018 and offers additional extensive team coverage on both the website and social media.

Fans and media also may follow the Cincinnati Bengals on Facebook (facebook.com/bengals), YouTube (youtube.com/bengals), Twitter (@bengals) and Instagram (@bengals).

WEEKLY TELEVISION SHOWS

The "Bengals Weekly" TV show airs at 11:30 a.m. each Sunday during the regular season on WKRC-TV (CBS Ch. 12) in Cincinnati. The show is hosted by Bengals senior producer/team reporter Marisa Contipelli and features radio play-by-play announcer Dan Hoard. The show also airs each Saturday at 11:35 p.m. on WKEF-TV (ABC Ch. 22) in Dayton, and on Sunday at 10:30 a.m. on DKEF-TV (FOX Ch. 45), and at 12 a.m. on WWHO-TV (CW Ch. 53) in Columbus.

New for 2023 is "From the Jungle: Bengals All Access," airing at 7:30 p.m. on Saturdays during regular season on Bengals.com, YouTube and WKRC-TV (CBS Ch. 12) in Cincinnati. It also airs in Dayton on Sundays at 12:05 a.m. on WKEF-TV (ABC Ch. 22) and at 10 a.m. on DKEF-TV (FOX Ch. 45). Each episode is a behind-the-scenes look at the organization's players/coaches, as well as the team's operations, the City of Cincinnati, and all of Who Dey Nation.

RADIO NETWORK

Games will be aired this season on the Bengals Radio Network, led by three flagship stations in the Cincinnati market. All games will be carried by Cincinnati's WCKY-AM (ESPN 1530) and WEBN-FM (102.7). Once the Major League Baseball season is over, games also will be aired on WLW-AM (700).

Dan Hoard, a former sports director and broadcaster on WXIX-TV (FOX 19) in Cincinnati, is in his 13th straight season as the radio play-by-play voice. He also is the radio voice of University of Cincinnati football and basketball, and he has prior experience as the play-by-play voice on Bengals preseason TV.

Dave Lapham, a Bengals offensive lineman from 1974-83, is in his 38th consecutive season as the analyst on the team's radio broadcasts. In past years, Lapham has been an analyst for NFL games on both NBC-TV and FOX-TV, Big 12 games on FOX-TV, and the NFL Europe League's World Bowl game on Sporting News Radio.

Wayne Box Miller, a longtime Cincinnati sports personality with a wide range of media experience in TV, radio and print, now is in his sixth season as host of the pregame and postgame shows. Previously, the Morehead State University Alumni Hall of Fame inductee has served as sports director of WDBZ-AM, co-hosted sports programming for WLWT-TV and been a contributing writer for The Cincinnati Herald and the University of Cincinnati athletics website.

As of July 23, the Bengals Radio Network included the following stations:

OHIO

CITY	STATION	FREQUENCY
Athens	WATH-AM	970
	WATH-FM	97.3
Celina	WCSM-FM	96.7
Cincinnati	*WLW-AM	700
	*WCKY-AM	1530
	*WEBN-FM	102.7
Circleville	WLOH-FM	101.9

Columbus	WXZX-FM	105.7
Dayton	WTUE-FM	104.7
Findlay/Fostoria	WBVI-FM	96.7
Georgetown/Ripley	WAOL-FM	99.5
Jackson	WYRO-FM	98.7
Kenton	WKTN-FM	95.3
Lancaster	WLOH-AM	1320
	WLOH-FM	104.5
Lima	WIMA-AM	1150
Logan	WLOH-FM	99.3
Marietta	WMOA-AM	1490
Massillon/Canton	WTIG-AM	990
New Lexington	WLOH-FM	102.9
Pomeroy (and Point Pleasant, W.V.)	WMOV-FM	106.9
Portsmouth	WIOI-AM	1010
	WIOI-FM	106.7

KENTUCKY

Ashland	WCMI-AM	1340
Bowling Green	WDNS-FM	93.3
Lexington/Fayette	WBVX-FM	92.1
Louisville	WKRD-AM	790
Maysville	WFTM-AM	1240
Paintsville	WKYH-AM	600
	WKYH-FM	99.3
Somerset	WTLO-AM	1480

WEST VIRGINIA

Huntington	WRVC-AM	930
Montgomery	WMON-AM	1340
Ravenswood/Ripley	WMOV-FM	93.5
Point Pleasant (and Pomeroy, Ohio)	WMOV-FM	106.9
Saint Albans	WJYP-AM	1300

NOTE: An asterisk (*) denotes a Bengals flagship radio station.

PRESEASON TELEVISION NETWORK

Mike Watts (play by play), Anthony Munoz (analyst) and Marisa Contipelli (sideline reporter) again team up in 2023 on the Bengals Preseason TV Network.

An Ohio native, Watts has broadcast experience in a variety of sports with many networks, including ESPN, SEC Network, Major League Soccer, CONCACAF and many other colleges and conferences. The 2023 preseason will be his sixth as the Bengals Preseason TV Network's play-by-play voice.

Munoz, a Hall of Fame offensive tackle, is in his 26th season as preseason TV analyst. The team's 1980 first-round draft pick, Munoz played for the Bengals

from 1980-92 and was selected to 11 straight Pro Bowls from 1981-91.

Contipelli, a former reporter/producer for Spectrum Sports and the Bengals' team reporter since 2018, has worked the sidelines for the team's preseason broadcasts since 2019.

For the 35th time in the past 36 years, Cincinnati's WKRC-TV (CBS Ch. 12) is the flagship station of the network. Also on the network are WKEF-TV (ABC Ch. 22) in Dayton, Ohio; WSYX-TV (ABC Ch. 6) in Columbus, Ohio; WLIO-TV (FOX Ch. 8.2) in Lima, Ohio; and WDRB-TV (FOX Ch. 41) in Louisville, Ky.

TEAM DIRECTORY

2023

ADMINISTRATION

President Mike Brown
Executive Vice President Katie Blackburn
Vice President/Player Personnel Paul Brown
Vice President Troy Blackburn
Director of Strategy and Engagement Elizabeth Blackburn
Senior Manager of Digital Strategy Caroline Blackburn

PLAYER PERSONNEL

Director of Player Personnel Duke Tobin
Scouting Director (College) Mike Potts
Scouting Director (Pro) Steven Radicevic
Senior Personnel Executive Trey Brown
Scouts Andrew Johnson
Christian Sarkisian
Personnel Assistant Debbie LaRocco

FOOTBALL OPERATIONS

Director of Player Relations Eric Ball
Director of Sports Medicine/
Head Athletic Trainer Matt Summers
Director of Rehabilitation and Performance/
Assistant Athletic Trainer Nick Cosgray
Assistant Head Athletic Trainer Dan Willen
Assistant Athletic Trainers Roberto Cardona
Mike Houk
Equipment Manager Adam Knollman
Assistant Equipment Managers Ryan Eckerle
Sam Staley
Video Director Travis Brammer
Assistant Video Director Kent Stearman
Video Coordinator Brooks Santanello

BUSINESS OPERATIONS

Director of Operations Jeff Brickner
Director of Security Mark Herren
Chief Business Officer Brian Sells
Director of Stadium and Event Operations Duane Haring
In-House Counsel Emma Compton
Human Resources Manager Lori Seibert
Director of Community Engagement Kristen Hawkins
Business Associate Blaike Finley
Receptionist Ellen Gilker

FINANCE

Chief Financial Officer John Helmle
Director of Accounting Tyler Gadker
Financial Analyst Amun Tanveer
Accounts Payable Specialist Tracey Sailer
Staff Accountant Kelly Franxman
Corporate Tax Manager Yasmine Xantos

BUSINESS INTELLIGENCE

Director of Sales Operations Andrew Brown
Data Engineer Elijah Proffitt
Business Analyst Edwin Yang

INFORMATION TECHNOLOGY

Senior Director of Technology Jake Kiser
Application Developer Tyler Gross
IT Support Specialist Steven Green
Network Administrator Wilson Medder
Football Data Analyst Sam Francis

CORPORATE PARTNERSHIPS

Chief Partnership Officer Lacy Ekert
Director of Corporate Partnerships Ryan Holmes
Senior Managers Lance Calden
Chris Ryan
Matt Sikich
Partnership Administration Manager Korbin Florer
Account Manager Mari Lohmueller
Account Coordinator Sean Kelly
Media Coordinator Madison Mullinger
Senior Suite Sales Manager T.J. Wagner
Suite Sales Manager David Felt
Suites and Hospitality Coordinator Zach Tomlinson

TICKET OPERATIONS

Director of Ticket Operations Tim Kelly
Box Office Manager Barry Katz
Ticket Operations Manager Anthony Tacey

FAN RELATIONS

Director of Fan Acquisition/Development Payton Phillips
Digital Marketing Manager Andrew Maxwell
Lead Digital Coordinator Midge Mazur
Digital Marketing Coordinator Sidnee Berch
Member Development Manager/
Sales and Service Nathan Biggs
Member Development Manager/
Programming and Groups Sean Fleming
Member Relations Representatives Maggie Bulmer
Andrew Despotos
Ally Greene
Griffin Litsey
Sara Pfirman
Brian Poston
Dylan Voltz
John Youkhannah

MERCHANDISE

Merchandise Manager Monty Montague
Pro Shop Manager Todd McGrail
Warehouse Manager Ron Runk

COMMUNICATIONS

Director of Communications Emily Parker
Director of Media Relations PJ Combs
Communications Coordinator Kyle Williams

CREATIVE CONTENT

Director of Content Seth Tanner
Bengals.com Senior Writer Geoff Hobson
Senior Manager of Productions Wil Blackwell
Senior Producer/Team Reporter Marisa Contipelli
Senior Producer of All Access Grant Gilkeson
Lead Producer Luke Johnson
Producers Ben Buchnat
Shea Stephenson
Manager of Gameday Entertainment Alex Schweppe
Manager of Creative Services Dan Brown
Graphic Designer Mina Creamer
Social Media Coordinators Maggie Atcheson
Paige Hutchinson

STADIUM OPERATIONS

Stadium Managing Director Steve Johnson
Stadium Capital Projects Manager John Pope
Building Engineer Jim Hautz
Audio/Visual Engineer Stewart Pirani
Controller Diane Holle

COACHING STAFF

Head Coach Zac Taylor

— ASSISTANT COACHES —

Defensive Coordinator Lou Anarumo
Assistant Special Teams Colt Anderson
Linebackers James Bettcher
Strength and Conditioning Joey Boese
Secondary/Cornerbacks Charles Burks
Offensive Coordinator Brian Callahan
Tight Ends James Casey
Defensive Quality Control Louie Cioffi
Senior Defensive Assistant Mark Duffner
Assistant Offensive line Derek Frazier
Running Backs Justin Hill
Defensive Line Marion Hobby
Assistant Strength and Conditioning Todd Hunt
Offensive Assistant Fredi Knighten
Assistant Linebackers Jordan Kovacs
Assistant Quarterbacks Brad Kragthorpe
Secondary/Safeties Robert Livingston
Quarterbacks Dan Pitcher
Offensive Line/Run Game Coordinator Frank Pollack
Assistant Head Coach/
Special Teams Coordinator Darrin Simmons
Assistant Strength and Conditioning Garrett Swanson
Wide Receivers Troy Walters

— STAFF —

Chief of Coaching Staff Doug Rosfeld


TEAM SUPPORT STAFF

Business Development Consultant Bob Bedinghaus
Finance Consultant Johanna Kappner
Head Team Physician/Medical Director Marc T. Galloway
Team Physicians Brett Betz
Brian Grawe
Ed Jung
Kevin Reilly
Equipment Sean Higgins
Bret Holt
Cheerleader Coordinator Charlotte Simons
Team Photographer Ryan Meyer
Preseason TV Network David Ashbrock (executive producer)
Anthony Munoz (analyst)
Mike Watts (play by play)
Radio Network Dave Abbott (engineer)
Dave Armbruster (producer)
Dan Hoard (play by play)
Dave Lapham (analyst)
Wayne Box Miller (pregame show)
Public Address Announcers Tom Kinder Jr. (stadium)
John Olberding (press box)
Nick Wiget (stadium)

2023 SEASONAL STAFF

Athletic Training Madeline Edwards
Whitney Desotell
Sierra Nemelka
Michael Turner
Video Paige Nazzaro
Maisy Nielsen
Nicole Weber
Media Relations Emma Levine
Jackson Sternberg
Creative Content Jack Bolland
Jack Cowman
Hayley Fedor
Isaiah George
William Laterza
Katie Reichel

ZAC TAYLOR HEAD COACH



Zac Taylor was named the 10th head coach in Bengals history on Feb. 4, 2019. The 2023 season is his fifth in the position after a '22 campaign in which he led the team to a second consecutive AFC North Division title and a repeat appearance in the AFC Championship.

Through four seasons in Cincinnati, Taylor holds marks of 28-36-1 in regular season and 5-2 in postseason. Under Taylor's leadership in 2022, the Bengals tied a team record for regular-season wins (12) and consecutive wins (eight) to earn the No. 3 seed in the AFC Playoffs, after beginning the year with a 4-4 record. In defeating Baltimore in the Wild Card Playoff and Buffalo in the Divisional Playoff, Taylor became one of just 13 head coaches in NFL history who have won five of their first six career postseason games. He once again oversaw a dynamic offense that ranked in the top 10 leaguewide in scoring (seventh, 26.1 points per game), total yards (eighth, 360.5 per game), and passing yards (fifth, 265.0). In Taylor's offense, QB Joe Burrow further established himself among the NFL's elite signal callers and set single-season team records for completions (414) and passing TDs (35), while earning his first career Pro Bowl selection. Taylor also worked with a talented pass-catching group that battled injuries throughout the season, but still managed to boast a pair of 1000-yard receivers in WRs Ja'Marr Chase (1046) and Tee Higgins (1029). Cincinnati's offensive line featured four new starters, but rapidly improved as the year progressed and allowed no more than two sacks in each of the team's final eight regular-season games.

The Bengals also had one of the NFL's most complete defenses, holding opposing QBs to a league-low 58.9 completion percentage while also ranking sixth in points allowed (20.1 per game) and seventh in rushing yards allowed (106.6).

In 2021, Taylor led Cincinnati to its first AFC North Division championship since '15, before winning three postseason games to claim an AFC title and a berth in Super Bowl LVI. Burrow, playing his first full NFL season, enjoyed a breakout year in which he led the NFL in completion percentage (70.4) and set team records for passing yardage (4611) and passer rating (108.3) en route to being named the AP Comeback Player of the Year. Taylor also oversaw the rapid rise of Chase, who recorded the most receiving yards by a rookie in the Super Bowl era (1455) and won AP Offensive Rookie of the Year honors. The Bengals boasted a balanced offense with a strong rushing attack. HB Joe Mixon finishing third in the league in rushing yards (1205) and fourth in rushing TDs (13). Defensively, the Bengals showed marked improvement from 2020 to '21, jumping up the league rankings in rushing yards allowed (29th to fifth), total yards allowed (26th to 18th) and points allowed (22nd to 17th).

In the postseason, Taylor led the Bengals to their first playoff win in 31 years in a Wild Card victory over Las Vegas. Cincinnati then went on the road to defeat the AFC's top two seeds, Tennessee and Kansas City, to earn the franchise's first trip to the Super Bowl since the 1988 season.

In 2020, Taylor helped transition Burrow, the No. 1 overall pick in the NFL draft, to the pros, despite the absence of an in-person offseason program due to the COVID-19 pandemic. Burrow had one of the most productive starts to a career by a QB in NFL history before a knee injury ended his season after 10 games. Still, his 264 completions were the most ever by an NFL QB through their first 10 career games, while his 404 pass attempts were second and his 2688 passing yards were fifth. Defensively, Taylor oversaw the onboarding of seven new starters, and helped Cincinnati hold opposing passers to just a 62.8 completion percentage (sixth-lowest in the NFL).

In 2019, his first season as head coach, Taylor headed off a wave of early season injuries to lead Cincinnati to second-half turnarounds on both offense and defense. Offensively, the Bengals' per-game rushing average jumped 70.6 yards from the first half of the season (59.5) to the second (130.1), while they

allowed 10 fewer sacks (29 to 19). Defensively, Cincinnati notched 11 more sacks in the second half of the season compared to the first, and allowed 84.1 fewer yards per game.

Taylor came to Cincinnati after two seasons (2017-18) with the L.A. Rams, where he served as assistant wide receivers coach in '17 and quarterbacks coach in '18. In 2018, he helped guide QB Jared Goff to career highs in every major passing category. Goff ranked fourth in the NFL in passing yards and eighth in passer rating. The Rams' QB play was a key component to their offense, which finished the regular season ranked second in the NFL in total net yards (421.1 per game), fifth in net passing yards (281.7) and second in scoring (32.9). Los Angeles won the NFC West with a 13-3 regular-season record and advanced to Super Bowl LIII.

In 2017, Taylor helped oversee an emerging Rams passing offense that ranked 10th in the NFL in passing yards per game (239.4). He worked with a young receiving corps headed by rookie Cooper Kupp, who finished the season with 62 catches for a team-high 869 receiving yards.

Prior to his time with the Rams, Taylor had a one-year stint in the college ranks, serving as offensive coordinator and quarterbacks coach at the University of Cincinnati in 2016. Taylor served under head coach Tommy Tuberville at UC.



JEFF DEAN / AP

Taylor broke into NFL coaching in 2012 with the Miami Dolphins as assistant quarterbacks coach. He was elevated to quarterbacks coach from 2013-15, and spent the final five games of '15 as the Dolphins' interim offensive coordinator and primary play-caller, after the team made coaching staff changes. During his time in Miami, Taylor was instrumental in the development of QB Ryan Tannehill, the team's first-round draft pick in 2012.

Taylor's coaching career began at Texas A&M University, where he served as offensive graduate assistant and tight ends coach under head coach Mike Sherman from 2008-11. The Aggies played in three bowl games during Taylor's time in College Station.

As a player, Taylor began his college career at Wake Forest (2002-03) before transferring to Butler County Community College in Kansas ('04) and then playing his final two seasons ('05-06) at the University of Nebraska. Taylor had a decorated career with the Cornhuskers, setting numerous school records and passing for 5850 yards and 45 TDs. In his 2006 senior season, he was named Big 12 Offensive Player of the Year after passing for 3197 total yards and leading the Cornhuskers to a 9-3 record, an appearance in the Big 12 Championship Game and a berth in the Cotton Bowl. He was inducted into the Nebraska Football Hall of Fame in 2017.


Taylor joined the Tampa Bay Buccaneers as a college free agent in 2007, but was waived prior to the start of training camp and never saw NFL action. Later that year, he joined the Winnipeg Blue Bombers of the Canadian Football League, where he spent one season (did not play).

His father, Sherwood, was a defensive back and captain at the University of Oklahoma, playing under Sooners head coach Barry Switzer from 1976-79. Sherwood Taylor later served as an assistant coach at Oklahoma and Kansas State University. Taylor's younger brother, Press, played quarterback at Marshall University and currently is the offensive coordinator for the Jacksonville Jaguars.

Taylor was born in Norman, Okla., on May 10, 1983. After attending Norman High School, he earned a bachelor's degree in communication studies from the University of Nebraska in 2006. He and his wife, Sarah, have four children — Brooks, Luke, Emma Claire and Milly. Sarah Taylor is the daughter of former Green Bay Packers and Texas A&M head coach Mike Sherman.

Playing and coaching history: 2002-03—Played QB at Wake Forest. **2004**—Played QB at Butler County (Kan.) Community College. **2005-06**—Played QB at University of Nebraska. **2007**—Signed as college free agent with Tampa Bay Buccaneers (released prior to training camp); Was a QB with the Winnipeg Blue Bombers of the CFL (did not play). **2008-11**—Graduate assistant/assistant coach, Texas A&M. **2012-15**—Quarterbacks coach, Miami Dolphins. **2016**—Offensive coordinator/QBs coach, University of Cincinnati. **2017**—Assistant wide receivers coach, L.A. Rams. **2018**—QBs coach, L.A. Rams. **2019-present**—Head coach, Cincinnati Bengals.

LOU ANARUMO
DEFENSIVE COORDINATOR



Lou Anarumo is in his 12th season as an NFL coach, and fifth with Cincinnati, after joining the Bengals in 2019 as defensive coordinator.

In 2022, Anarumo led a balanced defense that ranked sixth in the NFL in points allowed per game (20.1). The Bengals held opposing passers to a league-low 58.9 completion percentage and gave up 300 net passing yards just once in the regular season. Up front, Cincinnati ranked seventh leaguewide in rushing defense (106.6 yards allowed per game), while LBS Logan Wilson (123) and Germaine Pratt (99) each logged career highs in tackles. Under Anarumo, the Bengals opened the season by going seven straight games without giving up a TD after halftime, becoming the second NFL team since 1930 to do so.

In 2021, Anarumo's defense ranked fifth in the NFL in rushing yards allowed per game (102.5) and 11th in sacks (42). He worked closely with DE Trey Hendrickson, who in his first year with the team tallied a career-high 14 sacks to earn his first Pro Bowl selection. During the Bengals' postseason run to Super Bowl LVI, the defense led all playoff teams in INTs (eight), total tackles (155) and passes defended (23). The eight picks were the most by any team in a single postseason since Green Bay in 2010.

In 2020, Cincinnati's defense featured seven new starters, and Anarumo helped steer the new arrivals through an offseason with no on-field work due to COVID-19. His presence was particularly evident in the secondary, where safeties Vonn Bell (114) and Jessie Bates III (107) led the team in tackles. The Bengals also held opposing passers to a 62.8 completion percentage, sixth-lowest in the NFL.

In 2019, Anarumo's first year in Cincinnati, the defense allowed 84.1 fewer yards per game in the second half of the season compared to the first eight games, while also recording 11 more sacks. The Bengals additionally ranked fifth in the NFL in red zone defense, allowing TDs on just 49 percent of opponents' trips inside the 20-yard line.

Anarumo spent 2018 as DBs coach of the N.Y. Giants, where he helped the defense rank seventh in the NFL in INTs (16) and 10th in opponent passer rating (89.8). Prior to his time in New York, Anarumo coached DBs for the Miami Dolphins from 2012-17. In 2017, the Miami defense tied for fourth in the NFL in forced turnovers (21), while S Reshad Jones led the team with 122 tackles and was selected a Pro Bowl starter for the AFC.

Anarumo entered 2015 as the Dolphins' secondary coach, but served as interim defensive coordinator for the final 12 games after coaching staff changes were made in October. In 2014, Miami's secondary allowed just 222.3 passing yards per game, sixth-best in the NFL. CB Brent Grimes led the team with five INTs to earn his second straight Pro Bowl nod. From 2012-13, the Dolphins gave up just 35 passing TDs, the second-fewest in the NFL over that span.

Prior to Miami, Anarumo spent 23 seasons in the college coaching ranks. From 2004-11, he served as DBs coach at Purdue University, where he helped develop multiple future pros, including CB Ricardo Allen and S Bernard Pollard. From 2001-03, Anarumo was DBs coach at Marshall University, where he also served as special teams coordinator in '03. The Thundering Herd ranked 10th in the nation in passing defense in 2003, allowing 177.4 yards per game.

Anarumo was assistant head coach at Harvard University from 1995-2000, working with the DBs and coordinating the special teams. From 1992-94, he was defensive coordinator and DBs coach at the U.S. Merchant Marine Academy.

From 1990-91, Anarumo was a graduate assistant at Syracuse University. From January to June 1990, he was a part-time running backs coach at Wagner College. He served in that same role at the United States Merchant Marine Academy from September 1989 to January '90.

Born Aug. 18, 1966, Anarumo is a native of Staten Island, N.Y., and earned his bachelor's degree in special education from Wagner in 1990. He and his wife, Fran, have three children — Madison, Louis and Christopher. His last name is pronounced "ann-ah-ROO-mo."

Coaching history: 1989-90—Assistant coach (AC), U.S. Merchant Marine Academy. **1990**—AC, Wagner. **1990-91**—Graduate assistant coach, Syracuse. **1992-94**—AC, U.S. Merchant Marine Academy. **1995-2000**—AC, Harvard. **2001-03**—AC, Marshall. **2004-11**—AC, Purdue. **2012-17**—AC, Miami Dolphins (interim defensive coordinator for final 12 games of '15). **2018**—AC, N.Y. Giants. **2019-present**—Defensive coordinator, Cincinnati Bengals.

COLT ANDERSON
ASSISTANT SPECIAL TEAMS



Colt Anderson is in his fourth season with the Bengals, after beginning his coaching career with Cincinnati in 2020. A core special teamer during his nine-year (2009-17) playing career, he now serves alongside one of the NFL's top special teams coaches in assistant head coach/special teams coordinator Darrin Simmons.

In 2022, Anderson helped transition rookie LS Cal Adomitis and first-year P Drue Chrisman into primary roles. Adomitis, who took over as the team's long snapper after veteran Clark Harris' season-ending injury in Week 1, delivered 146 long snaps without an unplayable attempt throughout the entire regular season and playoffs. Chrisman assumed punting duties midway through the season and averaged 47.8 gross yards on 28 punts, with 13 downed inside the opponents' 20-yard line. Anderson also helped continue to develop K Evan McPherson into one of the league's top kickers, as the second-year pro converted 24 of 29 FG attempts, including a perfect five-for-five mark on attempts of 50 or more yards.

In 2021, Anderson helped guide McPherson to arguably the best rookie season by a kicker in NFL history. McPherson led the NFL during the regular season in FGs of 50 or more yards (nine), while also ranking seventh in made PATs (46) and 11th in points scored (130). He was a central piece in the team's postseason run to Super Bowl LVI, going a perfect 20-for-20 on placekicks (14 FGs, six PATs) in four games — the most attempts without a miss in a single postseason in NFL history. Anderson once again worked with 13th-year P Kevin Huber, who had 22 punts downed inside the opponents' 20-yard line.

In 2020, Anderson's first season in Cincinnati, he helped oversee a kicking game that ranked sixth in the NFL in average drive start on offense (26.4-yard line), and sixth in average yards allowed per punt return (5.9). Huber posted career highs in both gross (47.2) and net (42.8) punting averages, while WR Alex Erickson ranked fifth leaguewide in average yards per punt return (10.1).

As a player, Anderson was a rotational safety whose impact was felt most on special teams. Over his nine seasons as an NFL player, he spent time with the Minnesota Vikings, Philadelphia Eagles, Indianapolis Colts and Buffalo Bills. He played in 84 career games (seven starts), and recorded 109 tackles, one INT and two FFs on defense, along with 58 tackles on special teams.

Anderson's final stop as a player was in Buffalo, where he spent the 2016-17 seasons. Injuries limited him to just seven games over two seasons with the Bills, but he still managed five special teams tackles and when healthy was a core special teams contributor.

Anderson spent the 2014-15 seasons with Indianapolis, where he totaled 16 special teams tackles and a FF. His first NFL game action came with the Philadelphia Eagles, racking up 37 special teams tackles over four seasons (2010-13).

He entered the NFL as a college free agent signee of the Vikings in 2009, spending the majority of his first two seasons on Minnesota's practice squad before being signed to the Eagles' active roster in Nov. 2010.

Anderson played collegiately at the University of Montana. He originally joined the Grizzlies' program as a walk-on safety, and went on to become a four-time All-Big Sky performer — three times as a safety and once as a special teams player. As a senior in 2008, he set a school record with 129 tackles.

After his NFL playing career, Anderson spent one season (2019) as a volunteer coach at his alma mater, Butte High School. He and his brother, Beau, own a restaurant in Montana called the Missoula Club, and he and his other brother, Luke, own a clothing company called Uptop. He and his wife, Keelie, also founded the Colt Anderson Dream Big Foundation, a non-profit that is focused on implementing "programs and experiences that will involve our youth, getting them excited about investing in their future."

Anderson was born Oct. 25, 1985, in Butte, Mont., and went on to star as a running back and safety in high school. He holds a degree from Montana in business information systems, and he also earned a teaching certificate in secondary education. He and his wife have four sons — Cage, Krew, Coye and Kace.

Playing and coaching history: 2004-08—Played safety at Montana. **2009-10**—Played safety with Minnesota Vikings (practice squad). **2010-13**—Played safety with Philadelphia Eagles (signed off Vikings practice squad in Nov. 2010). **2014-15**—Played safety with Indianapolis Colts. **2016-17**—Played safety with Buffalo Bills. **2019**—Assistant coach (AC) in Montana high school ranks. **2020-present**—AC, Cincinnati Bengals.

JAMES BETTCHER LINEBACKERS



James Bettcher is in his second season with the Bengals in 2023, after joining the staff in '22 as linebackers coach.

In 2022, Bettcher worked with one of the NFL's top young LB duos in Logan Wilson (third year) and Germaine Pratt (fourth year). They each logged career highs in tackles, with Wilson's team-leading 123 stops being the most by a Bengal since 2013 (Vontaze Burfict, 171), and Pratt's 99 ranking second on the team. The pair was key in Cincinnati allowing just 20.1 points per game (sixth in NFL) and 106.6 rushing yards (seventh).

Bettcher joined the Bengals after spending 2021 as senior defensive assistant/running game specialist with the San Francisco 49ers. He helped guide a 49ers defense that ranked third in the league in total yards allowed (310.0 per game) and seventh in rushing yards allowed (103.5).

Prior to his stint in San Francisco, Bettcher spent two seasons as defensive coordinator with the N.Y. Giants (2018-19). In 2019, the Giants ranked fourth in the NFL in rushing yards allowed per attempt (3.86). In 2018, he coached alongside current Bengals defensive coordinator Lou Anarumo, who served as DBs coach for the Giants. That year, two of Bettcher's defenders — LB Olivier Vernon and S Landon Collins — earned Pro Bowl nods.

Bettcher spent five seasons in Arizona (2013-17), including the final three as defensive coordinator. During his tenure as defensive coordinator, the Cardinals ranked in the top six in the NFL in total defense each year, while ranking fourth in total takeaways (82) and defensive TDs (11). Bettcher also guided six players to Pro Bowl selections and four to All-Pro honors. In 2017, Arizona ranked third in rushing yards allowed per play and sixth in third-down defense. The Cardinals posted a league-leading 48 sacks in 2016, led by DE Markus Golden (12.5) and OLB Chandler Jones (11). Bettcher joined the Cardinals as outside linebackers coach in 2013, helping Arizona lead the NFL in rushing yards allowed per game (84.4). In 2014, the team's 18.7 points allowed per game was the fifth-best average in the NFL.

Bettcher first entered the NFL in 2012 as special assistant to the head coach for the Indianapolis Colts. During that season, Bruce Arians stepped in as interim head coach for 12 games while Chuck Pagano received treatment for leukemia. With Bettcher's assistance, Arians led the team to a 9-3 record and a playoff berth, earning AP NFL Coach of the Year honors.

Before joining the Colts, Bettcher spent nine years in the college coaching ranks. In 2011, he served as linebackers/special teams coach at the University of New Hampshire, where he coached the NCAA FCS leading tackler, LB Matt Evans. He spent the 2010 season coaching defensive ends and special teams at Ball State University.

Bettcher was a graduate assistant at the University of North Carolina from 2007-09, working primarily with the defense. He helped develop DL Robert Quinn, who went on to become a 2011 first-round NFL draft pick. Prior to UNC, Bettcher spent one season (2006) as a defensive graduate assistant at Bowling Green State University, working with the secondary and special teams units.

Bettcher began his coaching career at his alma mater, the University of St. Francis (Ind.), where he served as special teams coordinator and defensive line coach from 2003-05. With Bettcher on staff, the Cougars earned three berths to the NAIA playoffs, including two national championship game appearances.

Bettcher was a two-time NAIA Coaches All-American as an offensive lineman during his playing career at St. Francis (1999-2002). In his senior season in 2002, he received the team's Silver Helmet Award for leadership, coachability and performance on the field. He also competed on the school's track and field team, earning five All-America honors. He was inducted into the St. Francis Hall of Fame in 2012.

Bettcher was born in Lakeville, Ind. He and his wife, Erica, have three sons — Colton, Brooks and Cruz — and one daughter, Addison.

Playing and coaching history: 1999-2002—Played OL at St. Francis (Ind.). 2003-05—Assistant coach (AC), St. Francis (Ind.). 2006—Graduate assistant, Bowling Green. 2007-09—Graduate assistant, North Carolina. 2010—AC, Ball State. 2011—AC, New Hampshire. 2012—Special Assistant to the Head Coach, Indianapolis Colts. 2013-14—AC, Arizona Cardinals. 2015-17—Defensive coordinator, Arizona Cardinals. 2018-19—Defensive coordinator, N.Y. Giants. 2021—AC, San Francisco 49ers. 2022-present—AC, Cincinnati Bengals.

JOEY BOESE STRENGTH AND CONDITIONING



Joey Boese is in his fifth season with the Bengals in 2023, and again will lead the team's strength and conditioning program.

Since arriving in Cincinnati in 2019, Boese and his staff have led the physical development of an influx of new and young Bengals players. In 2022, he helped QB Joe Burrow return to the field in time for the start of the regular season, after an emergency surgery to remove Burrow's appendix held him out of training camp for three weeks. During the regular season, he aided in the return from injury for several notable starters who missed action, including WR Ja'Marr Chase and DT DJ Reader.

Boese's program helped Cincinnati navigate a 21-game schedule in 2021 that included a postseason run to Super Bowl LVI. His staff was instrumental in Burrow's rehabilitation, as the second-year QB set several single-season team records after missing the final six games of his rookie season in 2020 due to a knee injury. Burrow was named the NFL Comeback Player of the Year, becoming the second player in Bengals history to receive the honor.

Boese's efforts were particularly evident in 2020, when the COVID-19 pandemic prohibited training at the team facility during the offseason and limited it during the regular season. His staff adjusted and helped onboard new additions that included a seven-player draft class and numerous free agent signees.

In 2019, his first season in Cincinnati, Boese's program contributed to a late-season surge, with the Bengals averaging 70.6 more rushing yards per game in the second half of the season compared to the first, while defensively they notched 11 more sacks and yielded 84.1 fewer yards per game.

Prior to joining the Bengals, Boese spent three years (2016-18) as the head football strength and conditioning coach at the University of Illinois. In 2018, he helped the Illini develop a powerful rushing offense, as the team's 244.2 rushing yards per game ranked second in the Big Ten.

Boese spent the previous four seasons (2012-15) as head strength and conditioning coach at Fresno State University. In 2012-13, he helped the Bulldogs to back-to-back conference titles, a first for the program since 1992-93. Boese also helped develop 14 first-team All-Mountain West performers and six NFL draft picks. In 2013, Boese's program helped the Bulldogs tie a school record for wins (11) and reach as high as No. 13 in the USA Today Coaches Poll.

Boese broke into the coaching ranks as assistant strength and conditioning coach at Texas A&M from 2008-11. During his time with the Aggies, Boese worked with seven future first-round NFL draft picks. He also worked alongside two members of the current Bengals coaching staff — head coach Zac Taylor and wide receivers coach Troy Walters.

Between August 2009 and July 2011, Boese served as the head strength and conditioning coach for Texas A&M's baseball team, helping the Aggies reach the 2011 College World Series.


Boese attended the University of Wisconsin, where he played defensive back on the football team from 1998-2001. He was a four-year letterman, two-year starter and three-time Academic All-Big Ten selection. He helped the Badgers to back-to-back Rose Bowl victories (1998 and '99) and a Sun Bowl victory (2000). After college, he played four seasons (2003-06) in the Canadian Football League for the Calgary Stampeders. After his playing days, Boese served as a defensive video intern with the Nebraska football team in 2007.

Boese was born in Chicago, Ill., but raised in Southern California. He earned a bachelor's degree in communication arts from Wisconsin in 2002, and finished his master's of science in health, physical education and recreation at Emporia State University in '08. He is a certified strength and conditioning specialist (CSCS), and a member of the National Strength and Conditioning Association (NSCA) and Collegiate Strength and Conditioning Coaches Association (CSCCA).

Boese and his wife, Aimee, have three sons — Sam, Ben and Max. His last name is pronounced "bo-ZAY."

Playing and coaching history: 1998-2001—Played DB at Wisconsin. 2003-06—Played DB with Calgary Stampeders (CFL). 2008-11—Assistant coach (AC), Texas A&M. 2012-15—AC, Fresno State. 2016-18—AC, Illinois. 2019-present—AC, Cincinnati Bengals.

CHARLES BURKS
SECONDARY/CORNERBACKS



Charles Burks is in his fifth NFL season and his second in Cincinnati in 2023. He again serves as the Bengals' secondary/cornerbacks coach.

In 2022, Burks led a cornerbacks group that played a key role in the team holding opposing passers to a league-low 58.9 completion percentage. He worked with rookie Cam Taylor-Britt, Cincinnati's second-round draft pick who after missing the first six games of the season due to injury, went on to start the most games (nine) by a Bengals rookie corner since Leon Hall in 2007 (10). Despite CB Chidobe Awuzie suffering a season-ending knee injury in Week 8, Burks' unit helped the Bengals allow just 17 passing TDs (tied for third-fewest in NFL), while yielding 300 net passing yards just once during the regular season.

Burks began his NFL coaching career in Miami in 2019, spending two seasons as a coaching assistant with a focus on the team's cornerbacks before being promoted to cornerbacks coach in 2021. In 2021, he helped CB Xavier Howard further establish himself as one of the game's top corners, as the sixth-year veteran tied for fourth in the NFL in INTs (five), while tying for sixth in PDs (16). Howard earned his third career Pro Bowl nod, and his second during Burks' Miami tenure.

In 2020, Howard had a Dolphins single-season record 10 INTs, which were also the most by an NFL player since 2007, to earn first-team All-Pro honors. With Burks on staff, Miami's defense led the NFL in takeaways (29) and third-down defense (31.2 percent), while ranking sixth in scoring (21.1 points allowed per game).

Prior to his time with the Dolphins, Burks spent eight seasons in the collegiate ranks. He served as defensive coordinator at Southeastern Oklahoma State from 2014-18, overseeing a unit in '18 that led all of NCAA Division II in pass defense (118.7 yards allowed per game). That season, the Savage Storm also ranked in the top 10 nationally in both total defense (sixth; 251.2 total yards allowed per game) and scoring defense (seventh; 15.4 points allowed per game).

In 2016, Burks tutored CB Raheem Wilson, who led Division II with 24 PDs while recording five INTs to garner Division II All-America honors.

Burks coached at three schools in three seasons before Southeastern Oklahoma State, serving as secondary coach at Texas A&M-Commerce (2013), assistant secondary/cornerbacks coach at West Texas A&M (2012) and secondary coach at his alma mater, East Central University (2011).

A three-year letterman (2008-10) at East Central, located in Ada, Okla., Burks played cornerback for a Tigers team that won a Lone Star Conference North Division championship.

Burks was born in Grand Prairie, Texas. He earned his bachelor's degree in kinesiology with a minor in sociology from East Central, where he also received a master's degree in sports administration.

Playing and coaching history: 2008-10—Played CB at East Central University (Okla.). **2011**—Assistant coach (AC), East Central. **2012**—AC, West Texas A&M. **2013**—AC, Texas A&M-Commerce. **2014-18**—Defensive coordinator, Southeastern Oklahoma State. **2019-21**—AC, Miami Dolphins. **2022-present**—AC, Cincinnati Bengals.

BRIAN CALLAHAN
OFFENSIVE COORDINATOR



Brian Callahan is in his 14th NFL season and his fifth in Cincinnati in 2023. He joined the Bengals as offensive coordinator prior to the 2019 season.

In 2022, Callahan oversaw a dynamic offense that helped lead the team to its second consecutive division title and second straight AFC Championship Game appearance. The offense ranked seventh in the NFL in points per game (26.1), eighth in total yards (360.5 per game), and fifth in passing yards (265.0). He helped guide QB Joe Burrow to his first career Pro Bowl selection, as the third-year signal caller set single-season team records for completions (414) and TD passes (35), while also ranking fifth in the NFL in passing yards (4475). Callahan worked with a pair of 1000-yard WRs in Ja'Marr Chase (1046) and Tee Higgins (1029), who each reached the milestone despite missing time due to injuries. Up front, the Bengals featured a new-look line that continually improved in Callahan's system and allowed no more than two sacks in each of the final eight regular-season games.

In 2021, Callahan helped a talented young Bengals offense rank in the top 10 leaguewide in scoring (eighth, 27.1) and passing (seventh, 259.0) en route to an appearance in Super Bowl LVI. Burrow, returning from a knee injury suffered the previous season, led the NFL in completion percentage (70.4), while setting single-season team records for passing yards (4611) and passer rating (108.3). Chase was named the AP Offensive Rookie of the Year after posting a team-record 1455 receiving yards, while HB Joe Mixon was third in the NFL in rushing yards (1205) and fourth in rushing TDs (13) to earn his first Pro Bowl nod.

In 2020, Callahan helped transition Burrow, the No. 1 overall pick in the draft, to the pro level despite the absence of an in-person offseason program due to COVID-19. Before a knee injury ended his season in Week 11, Burrow's 264 completions were the most ever by an NFL QB through their first 10 career games, while his 2688 passing yards were fifth.

In 2019, his first Bengals season, Callahan helped Cincinnati's rushing average rise 70.6 yards in the first eight games (59.5) to the last eight (130.1). Leading the effort was Mixon, who totaled 1168 rushing yards and five TDs.

Prior to his arrival in Cincinnati, Callahan was quarterbacks coach for the Oakland Raiders in 2018. He helped QB Derek Carr to a then-career-high 4049 passing yards and an AFC-best 68.9 completion percentage.

Callahan served as QBs coach with the Detroit Lions from 2016-17. In 2017, he helped QB Matthew Stafford rank third in the NFL in passing yards (4446) and fourth in passing TDs (29). In 2016, Stafford had eight game-winning drives in fourth quarters (most by a QB in a season since the 1970 AFL-NFL merger).

Callahan began his NFL coaching career with the Denver Broncos, spending six years with the club in several offensive roles. He entered in 2010 as a coaching assistant, then moved to offensive quality control from '11-12, offensive assistant from '13-14, and offensive assistant/quarterbacks coach in '15. During his time with the Broncos, Callahan helped mold one of the NFL's most potent offenses, which led the Broncos to five consecutive AFC West titles from 2011-15, and a Super Bowl 50 victory.

Denver's QB during Callahan's tenure was Hall-of-Famer Peyton Manning, who in 2013 threw an NFL-record 55 TD passes and won NFL MVP honors. The Broncos set a league record in points (606) and had the second-most yards per game (457.3) in NFL history.

Prior to joining the NFL coaching ranks, Callahan spent two years (2008-09) as offensive coordinator and QBs coach at Junipero Serra High School in San Mateo, Calif. His first coaching experience came in 2006-07, as a graduate assistant at UCLA, where he served in football operations in '06, and then worked with the WRs in '07.

Callahan played collegiately at UCLA, where as a former walk-on QB he appeared in 13 games as a holder on PATs. He earned a bachelor's degree in sociology from UCLA in 2006, and a masters in education in '08.

The son of former Raiders head coach (2002-03) Bill Callahan, Brian Callahan was born in Champaign, Ill. He was a two-year letter winner at De La Salle High School in Concord, Calif., where he was a part of the school's national-record 151-game winning streak and led the team to a No. 1 national ranking. Callahan and wife Allyson have a son, Ronan, and daughter, Norah.

Playing and coaching experience: 2002-05—Played QB at UCLA. **2006-07**—Graduate assistant coach, UCLA. **2010**—Coaching assistant, Denver Broncos. **2011-15**—Assistant coach (AC), Denver Broncos. **2016-17**—AC, Detroit Lions. **2018**—AC, Oakland Raiders. **2019-present**—Offensive coordinator, Cincinnati Bengals.

JAMES CASEY TIGHT ENDS



James Casey is in his fifth season in Cincinnati, and fifth as an NFL coach. He joined the Bengals as tight ends coach prior to the 2019 season.

In 2022, Casey worked with TE Hayden Hurst, an offseason free agent signee who went on to start 13 games. Despite missing three contests due to injury, Hurst caught 52 passes — the most by a Bengals TE since 2015 — for 414 yards and two TDs. Stepping into the starting lineup when Hurst was out was TE Mitchell Wilcox, who set career highs in receptions (17) and receiving yards (139), while contributing to the team's

blocking effort.

In 2021, Casey helped TE C.J. Uzomah log career highs in catches (49), receiving yards (493) and receiving TDs (five), ranking in the top 10 among AFC tight ends in each category. TE Drew Sample continued to establish himself as a premier blocking tight end, helping pave the way for HB Joe Mixon recording a career-high 1205 rushing yards.

In 2020, Casey helped Sample transition into a more prominent role in his second pro season, after Uzomah suffered a season-ending injury in Week 2. Sample went on to net career highs in receptions (40) and receiving yards (349).

In 2019, his first season in Cincinnati, Casey helped Bengals tight ends account for a third of the team's receiving TDs (six of 18). The tight ends also helped boost the blocking efforts over the team's final eight games, as Cincinnati allowed 10 fewer sacks in the second half of 2019 compared to the first, and its per-game rushing average increased by 70.6 yards.

Prior to joining the Bengals, Casey spent three years (2016-18) on the University of Houston coaching staff. In 2018, he served as special teams coordinator/tight ends coach, and helped the Cougars' offense rank fourth nationally in scoring (46.4 points per game), sixth in total offense (528.6 yards per game), 14th in passing offense (300.9), and 20th in rushing offense (227.7). Houston was one of two schools (the other was Oklahoma) to rank in the top 20 nationally in both passing and rushing offense.

In 2017, Casey played a key role in the emergence of TE Romello Brooker, who caught 29 passes for 364 yards and six TDs (led American Athletic Conference). Brooker had entered 2017 with just nine career catches.

In 2016, Casey's first coaching season after a seven-year ('09-15) NFL playing career, he served as offensive football analyst for Houston and helped the Cougars to a No. 15 national ranking in passing offense (310.9 yards per game). Houston also ranked 21st in scoring (38.0 points per game), and topped the 30-point park in 11 of 12 regular-season games.

A tight end/fullback during his playing career, Casey originally was a fifth-round draft pick of the Texans in 2009, and spent four seasons ('09-12) with Houston before later stints with the Philadelphia Eagles ('13-14) and Denver Broncos ('15).

Casey played collegiately at Rice University in Houston, where he had a record-setting career as a tight end in just two seasons (2007-08). He left the program with school records for receptions in a season, receiving yards in a season and receiving yards in a game. He earned Freshman All-America honors in 2007, and first-team All-Conference USA and CoSIDA Academic All-American honors in 2008. He was also named the 2008 recipient of Rice's James W. Glanville Award, presented annually to the player who has achieved excellence in athletics, academics and integrity.

Prior to his time at Rice, Casey was drafted by the Chicago White Sox in the seventh round of the 2003 Major League Baseball Draft. He spent three seasons with the White Sox organization as a pitcher, before enrolling at Rice and pursuing football.

Casey was born on Sept. 22, 1984, in Fort Worth, Texas, and was raised in nearby Azle, Texas. He attended Azle High School, where he was a standout quarterback on the football team and pitcher on the baseball team.

Casey and his wife, Kylie, have two sons, Cannon and Knox.

Playing and coaching history: 2007-08—Played tight end at Rice. **2009-12**—Played tight end, Houston Texans. **2013-14**—Played tight end with Philadelphia Eagles. **2015**—Played tight end with Denver Broncos. **2016-18**—Assistant coach (AC), University of Houston. **2019-present**—AC, Cincinnati Bengals.

SIGISMONDO CIOFFI

DEFENSIVE QUALITY CONTROL



A Bengals assistant from 1997-2010, Sigismondo "Louie" Cioffi returned to Cincinnati in 2021 after more than a decade away, and serves as defensive quality control coach. The 2023 season marks his 17th Bengals season, and 25th as an NFL coach.

In 2022, Cioffi helped the Cincinnati defense rank sixth in the NFL in points allowed per game (20.1) and seventh in rushing yards allowed per game (106.6). The Bengals also held opposing passers to a league-low 58.9 completion percentage and recorded 13 INTs, while giving up 300 net passing yards just once during

the regular season. Cioffi also helped the defense overcome several notable injuries, as CB Chidobe Awuzie, CB Mike Hilton and DT DJ Reader each missed at least two games.

In 2021, Cioffi helped the Cincinnati defense allow the fifth-fewest rushing yards per game in the NFL (102.5). The Bengals also recorded the 11th-most sacks in the league (41), led by free agent acquisition DE Trey Hendrickson, who logged 14 — a career high, the fifth-most in the NFL and the second-most in a single season in team history. Cincinnati made numerous game-changing plays defensively during its postseason run to Super Bowl LVI, as its eight INTs were the most by a team in a single postseason since Green Bay in 2010.

In 2020, Cioffi served as defensive coordinator of the XFL's D.C. Defenders. He helped the team to a first-place finish in the XFL East, as the defense ranked second in the league in both third-down and red-zone percentage. In 2019, he was defensive coordinator/linebackers coach of the AAF's Atlanta Legends, and helped the team lead the league in both total defense and passing defense. Prior to his time with the Defenders and Legends, he spent the 2018 season as defensive coordinator at Southeastern Louisiana University.

Cioffi served as defensive backs coach for the Cleveland Browns in 2016, helping CB Brian Boddy-Calhoun tie for the NFL rookie lead in INTs (three). From 2014-15, Cioffi was CBs coach for the Tennessee Titans, and helped the '15 team rank seventh in the NFL in passing yards allowed per game (229.9).

Cioffi also spent the 2013 season with the Browns, serving as defensive backs coach as Cleveland ranked eighth in the NFL in passing yards allowed per game (221.1). That year, he helped guide CB Joe Haden and S T.J. Ward to their first career Pro Bowl selections.

From 2011-12, Cioffi was defensive backs coach with the Arizona Cardinals. Under his guidance, the 2012 Cardinals allowed the lowest passer rating (71.2) in the NFL, while ranking second in INTs (22), and fifth in passing yards allowed per game (200.8). Working with Cioffi, CB Patrick Peterson earned his first two Pro Bowl nods.

Cioffi's first stint with the Bengals came from 1997-2010, and he began his role on staff at age 23 as the youngest full-time assistant coach in the NFL. He started as defensive staff assistant (1997-2000) and defensive assistant ('01-02), before moving to assistant defensive backs coach ('03-10). In his seven years as DBs coach, Cioffi helped the Bengals rank fifth in the NFL in INTs (150), and he oversaw the development of CBs Deltha O'Neal, Tory James, Leon Hall and Johnathan Joseph, along with safeties Madiue Williams, Chinedum Ndukwe, Chris Crocker and Roy Williams. In 2009, the Bengals ranked fourth in the NFL in yards allowed (301.4 per game), sixth in passing yards allowed (203.1), and sixth in points allowed (18.2). The 2009 pass defense ranking was Cincinnati's highest since 1993.

Cioffi spent the 1995-96 seasons as wide receivers coach at C.W. Post University in Brookville, N.Y., helping the '96 team win the ECAC Division II title.

Prior to his time at C.W. Post, Cioffi served in 1993-94 as a 20 and 21-year-old assistant to Bruce Coslet's coaching staff on the N.Y. Jets. Then, in 1997 when he took over full-time as Bengals head coach, Coslet brought Cioffi on board as part of a reorganization of the coaching staff.

Cioffi was born Sept. 21, 1973, in Queens, N.Y. and attended college at SUNY-Stony Brook. His wife's name is Cindy. They have two daughters, Cecilia Elle and Corrine, and a son, Sigismondo Connor.

Coaching history: 1993-94—Coaching assistant, N.Y. Jets. **1995-96**—Assistant coach (AC), C.W. Post. **1997-2010**—AC, Cincinnati Bengals. **2011-12**—AC, Arizona Cardinals. **2013**—AC, Cleveland Browns. **2014-15**—AC, Tennessee Titans. **2016**—AC, Cleveland Browns. **2018**—Defensive coordinator, Southeastern Louisiana University. **2019**—Defensive coordinator, Atlanta Legends (AAF). **2020**—Defensive coordinator, D.C. Defenders (XFL). **2021-present**—AC, Bengals.

MARK DUFFNER
SENIOR DEFENSIVE ASSISTANT



A Bengals assistant from 1997-2002, Mark Duffner returned to Cincinnati's coaching staff in '19 as senior defensive assistant. He now is in his 27th season as an NFL coach, and 11th overall with the Bengals.

In 2022, Duffner helped the defense rank sixth in the NFL in points allowed per game (20.1). Working closely with the defensive line, he helped guide DE Trey Hendrickson to a team-leading eight sacks and his second straight Pro Bowl selection, while DTs B.J. Hill and DJ Reader helped lead the team in ranking seventh leaguewide in rushing yards allowed per game (106.6).

In 2021, Duffner worked with a defense that ranked fifth in the NFL in rushing yards allowed (102.5 per game) and 11th in sacks (41). Hendrickson in his first Bengals season notched 14 sacks, the fifth-most in the league and second-most in team history. Cincinnati's run to Super Bowl LVI marked Duffner's first time coaching in the big game, as the Bengals had a league-high eight INTs and 155 tackles in the postseason.

In 2020, Duffner helped the Cincinnati defense hold opposing passers to a 62.8 completion percentage (sixth in the NFL), while also guiding the transition of seven new starters despite an offseason with no on-field work due to COVID-19. In 2019, Cincinnati recorded 11 more sacks in the second half of the season compared to the first eight games and allowed 84.1 fewer yards per game.

Duffner spent 2016-18 with the Tampa Bay Buccaneers as linebackers coach and served the last 11 games of '18 as interim defensive coordinator. In those 11 contests, the Bucs' defense improved its yards allowed per game from 439.8 to 357.7. In 2017, Duffner helped LB Kwon Alexander earn his first Pro Bowl nod, while LB Lavonte David had five FFs (second-most in the NFL) and a league-high five FRs. Duffner in 2017 and '18 was voted as Buccaneers Coach of the Year as part of Tampa Bay's local PewterCast Awards.

From 2014-15, Duffner served as linebackers coach for the Miami Dolphins, working alongside several current Bengals coaches, including head coach Zac Taylor and defensive coordinator Lou Anarumo.

Prior to Miami, he spent eight seasons (2006-13) coaching LBs with the Jacksonville Jaguars. Duffner in 2014 was named Jacksonville's top assistant coach by the Florida Times-Union on the Jaguars' All-20th Anniversary Team.

Duffner spent the 2003-05 seasons as linebackers coach for the Green Bay Packers, helping '03 first-round pick Nick Barnett lead the team in tackles in three straight seasons.

Duffner broke into the NFL coaching ranks with the Bengals from 1997-2002, spending four seasons ('97-00) as LBs coach and two ('01-02) as defensive coordinator. In 2001, the team allowed the fewest points (309) since 1989.

Prior to the NFL, Duffner coached 22 years in the college ranks, including 11 as a head coach. He compiled a combined 80-40-1 record as a head coach at the University of Maryland (1992-96) and The College of the Holy Cross ('86-91). Duffner in 1995 helped the Terrapins return to the national rankings for the first time in nine seasons. He also guided Holy Cross to five Patriot League championships and the No. 1 ranking in the final 1987 NCAA Division I-AA poll. He was named Patriot League Coach of the Year four times, and in 1987 and '91 was voted the National Coach of the Year. Duffner left Holy Cross with the best winning percentage in Patriot League history (.917), and was inducted into the Holy Cross Hall of Fame in 2008.

Duffner began his coaching career as a graduate assistant at Ohio State under Woody Hayes from 1975-76 while he earned a master's degree. He then served as defensive coordinator at the University of Cincinnati from 1977-80.

Duffner was born on July 19, 1953, in Annandale, Va.. He played college football at William & Mary from 1972-74 (inducted into school's hall of fame in '90). He and his wife, Kathy, have two daughters, Christina and Carolyn, and one son, John, as well as four granddaughters and one grandson.

Playing and coaching history: 1971-74—Played defensive line at William & Mary. **1975-76**—Graduate assistant coach, Ohio State. **1977-80**—Defensive coordinator, University of Cincinnati. **1981-85**—Defensive coordinator and recruiting coordinator, Holy Cross. **1986-91**—Head coach, Holy Cross. **1992-96**—Head coach, Maryland. **1997-2000**—Assistant coach (AC), Cincinnati Bengals. **2001-02**—Defensive coordinator, Bengals. **2003-05**—AC, Green Bay Packers. **2006-13**—AC, Jacksonville Jaguars. **2014-15**—AC, Miami Dolphins. **2016-18**—AC, Tampa Bay Buccaneers (interim defensive coordinator for final 11 games of '18). **2019-present**—AC, Bengals.

DEREK FRAZIER
ASSISTANT OFFENSIVE LINE



Derek Frazier is in his second season as the Bengals' assistant offensive line coach after joining the staff in 2022.

Last season, Frazier helped guide a new-look offensive line that featured four new starters, including LG Cordell Volson, the team's fourth-round draft pick. Working with Frazier, Volson played 100 percent of Cincinnati's offensive snaps during the regular and postseason. The unit improved as the year progressed, allowing 17 fewer sacks in the second half of the season (14) compared to the first (31), and holding opponents to no more than two sacks in each of the final eight games.

Frazier came to Cincinnati after spending the 2021 season as offensive line coach at the University of Wyoming. He coached a line that helped produce one of the top rushing attacks in the nation, as the Cowboys' 195.1 yards per game on the ground ranked 29th in the NCAA and second in the Mountain West Conference. Three Wyoming offensive linemen earned All-Mountain West honors under Frazier's tutelage.

Frazier spent the 2019-20 seasons as assistant offensive line coach with the N.Y. Jets, working alongside current Bengals offensive line coach/ run game coordinator Frank Pollack. In 2020, Frazier helped first-round draft pick Mekhi Becton earn numerous all-rookie honors and quickly emerge as one of the NFL's top young OTs. In 2019, the Jets fought through a wave of injuries that forced the team to use 11 different starters (second-most in the NFL) along the line. The line, though, showed improvement, allowing 22 fewer sacks in the second half of the season compared to the first.

Prior to his first NFL coaching position with the Jets, Frazier spend four seasons (2015-18) at Central Michigan University, where he served as offensive line coach and had the added distinction of run game coordinator from '17-18. Frazier helped CMU appear in three consecutive bowl games from 2015-17. In 2017, he coached OL J.P. Quinn to a third-team All-MAC selection, and the line protected QB Shane Morris as he passed for the second-most TDs in program history (27).

Frazier spent three seasons (2012-14) as offensive line coach at Colorado State University, helping the program increase its win total from four to 10 over a three-year period. He coached two offensive linemen — Ty Sambrailo and Weston Richburg — to first-team All-Mountain West honors, with Richburg becoming a second-round draft choice by the N.Y. Giants.

Frazier had two coaching stints at Fresno State, the latter of which from 2006-11. He served as the offensive line coach for the 2006-08 seasons and added the responsibility of run-game coordinator from '09-11. He previously spent the 2003-04 campaigns as a graduate assistant. During his years at Fresno State, Frazier helped the Bulldogs earn six bowl game bids with three wins against Power 5 opponents. He worked with an offensive line that paved the way for consecutive 1000-yard rushers in Dwayne Wright and Bryson Sumlin. He also helped develop All-American OL Logan Mankins, who went on to play 11 seasons in the NFL with the New England Patriots and Tampa Bay Buccaneers.

Frazier was the offensive coordinator and offensive line coach at Adams State College in Alamosa, Colo., for two seasons (2001-02), where he also served as the weight throws coach for the track & field program. He spent the 2000 season as offensive coordinator and offensive line coach at Nichols College in Dudley, Mass., helping lead the team to a 7-3 record and the first postseason appearance in school history.

A four-year letterman at the University of Northern Colorado (1992-96), Frazier was the starting center on the Bears' NCAA Division II National Championship team in 1996. That season, he received the team's Most Inspirational Offensive Player Award.

Frazier earned his bachelor's degree in business administration from Northern Colorado in 1997 and received a master's degree from Nichols College in 2000. He is married with two children.

Playing and coaching history: 1992-96—Played OL at Northern Colorado. **1998-2000**—Assistant Coach (AC), Nichols College (Mass.). **2001-02**—AC, Adams State College (Colo.). **2003-04**—AC, Fresno State. **2005**—AC, Northern Arizona. **2006-11**—AC, Fresno State. **2012-14**—AC, Colorado State. **2015-18**—AC, Central Michigan. **2019-20**—AC, N.Y. Jets. **2021**—AC, Wyoming. **2022-present**—AC, Cincinnati Bengals.

JUSTIN HILL RUNNING BACKS



Justin Hill is in his third Bengals season in 2023, after joining the staff in '21 as running backs coach.

In 2022, Hill coached a running backs group that helped the Cincinnati offense rank seventh in the NFL in scoring (26.1 points per game) and eighth in total yards (360.5 per game). HB Joe Mixon posted 1255 yards from scrimmage, including a career-high 441 receiving yards despite missing two games due to a concussion. In his absence, HB Semaje Perine started Games 11-12 and rushed for a combined 166 yards on 38 carries (4.4 average). Perine finished the regular

season with 394 rushing yards, his most since 2017, and recorded a career-high 287 receiving yards.

In 2021, his first season in Cincinnati, Hill helped Mixon enjoy a career year that resulted in his first Pro Bowl selection. Mixon ranked third in the NFL in rushing yards (1205) and rushing TDs (13) during the regular season, then ran for 262 yards in the postseason to help lead the Bengals to Super Bowl LVI. He became one of just four players in team history to amass 4000 career rushing yards and 1000 receiving yards, and did so in the fewest amount of games (60).

Hill spent the previous six seasons (2015-20) as running backs coach at the University of Tulsa. During his tenure with the Golden Hurricane, the team's running backs totaled 50 100-yard rushing games and five 200-yard games. As a team, they topped 300 yards rushing in 13 games, while his running backs earned four all-conference honors.

In 2020, Hill was promoted before the season to run game coordinator, and then helped steer Tulsa's backfield through an injury to No. 1 RB Shamari Brooks. RBs Corey Taylor II and Deneric Prince stepped in and combined for 1076 rushing yards and eight TDs in just nine games.

In 2016, Two of Hill's proteges — RBs James Flanders and D'Angelo Brewer — each topped 1000 yards rushing, with Flanders' school-record 1629 yards leading the American Athletic Conference. Flanders and Brewer became the first duo in school history to combine for 3000 rushing yards, and helped the Golden Hurricane rank eighth nationally in rushing yards per game (261.7), while also setting a school record with eight 300-plus yard games.

In 2017, Tulsa ranked 14th nationally in rushing (247.3), and Brewer became the all-time rushing leader (3917) for both Tulsa and the AAC. After the season, Hill was one of 30 coaches nationwide selected by the American Football Coaches Association to participate in the AFCA's "30 Under 30" Coaches' Leadership Institute.

During his tenure at Tulsa, Hill guided four players — Flanders, Brewer, Brooks and Taylor — to 1000 career rushing yards. He also was at the helm for three of Tulsa's top five single-season rushing outputs.

Prior to his time at Tulsa, Hill spent three seasons (2012-14) at Baylor University, where he served as associate director of athletic performance for the football team. He spent 2011 as a graduate assistant coach at Iowa State.

Hill played collegiately at Rice University from 2007-10. He began his career as a running back, starting seven games and racking up a team-high 321 yards and three TDs as a true freshman. Due to injuries on Rice's defense the following year, Hill moved to the other side of the ball. He spent his final three seasons at linebacker, and totaled 97 tackles, six pass break-ups and three FFs. He was a team co-captain in 2010 and won the Jess Nealy Award, an honor given annually to the Owls' top linebacker.

Hill was born Sept. 9, 1988 in Mesquite, Texas. He graduated from Rice in 2011 with a degree in sociology, and then earned a master's degree in educational leadership and policy studies from Iowa State in 2015. He and his wife, Dana, have one daughter, Avery, and one son, Jordan.

Playing and coaching history: 2007-10—Played running back and linebacker at Rice. **2011**—Graduate assistant, Iowa State. **2012-14**—Associate director of athletic performance, Baylor. **2015-20**—Assistant coach (AC), Tulsa. **2021-present**—AC, Cincinnati Bengals.

MARION HOBBY DEFENSIVE LINE



Marion Hobby is in his ninth season as an NFL coach and third with the Bengals. He again leads the defensive line unit.

In 2022, Hobby coached a defensive line that ranked among the league's best against the run, as Cincinnati allowed the seventh-fewest rushing yards per game in the NFL (106.6) en route to its second straight division title. He helped DE Trey Hendrickson post a team-high eight sacks and earn his second straight Pro Bowl selection, while DE Sam Hubbard notched 6.5 sacks and led the Bengals with 11 TFLs. On the interior,

DTs B.J. Hill and DJ Reader combined for eight PDs, while helping allow LBs Logan Wilson and Germaine Pratt to record career highs in tackles.

Hobby led a pass-rushing resurgence for the Bengals in his first season in 2021, as Cincinnati's 41 sacks (t-11th in NFL) more than doubled its total of 17 in '20. Hendrickson, an offseason free agent acquisition, recorded 14 sacks, the fifth-most in the NFL and second-most in team history, to collect his first career Pro Bowl nod. During the regular season, four players — Hendrickson, Hubbard (7.5 sacks), DT Larry Ogunjobi (7.0) and Hill (5.5) — matched or surpassed the 2020 team's individual high of 5.5. The line continued its dominant play in the postseason, recording 10 sacks over four games to help lead the Bengals to an appearance in Super Bowl LVI.

Hobby spent the previous two seasons (2019-20) as defensive line coach for the Miami Dolphins. In 2020, the line helped lead Miami to top-10 NFL rankings in points allowed per game (21.1), sacks (41) and forced fumbles (14). In 2019, Hobby headed the development of rookie DT Christian Wilkins, the team's first-round pick who went on to lead all rookie defensive linemen with 56 tackles.

Hobby served as DL coach for the Jacksonville Jaguars (2017-18), leading one of the top units in the NFL. In 2017, the Jags ranked second leaguewide in sacks (55) and takeaways (33), with four players recording at least eight sacks. Under Hobby, DL Calais Campbell became the first player in Jaguars history to log double-digit sacks in consecutive seasons (14.5 in 2017, 10.5 in '18).

Hobby has had two separate stints on Clemson University's coaching staff. The second was from 2011-16, when he served as co-defensive coordinator/DEs coach. The Tigers earned two national championship game berths and a College Football Playoff National Championship in 2016 with Hobby on staff. He also helped develop several NFL defensive linemen, including current Reader, who played for the Tigers from 2012-15.

In 2015, Hobby coached future first-round pick Shaq Lawson and future second-rounder Kevin Dodd, who ranked first and second, respectively, in the nation in TFLs.

In 2014, Clemson led the nation in total defense (260.8 yards per game) and TFLs (131). That year's line included future first-rounder Vic Beasley, who spent three seasons under Hobby and became Clemson's all-time sacks leader (33).

Prior to joining Clemson, Hobby spent three seasons (2008-10) as assistant head coach, defensive coordinator and defensive line coach at Duke University. In 2008, the Blue Devils held opponents to just 23.4 points per game, the program's best mark in 20 years. One of Duke's key contributors during that time was former Bengals LB Vincent Rey.

Hobby spent 2006-07 seasons as DEs coach for the New Orleans Saints. In 2006, he helped late Saints DE Will Smith to 10.5 sacks and a Pro Bowl nod.

Hobby's first stint at Clemson came in 2005, when he served as defensive line coach. Powered by the defensive line, Clemson ranked 11th in the nation in scoring defense (17.6 points/game).

Hobby has also held assistant coach positions at Mississippi (1999-2004), Tennessee (1998), Louisiana-Lafayette (1996-97) and Tennessee-Martin (1995).

Hobby was an All-SEC defensive end at the University of Tennessee before being selected by the Minnesota Vikings in the third round of the 1990 NFL draft. He played three seasons with the Vikings and Patriots (1990-92).

Born Nov. 7, 1966, Hobby was raised in Irondale, Ala. (outside Birmingham). He and his wife, Constance, have three daughters — Maria, Mariah and Camille.

Playing and coaching history: 1986-89—Played defensive end at University of Tennessee. **1990-92**—Played defensive end, New England Patriots. **1995**—Assistant coach (AC), Tennessee-Martin. **1996-97**—AC, Louisiana-Lafayette. **1998**—AC, University of Tennessee. **1999-2004**—AC, University of Mississippi. **2005**—AC, Clemson. **2006-07**—AC, New Orleans Saints. **2008-09**—AC, Duke. **2010**—Defensive coordinator, Duke. **2011-16**—Co-defensive coordinator, Clemson. **2017-18**—AC, Jacksonville Jaguars. **2019-20**—AC, Miami Dolphins. **2021-present**—AC, Cincinnati Bengals.

TODD HUNT

ASSISTANT STRENGTH AND CONDITIONING



Todd Hunt is in his fifth season with the Bengals, after joining Cincinnati in 2019 as assistant strength and conditioning coach.

Since arriving in Cincinnati, Hunt and the strength and conditioning staff have led the physical development of an influx of new and young Bengals players. In 2022, he helped QB Joe Burrow return to form after an emergency surgery to remove his appendix kept him out of training camp for three weeks. Burrow recovered in time for the regular-season opener, and went on to set single-season team records for completions (414) and passing TDs (35). Hunt additionally aided in the return from injury for several notable starters who missed action, including WR Ja'Marr Chase (hip) and DT DJ Reader (knee).

In 2021, multiple key players returned from injuries to help lead the team to an AFC North Division title, an AFC Championship and a berth in Super Bowl LVI. Highlighting that crop was Burrow, who was named the AP NFL Comeback Player of the Year after missing the final six weeks of his rookie season with a knee injury. Burrow set single-season franchise records in passing yardage (4611) and passer rating (108.3). TE C.J. Uzomah, coming back from an Achilles injury suffered in Week 2 of the 2020 campaign, recorded career highs in receptions (49), receiving yards (493) and TDs (five).

The strength and conditioning staff's efforts with Hunt on board were particularly evident in 2020, when the COVID-19 pandemic prohibited training at the team facility during the offseason and limited it during the regular season. The staff adjusted and helped onboard a wave of new additions, including the team's seven-player draft class that went on to play 96 combined games as rookies.

In 2019, Hunt helped power a Bengals strength and conditioning program that guided Cincinnati to a late-season surge, with vast improvements on both offense and defense the second half of the year. Offensively, the Bengals averaged 70.6 more rushing yards per game in the second half of the season (130.1) compared to the first (59.5). The team's average rushing yards per attempt also jumped 1.26 yards (3.17 to 4.43) over the final eight games, and it allowed 10 fewer sacks. Defensively, Cincinnati notched 11 more sacks the second half of the year, and allowed 84.1 fewer yards per game (57.5 fewer rushing, 26.6 fewer passing yards).

Hunt joined the Bengals after spending the 2018 season at the University of Illinois, where he served as assistant strength coach for the football team. At Illinois, Hunt worked under Bengals head strength and conditioning coach Joey Boese and alongside fellow Bengals strength and conditioning assistant Garrett Swanson.

In 2018, Hunt and the Illini strength and conditioning staff helped mold one of the Big Ten Conference's most dominant rushing attacks. The team averaged 244.2 yards per game on the ground (second in the Big Ten), and RB Reggie Corbin led the conference in yards per attempt (8.5) en route to third-team All-Big Ten honors.

Prior to his time at Illinois, Hunt served as a graduate assistant at his alma mater, Fresno State University, from 2016-17 and worked with the Bulldogs' defensive linemen.

Prior to coaching, Hunt was a standout defensive end at Fresno State from 2012-15 (redshirted in '11). He played in 47 career games for the Bulldogs, with 27 starts, and recorded 136 tackles, including 17 for losses and 7.5 sacks. He served as a team captain as a senior in 2015, and he also was the recipient of the team's outstanding lineman of the year award for defense. Over his playing career, Hunt helped lead the Bulldogs to two Mountain West Conference championships (2012 and '13) and a MWC West Division title in 2014.

Hunt was born in Stamford, Conn. As a high school senior, he moved to Southern California and attended Mater Dei High School (Santa Ana, Calif.), where he was an Orange County All-Star at defensive end. He and his wife, Michelle, have two sons, Jackson and Titus, and a daughter, Brooklyn.

Playing and coaching history: 2012-15—Played defensive end at Fresno State. **2016-17**—Graduate assistant coach, Fresno State. **2018**—Assistant coach (AC), Illinois. **2019-present**—AC, Cincinnati Bengals.

FREDI KNIGHTEN OFFENSIVE ASSISTANT



Fredi Knighten is in his second season with the Bengals, after joining the staff as an offensive assistant in 2022.

In his first season in Cincinnati, Knighten helped the offense rank in the top 10 in the NFL in scoring (seventh, 26.1 points per game), total yards (eighth, 360.5 per game), and passing yards (fifth, 265.0 per game). QB Joe Burrow set single-season team records for completions (414) and passing TDs (35) en route to earning his first career Pro Bowl selection, while WRs Ja'Marr Chase (1046) and Tee Higgins (1029) each surpassed 1000 receiving yards for a second straight season.

Knighten joined the Bengals' staff after spending the 2021 campaign as an offensive analyst at Utah State University. He helped the Aggies set program records for passing yards (4248), TD passes (41), total 100-yard receiving games (13) and number of WRs with 10-plus TD catches (three). With Knighten on staff, Utah State finished the season ranked 15th nationally in passing offense (303.4 yards per game), 23rd in total offense (445.6 yards per game) and 33rd in scoring offense (32.6 points per game). The offense played a large role in the team tying the school record for wins (11) and claiming the program's first Mountain West Conference title.

At Utah State, Knighten worked with WR Deven Thompkins, who was named an AP third-team All-American and a semifinalist for the Biletnikoff Award. Thompkins ranked second in the NCAA and set a school record with 1,704 receiving yards on 102 receptions. He tied a Utah State record with nine total 100-yard receiving games, including six straight games with 100-plus yards.

Knighten spent two seasons (2019-20) at the University of Massachusetts, where he served as running backs coach for both years and also coached the quarterbacks in '20. During the 2020 season, none of the team's five RBs that fielded a handoff committed a fumble once over a combined 344 carries. The group rushed for a combined 1460 yards (4.2 per carry) and 11 TDs.

Prior to his time at UMass, Knighten served as a graduate assistant at Florida State for the 2018 season. He helped the Seminoles offense rank third in the ACC in passing yards per game (270.1), with QB Deondre Francois throwing for 2731 yards and 15 TDs. He was also a graduate assistant for two years (2016-17) at Maryland, helping the Terrapins rank in the top-20 nationally for fewest turnovers (14) in 2017. That season, WR DJ Moore set a school record with 80 receptions and led the Big Ten with 1033 receiving yards. Moore would become a first-round draft pick by the Carolina Panthers in 2018.


In 2016, Maryland's offense rushed for 2594 yards, marking the first time the program had 2500-plus yards on the ground since 2003. In the passing game, QB Perry Hills led the Big Ten in completion percentage (61.9).

Knighten enjoyed a decorated playing career as a dual-threat QB at Arkansas State (2012-15), ranking fourth in program history with 6986 total yards. He graduated with the second-most total yards in a single season (4056 in 2014) and was a two-time All-Sun Belt selection. Knighten was named MVP of the 2013 GoDaddy Bowl after recording 212 yards of total offense and leading the Red Wolves on a 55-yard game-winning drive in the final 1:25 of regulation.

A native of Little Rock, Ark., Knighten earned a bachelor's degree in interdisciplinary studies from Arkansas State in 2016. He and his wife, Alexis, have a son, Malcolm.

Playing and coaching history: 2012-15—Played QB at Arkansas State. **2016-17**—Graduate assistant coach, Maryland. **2018**—Graduate assistant coach, Florida State. **2019-20**—Assistant Coach (AC), Massachusetts. **2021**—AC, Utah State. **2022-present**—AC, Cincinnati Bengals.

JORDAN KOVACS
ASSISTANT LINEBACKERS



A former NFL safety who was in the league as recently as 2016, Jordan Kovacs now is in his fifth season as a Bengals and NFL coach. He serves as assistant linebackers coach, a role he stepped into in 2022 after spending the previous three years as defensive quality control coach with a specific focus on linebackers.

In 2022, Kovacs worked with an elite LB duo in third-year pro Logan Wilson and fourth-year pro Germaine Pratt. They each recorded a career high in tackles, as Wilson's 123 stops led Cincinnati and were the most by a Bengals player since Vontaze Burfict (171) in 2013, while Pratt's 99 ranked second on the team. The pair played a key role in Cincinnati's defense ranking sixth in the NFL in points allowed (20.1 per game) and seventh in rushing yards allowed (106.6).

In 2021, Kovacs helped Wilson and Pratt assert themselves as core members of a Bengals defense that ranked fifth leaguewide in rushing yards allowed (102.5 per game). Wilson led the team with 98 tackles and a career-high four INTs, tying for the most by any NFL linebacker. He then had 39 tackles in Cincinnati's postseason run to Super Bowl LVI, and picked off Titans QB Ryan Tannehill in the final minute of the Divisional Playoff at Tennessee to set up a game-winning FG. Pratt, meanwhile, posted 88 tackles in the regular season and had a game-sealing INT late in the Wild Card Playoff win over Las Vegas.

In 2020, Kovacs helped guide a LB group that featured three rookie draft picks and an unrestricted free agent signee. The steady development of the young LBs paralleled the Bengals' improved defense as the season went along, as they helped hold opposing QBs to just a 62.8 completion percentage, sixth-best in the NFL.

In 2019, his first season as an NFL coach, Kovacs and the staff keyed a substantial defensive turnaround, as Cincinnati allowed 84.1 fewer yards per game in the second half of the season compared to the first eight games.

Prior to joining the Bengals' staff, Kovacs spent two seasons (2017-18) working at his alma mater, the University of Michigan. In 2018, he served as a defensive graduate assistant with a focus on the defensive line, helping the Wolverines finish second in the nation in total defense (275.2 yards per game). Kovacs worked with DEs Rashan Gary and Chase Winovich, who each earned first-team All-Big Ten honors.

Kovacs spent the 2017 season as a coaching intern at Michigan, working with the defense and special teams. The Wolverines led the nation in both passing defense and third-down conversion percentage allowed, and were the only team in the country to hold five opponents under 200 yards of total offense. No other Big Ten school had accomplished that feat in the previous 20 years.

Prior to his coaching career, Kovacs played safety for the Miami Dolphins for parts of three seasons (2013-15), after originally signing with the team as a college free agent in '13. He played in 28 career games for the Dolphins, totaling 10 tackles and a sack. He also spent time briefly on the Philadelphia Eagles' practice squad in 2014, and with the Kansas City Chiefs and L.A. Rams during the 2016 preseason.

Kovacs had a standout collegiate career as a safety at Michigan from 2009-12, after originally joining the program as a walk-on in '08. He was a four-year letter winner and four-year starter for the Wolverines, appearing in 50 total games with 46 starts. Kovacs became just the 15th player in school history to record 300 career tackles, and left the program ranked 12th in that category (331).

As a senior in 2012, Kovacs earned Michigan's Bo Schembechler Most Valuable Player Award, as well as second-team All-Big Ten honors. He was also a finalist for the Burlsworth Trophy, presented annually to the top college football player who began their career as a walk-on. Kovacs was named All-Big Ten honorable mention in 2010 and '11, and was an Academic All-Big Ten selection in '11 and '12.

Kovacs was born June 12, 1990, in Curtice, Ohio, outside of Toledo. He graduated from Michigan in 2012 with a degree in kinesiology. He and his wife, Kat, live in Cincinnati.

Playing and coaching history: 2009-12—Played safety, University of Michigan. 2013-15—Played safety, Miami Dolphins. 2017—Coaching intern, Michigan. 2018—Graduate assistant coach, Michigan. 2019-present—Assistant coach, Cincinnati Bengals.

BRAD KRAGTHORPE
ASSISTANT QUARTERBACKS



Brad Kragthorpe is in his fifth season on the Bengals' staff in 2023, and his first in the role of assistant quarterbacks coach. He spent the previous two seasons (2021-22) as assistant wide receivers coach, after serving as an offensive assistant from '19-20.

In 2022, Kragthorpe again worked with a dynamic receiving corps that featured Tyler Boyd, Ja'Marr Chase and Tee Higgins. Each player recorded over 700 receiving yards, making the Bengals one of two NFL teams with three WRs to reach that number. Chase,

despite missing four games due to a hip injury, led the team in receptions (87), receiving yards (1046) and receiving TDs (nine) to earn his second straight Pro Bowl nod, while Higgins posted 74 catches for 1029 yards and seven TDs. Cincinnati's production at wide receiver helped drive an offense that ranked fifth in the NFL in passing yards per game (265.0).

In 2021, Kragthorpe worked with the team's first-round draft pick in Chase, who he previously coached at Louisiana State in 2018. Chase was named the AP Offensive Rookie of the Year after posting the most receiving yards by a first-year player in the Super Bowl era (1455), while grabbing 13 receiving TDs. He and Higgins (1091 yards) became the first duo in NFL history to record 1000 receiving yards in the same season before the age of 23. Combined with Boyd (828 yards), they combined for 3374 receiving yards during the regular season, the most by any trio in the NFL.

Serving as an offensive assistant in 2020, Kragthorpe helped QB Joe Burrow make the transition from college to the NFL. Burrow, the No. 1 overall pick in the 2020 draft, was on pace for one of the most productive rookie campaigns by a QB in NFL history before a knee injury ended his season after 10 games. His 264 completions were the most by an NFL QB through their first 10 career games, while his 404 pass attempts were second and his 2688 passing yards were fifth.

In 2019, Kragthorpe and the Cincinnati offensive staff helped key a turnaround in the second half of the season, as the Bengals averaged 70.6 more rushing yards over the final eight games (130.1) compared to the first eight (59.5). Their average rushing yards per attempt jumped 1.26 yards (3.17 to 4.43) over the same span, while they allowed 10 fewer sacks.

Kragthorpe spent the 2018 season as an offensive analyst at LSU, working with an offense that featured both Burrow and Chase. In his first season with the Tigers after transferring from Ohio State, Burrow started all 13 games and threw 16 TD passes to just five INTs (fewest by a starting QB in the SEC). He helped lead LSU to a 10-3 record and a victory in the Fiesta Bowl, where Chase had a game-high 93 receiving yards and a TD.


Prior to his time at LSU, Kragthorpe spent two seasons (2016-17) as an offensive graduate assistant coach at Utah State University. He worked with the Aggies' wide receivers.

Before entering the coaching ranks, Kragthorpe was a college quarterback. He opened his collegiate career at Idaho State in 2011 (did not play), and then transferred to Louisiana State for his final three years of eligibility. After sitting out the 2012 season at LSU due to NCAA transfer rules, he served as a reserve QB for the Tigers from 2013-15 and appeared in 25 career games. Kragthorpe served as the Tigers' primary holder on placekicks for his final two seasons, and in 2015 was part of one of college football's signature plays when, on a fake FG attempt against rival Florida, he threw a backward pass to K Trent Dominigue, who then raced 16 yards for what proved to be the game-winning score in a 28-21 LSU win.

Kragthorpe was born March 2, 1992, in Flagstaff, Ariz. He attended Holland High School in Tulsa, Okla., where he was a standout in both football and baseball. His father, Steven Kragthorpe, was a college head coach at Tulsa (2003-06) and Louisville ('07-09). His grandfather, Dave Kragthorpe, was a college head coach at South Dakota State (1969), Idaho State ('80-82) and Oregon State ('85-90).

Playing and coaching history: 2011—Played quarterback, Idaho State. 2012-15—Played quarterback, Louisiana State. 2016-17—Graduate assistant coach, Utah State. 2018—Assistant coach (AC), Louisiana State. 2019-present—AC, Cincinnati Bengals.

ROBERT LIVINGSTON
SECONDARY/SAFETIES



Robert Livingston is in his ninth season on the coaching staff in 2023. This is Livingston's eighth season with the title of secondary coach, and his sixth with a specific focus on the Bengals' safeties.

In 2022, Livingston once again worked with an elite safety duo consisting of Jessie Bates III and Vonn Bell, who both started all 16 games and led the Bengals in defensive snaps played. Bates and Bell tied for the team lead with four INTs each, a career high for both players, and played a key role in Cincinnati holding opposing passers to a league-low 58.9 completion percentage.

Livingston also helped develop rookie Dax Hill, the Bengals' first-round draft pick who played in 15 games with two starts.

In 2021, Bell (97) and Bates (88) ranked second and third, respectively, on the team in tackles. They made several impact plays during the team's run to Super Bowl LVI, including Bell picking off Kansas City QB Patrick Mahomes in overtime of the AFC Championship to set up a game-winning FG drive. Two weeks later in the Super Bowl, Bates intercepted L.A. Rams QB Matthew Stafford late in the first half to negate a scoring threat.

In 2020, Bell (114) and Bates (107) were the team's top-two tacklers, while Bates additionally tied for sixth in the NFL in PDs (15). Livingston helped transition Bell, an unrestricted free agent signee, into Cincinnati's starting lineup despite the absence of an in-person offseason program due to COVID-19. Bell set career highs in tackles and FFs (three), while helping the defense hold opposing passers to a 62.8 completion percentage (sixth in NFL).

In 2019, Livingston and the secondary helped the defense to a significant turnaround over the final eight games. The Bengals held opponents to just a 59.3 completion percentage the second half of the season, down from 64.3 percent in the first eight games, while also yielding 84.1 fewer yards per game in that span.

Livingston helped spur the development of Bates, a second-round pick of the Bengals, during his rookie season in 2018. Bates started all 16 games, recorded three INTs and became just the sixth rookie ever to lead Cincinnati in tackles (111). Livingston also guided S Shawn Williams to his most productive season as a pro, as the sixth-year veteran totaled 108 tackles and a team-high five INTs.

In 2017, the Bengals' secondary spearheaded a defense that ranked eighth in the NFL in passing yards allowed per game (211.2). Cincinnati also ranked sixth leaguewide in red zone defense, allowing TDs on 46.4 percent of opponents' trips inside the 20-yard line.

Livingston helped the 2016 Bengals' secondary record 13 of the team's 17 INTs, which ranked second in the league. The defense also held opponents to the fifth-lowest passer rating in the NFL (83.1), and Cincinnati yielded the second-fewest points per game (17.4).

In 2015, Livingston did on-field work with the defensive secondary, while working in defensive quality control and also as a special teams assistant. His defensive efforts helped the Bengals rank second in the NFL in fewest points allowed at 17.4 per game. Cincinnati also had 21 INTs (third in the NFL), and allowed the second-fewest TD passes in the league (18). Two Bengals DBs — S Reggie Nelson and CB Adam Jones — were selected to the Pro Bowl.

From 2012-14, Livingston worked as a Bengals scout, covering the southeast — primarily the ACC and SEC — and had a role in evaluating defensive backs from across the nation.

Livingston came to the Bengals from Vanderbilt University, where he served in 2011 as defensive quality control coach. He spent the 2010 season on the Furman University football staff, working primarily with the safeties.

A native of Hendersonville, N.C., Livingston was a two-time Athlete of the Year at Hendersonville High School. He played free safety at the College of William & Mary from 2007-09, contributing to one of the top defensive units in the NCAA's FCS ranks. He graduated from William & Mary with a degree in kinesiology.

Livingston and his wife, Tricia, have a son, Luke, and three daughters, Emma, Savannah and Lily.

Playing and coaching/scouting history: 2007-09—Played safety, William & Mary. **2010**—Assistant coach (AC), Furman. **2011**—AC, Vanderbilt. **2012-14**—Scout, Cincinnati Bengals. **2015-present**—AC, Bengals.

DAN PITCHER
QUARTERBACKS



Dan Pitcher is in his 12th season overall in the NFL and his eighth as an assistant coach with the Bengals. He again serves as quarterbacks coach in 2023.

In 2022, Pitcher helped QB Joe Burrow further establish himself as one of the NFL's elite signal callers. Burrow ranked second in the league in passing TDs (35), fifth in completions (414), fifth in passing yards (4475) and sixth in passer rating (100.8) en route to earning his first career Pro Bowl selection. His completions and passing TD totals also set single-season team records. Burrow surpassed numerous

career milestones during the regular season, including 1000 completions, 11,000 passing yards and 75 passing TDs. In each of those categories, he ranked in the top five in NFL history for fewest games played to reach the respective mark.

In 2021, Pitcher coached Burrow to a breakout season in which he led the NFL in completion percentage (70.4), and set team records for passing yards (4611) and passer rating. Burrow, who missed the final six games of his rookie campaign in 2020 due to a knee injury, was named the AP Comeback Player of the Year. With Pitcher's guidance, he steered the Bengals to an AFC North Division title before completing 68.3 percent of his passes for 1105 yards and five TDs in four postseason games as Cincinnati advanced to Super Bowl LVI.

In 2020, Pitcher helped transition Burrow, the No. 1 overall pick in the draft, to the pro level despite the absence of an in-person offseason program due to COVID-19. Prior to his season-ending knee injury in Game 10, Burrow had turned in one of the most productive starts to a career by a QB in NFL history, as his 264 completions were the most ever by a QB through their first 10 career games, while his 2688 passing yards were fifth.

Pitcher in 2020 helped three different Bengals starting QBs — Burrow, Brandon Allen and Ryan Finley — to wins, marking just the second time in team history that as many QBs have gotten into the win column (1984).

In 2019, Pitcher held the title of assistant quarterbacks coach, and was also charged with leading the team's game clock management efforts. He spent the 2018 season as an offensive assistant with a focus on QBs, after serving as offensive assistant with a focus on WRs in '16-17. In addition to working with regular starter QB Andy Dalton, Pitcher helped Finley and Jeff Driskel as they both saw their first NFL action and were thrust into the starting role.

In 2018, Pitcher guided Dalton to 21 passing TDs through 11 games before a thumb injury ended his season. The team then transitioned to Driskel, who tossed six TDs to just two INTs and posted an 82.2 rating, despite playing much of his time without several key offensive weapons.

In 2017, while working with the Bengals' receivers, Pitcher helped A.J. Green notch 1078 receiving yards and a Pro Bowl nod. In 2016, his first year in Cincinnati, Pitcher worked with rookie WR Tyler Boyd and veteran free agent acquisition Brandon LaFell, as the pair combined for 118 catches, 1465 yards and seven TDs.

Prior to joining the Bengals, Pitcher spent four seasons in player personnel roles with the Indianapolis Colts. He served as a pro scout from 2014-15, after working as a scouting assistant from '12-13.

With Pitcher on staff, the Colts compiled a 41-23 regular-season record (.641), with three playoff berths, including two AFC South championships. Pitcher was responsible for advance scouting reports on opponents, evaluation of free agents and monitoring rosters.

Pitcher began his post-playing career in 2012, coaching wide receivers at his alma mater, Cortland State, a part of New York's state university system. He spent 2009-11 as Cortland State's starting QB, and as a senior he was named a finalist for the prestigious Gagliardi Trophy, presented annually to the most outstanding Division III football player.

Pitcher was born in Cortland, N.Y. on Jan. 13, 1987. He graduated from Cortland State with a bachelor's degree in psychology in 2010, and he earned a master's in sports management in '11. He and wife Marissa have a son, Oliver.

Playing, scouting and coaching history: 2008-11—Played QB at SUNY Cortland. **2012**—Assistant coach (AC), Cortland State. **2012-13**—Scouting assistant, Indianapolis Colts. **2014-15**—Pro scout, Indianapolis Colts. **2016-present**—AC, Cincinnati Bengals.

FRANK POLLACK

OFFENSIVE LINE/RUN GAME COORDINATOR



Frank Pollack is in his 17th season as an NFL coach, and his fourth overall in Cincinnati. He returned to the Bengals staff as offensive line coach in 2021 — with the added distinction of run game coordinator — after previously serving in the same role in 2018.

In 2022, Pollack oversaw an offensive line that featured four offseason acquisitions — free agents Alex Cappa (RG), La'el Collins (ROT) and Ted Karras (C), and fourth-round draft pick Cordell Volson (LG). Along with veteran LOT Jonah Williams, the line boasted the same starting unit for 15 consecutive games and showed improvement as the season progressed. Cincinnati allowed 17 fewer sacks in the second half of the season (14) compared to the first eight games (31), and held each of its final eight opponents to two or fewer sacks. Injuries forced Pollack to insert three reserve linemen into starting roles in the postseason, but the unit stepped up in a Divisional Playoff win at Buffalo, blocking for an offense that totaled 412 net yards (172 rushing).

In 2021, the Bengals' offensive line used eight different starting lineups during the regular season, but still managed to pave the way for HB Joe Mixon's career-high 1205 rushing yards (third in NFL) and 13 rushing TDs (fourth). It also protected QB Joe Burrow, who set single-season team records for passing yards (4611) and passer rating (108.3).

Pollack spent the previous two seasons (2019-20) as offensive line coach with the N.Y. Jets. In 2020, he helped guide the team's first-round pick, Mekhi Becton, to numerous all-rookie honors. In 2019, injuries caused the Jets to use 11 different starting O-linemen (second-most in NFL), but Pollack steered the unit to marked improvement, as it allowed 22 fewer sacks in the second half of the season compared to the first.

During his previous stop with the Bengals in 2018, Pollack helped four new players transition into starting roles. The O-line opened holes for Mixon's 1168 rushing yards.

Pollack spent 2013-17 coaching the offensive line in Dallas, where he developed one of the most dominant units in the NFL. During his tenure, OT Tyron Smith, C Travis Frederick and G Zack Martin each earned Pro Bowl selections from '15-17. In 2016, Dallas' O-line was named the NFL's Offensive Line of the Year, after helping RB Ezekiel Elliott rush for a league-leading 1631 yards and protecting the NFL Offensive Rookie of the Year, QB Dak Prescott.

In 2015, Pollack guided Smith, Frederick and Martin to All-Pro honors, as the Cowboys ranked fifth in the NFL with 4.63 yards per carry.

Pollack served as Dallas' assistant offensive line coach in 2014, a season in which the Cowboys produced 4.63 yards per carry (third in NFL), with RB DeMarco Murray rushing for a franchise-record 1845 yards. In 2013, Pollack's first season in Dallas, the Cowboys ranked eighth in the NFL in yards per carry (4.48), while allowing the seventh-fewest sacks in the league (35).

Pollack spent the 2012 season as offensive line coach for the Oakland Raiders. From 2007-11, he served as assistant O-line coach with the Houston Texans, helping the team rank second in the league with 153 rushing yards per game in '11. In 2010, the Houston line blocked for All-Pro RB Arian Foster, who led the NFL in rushing yards (1616) and TDs (18).

Pollack began his coaching career at his alma mater, Northern Arizona, where he served as co-offensive line coach in 2005 and offensive line coach in '06.

A sixth-round draft pick by San Francisco in 1990, Pollack played two seasons ('90-91) with the 49ers, before joining Denver for two years ('92-93). He returned to San Francisco for the final five seasons of his playing career (1994-98), helping the 49ers win Super Bowl XXIX.

Pollack played offensive tackle and guard at Northern Arizona from 1985-89. He graduated with a degree in advertising from NAU in 1990, and in 2010 he was inducted into the school's Athletic Hall of Fame.

Pollack and his wife, Wendy, have three sons — Frankie, Carter and Wilson.

Playing and coaching history: 1985-89—Played offensive tackle/guard at Northern Arizona. **1990-97**—Played offensive tackle/guard for San Francisco 49ers. **2005-06**—Assistant coach (AC), Northern Arizona. **2007-11**—AC, Houston Texans. **2012**—AC, Oakland Raiders. **2013-17**—AC, Dallas Cowboys. **2018**—AC, Cincinnati Bengals. **2019-20**—AC, N.Y. Jets. **2021-present**—AC, Bengals.

DARRIN SIMMONS

ASSISTANT HEAD COACH/ SPECIAL TEAMS COORDINATOR



In his 21st season with the team, Darrin Simmons is the longest-tenured coach on the Bengals' staff. He has led the special teams for his entire Bengals career. He has held the title of special teams coordinator since 2013, and the title of assistant head coach since '20.

Simmons' work with the special teams has re-written the Bengals' record book. He most notably coached P Kevin Huber, who holds team records for games played (216), total punts (1011), punting yards (45,766), gross average (45.27), net average (40.34) and inside-20 punts (346). Snapping to Huber for a

majority of his time in Cincinnati was LS Clark Harris, who finished his own Bengals career in 2022 with zero unplayable long snaps in 1880 attempts.

In 2022, Simmons worked with a young special teams corps that featured rookie LS Cal Adomitis, first-year P Drue Chrisman and second-year K Evan McPherson. Adomitis took over long-snapping duties in Game 2, and had 146 attempts without an unplayable delivery. Chrisman assumed punting duties midway through the season and averaged 47.8 gross yards on 28 punts, with 13 downed inside the opponents' 20-yard line. McPherson continued his ascent as one of the league's top kickers, converting 24 of 29 FG attempts with a perfect five-for-five mark on attempts of 50-plus yards.

In 2021, Simmons guided McPherson to one of the top kicking seasons by a rookie in NFL history. McPherson went 28 of 33 on FG attempts, including nine from 50 or more yards — the most in an entire Bengals career, let alone a season. He was instrumental in the team's postseason run to Super Bowl LVI, going 20-for-20 on placekicks over four games (14 FGs, six PATs), with two game-winning FGs as time expired. No kicker in league history had previously been perfect on more than 11 FGs in a single postseason. Simmons in 2020 helped Huber enjoy one of his top statistical seasons, as the veteran posted career highs in both gross (47.2) and net (42.8) average.

Simmons' special teams units have also excelled in the return game. He has coached three of the Bengals' top four leaders in career punt return average and four of the team's top six leaders in career kickoff return average. In 2019, S Brandon Wilson led the NFL with a 31.3-yard KOR average.

The 2019 season also saw Cincinnati rank third in the NFL in average starting field position (26.4-yard line), and fourth in opponents' average starting field position (23.9). In 2018, the Bengals were fifth in kickoff return average (24.9 yards) and ninth in punt coverage (7.2 yards/return).

In 2017, Harris earned his first career Pro Bowl nod, after recording 143 snaps without an unplayable delivery. In 2016, Simmons guided Alex Erickson, a college free agent, to an AFC-leading 27.9 yards per kick return.

In 2015, Simmons helped HB Cedric Peerman make the Pro Bowl as a kick coverage and return-unit performer, as his 17 ST tackles tied for the highest by a Bengal since '08.

Simmons helped guide Huber to the Pro Bowl in 2014 after he posted then-franchise records for gross average (46.8) and net average (42.1). Also in '14, Simmons helped CB Adam Jones lead the NFL in kickoff return average with a team-record mark of 31.26.

Simmons entered the NFL in 1998 with the Baltimore Ravens, serving as assistant special teams coach and assistant strength and conditioning coach. He then joined the Carolina Panthers, where he served in the same role from 1999-2002, before joining the Bengals in '03.

Simmons began his coaching career as a graduate assistant at the University of Kansas in 1996. He had punted for Kansas from 1993-95, earning All-Big Eight honors in '95. He also was an Academic All-American in 1995, and earned a sports management degree from Kansas in '96.


Prior to Kansas, Simmons was a punter and QB at Dodge City (Kan.) Community College, where in 1992 he led the nation's junior colleges in punting and was a first-team JUCO All-American.

Born April 9, 1973, in Elkhart, Kan., Simmons graduated from Elkhart High School. He and his wife, Rhonda, have a daughter and two sons.

Playing and coaching history: 1991-92—Played quarterback and punter, Dodge City (Kan.) Community College. **1993-95**—Played punter, University of Kansas. **1996**—Graduate assistant coach, Kansas. **1997**—Assistant coach (AC), University of Minnesota. **1998**—AC, Baltimore Ravens. **1999-2002**—AC, Carolina Panthers. **2003-12**—AC, Cincinnati Bengals. **2013-19**—Special teams coordinator, Bengals. **2020-present**—Assistant head coach/special teams coordinator, Bengals.

GARRETT SWANSON

ASSISTANT STRENGTH AND CONDITIONING



Garrett Swanson is in his fifth season with the Bengals in 2023, and again serves as assistant strength and conditioning coach.

Since arriving in Cincinnati in 2019, Swanson and the strength and conditioning staff have led the physical development of an influx of new and young Bengals players. In 2022, he assisted in QB Joe Burrow's return to form after he underwent an emergency surgery to remove his appendix on the first day of training camp. Burrow was back on the field three weeks later, and went on to set single-season team records for completions (414) and passing TDs (35). Swanson additionally helped several notable starters return from injury, including WR Ja'Marr Chase (hip) and DT DJ Reader (knee).

In 2021, Swanson worked with multiple key players who returned from injuries to help lead the team to an AFC North Division title and a berth in Super Bowl LVI. Highlighting that crop was Burrow, who was named the AP NFL Comeback Player of the Year after missing the final six weeks of his rookie season with a knee injury. Burrow set single-season franchise records in passing yardage (4611) and passer rating (108.3). TE C.J. Uzomah, coming back from an Achilles injury suffered in Week 2 of the 2020 campaign, recorded career highs in receptions (49), receiving yards (493) and TDs (five).

The strength and conditioning staff's efforts during Swanson's time in Cincinnati were particularly evident in 2020, when the COVID-19 pandemic prohibited training at the team facility during the offseason. The staff adjusted and helped onboard a wave of new additions, including the team's seven-player draft class that went on to play 96 combined games as rookies.

In 2019, Swanson and the strength and conditioning staff helped Cincinnati to a late-season surge, with vast improvements on both offense and defense in the second half of the year. Offensively, the Bengals averaged 70.6 more rushing yards per game in the second half of the season (130.1) compared to the first (59.5), while allowing 10 fewer sacks. Defensively, Cincinnati totaled 11 more sacks the second half of the year, and gave up 84.1 fewer yards per game.

Swanson came to Cincinnati from the University of Illinois, where from 2017-18 he served as assistant strength coach under current Bengals strength and conditioning coach Joey Boese. During his tenure, Swanson helped the Illini develop a powerful rushing offense, which in 2018 ranked second in the Big Ten in rushing yards per game (244.2).

As a player, Swanson spent four seasons (2012-15) as a punter at Fresno State University. He finished his career with 201 punts for 8411 yards (41.8 average) and 58 downed inside the opponents' 20-yard line. He additionally served as the Bulldogs' kickoff specialist and holder on placekicks. He also was a four-time Mountain West All-Academic team selection.

Swanson played all four seasons at Fresno State alongside fellow Bengals assistant strength and conditioning coach Todd Hunt, who lined up at defensive end. All four of his seasons also came under the tutelage of Boese, who was the team's head strength and conditioning coach at the time. Swanson, Hunt and Boese helped the Bulldogs to back-to-back conference titles in 2012 and '13, a first for the program since 1992-93.

In 2016, Swanson signed as a college free agent with the Arizona Cardinals. He played in three preseason games for Arizona and punted six times for 254 yards (42.3), with two inside-20s, before being released.

Swanson was born June 24, 1994, in Riverside, Calif. He attended Martin Luther King High School in Riverside, where he was a team captain and all-state performer as a punter, and was named team MVP as a senior. He also handled his team's placekicking duties, and converted a league-record 60-yard FG.

Swanson graduated from Fresno State with a degree in kinesiology-exercise science, and he also holds a master's degree in kinesiology from California Baptist University. He is certified as a strength and conditioning specialist by NSCA.

Playing and coaching history: 2012-15—Played punter, Fresno State. **2017-18**—Assistant coach (AC), University of Illinois. **2019-present**—AC, Cincinnati Bengals.

TROY WALTERS

WIDE RECEIVERS



Troy Walters is in his fourth season with the Bengals and third as wide receivers coach, after joining the staff as assistant WRs coach in 2020.

In 2022, Walters once again oversaw a dynamic receiving corps featuring Tyler Boyd, Ja'Marr Chase and Tee Higgins. Each player missed action due to injury but still managed to record at least 700 receiving yards, making the Bengals one of two NFL teams with three WRs to reach that mark. Chase led Cincinnati in receptions (87), receiving yards (1046) and receiving TDs (nine) to earn his second Pro Bowl selection, while Higgins (1029) eclipsed the 1000-yard plateau for a second straight season.

In 2021, Boyd, Chase and Higgins combined for 3374 receiving yards, the most by any trio in the NFL. Chase, the team's first-round draft pick, posted the most receiving yards by a rookie in the Super Bowl era (1455) en route to being named AP Offensive Rookie of the Year. Higgins added 1091 yards on 74 catches, while Boyd notched 67 grabs for 828 yards. Chase went on to record 368 receiving yards in the Bengals' run to Super Bowl LVI, setting both a team postseason record and an NFL rookie postseason record.

Serving as assistant WRs coach for the Bengals in 2020, Walters helped guide Higgins to 67 catches for 908 yards and six TDs in his rookie campaign.

Prior to the Bengals, Walters spent two seasons (2018-19) as offensive coordinator at the University of Nebraska. The 2018 Cornhuskers averaged 456.2 yards per game, second-most in the Big Ten and 71.2 yards more than the '17 team (385.0).

Walters served as offensive coordinator at the University of Central Florida from 2016-17. He inherited the FBS' 127th-ranked offense and 125th-ranked scoring offense from 2015, but by '17 had the Knights ranked fifth in yards per game (530.5) and first in scoring (48.2). In 2017, he helped guide UCF to a 13-0 record and was named a finalist for the Broyles Award, given annually to the nation's top assistant coach.

Walters spent 2013-15 as receivers coach and recruiting coordinator at the University of Colorado, where he tutored the program's top three single-season receptions leaders and top-two receiving yardage leaders. One of his protégés, Nelson Spruce, left Colorado with 41 school records, and another, future NFL second-round pick Paul Richardson, became the first CU receiver in two nearly two decades to earn all-conference honors.

Serving as WRs coach at North Carolina State in 2012, Walters helped the Wolfpack rank 18th nationally in receiving yards per game. He coached wide receivers at Texas A&M from 2010-11, working alongside current Bengals head coach Zac Taylor, who at the time was the Aggies' tight ends coach. While at A&M, Walters helped Aggies WR Ryan Swope set school records for catches (89) and receiving yards (1207).

Walters broke into coaching at Indiana State University in 2009, where he served as offensive coordinator while also coaching quarterbacks and receivers.


A four-year standout as a wide receiver at Stanford University (1996-99), Walters ended his collegiate career as the Pac-12 conference's all-time leader in receiving yards (4047). He set Stanford career records for receptions (244) and 100-yard receiving games (19), as well as single-season records for catches (86 in 1997) and receiving yards (1456 in '99), and a single-game record for receiving yards (278 vs. UCLA in '99). In 1999, he won the Biletnikoff Award, given annually to the nation's top receiver.

Following Stanford, Walters was selected in the fifth round of the 2000 NFL Draft by the Minnesota Vikings. He went on to also play for the Colts, Cardinals and Lions, and over eight NFL seasons totaled 98 catches for 1135 yards and nine TDs, as well as more than 3800 return yards.

Born Dec. 15, 1976, in Bloomington, Ind., Walters attended Consolidated High School in College Station, Texas. He holds two degrees from Stanford — a bachelor's in communications (1999) and a masters in sociology (2000). He and his wife, Josephine, have two sons, Tate and Wynn, and two daughters, Faith and Landri.

Playing and coaching history: 1995-99—Played wide receiver at Stanford. **2000-01**—Played wide receiver with Minnesota Vikings. **2002-05**—Played wide receiver with Indianapolis Colts. **2006**—Played wide receiver with Arizona Cardinals. **2007**—Played wide receiver with Detroit Lions. **2009**—Assistant coach (AC), Indiana State. **2010-11**—AC, Texas A&M. **2012**—AC, North Carolina State. **2013-15**—AC, Colorado. **2016-17**—Offensive coordinator, Central Florida. **2018-19**—Offensive coordinator, Nebraska. **2020-present**—AC, Cincinnati Bengals.

**DEFENSIVE END
TREY HENDRICKSON**



REED HOFFMANN / AP

PLAYERS

ALPHABETICAL ROSTER

JULY 23, 2023

NO.	NAME	POS.	HT.	WT.	BORN	EXP.	COLLEGE	HOMETOWN	HOW ACQ.
77	Adeniji, Hakeem.....	OT	6-4	315	12-8-97	4	Kansas	Garland, Texas.....	D6'20
48	Adomitis, Cal.....	LS	6-2	238	7-9-98	2	Pittsburgh	Pittsburgh, Pa.....	CFA'22
26	Anderson, Tycen.....	S	6-2	209	6-13-99	2	Toledo	Toledo, Ohio.....	D5'22
86	Asiasi, Devin.....	TE	6-3	260	8-14-97	4	UCLA	Shoreview, Calif.....	W(N.E.)'22
22	Awuzie, Chidobe.....	CB	6-0	202	5-24-95	7	Colorado	San Jose, Calif.....	UFA(Dall.)'21
49	Bachle, Joe.....	LB	6-2	235	2-26-98	4	Michigan State	Brook Park, Ohio.....	W(Phil.)'21
51	Bailey, Markus.....	LB	6-0	235	3-7-97	4	Purdue	Columbus, Ohio.....	D7'20
52	Basham, Tarell.....	DE	6-4	266	3-18-94	7	Ohio	Rocky Mount, Va.....	UFA(Tenn.)'23
27	Battle, Jordan.....	S	6-1	210	12-14-00	R	Alabama	Fort Lauderdale, Fla.....	D3'23
82	Bowers, Nick.....	TE	6-4	260	5-26-96	2	Penn State	Kittanning, Pa.....	FA'22
83	Boyd, Tyler.....	WR	6-2	203	11-15-94	8	Pittsburgh	Clairton, Pa.....	D2'16
40	Brooks, Larry.....	S	6-0	204	9-30-00	R	Tulane	Fort Worth, Texas.....	CFA'23
62	Brown, Ben.....	C	6-5	312	5-19-98	2	Mississippi	Vicksburg, Miss.....	CFA'22
30	Brown, Chase.....	HB	5-10	211	3-21-00	R	Illinois	London, Ontario (Canada).....	D5'23
75	Brown, Orlando, Jr.....	OT	6-8	345	5-2-96	6	Oklahoma	Baltimore, Md.....	UFA(K.C.)'23
6	Browning, Jake.....	QB	6-2	209	4-11-96	1	Washington	Folsom, Calif.....	FA'21
9	Burrow, Joe.....	QB	6-4	215	12-10-96	4	Louisiana State	Athens, Ohio.....	D1'20
65	Cappa, Alex.....	G	6-6	310	1-27-95	6	Humboldt State	Dublin, Calif.....	UFA(T.B.)'22
79	Carman, Jackson.....	G/OT	6-5	322	1-22-00	3	Clemson	Fairfield, Ohio.....	D2'21
90	Carney, Owen.....	DE	6-2	252	2-8-99	1	Illinois	Miami, Fla.....	FA'22
88	Carter, Malachi.....	WR	6-2	191	3-15-00	R	Georgia Tech	Lawrenceville, Ga.....	CFA'23
95	Carter, Zach.....	DT	6-4	290	4-7-99	2	Florida	Tampa, Fla.....	D3'22
1	Chase, Ja'Marr.....	WR	6-0	201	3-1-00	3	Louisiana State	New Orleans, La.....	D1'21
4	Chrisman, Dru.....	P	6-3	211	6-30-97	2	Ohio State	Lawrenceburg, Ind.....	FA'21
76	Cochran, Devin.....	OT	6-7	310	7-17-98	1	Georgia Tech	Athens, Ga.....	CFA'22
71	Collins, La'el.....	OT	6-4	314	7-26-93	9	Louisiana State	Baton Rouge, La.....	FA'22
37	Corker, Yusuf.....	S	6-0	197	12-26-98	1	Kentucky	McDonough, Ga.....	FA'22
72	Davis, Dominique.....	DT	6-2	326	2-28-96	1	North Carolina at Pembroke	Laurinburg, N.C.....	FA'22
35	Davis, Jalen.....	CB	5-10	190	2-2-96	4	Utah State	La Mesa, Calif.....	FA'20
59	Davis-Gaither, Akeem.....	LB	6-2	228	9-21-97	4	Appalachian State	Thomasville, N.C.....	D4'20
25	Evans, Chris.....	HB	5-11	215	10-5-97	3	Michigan	Indianapolis, Ind.....	D6b'21
61	Ford, Cody.....	OT	6-3	329	12-28-96	5	Oklahoma	Pineville, La.....	UFA(Ariz.)'23
42	George, Allan.....	CB	5-11	191	7-16-99	1	Vanderbilt	Andalusia, Ala.....	CFA'22
66	Gilliam, Nate.....	G	6-5	300	7-6-97	1	Wake Forest	Knoxville, Tenn.....	FA'22
93	Gunter, Jeff.....	DE	6-4	263	6-1-99	2	Coastal Carolina	Durham, N.C.....	D7'22
91	Hendrickson, Trey.....	DE	6-4	270	12-5-94	7	Florida Atlantic	Apopka, Fla.....	UFA(N.O.)'21
50	Heyward, Shaka.....	LB	6-3	238	4-19-00	R	Duke	Dacula, Ga.....	CFA'23
5	Higgins, Tee.....	WR	6-4	219	1-18-99	4	Clemson	Oak Ridge, Tenn.....	D2'20
92	Hill, B.J.....	DT	6-3	311	4-20-95	6	North Carolina State	Oakboro, N.C.....	T(NYG)'21
23	Hill, Dax.....	S	6-0	191	9-29-00	2	Michigan	Tulsa, Okla.....	D1'22
63	Hill, Trey.....	C	6-4	335	1-23-00	3	Georgia	Warner Robins, Ga.....	D6a'21
21	Hilton, Mike.....	CB	5-9	184	3-9-94	7	Mississippi	Fayetteville, Ga.....	UFA(Pitt.)'21
14	Hippenhammer, Mac.....	WR	5-11	177	11-5-98	R	Miami (Ohio)	Fort Wayne, Ind.....	CFA'23
94	Hubbard, Sam.....	DE	6-5	265	6-29-95	6	Ohio State	Cincinnati, Ohio.....	D3a'18
87	Hudson, Tanner.....	TE	6-5	239	11-12-94	4	Southern Arkansas	Camden, Tenn.....	FA'22
80	Iosivas, Andrei.....	WR	6-3	205	10-15-99	R	Princeton	Honolulu, Hawaii.....	D6a'23
16	Irwin, Trenton.....	WR	6-2	200	12-10-95	4	Stanford	Valencia, Calif.....	FA'19
38	Ivey, DJ.....	CB	6-1	192	2-25-00	R	Miami (Fla.)	Florida City, Fla.....	D7'23
12	Jackson, Shedrick.....	WR	6-1	195	10-20-99	R	Auburn	Hoover, Ala.....	CFA'23
56	Johnson, Raymond, III.....	DE	6-3	264	12-2-97	2	Georgia Southern	Sumter, S.C.....	FA'22
15	Jones, Charlie.....	WR	6-0	183	10-29-98	R	Purdue	Deerfield, Ill.....	D4'23
47	Jones, Keandre.....	LB	6-3	220	9-24-97	2	Maryland	Montgomery Village, Md.....	FA'20
24	Jones, Sidney, IV.....	CB	6-0	181	5-21-96	6	Washington	West Covina, Calif.....	UFA(L.V.)'23
64	Karras, Ted.....	C	6-4	310	3-15-93	8	Illinois	Indianapolis, Ind.....	UFA(N.E.)'22
60	Kirkland, Jaxson.....	G	6-7	328	7-30-98	R	Washington	Portland, Ore.....	CFA'23
18	Lassiter, Kwamie, II.....	WR	5-11	185	1-21-98	1	Kansas	Chandler, Ariz.....	CFA'22
69	Maxwell, Devonsha.....	DT	6-2	297	5-5-99	R	Tennessee-Chattanooga	Valdosta, Ga.....	CFA'23
2	McPherson, Evan.....	K	5-11	185	7-21-99	3	Florida	Fort Payne, Ala.....	D5'21
28	Mixon, Joe.....	HB	6-1	220	7-24-96	7	Oklahoma	Oakley, Calif.....	D2'17
44	Moody, Jaylen.....	LB	6-0	222	11-6-98	R	Alabama	Conway, S.C.....	CFA'23
17	Morgan, Stanley.....	WR	6-0	205	9-7-96	5	Nebraska	New Orleans, La.....	CFA'19
99	Murphy, Myles.....	DE	6-5	270	1-3-02	R	Clemson	Marietta, Ga.....	D1'23
45	Murray, Tyler.....	LB	6-1	226	2-15-99	R	Memphis	Jacksonville, Fla.....	CFA'23
58	Ossai, Joseph.....	DE	6-4	263	4-12-00	3	Texas	Ketu Ijanikin, Lagos (Nigeria).....	D3'21
53	Pesefea, Tautala, Jr.....	DT	6-3	314	6-25-00	R	Arizona State	Sacramento, Calif.....	CFA'23
57	Praitt, Germaine.....	LB	6-3	250	5-21-96	5	North Carolina State	High Point, N.C.....	D3'19
98	Reader, DJ.....	DT	6-3	335	7-1-94	8	Clemson	Greensboro, N.C.....	UFA(Hou.)'20
10	Robbins, Brad.....	P	6-1	205	10-6-98	R	Michigan	Westerville, Ohio.....	D6b'23
96	Sample, Cam.....	DE	6-3	272	9-20-99	3	Tulane	Snellville, Ga.....	D4a'21
89	Sample, Drew.....	TE	6-5	255	4-16-96	5	Washington	Bellevue, Wash.....	D2'19
34	Saylor, Jacob.....	HB	5-10	199	3-8-00	R	East Tennessee State	Jasper, Tenn.....	CFA'23
74	Scharping, Max.....	G	6-6	325	8-10-96	5	Northern Illinois	Green Bay, Wis.....	W(Hou.)'22
33	Scott, Nick.....	S	5-11	200	5-17-95	5	Penn State	Fairfax, Va.....	UFA(LARams)'23
19	Siemian, Trevor.....	QB	6-3	220	12-26-91	9	Northwestern	Orlando, Fla.....	FA'23
70	Smith, D'Ante.....	OT	6-5	309	6-9-98	3	East Carolina	Augusta, Ga.....	D4c'21
81	Smith, Irv, Jr.....	TE	6-2	240	8-9-98	5	Alabama	New Orleans, La.....	UFA(Minn.)'23
11	Taylor, Trent.....	WR	5-8	181	4-30-94	6	Louisiana Tech	Shreveport, La.....	FA'21
29	Taylor-Britt, Cam.....	CB	5-11	202	10-15-99	2	Nebraska	Montgomery, Ala.....	D2'22
39	Tell, Marvell, III.....	CB	6-2	198	8-2-96	2	Southern California	Pasadena, Calif.....	FA'22
31	Thomas, Michael J.....	S	5-11	192	3-17-90	10	Stanford	Houston, Texas.....	FA'21
85	Trahan, Christian.....	TE	6-2	256	10-22-98	R	Houston	Sulphur, La.....	CFA'23
97	Tufele, Jay.....	DT	6-3	305	7-25-99	3	Southern California	Salt Lake City, Utah.....	W(Jax.)'22
68	Tupou, Josh.....	DT	6-3	340	5-2-94	6	Colorado	Long Beach, Calif.....	CFA'17
20	Turner, DJ, II.....	CB	5-11	180	11-9-00	R	Michigan	Suwanee, Ga.....	D2'23
36	Tyler, Calvin, Jr.....	HB	5-8	208	9-23-98	R	Utah State	Beaumont, Texas.....	CFA'23
67	Volson, Cordell.....	G	6-6	315	7-20-98	2	North Dakota State	Balfour, N.D.....	D4'22
73	Williams, Jonah.....	OT	6-5	312	11-17-97	5	Alabama	Folsom, Calif.....	D1'19
32	Williams, Trayveon.....	HB	5-8	206	10-18-97	5	Texas A&M	Houston, Texas.....	D6a'19
55	Wilson, Logan.....	LB	6-2	245	7-8-96	4	Wyoming	Casper, Wyo.....	D3'20

COACHING STAFF: HEAD COACH: Zac Taylor. **ASSISTANT COACHES:** Lou Anarumo (defensive coordinator), Colt Anderson (assistant special teams), James Bettcher (linebackers), Joey Boese (strength and conditioning), Charles Burks (secondary/cornerbacks), Brian Callahan (offensive coordinator), James Casey (tight ends), Louie Cioffi (defensive quality control), Mark Duffner (senior defensive assistant), Derek Frazier (assistant offensive line), Justin Hill (running backs), Marion Hobby (defensive line), Todd Hunt (assistant strength and conditioning), Fredi Knighten (offensive assistant), Jordan Kovacs (assistant linebackers), Brad Kragthorpe (assistant quarterbacks), Robert Livingston (secondary/safeties), Don Pitcher (quarterbacks), Frank Pollack (offensive line/run game coordinator), Darrin Simmons (assistant head coach/special teams coordinator), Garrett Swanson (assistant strength and conditioning), Troy Walters (wide receivers). **STAFF:** Doug Rosfeld (chief of coaching staff).

NUMERICAL ROSTER

JULY 23, 2023

NO.	NAME	POS.	HT.	WT.	BORN	EXP.	COLLEGE	HOMETOWN	HOW ACQ.
1	Ja'Marr Chase	WR	6-0	201	3-1-00	3	Louisiana State	New Orleans, La	D1'21
2	Evan McPherson	K	5-11	185	7-21-99	3	Florida	Fort Payne, Ala.	D5'21
4	Drue Chrisman	P	6-3	211	6-30-97	2	Ohio State	Lawrenceburg, Ind.	FA'21
5	Tee Higgins	WR	6-4	219	1-18-99	4	Clemson	Oak Ridge, Tenn.	D2'20
6	Jake Browning	QB	6-2	209	4-11-96	1	Washington	Folsom, Calif.	FA'21
9	Joe Burrow	QB	6-4	215	12-10-96	4	Louisiana State	Athens, Ohio	D1'20
10	Brad Robbins	P	6-1	205	10-6-98	R	Michigan	Westerville, Ohio	D6b'23
11	Trent Taylor	WR	5-8	181	4-30-94	6	Louisiana Tech	Shreveport, La.	FA'21
12	Shedrick Jackson	WR	6-1	195	10-20-99	R	Auburn	Hoover, Ala.	CFA'23
14	Mac Hippenhammer	WR	5-11	177	11-5-98	R	Miami (Ohio)	Fort Wayne, Ind.	CFA'23
15	Charlie Jones	WR	6-0	183	10-29-98	R	Purdue	Deerfield, Ill.	D4'23
16	Trenton Irwin	WR	6-2	200	12-10-95	4	Stanford	Valencia, Calif.	FA'19
17	Stanley Morgan	WR	6-0	205	9-7-96	5	Nebraska	New Orleans, La.	CFA'19
18	Kwamie Lassiter II	WR	5-11	185	1-21-98	1	Kansas	Chandler, Ariz.	CFA'22
19	Trevor Siemian	QB	6-3	220	12-26-91	9	Northwestern	Orlando, Fla.	FA'23
20	DJ Turner II	CB	5-11	180	11-9-00	R	Michigan	Suwanee, Ga.	D2'23
21	Mike Hilton	CB	5-9	184	3-9-94	7	Mississippi	Fayetteville, Ga.	UFA(Pitt.)'21
22	Chidobe Awuzie	CB	6-0	202	5-24-95	7	Colorado	San Jose, Calif.	UFA(Dall.)'21
23	Dax Hill	S	6-0	191	9-29-00	2	Michigan	Tulsa, Okla.	D1'22
24	Sidney Jones IV	CB	6-0	181	5-21-96	6	Washington	West Covina, Calif.	UFA(L.V.)'23
25	Chris Evans	HB	5-11	215	10-5-97	3	Michigan	Indianapolis, Ind.	D6b'21
26	Tycen Anderson	S	6-2	209	6-13-99	2	Toledo	Toledo, Ohio	D5'22
27	Jordan Battle	S	6-1	210	12-14-00	R	Alabama	Fort Lauderdale, Fla.	D3'23
28	Joe Mixon	HB	6-1	220	7-24-96	7	Oklahoma	Oakley, Calif.	D2'17
29	Cam Taylor-Britt	CB	5-11	202	10-15-99	2	Nebraska	Montgomery, Ala.	D2'22
30	Chase Brown	HB	5-10	211	3-21-00	R	Illinois	London, Ontario (Canada)	D5'23
31	Michael J. Thomas	S	5-11	192	3-17-90	10	Stanford	Houston, Texas	FA'21
32	Trayveon Williams	HB	5-8	206	10-18-97	5	Texas A&M	Houston, Texas	D6a'19
33	Nick Scott	S	5-11	200	5-17-95	5	Penn State	Fairfax, Va.	UFA(LARams)'23
34	Jacob Saylor	HB	5-10	199	3-8-00	R	East Tennessee State	Jasper, Tenn.	CFA'23
35	Jalen Davis	CB	5-10	190	2-2-96	4	Utah State	La Mesa, Calif.	FA'20
36	Calvin Tyler Jr.	HB	5-8	208	9-23-98	R	Utah State	Beaumont, Texas	CFA'23
37	Yusuf Corker	S	6-0	197	12-26-98	1	Kentucky	McDonough, Ga.	FA'22
38	DJ Ivey	CB	6-1	192	2-25-00	R	Miami (Fla.)	Florida City, Fla.	D7'23
39	Marvell Tell III	CB	6-2	198	8-2-96	2	Southern California	Pasadena, Calif.	FA'22
40	Larry Brooks	S	6-0	204	9-30-00	R	Tulane	Fort Worth, Texas	CFA'23
42	Allan George	CB	5-11	191	7-16-99	1	Vanderbilt	Andalusia, Ala.	CFA'22
44	Jaylen Moody	LB	6-0	222	11-6-98	R	Alabama	Conway, S.C.	CFA'23
45	Tyler Murray	LB	6-1	226	2-15-99	R	Memphis	Jacksonville, Fla.	CFA'23
47	Keandre Jones	LB	6-3	220	9-24-97	2	Maryland	Montgomery Village, Md.	FA'20
48	Cal Adomitis	LS	6-2	238	7-9-98	2	Pittsburgh	Pittsburgh, Pa.	CFA'22
49	Joe Bachie	LB	6-2	235	2-26-98	4	Michigan State	Brook Park, Ohio	W(Phil.)'21
50	Shaka Heyward	LB	6-3	238	4-19-00	R	Duke	Dacula, Ga.	CFA'23
51	Markus Bailey	LB	6-0	235	3-7-97	4	Purdue	Columbus, Ohio	D7'20
52	Tarell Basham	DE	6-4	266	3-18-94	7	Ohio	Rocky Mount, Va.	UFA(Tenn.)'23
53	Tautala Pese'fe'a Jr.	DT	6-3	314	6-25-00	R	Arizona State	Sacramento, Calif.	CFA'23
55	Logan Wilson	LB	6-2	245	7-8-96	4	Wyoming	Casper, Wyo.	D3'20
56	Raymond Johnson III	DE	6-3	264	12-2-97	2	Georgia Southern	Sumter, S.C.	FA'22
57	Germaine Pratt	LB	6-3	250	5-21-96	5	North Carolina State	High Point, N.C.	D3'19
58	Joseph Ossai	DE	6-4	263	4-12-00	3	Texas	Ketu Ijanikin, Lagos (Nigeria)	D3'21
59	Akeem Davis-Gaither	LB	6-2	228	9-21-97	4	Appalachian State	Thomasville, N.C.	D4'20
60	Jaxson Kirkland	G	6-7	328	7-30-98	R	Washington	Portland, Ore.	CFA'23
61	Cody Ford	OT	6-3	329	12-28-96	5	Oklahoma	Pineville, La.	UFA(Ariz.)'23
62	Ben Brown	C	6-5	312	5-19-98	2	Mississippi	Vicksburg, Miss.	CFA'22
63	Trey Hill	C	6-4	335	1-23-00	3	Georgia	Warner Robins, Ga.	D6a'21
64	Ted Karras	C	6-4	310	3-15-93	8	Illinois	Indianapolis, Ind.	UFA(N.E.)'22
65	Alex Cappa	G	6-6	310	1-27-95	6	Humboldt State	Dublin, Calif.	UFA(T.B.)'22
66	Nate Gilliam	G	6-5	300	7-6-97	1	Wake Forest	Knoxville, Tenn.	FA'22
67	Cordell Volson	G	6-6	315	7-20-98	2	North Dakota State	Balfour, N.D.	D4'22
68	Josh Tupou	DT	6-3	340	5-2-94	6	Colorado	Long Beach, Calif.	CFA'17
69	Devonnsha Maxwell	DT	6-2	297	5-5-99	R	Tennessee-Chattanooga	Valdosta, Ga.	CFA'23
70	D'Ante Smith	OT	6-5	309	6-9-98	3	East Carolina	Augusta, Ga.	D4c'21
71	La'el Collins	OT	6-4	314	7-26-93	9	Louisiana State	Baton Rouge, La.	FA'22
72	Domenique Davis	DT	6-2	326	2-28-96	1	North Carolina at Pembroke	Laurinburg, N.C.	FA'22
73	Jonah Williams	OT	6-5	312	11-17-97	5	Alabama	Folsom, Calif.	D1'19
74	Max Scharping	G	6-6	325	8-10-96	5	Northern Illinois	Green Bay, Wis.	W(Hou.)'22
75	Orlando Brown Jr.	OT	6-8	345	5-2-96	6	Oklahoma	Baltimore, Md.	UFA(K.C.)'23
76	Devin Cochran	OT	6-7	310	7-17-98	1	Georgia Tech	Athens, Ga.	CFA'22
77	Hakeem Adeniji	OT	6-4	315	12-8-97	4	Kansas	Garland, Texas	D6'20
79	Jackson Carman	G/OT	6-5	322	1-22-00	3	Clemson	Fairfield, Ohio	D2'21
80	Andrei Iosivas	WR	6-3	205	10-15-99	R	Princeton	Honolulu, Hawaii	D6a'23
81	Irv Smith Jr.	TE	6-2	240	8-9-98	5	Alabama	New Orleans, La.	UFA(Minn.)'23
82	Nick Bowers	TE	6-4	260	5-26-96	2	Penn State	Kittanning, Pa.	FA'22
83	Tyler Boyd	WR	6-2	203	11-15-94	8	Pittsburgh	Clairton, Pa.	D2'16
85	Christian Trahan	TE	6-2	256	10-22-98	R	Houston	Sulphur, La.	CFA'23
86	Devin Asiasi	TE	6-3	260	8-14-97	4	UCLA	Shoreview, Calif.	W(N.E.)'22
87	Tanner Hudson	TE	6-5	239	11-12-94	4	Southern Arkansas	Camden, Tenn.	FA'22
88	Malachi Carter	WR	6-2	191	3-15-00	R	Georgia Tech	Lawrenceville, Ga.	CFA'23
89	Drew Sample	TE	6-5	255	4-16-96	5	Washington	Bellevue, Wash.	D2'19
90	Owen Carney	DE	6-2	252	2-8-99	1	Illinois	Miami, Fla.	FA'22
91	Trey Hendrickson	DE	6-4	270	12-5-94	7	Florida Atlantic	Apopka, Fla.	UFA(N.O.)'21
92	B.J. Hill	DT	6-3	311	4-20-95	6	North Carolina State	Oakboro, N.C.	T(NYG)'21
93	Jeff Gunter	DE	6-4	263	6-1-99	2	Coastal Carolina	Durham, N.C.	D7'22
94	Sam Hubbard	DE	6-5	265	6-29-95	6	Ohio State	Cincinnati, Ohio	D3a'18
95	Zach Carter	DT	6-4	290	4-7-99	2	Florida	Tampa, Fla.	D3'22
96	Cam Sample	DE	6-3	272	9-20-99	3	Tulane	Snellville, Ga.	D4a'21
97	Jay Tufele	DT	6-3	305	7-25-99	3	Southern California	Salt Lake City, Utah	W(Jax.)'22
98	DJ Reader	DT	6-3	335	7-1-94	8	Clemson	Greensboro, N.C.	UFA(Hou.)'20
99	Myles Murphy	DE	6-5	270	1-3-02	R	Clemson	Marietta, Ga.	D1'23

COACHING STAFF: HEAD COACH: Zac Taylor. **ASSISTANT COACHES:** Lou Anarumo (defensive coordinator), Colt Anderson (assistant special teams), James Bettcher (linebackers), Joey Boese (strength and conditioning), Charles Burks (secondary/cornerbacks), Brian Callahan (offensive coordinator), James Casey (tight ends), Louie Cioffi (defensive quality control), Mark Duffner (senior defensive assistant), Derek Frazier (assistant offensive line), Justin Hill (running backs), Marion Hobby (defensive line), Todd Hunt (assistant strength and conditioning), Fredi Knighten (offensive assistant), Jordan Kovacs (assistant linebackers), Brad Kragthorpe (assistant quarterbacks), Robert Livingston (secondary/safeties), Dan Pitcher (quarterbacks), Frank Pollack (offensive line/run game coordinator), Darrin Simmons (assistant head coach/special teams coordinator), Garrett Swanson (assistant strength and conditioning), Troy Walters (wide receivers). **STAFF:** Doug Rosfeld (chief of coaching staff).

PRONUNCIATION GUIDE

JULY 23, 2023

Hakeem Adeniji	hah-KEEM uh-DENN-ih-gee	Nate Gilliam	GILL-um
Cal Adomitis	AA-dumm-EYE-tiss	Andrei Iosivas	AHN-dray YO-see-vahsh
Lou Anarumo (Defensive Coordinator).....	ann-ah-ROO-mo	Keandre Jones	kee-AHN-dray
Tycen Anderson	TIE-senn	Kwamie Lassiter II	KWAH-me LASS-ih-ter
Devin Asiasi	AH-see-AH-see	Evan McPherson	mick-FEAR-son
Chidobe Awuzie	CHIH-doe-bay ah-WOOZ-yay	Joseph Ossai	o-SIGH
Joe Bachie	BAH-chee	Tautala Pesefea Jr.	tow(rhymes w/ "how")-TAH-lah peh-seh-FAY-uh
Tarell Basham	tuh-RELL BASH-um	Trevor Siemian	SIMM-ee-un
Joey Boese (Strength and Conditioning Coach).....	bo-ZAY	D'Ante Smith	dee-AHN-tay
Louie Cioffi (Defensive Quality Control Coach).....	CHO-fee	Jay Tufele	too-FELL-ay
La'el Collins.....	luh-ELL	Josh Tupou	TEW-po
Yusuf Corker.....	YOO-seff	Cordell Volson	kor-DELL VOLL-son
Akeem Davis-Gaither	AH-keem DAY-viss-GAY-thur	Trayveon Williams	TRAY-vee-ahn

PLAYER BIOGRAPHIES

(All defensive statistics in the following biographies are press box statistics produced at the games.)



ADENIJI, HAKEEM

OT #77

Height: 6-4
Weight: 315
College: Kansas
Experience: 4th-year player in 2023

2022 games-starts: 15-1
Career games-starts: 39-15
Born: 12-8-97
Hometown: Garland, Texas
Acquired: D6'20

A 2020 sixth-round pick of the Bengals, Adeniji has been thrust into a starting role in place of an injured offensive lineman in each of the past two seasons ... Played in 14 games in the 2022 regular season as a reserve O-lineman, before starting the regular-season finale and all three postseason contests at ROT ... Saw action at G in first time of football career in 2021, serving as Cincinnati's starting RG from Week 9 through Super Bowl LVI ... Spent 2021 training camp and first eight weeks of '21 regular season on Reserve/Non-Football Injury list after suffering torn pectoral muscle in June and having surgery ... Known for athleticism and intelligence, he played OT in high school, college and during his first NFL season ... Was at times thrust into regular action at OT as a rookie in 2020 and performed well, starting five games (three at LOT, one at ROT, and another as an extra blocker in a heavy formation) ... Started all 48 possible games over his four seasons (2016-20) at Kansas; switched between RT and LT early in his career, before settling at LT for his final two seasons.

Career transactions: Selected by Cincinnati in sixth round of 2020 NFL Draft (180th overall) ... Signed with Bengals on 7-21-20.

Pro career: 2020—Played in 15 games (five starts) as a rookie ... Made three starts at LOT (Games 8-9 and 13), one at ROT (Game 10), and one as a second TE (Game 3) ... Made first career start on Sept. 27 at Philadelphia as a second TE in a heavy formation ... Made first career start at LOT on Nov. 1 vs. Tennessee, and aided blocking effort that helped Bengals gain a nearly 12-minute edge in time of possession. **2021**—Played and started final nine regular-season games and all four postseason games at RG, helping Bengals to a berth in Super Bowl LVI ... Began season on Reserve/Non-Football Injury list after suffering a torn pectoral muscle in June, but returned in November and immediately entered the starting lineup at RG; It was the first action at G of his football career, after playing OT in high school, college and his first NFL season ... Aided high-powered Bengals offense that helped QB Joe Burrow set team records for passer rating (108.3) and passing yards (4611), while also paving the way for HB Joe Mixon's 1205 rushing yards and 16 total TDs ... Aided blocking effort for two of Mixon's 100-yard rushing games — 123 in Game 10 at Las Vegas, and a career-high 165 in Game 11 vs. Pittsburgh. **2022**—Played in 15 regular-season games (one start at ROT) and started all three postseason contests at ROT ... Served as a reserve guard through first 15 games, then took over starting ROT role following La'el Collins' season-ending injury in Game 15

... Started at ROT in regular-season finale vs. Baltimore ... Started at ROT in three postseason games, opening holes for a run game that recorded 172 rushing yards on 34 carries (5.1 average) in Divisional Playoff at Buffalo.

College: Spent four seasons (2016-19) at Kansas, and started all 48 possible games during his career ... Switched between RT and LT early in his career, before settling at LT for his final two seasons ... As a senior, earned All-Big 12 First Team honors (coaches), and Second Team All-Big 12 honors (AP) ... Also a standout in the classroom, he twice earned spots on both Big 12 Commissioner's Honor Roll and three times landed on the KU Athletic Director's Honor Roll.

High school/personal: Hometown is Garland, Texas (outside Dallas) ... Attended Garland High School, where he played DE and OT and earned all-district honors as both a junior and senior ... Also lettered in basketball and track and field (shot put and discus) ... Originally committed to play football at the Air Force Academy, but was denied entry the summer before his freshman year due to a severe cashew allergy; his high school head coach, Jeff Jordan, had just taken a job in Kansas' athletic department and helped secure a spot at KU for Adeniji ... His brother, Moshood, was an offensive lineman at Air Force from 2010-13 ... Graduated from Kansas in May 2019 with degree in management and leadership ... First name is pronounced "hah-KEEM" and last name is pronounced "uh-DENN-ih-gee."

HAKEEM ADENIJI'S STATISTICS

GAMES-STARTS			
YEAR	TEAM	GAMES	STARTS
2020	Cincinnati.....	15	5
2021	Cincinnati.....	9	9
2022	Cincinnati.....	15	1
CAREER		39	15

POSTSEASON

GAMES-STARTS			
YEAR	TEAM	GAMES	STARTS
2021	Cincinnati.....	4	4
2022	Cincinnati.....	3	3
CAREER		7	7



ADOMITIS, CAL

LS #48

Height: 6-2
Weight: 238
College: Pittsburgh
Experience: 2nd in 2023

2022 games-starts: 15-0
Career games-starts: 15-0
Born: 7-9-98
Hometown: Pittsburgh, Pa.
Acquired: CFA'22

Adomitis began his rookie season on the Bengals' practice squad, but quickly became the team's primary long snapper after veteran Clark Harris suffered a season-ending injury in Week 1 ... Had zero unplayable snaps in 146 attempts during the 2022 regular season and postseason ... Signed with Cincinnati as a college free agent in 2022 after a successful five-year career at Pittsburgh ('17-21) ... A Pittsburgh native, he finished his college career as the most accomplished long snapper in program history, playing in all 64 possible games ... Named a first-team All-American by the American Football Coaches Association (AFCA) in 2021 ... Received the 2021 Patrick Mannelly Award, given to the nation's top long snapper.

Career transactions: Signed with Cincinnati as college free agent on 5-13-22 ... Waived by Bengals on 8-30-22 ... Signed to Bengals practice squad on 8-31-22 ... Signed to Bengals roster on 9-12-22 ... Signed contract extension with Bengals on 2-22-23.

Pro career: 2022—Played in 15 regular-season games and three postseason contests as a rookie ... Began season on Cincinnati's practice squad, but took over long-snapping duties after veteran Clark Harris' season-ending biceps injury in Game 1 ... Made NFL debut on Sept. 18 at Dallas and delivered each of the team's long snaps for remainder of season ... Had 146 long snaps during regular season and postseason, with zero unplayable deliveries ...

Contributed to special teams unit that saw K Evan McPherson convert 24 of 29 FG attempts (82.8 percent) in the regular season, including a perfect five of five from 50 yards or more ... Helped McPherson maintain a flawless career postseason FG percentage, converting all five attempts through three games ... Recorded one tackle on special teams on Nov. 20 at Pittsburgh.

College: Spent five seasons (2017-21) at Pittsburgh, using an extra year of eligibility granted to student-athletes due to the COVID-19 pandemic ... Handled both long and short snapping for the Panthers in every game from 2017-21 — a streak of 64 consecutive contests ... Won the Patrick Mannelly Award (nation's top long snapper) in 2021 ... Selected a first-team All-American by the AFCA, the only one of the five NCAA-recognized All-America selectors that includes a long snapper ... Named to All-ACC First Team by Phil Steele.

High school/personal: Hometown is Pittsburgh, Pa. ... Attended Pittsburgh Central Catholic High School ... Lettered as a tight end and long snapper ... Helped the team post a 15-1 record and win the Western Pennsylvania Interscholastic Athletic League Class 4A title as well as the Pennsylvania Interscholastic Athletic Association championship in 2015 ... Launched an initiative called "Cal's Kids" in October 2021 and raised more than \$135,000 for UPMC Children's Hospital of Pittsburgh ... Last name is pronounced "AA-dumm-EYE-tiss."

CAL ADOMITIS' STATISTICS

YEAR	TEAM	G-S	SPECIAL TEAMS								KICKOFF RETURNS						PUNT RETURNS					
			ST	AT	TT	FF	FR-YDS	BP	BFG	BXP	NO	YDS	AVG	FC	LG	TD	NO	YDS	AVG	FC	LG	TD
2022	Cincinnati	15-0	1	1	2	0	0-0	0	0	0	—	—	—	—	—	—	—	—	—	—	—	
CAREER		15-0	1	1	2	0	0-0	0	0	0	—	—	—	—	—	—	—	—	—	—	—	

POSTSEASON

YEAR	TEAM	G-S	SPECIAL TEAMS								KICKOFF RETURNS						PUNT RETURNS					
			ST	AT	TT	FF	FR-YDS	BP	BFG	BXP	NO	YDS	AVG	FC	LG	TD	NO	YDS	AVG	FC	LG	TD
2022	Cincinnati	3-0	1	0	1	0	0-0	0	0	0	—	—	—	—	—	—	—	—	—	—	—	
CAREER		3-0	1	0	1	0	0-0	0	0	0	—	—	—	—	—	—	—	—	—	—	—	



ANDERSON, TYCEN

S #26

Height: 6-2
Weight: 209
College: Toledo
Experience: 2nd-year player in 2023

2022 games-starts: 0-0
Career games-starts: 0-0
Born: 6-13-99
Hometown: Toledo, Ohio
Acquired: D5'22

A fifth-round pick of the Bengals in 2022, Anderson missed his entire rookie campaign due to hamstring injury he sustained prior to the start of the regular season ... Played in all three preseason games in 2022 with one start at safety ... Ran a 4.36-second 40-yard dash at the 2022 NFL Combine.

Career transactions: Selected by Cincinnati in fifth round of 2022 NFL Draft (166th overall) ... Signed with Bengals on 5-19-22.

Pro career: 2022—Spent entire regular season on Reserve/Injured with hamstring injury ... Designated to return from R/I and cleared to practice prior to postseason, but did not return to active roster ... Played 122 defensive snaps and 34 special teams snaps in preseason, posting 15 tackles (13 solos).

College: Spent five seasons (2017-21) at Toledo (granted an extra year of eligibility due to COVID-19 pandemic) ... Played 55 career games (27 starts), and had 237 tackles (134 solo), including nine TFLs, with 19 PBUs, two INTs, two sacks and one FF ... Also played extensively on special teams as gunner ... Named first-team All-Mid-American Conference his final two seasons, including first-team distinction as senior in 2021, when he also served as team captain ... Named to the Academic All-MAC Team in four consecutive seasons (2018-21).

High school/personal: Hometown is Toledo, Ohio, where he attended St. John's Jesuit High School ... Recorded 14 INTs in three seasons ... Also played basketball and track and field, finishing third in Ohio in the long jump as a junior ... Majored in professional sales at Toledo ... First name is pronounced "TIE-senn."

TYCEN ANDERSON'S STATISTICS

YEAR	TEAM	G-S	DEFENSE						INTERCEPTIONS					SCORING					
			ST	AT	TT	SKS-YDS	PD	FF	FR-YDS	NO	YDS	AVG	LG	TD	TD	TD-IntRt	TD-FRRt	S	PTS
2022	Cincinnati	0-0	DID NOT PLAY*						DID NOT PLAY*					DID NOT PLAY*					
CAREER		0-0	0	0	0	0-0	0	0	0-0	—	—	—	—	—	—	—	—	—	—

POSTSEASON

YEAR	TEAM	G-S	DEFENSE						INTERCEPTIONS					SCORING					
			ST	AT	TT	SKS-YDS	PD	FF	FR-YDS	NO	YDS	AVG	LG	TD	TD	TD-IntRt	TD-FRRt	S	PTS
2022	Cincinnati	0-0	DID NOT PLAY*						DID NOT PLAY*					DID NOT PLAY*					
CAREER		0-0	0	0	0	0-0	0	0	0-0	—	—	—	—	—	—	—	—	—	—

* NOTE: Anderson was on the Reserve/Injured list for 16 regular-season games and three postseason games in 2022.



ASIASI, DEVIN

TE #86

Height: 6-3
Weight: 260
College: UCLA
Experience: 4th-year player in 2023

2022 games-starts: 12-0
Career games-starts: 22-3
Born: 8-14-97
Hometown: Shoreview, Calif.
Acquired: W(N.E.)'22

The Bengals acquired Asiasi, a pass-blocking tight end, on waivers from New England following the 2022 preseason ... The third-year player in 2022 played in 12 games in the regular season, seeing action on 183 offensive snaps while also being utilized minimally on special teams ... Originally a third-round draft pick of New England in 2020, he played in 10 games for the Patriots from '20-21 and caught two passes for 39 yards and a TD ... Spent his freshman season in college at Michigan, before transferring to UCLA in 2017 and playing for the Bruins in '18-19.

Career transactions: Selected by New England in third round of 2020 NFL Draft (91st overall) ... Signed with Patriots on 4-24-20 ... Waived by Patriots on 8-30-22 ... Acquired by Cincinnati on waivers from Patriots on 8-31-22.

Pro career: 2020—Played in nine games (three starts) as a rookie for New England ... Caught two passes for 39 yards and a TD ... Made NFL debut on Sept. 13 vs. Miami ... Spent five games on Reserve/Injured before returning on Dec. 10 at the L.A. Rams ... Made first NFL start on Dec. 20 at Miami ... Caught two passes for 39 yards and first NFL TD on Jan. 3 vs. the N.Y. Jets; TD was a 26-yarder from QB Cam Newton early in the fourth quarter that proved to be game-winner. **2021**—Played in one game ... Inactive for other 16 regular-

season games and postseason Divisional Playoff at Buffalo ... Saw action on Nov. 14 vs. Cleveland, utilized in short yardage and goal line situations ... Did not record any stats. **2022**—Acquired by Cincinnati on waivers on Aug. 31 ... Played in 12 regular-season games and two postseason games ... Used primarily as a pass-protecting TE ... Caught two passes for five yards on Dec. 24 at New England ... Played 18 offensive snaps in the postseason, seeing action in Divisional Playoff at Buffalo and AFC Championship at Kansas City.

College: Played two seasons (2018-19) at UCLA after spending freshman year (2016) at Michigan ... Sat out 2017 season as a transfer ... Played in 21 games for UCLA (13 starts), catching 50 passes for 771 yards (15.4 average) and five TDs ... Had first career 100-yard game with five catches for 141 yards at USC in 2019 ... Named Honorable Mention All-Pac-12 by the league's coaches in 2019 ... Played in all 13 games as a freshman at Michigan in 2016, recording two catches for 18 yards.

High school/personal: Hometown is Shoreview, Calif. ... Attended De La Salle High School in Concord, Calif., where he lettered in football and basketball ... As a senior, caught 17 passes for 311 yards and five TDs, while also totaling 49 tackles, four sacks and five PDs defensively ... Majored in sociology at UCLA ... Last name is pronounced "AH-see-AH-see."

DEVIN ASIASI'S STATISTICS

YEAR	TEAM	G-S	RECEIVING					RUSHING					SCORING						
			NO	YDS	AVG	LG	TD	ATT	YDS	AVG	LG	TD	TD	TD-R	TD-P	TD-Rt	2-PtC	PTS	
2020	New England	9-3	2	39	19.5	26t	1	—	—	—	—	—	1	0	1	0	0	0	6
2021	New England	1-0	0	0	—	—	0	—	—	—	—	—	0	0	0	0	0	0	0
2022	Cincinnati	12-0	2	5	2.5	6	0	—	—	—	—	—	0	0	0	0	0	0	0
N.E. TOTAL		10-3	2	39	19.5	26t	1	—	—	—	—	—	1	0	1	0	0	0	6
CIN. TOTALS		12-0	2	5	2.5	6	0	—	—	—	—	—	0	0	0	0	0	0	0
CAREER		22-3	4	44	11.0	26t	1	—	—	—	—	—	1	0	1	0	0	0	6


YEAR	TEAM	SPECIAL TEAMS							KICKOFF RETURNS					PUNT RETURNS							
		ST	AT	TT	FF	FR-YDS	BP	BFG	BXP	NO	YDS	AVG	FC	LG	TD	NO	YDS	AVG	FC	LG	TD
2022	Cincinnati	—	—	—	—	—	—	—	—	1	14	14.0	0	14	0	—	—	—	—	—	—
CAREER		—	—	—	—	—	—	—	—	1	14	14.0	0	14	0	—	—	—	—	—	—

RECEIVING SINGLE-GAME HIGHS: RECEPTIONS—2 (two times; most recently for Cincinnati on 12-24-22 at New England). YARDS—39 (for New England; 1-3-21 vs. N.Y. Jets). LONG—26t (for New England; 1-3-21 vs. N.Y. Jets). TOUCHDOWNS—1 (for New England; 1-3-21 vs. N.Y. Jets).

POSTSEASON

YEAR	TEAM	G-S	RECEIVING					RUSHING					SCORING							
			NO	YDS	AVG	LG	TD	ATT	YDS	AVG	LG	TD	TD	TD-R	TD-P	TD-Rt	2-PtC	PTS		
2021	New England	0-0	DID NOT PLAY*					DID NOT PLAY*					DID NOT PLAY*							
2022	Cincinnati	2-0	0	0	—	—	0	—	—	—	—	—	—	—	—	—	—	—	—	—
N.E. TOTAL		0-0	0	0	—	—	0	—	—	—	—	—	—	—	—	—	—	—	—	—
CIN. TOTALS		2-0	0	0	—	—	0	—	—	—	—	—	—	—	—	—	—	—	—	—
CAREER		2-0	0	0	—	—	0	—	—	—	—	—	—	—	—	—	—	—	—	—

* NOTE: Asiasi was inactive for one postseason game with New England in 2021.



AWUZIE, CHIDOBE

CB #22

Height: 6-0
Weight: 202
College: Colorado
Experience: 7th-year player in 2023

2022 games-starts: 8-8
Career games-starts: 71-64
Born: 5-24-95
Hometown: San Jose, Calif.
Acquired: UFA(Dall.)'21

Awuzie started the first eight games of the 2022 season before suffering a season-ending knee injury on Oct. 31 ... Tied for the team lead with five PDs at the time of his injury ... One of the headliners of Cincinnati's 2021 free agency class, he proved to be among the team's top defenders during run to Super Bowl LVI ... Battled groin and foot injuries in debut Bengals season, while also spending time on Reserve/COVID-19 list, but played and started 14 games ... Started all four postseason games for Cincinnati, and had an INT on the Rams' first play of the second half in Super Bowl LVI ... Originally a second-round pick of Dallas in 2017 and spent his first four NFL seasons with Cowboys ... Reserve CB as a rookie, before moving into starting role his final three seasons in Dallas.

Career transactions: Selected by Dallas in second round of 2017 NFL Draft (60th overall) ... Signed with Cowboys on 5-12-17 ... Cowboys contract expired on 3-17-21; became unrestricted free agent ... Signed with Cincinnati as unrestricted free agent on 3-19-21.

Pro career: 2017—Played in 10 games (six starts) as a rookie for Dallas ... Missed six games with a hamstring injury ... Totaled 25 tackles, seven PDs, an INT and a FF ... Took over as starter the final four games ... Made his first career start on Sept. 17 at Denver, but injured his hamstring early and missed the remainder of the game ... Notched first career INT off of Nick Foles in win over eventual Super Bowl Champion Philadelphia in season finale. **2018**—Played in 15 games (14 starts) for Dallas ... Totaled 71 tackles, 11 PDs, an INT and a FF ... Played in both of Cowboys' playoff games, totaling 12 tackles and two PDs. **2019**—Started all 16 games for Dallas ... Posted 79 tackles, 14 PDs, an INT and a FR. **2020**—Played in eight games (six starts) for Dallas ... Recorded 38 tackles, five PDs and an INT ... Spent seven games (Games 3-9) on Reserve/Injured (hamstring), and one game (Game 13 at Cincinnati) on Reserve/COVID-19 list ... Picked off a Jared Goff pass in season-opener at the L.A. Rams. **2021**—Signed with Bengals in offseason and started 14 regular-season games and all four postseason games, helping Cincinnati to a berth in

Super Bowl LVI ... Inactive for Game 4 vs. Jacksonville (groin), Game 14 at Denver (Reserve/COVID-19) and Game 17 at Cleveland (rest), and also late in the season battled a foot injury that he suffered in Game 13 vs. San Francisco ... Recorded first INT as a Bengal on Oct. 10 vs. Green Bay, when he picked off a deep pass from 2021 NFL MVP Aaron Rodgers in the first quarter; It was one of Rodgers' league-low four INTs all season ... Part of Bengals pass defense that in two wins over Kansas City (Week 17 on Jan. 2, and AFC Championship on Jan. 30) held the Chiefs' high-powered offense in the second halves and one overtime (AFC Championship) to a combined 66 passing yards and six points ... Played all but two defensive snaps in Super Bowl LVI, and intercepted QB Matthew Stafford on the Rams' first offensive play of the second half to set up a Bengals FG drive. **2022**—Started first eight games, before suffering season-ending right knee injury in Game 8 ... Recorded 35 tackles (29 solos), five PDs and a FF ... Led Bengals CBs in PDs prior to injury ... Injury occurred in fourth quarter on Oct. 31 at Cleveland; he was placed Nov. 5 on Reserve/Injured, where he spent remainder of season ... Tallied six tackles with a FF on Sept. 11 vs. Pittsburgh ... Recorded five tackles and three PDs on Sept. 25 at N.Y. Jets, and defended a pass on fourth down in the third quarter to give ball back to the offense.

College: Played four seasons (2013-16) at the University of Colorado ... Played in 47 career games (41 starts), and totaled 35 career pass breakups, three INTs, five FFs and three FRs.

High school/personal: Hometown is San Jose, Calif. ... Attended Oak Grove High School in San Jose, where he played RB and posted six 100-yard games and two 200-yard games as a senior ... Also participated in basketball and track ... Career-bests of 21.7 seconds in the 200-meter dash and 22-1 in the long jump ... Graduated from Colorado in Dec. 2016 with degree in business management — completed that degree in 3.5 years ... First name is pronounced "CHIH-doe-bay" and last name is pronounced "ah-WOOZ-yeh."

CHIDOBE AWUZIE'S STATISTICS

YEAR	TEAM	G-S	DEFENSE						INTERCEPTIONS					SCORING					
			ST	AT	TT	SKS-YDS	PD	FF	FR-YDS	NO	YDS	AVG	LG	TD	TD	TD-IntRt	TD-FRRt	S	PTS
2017	Dallas	10-6	14	11	25	0-0	7	1	0-0	1	0	0.0	0	0	—	—	—	—	—
2018	Dallas	15-14	57	14	71	0-0	11	1	0-0	1	0	0.0	0	0	—	—	—	—	—
2019	Dallas	16-16	48	31	79	0-0	14	0	1-0	1	0	0.0	0	0	—	—	—	—	—
2020	Dallas	8-6	29	9	38	0-0	5	0	1-0	1	0	0.0	0	0	—	—	—	—	—
2021	Cincinnati	14-14	53	11	64	0-0	14	0	0-0	2	42	21.0	42	0	—	—	—	—	—
2022	Cincinnati	8-8	29	6	35	0-0	5	1	0-0	0	0	—	—	0	—	—	—	—	—
DALL. TOTALS		49-42	148	65	213	0-0	37	2	2-0	4	0	0.0	0	0	—	—	—	—	—
CIN. TOTALS		22-22	82	17	99	0-0	19	1	0-0	2	42	21.0	42	0	—	—	—	—	—
CAREER		71-64	230	82	312	0-0	56	3	2-0	6	42	7.0	42	0	—	—	—	—	—


POSTSEASON

YEAR	TEAM	G-S	DEFENSE						INTERCEPTIONS					SCORING					
			ST	AT	TT	SKS-YDS	PD	FF	FR-YDS	NO	YDS	AVG	LG	TD	TD	TD-IntRt	TD-FRRt	S	PTS
2018	Dallas	2-2	11	1	12	0-0	2	0	0-0	0	0	—	—	0	—	—	—	—	—
2021	Cincinnati	4-4	16	8	24	0-0	1	0	0-0	1	1	1.0	1	0	—	—	—	—	—
2022	Cincinnati	0-0	DID NOT PLAY*						DID NOT PLAY*					DID NOT PLAY*					
DALL. TOTALS		2-2	11	1	12	0-0	2	0	0-0	0	0	—	—	0	—	—	—	—	—
CIN. TOTALS		4-4	16	8	24	0-0	1	0	0-0	1	1	1.0	1	0	—	—	—	—	—
CAREER		6-6	27	9	36	0-0	3	0	0-0	1	1	1.0	1	0	—	—	—	—	—

* NOTE: Awuzie was on the Reserve/Injured list for three postseason games with Cincinnati in 2022.

2022 REGULAR-SEASON GAME-BY-GAME

DATE	OPPONENT	DEFENSE								INTERCEPTIONS				
		ST	AT	TT	SKS-YDS	INT-YDS	PD	FF	FR-YDS	NO	YDS	AVG	LG	TD
9-11	PITTSBURGH	6	0	6	0-0	0-0	0	1	0-0	—	—	—	—	—
9-18	at Dallas	5	0	5	0-0	0-0	0	0	0-0	—	—	—	—	—
9-25	at N.Y. Jets	5	0	5	0-0	0-0	3	0	0-0	—	—	—	—	—
9-29	MIAMI	4	0	4	0-0	0-0	0	0	0-0	—	—	—	—	—
10-9	at Baltimore	3	3	6	0-0	0-0	0	0	0-0	—	—	—	—	—
10-16	at New Orleans	1	3	4	0-0	0-0	2	0	0-0	—	—	—	—	—
10-23	ATLANTA	3	0	3	0-0	0-0	0	0	0-0	—	—	—	—	—
10-31	at Cleveland	2	0	2	0-0	0-0	0	0	0-0	—	—	—	—	—
11-6	CAROLINA				RESERVE / INJURED					RESERVE / INJURED				
11-13	— BYE —													
11-20	at Pittsburgh				RESERVE / INJURED					RESERVE / INJURED				
11-27	at Tennessee				RESERVE / INJURED					RESERVE / INJURED				
12-4	KANSAS CITY				RESERVE / INJURED					RESERVE / INJURED				
12-11	CLEVELAND				RESERVE / INJURED					RESERVE / INJURED				
12-18	at Tampa Bay				RESERVE / INJURED					RESERVE / INJURED				
12-24	at New England				RESERVE / INJURED					RESERVE / INJURED				
1-2	BUFFALO				(GAME CANCELED)					(GAME CANCELED)				
1-8	BALTIMORE				RESERVE / INJURED					RESERVE / INJURED				
TOTALS		29	6	35	0-0	0-0	5	1	0-0	—	—	—	—	—



BACHIE, JOE

LB #49

Height: 6-2
Weight: 235
College: Michigan State
Experience: 4th-year player in 2023

2022 games-starts: 10-0
Career games-starts: 23-2
Born: 2-26-98
Hometown: Brook Park, Ohio
Acquired: W(Phil.)'21

Bachie suffered a knee injury late in 2021 season and spent first six weeks of '22 season on Reserve/Physically Unable to Perform, but returned to active roster and played the final 10 regular-season games, plus three postseason contests ... A key member of Cincinnati's special teams units ... Acquired by the Bengals on waivers from Philadelphia in May 2021, and played nine games (two starts) in '21 before sustaining a season-ending left knee injury in Game 14 at Denver ... Spent first five weeks of the 2021 season on Cincinnati's practice squad before being elevated to the active roster ... Originally was college free agent of New Orleans in 2020 after four-year career at Michigan State ('16-19) ... Was on Saints' practice squad for most of rookie season, then was signed to Philadelphia's active roster in December and played in Eagles' final four games.

Career transactions: Signed with New Orleans as college free agent on 4-30-20 ... Waived by Saints on 9-5-20 ... Signed to Saints practice squad on 9-6-20 ... Signed with Philadelphia on 12-7-20 ... Waived by Eagles on 5-25-21 ... Acquired on waivers by Cincinnati on 5-25-21 ... Waived by Bengals on 8-31-21 ... Signed to Bengals practice squad on 9-1-21 ... Signed to Bengals roster on 10-26-21 ... Signed contract extension with Bengals on 3-11-22 ... Signed contract extension with Bengals on 3-9-23.

Pro career: 2020—Played in four games (all with Philadelphia) as a rookie, and recorded two tackles ... Spent training camp with New Orleans, then spent first 13 weeks of the season on Saints' practice squad ... Signed off of New Orleans' practice squad by Philadelphia, and went on to play in each of the Eagles' final four games. **2021**—Waived by Philadelphia in May and claimed by Cincinnati, where he went on to play in nine games (two starts) before suffering a season-ending left knee injury on Dec. 19 at Denver ... Totaled 28 tackles and a

PD on defense, and two tackles on special teams ... Began season on Cincinnati's practice squad, and played in Games 6-7 as an elevated player before being signed to the active roster prior to Game 8 ... Made first career start on Dec. 12 vs. San Francisco, filling in for injured Logan Wilson, and had four tackles ... Started and had six tackles on Dec. 19 at Denver, before leaving the game in the third quarter with season-ending left knee injury ... Did not play in Bengals' postseason run to Super Bowl LVI. **2022**—Began season on Reserve/Physically Unable to Perform list and missed the first six contests while recovering from a left knee injury ... Played in final 10 regular-season games and all three postseason contests, primarily in a special teams role ... Saw action on 13 defensive snaps and 168 special teams snaps in regular season ... Recorded three defensive tackles (two solos) and seven ST tackles ... Made season debut on Oct. 23 vs. Atlanta ... Posted three defensive tackles on Nov. 9 vs. Carolina ... Played 48 special teams snaps in the postseason, recording one ST tackle on a Chiefs punt return in third quarter of AFC Championship at Kansas City.

College: Spent four seasons (2016-19) at Michigan State ... Played in 40 career games (34 starts), and totaled 285 tackles, eight sacks, five INTs, 11 PDs, five FFs and two FRs ... Two-time team captain, and three-year starter at middle linebacker.

High school/personal: Hometown is Brook Park, Ohio (outside Cleveland) ... Attended Berea High School, where he played RB and LB ... Posted 14 rushing TDs as a senior in 2015, while also leading the team in tackles (89) ... Earned first-team All-Ohio honors for Division I (AP) as a senior ... Also played basketball and baseball, and earned all-conference honors in both sports as a junior ... Graduated from MSU with degree in interdisciplinary studies in social science ... Last name is pronounced "BAH-chee."

JOE BACHIE'S STATISTICS

YEAR	TEAM	G-S	DEFENSE							INTERCEPTIONS					SCORING				
			ST	AT	TT	SKS-YDS	PD	FF	FR-YDS	NO	YDS	AVG	LG	TD	TD	TD-IntRt	TD-FRRt	S	PTS
2020	New Orleans	0-0	DID NOT PLAY*							DID NOT PLAY*					DID NOT PLAY*				
	Philadelphia	4-0	1	1	2	0-0	0	0	0-0	—	—	—	—	—	—	—	—	—	—
2021	Cincinnati	9-2	17	11	28	0-0	1	0	0-0	—	—	—	—	—	—	—	—	—	
2022	Cincinnati	10-0	2	1	3	0-0	0	0	0-0	—	—	—	—	—	—	—	—	—	
N.O. TOTALS		0-0	0	0	0	0-0	0	0	0-0	—	—	—	—	—	—	—	—	—	
PHIL. TOTALS		4-0	1	1	2	0-0	0	0	0-0	—	—	—	—	—	—	—	—	—	
CIN. TOTALS		19-2	19	12	31	0-0	1	0	0-0	—	—	—	—	—	—	—	—	—	
CAREER		23-2	20	13	33	0-0	1	0	0-0	—	—	—	—	—	—	—	—	—	

YEAR	TEAM	G-S	SPECIAL TEAMS							KICKOFF RETURNS						PUNT RETURNS					
			ST	AT	TT	FF	FR-YDS	BP	BFG	BXP	NO	YDS	AVG	FC	LG	TD	NO	YDS	AVG	FC	LG
2021	Cincinnati	1	1	2	0	0-0	0	0	0	—	—	—	—	—	—	—	—	—	—	—	—
2022	Cincinnati	2	5	7	0	0-0	0	0	0	—	—	—	—	—	—	—	—	—	—	—	
CAREER		3	6	9	0	0-0	0	0	0	—	—	—	—	—	—	—	—	—	—	—	

POSTSEASON

YEAR	TEAM	G-S	DEFENSE							INTERCEPTIONS					SCORING				
			ST	AT	TT	SKS-YDS	PD	FF	FR-YDS	NO	YDS	AVG	LG	TD	TD	TD-IntRt	TD-FRRt	S	PTS
2021	Cincinnati	0-0	DID NOT PLAY*							DID NOT PLAY*					DID NOT PLAY*				
2022	Cincinnati	3-0	0	0	0	0-0	0	0	0-0	—	—	—	—	—	—	—	—	—	—
CAREER		3-0	0	0	0	0-0	0	0	0-0	—	—	—	—	—	—	—	—	—	—


YEAR	TEAM	G-S	SPECIAL TEAMS							KICKOFF RETURNS						PUNT RETURNS					
			ST	AT	TT	FF	FR-YDS	BP	BFG	BXP	NO	YDS	AVG	FC	LG	TD	NO	YDS	AVG	FC	LG
2022	Cincinnati	1	0	1	0	0-0	0	0	0	—	—	—	—	—	—	—	—	—	—	—	
CAREER		1	0	1	0	0-0	0	0	0	—	—	—	—	—	—	—	—	—	—	—	

* NOTE: Bachie was on the practice squad for 12 regular-season games with New Orleans in 2020. In 2021 with Cincinnati, he was on the Reserve/Injured list for three postseason games and the Reserve/COVID-19 list for one postseason game.

2022 REGULAR-SEASON GAME-BY-GAME

DATE	OPPONENT	DEFENSE									INTERCEPTIONS				
		ST	AT	TT	SKS-YDS	INT-YDS	PD	FF	FR-YDS	NO	YDS	AVG	LG	TD	
9-11	PITTSBURGH				RESERVE / PHYSICALLY UNABLE TO PERFORM						RESERVE / PUP				
9-18	at Dallas				RESERVE / PHYSICALLY UNABLE TO PERFORM						RESERVE / PUP				
9-25	at N.Y. Jets				RESERVE / PHYSICALLY UNABLE TO PERFORM						RESERVE / PUP				
9-29	MIAMI				RESERVE / PHYSICALLY UNABLE TO PERFORM						RESERVE / PUP				
10-9	at Baltimore				RESERVE / PHYSICALLY UNABLE TO PERFORM						RESERVE / PUP				
10-16	at New Orleans				RESERVE / PHYSICALLY UNABLE TO PERFORM						RESERVE / PUP				
10-23	ATLANTA	0	0	0	0-0	0-0	0	0	0-0	—	—	—	—	—	
10-31	at Cleveland	0	0	0	0-0	0-0	0	0	0-0	—	—	—	—	—	
11-6	CAROLINA	2	1	3	0-0	0-0	0	0	0-0	—	—	—	—	—	
11-13	— BYE —														
11-20	at Pittsburgh	0	0	0	0-0	0-0	0	0	0-0	—	—	—	—	—	
11-27	at Tennessee	0	0	0	0-0	0-0	0	0	0-0	—	—	—	—	—	
12-4	KANSAS CITY	0	0	0	0-0	0-0	0	0	0-0	—	—	—	—	—	
12-11	CLEVELAND	0	0	0	0-0	0-0	0	0	0-0	—	—	—	—	—	
12-18	at Tampa Bay	0	0	0	0-0	0-0	0	0	0-0	—	—	—	—	—	
12-24	at New England	0	0	0	0-0	0-0	0	0	0-0	—	—	—	—	—	
1-2	BUFFALO				(GAME CANCELED)						(GAME CANCELED)				
1-8	BALTIMORE	0	0	0	0-0	0-0	0	0	0-0	—	—	—	—	—	
TOTALS		2	1	3	0-0	0-0	0	0	0-0	—	—	—	—	—	

DATE	OPPONENT	SPECIAL TEAMS							KICKOFF RETURNS						PUNT RETURNS					
		ST	AT	TT	FF	FR-YDS	BP	BFG	BXP	NO	YDS	AVG	FC	LG	TD	NO	YDS	AVG	FC	LG
9-11	PITTSBURGH								RESERVE / PUP						RESERVE / PUP					
9-18	at Dallas								RESERVE / PUP						RESERVE / PUP					
9-25	at N.Y. Jets								RESERVE / PUP						RESERVE / PUP					
9-29	MIAMI								RESERVE / PUP						RESERVE / PUP					
10-9	at Baltimore								RESERVE / PUP						RESERVE / PUP					
10-16	at New Orleans								RESERVE / PUP						RESERVE / PUP					
10-23	ATLANTA	0	0	0	0	0-0	0	0	0	—	—	—	—	—	—	—	—	—	—	—
10-31	at Cleveland	0	0	0	0	0-0	0	0	0	—	—	—	—	—	—	—	—	—	—	—
11-6	CAROLINA	0	1	1	0	0-0	0	0	0	—	—	—	—	—	—	—	—	—	—	—
11-13	— BYE —																			
11-20	at Pittsburgh	0	0	0	0	0-0	0	0	0	—	—	—	—	—	—	—	—	—	—	—
11-27	at Tennessee	0	1	1	0	0-0	0	0	0	—	—	—	—	—	—	—	—	—	—	—
12-4	KANSAS CITY	1	0	1	0	0-0	0	0	0	—	—	—	—	—	—	—	—	—	—	—
12-11	CLEVELAND	0	0	0	0	0-0	0	0	0	—	—	—	—	—	—	—	—	—	—	—
12-18	at Tampa Bay	0	2	2	0	0-0	0	0	0	—	—	—	—	—	—	—	—	—	—	—
12-24	at New England	1	1	2	0	0-0	0	0	0	—	—	—	—	—	—	—	—	—	—	—
1-2	BUFFALO					(GAME CANCELED)						(GAME CANCELED)								
1-8	BALTIMORE	0	0	0	0	0-0	0	0	0	—	—	—	—	—	—	—	—	—	—	—
TOTALS		2	5	7	0	0-0	0	0	0	—	—	—	—	—	—	—	—	—	—	—



BAILEY, MARKUS

LB #51

Height: 6-0
Weight: 235
College: Purdue
Experience: 4th-year player in 2023

2022 games-starts: 16-1
Career games-starts: 43-4
Born: 3-7-97
Hometown: Columbus, Ohio
Acquired: D7'20

A 2020 seventh-round Bengals draft pick, Bailey has grown into a key reserve role on defense and valuable contributor on special teams ... In 16 games played during the 2022 regular season (one start), his 277 special teams snaps (63.97 percent) were the fourth most on the team, while he also added two TFLs defensively ... Also played in three postseason games, and provided a key block for DE Sam Hubbard during his 98-yard FR return for a TD in the Wild Card Playoff vs. Baltimore ... Played all 16 games with three starts in the 2021 regular season, amassing a career-best 37 tackles, a half sack and three PDs ... Played in all four of Cincinnati's postseason games in 2021, including Super Bowl LVI ... Suffered knee injury his final year at Purdue, so the Bengals brought him along slowly as a rookie in 2020, but he played in 11 games including each of the final 10 that season ... Native of Hilliard, Ohio (outside Columbus), and spent five seasons (2015-19) at Purdue.

Career transactions: Selected by Cincinnati in seventh round of 2020 NFL Draft (215th overall) ... Signed with Bengals on 7-21-20.

Pro career: 2020—Played in 11 games for Bengals as rookie; saw 44 snaps on defense and 134 on special teams ... Had PD on defense and one tackle on special teams ... Inactive for five of first six contests (Games 1-3 and 5-6), before playing in final 10 ... Made NFL debut on Oct. 4 vs. Jacksonville (no stats) ... Recorded first PD on Dec. 27 at Houston. **2021**—Played in 16 regular-season games (three starts) and all four postseason games in Cincinnati's run to Super Bowl LVI ... Totaled 37 tackles, a half sack and three PDs on defense during the regular season, along with one tackle on special teams ... First career half-sack came on Dec. 19 at Denver, when he and LB Germaine Pratt shared a sack of Teddy Bridgewater ... Made first career start on Dec. 26 vs. Baltimore, in place of injured starter Logan Wilson, and led the Bengals with eight tackles ... Started season finale at Cleveland and tied for team lead in tackles (11), while

also recording a PD ... Teamed up with Wilson to bring down Titans RB Derrick Henry for a two-yard loss on fourth-and-one at the Bengals' 35-yard line in fourth quarter of Divisional Playoff at Tennessee ... Played in Super Bowl LVI vs. the L.A. Rams and had one tackle on special teams. **2022**—Played in all 16 regular-season games (one start) and three postseason contests, utilized primarily on special teams ... Saw action on 277 special teams snaps in regular season (fourth-most on team) ... Recorded 13 defensive tackles (nine solos), along with 11 ST tackles ... On Oct. 23 vs. Atlanta, started at LB in place of injured Logan Wilson and tallied three tackles ... Played 48 special teams snaps in the postseason and recorded two ST tackles, both in AFC Championship at Kansas City.

College: Spent five seasons (2015-19) at Purdue, and saw action in 43 career games ... Totaled 327 career tackles, including 28 for losses and 13.5 sacks, and added 13 PDs, six INTs (one pick-six), two FFs and a FR ... Multiple knee injuries limited him to just three healthy seasons (2016-18), but he played in all 38 possible games during that span ... As a junior in 2018, was named Big Ten Defensive Player of the Week for 15-tackle performance (career-high) in upset win over No. 2 Ohio State, which also included a 41-yard pick-six in the fourth quarter to seal the victory ... Earned Academic All-Big Ten honors in each of his three injury-free seasons and was a semifinalist for the Campbell Trophy (nation's top football scholar athlete) as a senior ... Was team co-captain as a senior.

High school/personal: Hometown is Hilliard, Ohio (outside Columbus) ... Attended Hilliard Davidson High School, where as a senior he recorded 100 tackles, three INTs and three FFs ... Graduated from Purdue in December 2018 with bachelor's degree in movement and sport sciences, and earned master's degree in leadership from Purdue in May 2020.

MARKUS BAILEY'S STATISTICS

			DEFENSE						INTERCEPTIONS					SCORING					
YEAR	TEAM	G-S	ST	AT	TT	SKS-YDS	PD	FF	FR-YDS	NO	YDS	AVG	LG	TD	TD	TD-IntRt	TD-FRRt	S	PTS
2020	Cincinnati	11-0	0	0	0	0-0	1	0	0-0	—	—	—	—	—	—	—	—	—	—
2021	Cincinnati	16-3	20	17	37	0.5-4	3	0	0-0	—	—	—	—	—	—	—	—	—	—
2022	Cincinnati	16-1	9	4	13	0-0	0	0	0-0	—	—	—	—	—	—	—	—	—	—
CAREER		43-4	29	21	50	0.5-4	4	0	0-0	—	—	—	—	—	—	—	—	—	—

			SPECIAL TEAMS						KICKOFF RETURNS						PUNT RETURNS								
YEAR	TEAM		ST	AT	TT	FF	FR-YDS	BP	BFG	BXP	NO	YDS	AVG	FC	LG	TD	NO	YDS	AVG	FC	LG	TD	
2020	Cincinnati		1	0	1	0	0-0	0	0	0	—	—	—	—	—	—	—	—	—	—	—	—	—
2021	Cincinnati		1	0	1	0	0-0	0	0	0	—	—	—	—	—	—	—	—	—	—	—	—	—
2022	Cincinnati		9	2	11	0	0-0	0	0	0	—	—	—	—	—	—	—	—	—	—	—	—	—
CAREER			11	2	13	0	0-0	0	0	0	—	—	—	—	—	—	—	—	—	—	—	—	—

POSTSEASON

			DEFENSE						INTERCEPTIONS					SCORING					
YEAR	TEAM	G-S	ST	AT	TT	SKS-YDS	PD	FF	FR-YDS	NO	YDS	AVG	LG	TD	TD	TD-IntRt	TD-FRRt	S	PTS
2021	Cincinnati	4-0	1	2	3	0-0	0	0	0-0	—	—	—	—	—	—	—	—	—	—
2022	Cincinnati	3-0	0	0	0	0-0	0	0	0-0	—	—	—	—	—	—	—	—	—	—
CAREER		7-0	1	2	3	0-0	0	0	0-0	—	—	—	—	—	—	—	—	—	—

			SPECIAL TEAMS						KICKOFF RETURNS						PUNT RETURNS								
YEAR	TEAM		ST	AT	TT	FF	FR-YDS	BP	BFG	BXP	NO	YDS	AVG	FC	LG	TD	NO	YDS	AVG	FC	LG	TD	
2021	Cincinnati		3	0	3	0	0-0	0	0	0	—	—	—	—	—	—	—	—	—	—	—	—	—
2022	Cincinnati		1	1	2	0	0-0	0	0	0	—	—	—	—	—	—	—	—	—	—	—	—	—
CAREER			4	1	5	0	0-0	0	0	0	—	—	—	—	—	—	—	—	—	—	—	—	—

2022 REGULAR-SEASON GAME-BY-GAME

DATE	OPPONENT	DEFENSE								INTERCEPTIONS				
		ST	AT	TT	SKS-YDS	INT-YDS	PD	FF	FR-YDS	NO	YDS	AVG	LG	TD
9-11	PITTSBURGH	1	0	1	0-0	0-0	0	0	0-0	—	—	—	—	—
9-18	at Dallas	1	0	1	0-0	0-0	0	0	0-0	—	—	—	—	—
9-25	at N.Y. Jets	0	0	0	0-0	0-0	0	0	0-0	—	—	—	—	—
9-29	MIAMI	0	0	0	0-0	0-0	0	0	0-0	—	—	—	—	—
10-9	at Baltimore	0	0	0	0-0	0-0	0	0	0-0	—	—	—	—	—
10-16	at New Orleans	0	0	0	0-0	0-0	0	0	0-0	—	—	—	—	—
10-23	ATLANTA	2	1	3	0-0	0-0	0	0	0-0	—	—	—	—	—
10-31	at Cleveland	1	0	1	0-0	0-0	0	0	0-0	—	—	—	—	—
11-6	CAROLINA	3	3	6	0-0	0-0	0	0	0-0	—	—	—	—	—
11-13	— BYE —													
11-20	at Pittsburgh	0	0	0	0-0	0-0	0	0	0-0	—	—	—	—	—
11-27	at Tennessee	0	0	0	0-0	0-0	0	0	0-0	—	—	—	—	—
12-4	KANSAS CITY	0	0	0	0-0	0-0	0	0	0-0	—	—	—	—	—
12-11	CLEVELAND	0	0	0	0-0	0-0	0	0	0-0	—	—	—	—	—
12-18	at Tampa Bay	1	0	1	0-0	0-0	0	0	0-0	—	—	—	—	—
12-24	at New England	0	0	0	0-0	0-0	0	0	0-0	—	—	—	—	—
1-2	BUFFALO				(GAME CANCELED)				(GAME CANCELED)					
1-8	BALTIMORE	0	0	0	0-0	0-0	0	0	0-0	—	—	—	—	—
TOTALS		9	4	13	0-0	0-0	0	0	0-0	—	—	—	—	—

DATE	OPPONENT	SPECIAL TEAMS							KICKOFF RETURNS						PUNT RETURNS						
		ST	AT	TT	FF	FR-YDS	BP	BFG	BXP	NO	YDS	AVG	FC	LG	TD	NO	YDS	AVG	FC	LG	TD
9-11	PITTSBURGH	0	0	0	0	0-0	0	0	0	—	—	—	—	—	—	—	—	—	—	—	—
9-18	at Dallas	2	0	2	0	0-0	0	0	0	—	—	—	—	—	—	—	—	—	—	—	—
9-25	at N.Y. Jets	0	0	0	0	0-0	0	0	0	—	—	—	—	—	—	—	—	—	—	—	—
9-29	MIAMI	2	0	2	0	0-0	0	0	0	—	—	—	—	—	—	—	—	—	—	—	—
10-9	at Baltimore	0	0	0	0	0-0	0	0	0	—	—	—	—	—	—	—	—	—	—	—	—
10-16	at New Orleans	1	0	1	0	0-0	0	0	0	—	—	—	—	—	—	—	—	—	—	—	—
10-23	ATLANTA	1	0	1	0	0-0	0	0	0	—	—	—	—	—	—	—	—	—	—	—	—
10-31	at Cleveland	0	0	0	0	0-0	0	0	0	—	—	—	—	—	—	—	—	—	—	—	—
11-6	CAROLINA	0	0	0	0	0-0	0	0	0	—	—	—	—	—	—	—	—	—	—	—	—
11-13	— BYE —																				
11-20	at Pittsburgh	0	0	0	0	0-0	0	0	0	—	—	—	—	—	—	—	—	—	—	—	—
11-27	at Tennessee	1	1	2	0	0-0	0	0	0	—	—	—	—	—	—	—	—	—	—	—	—
12-4	KANSAS CITY	0	0	0	0	0-0	0	0	0	—	—	—	—	—	—	—	—	—	—	—	—
12-11	CLEVELAND	1	0	1	0	0-0	0	0	0	—	—	—	—	—	—	—	—	—	—	—	—
12-18	at Tampa Bay	0	0	0	0	0-0	0	0	0	—	—	—	—	—	—	—	—	—	—	—	—
12-24	at New England	0	1	1	0	0-0	0	0	0	—	—	—	—	—	—	—	—	—	—	—	—
1-2	BUFFALO					(GAME CANCELED)				(GAME CANCELED)						(GAME CANCELED)					
1-8	BALTIMORE	1	0	1	0	0-0	0	0	0	—	—	—	—	—	—	—	—	—	—	—	—
TOTALS		9	2	11	0	0-0	0	0	0	—	—	—	—	—	—	—	—	—	—	—	—



BASHAM, TARELL

DE #52

Height: 6-4
Weight: 266
College: Ohio
Experience: 7th-year player in 2023

2022 games-starts: 7-0 (2-0 Dall.; 5-0 Tenn.)
Career games-starts: 82-18
Born: 3-18-94
Hometown: Rocky Mount, Va.
Acquired: UFA(Tenn.)'23

A seventh-year veteran with 82 games of NFL experience, Basham signed with the Bengals as an unrestricted free agent in April 2023 ... Joined Tennessee late in 2022 season and played in final five games for the Titans, after being released by Dallas in November ... Has 117 career tackles, 11 sacks and 13 TFLs, along with seven PDs, one INT, five FFs and two FRs ... Played in 60 straight regular-season contests from Week 7 of 2018 season-Week 1 of '22, before suffering a quad injury in the '22 season opener.

Career transactions: Selected by Indianapolis in third round of 2017 NFL Draft (80th overall) ... Signed with Colts on 5-19-17 ... Waived by Colts on 10-4-18 ... Acquired by N.Y. Jets on waivers from Colts on 10-5-18 ... Jets contract expired on 3-17-21; became unrestricted free agent ... Signed with Dallas as unrestricted free agent on 3-22-21 ... Waived by Cowboys on 11-29-22 ... Signed with Tennessee as free agent on 12-5-22 ... Titans contract expired on 3-15-23; became unrestricted free agent ... Signed with Bengals as unrestricted free agent on 4-5-23.

Pro career: 2017—Played in 15 games as a rookie for Indianapolis ... Recorded seven tackles, two sacks, one TFL and one FF ... Made NFL debut on Sept. 10 at L.A. Rams, playing 15 snaps ... Logged first career sack on Oct. 29 at Cincinnati, sacking QB Andy Dalton on third down in the fourth quarter to force a Bengals punt ... On Dec. 3 at Jacksonville, sacked QB Blake Bortles and forced a fumble in the second quarter, forcing the Jaguars into a third-and-16. **2018**—Played one game for Indianapolis, then was inactive for two games and waived on Oct. 4 ... Acquired on waivers by the N.Y. Jets and played in final 10 games, making one start ... For the season, totaled five tackles, along with three special teams stops ... Made first career start on Oct. 28 at Chicago, logging two solo tackles. **2019**—Played in 16 games with two starts for the N.Y. Jets ... Recorded 28 tackles (16 solos), with two sacks and three TFLs ... Added six PDs, one INT, one FR, five ST tackles and a blocked punt ... Had four tackles on Sept. 16 vs. Cleveland, including a 10-yard sack on QB Baker Mayfield in second quarter ... On Dec. 12 at Baltimore, sacked QB Lamar Jackson on second down in the fourth quarter, then two plays later blocked a Ravens punt that was recovered by the Jets and returned for a TD ... Notched first career INT on Dec. 22 vs. Pittsburgh, picking off QB Devlin Hodges in the first quarter ... Posted two tackles and recovered a fumble in the third quarter on Dec. 29 at Buffalo. **2020**—Played in 16 games with nine starts for the N.Y. Jets ...

Registered 33 tackles (17 solos), 3.5 sacks, five TFLs, three FFs and one PD ... Added three tackles on special teams ... Had two solo tackles on Oct. 18 at Miami, including a seven-yard sack on QB Ryan Fitzpatrick to force a Dolphins punt in the second quarter ... On Oct. 25 vs. Buffalo, sacked QB Josh Allen in the second quarter and forced a fumble that was recovered by the Jets, leading to a TD on the ensuing drive ... Logged five tackles, a sack and two FFs on Dec. 27 vs. Cleveland ... Dropped Browns QB Baker Mayfield in the fourth quarter and forced a fumble that was recovered by the Jets, leading to a FG four plays later. **2021**—Signed with Dallas as an unrestricted free agent in the offseason ... Played in all 17 games with six starts for the Cowboys ... Recorded 39 tackles (21 solos), 3.5 sacks, three TFLs, one FF and one FR ... Sacked Panthers QB Andy Dalton for seven-yard loss in final minute of second quarter on Oct. 3 vs. Carolina ... On Nov. 25 vs. Las Vegas, sacked QB Derek Carr and forced a fumble on the same play, leading to a Cowboys recovery in the second quarter ... Posted three solo tackles with a sack on Jan. 8 at Philadelphia, bringing down QB Gardner Minshew for loss of nine yards to force an Eagles punt in the fourth quarter ... Made postseason debut in Wild Card Playoff vs. San Francisco on Jan. 16, playing 23 defensive snaps. **2022**—Played two games for Dallas and five for Tennessee ... Suffered quad injury in Cowboys' season opener vs. Tampa Bay, then spent eight weeks on Reserve/Injured list ... Returned from R/I and played eight snaps on Nov. 13 at Green Bay, then was inactive for two games and waived on Nov. 29 ... Signed by Tennessee on Dec. 5 ... Recorded five tackles for the Titans, with one for a loss.

College: Played in 51 games (37 starts) in four-year career at Ohio University (2013-16) ... Totaled 158 tackles, with a program-record 29.5 sacks and 41.5 TFLs ... Also had six PBUs, five FFs and one FR ... Named Mid-American Conference Defensive Player of the Year as a senior in 2016, after posting 50 tackles with single-season school-record 11.5 sacks ... Led Ohio with 5.5 sacks as a junior in 2015.


High school/personal: Hometown is Rocky Mount, Va. ... Attended Franklin County High School in Rocky Mount, where he totaled 82 solo tackles and 16 sacks during four-year career ... Spent one postgraduate year at Hargrave Military Academy in Chatham, Va. ... Is the first member of his family to attend college ... First name is pronounced "tuh-RELL" and last name is pronounced "BASH-um."

TARELL BASHAM'S STATISTICS

YEAR	TEAM	G-S	DEFENSE						INTERCEPTIONS					SCORING							
			ST	AT	TT	SKS-YDS	PD	FF	FR-YDS	NO	YDS	AVG	LG	TD	TD	TD-IntRt	TD-FRRt	S	PTS		
2017	Indianapolis	15-0	5	2	7	2-22.0	0	1	0-0	0	0	—	—	0	—	—	—	—			
2018	Indianapolis	1-0	0	0	0	0-0	0	0	0-0	0	0	—	—	0	—	—	—	—			
	N.Y. Jets	10-1	4	1	5	0-0	0	0	0-0	0	0	—	—	0	—	—	—	—			
2019	N.Y. Jets	16-2	16	12	28	2-10	6	0	1-2	1	1	1.0	1	0	—	—	—	—			
2020	N.Y. Jets	16-9	17	16	33	3.5-22	1	3	0-0	0	0	—	—	0	—	—	—	—			
2021	Dallas	17-6	21	18	39	3.5-20	0	1	1-0	0	0	—	—	0	—	—	—	—			
2022	Dallas	2-0	0	0	0	0-0	0	0	0-0	0	0	—	—	0	—	—	—	—			
	Tennessee	5-0	1	4	5	0-0	0	0	0-0	0	0	—	—	0	—	—	—	—			
IND. TOTALS		16-0	5	2	7	2-22.0	0	1	0-0	0	0	—	—	0	—	—	—	—			
NYJ TOTALS		42-12	37	29	66	5.5-32	7	3	1-2	1	1	1.0	1	0	—	—	—	—			
DALL. TOTALS		19-6	21	18	39	3.5-20	0	1	1-0	0	0	—	—	0	—	—	—	—			
TENN. TOTALS		5-0	1	4	5	0-0	0	0	0-0	0	0	—	—	0	—	—	—	—			
CAREER		82-18	64	53	117	11-52	7	5	2-2	1	1	1.0	1	0	—	—	—	—			
YEAR	TEAM		SPECIAL TEAMS						KICKOFF RETURNS					PUNT RETURNS							
			ST	AT	TT	FF	FR-YDS	BP	BFG	BXP	NO	YDS	AVG	FC	LG	TD	NO	YDS	AVG	FC	LG
2017	Indianapolis		0	0	0	0	0-0	0	0	0	0	0	0	0	0	—	—	—	—	—	—
2018	Indianapolis		0	0	0	0	0-0	0	0	0	0	—	—	0	—	—	—	—	—	—	—
	N.Y. Jets		2	1	3	0	0-0	0	0	0	0	—	—	0	—	—	—	—	—	—	—
2019	N.Y. Jets		2	3	5	0	0-0	1	0	0	0	—	—	0	—	—	—	—	—	—	—
2020	N.Y. Jets		2	1	3	0	0-0	0	0	0	0	—	—	0	—	—	—	—	—	—	—
IND. TOTALS			0	0	0	0	0-0	0	0	0	1	0	0.0	0	0	—	—	—	—	—	—
NYJ TOTALS			6	5	11	0	0-0	1	0	0	0	0	—	0	—	—	—	—	—	—	—
CAREER			6	5	11	0	0-0	1	0	0	1	0	0.0	0	0	—	—	—	—	—	—

POSTSEASON																		
YEAR	TEAM	G-S	DEFENSE							INTERCEPTIONS					SCORING			
			ST	AT	TT	SKS-YDS	PD	FF	FR-YDS	NO	YDS	AVG	LG	TD	TD	TD-IntRt	TD-FRRt	S
2021	Dallas	1-0	0	0	0	0-0	0	0	0-0	—	—	—	—	—	—	—	—	—
CAREER		1-0	0	0	0	0-0	0	0	0-0	—	—	—	—	—	—	—	—	—

2022 GAME-BY-GAME															
DATE	OPPONENT	ST	AT	TT	DEFENSE					INTERCEPTIONS					
					SKS-YDS	INT-YDS	PD	FF	FR-YDS	NO	YDS	AVG	LG	TD	
Dallas															
9-11	TAMPA BAY	0	0	0	0-0	0-0	0	0	0-0	—	—	—	—	—	—
9-18	CINCINNATI				RESERVE / INJURED										
9-26	at N.Y. Giants				RESERVE / INJURED										
10-2	WASHINGTON				RESERVE / INJURED										
10-9	at L.A. Rams				RESERVE / INJURED										
10-16	at Philadelphia				RESERVE / INJURED										
10-23	DETROIT				RESERVE / INJURED										
10-30	CHICAGO				RESERVE / INJURED										
11-6	— BYE —														
11-13	at Green Bay	0	0	0	0-0	0-0	0	0	0-0	—	—	—	—	—	—
11-20	at Minnesota				INACTIVE										
11-24	N.Y. GIANTS				INACTIVE										
12-4	INDIANAPOLIS				NOT WITH AN NFL TEAM										
Tennessee															
12-11	JACKSONVILLE	0	1	1	0-0	0-0	0	0	0-0	—	—	—	—	—	—
12-18	at L.A. Chargers	0	2	2	0-0	0-0	0	0	0-0	—	—	—	—	—	—
12-24	HOUSTON	0	1	1	0-0	0-0	0	0	0-0	—	—	—	—	—	—
12-29	DALLAS	1	0	1	0-0	0-0	0	0	0-0	—	—	—	—	—	—
1-7	at Jacksonville	0	0	0	0-0	0-0	0	0	0-0	—	—	—	—	—	—
DALL. TOTALS		0	0	0	0-0	0-0	0	0	0-0	—	—	—	—	—	—
TENN. TOTALS		1	4	5	0-0	0-0	0	0	0-0	—	—	—	—	—	—
TOTALS		1	4	5	0-0	0-0	0	0	0-0	—	—	—	—	—	—



BATTLE, JORDAN

S #27

Height: 6-1
Weight: 210
College: Alabama
Experience: Rookie in 2023

2022 games-starts: 0-0
Career games-starts: 0-0
Born: 12-14-00
Hometown: Fort Lauderdale, Fla.
Acquired: D3'23

Twice named a third-team All-American as well as a first-team All-SEC selection, Battle was counted on to lead the Alabama secondary during the past three seasons ... Known as a rangy and versatile safety, he totaled 251 career tackles (141 solos), with 6.5 for loss and one sack, while also recording six INTs, 16 PDs and one FR ... Returned three of his six INTs for a TD ... Started 44 of 54 career contests, including each of his final 37 ... Selected a team captain for his senior campaign and was lauded by Bengals coaches for his high character shown during the draft process.

Career transactions: Selected by Cincinnati in third round of 2023 NFL Draft (95th overall) ... Signed by Bengals on 5-12-23.

Defensive coordinator Lou Anarumo says: "He's in position a lot to make plays. He's very rarely out of position. You can see him communicating, which is really important back there, and you can tell his teammates trust him. And then, the character is off the charts, so that's why he's so intriguing."

College highlights: Played in 54 games with 44 starts over four seasons (2019-22) at Alabama ... Started each of his final 37 games. **2022**—Selected a team captain ... Named a third-team All-American and first-team All-SEC by the Associated Press ... Started all 12 games at S ... Recorded 71 tackles (34 solos), one INT and three PDs ... Notched seven tackles on Oct. 15 at Tennessee and seven more on Nov. 5 at Louisiana State ... Grabbed an INT on Kansas State's opening drive of the Allstate Sugar Bowl (Dec. 31) and

finished with season-high nine tackles. **2021**—An AP third-team All-American and first-team All-SEC pick in his junior season ... Started all 15 games at S ... Totaled 84 tackles (50 solos), three INTs and six PDs ... Three picks tied for team lead and tied for fifth in the SEC ... Had two picks, including one returned 40 yards for a TD, to go with seven tackles on Oct. 16 at Mississippi State ... Had a game-sealing, 42-yard pick-six in SEC Championship Game on Dec. 4 vs. Georgia. **2020**—Started 12 of 13 games played for Crimson Tide team that won national championship ... Logged 66 tackles (39 solos), with three TFLs, one INT and five PDs ... 66 stops ranked third on the team ... Posted 11 tackles and a pass breakup on Oct. 10 at Ole Miss ... INT came on Nov. 21 vs. Kentucky and was returned 45 yards for a TD in the third quarter ... Had three assisted tackles in national title game on Jan. 11 vs. Ohio State. **2019**—Played in all 13 games with four starts as a true freshman ... Tallied 30 tackles (18 solos), two TFLs, one sack, one INT, two PDs and one FR ... Recorded an INT in collegiate debut on Aug. 31 vs. Duke ... Posted a sack resulting in four-yard loss on Sept. 14 at South Carolina.

High school: Attended St. Thomas Aquinas High School in Fort Lauderdale, Fla. ... Selected to the Under Armour All-America Game roster as a senior, when he recorded 27 tackles, one sack and three INTs ... Also lettered in basketball.

Personal: Hometown is Fort Lauderdale, Fla. ... Graduated from Alabama with a degree in business family and consumer sciences in December, 2022.



BOWERS, NICK

TE #82

Height: 6-4
Weight: 260
College: Penn State
Experience: 2nd-year player in 2023

2022 games-starts: 0-0
Career games-starts: 5-0
Born: 5-26-96
Hometown: Kittanning, Pa.
Acquired: FA'22

Bowers was signed to Cincinnati's practice squad after being waived by Las Vegas during 2022 final cuts ... Spent entire 2022 regular season on practice squad, before being elevated to active roster for Divisional Playoff game at Buffalo (inactive) ... Entered league as college free agent signee of Las Vegas in 2020 and spent rookie season on Raiders' practice squad ... Earned roster spot out of training camp for Las Vegas in 2021 and played in five games, primarily on special teams ... Two-time Academic All-Big Ten selection in three healthy seasons at Penn State (2017-19).

Career transactions: Signed with Las Vegas as college free agent on 5-5-20 ... Waived by Raiders on 9-5-20 ... Signed to Raiders practice squad on 9-6-20 ... Signed to Raiders roster on 1-5-21 (Reserve/Future) ... Received tender offer from Raiders on 3-7-22 ... Raiders contract expired on 3-16-22; became unsigned exclusive rights player ... Re-signed with Raiders as exclusive rights player on 4-11-22 ... Waived by Raiders on 8-28-22 ... Signed to Cincinnati practice squad on 9-1-22 ... Signed to Bengals roster on 1-31-23 (Reserve/Future).

Pro career: 2020—Spent entire rookie season on Las Vegas' practice squad after signing with the Raiders as a college free agent in the offseason. **2021**—Earned a roster spot for Las Vegas out of training camp ... Played in five games, recording no stats ... Inactive for first four games, before making NFL

debut on Oct. 10 vs. Chicago ... Suffered a neck injury on Oct. 17 against Denver that placed him on Reserve/Injured for seven weeks ... Returned on Dec. 20 at Cleveland and played three straight games, then was inactive for season finale and Wild Card Playoff at Cincinnati. **2022**—Played in four preseason games for Las Vegas, before being waived Aug. 28 ... Signed Sept. 1 to Cincinnati's practice squad, where he spent the entire season ... Elevated to active roster for Divisional Playoff at Buffalo (inactive).

College: Spent four seasons at Penn State (2016-19), but missed redshirt freshman campaign due to injury ... Selected to Academic All-Big Ten team in 2018 and '19 ... Played in 26 career games (two starts), catching 17 passes for 279 yards and five TDs ... Totaled career highs in receptions (10), receiving yards (214) and receiving TDs (three) as a senior in 2019.

High school/personal: Hometown is Kittanning, Pa. ... Attended Kittanning High School, where he also lettered in basketball and track and field ... Owns the school record in the shot put ... Was a team captain and first-team all-state selection in senior football season ... Graduated from Penn State in May 2019 with a bachelor's degree in labor and employment relations.

NOTE ABOUT NFL EXPERIENCE: Bowers did not earn an accrued year of experience toward NFL free agency in 2020 or '22.

NICK BOWERS' STATISTICS

YEAR	TEAM	G-S	RECEIVING					RUSHING					SCORING					
			NO	YDS	AVG	LG	TD	ATT	YDS	AVG	LG	TD	TD	TD-R	TD-P	TD-Rt	2-PtC	PTS
2020	Las Vegas	0-0	DID NOT PLAY*					DID NOT PLAY*					DID NOT PLAY*					
2021	Las Vegas	5-0	0	0	—	—	0	—	—	—	—	—	—	—	—	—	—	—
2022	Cincinnati	0-0	DID NOT PLAY*					DID NOT PLAY*					DID NOT PLAY*					
L.V. TOTALS		5-0	0	0	—	—	0	—	—	—	—	—	—	—	—	—	—	—
CIN. TOTALS		0-0	0	0	—	—	0	—	—	—	—	—	—	—	—	—	—	—
CAREER		5-0	0	0	—	—	0	—	—	—	—	—	—	—	—	—	—	—

POSTSEASON

YEAR	TEAM	G-S	RECEIVING					RUSHING					SCORING					
			NO	YDS	AVG	LG	TD	ATT	YDS	AVG	LG	TD	TD	TD-R	TD-P	TD-Rt	2-PtC	PTS
2021	Las Vegas	0-0	DID NOT PLAY*					DID NOT PLAY*					DID NOT PLAY*					
2022	Cincinnati	0-0	DID NOT PLAY*					DID NOT PLAY*					DID NOT PLAY*					
L.V. TOTALS		0-0	0	0	—	—	0	—	—	—	—	—	—	—	—	—	—	—
CIN. TOTALS		0-0	0	0	—	—	0	—	—	—	—	—	—	—	—	—	—	—
CAREER		0-0	0	0	—	—	0	—	—	—	—	—	—	—	—	—	—	—

* NOTE: In 2020, Bowers was on the practice squad for 15 regular-season games and on the practice squad/COVID-19 list for one regular-season game with Las Vegas. In 2021, he was inactive for one postseason game with Las Vegas. In 2022 with Cincinnati, he was on the practice squad for 16 regular-season games and two postseason games, and he was in active for one postseason game.



BOYD, TYLER

WR #83

Height: 6-2
Weight: 203
College: Pittsburgh
Experience: 8th-year player in 2023

2022 games-starts: 16-14
Career games-starts: 103-64
Born: 11-15-94
Hometown: Clairton, Pa.
Acquired: D2'16

A Bengals second-round pick in 2016, Boyd is considered among the top slot receivers in football ... Ranks fourth in team history in career receptions (446) ... After leading the Bengals in receptions each year from 2018-20, he has shared production with young WRs Ja'Marr Chase and Tee Higgins in '21 and '22, ranking third in receiving yards both seasons ... Caught 58 passes for 762 yards and five TDs in 2022 ... Has four TD catches of 50 or more yards since 2021, the second-most in the NFL behind Chase (six) ... Tallied 21 catches for 199 yards and a TD over the past two postseasons ... Posted 828 receiving yards and five TDs in 2021 ... One of eight Bengals ever to top 1000 receiving yards in consecutive seasons (1028 in 2018, 1046 in '19) ... Enters 2023 as Bengals' active leader in catches (446), receiving yards (5333) and receiving TDs (29).

Career transactions: Selected by Cincinnati in second round of 2016 NFL Draft (55th overall) ... Signed with Bengals on 5-16-16 ... Signed contract extension with Bengals on 7-23-19.

Pro career: 2016—Played all 16 games as a rookie and had 54 catches for 603 yards (11.2) and one TD ... His 22 third-down receptions were the most among NFL rookies (16 went for first downs) ... In NFL debut Sept. 11 at N.Y. Jets, caught two passes for 24 yards ... Saw increased action Nov. 20 vs. Buffalo, following injury to A.J. Green, and led team in receptions (six) and receiving yards (54), with his first NFL TD on a one-yard catch on a third-down play. **2017**—Played 10 games with one start ... Inactive for Games 2 and 14 (coaches' decision) and Games 6-9 (knee injury) ... Tallied 22 receptions for 225 yards and two TDs ... Limited by knee injury late in the season, but had a strong finish to the year, as 10 of his 22 receptions and 130 of his 225 receiving yards came in season's final two games ... Had season highs in catches (five) and receiving yards (91), with one TD, on Dec. 31 at Baltimore ... His TD against the Ravens was a 49-yarder on a fourth-and-12 from QB Andy Dalton with 44 seconds left that gave Bengals the lead and the eventual win; the victory vaulted Buffalo to a playoff berth, prompting Bills fans to donate more than an estimated \$100,000 to Boyd's charity of choice, the Western Pennsylvania Youth Athletic Association. **2018**—Played and started 14 games at WR ... Suffered right knee injury in Game 14 vs. Oakland, was inactive for Game 15 and placed on Reserve/Injured list prior to Game 16 ... Led team in catches (76) and receiving yards (1028), and tied for lead in TDs (seven) ... Had six catches for 132 yards and TD on Sept. 23 at Carolina ... Had season-high 11 catches Sept. 30 at Atlanta, including two fourth-down conversions on Bengals' final drive to set up game-winning TD ... Recorded first multi-TD game of career, with two Oct. 14 vs. Pittsburgh ... Logged season-high 138 receiving yards Oct. 28 vs. Tampa Bay ... Surpassed 1000-yard receiving mark on Dec. 16 vs. Oakland, but later left the game injured. **2019**—Played in 16 games (15 starts) ... Led team and had career highs in both receptions (90) and receiving yards (1046) ... His five TDs (all receiving) tied for the team lead with HB Joe Mixon ... Became just sixth Bengal ever to eclipse 1000 receiving yards in back-to-back seasons ... Caught 10 passes for 122 receiving yards on Sept. 15 vs. San Francisco, including 47-yarder on the first play of second drive to help set up TD ... On Oct. 6 vs. Arizona, had 123 yards on 10 catches, including game-tying 42-yard TD with 2:08 left ... Had five catches for 101 yards and TD on Nov. 24 vs. Pittsburgh, and grabbed 47-yard deep pass from QB Ryan Finley to set up his own 15-yard TD grab late in second quarter ... Caught nine passes for season-high 128 yards

and two TDs on Dec. 22 at Miami; both TDs came in the second half and helped Cincinnati overcome 23-point fourth-quarter deficit to force OT. **2020**—Played in 15 games (eight starts) ... Inactive for Game 15, due to concussion suffered previous game vs. Pittsburgh ... Had 841 receiving yards on team-high 79 catches, and scored four TDs ... Also rushed five times for 49 yards (9.8), and completed one of his two pass attempts (16 yards) ... On Sept 27 at Philadelphia, caught 10 passes for season-high 125 yards ... Tied career high with 11 catches (101 receiving yards and a TD) on Oct. 25 vs. Cleveland ... Also completed one pass for 16 yards vs. Cleveland ... Caught a career-long 72-yard TD on Dec. 6 at Miami ... Streak of 69 straight games with a catch came to an end on Dec. 21 vs. Pittsburgh, after he suffered a concussion in the first quarter. **2021**—Played in 16 regular-season games (10 starts) and all four postseason games (three starts) for AFC Champion Bengals ... Rested for season finale at Cleveland ... Posted 67 catches for 828 yards and five TDs during the regular season, and 15 catches for 110 yards and a TD in the postseason ... Caught nine passes for 118 yards on Sept. 30 vs. Jacksonville ... On Dec. 26 vs. Baltimore, caught three passes for 85 yards, including a 68-yard catch-and-run TD ... Caught a TD in the each of the final three regular-season games in which he played (Games 14-16), as well as in his first playoff game — a 10-yarder in the Wild Card Playoff vs. Las Vegas ... Started Super Bowl LVI against the L.A. Rams and had five catches for 48 yards. **2022**—Played in all 16 regular-season games (14 starts) and started all three postseason contests ... Caught 58 passes for 762 yards (13.1 avg.) and five TDs in the regular season ... Scored team's first TD of the season on Sept. 11 vs. Pittsburgh on a two-yard pass from QB Joe Burrow in the third quarter ... Had four catches for 105 yards, including a 56-yard catch and run for a TD on the final play of the first quarter, on Sept. 25 at the N.Y. Jets ... Caught eight passes for career-high 155 yards and a TD on Oct. 23 vs. Atlanta; TD was a 60-yarder two minutes into the first quarter to give Cincinnati an early 7-0 lead ... Had three catches, including a 13-yard TD grab in the fourth quarter, on Oct. 31 at Cleveland ... Caught a three-yard TD pass from Burrow in the third quarter on Dec. 18 at Tampa Bay to give the Bengals their first lead of the game ... Posted six catches for 89 yards in three postseason games ... In AFC Championship at Kansas City, caught two passes for 40 yards on second-quarter drive that ended in a Bengals FG, including a 16-yard reception on third-and-14.

College: Played three seasons (2013-15) at Pittsburgh with 38 games played (33 starts) ... Scored 23 TDs, including one rushing and one punt return ... Named first-team All-Atlantic Coast Conference (coaches and media) in each of last two seasons ... A true triple threat during Pitt career, he in 2015 became first NCAA player in eight years to log 20 or more yards each in receiving, rushing and passing in consecutive games ... Caught 91-for-926 (10.2) with six TDs in '15, and was team's second-leading rusher, at 40-for-349 (8.7).

High school/personal: Hometown is Clairton, Pa. (outside Pittsburgh) ... Communications major at Pittsburgh ... Was one of Pennsylvania's most highly recruited players after a prolific career at perennial Class A power Clairton High ... Playing multiple roles (RB, WR, QB, DB and PR), he set a career record for TDs (117) in the 10-county Western Pennsylvania Interscholastic Athletic League (WPIAL) ... Rushed for 2584 yards and 43 TDs as a senior ... Team went 63-1 in his high school career, including 48-0 in his three years as a starter ... Also lettered in basketball ... Has a daughter (Taylen).

TYLER BOYD'S STATISTICS

YEAR	TEAM	G-S	RECEIVING					RUSHING					SCORING					
			NO	YDS	AVG	LG	TD	ATT	YDS	AVG	LG	TD	TD	TD-R	TD-P	TD-Rt	2-Ptc	PTS
2016	Cincinnati	16-2	54	603	11.2	30	1	4	58	14.5	39	0	1	0	1	0	0	6
2017	Cincinnati	10-1	22	225	10.2	49t	2	0	0	—	—	0	2	0	2	0	0	12
2018	Cincinnati	14-14	76	1028	13.5	49	7	2	3	1.5	5	0	7	0	7	0	0	42
2019	Cincinnati	16-15	90	1046	11.6	47	5	4	23	5.8	10	0	5	0	5	0	0	30
2020	Cincinnati	15-8	79	841	10.6	72t	4	5	49	9.8	25	0	4	0	4	0	0	24
2021	Cincinnati	16-10	67	828	12.4	68t	5	2	22	11.0	14	0	5	0	5	0	0	30
2022	Cincinnati	16-14	58	762	13.1	60t	5	0	0	—	—	0	5	0	5	0	1	32
CAREER		103-64	446	5333	12.0	72t	29	17	155	9.1	39	0	29	0	29	0	1	176

		PASSING											
YEAR	TEAM	ATT	CMP	CMP%	YDS	YDS/ATT	TD	TD%	INT	INT%	LG	SKD-YDS	RAT
2018	Cincinnati	1	0	0.0	0	0.00	0	0.0	0	0.0	—	0-0	39.6
2020	Cincinnati	2	1	50.0	16	8.00	0	0-0	0	0-0	16	0-0	77.1
2021	Cincinnati	1	1	100.0	46	46.00	0	0-0	0	0-0	46	0-0	118.8
2022	Cincinnati	1	1	100.0	23	23.00	0	0-0	0	0-0	23	1-12	118.8
CAREER		5	3	60.0	85	17.00	0	0-0	0	0-0	46	1-12	104.2

		SPECIAL TEAMS							KICKOFF RETURNS					PUNT RETURNS							
YEAR	TEAM	ST	AT	TT	FF	FR-YDS	BP	BFG	BXP	NO	YDS	AVG	FC	LG	TD	NO	YDS	AVG	FC	LG	TD
2019	Cincinnati	—	—	—	—	—	—	—	—	—	—	—	—	—	—	1	-1	-1.0	0	-1	0
2021	Cincinnati	—	—	—	—	—	—	—	—	—	—	—	—	—	—	1	1	1.0	1	1	0
CAREER		—	—	—	—	—	—	—	—	—	—	—	—	—	—	2	0	0.0	1	1	0

RECEIVING SINGLE-GAME HIGHS: RECEPTIONS—11 (two times; most recently on 10-25-20 vs. Cleveland). YARDS—155 (10-23-22 vs. Atlanta). LONG—72t (12-6-20 at Miami). TOUCHDOWNS—2 (two times; most recently on 12-22-19 at Miami).

RUSHING SINGLE-GAME HIGHS: ATTEMPTS—2 (two times; most recently on 11-1-20 vs. Tennessee). YARDS—40 (12-11-16 at Cleveland). LONG—39 (12-11-16 at Cleveland). TOUCHDOWNS—(none).


POSTSEASON

		RECEIVING						RUSHING						SCORING					
YEAR	TEAM	G-S	NO	YDS	AVG	LG	TD	ATT	YDS	AVG	LG	TD	TD	TD-R	TD-P	TD-Rt	2-PtC	PTS	
2021	Cincinnati	4-3	15	110	7.3	16	1	1	3	3.0	3	0	1	0	1	0	0	6	
2022	Cincinnati	3-3	6	89	14.8	24	0	0	0	—	—	0	0	0	0	0	0	0	
CAREER		7-6	21	199	9.5	24	1	1	3	3.0	3	0	1	0	1	0	0	6	

CAREER GAME-BY-GAME

		RECEIVING						RUSHING					
DATE	OPPONENT	NO	YDS	AVG	LG	TD	ATT	YDS	AVG	LG	TD		
2016 / CINCINNATI													
9-11	at N.Y. Jets	2	24	12.0	14	0	0	0	—	—	0		
9-18	at Pittsburgh	6	78	13.0	29	0	0	0	—	—	0		
9-25	DENVER	3	18	6.0	9	0	0	0	—	—	0		
9-29	MIAMI	1	10	10.0	10	0	0	0	—	—	0		
10-9	at Dallas	3	33	11.0	20	0	0	0	—	—	0		
10-16	at New England	4	79	19.8	30	0	0	0	—	—	0		
10-23	CLEVELAND	1	3	3.0	3	0	0	0	—	—	0		
10-30	WASHINGTON (London)	5	38	7.6	9	0	1	3	3.0	3	0		
11-6	— BYE —												
11-14	at N.Y. Giants	2	12	6.0	11	0	0	0	—	—	0		
11-20	BUFFALO	6	54	9.0	13	1	0	0	—	—	0		
11-27	at Baltimore	5	62	12.4	22	0	0	0	—	—	0		
12-4	PHILADELPHIA	4	66	16.5	29	0	0	0	—	—	0		
12-11	at Cleveland	6	49	8.2	11	0	2	40	20.0	39	0		
12-18	PITTSBURGH	2	13	6.5	8	0	0	0	—	—	0		
12-24	at Houston	2	25	12.5	21	0	0	0	—	—	0		
1-1	BALTIMORE	2	39	19.5	26	0	1	15	15.0	15	0		
2017 / CINCINNATI													
9-10	BALTIMORE	1	11	11.0	11	0	0	0	—	—	0		
9-14	HOUSTON			INACTIVE					INACTIVE		0		
9-24	at Green Bay	1	11	11.0	11	0	0	0	—	—	0		
10-1	at Cleveland	2	15	7.5	9	0	0	0	—	—	0		
10-8	BUFFALO	2	6	3.0	5	0	0	0	—	—	0		
10-15	— BYE —												
10-22	at Pittsburgh			INACTIVE					INACTIVE				
10-29	INDIANAPOLIS			INACTIVE					INACTIVE				
11-5	at Jacksonville			INACTIVE					INACTIVE				
11-12	at Tennessee			INACTIVE					INACTIVE				
11-19	at Denver	1	5	5.0	5	0	0	0	—	—	0		
11-26	CLEVELAND	2	17	8.5	9	1	0	0	—	—	0		
12-4	PITTSBURGH	2	15	7.5	12	0	0	0	—	—	0		
12-10	CHICAGO	1	15	15.0	15	0	0	0	—	—	0		
12-17	at Minnesota			INACTIVE					INACTIVE				
12-24	DETROIT	5	39	7.8	10	0	0	0	—	—	0		
12-31	at Baltimore	5	91	18.2	49t	1	0	0	—	—	0		
2018 / CINCINNATI													
9-9	at Indianapolis	3	26	8.7	17	0	0	0	—	—	0		
9-13	BALTIMORE	6	91	15.2	27	1	0	0	—	—	0		
9-23	at Carolina	6	132	22.0	49	1	1	5	5.0	5	0		
9-30	at Atlanta	11	100	9.1	13	0	0	0	—	—	0		
10-7	MIAMI	4	44	11.0	31	0	0	0	—	—	0		
10-14	PITTSBURGH	7	62	8.9	16	2	0	0	—	—	0		
10-21	at Kansas City	3	27	9.0	13	0	0	0	—	—	0		
10-28	TAMPA BAY	9	138	15.3	28	1	1	-2	-2.0	-2	0		
11-4	— BYE —												
11-11	NEW ORLEANS	3	65	21.7	26	0	0	0	—	—	0		
11-18	at Baltimore	4	71	17.8	32	0	0	0	—	—	0		
11-25	CLEVELAND	7	85	12.1	28t	1	0	0	—	—	0		
12-2	DENVER	6	97	16.2	23	0	0	0	—	—	0		
12-9	at L.A. Chargers	3	52	17.3	20	0	0	0	—	—	0		
12-16	OAKLAND	4	38	9.5	21	1	0	0	—	—	0		
12-23	at Cleveland			INACTIVE					INACTIVE				
12-30	at Pittsburgh			RESERVE / INJURED					RESERVE / INJURED				

DATE	OPPONENT	RECEIVING					RUSHING				
		NO	YDS	AVG	LG	TD	ATT	YDS	AVG	LG	TD
2019 / CINCINNATI											
9-8	at Seattle	8	60	7.5	14	0	1	3	3.0	3	0
9-15	SAN FRANCISCO	10	122	12.2	47	0	0	0	—	—	0
9-22	at Buffalo	6	68	11.3	26	0	0	0	—	—	0
9-30	at Pittsburgh	3	33	11.0	15	0	0	0	—	—	0
10-6	ARIZONA	10	123	12.3	42t	1	0	0	—	—	0
10-13	at Baltimore	3	10	3.3	5	0	0	0	—	—	0
10-20	JACKSONVILLE	5	55	11.0	19	0	0	0	—	—	0
10-27	L.A. Rams (London)	6	65	10.8	22	0	1	3	3.0	3	0
11-3	— BYE —										
11-10	BALTIMORE	6	62	10.3	24	0	0	0	—	—	0
11-17	at Oakland	1	0	0.0	0	0	1	10	10.0	10	0
11-24	PITTSBURGH	5	101	20.2	47	1	0	0	—	—	0
12-1	N.Y. JETS	5	59	11.8	17t	1	0	0	—	—	0
12-8	at Cleveland	5	75	15.0	21	0	1	7	7.0	7	0
12-15	NEW ENGLAND	3	26	8.7	16	0	0	0	—	—	0
12-22	at Miami	9	128	14.2	34t	2	0	0	—	—	0
12-29	CLEVELAND	5	59	11.8	22	0	0	0	—	—	0
2020 / CINCINNATI											
9-13	L.A. CHARGERS	4	33	8.3	11	0	0	0	—	—	0
9-17	at Cleveland	7	72	10.3	17	1	0	0	—	—	0
9-27	at Philadelphia	10	125	12.5	25	0	0	0	—	—	0
10-4	JACKSONVILLE	7	90	12.9	20	0	1	4	4.0	4	0
10-11	at Baltimore	4	42	10.5	14	0	0	0	—	—	0
10-18	at Indianapolis	5	54	10.8	23	0	1	25	25.0	25	0
10-25	CLEVELAND	11	101	9.2	16	1	0	0	—	—	0
11-1	TENNESSEE	6	67	11.2	18	1	2	9	4.5	5	0
11-8	— BYE —										
11-15	at Pittsburgh	6	41	6.8	20	0	0	0	—	—	0
11-22	at Washington	9	85	9.4	14	0	0	0	—	—	0
11-29	N.Y. GIANTS	3	15	5.0	9	0	0	0	—	—	0
12-6	at Miami	1	72	72.0	72t	1	0	0	—	—	0
12-13	DALLAS	5	43	8.6	21	0	0	0	—	—	0
12-21	PITTSBURGH	0	0	—	—	0	0	0	—	—	0
12-27	at Houston			INACTIVE					INACTIVE		
1-3	BALTIMORE	1	1	1.0	1	0	1	11	11.0	11	0
2021 / CINCINNATI											
9-12	MINNESOTA	3	32	10.7	18	0	0	0	—	—	0
9-19	at Chicago	7	73	10.4	22	0	0	0	—	—	0
9-26	at Pittsburgh	4	36	9.0	17t	1	0	0	—	—	0
9-30	JACKSONVILLE	9	118	13.1	33	0	0	0	—	—	0
10-10	GREEN BAY	4	24	6.0	9	0	0	0	—	—	0
10-17	at Detroit	1	7	7.0	7	0	0	0	—	—	0
10-24	at Baltimore	4	39	9.8	25	0	0	0	—	—	0
10-31	at N.Y. Jets	5	69	13.8	21	1	0	0	—	—	0
11-7	CLEVELAND	1	11	11.0	11	0	0	0	—	—	0
11-14	— BYE —										
11-21	at Las Vegas	6	49	8.2	14	0	1	14	14.0	14	0
11-28	PITTSBURGH	2	13	6.5	9	0	0	0	—	—	0
12-5	L.A. CHARGERS	5	85	17.0	32	0	0	0	—	—	0
12-12	SAN FRANCISCO	4	55	13.8	29	0	1	8	8.0	8	0
12-19	at Denver	5	96	19.2	56t	1	0	0	—	—	0
12-26	BALTIMORE	3	85	28.3	68t	1	0	0	—	—	0
1-2	KANSAS CITY	4	36	9.0	17	1	0	0	—	—	0
1-9	at Cleveland			DID NOT PLAY					DID NOT PLAY		
Postseason											
1-15	LAS VEGAS	4	26	6.5	10t	1	1	3	3.0	3	0
1-22	at Tennessee	2	17	8.5	10	0	0	0	—	—	0
1-30	at Kansas City	4	19	4.8	9	0	0	0	—	—	0
2-13	L.A. RAMS	5	48	9.6	16	0	0	0	—	—	0
2022 / CINCINNATI											
9-11	PITTSBURGH	4	33	8.3	22	1	0	0	—	—	0
9-18	at Dallas	2	17	8.5	16	0	0	0	—	—	0
9-25	at N.Y. Jets	4	105	26.3	56t	1	0	0	—	—	0
9-29	MIAMI	2	47	23.5	43	0	0	0	—	—	0
10-9	at Baltimore	3	32	10.7	18	0	0	0	—	—	0
10-16	at New Orleans	6	66	11.0	21	0	0	0	—	—	0
10-23	ATLANTA	8	155	19.4	60t	1	0	0	—	—	0
10-31	at Cleveland	3	38	12.7	14	1	0	0	—	—	0
11-6	CAROLINA	5	44	8.8	15	0	0	0	—	—	0
11-13	— BYE —										
11-20	at Pittsburgh	2	42	21.0	27	0	0	0	—	—	0
11-27	at Tennessee	2	16	8.0	9	0	0	0	—	—	0
12-4	KANSAS CITY	4	60	15.0	19	0	0	0	—	—	0
12-11	CLEVELAND	0	0	—	—	0	0	0	—	—	0
12-18	at Tampa Bay	5	35	7.0	13	1	0	0	—	—	0
12-24	at New England	3	21	7.0	10	0	0	0	—	—	0
1-2	BUFFALO			(GAME CANCELED)					(GAME CANCELED)		
1-8	BALTIMORE	5	51	10.2	22	0	0	0	—	—	0
Postseason											
1-15	BALTIMORE	3	26	8.7	11	0	0	0	—	—	0
1-22	at Buffalo	1	23	23.0	23	0	0	0	—	—	0
1-29	at Kansas City	2	40	20.0	24	0	0	0	—	—	0



BROOKS, LARRY

S #40

Height: 6-0
Weight: 204
College: Tulane
Experience: Rookie in 2023

2022 games-starts: 0-0
Career games-starts: 0-0
Born: 9-30-00
Hometown: Fort Worth, Texas
Acquired: CFA'23

A college free agent signee in May, Brooks earned All-American Athletic Conference Honorable Mention last season at Tulane ... Played in 60 games over five-year career (2018-22) with the Green Wave ... Showcased strong ability to create turnovers, with nine INTs, three FFs and two FRs ... Also tallied 216 tackles, with three for losses, and 21 PDs ... His four INTs in 2019 led Tulane and ranked second in the AAC.


Career transactions: Signed with Cincinnati as college free agent on 5-12-23.

College highlights: Played in 60 games with 31 starts in five seasons (2018-22) at Tulane ... Totaled 216 tackles (161 solos), with three TFLs, nine INTs, 21 PDs, three FFs and two FRs. **2022**—Started all 14 games at S ... Named All-AAC Honorable Mention ... Recorded 91 tackles (63 solos), one TFL, two INTs, five PDs and two FFs ... Posted seven tackles and a FF in season-opener vs. Massachusetts on Sept. 3 ... Had seven stops and grabbed an INT on Oct. 22 ... Logged 17 combined tackles in final two games, helping Tulane win AAC Championship (Dec. 3 vs. Central Florida) and Cotton Bowl (Jan. 2 vs. Southern Cal). **2021**—Played in 11 games with five starts at S ... Amassed 40 tackles (33 solos) and two PDs. **2020**—Played in all 12 contests, starting 11 at S

... Had 58 tackles (46 solos), three INTs, six PDs, one FF and two FRs ... Registered career-high tying 11 tackles along with a pass breakup and a FR on Oct. 16 vs. Southern Methodist ... Stuffed the stat sheet with nine tackles, an INT, a FF and a FR on Nov. 19 at Tulsa ... Recorded an INT in three consecutive games (Nov. 14 vs. Army, Nov. 19 at Tulsa, Dec. 5 vs. Memphis). **2019**—Played in 12 games, making one start ... Had 25 tackles (18 solos), four INTs and eight PDs ... Four INTs led Tulane and ranked second in AAC ... Grabbed first two career INTs on Sept. 14 vs. Missouri State ... Finished season with INTs in back-to-back games at Southern Methodist (Nov. 30) and against Southern Mississippi (Jan. 4). **2018**—Saw action in 11 games as a true freshman, logging two tackles.

High school: Attended Kennedale High School in Kennedale, Texas ... Earned Texas Class 4A Honorable Mention All-State honors by the Texas Associated Press Sports Editors ... As a senior, recorded 146 tackles, with 13 for losses and two sacks, along with three INTs, one FF, three FRs and a blocked FG ... Also lettered in track and field.

Personal: Hometown is Fort Worth, Texas ... Earned bachelor's degree in health and wellness from Tulane in 2022.



BROWN, BEN

C #62

Height: 6-5
Weight: 312
College: Mississippi
Experience: 2nd-year player in 2023

2022 games-starts: 0-0
Career games-starts: 0-0
Born: 5-19-98
Hometown: Vicksburg, Miss.
Acquired: CFA'22

Brown spent his rookie season in 2022 on the Reserve/Injured list after suffering a biceps injury during training camp ... Originally joined the team as a college free agent signee in May of '22 ... A native of Vicksburg, Miss., he spent four seasons (2018-21) at Mississippi, starting all 40 games he appeared in ... Lined up at RG and C during his college career ... Listed as a C by the Bengals ... Allowed just one sack in 673 pass blocks over his final two seasons (2020-21) ... Key member of explosive offense at Ole Miss that ranked in the top 25 nationally in total offense, rushing yards per game and passing yards per game in 2021.

Career transactions: Signed with Cincinnati as college free agent on 5-13-22.

Pro career: 2022—Played 34 snaps at center in the first preseason contest against Arizona before suffering a biceps injury ... Was placed on the Reserve/Injured list and missed the entire regular season and postseason.

College: Played four seasons (2018-21) at the University of Mississippi after redshirting his freshman year in 2017 ... Started all 40 games played, playing three seasons at RG and one (2020) at C ... Suffered season-ending injury after starting first six games as a senior ... Played 816 offensive snaps in 10 starts at C as a junior ... Named to watch list for the Rimington Trophy, awarded annually to the nation's best center ... Earned SEC All-Freshman Team honors after starting all 12 contests at RG in 2018 ... Blocked for a passing

offense that ranked fifth in the country in passing yards per game (346.4) and ninth in total yards per game (510.5) ... redshirted as a freshman in 2017.

High school/personal: Hometown is Vicksburg, Miss. ... Attended St. Aloysius High School in Vicksburg ... Started all 12 games as an offensive and defensive lineman his senior year ... Lettered in four sports (football, basketball, track and power lifting) ... Graduated from Mississippi with a degree in exercise science in December 2020 ... Father, Tim, and multiple other family members played football at Ole Miss.

BEN BROWN'S STATISTICS

GAMES-STARTS			
YEAR	TEAM	GAMES	STARTS
2022	Cincinnati.....	*DID NOT PLAY	
CAREER		0	0

POSTSEASON

GAMES-STARTS			
YEAR	TEAM	GAMES	STARTS
2022	Cincinnati.....	*DID NOT PLAY	
CAREER		0	0

* NOTE: Brown was on the Reserve/Injured list for 16 regular-season games and three postseason games with Cincinnati in 2022.



BROWN, CHASE

HB #30

Height: 5-10
Weight: 211
College: Illinois
Experience: Rookie in 2023

2022 games-starts: 0-0
Career games-starts: 0-0
Born: 3-21-00
Hometown: London, Ontario (Canada)
Acquired: D5'23

The Bengals' fifth-round draft pick in 2023 brings explosiveness and versatility to the HB room ... Brown put together an impressive career at the University of Illinois that included back-to-back 1000-yard rushing seasons in 2021 and '22 ... He was a finalist for the Doak Walker Award (nation's top running back) and an AP second-team All-American in 2022, when his 1643 rushing yards ranked fourth in the nation and second in the Big Ten ... A native of London, Ontario (Canada), he played his true freshman season at Western Michigan University before transferring to Illinois ... Twin brother, Sydney Brown, played DB at Illinois and was also drafted in 2023 (Philadelphia Eagles, third round).

Career transactions: Selected by Cincinnati in fifth round of 2023 NFL Draft (163rd overall) ... Signed by Bengals on 5-12-23.

Running backs coach Justin Hill says: "You see speed, you see vision and he's got good patience as a runner. He's a really good ball carrier. But what separated him from everybody else to me was when you have a conversation with him. He's an extremely high-character guy with a high football IQ."

College: Played in 34 games with 27 starts in four-year career at Illinois (2019-22) ... Totaled 605 rushing attempts for 3206 yards (5.3 average) and 18 TDs ... Caught 48 passes for 446 yards (9.3 avg.) and three TDs ... Had five KORs for 77 yards ... Transferred to Illinois in 2019 after spending '18 season at Western Michigan. **2022**—Played in 12 games (all starts) ... Earned AP second-team All-America and second-team All-Big Ten honors ... First Doak Walker Award finalist in Illinois program history (awarded to nation's top running back) ... Rushed for 1643 yards on 328 attempts (5.0 avg.) with 10 TDs ... Ranked fourth in the nation in rushing yards and third in rushing yards per game (136.9) ... Rushed for 100-plus yards in Illinois-record 10 straight games ... Became third

player in program history to record 1000 rushing yards in consecutive seasons ... Also had 27 catches for 240 yards and three TDs. **2021**—Played in 10 games (nine starts) ... AP third-team All-Big Ten selection ... Had 170 carries for 1005 yards (5.9 avg.) and five TDs ... Ranked seventh in Big Ten in rushing yards and third in rushing yards per game (100.5) ... Caught 14 passes for 142 yards (10.1 avg.) ... Rushed for career-high 257 yards on Oct. 2 vs. Charlotte, the fourth-most in a game in program history ... Posted 233 rushing yards and a TD on 33 carries to help Illinois win longest game in college football history on Oct. 23 at Penn State (nine OTs) ... Became third player in program history with multiple games of 200 or more rushing yards in a single season. **2020**—Played in eight games with six starts ... AP third-team All-Big Ten ... Rushed for 540 yards and three TDs on 104 attempts (5.2 avg.) ... Caught seven passes for 64 yards, and had four KORs for 62 yards ... Rushed for 100-plus yards in consecutive road games on Nov. 14 at Rutgers (131) and Nov. 21 at Nebraska (110). **2019**—Transferred to Illinois, where he played four games before redshirting for remainder of the season ... Had three rushing attempts for 18 yards. **2018**—Played in all 13 games as a true freshman at Western Michigan ... Had 71 carries for 352 yards (5.0 avg.) ... Caught 10 passes for 75 yards and recorded 12 KORs for 227 yards (18.9 avg.) ... Totaled season-high 15 rushing attempts for 52 yards on Nov. 1 vs. Ohio.

High school: Attended Saint Stephen's Episcopal School in Bradenton, Fla., where he finished his career as the school's all-time leading rusher ... Ran for 1508 yards on 98 carries (15.9 avg.) and 27 TDs as a senior in 2017, earning second-team all-state honors ... Also lettered in track and field ... Anchored the state-champion 400-meter relay and holds school record in the 100-meter dash.

Personal: Hometown is London, Ontario (Canada) ... Twin brother, Sydney Brown, played DB at Illinois and was selected by the Philadelphia Eagles in the third round of the 2023 NFL Draft ... Majored in communication at Illinois.



BROWN, ORLANDO, JR.

OT #75

Height: 6-8
Weight: 345
College: Oklahoma
Experience: 6th-year player in 2023

2022 games-starts: 17-17
Career games-starts: 81-75
Born: 5-2-96
Hometown: Baltimore, Md.
Acquired: UFA(K.C.)'23

Perhaps the headliner of Cincinnati's 2023 free agent acquisitions, Brown is a four-time Pro Bowler and is in his sixth NFL season ... A former third-round draft pick of Baltimore in 2018, he spent his first three seasons with the Ravens ('18-20), then played the past two with Kansas City ('21-22) ... Made his first 32 career starts at ROT for the Ravens, then transitioned to LOT midway through the 2020 season and has started his past 43 contests at that spot ... Played 100 percent of offensive snaps during the 2022 postseason, helping the Chiefs win Super Bowl LVII ... Key member of offensive lines that protected QBs Lamar Jackson (2019) and Patrick Mahomes ('22) in their MVP seasons ... Father, Orlando Brown Sr., played nine NFL seasons (1994-99, 2003-05), spending time with the Cleveland Browns and Baltimore Ravens.

Career transactions: Selected by Baltimore in third round of 2018 NFL Draft (83rd overall) ... Signed with Ravens on 5-17-18 ... Acquired by Kansas City in trade with Ravens on 4-23-21 ... Named by Chiefs as designated franchise player on 3-8-22 ... Chiefs contract expired on 3-16-22 (remained under tender) ... Re-signed with Chiefs as designated franchise player on 8-2-22 ... Chiefs contract expired on 3-15-23; became unrestricted free agent ... Signed with Cincinnati as unrestricted free agent on 3-17-23.

Pro career: 2018—Played in 16 games with 10 starts at ROT as a rookie for Baltimore ... Helped Ravens rank second in the NFL in rushing yards per game (152.6) while allowing the sixth-fewest sacks in the league (32) ... Made NFL debut on Sept. 9 vs. Buffalo ... Made first career start on Oct. 21 vs. New Orleans, playing every offensive snap ... Started 10 consecutive games to close out regular season ... Made postseason debut in Wild Card Playoff on Jan. 6 vs. L.A. Chargers, starting at ROT. **2019**—Started all 16 games at ROT for Baltimore ... Played 1104 offensive snaps during the regular season (100 percent), tied for team lead ... Blocked for Ravens offense that set an NFL record for total rushing yards (3296), led the NFL in rushing yards per game (206.0) and points per game (33.2), and ranked second in total yards (407.6) ... Protected QB Lamar Jackson, who totaled 3127 passing yards and 1206 rushing yards en route to winning NFL MVP honors ... Started Divisional Playoff on Jan. 11 vs. Tennessee. **2020**—Started all 16 games for Baltimore, with first seven at ROT and final nine at LOT ... Played a team-high 1026 offensive snaps (100 percent) ... Helped Ravens offense lead the NFL in rushing yards per game (191.6) and rank seventh in points per game (29.3) ... Blocked for QB Lamar Jackson and RB J.K. Dobbins, who each rushed for over 800 yards ... Started at LOT in two postseason contests. **2021**—Started 16 games at LOT for Kansas City ... Active/DNP in Week 17 game at Cincinnati ... Helped Chiefs offense rank third in NFL in total yards per game (396.8) and fourth in passing yards per game (281.8) ... Protected QB Patrick Mahomes, who ranked in the top five leaguewide in completions (436, third), passing yards (4839, fourth) and passing TDs (37, tied for fourth) ... Started three postseason games at LOT. **2022**—Started all 17 games at LOT for Kansas City ... Blocked for offense that led the NFL in total

yards per game (413.6), yards per play (6.4), first downs per game (24.0) and passing yards per game (297.8), while allowing 26 sacks (third-fewest in NFL) ... Helped protect NFL MVP QB Patrick Mahomes, who led the league in passing yards (5250) and passing TDs (41) ... Played 100 percent of offensive snaps (194) in three postseason contests, including 55 in Super Bowl LVII.

Pro bowl participation: Selected to four games (2019-22) ... Named a starter for the AFC at tackle in 2021 and '22 ... Did not play in 2022 season game, as Chiefs advanced to Super Bowl LVII.

College: Spent three seasons (2015-17) at Oklahoma, starting all 40 games in his career ... Named Big 12 Offensive Lineman of the Year in 2016 and '17 ... Earned first-team All-American honors in 2017 and second-team accolades in '16 ... First-team All-Big 12 selection in 2016 and '17 ... Finalist for the Outland Trophy in 2017 (awarded to best college football interior lineman).


High school/personal: Hometown is Baltimore, Md. ... Attended Peachtree Ridge High School in Suwanee, Ga. ... Named a second-team All-USA by USA Today in 2013 ... Late father, Orlando "Zeus" Brown Sr., was an offensive tackle for the Cleveland Browns (1993-95, 1999) and Baltimore Ravens ('96-98, 2003-06) ... Threw the honorary first pitch for the Cincinnati Reds at Great American Ballpark on April 25 ... Majored in human relations at Oklahoma.

ORLANDO BROWN JR.'S STATISTICS

GAMES-STARTS			
YEAR	TEAM	GAMES	STARTS
2018	Baltimore	16	10
2019	Baltimore	16	16
2020	Baltimore	16	16
2021	Kansas City	16	16
2022	Kansas City	17	17
BALT. TOTALS		48	42
K.C. TOTALS		33	33
CAREER		81	75

POSTSEASON

GAMES-STARTS			
YEAR	TEAM	GAMES	STARTS
2018	Baltimore	1	1
2019	Baltimore	1	1
2020	Baltimore	2	2
2021	Kansas City	3	3
2022	Kansas City	3	3
BALT. TOTALS		4	4
K.C. TOTALS		6	6
CAREER		10	10



BROWNING, JAKE

QB #6

Height: 6-2
Weight: 209
College: Washington
Experience: 1st-year player in 2023

2022 games-starts: 0-0
Career games-starts: 0-0
Born: 4-11-96
Hometown: Folsom, Calif.
Acquired: FA'21

Browning has spent each of the past two seasons on Cincinnati's practice squad, after joining the Bengals just before the start of the 2021 campaign ... Has not yet seen game action in the NFL ... Originally a college free agent signee of Minnesota in 2019, and spent his first two NFL seasons ('19-20) on the Vikings' practice squad ... Played collegiately at the University of Washington, and left with numerous school records, including career passing attempts (1483), completions (958), yards (12,296) and TDs (94) ... Teammate of Bengals OT Jonah Williams at Folsom (Calif.) High School, where he set California prep records for career pass attempts (1708), completions (1191), yards (16,775) and TDs (229).

Career transactions: Signed with Minnesota as college free agent on 5-3-19 ... Waived by Vikings on 8-31-19 ... Signed to Vikings practice squad on 9-1-19 ... Signed to Vikings roster on 1-13-20 (Reserve/Future) ... Waived by Vikings on 9-5-20 ... Signed to Vikings practice squad on 9-6-20 ... Signed to Vikings roster on 1-4-21 (Reserve/Future) ... Waived by Vikings on 8-31-21 ... Signed to Cincinnati practice squad on 9-7-21 ... Signed to Bengals roster on 2-15-22 ... Waived by Bengals on 8-30-22 ... Signed to Bengals practice squad on 8-31-22 ... Signed to Bengals roster on 1-31-23 (Reserve/Future).

Pro career: 2019—Did not play as a rookie ... Spent entire season on Minnesota's practice squad. **2020**—Did not play ... Spent entire season on Minnesota's practice squad. **2021**—Did not play ... Spent offseason with Minnesota, then was waived at final cuts and joined Cincinnati's practice squad just before the start of the regular season ... On Bengals' practice squad for the entire regular season, as well as the team's postseason run to Super Bowl LVI.

2022—Spent entire season on Cincinnati's practice squad, listed as the No. 3 QB on the depth chart ... Elevated to the active roster for regular-season finale vs. Baltimore and AFC Championship at Kansas City, but was inactive for both contests ... Impressed in the preseason, completing 65.6 percent of his passes (42 of 64) for 452 yards and a TD in three games.

College: Spent four seasons (2015-18) at the University of Washington ... Four-year starter, who started 53 of 54 possible games in his career ... His 39 wins as a starter set school and Pac-12 records ... Left Washington with numerous school records, including career passing attempts (1483), completions (958), yards (12,296) and TDs (94) ... Finished sixth in Heisman Trophy voting as a sophomore in 2016.

High school/personal: Hometown Folsom, Calif. (outside Sacramento) ... Attended Folsom High School, where he put together one of the most decorated prep football careers in state history ... Set California prep records for career pass attempts (1708), completions (1191), yards (16,775) and TDs (229) ... Tied national record with 91 TDs as a senior ... Set California's single-season passing yards record as a junior (5737), before breaking his own record as a senior (5790) ... Named Gatorade California Player of the Year in both junior and senior seasons, and was Division I Player of the Year in California as a senior ... Teammates at Folsom High with Bengals OT Jonah Williams ... Finance major at Washington.

NOTE ABOUT NFL EXPERIENCE: Browning did not earn an accrued year of experience toward NFL free agency in 2019, '20, '21 or '22.


JAKE BROWNING'S STATISTICS

YEAR	TEAM	G-S	PASSING											
			ATT	CMP	CMP%	YDS	YDS/ATT	TD	TD%	INT	INT%	LG	SKD-YDS	RAT
2019	Minnesota	0-0												
2020	Minnesota	0-0												
2021	Cincinnati	0-0												
2022	Cincinnati	0-0												
CAREER		0-0	0	0	—	0	—	0	—	0	—	—	0-0	—

POSTSEASON

YEAR	TEAM	G-S	PASSING											
			ATT	CMP	CMP%	YDS	YDS/ATT	TD	TD%	INT	INT%	LG	SKD-YDS	RAT
2021	Cincinnati	0-0												
2022	Cincinnati	0-0												
CAREER		0-0	0	0	—	0	—	0	—	0	—	—	0-0	—

* NOTE: Browning was on the practice squad for 16 regular-season games and two postseason games with Minnesota in 2019. In 2020 with the Vikings, he was on the practice for 16 regular-season games. In 2021 with Cincinnati, he was on the practice squad for 15 regular-season games and four postseason games, inactive for one regular-season game, and active/DNP for one regular-season game. In 2022 with Cincinnati, he was on the practice squad for 15 regular-season games and two postseason games, and he was inactive for one regular-season game and one postseason game.

**BURROW, JOE****QB #9**

Height: 6-4
Weight: 215
College: Louisiana State
Experience: 4th-year player in 2023

2022 games-starts: 16-16
Career games-starts: 42-42
Born: 12-10-96
Hometown: Athens, Ohio
Acquired: D1'20

The No. 1 overall draft pick in the 2020 draft, Burrow has re-written the Bengals' record books over the past two seasons and led Cincinnati to back-to-back AFC North Division titles as well as consecutive appearances in the AFC Championship ... Holds the team's single-season records for pass attempts (606; 2022), completions (414; '22), passing yards (4611; '21), TD passes (35; '22) and passer rating (108.3; '21) ... Also is the Bengals' postseason career leader in pass attempts (251), completions (169), completion percentage (67.33), passing yards (1826) and passer rating (93.8) ... An MVP candidate in 2022 who missed three weeks during training camp while recovering from an emergency surgery to remove his appendix ... Finished the '22 regular season tied for second in the NFL in passing TDs (35), while ranking fifth in completions (414), fifth in passing yards (4475) and sixth in passer rating (100.8) ... Earned first career Pro Bowl selection in '22 and was voted the FedEx Air Player of the Year ... Tied for the second-fewest games in NFL history to reach 1000 career completions (41) ... Tied for the fourth-fewest games in NFL history to reach 11,000 career passing yards (40) ... Threw 75th career TD pass in his 40th game, the fifth-fewest games in NFL history to reach that mark ... Named 2021 NFL Comeback Player of the Year, after recovering from season-ending left knee injury in '20 ... Started all but one game (pre-playoff rest) in the '21 regular season and postseason ... Led the NFL in '21 in completion percentage (70.4) and yards per attempt (8.87) ... Completed 68.3 percent of his passes for 1105 yards and five TDs in '21 postseason to lead Cincinnati to Super Bowl LVI ... In 2019 at Louisiana State, put together arguably the most successful single season ever by a college QB, when he won the Heisman Trophy by the largest margin in history, set numerous NCAA FBS and SEC records, and led the Tigers to a perfect 15-0 record and National Championship ... Native of Athens, Ohio, in the southeast part of the state (roughly 2.5 hours from Cincinnati).

Career transactions: Selected by Cincinnati in first round of 2020 NFL Draft (first overall) ... Signed with Bengals on 7-31-20.

Pro career: 2020—No. 1 overall draft pick was elected team captain and started Cincinnati's first 10 games as a rookie, before suffering a season-ending left knee injury in Game 10, Nov. 22 at Washington ... Completed 264 of 404 passes (65.3 percent) for 2688 yards, 13 TDs and five INTs (89.9 rating) ... Also rushed 37 times for 142 yards and three TDs ... Prior to injury, had been on pace to shatter multiple single-season team and NFL rookie passing records ... Topped 300 yards passing in five of his 10 starts, and at the time of his injury at Washington (early third quarter) was just 97 yards shy of tying then-NFL rookie record of six 300-yard games in a season ... Made NFL debut on Sept. 13 vs. the L.A. Chargers, and completed 23 of 36 passes for 193 yards and an INT; scored first career TD on a 23-yard rush in the first quarter to give Cincinnati a 7-0 lead ... Became first rookie in NFL history to pass for 300 yards in three consecutive games, when he hit the mark in Games 2-4 ... Threw for 316 yards and three TDs on Sept. 13 at Cleveland, including first career TD pass on a 23-yarder to TE C.J. Uzomah in the second quarter ... Also at Cleveland, his 61 attempts were second-most in team history (most in non-OT game) ... Earned first career win on Oct. 4 vs. Jacksonville ... Notched season highs in passing yards (406) and passer rating (112.5) on Oct. 25 vs. Cleveland, while accounting for four total TDs (three passing, one rushing); it was just the sixth 400-yard passing game by a rookie in NFL history, and made him the first player in league history (of any experience) to record 400 passing yards, three passing TDs and one rushing TD in a game ... Posted 106.7 rating and two TDs in Nov. 1 win vs. Tennessee ... Had surgery on left knee on Dec. 2. **2021**—Played and started 16 regular-season games and all four postseason games for Cincinnati, as he helped Bengals to AFC title and a berth in Super Bowl LVI ... Rested for regular-season finale at Cleveland ... Named the NFL Comeback Player of the Year, becoming second player in team history to receive the award (QB Jon Kitna, 2003) ... Set Bengals single-season records for passing yardage (4611), passing TDs (34, since broken by Burrow), passer rating (108.3) and 300-yard passing games (six); passing yardage ranked sixth in the NFL, TD passes were eighth, passer rating was second ... Led the NFL in

both completion percentage (70.4) and yards per attempt (8.87) ... Fifteen of his TD passes were from 30 yards or longer, good for the most in Bengals history and most in the NFL in '21 ... Started season opener on Sept. 12 vs. Minnesota and posted then-career highs in passer rating (128.8), completion percentage (74.1) and yards per attempt (9.67) while leading Cincinnati to OT win ... His 525 passing yards on Dec. 26 vs. Baltimore were a Bengals record and the fourth-highest single-game total in NFL history; also vs. Baltimore, set then-career highs in passer rating (143.2), TD passes (four) and yards per pass attempt (11.4), on 37 completions ... Also vs. Baltimore, became first Bengals QB ever to complete 80 percent of passes (80.4) on at least 40 attempts (46) ... Became first QB in NFL history to top 400 passing yards against the same opponent twice in one regular season (416 and 525 against Baltimore), and his 941 combined passing yards against the Ravens were the most ever by an NFL QB against the same opponent in one regular season ... The next week, on Jan. 2 vs. Kansas City, he passed for 446 yards and four TDs (career-high 148.0 rating) to help Cincinnati clinch the AFC North Division ... Completed 70 percent of his passes and tossed two TDs and no INTs (110.4 rating) in Wild Card Playoff win over Las Vegas, giving Cincinnati its first postseason win in 31 years ... Completed Bengals postseason-record 75.7 percent of his passes for 348 yards in Divisional Playoff win at Tennessee ... Passed for 250 yards and two TDs in AFC Championship win at Kansas City, and led 42-yard drive in OT to set up game-winning FG ... Passed for 263 yards and a TD (100.9 rating) in Super Bowl LVI at L.A. Rams, and his 75-yard TD pass to WR Tee Higgins on the first play of the second half was the longest play from scrimmage in Bengals postseason history. **2022**—Started all 16 regular-season games and three postseason contests ... Named one of five finalists for NFL MVP ... Set team single-season records for passing attempts (606), completions (414), and passing TDs (35, tied for second in NFL) ... Passed for 4475 yards (fifth in NFL), and posted a passer rating of 100.8 (sixth) ... Also had career highs in rushing attempts (75), yards (257) and TDs (five) ... Missed three weeks of training camp after undergoing surgery to remove his appendix, but returned to start regular-season opener ... Earned three AFC Offensive Player of the Week honors (Weeks 7, 13 and 16), and was named FedEx Air Player of the Year ... On Sept. 11 vs. Pittsburgh, completed 33 of 53 passes (third-most completions in a season opener in team history) for 338 yards and two TDs, while rushing six times for a career-high 47 yards ... Went 28-for-37 for 300 yards and four total TDs (three passing, one rushing) on Oct. 16 at New Orleans ... Completed 34 of 42 passes for 481 yards and three TDs, while rushing three times for 20 yards and a TD, in Oct. 23 win over Atlanta; his 481 passing yards were the most by any QB in a game during 2022 season ... Completed 80.6 percent of his passes (25 of 31) for 286 yards and two TDs in win over Kansas City on Dec. 4; went nine-for-11 for 80 yards and a TD in fourth quarter to engineer comeback win ... Passed for 200 yards and four TDs (each in second half) on Dec. 18 at Tampa Bay, and eclipsed two career milestones in what was his 40th game; became fifth-fastest QB in NFL history to reach 75 passing TDs, and tied for fourth-fastest to reach 11,000 passing yards ... Completed career-high 40 passes on 52 attempts for 375 yards and three TDs on Dec. 24 at New England; recorded 1000th career completion in win over Patriots, tying as the second-fastest QB in NFL history to reach that mark ... Completed 72 of 109 passes for 721 yards, four TDs and two INTs for a passer rating of 89.3 in the postseason ... Completed 71.9 percent of his passes (23 of 32) and accounted for two TDs (one passing, one rushing) in Wild Card Playoff against Baltimore ... Threw a TD pass on first two Bengals drives and finished 23 of 36 for 242 yards and a 101.9 passer rating in Divisional Playoff at Buffalo.

Pro Bowl participation: Selected to AFC roster for 2022 game, but did not play.

College: Spent final two seasons (2018-19) at Louisiana State, after beginning career at Ohio State ('15-'17; redshirt season in '15) ... As a senior at

(Joe Burrow, continued)

LSU in 2019, compiled arguably the best season by a QB in college football history after he re-wrote LSU/SEC/NCAA record books, won the Heisman Trophy by the largest margin in the award's 85-year history, and led team to 15-0 record and National Championship ... Set single-season school records for attempts (527), completions (402), completion percentage (76.3; second in NCAA FBS history), passing yards (5671; SEC record), passing yards per game (378.1), passing TDs (60; NCAA FBS record), consecutive passes without an INT (187), 300-yard passing games (13), 400-yard passing games (four), and rushing TDs by a QB (seven; tied) ... Also holds NCAA FBS record for TD passes in a half, with seven (set in CFB semifinal vs. Oklahoma) ... Team captain both seasons at LSU ... LSU career totals were 621 completions, 906 attempts (68.5 percent), 8565 passing yards, 76 TDs and 11 INTs ... Ohio State career totals were 10 games played (all as a reserve), 29 completions, 39 attempts, 287 passing yards and two TDs ... Graduated from OSU in spring of 2018, then transferred to LSU and was eligible to play immediately.

High school/personal: Hometown is Athens, Ohio ... Attended Athens High School ... Named Mr. Ohio Football as a senior in 2014, after passing for nearly 4500 yards, with 63 TDs and only two INTs while leading team to state runner-up finish ... Passed for 11,400 yards and 157 TDs in high school career, and added 2000 yards and 27 more TDs on the ground ... Led Athens to three straight playoff appearances (2012-14) and seven playoff wins, which were the first playoff wins in the school's history ... Also earned first-team all-state honors in basketball as a senior ... Father, Jimmy, and two older brothers, Jamie and Dan, all played college football at Nebraska ... Jimmy Burrow was a college football assistant coach for Iowa State, Nebraska, North Dakota State and most recently Ohio University (defensive coordinator, 2005-18) ... Named to Academic All-Big 10 team in 2016 while at Ohio State, and graduated from OSU in three years (Spring '18) with a bachelor's degree in consumer and family financial services ... Earned master's degree in liberal arts from LSU in December 2019 ... While at Ohio State, interned at Goldman Sachs in New York City in 2016 alongside Buckeye and Bengal teammate Sam Hubbard.

JOE BURROW'S STATISTICS

YEAR	TEAM	G-S	PASSING										LG	SKD-YDS	RAT
			ATT	CMP	CMP%	YDS	YDS/ATT	TD	TD%	INT	INT%				
2020	Cincinnati	10-10	404	264	65.3	2688	6.65	13	3.2	5	1.2	67	32-231	89.8	
2021	Cincinnati	16-16	520	366	70.4	4611	8.87	34	6.5	14	2.7	82t	51-370	108.3	
2022	Cincinnati	16-16	606	414	68.3	4475	7.38	35	5.8	12	2.0	60t	41-259	100.8	
CAREER		42-42	1530	1044	68.2	11,774	7.70	82	5.4	31	2.0	82t	124-860	100.4	

YEAR	TEAM	RUSHING					RECEIVING					SCORING						
		ATT	YDS	AVG	LG	TD	NO	YDS	AVG	LG	TD	TD	TD-R	TD-P	TD-Rt	2-Ptc	PTS	
2020	Cincinnati	37	142	3.8	23t	3	—	—	—	—	—	3	3	0	0	0	0	18
2021	Cincinnati	40	118	3.0	12	2	—	—	—	—	2	2	0	0	0	0	0	12
2022	Cincinnati	75	257	3.4	23	5	—	—	—	—	5	5	0	0	0	0	0	30
CAREER		152	517	3.4	23t	10	—	—	—	—	—	10	10	0	0	0	0	60

ADDITIONAL STATISTICS: Burrow passed for one two-point conversion in three attempts in 2021, and three two-point conversions in five attempts in '22.

PASSING SINGLE-GAME HIGHS: ATTEMPTS—61 (9-17-20 at Cleveland). COMPLETIONS—40 (12-24-22 at New England). YARDS—525 (12-26-21 vs. Baltimore). TOUCHDOWNS—4 (four times; most recently on 12-18-22 at Tampa Bay). INTERCEPTIONS—4 (9-11-22 vs. Pittsburgh). LONG—82t (10-24-21 at Baltimore). RATING (minimum 14 attempts)—148.0 (1-2-22 vs. Kansas City).

RUSHING SINGLE-GAME HIGHS: ATTEMPTS—11 (12-4-22 vs. Kansas City). YARDS—47 (9-11-22 vs. Pittsburgh). LONG—23t (9-13-20 vs. L.A. Chargers; also had a long of 23 on 9-11-22 vs. Pittsburgh [not a TD]). TOUCHDOWNS—1 (10 times; most recently on 12-4-22 vs. Kansas City).

POSTSEASON

YEAR	TEAM	G-S	PASSING										LG	SKD-YDS	RAT
			ATT	CMP	CMP%	YDS	YDS/ATT	TD	TD%	INT	INT%				
2021	Cincinnati	4-4	142	97	68.3	1105	7.78	5	3.5	2	1.4	75t	19-137	97.3	
2022	Cincinnati	3-3	109	72	66.1	721	6.61	4	3.7	2	1.8	35	10-60	89.3	
CAREER		7-7	251	169	67.3	1826	7.27	9	3.6	4	1.6	75t	29-197	93.8	

YEAR	TEAM	RUSHING					RECEIVING					SCORING						
		ATT	YDS	AVG	LG	TD	NO	YDS	AVG	LG	TD	TD	TD-R	TD-P	TD-Rt	2-Ptc	PTS	
2021	Cincinnati	11	31	2.8	11	0	—	—	—	—	—	0	0	0	0	0	0	0
2022	Cincinnati	15	70	4.7	21	1	—	—	—	—	—	1	1	0	0	0	0	6
CAREER		26	101	3.9	21	1	—	—	—	—	—	1	1	0	0	0	0	6

CAREER GAME-BY-GAME

DATE	OPPONENT	PASSING										RUSHING				
		ATT	CMP	YDS	SKD-YDS	TD	LG	INT	RAT	ATT	YDS	AVG	LG	TD		
2020 / CINCINNATI																
9-13	L.A. CHARGERS	36	23	193	3-20	0	19	1	66.1	8	46	5.8	23t	1		
9-17	at Cleveland	61	37	316	3-31	3	23t	0	96.6	7	19	2.7	7	0		
9-27	at Philadelphia	44	31	312	8-56	2	42	0	105.5	1	-1	-1.0	-1	0		
10-4	JACKSONVILLE	36	25	300	1-0	1	30	1	92.4	4	11	2.8	11	0		
10-11	at Baltimore	30	19	183	7-48	0	26	1	66.4	3	10	3.3	6	0		
10-18	at Indianapolis	39	25	313	2-13	0	67	1	78.3	3	2	0.7	2t	1		
10-25	CLEVELAND	47	35	406	4-35	3	29	1	112.5	6	34	5.7	12	1		
11-1	TENNESSEE	37	26	249	0-0	2	24	0	106.7	3	9	3.0	7	0		
11-8	— BYE —															
11-15	at Pittsburgh	40	21	213	4-28	1	54	0	76.4	0	0	—	—	0		
11-22	at Washington	34	22	203	0-0	1	25	0	90.7	2	12	6.0	10	0		
11-29	N.Y. GIANTS				RESERVE / INJURED											
12-6	at Miami				RESERVE / INJURED											
12-13	DALLAS				RESERVE / INJURED											
12-21	PITTSBURGH				RESERVE / INJURED											
12-27	at Houston				RESERVE / INJURED											
1-3	BALTIMORE				RESERVE / INJURED											

DATE	OPPONENT	PASSING								RUSHING				
		ATT	CMP	YDS	SKD-YDS	TD	LG	INT	RAT	ATT	YDS	AVG	LG	TD
2021 / CINCINNATI														
9-12	MINNESOTA	27	20	261	5-44	2	50t	0	128.8	1	2	2.0	2	0
9-19	at Chicago	30	19	207	5-28	2	42t	3	66.2	0	0	—	—	0
9-26	at Pittsburgh	18	14	172	0-0	3	34t	1	122.9	5	7	1.4	8	0
9-30	JACKSONVILLE	32	25	348	1-6	2	44	0	132.8	3	4	1.3	4	0
10-10	GREEN BAY	38	26	281	3-17	2	70t	2	85.5	3	11	3.7	9	0
10-17	at Detroit	29	19	271	2-22	3	53	1	115.7	5	20	4.0	6	0
10-24	at Baltimore	38	23	416	1-7	3	82t	1	113.5	1	0	0.0	0	0
10-31	at N.Y. Jets	34	21	259	3-28	3	54	1	102.5	1	-1	-1.0	-1	0
11-7	CLEVELAND	40	28	282	5-25	0	20	2	69.0	2	1	0.5	1	0
11-14	— BYE —													
11-21	at Las Vegas	29	20	148	3-19	1	17	0	92.3	3	11	3.7	6	0
11-28	PITTSBURGH	24	20	190	2-18	1	32t	1	96.2	1	8	8.0	8t	1
12-5	L.A. CHARGERS	40	24	300	6-40	1	32	2	70.8	1	6	6.0	6t	1
12-12	SAN FRANCISCO	34	25	348	5-37	2	32t	0	125.6	2	3	1.5	4	0
12-19	at Denver	22	15	157	3-21	1	56t	0	103.8	5	25	5.0	8	0
12-26	BALTIMORE	46	37	525	3-27	4	68t	0	143.2	2	11	5.5	12	0
1-2	KANSAS CITY	39	30	446	4-31	4	72t	0	148.0	5	10	2.0	4	0
1-9	at Cleveland				INACTIVE									
Postseason														
1-15	LAS VEGAS	34	24	244	2-19	2	29	0	110.4	2	-2	-1.0	-1	0
1-22	at Tennessee	37	28	348	9-68	0	57	1	93.1	2	5	2.5	7	0
1-30	at Kansas City	38	23	250	1-7	2	44	1	86.5	5	25	5.0	11	0
2-13	L.A. RAMS	33	22	263	7-43	2	75t	0	100.9	2	3	1.5	4	0
2022 / CINCINNATI														
9-11	PITTSBURGH	53	33	338	7-39	2	24	4	61.7	6	47	7.8	23	0
9-18	at Dallas	36	24	199	6-34	1	19	0	89.9	4	26	6.5	12	0
9-25	at N.Y. Jets	36	23	275	2-14	3	56t	0	114.9	5	0	0.0	5	0
9-29	MIAMI	31	20	287	1-6	2	59t	0	115.9	5	6	1.2	5	0
10-9	at Baltimore	35	24	217	2-15	1	33	1	82.7	3	6	2.0	3	1
10-16	at New Orleans	37	28	300	3-27	3	60t	0	126.0	4	25	6.3	19t	1
10-23	ATLANTA	42	34	481	3-22	3	60t	0	138.2	3	20	6.7	20	1
10-31	at Cleveland	35	25	232	5-39	2	41t	1	96.4	1	2	2.0	2	0
11-6	CAROLINA	28	22	206	1-5	1	35	0	109.2	4	9	2.3	4	1
11-13	— BYE —													
11-20	at Pittsburgh	39	24	355	2-9	4	33	2	104.1	4	5	1.3	5	0
11-27	at Tennessee	37	22	270	1-4	1	32	0	91.0	9	32	3.6	13	0
12-4	KANSAS CITY	31	25	286	1-7	2	40	0	126.6	11	46	4.2	16	1
12-11	CLEVELAND	33	18	239	1-3	2	45t	1	85.3	6	10	1.7	8	0
12-18	at Tampa Bay	39	27	200	2-16	4	19	1	104.6	3	8	2.7	10	0
12-24	at New England	52	40	375	2-6	3	39	2	99.4	4	5	1.3	5	0
1-2	BUFFALO				(GAME CANCELED)									
1-8	BALTIMORE	42	25	215	2-13	1	33	0	81.0	3	10	3.3	6	0
Postseason														
1-15	BALTIMORE	32	23	209	4-26	1	19	0	99.6	5	9	1.8	4	1
1-22	at Buffalo	36	23	242	1-2	2	28t	0	101.9	6	31	5.2	21	0
1-29	at Kansas City	41	26	270	5-32	1	35	2	70.2	4	30	7.5	14	0



CAPPA, ALEX

G #65

Height: 6-6
Weight: 310
College: Humboldt State
Experience: 6th-year player in 2023

2022 games-starts: 16-16
Career games-starts: 68-62
Born: 1-27-95
Hometown: Dublin, Calif.
Acquired: UFA(T.B.)'22

A 2022 unrestricted free agent acquisition who started all 16 regular-season games at right guard ... Played 1085 offensive snaps before suffering a left ankle injury in the regular-season finale that kept him out of all three postseason games ... Part of new-look offensive line that allowed just 14 sacks in the second half of the season, compared to 30 in the first eight games ... Originally a 2018 third-round pick of Tampa Bay who spent his first four pro seasons with the Buccaneers ... Served as the Bucs' starting RG from 2019-21 ... Part of Bucs team that won Super Bowl LV in 2020, but did not play in Super Bowl due to an ankle injury suffered in the Wild Card Playoff ... Part of Tampa Bay's blocking effort that allowed a league-low 23 sacks in 2021, after giving up the fourth-fewest (22) in '20 ... First player in team history to come out of Humboldt State University (now known as Cal Poly Humboldt).

Career transactions: Selected by Tampa Bay in third round of 2018 NFL Draft (94th overall) ... Signed with Buccaneers on 5-14-18 ... Buccaneers contract expired on 3-16-22; became unrestricted free agent ... Signed with Cincinnati as unrestricted free agent on 3-18-22.

Pro career: 2018—Played in six games as a rookie for Tampa Bay ... Inactive for first 10 games, then made NFL debut on Nov. 25 vs San Francisco ... Played in final six games as a reserve. **2019**—Played and started 13 games at RG for Tampa Bay, in first season as a full-time starter ... Made first career start in season-opener vs San Francisco ... Helped Bucs' offense rank third in the NFL in scoring (28.6 points) and yards per game (397.9), and first in passing yards per game (302.8). **2020**—Played and started (RG) all 16 regular-season games and one postseason game for Tampa Bay, as Buccaneers won Super Bowl LV ... Helped Bucs' offensive line allow a sack on just 3.51 percent of pass attempts, the second-lowest mark in the NFL ... Helped Bucs' offense rank second in passing yards per game (289.1), third in points per game (30.8), and seventh in yards per game (384.1) ... Started Wild Card Playoff at Washington, but left the game after suffering a left ankle injury in the first half ... Did not play for the remainder of the postseason. **2021**—Played and started all 17 regular-season games and both postseason games for Tampa Bay ... Helped Bucs allow league-low 23 sacks, while leading the league in passing yards per game (307.6) and ranking second in total yards per game (405.9). **2022**—Started all 16 regular-season games at RG in first season with the Bengals ... Played 98.1 percent (1085 of 1106) of offensive snaps during regular season ... Suffered a left ankle injury in the regular-season finale vs. Baltimore and missed all three

postseason games ... Blocked for QB Joe Burrow, who set single-season team records for completions (414) and passing TDs (35), while ranking in the top six leaguewide in completion percentage (68.3, second), passing yards (4475, fifth), and passer rating (100.8, sixth) ... Helped open holes for HB Joe Mixon's 153 rushing yards and four rushing TDs on Nov. 6 vs. Carolina, before being rested in the fourth quarter of 21-point win ... Played every snap on Dec. 4 against Kansas City, paving the way for HB Samaje Perine's 106 rushing yards on 21 attempts (5.0 average), while protecting Burrow as he completed 80.6 percent of his passes (25 of 31), including nine of 11 in the fourth quarter ... Helped new-look offensive line allow 14 sacks over final eight games of the regular season, after giving up 30 in the first eight.

College: Spent five years (2013-17) at Humboldt State University (now known as Cal Poly Humboldt), with a redshirt season in '13, and played in 43 career games ... Named Great Northwest Athletic Conference's Offensive Lineman of the Year in all four seasons at Humboldt.

High school/personal: Hometown is Dublin, Calif. (Bay Area) ... Attended Dublin High School, where he played on the defensive line in 2011 before moving to offensive line in '12.

ALEX CAPPA'S STATISTICS

GAMES-STARTS

YEAR	TEAM	GAMES	STARTS
2018	Tampa Bay	6	0
2019	Tampa Bay	13	13
2020	Tampa Bay	16	16
2021	Tampa Bay	17	17
2022	Cincinnati	16	16
CAREER		68	62

POSTSEASON

GAMES-STARTS

YEAR	TEAM	GAMES	STARTS
2020	Tampa Bay	1	1
2021	Tampa Bay	2	2
2022	Cincinnati	*DID NOT PLAY	
CAREER		3	3

* NOTE: Cappa was inactive for three postseason games with Cincinnati in 2022.



CARMAN, JACKSON

G/OT #79

Height: 6-5
Weight: 322
College: Clemson
Experience: 3rd-year player in 2023

2022 games-starts: 3-0
Career games-starts: 20-6
Born: 1-22-00
Hometown: Fairfield, Ohio
Acquired: D2'21

Greater Cincinnati native (Fairfield, Ohio) who was inactive for final 14 games of the 2022 regular season, before playing in the Wild Card Playoff and starting at LOT in place of injured starter Jonah Williams for the Divisional round and AFC Championship ... Postseason marked his first pro snaps at tackle, a position he played primarily during college career at Clemson ... A 2021 second-round pick of the Bengals, he started six games (five at RG, one at LG) in rookie campaign and saw action on 501 offensive snaps (regular season plus postseason), but spent majority of season as a reserve ... Played three seasons (2018-20) at Clemson, and was the Tigers' starting LOT his final two years ... Helped Clemson to ACC titles and berths in the College Football Playoff in each of his three seasons ... Considers former Bengals OT Willie Anderson a mentor, and worked out with both Anderson and former Bengals offensive line coach Paul Alexander prior to his draft.

Career transactions: Selected by Cincinnati in second round of 2021 NFL Draft (46th overall) ... Signed with Bengals on 5-18-21.

Pro career: 2021—Played in all 17 regular-season games (six starts) and four postseason games as a rookie for AFC Champion Bengals ... Five starts at RG (Games 3-5 and 7-8), and one start at LG (Game 17) ... Began season as a reserve, then moved to starting RG, then moved back to reserve role for remainder of regular season and playoffs and saw spot duty ... Lone start at LG came in regular-season finale as Bengals rested their starters for the playoffs ... Played 462 of 1098 possible snaps in regular season (42.1 percent), and 41 of 462 in postseason (15.7 percent) ... Made NFL debut on Sept. 12 vs. Minnesota ... Made first career start (RG) and played every offensive snap on Sept. 26 at Pittsburgh ... Rotated at RG in AFC Championship at Kansas City, playing 35 of 69 offensive snaps (51 percent) ... Battled back injury leading up to Super Bowl LVI against the L.A. Rams, and played four snaps on special teams. **2022**—Played in three regular-season games and appeared in all three postseason contests (two starts at LOT) to help Cincinnati reach second consecutive AFC title game ... Inactive for 10 games ... Used on special teams in first two games of season, and did not play an offensive snap until regular-season finale vs. Baltimore ... Saw action on 84.9 percent (169 of 199) of offensive snaps in the postseason, starting at LOT in place of injured Jonah

Williams in Divisional Playoff and AFC Championship ... Played every snap in Divisional Playoff at Buffalo, helping pave the way for a rushing attack that totaled 172 yards on 34 carries (5.1 average) ... Lined up for every snap at LOT in AFC Championship at Kansas City.

College: Played three seasons (2018-20) at Clemson ... Played in 40 career games (27 starts) ... Began career as a reserve, before serving as starting LOT for final two seasons ... In three seasons, helped Clemson to three ACC titles and three berths in the College Football Playoff, including national championship in 2018 season ... As starting LOT, he protected the blind side of Clemson QB and 2021 No. 1 overall pick Trevor Lawrence ... Opted to forgo his final year of eligibility to enter the 2021 NFL Draft ... Enrolled at Clemson in January 2018.

High school/personal: Hometown is Fairfield, Ohio (30 minutes outside Cincinnati) ... Attended Fairfield High School, and as a senior in 2017 was a finalist for the Anthony Munoz Lineman of the Year award, given annually to the top prep lineman (offensive or defensive) in the country ... Played in 2018 Army All-American Game ... Counts former Bengals OT Willie Anderson as one of his mentors, and worked out with both Anderson and former Bengals offensive line coach Paul Alexander prior to the draft ... Majored in sociology at Clemson.

JACKSON CARMAN'S STATISTICS

GAMES-STARTS			
YEAR	TEAM	GAMES	STARTS
2021	Cincinnati.....	17	6
2022	Cincinnati.....	3	0
CAREER		20	6

POSTSEASON

GAMES-STARTS			
YEAR	TEAM	GAMES	STARTS
2021	Cincinnati.....	4	0
2022	Cincinnati.....	3	2
CAREER		7	2



CARNEY, OWEN

DE #90

Height: 6-2
Weight: 252
College: Illinois
Experience: 1st-year player in 2023

2022 games-starts: 0-0
Career games-starts: 0-0
Born: 2-8-99
Hometown: Miami, Fla.
Acquired: FA'22

Carney entered the league as a college free agent signee of Miami in the 2022 offseason and played in three preseason games for the Dolphins, before being waived at final cuts ... In late November, he was signed to Cincinnati's practice squad, where he spent the final six weeks of the regular season and three weeks in the postseason ... Had a successful five-year career at the University of Illinois (2017-21), where he was a second-team All-Big Ten selection as a senior in '20.

Career transactions: Signed with Miami as college free agent on 5-13-22 ... Waived by Dolphins on 8-29-22 ... Signed to Cincinnati practice squad on 11-29-22 ... Signed to Bengals roster on 1-31-23 (Reserve/Future).

Pro career: 2022—Played in three preseason games for Miami, recording three tackles with 1.5 sacks, and a tackle on special teams ... Waived by the Dolphins at final cuts ... Signed Nov. 29 to Cincinnati's practice squad, where he spent final five regular-season games and three postseason games.

College: Spent five seasons at Illinois (2017-21), utilizing an extra year of eligibility granted due to the COVID-19 pandemic ... Played in 55 games (28 starts), recording 115 tackles (52 solos), with 16 sacks, three PDs, one FF and one FR ... Named Honorable Mention All-Big Ten in graduate season in 2021, when he started all 12 games and led the team with a career-high 6.5 sacks ... Second-team All-Big Ten choice as a senior in 2020, when he started all eight contests and ranked fourth in the conference with five sacks.

High school/personal: Hometown is Miami, Fla. ... Attended Miami Central High School ... Helped school win a state championship in 2015 ... Graduated from Illinois with a bachelor's degree in communication, before earning a master's degree from Illinois in recreation, sport, and tourism in December 2021.

NOTE ABOUT NFL EXPERIENCE: Carney did not earn an accrued year of experience toward NFL free agency in 2022.


OWEN CARNEY'S STATISTICS

YEAR	TEAM	G-S	DEFENSE						INTERCEPTIONS					SCORING					
			ST	AT	TT	SKS-YDS	PD	FF	FR-YDS	NO	YDS	AVG	LG	TD	TD	TD-IntRt	TD-FRRt	S	PTS
2022	Cincinnati	0-0	DID NOT PLAY*						DID NOT PLAY*					DID NOT PLAY*					
CAREER		0-0	0	0	0	0-0	0	0	0-0	—	—	—	—	—	—	—	—	—	—

POSTSEASON

YEAR	TEAM	G-S	DEFENSE						INTERCEPTIONS					SCORING					
			ST	AT	TT	SKS-YDS	PD	FF	FR-YDS	NO	YDS	AVG	LG	TD	TD	TD-IntRt	TD-FRRt	S	PTS
2022	Cincinnati	0-0	DID NOT PLAY*						DID NOT PLAY*					DID NOT PLAY*					
CAREER		0-0	0	0	0	0-0	0	0	0-0	—	—	—	—	—	—	—	—	—	—

* NOTE: Carney was on the practice squad for five regular-season games and three postseason games with Cincinnati in 2022.



CARTER, MALACHI

WR #88

Height: 6-2
Weight: 191
College: Georgia Tech
Experience: Rookie in 2023

2022 games-starts: 0-0
Career games-starts: 0-0
Born: 3-15-00
Hometown: Lawrenceville, Ga.
Acquired: CFA'23

Joins a talented Bengals WR room after signing with Cincinnati as a college free agent in May ... Spent five seasons (2018-22) at Georgia Tech, using additional year of eligibility granted due to the COVID-19 pandemic ... Finished career with 1417 receiving yards, the 14th-most in program history, on 99 receptions with 10 receiving TDs ... Played in 58 games, making 42 starts at WR.

Career transactions: Signed with Cincinnati as college free agent on 5-12-23.

College: Played in 58 games with 42 starts in five-year career (2018-22) at Georgia Tech ... Caught 99 passes for 1417 yards and 10 TDs ... Added two rushing attempts for 36 yards. **2022**—Played in 11 games with nine starts at WR ... Recorded 23 catches for 342 yards (14.9 average) and two TDs ... Caught three passes for 89 yards, including 59-yard TD, on Sept. 24 at Central Florida. **2021**—Started all 12 games at WR ... Tied for team lead with 37 receptions and led team with 489 receiving yards ... Had two TD catches ... Opened the season with six grabs for career-high 92 yards on Sept. 4 vs. Northern Illinois. **2020**—Started all 10 games at WR ... Posted 20 catches for 290 receiving yards (14.5

avg.), ranking third on the team in both categories, to go with career-best three TDs ... Caught six passes for 66 yards and a TD in season-opening win at Florida State on Sept. 12. **2019**—Played in all 12 games, starting 11 at WR ... Totaled 16 catches for 240 yards (third-most on team) and two TDs ... Caught two passes for 74 yards on Nov. 21 vs. North Carolina State, including 54-yard reception on first play of the game. **2018**—Played in all 13 games ... One of three true freshmen on Georgia Tech to see game action ... Caught three passes for 56 yards and a TD ... First career TD was 32-yarder on Oct. 13 vs. Duke.

High school: Attended Mountain View High School in Lawrenceville, Ga. ... Two-time all-state selection (second team in 2016, first team in '17) ... Caught 72 passes for 1348 yards (Gwinnett County single-season record) and 19 TDs as a senior in 2017 ... Also lettered in track and field.

Personal: Hometown is Lawrenceville, Ga. (approximately 30 miles from Atlanta) ... Born in Suffern, N.Y., and also lived in Wilmington, N.C., before moving to Atlanta area ... Majored in literature, media and communications at Georgia Tech.



CARTER, ZACH

DT #95

Height: 6-4
Weight: 290
College: Florida
Experience: 2nd-year player in 2023

2022 games-starts: 16-9
Career games-starts: 16-9
Born: 4-7-99
Hometown: Tampa, Fla.
Acquired: D3'22

A 2022 third-round pick of the Bengals, Carter played in all 16 regular-season games (nine starts) as a rookie ... Played all three postseason games, making two starts as an extra DT ... Only defensive player in Cincinnati's 2022 draft class to appear in every game ... Tallied 23 tackles (10 solos) with a half-sack, one TFL and one PD ... Started eight straight contests (Games 4-11) at DT ... Spent four seasons at Florida (2018-21), where he totaled 17.5 sacks ... Was teammates with Bengals K Evan McPherson at Florida.

Career transactions: Selected by Cincinnati in third round of 2022 NFL Draft (95th overall) ... Signed with Bengals on 5-23-22.

Pro career: 2022—Played in all 16 regular-season games (nine starts at DT) and three postseason games (two starts at DT) ... Each start was as a second DT ... Recorded 23 tackles (10 solos), a half-sack and a PD during the regular season ... Helped Cincinnati defense rank seventh in rushing yards allowed per game (106.6) ... Lined up for 395 defensive snaps and 70 special teams snaps ... Made NFL debut on Sept. 11 vs. Pittsburgh, seeing action on 11 defensive snaps ... Made first start on Sept. 29 against Miami ... Posted five

tackles in back-to-back games (Game 7 vs. Atlanta, Game 8 at Cleveland), with a five-yard TFL on third down against the Browns to force a punt ... On Dec. 24 at New England, teamed up with DE Joseph Ossai for first career half-sack, bringing down QB Mac Jones for a one-yard loss in the third quarter ... Started in Wild Card Playoff vs. Baltimore and AFC Championship at Kansas City ... Played 29 defensive snaps in Wild Card Playoff, and posted four tackles (three solos).

College highlights: Played four seasons at Florida (2018-21) ... Played in 46 games, starting 23 of his final 24 contests ... Totaled 107 tackles (39 solos), with 17.5 sacks and 28.5 TFLs, while recording eight PDs, two FFs and one FR ... Ranked ninth in the SEC in sacks (eight) as a senior ... Led team with five sacks his junior season ... Redshirted as a true freshman in 2017.

High school/personal: Hometown is Tampa, Fla. ... Attended Hillsborough High School in Tampa, Fla. ... Named first-team all-county as a senior ... Totaled 149 tackles and 8.5 sacks over his sophomore and junior seasons ... Also played basketball as a power forward ... Majored in journalism at Florida.

ZACH CARTER'S STATISTICS

YEAR	TEAM	G-S	DEFENSE						INTERCEPTIONS					SCORING				
			ST	AT	TT	SKS-YDS	PD	FF	FR-YDS	NO	YDS	AVG	LG	TD	TD	TD-IntRt	TD-FRRt	S
2022	Cincinnati	16-9	10	13	23	0.5-0.5	1	0	0-0	—	—	—	—	—	—	—	—	—
CAREER		16-9	10	13	23	0.5-0.5	1	0	0-0	—	—	—	—	—	—	—	—	—

POSTSEASON

YEAR	TEAM	G-S	DEFENSE						INTERCEPTIONS					SCORING				
			ST	AT	TT	SKS-YDS	PD	FF	FR-YDS	NO	YDS	AVG	LG	TD	TD	TD-IntRt	TD-FRRt	S
2022	Cincinnati	3-2	3	5	8	0-0	0	0	0-0	—	—	—	—	—	—	—	—	—
CAREER		3-2	3	5	8	0-0	0	0	0-0	—	—	—	—	—	—	—	—	—

2022 REGULAR-SEASON GAME-BY-GAME

DATE	OPPONENT	DEFENSE									INTERCEPTIONS				
		ST	AT	TT	SKS-YDS	INT-YDS	PD	FF	FR-YDS	NO	YDS	AVG	LG	TD	
9-11	PITTSBURGH	0	0	0	0-0	0-0	0	0	0-0	—	—	—	—	—	
9-18	at Dallas	0	0	0	0-0	0-0	0	0	0-0	—	—	—	—	—	
9-25	at N.Y. Jets	0	2	2	0-0	0-0	0	0	0-0	—	—	—	—	—	
9-29	MIAMI	0	1	1	0-0	0-0	0	0	0-0	—	—	—	—	—	
10-9	at Baltimore	1	0	1	0-0	0-0	0	0	0-0	—	—	—	—	—	
10-16	at New Orleans	1	1	2	0-0	0-0	0	0	0-0	—	—	—	—	—	
10-23	ATLANTA	4	1	5	0-0	0-0	0	0	0-0	—	—	—	—	—	
10-31	at Cleveland	2	3	5	0-0	0-0	0	0	0-0	—	—	—	—	—	
11-6	CAROLINA	0	1	1	0-0	0-0	0	0	0-0	—	—	—	—	—	
11-13	— BYE —														
11-20	at Pittsburgh	1	0	1	0-0	0-0	0	0	0-0	—	—	—	—	—	
11-27	at Tennessee	0	0	0	0-0	0-0	0	0	0-0	—	—	—	—	—	
12-4	KANSAS CITY	0	0	0	0-0	0-0	0	0	0-0	—	—	—	—	—	
12-11	CLEVELAND	0	0	0	0-0	0-0	0	0	0-0	—	—	—	—	—	
12-18	at Tampa Bay	0	1	1	0-0	0-0	0	0	0-0	—	—	—	—	—	
12-24	at New England	0	2	2	0.5-5	0-0	0	0	0-0	—	—	—	—	—	
1-2	BUFFALO				(GAME CANCELED)	(GAME CANCELED)				(GAME CANCELED)					
1-8	BALTIMORE	1	1	2	0-0	0-0	1	0	0-0	—	—	—	—	—	
TOTALS		10	13	23	0.5-5	0-0	1	0	0-0	—	—	—	—	—	



CHASE, JA'MARR

WR #1

Height: 6-0

Weight: 201

College: Louisiana State

Experience: 3rd-year player in 2023

2022 games-starts: 12-12

Career games-starts: 29-29

Born: 3-1-00

Hometown: New Orleans, La.

Acquired: D1'21

Cincinnati's 2021 first-round pick has led the team in receptions, receiving yards and receiving TDs each of the last two seasons ... A two-time Pro Bowler, Chase is one of two players in NFL history (Randy Moss) with over 2000 receiving yards and 20 receiving TDs under the age of 23 ... One of two players in Bengals history (A.J. Green) with consecutive 1000-yard receiving seasons to begin his career ... Missed four games in 2022 regular season due to a hip injury, but still managed team-leading 87 catches for 1046 yards and nine TDs ... Had 100-plus receiving yards in four games in '22, and recorded at least seven catches in nine straight games played — the fourth-longest such streak in the NFL since 1970 ... A constant deep threat, his six career TD catches of 50 or more yards are the most by any player since 2021 ... Has maintained stellar production in the postseason, with a league-leading 588 receiving yards since 2021 (45 receptions rank second) ... Won NFL Offensive Rookie of the Year honors in '21, as his 1455 receiving yards set a Bengals single-season record and were the second-most ever by an NFL rookie (Oilers WR Bill Groman, 1473 yards in 1960) ... One of three players in NFL history with over 3000 receiving yards in first two career seasons (regular season plus postseason), joining Moss and former Louisiana State teammate Justin Jefferson ... In 2019 at LSU, with Joe Burrow as his QB, he set numerous SEC records, won the Biletnikoff Award as college football's top receiver, and helped the Tigers to an undefeated season and national championship ... First player in Bengals history to wear uniform No. 1, and earned the nickname "Uno."

Career transactions: Selected by Cincinnati in first round of 2021 NFL Draft (fifth overall) ... Signed with Bengals on 6-2-21.

Pro career: 2021—Started all 17 regular-season games and all four postseason games as a rookie for Cincinnati ... Put together one of the top receiving seasons ever by a rookie WR ... During the regular season, caught 81 passes for 1455 yards and 13 TDs, with five 100-yard games ... Receptions total was Bengals rookie record ... Receiving yardage total was a Bengals team record and the second-most ever by an NFL rookie (Oilers WR Bill Groman, 1473 yards in 1960) ... Receiving TD total tied for second-most in Bengals history, and tied for second-most ever by an NFL rookie ... Five 100-yard receiving games tied for second-most ever by a Bengal ... First rookie and fifth player in NFL history with multiple 200-yard receiving games in one regular season ... Fifth rookie ever with at least 1000 receiving yards and 10 TDs, a feat he accomplished in just 13 games ... He and WR Tee Higgins became the first duo in NFL history to post 1000 receiving yards in the same season before turning 23 years old ... In NFL debut on Sept. 12 vs. Minnesota, posted 101 receiving yards, including a 50-yard TD, and became the youngest (21 years, 195 days) Bengal ever to top 100 receiving yards ... Had first career multi-TD game (two scores) on Sept. 26 at Pittsburgh ... Caught six passes for 159 yards and a TD on Oct. 10 vs. Green Bay, with a 70-yard TD just before halftime ... On Oct. 24 at Baltimore, caught eight passes for 201 yards, with an 82-yard TD ... Had a catch of 30 or more yards in each of first seven games ... In AFC North-clinching win over Kansas City on Jan. 2, caught 11 passes for 266 yards and three TDs; receiving yardage total was a single-game Bengals record, NFL rookie record and the most by any NFL player in 2021 ... Set NFL rookie records for postseason catches (25) and receiving yards (368), and scored one TD ... Topped 100 receiving yards in two of Cincinnati's four playoff games — 116 in Wild Card Playoff vs. Las Vegas, 109 in Divisional Playoff at Tennessee — and became the first rookie in NFL history with multiple 100-yard receiving games in a postseason ... His two-yard TD in AFC Championship win at Kansas City tied the game in the third quarter ... Caught five passes for 89 yards in Super Bowl LVI vs. L.A. Rams. **2022**—Started 12 regular-season games and all three postseason contests ... Missed Games 8-11 due to a hip injury ... Led the

Bengals in catches (87), receiving yards (1046) and receiving TDs (nine) ... Finished ninth in the NFL in receiving TDs, 14th in receptions and 17th in receiving yards in just 12 games played ... Key contributor to the offense that finished fifth in the NFL in passing yards per game (265.0), eighth in total yards per game (360.5), and seventh in points per game (26.1) ... Joined former WR A.J. Green (2011-12) as only players in team history with consecutive 1000-yard receiving seasons to begin their career ... Had four 100-yard receiving games, starting with 129 on 10 receptions on Sept. 11 vs. Pittsburgh; caught game-tying TD on six-yard pass from QB Joe Burrow with six seconds remaining in the fourth quarter ... In homecoming game at New Orleans on Oct. 16, caught seven passes for 132 yards and two TDs; second TD was a 60-yard catch and run to the end zone with 1:57 left in fourth quarter that proved to be game-winner ... The following week, on Oct. 23 vs. Atlanta, posted 130 receiving yards and two TDs on eight catches, and tied for the fourth-fastest player in NFL history to reach 2000 career receiving yards ... Returned from four-game hiatus on Dec. 4 against Kansas City and led Cincinnati in receptions (seven) and receiving yards (97) ... Caught 10 passes for 119 yards and a TD on Dec. 11 vs. Cleveland; 15-yard scoring reception in the second quarter tied him for the fourth-fastest player since 1970 AFL/NFL merger to reach 20 career receiving TDs ... Led team in receptions (20), receiving yards (220) and receiving TDs (two) in the postseason ... Caught nine passes for 84 yards in Wild Card Playoff vs. Baltimore, with a seven-yard TD catch on first play of the second quarter ... Recorded his ninth straight game with at least seven receptions in win over Ravens, dating to Game 5 at Baltimore, which tied for fourth-longest such streak since 1970 ... In Divisional Playoff win at Buffalo, opened the scoring with a 28-yard TD catch on Cincinnati's opening drive and finished with five catches for 61 yards ... Had six catches for 75 yards in AFC Championship at Kansas City, including a 35-yard catch on fourth-and-six from the Chiefs' 41-yard line on first play of the fourth quarter; that catch set up first-and-goal and led to game-tying TD two plays later.

Pro Bowl participation: Selected to two games (2021, '22) ... Named a starter for 2021 season game, but did not play as Bengals advanced to Super Bowl LVI ... Participated in Pro Bowl Games following 2022 season.

College: Played two seasons (2018-19) at Louisiana State ... Did not play in 2020; took part in offseason practices, but opted out in August due to COVID-19 ... Played in 27 career games (21 starts), and caught 98 passes for 2093 yards and 23 TDs ... As a sophomore in 2019, helped lead LSU to 15-0 record and national championship, and won the Biletnikoff Award as college football's top receiver ... Playing with current Bengals and former LSU QB Joe Burrow, caught 84 passes for 1780 yards (second in nation) and 20 TDs (led nation); receiving yardage and TD totals were both single-season SEC records ... Averaged 21.2 yards per catch in 2019, and in 14 starts posted nine 100-yard receiving games, including three 200-yard games ... Had nine catches for 221 yards and two TDs in national title game vs. Clemson ... Caught six passes for 140 yards and a TD in top-five matchup at Alabama ... Played in all 13 games (seven starts) as a true freshman in 2018, and caught 23 passes for 313 yards and three TDs.

High school/personal: Hometown is New Orleans, La. ... Attended Archbishop Rummel High School in Metairie (in the greater New Orleans area), where he caught 115 career passes for 2152 yards and 30 TDs ... Had 61 catches for 1011 yards and 15 TDs as senior, helping team to state quarterfinals ... Played in 2018 Under Armour All-American Game ... Also participated in track and field, and won Louisiana 5A state title in the long jump as a junior ... First-ever Bengals draft pick born in the 21st century (March 1, 2000) ... First player in Bengals history to wear uniform No. 1 ... Sport administration major at LSU.

JA'MARR CHASE'S STATISTICS

YEAR	TEAM	G-S	RECEIVING					RUSHING					SCORING					
			NO	YDS	AVG	LG	TD	ATT	YDS	AVG	LG	TD	TD	TD-R	TD-P	TD-Rt	2-PtC	PTS
2021	Cincinnati	17-17	81	1455	18.0	82t	13	7	21	3.0	10	0	13	0	13	0	0	78
2022	Cincinnati	12-12	87	1046	12.0	60t	9	5	8	1.6	6	0	9	0	9	0	0	54
CAREER		29-29	168	2501	14.9	82t	22	12	29	2.4	10	0	22	0	22	0	0	132

YEAR	TEAM	PASSING												
		ATT	CMP	CMP%	YDS	YDS/ATT	TD	TD%	INT	INT%	LG	SKD-YDS	RAT	
2022	Cincinnati	0	0	—	0	—	0	—	0	—	—	—	1-9	—
CAREER		0	0	—	0	—	0	—	0	—	—	—	1-9	—

RECEIVING SINGLE-GAME HIGHS: RECEPTIONS—11 (1-2-22 vs. Kansas City). YARDS—266 (1-2-22 vs. Kansas City). LONG—82t (10-24-21 at Baltimore). TOUCHDOWNS—3 (1-2-22 vs. Kansas City).

RUSHING SINGLE-GAME HIGHS: ATTEMPTS—2 (three times; most recently on 9-25-22 at N.Y. Jets). YARDS—9 (10-31-21 at N.Y. Jets). LONG—10 (11-21-21 at Las Vegas). TOUCHDOWNS—(none).

POSTSEASON

YEAR	TEAM	G-S	RECEIVING					RUSHING					SCORING					
			NO	YDS	AVG	LG	TD	ATT	YDS	AVG	LG	TD	TD	TD-R	TD-P	TD-Rt	2-PtC	PTS
2021	Cincinnati	4-4	25	368	14.7	57	1	6	32	5.3	15	0	1	0	1	0	0	6
2022	Cincinnati	3-3	20	220	11.0	35	2	1	3	3.0	3	0	2	0	2	0	0	12
CAREER		7-7	45	588	13.1	57	3	7	35	5.0	15	0	3	0	3	0	0	18

CAREER GAME-BY-GAME

DATE	OPPONENT	RECEIVING					RUSHING				
		NO	YDS	AVG	LG	TD	ATT	YDS	AVG	LG	TD
2021 / CINCINNATI											
9-12	MINNESOTA	5	101	20.2	50t	1	1	-2	-2.0	-2	0
9-19	at Chicago	2	54	27.0	42t	1	0	0	—	—	0
9-26	at Pittsburgh	4	65	16.3	34t	2	0	0	—	—	0
9-30	JACKSONVILLE	6	77	12.8	44	0	0	0	—	—	0
10-10	GREEN BAY	6	159	26.5	70t	1	0	0	—	—	0
10-17	at Detroit	4	97	24.3	53	0	0	0	—	—	0
10-24	at Baltimore	8	201	25.1	82t	1	0	0	—	—	0
10-31	at N.Y. Jets	3	32	10.7	21	1	1	9	9.0	9	0
11-7	CLEVELAND	6	49	8.2	15	0	2	0	0.0	0	0
11-14	— BYE —										
11-21	at Las Vegas	3	32	10.7	17	1	2	8	4.0	10	0
11-28	PITTSBURGH	3	39	13.0	16	0	0	0	—	—	0
12-5	L.A. CHARGERS	5	52	10.4	14	0	0	0	—	—	0
12-12	SAN FRANCISCO	5	77	15.4	32t	2	1	6	6.0	6	0
12-19	at Denver	1	3	3.0	3	0	0	0	—	—	0
12-26	BALTIMORE	7	125	17.9	22	0	0	0	—	—	0
1-2	KANSAS CITY	11	266	24.2	72t	3	0	0	—	—	0
1-9	at Cleveland	2	26	13.0	24	0	0	0	—	—	0
Postseason											
1-15	LAS VEGAS	9	116	12.9	28	0	3	23	7.7	15	0
1-22	at Tennessee	5	109	21.8	57	0	1	2	2.0	2	0
1-30	at Kansas City	6	54	9.0	22	1	1	3	3.0	3	0
2-13	L.A. RAMS	5	89	17.8	46	0	1	4	4.0	4	0
2022 / CINCINNATI											
9-11	PITTSBURGH	10	129	12.9	24	1	0	0	—	—	0
9-18	at Dallas	5	54	10.8	17	0	1	4	4.0	4	0
9-25	at N.Y. Jets	6	29	4.8	10	1	2	-2	-1.0	-1	0
9-29	MIAMI	4	81	20.3	36	0	0	0	—	—	0
10-9	at Baltimore	7	50	7.1	13	0	1	0	0.0	0	0
10-16	at New Orleans	7	132	18.9	60t	2	0	0	—	—	0
10-23	ATLANTA	8	130	16.3	41t	2	0	0	—	—	0
10-31	at Cleveland			INACTIVE					INACTIVE		
11-6	CAROLINA			INACTIVE					INACTIVE		
11-13	— BYE —										
11-20	at Pittsburgh			INACTIVE					INACTIVE		
11-27	at Tennessee			INACTIVE					INACTIVE		
12-4	KANSAS CITY	7	97	13.9	40	0	0	0	—	—	0
12-11	CLEVELAND	10	119	11.9	20	1	1	6	6.0	6	0
12-18	at Tampa Bay	7	60	8.6	15	1	0	0	—	—	0
12-24	at New England	8	79	9.9	18	0	0	0	—	—	0
1-2	BUFFALO			(GAME CANCELED)					(GAME CANCELED)		
1-8	BALTIMORE	8	86	10.8	26t	1	0	0	—	—	0
Postseason											
1-15	BALTIMORE	9	84	9.3	19	1	0	0	—	—	0
1-22	at Buffalo	5	61	12.2	28t	1	1	3	3.0	3	0
1-29	at Kansas City	6	75	12.5	35	0	0	0	—	—	0



CHRISMAN, DRUE

P #4

Height: 6-3
Weight: 211
College: Ohio State
Experience: 2nd-year player in 2023

2022 games-starts: 7-0
Career games-starts: 7-0
Born: 6-30-97
Hometown: Lawrenceburg, Ind.
Acquired: FA'21

A native of Lawrenceburg, Ind. (roughly 35 minutes from Paycor Stadium), Chrisman took over punting duties for the Bengals in Week 11 of the 2022 season ... Spent first 10 weeks on the team's practice squad, then was elevated to make his NFL debut on Nov. 20 at Pittsburgh ... Shined in debut with three punts for 162 yards in adverse conditions, including a 65-yarder on his first career punt ... Was signed to the active roster in early December and played in seven games, recording 28 punts for 1338 yards (47.8 gross average), with 13 downed inside the opponents' 20-yard line ... Also served as the team's primary punter in three postseason contests ... Originally signed with the Bengals as a college free agent in 2021 offseason, and had four separate stints on the team's practice squad throughout the '21 regular season and postseason ... Played collegiately at Ohio State, and prior to that attended Cincinnati's La Salle High School.

Career transactions: Signed with Cincinnati as college free agent on 5-14-21 ... Waived by Bengals on 8-31-21 ... Signed to Bengals practice squad on 9-1-21 ... Released from Bengals practice squad on 9-7-21 ... Re-signed to Bengals practice squad on 10-5-21 ... Released from Bengals practice squad on 10-12-21 ... Signed to Pittsburgh practice squad on 12-8-21 ... Released from Steelers practice squad on 12-10-21 ... Signed to Cincinnati practice squad on 12-14-21 ... Released from Bengals practice squad on 12-17-21 ... Re-signed to Bengals practice squad on 12-20-21 ... Released from Bengals practice squad on 1-18-22 ... Signed to Bengals roster on 2-7-22 (Reserve/Future) ... Waived by Bengals on 8-30-22 ... Signed to Bengals practice squad on 8-31-22 ... Signed to Bengals roster on 12-6-22.

Pro career: 2021—Did not play as a rookie ... Spent offseason with Bengals, and then during the season had four separate stints on Cincinnati's practice squad, with the last one ending on Jan. 18 ... Also briefly spent time on Pittsburgh's practice squad ... Signed to Reserve/Future list on Feb. 7, but was not technically on the roster or practice squad until after the team's appearance in Super Bowl LVI. **2022**—Played in final seven games of regular season and all three postseason games, after beginning season on Cincinnati's practice squad ... Elevated to active roster for Game 10 at Pittsburgh, and assumed duties as team's primary punter and holder on FGs/PATs for remainder of season ... Recorded 28 punts for 1338 yards, with 47.8-yard gross average and a 42.6-yard

net ... Had 13 punts downed inside the opponents' 20-yard line ... Made NFL debut on Nov. 20 at Pittsburgh (standard elevation from practice squad), and dealt with windy conditions but punted three times for 162 yards, with two inside the Steelers' 20; first career punt officially traveled 65 yards and was returned by WR Steven Sims from five yards behind Pittsburgh goal line, before Sims was tackled at the five-yard line ... Elevated from practice squad for Games 11-12, before signing to active roster on Dec. 6 ... On Nov. 27 at Tennessee, recorded five punts for 259 yards (51.8 gross avg.), including 62-yarder from the Bengals' seven-yard line in the first quarter ... On Dec. 18 at Tampa Bay, booted a 46-yard punt that landed out of bounds at the Buccaneers' two-yard line as Cincinnati was protecting a 10-point lead in the fourth quarter ... Punted seven times for 362 yards (51.7 gross avg.) on Jan. 8 vs. Baltimore, with three downed inside the Ravens' 20 ... Totaled nine punts for 420 yards (46.7 gross avg., 39.2 net) with three inside opponents' 20-yard line during the postseason.

College: Spent five years (2016-20) at Ohio State, with a redshirt season in '16 ... Served as Buckeyes' primary punter in each of his four seasons of action (2017-20) ... Averaged 44.0 yards (fourth in school history) on 185 career punts, with 83 inside-20s ... Dropped 44.9 percent of his career punts inside the 20-yard line ... Academic All-Big Ten honoree and OSU Scholar Athlete in each of his four seasons ... As a senior in 2020, averaged career-best 45.0 gross yards per punt for national runner-up Buckeyes ... Semifinalist for Ray Guy Award (college football's top punter) in both 2017 and '18.

High school/personal: Hometown is Lawrenceburg, Ind. (outside Cincinnati) ... Attended La Salle High School in Cincinnati ... Served as Lancers' punter and placekicker, helping team to back-to-back Division II state titles as a junior and senior (2014 and '15) ... Played in 2016 Army All-American Game ... First-team all-state (AP) as senior ... Made headlines at Ohio State's 2019 spring game, when he proposed to his then-girlfriend (now wife), Avery, at halftime in front of the entire stadium ... Gained attention on social media during 2023 offseason while delivering meals on his bicycle for DoorDash ... Graduated from Ohio State with degree in consumer and family financial services.

NOTE ABOUT NFL EXPERIENCE: Chrisman did not earn an accrued year of experience toward NFL free agency in 2021.

DRUE CHRISMAN'S STATISTICS

YEAR	TEAM	G-S	PUNTING									SPECIAL TEAMS							
			NO	YDS	AVG	OPP RET	RET YDS	NET	TB	IN-20	LG	BLK	ST	AT	TT	FF	FR-YDS	BP	BFG
2021	Cincinnati	0-0	DID NOT PLAY*									DID NOT PLAY*							
	Pittsburgh	0-0	DID NOT PLAY*									DID NOT PLAY*							
2022	Cincinnati	7-0	28	1338	47.8	14	106	42.6	2	13	65	0	—	—	—	—	—	—	—
CAREER		7-0	28	1338	47.8	14	106	42.6	2	13	65	0	—	—	—	—	—	—	—

PUNTING SINGLE-GAME HIGHS: NUMBER—7 (1-8-23 vs. Baltimore). YARDS—362 (1-8-23 vs. Baltimore). AVERAGE (minimum four punts)—51.8 (11-27-22 at Tennessee). NET AVERAGE (minimum four punts)—44.9 (1-8-23 vs. Baltimore). INSIDE-20s—3 (1-8-23 vs. Baltimore). LONG—65 (11-20-22 at Pittsburgh).

POSTSEASON

YEAR	TEAM	G-S	PUNTING									SPECIAL TEAMS							
			NO	YDS	AVG	OPP RET	RET YDS	NET	TB	IN-20	LG	BLK	ST	AT	TT	FF	FR-YDS	BP	BFG
2021	Cincinnati	0-0	DID NOT PLAY*									DID NOT PLAY*							
2022	Cincinnati	3-0	9	420	46.7	5	67	39.2	0	3	54	0	—	—	—	—	—	—	—
CAREER		3-0	9	420	46.7	5	67	39.2	0	3	54	0	—	—	—	—	—	—	—

* NOTE: Chrisman was on the practice squad for four regular-season games and one postseason game with Cincinnati and one regular-season game with Pittsburgh in 2021.

2022 REGULAR-SEASON GAME-BY-GAME											
PUNTING											
DATE	OPPONENT	NO	YDS	AVG	OPP RET	RET YDS	NET	TB	IN-20	LG	BLK
9-11	PITTSBURGH										
9-18	at Dallas										
9-25	at N.Y. Jets										
9-29	MIAMI										
10-9	at Baltimore										
10-16	at New Orleans										
10-23	ATLANTA										
10-31	at Cleveland										
11-6	CAROLINA										
11-13	— BYE —										
11-20	at Pittsburgh	3	162	54.0	2	16	48.7	0	2	65	0
11-27	at Tennessee	5	259	51.8	4	42	43.4	0	2	62	0
12-4	KANSAS CITY	1	40	40.0	0	0	40.0	0	1	40	0
12-11	CLEVELAND	5	205	41.0	3	15	38.0	0	2	51	0
12-18	at Tampa Bay	4	180	45.0	2	14	41.5	0	2	53	0
12-24	at New England	3	130	43.3	2	11	39.7	0	1	51	0
1-2	BUFFALO										
1-8	BALTIMORE	7	362	51.7	1	8	44.9	2	3	62	0
TOTALS		28	1338	47.8	14	106	42.6	2	13	65	0



COCHRAN, DEVIN

OT #76

Height: 6-7
Weight: 310
College: Georgia Tech
Experience: 1st-year player in 2023

2022 games-starts: 0-0
Career games-starts: 0-0
Born: 7-17-98
Hometown: Athens, Ga.
Acquired: CFA'22

Joined the Bengals in 2022 offseason as a college free agent, and spent entire '22 campaign on Bengals practice squad ... Played final college season at Georgia Tech (2021) after three seasons ('16-19) at Vanderbilt ... An All-ACC Honorable Mention performer at LT ... Started all 44 games he appeared in during college, lining up primarily at LT ... At 6-foot-7, he is tallest player on Cincinnati's roster entering 2023 offseason.

Career transactions: Signed with Cincinnati as college free agent on 5-13-22 ... Waived by Bengals on 8-30-22 ... Signed to Bengals practice squad on 8-31-22 ... Signed to Bengals roster on 1-31-23 (Reserve/Future).

Pro career: 2022—Spent entire rookie season on Cincinnati's practice squad ... Saw action on 87 offensive snaps at ROT and 11 special teams snaps in three preseason contests.

College: Spent three seasons (2016-19) at Vanderbilt before transferring to Georgia Tech for senior campaign ('21) ... Served as team captain and received All-ACC Honorable Mention in lone season at Georgia Tech ... Did not enroll at Georgia Tech in 2020 season that was shortened due to COVID-19 pandemic ... Started 32 games in three seasons at Vanderbilt, including all 13 in 2018, when he played over 96 percent of the team's offensive snaps ... Blocked for RB Ke'Shawn Vaughn, who posted back-to-back 1000-yard rushing seasons in '18 and '19 ... Redshirted as a true freshman in 2016.

High school/personal: Hometown is Norcross, Ga. ... Attended Greater Atlanta Christian School in Norcross ... Started at offensive tackle as a senior, when he was named first-team all-state and did not allow a sack while helping team to a 12-2 record ... Also competed in track and field ... Earned bachelor's degree from Vanderbilt in human and organizational development.

NOTE ABOUT NFL EXPERIENCE: Cochran did not earn an accrued year of experience toward NFL free agency in 2022.

DEVIN COCHRAN'S STATISTICS

GAMES-STARTS			
YEAR	TEAM	GAMES	STARTS
2022	Cincinnati.....	*DID NOT PLAY	
CAREER		0	0

POSTSEASON

GAMES-STARTS			
YEAR	TEAM	GAMES	STARTS
2022	Cincinnati.....	*DID NOT PLAY	
CAREER		0	0

* NOTE: Cochran was on the practice squad for 16 regular-season games and three postseason games with Cincinnati in 2022.



COLLINS, LA'EL

OT #71

Height: 6-4
Weight: 314
College: Louisiana State
Experience: 9th-year player in 2023

2022 games-starts: 15-15
Career games-starts: 89-86
Born: 7-26-93
Hometown: Baton Rouge, La.
Acquired: FA'22

A key free agent acquisition during the 2022 offseason, Collins started 15 games at ROT for the Bengals before suffering a season-ending left knee injury in Game 15 at New England ... Part of revamped offensive line that featured four new starters ... Helped O-line allow 13 fewer sacks in Weeks 8-16 than it did in first eight weeks ... Spent first seven pro seasons (2015-21) with Dallas, where he was a staple on some of the top O-lines in football ... Began career at LG from 2015-16, before taking over at ROT from '17-21 ... Missed majority of 2016 (toe) and all of '20 (hip) ... Spent four healthy seasons (2017-19 and '21) as Cowboys' No. 1 ROT — Dallas led NFL in total offense last two of those seasons ('19 and '21), ranked in top 10 in rushing offense in all four, and three times (2017, '19 and '21) ranked within top 11 teams in fewest sacks allowed ... Blocked for 1000-yard rusher in four of his five healthy seasons (including one at LG) in Dallas ... Has started 86 of 89 career games played (regular season) ... Originally a college free agent signee of the Cowboys in 2015 ... Played first three seasons (2015-17) under Bengals offensive line coach Frank Pollack, who was Dallas' offensive line coach at the time, and credited Pollack as key factor in choosing to sign with Cincinnati.

Career transactions: Signed with Dallas as college free agent on 5-8-15 ... Signed contract extension with Cowboys on 7-26-17 ... Signed contract extension with Cowboys on 1-22-18 ... Signed contract extension with Cowboys on 9-3-19 ... Signed contract extension with Cowboys on 3-16-20 ... Signed contract extension with Cowboys on 3-10-21 ... Contract terminated by Cowboys on 3-17-22 ... Signed with Cincinnati as free agent on 3-21-22.

Pro career: 2015—Played in 12 games (11 starts at LG) as a rookie for Dallas ... Made NFL debut on Sept. 20 at Philadelphia, rotating series at LG with Mackenzy Bernadeau after Cowboys' starter, Ronald Leary was sidelined ... Made first career start the following week, on Sept. 27 vs. Atlanta, and held onto the spot for the remainder of the season ... Aided blocking effort for 1000-yard rushing season by RB Darren McFadden. **2016**—Started first three games at LG for Cowboys, before suffering season-ending toe injury in Week 3. **2017**—Made switch to ROT, and started all 16 games for Dallas ... Helped Cowboys top 2000 rushing yards as a team and rank second in the NFL in rushing offense (135.6 per game) ... Dallas allowed 32 sacks on the season, tied for 10th fewest leaguewide. **2018**—Started all 16 regular-season games and both postseason games at ROT for Dallas ... Helped RB Ezekiel Elliott lead the NFL in rushing yardage (1434 yards) ... Aided blocking effort for Dallas offense which, for the first time in team history, had a 4000-yard passer (Dak Prescott), 1000-yard rusher (Elliott) and two 1000-yard receivers (Amari Cooper and Michael Gallup). **2019**—Started 15 games at ROT, missing one (Oct. 13 at N.Y. Jets) with a knee injury ... Helped Cowboys lead the NFL in total offense (431.5 yards per game), rank second in passing offense (296.9) and rank fifth in rushing offense (134.5), while also allowing the second-fewest sacks (23) ... Dallas' 6904 total yards and 379 first downs on the season were both team records ... Aided blocking effort for RB Ezekiel Elliott's 1357 rushing yards (fourth in NFL). **2020**—Did not play ... Suffered hip injury prior to start of Dallas' training camp and on Sept. 7 was placed on Reserve/Injured, where he spent the entire season. **2021**—Played in 12 regular-season games (10 starts at ROT) and one postseason game (start at ROT) for Dallas ... Helped Cowboys lead the NFL in total offense (407.0) and rank ninth in rushing offense (124.6), and blocked for Ezekiel Elliott's 1002 rushing yards ... Missed Games 1-6 while on Reserve/Suspended by Commissioner list ... Made season debut in Game 7 (Oct. 31 at Minnesota) and played as a reserve, then returned to starting ROT spot the following week

(Nov. 7 at Denver) ... Started all but one game (Nov. 25 vs. Las Vegas) at ROT the remainder of regular season and postseason. **2022**—Started 15 games at ROT for Cincinnati, before suffering left knee injury on Dec. 24 at New England and missing remainder of the season ... Played 85.9 percent (950 of 1106) of offensive snaps during the regular season, sixth-most on the team ... Blocked for QB Joe Burrow, who set single-season team records for completions (414) and passing TDs (35), while ranking in the top six leaguewide in completion percentage (68.3, second), passing yards (4475, fifth), and passer rating (100.8, sixth) ... Helped open holes for HB Joe Mixon's 153 rushing yards and four rushing TDs on Nov. 6 vs. Carolina, before being rested in the fourth quarter of 21-point win ... Played every snap on Dec. 4 against Kansas City, paving the way for HB Samaje Perine's 106 rushing yards on 21 attempts (5.0 average), while protecting Burrow as he completed 80.6 percent of his passes (25 of 31), including nine of 11 in the fourth quarter ... Sustained knee injury in first quarter of Game 15 at New England, and was placed on Reserve/Injured list on Dec. 30.

College: Spent four seasons (2011-14) at Louisiana State University, and played in 45 games (38 starts) ... Reserve offensive lineman as a freshman, started at LG as a sophomore, then started at LT as a junior and senior ... As a senior in 2014, was awarded the Jacobs Blocking Trophy as the top offensive lineman in the SEC, as voted by league coaches ... Also as a senior, earned USA Today and AP second-team All-America honors, and first-team All-SEC by coaches and AP.

High school/personal: Hometown is Baton Rouge, La. ... Attended Redemptorist High School, where he was named to the Louisiana 3A All-State team his final three seasons ... Played in 2011 Under Armour All-American Game ... Was high school teammates at Redemptorist with former Bengals RB Jeremy Hill, whom he also played with at LSU (Collins was one year ahead of Hill) ... First name is pronounced "luh-ELL."

LA'EL COLLINS' STATISTICS

GAMES-STARTS				
YEAR	TEAM	GAMES	STARTS	
2015	Dallas.....	12	11	
2016	Dallas.....	3	3	
2017	Dallas.....	16	16	
2018	Dallas.....	16	16	
2019	Dallas.....	15	15	
2020	Dallas.....	*DID NOT PLAY		
2021	Dallas.....	12	10	
2022	Cincinnati.....	15	15	
CAREER		89	86	

POSTSEASON				
GAMES-STARTS				
YEAR	TEAM	GAMES	STARTS	
2016	Dallas.....	*DID NOT PLAY		
2018	Dallas.....	2	2	
2021	Dallas.....	1	1	
2022	Cincinnati.....	*DID NOT PLAY		
CAREER		3	3	

* NOTE: Collins was on the Reserve/Injured list for one postseason game with Dallas in 2016. In 2020 with Dallas, he was on the Reserve/Injured list for 16 regular-season games. In 2022 with Cincinnati, he was on the Reserve/Injured list for three postseason games.



CORKER, YUSUF

S #37

Height: 6-0
Weight: 197
College: Kentucky
Experience: 1st-year player in 2023

2022 games-starts: 0-0
Career games-starts: 0-0
Born: 12-26-98
Hometown: McDonough, Ga.
Acquired: FA'22

Corker spent his entire rookie season on Cincinnati's practice squad, which he signed to after being waived by the N.Y. Giants at final cuts in 2022 ... He joined the Giants as a college free agent and played in three preseason games ... Played in 50 games (37 starts) in four-year career at Kentucky (2018-21).

Career transactions: Signed with N.Y. Giants as college free agent on 5-13-22 ... Waived by Giants on 8-29-22 ... Signed to Cincinnati practice squad on 9-1-22 ... Signed to Bengals roster on 1-31-23 (Reserve/Future).

Pro career: 2022—Played in all three of the N.Y. Giants' preseason games, recording eight tackles, including five solos ... Waived by the Giants at final cuts ... Spent the entire regular season and postseason on Cincinnati's practice squad.

College: Spent four seasons at Kentucky (2018-21), playing in 50 games with 37 consecutive starts ... Totaled 240 tackles (133 solos), with two sacks and 6.5 TFLs, while recording 17 PDs, three INTs and one FF ... Ranked second on the team with 82 total tackles his senior season ... Invited to the 2021 Reese's Senior Bowl ... Served as a team captain in junior and senior seasons ... Second-team All-SEC selection by Phil Steele as a junior.

High school/personal: Hometown is McDonough, Ga. ... Attended Woodland High School ... Played DB and WR ... Had 40 tackles and five INTs, while catching 20 passes for 447 yards and four TDs as a senior ... Lettered in track and field for two years ... Graduated from Kentucky with a degree in economics in May 2021 ... First name is pronounced "YOO-seff."

NOTE ABOUT NFL EXPERIENCE: Corker did not earn an accrued year of experience toward NFL free agency in 2022.

YUSUF CORKER'S STATISTICS

YEAR	TEAM	G-S	DEFENSE						INTERCEPTIONS					SCORING					
			ST	AT	TT	SKS-YDS	PD	FF	FR-YDS	NO	YDS	AVG	LG	TD	TD	TD-IntRt	TD-FRRt	S	PTS
2022	Cincinnati	0-0	DID NOT PLAY*						DID NOT PLAY*					DID NOT PLAY*					
CAREER		0-0	0	0	0	0-0	0	0	0-0	—	—	—	—	—	—	—	—	—	—

POSTSEASON

YEAR	TEAM	G-S	DEFENSE						INTERCEPTIONS					SCORING					
			ST	AT	TT	SKS-YDS	PD	FF	FR-YDS	NO	YDS	AVG	LG	TD	TD	TD-IntRt	TD-FRRt	S	PTS
2022	Cincinnati	0-0	DID NOT PLAY*						DID NOT PLAY*					DID NOT PLAY*					
CAREER		0-0	0	0	0	0-0	0	0	0-0	—	—	—	—	—	—	—	—	—	—

* NOTE: Corker was on the practice squad for 16 regular-season games and three postseason games with Cincinnati in 2022.



DAVIS, DOMENIQUE

DT #72

Height: 6-2
Weight: 326
College: North Carolina at Pembroke
Experience: 1st-year player in 2023

2022 games-starts: 2-0
Career games-starts: 2-0
Born: 2-28-96
Hometown: Laurinburg, N.C.
Acquired: FA'22

Cincinnati signed Davis as a free agent in the 2022 offseason to provide depth along the defensive line ... A first-year pro in 2022, he played in two contests (Games 8-9), and was on the practice squad the remainder of the season ... Davis was not in the NFL for two seasons after originally signing with the N.Y. Jets as a college free agent in 2020, but he played for the Houston Gamblers of the USFL in '22 and had 3.5 sacks ... The first player in Bengals history to have played at the University of North Carolina at Pembroke.

Career transactions: Signed with N.Y. Jets as college free agent on 5-6-20 ... Waived by Jets on 7-30-20 ... Signed with Cincinnati as free agent on 7-25-22 ... Waived by Bengals on 8-30-22 ... Signed to Bengals practice squad on 8-31-22 ... Signed to Bengals roster on 11-5-22 ... Waived by Bengals on 11-7-22 ... Signed to Bengals practice squad on 11-8-22 ... Signed to Bengals roster on 1-31-23 (Reserve/Future).

Pro career: 2020—Waived by N.Y. Jets prior to start of training camp after signing with team as college free agent in May ... Did not play for an NFL team during 2020 season. **2021**—Did not play for an NFL team. **2022**—Played in 10 games for the Houston Gamblers of the USFL, and totaled 57 tackles with 3.5 sacks ... Signed by Cincinnati as a free agent on July 25 and saw action in all three preseason games ... Played in two regular-season games for the Bengals,

recording three tackles ... Spent first seven weeks on Cincinnati's practice squad, before being elevated to the active roster for Week 8 ... Made NFL debut on Oct. 31 at Cleveland, registering two tackles on back-to-back plays in the third quarter ... Signed to the active roster for the Nov. 6 game vs. Carolina, and had one tackle in the fourth quarter of a 42-21 Bengals win ... Waived by Cincinnati following the Carolina game, but the following day was signed to the practice squad, where he spent remainder of regular season and all of postseason.

College: Spent three seasons at North Carolina at Pembroke (2017-19) ... Played in 31 games and amassed 123 total tackles (51 solos), with six sacks and 15 TFLs ... Also had one PD and two FRs ... Redshirted his freshman season at Shaw University (N.C.) in 2014 ...

High school/personal: Hometown is Laurinburg, N.C. ... Attended Scotland High School ... Earned all-region honors as a junior and senior ... As a senior, registered 54 tackles, with four sacks and 16 TFLs ... Helped lead Scotland to a combined 27-3 record over final two seasons ... Majored in exercise and sports science at North Carolina at Pembroke.

NOTE ABOUT NFL EXPERIENCE: Davis did not earn an accrued year of experience toward NFL free agency in 2020, '21 or '22.

DOMENIQUE DAVIS' STATISTICS

YEAR	TEAM	G-S	DEFENSE							INTERCEPTIONS					SCORING				
			ST	AT	TT	SKS-YDS	PD	FF	FR-YDS	NO	YDS	AVG	LG	TD	TD	TD-IntRt	TD-FRRt	S	PTS
2020	—	0-0	DID NOT PLAY*							DID NOT PLAY*					DID NOT PLAY*				
2021	—	0-0	DID NOT PLAY*							DID NOT PLAY*					DID NOT PLAY*				
2022	Cincinnati	2-0	0	3	3	0-0	0	0	0-0	—	—	—	—	—	—	—	—	—	—
CAREER		2-0	0	3	3	0-0	0	0	0-0	—	—	—	—	—	—	—	—	—	

POSTSEASON

YEAR	TEAM	G-S	DEFENSE							INTERCEPTIONS					SCORING				
			ST	AT	TT	SKS-YDS	PD	FF	FR-YDS	NO	YDS	AVG	LG	TD	TD	TD-IntRt	TD-FRRt	S	PTS
2022	Cincinnati	0-0	DID NOT PLAY*							DID NOT PLAY*					DID NOT PLAY*				
CAREER		0-0	0	0	0	0-0	0	0	0-0	—	—	—	—	—	—	—	—	—	

* NOTE: Davis was not with an NFL team in 2020 or '21. In 2022, he was on the practice squad for three postseason games with Cincinnati.



DAVIS, JALEN

CB #35

Height: 5-10
Weight: 190
College: Utah State
Experience: 4th-year player in 2023

2022 games-starts: 13-0
Career games-starts: 39-0
Born: 2-2-96
Hometown: La Mesa, Calif.
Acquired: FA'20

Reserve DB and special teams contributor who has played 36 games (including postseason) for Bengals since joining team during 2020 campaign ... Had two tackles and FR in 2022 regular season, plus a ST tackle in Divisional Playoff at Buffalo ... Miss final two regular-season games and first three playoff games with ankle injury in 2021, but returned to field for Super Bowl LVI ... Spent rookie season in 2018 with Miami, and played in two games for Arizona in '19 ... In 39 regular-season games, has 17 tackles (eight solos), with one sack, one PD, two TFLs and one FR, as well as two ST tackles.

Career transactions: Signed with Miami as college free agent on 5-11-18 ... Waived by Dolphins on 9-1-18 ... Signed to Dolphins practice squad on 9-2-18 ... Signed to Dolphins roster on 12-8-18 ... Waived by Dolphins on 8-31-19 ... Signed to Arizona practice squad on 9-3-19 ... Signed to Cardinals roster on 12-7-19 ... Waived by Cardinals on 8-31-20 ... Signed to Cardinals practice squad on 9-16-20 ... Released from Cardinals practice squad on 10-20-20 ... Signed to Cincinnati practice squad on 10-27-20 ... Signed to Bengals roster on 11-28-20 ... Signed contract extension with Bengals on 3-3-21 ... Signed contract extension with Bengals on 3-1-22 ... Signed contract extension with Bengals on 3-9-23.

Pro career: 2018—Played in three games as a rookie for Miami ... Totaled six tackles, a sack and a FF ... Spent first 12 games on Dolphins' practice squad, before moving to active roster and playing in three of final four contests ... Active/DNP Dec. 16 at Minnesota ... Made NFL debut on Dec. 9 vs. New England (no statistics) ... On Dec. 23 vs. Jacksonville, recorded a third-down sack of Cody Kessler and a FF on WR Rashad Greene in the fourth quarter. **2019**—Played in two games for Arizona ... Waived by Dolphins at final cuts, and signed Sept. 3 to Cardinals' practice squad, where he spent the first 12 games ... Promoted to active roster on Dec. 7, then was inactive for Games 13-14 ... Played as a reserve in final two contests (no stats). **2020**—Played in six games (Games 9-13 and 16) for Cincinnati, and had four tackles ... Spent time on Arizona's practice squad early in season, before being released

and signing to Bengals' practice squad on Oct. 27 ... Played for Cincinnati as a standard elevation in Games 9-10, and was also designated practice squad protected player for Game 10 ... Active/DNP for Games 14-15 ... Made Bengals debut on Nov. 15 at Pittsburgh, and played 70 percent of team's snaps as secondary was missing multiple players due to injuries and COVID-19; Totaled three tackles against Steelers. **2021**—Played in 15 regular-season games and one postseason game for AFC Champion Bengals ... Primarily a reserve DB, and saw 56 snaps on defense during the regular season, with five tackles and a PD ... Played 102 snaps on special teams during regular season, and had two tackles and a FF ... Inactive (ankle) for final two regular-season games and Wild Card Playoff, then was an active/DNP for Divisional Playoff and AFC Championship ... Played three snaps on special teams in Super Bowl LVI against the L.A. Rams. **2022**—Played 13 regular-season games for Cincinnati ... Inactive for final three regular-season contests and two postseason games ... Totaled two tackles and one FR ... Saw action on 50 defensive snaps and 86 special teams snaps ... On Nov. 6 vs. Carolina, recovered a fumble on a punt return as time in the first half expired ... Played 12 special teams snaps in Divisional Playoff at Buffalo and recorded a tackle on kick return to open the second half.

College: Played four seasons (2014-17) at Utah State ... Started 49 career games, and totaled 181 tackles, eight sacks, 11 INTs, school-record 48 PDs and four FFs.

High school/personal: Hometown is La. Mesa, Calif. (outside San Diego) ... Attended Helix High School, where he played WR and DB ... As senior in 2013, he caught 48 passes for 649 yards and four TDs, and added four punt return TDs and two kickoff return TDs, while also earning league defensive player of the year honors ... Helped team to state title as a sophomore in 2011 ... Also competed in track and field ... Sociology major at Utah State.

NOTE ABOUT NFL EXPERIENCE: Davis did not earn an accrued year of experience toward NFL free agency in 2018 or '19.

JALEN DAVIS' STATISTICS

YEAR	TEAM	G-S	DEFENSE							INTERCEPTIONS					SCORING				
			ST	AT	TT	SKS-YDS	PD	FF	FR-YDS	NO	YDS	AVG	LG	TD	TD	TD-IntRt	TD-FRRt	S	PTS
2018	Miami	3-0	5	1	6	1-5	0	1	0-0	—	—	—	—	—	—	—	—	—	—
2019	Arizona	2-0	0	0	0	0-0	0	0	0-0	—	—	—	—	—	—	—	—	—	—
2020	Arizona	0-0	DID NOT PLAY*							DID NOT PLAY*					DID NOT PLAY*				
	Cincinnati	6-0	3	1	4	0-0	0	0	0-0	—	—	—	—	—	—	—	—	—	—
2021	Cincinnati	15-0	0	5	5	0-0	1	0	0-0	—	—	—	—	—	—	—	—	—	—
2022	Cincinnati	13-0	0	2	2	0-0	0	0	0-0	—	—	—	—	—	—	—	—	—	—
MIA. TOTALS		3-0	5	1	6	1-5	0	1	0-0	—	—	—	—	—	—	—	—	—	—
ARIZ. TOTALS		2-0	0	0	0	0-0	0	0	0-0	—	—	—	—	—	—	—	—	—	—
CIN. TOTALS		34-0	3	8	11	0-0	1	0	0-0	—	—	—	—	—	—	—	—	—	—
CAREER		39-0	8	9	17	1-5	1	1	0-0	—	—	—	—	—	—	—	—	—	—


* NOTE: Davis was on the practice squad for five regular-season games with Arizona in 2020.

YEAR	TEAM	SPECIAL TEAMS									KICKOFF RETURNS						PUNT RETURNS					
		ST	AT	TT	FF	FR-YDS	BP	BFG	BXP	NO	YDS	AVG	FC	LG	TD	NO	YDS	AVG	FC	LG	TD	
2021	Cincinnati	2	0	2	1	0-0	0	0	0	—	—	—	—	—	—	—	—	—	—	—	—	
2022	Cincinnati	0	0	0	0	1-0	0	0	0	—	—	—	—	—	—	—	—	—	—	—	—	
CAREER		2	0	2	1	1-0	0	0	0	—	—	—	—	—	—	—	—	—	—	—	—	

POSTSEASON

YEAR	TEAM	G-S	DEFENSE							INTERCEPTIONS					SCORING				
			ST	AT	TT	SKS-YDS	PD	FF	FR-YDS	NO	YDS	AVG	LG	TD	TD	TD-IntRt	TD-FRRt	S	PTS
2021	Cincinnati	1-0	0	0	0	0-0	0	0	0-0	—	—	—	—	—	—	—	—	—	—
2022	Cincinnati	1-0	0	0	0	0-0	0	0	0-0	—	—	—	—	—	—	—	—	—	—
CAREER		2-0	0	0	0	0-0	0	0	0-0	—	—	—	—	—	—	—	—	—	—

YEAR	TEAM	SPECIAL TEAMS									KICKOFF RETURNS						PUNT RETURNS					
		ST	AT	TT	FF	FR-YDS	BP	BFG	BXP	NO	YDS	AVG	FC	LG	TD	NO	YDS	AVG	FC	LG	TD	
2022	Cincinnati	1	0	1	0	0-0	0	0	0	—	—	—	—	—	—	—	—	—	—	—	—	
CAREER		1	0	1	0	0-0	0	0	0	—	—	—	—	—	—	—	—	—	—	—	—	



DAVIS-GAITHER, AKEEM

LB #59

Height: 6-2
Weight: 228
College: Appalachian State
Experience: 4th-year player in 2023

2022 games-starts: 16-1
Career games-starts: 41-3
Born: 9-21-97
Hometown: Thomasville, N.C.
Acquired: D4'20

A 2020 Bengals fourth-round pick, Davis-Gaither has shown continued progression over three seasons with the team and played in all 16 games during the '22 campaign ... Also saw action in three postseason games, and in the Wild Card Playoff vs. Baltimore he intercepted QB Tyler Huntley on the Ravens' opening drive ... Played in 25 consecutive games to begin his career, before a left foot injury ended his 2021 season ... In 41 career games (three starts), has 89 tackles (60 solos), with two TFLs, a half sack, seven PDs, one INT, one FF and one FR ... Also a key special teams contributor, he played 294 snaps on special teams in the 2022 regular season (67.9 percent; second-most on team) ... Enters 2023 having played 748 snaps on defense and 736 on special teams ... Named the 2019 Sun Belt Conference Defensive Player of the Year as a senior at Appalachian State ... His father, Keith Gaither, is currently the special teams coordinator/running backs coach at the University of Virginia.

Career transactions: Selected by Cincinnati in fourth round of 2020 NFL Draft (107th overall) ... Signed with Bengals on 7-21-20.

Pro career: 2020—Played in all 16 games (two starts) for Bengals as a rookie ... Saw time mostly as a rotational LB, and played 29.6 percent of team's defensive snaps ... Totaled 26 tackles, a half sack, one INT and three PDs on defense, along with five tackles on special teams ... Made NFL debut in season opener on Sept. 13 vs. L.A. Chargers, and made three tackles ... Got into sack column for first time on Oct. 4 vs. Jacksonville, with a half sack of Gardner Minshew on a third down that forced a Jaguars punt ... Made first career start on Oct. 11 at Baltimore, and recorded four tackles and a PD ... Logged season-high 10 tackles in season finale vs. Baltimore, and recorded first career INT when he caught a tipped pass from Lamar Jackson in the second quarter. **2021**—Played in Bengals' first nine regular-season games, before suffering a season-ending left foot injury on Nov. 7 vs. Cleveland ... Totaled 26 tackles, three PDs and a FF ... Recorded two special teams tackles on 151 snaps ... Placed Nov. 9 on Reserve/Injured, where he remained through Cincinnati's run to Super Bowl LVI.

2022—Played in all 16 regular-season games (one start) and three postseason games for Cincinnati ... Saw action on 227 defensive snaps and 294 special teams snaps during regular season ... Totaled 37 tackles (25 solos), with two TFLs, one PD and one FR ... Also had nine tackles on special teams (fourth-most on team) ... Led the Bengals with a career-high 13 tackles (nine solos) on Sept. 25 at the N.Y. Jets, including a two-yard TFL on WR Braxton Berrios in the first quarter ... Started at LB on Oct. 23 against Atlanta, and registered team-high nine tackles (six solos) ... Recorded first career FR on Oct. 31 at Cleveland, jumping on a fumble forced by DE Sam Hubbard in the second quarter ... Played 23 defensive snaps and 48 special teams snaps in the postseason ... Had an INT and four special teams tackles in Wild Card Playoff vs. Baltimore; INT came on Ravens' opening drive, when he picked off QB Tyler Huntley at the Bengals' 40-yard line.

College: Spent five seasons (2015-19) at Appalachian State, with a redshirt year in '15 ... Played in 55 career games and totaled 258 tackles, including 28 for losses and eight sacks, with 17 pass breakups, one INT, two FFs and a blocked FG ... In his five college seasons, he helped App State to a 54-12 record, a 5-0 mark in bowl games and four straight conference titles ... Named Sun Belt Conference Defensive Player of the Year as a senior in 2019 ... Coached by the Bengals' staff at the 2020 Senior Bowl (South team)

High school/personal: Hometown is Thomasville, N.C. (outside Greensboro) ... Attended Thomasville High School, where as a senior he totaled 115 tackles, including 33 for losses and five sacks, along with two FFs ... Also played RB and posted eight rushing TDs over his final two seasons ... Additionally earned three varsity letters in track and field, two in basketball and one in baseball ... His father, Keith Gaither, is a longtime assistant coach in the college ranks, and is currently special teams coordinator/running backs coach at the University of Virginia ... First name is pronounced "AH-keem" and last name is pronounced "DAY-viss-GAY-thur."

AKEEM DAVIS-GAITHER'S STATISTICS

YEAR	TEAM	G-S	DEFENSE							INTERCEPTIONS					SCORING				
			ST	AT	TT	SKS-YDS	PD	FF	FR-YDS	NO	YDS	AVG	LG	TD	TD	TD-IntRt	TD-FRRt	S	PTS
2020	Cincinnati	16-2	16	10	26	0.5-0	3	0	0-0	1	0	0.0	0	0	—	—	—	—	—
2021	Cincinnati	9-0	19	7	26	0-0	3	1	0-0	0	0	—	—	0	—	—	—	—	—
2022	Cincinnati	16-1	25	12	37	0-0	1	0	1-3	0	0	—	—	0	—	—	—	—	—
CAREER		41-3	60	29	89	0.5-0	7	1	1-3	1	0	0.0	0	0	—	—	—	—	—

YEAR	TEAM	SPECIAL TEAMS							KICKOFF RETURNS					PUNT RETURNS							
		ST	AT	TT	FF	FR-YDS	BP	BFG	BXP	NO	YDS	AVG	FC	LG	TD	NO	YDS	AVG	FC	LG	TD
2020	Cincinnati	4	1	5	0	0-0	0	0	0	—	—	—	—	—	—	—	—	—	—	—	—
2021	Cincinnati	2	0	2	0	0-0	0	0	0	—	—	—	—	—	—	—	—	—	—	—	—
2022	Cincinnati	5	4	9	0	0-0	0	0	0	—	—	—	—	—	—	—	—	—	—	—	—
CAREER		11	5	16	0	0-0	0	0	0	—	—	—	—	—	—	—	—	—	—	—	—

POSTSEASON

YEAR	TEAM	G-S	DEFENSE							INTERCEPTIONS					SCORING					
			ST	AT	TT	SKS-YDS	PD	FF	FR-YDS	NO	YDS	AVG	LG	TD	TD	TD-IntRt	TD-FRRt	S	PTS	
2021	Cincinnati	0-0	DID NOT PLAY*							DID NOT PLAY*					DID NOT PLAY*					
2022	Cincinnati	3-0	1	0	1	0-0	1	0	0-0	1	0	0.0	0	0	—	—	—	—	—	—
CAREER		3-0	1	0	1	0-0	1	0	0-0	1	0	0.0	0	0	—	—	—	—	—	—

YEAR	TEAM	SPECIAL TEAMS							KICKOFF RETURNS					PUNT RETURNS							
		ST	AT	TT	FF	FR-YDS	BP	BFG	BXP	NO	YDS	AVG	FC	LG	TD	NO	YDS	AVG	FC	LG	TD
2021	Cincinnati	DID NOT PLAY*							DID NOT PLAY*					DID NOT PLAY*							
2022	Cincinnati	4	1	5	0	0-0	0	0	0	—	—	—	—	—	—	—	—	—	—	—	—
CAREER		4	1	5	0	0-0	0	0	0	—	—	—	—	—	—	—	—	—	—	—	—

* NOTE: Davis-Gaither was on the Reserve/Injured list for three postseason games and on the the Reserve/COVID-19 list for one postseason with Cincinnati in 2021.

2022 REGULAR-SEASON GAME-BY-GAME

DATE	OPPONENT	DEFENSE								INTERCEPTIONS				
		ST	AT	TT	SKS-YDS	INT-YDS	PD	FF	FR-YDS	NO	YDS	AVG	LG	TD
9-11	PITTSBURGH	1	0	1	0-0	0-0	0	0	0-0	—	—	—	—	—
9-18	at Dallas	0	0	0	0-0	0-0	0	0	0-0	—	—	—	—	—
9-25	at N.Y. Jets	9	4	13	0-0	0-0	0	0	0-0	—	—	—	—	—
9-29	MIAMI	1	0	1	0-0	0-0	1	0	0-0	—	—	—	—	—
10-9	at Baltimore	0	0	0	0-0	0-0	0	0	0-0	—	—	—	—	—
10-16	at New Orleans	1	1	2	0-0	0-0	0	0	0-0	—	—	—	—	—
10-23	ATLANTA	6	3	9	0-0	0-0	0	0	0-0	—	—	—	—	—
10-31	at Cleveland	0	0	0	0-0	0-0	0	0	1-3	—	—	—	—	—
11-6	CAROLINA	4	2	6	0-0	0-0	0	0	0-0	—	—	—	—	—
11-13	— BYE —													
11-20	at Pittsburgh	2	0	2	0-0	0-0	0	0	0-0	—	—	—	—	—
11-27	at Tennessee	0	1	1	0-0	0-0	0	0	0-0	—	—	—	—	—
12-4	KANSAS CITY	0	0	0	0-0	0-0	0	0	0-0	—	—	—	—	—
12-11	CLEVELAND	0	0	0	0-0	0-0	0	0	0-0	—	—	—	—	—
12-18	at Tampa Bay	0	1	1	0-0	0-0	0	0	0-0	—	—	—	—	—
12-24	at New England	1	0	1	0-0	0-0	0	0	0-0	—	—	—	—	—
1-2	BUFFALO				(GAME CANCELED)					(GAME CANCELED)				
1-8	BALTIMORE	0	0	0	0-0	0-0	0	0	0-0	—	—	—	—	—
TOTALS		25	12	37	0-0	0-0	1	0	1-3	—	—	—	—	—

DATE	OPPONENT	SPECIAL TEAMS							KICKOFF RETURNS						PUNT RETURNS						
		ST	AT	TT	FF	FR-YDS	BP	BFG	BXP	NO	YDS	AVG	FC	LG	TD	NO	YDS	AVG	FC	LG	TD
9-11	PITTSBURGH	0	0	0	0	0-0	0	0	0	—	—	—	—	—	—	—	—	—	—	—	—
9-18	at Dallas	0	0	0	0	0-0	0	0	0	—	—	—	—	—	—	—	—	—	—	—	—
9-25	at N.Y. Jets	0	0	0	0	0-0	0	0	0	—	—	—	—	—	—	—	—	—	—	—	—
9-29	MIAMI	0	0	0	0	0-0	0	0	0	—	—	—	—	—	—	—	—	—	—	—	—
10-9	at Baltimore	0	0	0	0	0-0	0	0	0	—	—	—	—	—	—	—	—	—	—	—	—
10-16	at New Orleans	0	0	0	0	0-0	0	0	0	—	—	—	—	—	—	—	—	—	—	—	—
10-23	ATLANTA	1	0	1	0	0-0	0	0	0	—	—	—	—	—	—	—	—	—	—	—	—
10-31	at Cleveland	0	2	2	0	0-0	0	0	0	—	—	—	—	—	—	—	—	—	—	—	—
11-6	CAROLINA	0	0	0	0	0-0	0	0	0	—	—	—	—	—	—	—	—	—	—	—	—
11-13	— BYE —																				
11-20	at Pittsburgh	1	0	1	0	0-0	0	0	0	—	—	—	—	—	—	—	—	—	—	—	—
11-27	at Tennessee	0	1	1	0	0-0	0	0	0	—	—	—	—	—	—	—	—	—	—	—	—
12-4	KANSAS CITY	1	1	2	0	0-0	0	0	0	—	—	—	—	—	—	—	—	—	—	—	—
12-11	CLEVELAND	1	0	1	0	0-0	0	0	0	—	—	—	—	—	—	—	—	—	—	—	—
12-18	at Tampa Bay	1	0	1	0	0-0	0	0	0	—	—	—	—	—	—	—	—	—	—	—	—
12-24	at New England	0	0	0	0	0-0	0	0	0	—	—	—	—	—	—	—	—	—	—	—	—
1-2	BUFFALO					(GAME CANCELED)					(GAME CANCELED)										
1-8	BALTIMORE	0	0	0	0	0-0	0	0	0	—	—	—	—	—	—	—	—	—	—	—	—
TOTALS		5	4	9	0	0-0	0	0	0	—	—	—	—	—	—	—	—	—	—	—	—



EVANS, CHRIS

HB #25

Height: 5-11

Weight: 215

College: Michigan

Experience: 3rd-year player in 2023

2022 games-starts: 12-0

Career games-starts: 26-1

Born: 10-5-97

Hometown: Indianapolis, Ind.

Acquired: D6b'21

A sixth-round pick of the Bengals in 2021, Evans has played in 26 games over his first two seasons as a reserve HB and kick returner ... A sure-handed receiver out of the backfield, he has 18 career catches for 189 yards and three TDs, including the game-winning TD in the fourth quarter of Cincinnati's win over Kansas City in Game 12 of the 2022 season ... Has 77 career rushing yards on 17 attempts, all in his '21 rookie campaign ... Serving as the team's primary kick returner through the first nine games of '22, he had 10 KORs for 211 yards (21.1 average) ... Took over kick return role late in '21 regular season, and during postseason run to Super Bowl LVI he averaged 23.4 yards on nine returns.

Career transactions: Selected by Cincinnati in sixth round of 2021 NFL Draft (202nd overall) ... Signed with Bengals on 5-17-21.

Pro career: 2021—Played in 14 regular-season games (one start) and all four postseason games as a rookie for AFC Champion Bengals ... Carried 17 times for 77 yards (4.5 average) during the regular season, and caught 15 passes for 151 yards and two TDs ... Also took over as team's primary KOR late in the regular season, and averaged 29.0 yards on two returns during the regular season and 23.4 on nine returns in the postseason ... Made NFL debut in season-opener vs. Minnesota, and played eight snaps on special teams (no statistics) ... His first career catch came on Sept. 19 at Chicago, a 14-yarder on third-and-18 that set up a 53-yard FG on the next play ... Scored first career TD

— a 24-yard catch on a wheel route from QB Joe Burrow — on opening offensive possession on Oct. 17 at Detroit ... Made first career start in season finale at Cleveland, and caught four passes for 24 yards and a TD while rushing seven times for 35 yards ... Had one catch for three yards in Super Bowl LVI vs. L.A. Rams. **2022—**Played in 12 regular-season games, serving as the team's primary KOR in Games 1-9 ... Inactive for four regular-season games and all three postseason contests ... Totaled 10 KORs for 211 yards (21.1 average), with a long of 29 yards on Oct. 9 at Baltimore ... Also saw action on 18 offensive snaps as a reserve HB, and caught three passes for 38 yards and a TD ... Hauled in 26-yard reception on third down during Bengals' opening drive on Oct. 31 at Cleveland ... On Dec. 4 vs. Kansas City, caught an eight-yard TD pass from QB Joe Burrow in the fourth quarter that proved to be the game-winner.

College: Spent five seasons (2016-20) at the University of Michigan; did not play in '19 ... Played in 42 career games (six starts), and recorded 320 carries for 1795 yards (5.6) and 15 TDs ... Had three career 100-yard rushing games ... Also caught 49 passes for 479 yards and two TDs.

High school/personal: Hometown is Indianapolis, Ind. ... Attended Ben Davis High School in Indianapolis, where as a senior he rushed for 1115 yards and 15 TDs on 188 carries, while catching 40 passes for 511 yards and four TDs ... General studies major at Michigan.

CHRIS EVANS' STATISTICS

YEAR	TEAM	G-S	RUSHING						RECEIVING					SCORING					
			ATT	YDS	AVG	LG	TD	NO	YDS	AVG	LG	TD	TD	TD-R	TD-P	TD-Rt	2-Ptc	PTS	
2021	Cincinnati	14-1	17	77	4.5	13	0	15	151	10.1	24	2	2	0	2	0	0	12	
2022	Cincinnati	12-0	0	0	—	—	0	3	38	12.7	26	1	1	0	1	0	6		
CAREER		26-1	17	77	4.5	13	0	18	189	10.5	26	3	3	0	3	0	18		

YEAR	TEAM	SPECIAL TEAMS								KICKOFF RETURNS						PUNT RETURNS					
		ST	AT	TT	FF	FR-YDS	BP	BFG	BXP	NO	YDS	AVG	FC	LG	TD	NO	YDS	AVG	FC	LG	TD
2021	Cincinnati	4	0	4	0	0-0	0	0	0	2	58	29.0	0	29	0	—	—	—	—	—	—
2022	Cincinnati	0	1	1	0	0-0	0	0	0	10	211	21.1	0	29	0	—	—	—	—	—	—
CAREER		4	1	5	0	0-0	0	0	0	12	269	22.4	0	29	0	—	—	—	—	—	—

RUSHING SINGLE-GAME HIGHS: ATTEMPTS—7 (1-9-22 at Cleveland). YARDS—35 (1-9-22 at Cleveland). LONG—13 (11-28-21 vs. Pittsburgh). TOUCHDOWNS—(None).

RECEIVING SINGLE-GAME HIGHS: RECEPTIONS—4 (1-9-22 at Cleveland). YARDS—49 (10-17-21 at Detroit). LONG—26 (10-31-22 at Cleveland). TOUCHDOWNS—1 (three times; most recently 12-4-22 vs. Kansas City).

KICKOFF RETURN SINGLE-GAME HIGHS: RETURNS—3 (10-31-22 at Cleveland). YARDS—58 (1-9-22 at Cleveland). LONG—29 (two times; most recently on 10-9-22 at Baltimore). TOUCHDOWNS—(none).

POSTSEASON

YEAR	TEAM	G-S	RUSHING						RECEIVING					SCORING					
			ATT	YDS	AVG	LG	TD	NO	YDS	AVG	LG	TD	TD	TD-R	TD-P	TD-Rt	2-Ptc	PTS	
2021	Cincinnati	4-0	2	13	6.5	9	0	1	3	3.0	3	0	—	—	—	—	—		
2022	Cincinnati	0-0	DID NOT PLAY*						DID NOT PLAY*					DID NOT PLAY*					
CAREER		4-0	2	13	6.5	9	0	1	3	3.0	3	0	—	—	—	—	—		

YEAR	TEAM	SPECIAL TEAMS								KICKOFF RETURNS						PUNT RETURNS					
		ST	AT	TT	FF	FR-YDS	BP	BFG	BXP	NO	YDS	AVG	FC	LG	TD	NO	YDS	AVG	FC	LG	TD
2021	Cincinnati	1	0	1	0	0-0	0	0	0	9	211	23.4	32	0	—	—	—	—	—	—	
CAREER		1	0	1	0	0-0	0	0	0	9	211	23.4	32	0	—	—	—	—	—	—	

* NOTE: Evans was inactive for three postseason games with Cincinnati in 2022.

2022 REGULAR-SEASON GAME-BY-GAME

DATE	OPPONENT	RUSHING					RECEIVING				
		ATT	YDS	AVG	LG	TD	NO	YDS	AVG	LG	TD
9-11	PITTSBURGH	0	0	—	—	0	0	0	—	—	0
9-18	at Dallas	0	0	—	—	0	0	0	—	—	0
9-25	at N.Y. Jets	0	0	—	—	0	1	4	4.0	4	0
9-29	MIAMI	0	0	—	—	0	0	0	—	—	0
10-9	at Baltimore	0	0	—	—	0	0	0	—	—	0
10-16	at New Orleans	0	0	—	—	0	0	0	—	—	0
10-23	ATLANTA	0	0	—	—	0	0	0	—	—	0
10-31	at Cleveland	0	0	—	—	0	1	26	26.0	26	0
11-6	CAROLINA	0	0	—	—	0	0	0	—	—	0
11-13	— BYE —										
11-20	at Pittsburgh			INACTIVE					INACTIVE		
11-27	at Tennessee	0	0	—	—	0	0	0	—	—	0
12-4	KANSAS CITY	0	0	—	—	0	1	8	8.0	8t	1
12-11	CLEVELAND			INACTIVE					INACTIVE		
12-18	at Tampa Bay	0	0	—	—	0	0	0	—	—	0
12-24	at New England			INACTIVE					INACTIVE		
1-2	BUFFALO			(GAME CANCELED)					(GAME CANCELED)		
1-8	BALTIMORE			INACTIVE					INACTIVE		
TOTALS		0	0	—	—	0	3	38	12.7	26	1

DATE	OPPONENT	SPECIAL TEAMS								KICKOFF RETURNS						PUNT RETURNS					
		ST	AT	TT	FF	FR-YDS	BP	BFG	BXP	NO	YDS	AVG	FC	LG	TD	NO	YDS	AVG	FC	LG	TD
9-11	PITTSBURGH	0	0	0	0	0-0	0	0	0	0	0	—	0	—	0	—	—	—	—	—	—
9-18	at Dallas	0	0	0	0	0-0	0	0	0	0	0	—	0	—	0	—	—	—	—	—	
9-25	at N.Y. Jets	0	0	0	0	0-0	0	0	0	0	0	—	0	—	0	—	—	—	—	—	
9-29	MIAMI	0	0	0	0	0-0	0	0	0	0	0	—	0	—	0	—	—	—	—	—	
10-9	at Baltimore	0	0	0	0	0-0	0	0	0	2	54	27.0	0	29	0	—	—	—	—	—	
10-16	at New Orleans	0	0	0	0	0-0	0	0	0	2	48	24.0	0	25	0	—	—	—	—	—	
10-23	ATLANTA	0	0	0	0	0-0	0	0	0	2	31	15.5	0	17	0	—	—	—	—	—	
10-31	at Cleveland	0	0	0	0	0-0	0	0	0	3	56	18.7	0	20	0	—	—	—	—	—	
11-6	CAROLINA	0	0	0	0	0-0	0	0	0	1	22	22.0	0	22	0	—	—	—	—	—	
11-13	— BYE —																				
11-20	at Pittsburgh					INACTIVE						INACTIVE						INACTIVE			
11-27	at Tennessee	0	0	0	0	0-0	0	0	0	0	0	—	0	—	0	—	—	—	—	—	
12-4	KANSAS CITY	0	0	0	0	0-0	0	0	0	0	0	—	0	—	0	—	—	—	—	—	
12-11	CLEVELAND					INACTIVE						INACTIVE						INACTIVE			
12-18	at Tampa Bay	0	1	1	0	0-0	0	0	0	0	0	—	0	—	0	—	—	—	—	—	
12-24	at New England					INACTIVE						INACTIVE						INACTIVE			
1-2	BUFFALO					(GAME CANCELED)						(GAME CANCELED)						(GAME CANCELED)			
1-8	BALTIMORE					INACTIVE						INACTIVE						INACTIVE			
TOTALS		0	1	1	0	0-0	0	0	0	10	211	21.1	0	29	0	—	—	—	—	—	—



FORD, CODY

OT #61

Height: 6-3
Weight: 329
College: Oklahoma
Experience: 5th-year player in 2023

2022 games-starts: 11-3
Career games-starts: 49-32
Born: 12-28-96
Hometown: Pineville, La.
Acquired: UFA(Ariz.)'23

Ford signed with the Bengals as an unrestricted free agent in March of 2023 and figures to serve as a key depth piece along the offensive line ... Has 49 games of NFL playing experience with 32 starts — 15 at ROT, nine at RG and eight at LG ... Spent first three seasons in Buffalo as a 2019 second-round draft pick of the Bills, then spent the '22 season with Arizona ... Played collegiately at the University of Oklahoma (2016-18), alongside Bengals OT Orlando Brown Jr.

Career transactions: Selected by Buffalo in second round of 2019 NFL Draft (38th overall) ... Signed with Bills on 5-10-19 ... Acquired by Arizona in trade with Bills on 8-22-22 ... Cardinals contract expired on 3-15-23; became unrestricted free agent ... Signed with Cincinnati as unrestricted free agent on 3-16-23.

Pro career: 2019—Played in all 16 regular-season games with 15 starts at ROT for the Bills ... Blocked for offense that ranked eighth in the NFL in rushing yards per game (128.4) ... Started at ROT in NFL debut on Sept. 8 at N.Y. Jets ... Started at ROT and played 43 offensive snaps in Wild Card Playoff at Houston on Jan. 4. **2020**—Started seven games for Buffalo (five at LG, two at RG) ... Inactive for four games due to injuries ... Suffered knee injury in practice and spent final six games of regular season and all of postseason on Reserve/Injured list. **2021**—Played in 15 games with seven starts at ROG for Buffalo ... Helped the Bills' offense rank fifth in the NFL in total yards per game (381.9) and third in points per game (28.4) ... Blocked for QB Josh Allen, who finished regular season with and 4407 passing yards (eighth in NFL) and 763 rushing yards ... Played in both of Buffalo's postseason games, seeing action on three offensive snaps and 11 special teams snaps. **2022**—Traded from Buffalo to Arizona during training camp and went on to play in 11 games with three starts at LG for the Cardinals ... Saw action on 29 percent of offensive snaps (349 of 1203), along with 38 special teams snaps.

College: Played 29 games (21 starts) in four seasons at Oklahoma (2015-18) ... Started 14 games as senior in 2018; earning first-team All-Big 12 and third-team All-America honors ... Part of blocking effort for back-to-back Heisman Trophy winners in QB Baker Mayfield (2017) and QB Kyler Murray (18) ... Started first three games as sophomore before leg injury ended season.

High school/personal: Hometown is Pineville, La. ... Attended Pineville High School, where he earned first-team All-State honors as a senior in 2014 ... Also competed in basketball and track and field ... Won the shot put event at the District 2-5A Track and Field Championships as a senior ... Majored in criminology at Oklahoma.

CODY FORD'S STATISTICS

GAMES-STARTS			
YEAR	TEAM	GAMES	STARTS
2019	Buffalo	16	15
2020	Buffalo	7	7
2021	Buffalo	15	7
2022	Arizona	11	3
BUFF. TOTALS		38	29
ARIZ. TOTALS		11	3
CAREER		49	32

POSTSEASON

GAMES-STARTS			
YEAR	TEAM	GAMES	STARTS
2019	Buffalo	1	1
2020	Buffalo	*DID NOT PLAY	
2021	Buffalo	2	0
CAREER		3	1

* NOTE: Ford was on the Reserve/Injured list for three postseason games with Buffalo in 2020.



GEORGE, ALLAN

CB #42

Height: 5-11
Weight: 191
College: Vanderbilt
Experience: 1st-year player in 2023

2022 games-starts: 4-0
Career games-starts: 4-0
Born: 7-16-99
Hometown: Andalusia, Ala.
Acquired: CFA'22

A college free agent signee of the Bengals in the 2022 offseason, George spent 12 games as a rookie on Cincinnati's practice squad, but played in four contests in the second half of the regular season ... Was signed to the team's active roster prior to the regular-season finale, and played in all three postseason games ... Saw action on 36 defensive snaps and 20 special teams snaps in regular season, recording two tackles ... Played four seasons at Vanderbilt (2018-21), where he showed the ability to line up on the outside or against slot WRs ... He and former Vanderbilt teammate, OT Devin Cochran, both signed with the Bengals as college free agents during the 2022 offseason.

Career transactions: Signed with Cincinnati as college free agent on 5-13-22 ... Waived by Bengals on 9-5-22 ... Signed to Bengals practice squad on 9-6-22 ... Signed to Bengals roster on 1-2-23.

Pro career: 2022—Played in four regular-season games and all three postseason contests as a rookie ... Began the season on the team's practice squad, where he spent the first eight games before being elevated to active roster for Game 9 ... Remained on practice squad until Jan. 2, when he was

signed to the active roster ... Saw action on 36 defensive snaps and 20 special teams snaps during the regular season, totaling two solo tackles ... Made NFL debut on Nov. 6 vs. Carolina ... Both tackles came on Dec. 18 at Tampa Bay ... Played 12 special teams snaps in the postseason.

College: Played four seasons at Vanderbilt (2018-21) ... In 45 games played (26 starts), totaled 142 tackles (101 solos), two sacks, two INTs and one FF ... SEC Academic Honor Roll member as a senior ... Redshirted his true freshman season in 2017.

High school/personal: Hometown is Andalusia, Ala. ... Attended Andalusia High School ... Recorded 49 tackles and seven INTs as a senior, helping team to a 12-2 record and appearance in the state semifinals ... Also played basketball ... Married former Vanderbilt cheerleader Katlyn Richardson in July 2021 ... Majored in medicine, health and society at Vanderbilt.


NOTE ABOUT NFL EXPERIENCE: George did not earn an accrued year of experience toward NFL free agency in 2022.

ALLAN GEORGE'S STATISTICS

YEAR	TEAM	G-S	DEFENSE							INTERCEPTIONS					SCORING				
			ST	AT	TT	SKS-YDS	PD	FF	FR-YDS	NO	YDS	AVG	LG	TD	TD	TD-IntRt	TD-FRRt	S	PTS
2022	Cincinnati	4-0	2	0	2	0-0	0	0	0-0	—	—	—	—	—	—	—	—	—	
CAREER		4-0	2	0	2	0-0	0	0	0-0	—	—	—	—	—	—	—	—	—	

POSTSEASON

YEAR	TEAM	G-S	DEFENSE							INTERCEPTIONS					SCORING				
			ST	AT	TT	SKS-YDS	PD	FF	FR-YDS	NO	YDS	AVG	LG	TD	TD	TD-IntRt	TD-FRRt	S	PTS
2022	Cincinnati	3-0	0	0	0	0-0	0	0	0-0	—	—	—	—	—	—	—	—	—	
CAREER		3-0	0	0	0	0-0	0	0	0-0	—	—	—	—	—	—	—	—	—	



GILLIAM, NATE

G #66

Height: 6-5
Weight: 300
College: Wake Forest
Experience: 1st-year player in 2023

2022 games-starts: 0-0
Career games-starts: 0-0
Born: 7-6-97
Hometown: Knoxville, Tenn.
Acquired: FA'22

The Bengals signed Gilliam midway through training camp in 2022, adding a depth piece in the offensive line room ... He was waived during final cuts, but then was signed to Cincinnati's practice squad where he spent the entire regular season and postseason ... Originally entered the league in 2020 as a college free agent signee of the L.A. Chargers ... Spent the entire 2020 campaign and part of the '21 season on the Chargers' practice squad, then was signed to Pittsburgh's practice squad in December 2021 ... Has yet to make NFL debut.

Career transactions: Signed with L.A. Chargers as college free agent on 4-30-20 ... Waived by Chargers on 9-5-20 ... Signed to Chargers practice squad on 9-6-20 ... Signed to Chargers roster on 1-4-21 (Reserve/Future) ... Waived by Chargers on 8-31-21 ... Signed to Chargers practice squad on 9-1-21 ... Released from Chargers practice squad on 10-26-21 ... Signed to Pittsburgh practice squad on 12-21-21 ... Released from Steelers practice squad on 12-28-21 ... Signed to Steelers practice squad on 1-7-22 ... Signed to Steelers roster on 1-18-22 (Reserve/Future) ... Waived by Steelers on 8-16-22 ... Signed with Cincinnati as free agent on 8-19-22 ... Waived by Bengals on 8-30-22 ... Signed to Bengals practice squad on 8-31-22 ... Signed to Bengals roster on 1-31-23 (Reserve/Future).

Pro career: 2020—Spent training camp with the L.A. Chargers after signing as a college free agent during offseason ... Spent entire regular season on Chargers' practice squad. **2021**—Spent first six games on Chargers' practice squad, then was waived following team's bye week ... Was not with an NFL team from Weeks 8-15, before he was signed to Pittsburgh's practice squad. **2022**—Spent entire season on Cincinnati's practice squad ... Waived by Pittsburgh midway through training camp, before signing with the Bengals as a free agent.

College: Spent four seasons at Wake Forest University (2016-19), playing in 47 career games ... Third-team All-ACC selection as a senior in 2019,

when he started all 12 games ... As a junior, started all 13 games and played a team-high 1121 offensive snaps.

High school/personal: Hometown is Knoxville, Tenn. ... Attended Farragut High School in Knoxville, where as a senior he was a team captain and named first-team All-State in Class 6A ... Brother, Jacob, was a starting offensive lineman at the University of Tennessee in 2014 ... Graduated from Wake Forest in December 2018 with a bachelor's degree in economics ... Last name is pronounced "GILL-um."

NOTE ABOUT NFL EXPERIENCE: Gilliam did not earn an accrued year of experience toward NFL free agency in 2020, '21 or '22.


NATE GILLIAM'S STATISTICS

GAMES-STARTS			
YEAR	TEAM	GAMES	STARTS
2020	L.A. Chargers		*DID NOT PLAY
2021	L.A. Chargers		*DID NOT PLAY
	Pittsburgh		*DID NOT PLAY
2022	Cincinnati		*DID NOT PLAY
CAREER		0	0

POSTSEASON

GAMES-STARTS			
YEAR	TEAM	GAMES	STARTS
2021	Pittsburgh		*DID NOT PLAY
2022	Cincinnati		*DID NOT PLAY
CAREER		0	0

* NOTE: Gilliam was on the practice squad for 16 regular-season games with the L.A. Chargers in 2020. In 2021, he was on the practice squad for six regular-season games with the L.A. Chargers, and he was on the practice squad for two regular-season games and one postseason game with Pittsburgh. In 2022, he was on the practice squad for 16 regular-season games and three postseason games with Cincinnati.



GUNTER, JEFF

DE #93

Height: 6-4
Weight: 263
College: Coastal Carolina
Experience: 2nd-year player in 2023

2022 games-starts: 10-0
Career games-starts: 10-0
Born: 6-1-99
Hometown: Durham, N.C.
Acquired: D7'22

A seventh-round draft pick of the Bengals in 2022, Gunter earned a roster spot out of training camp and saw action in 10 games as a rookie ... Recorded one assisted tackle in 37 defensive snaps, and also lined up for 78 snaps on special teams ... Racked up 18 sacks in four seasons at Coastal Carolina (2017-18, '20-21), where he was a three-time All-Sun Belt Conference selection ... Transferred to North Carolina State for the 2019 season, but returned to Coastal Carolina for junior and senior years.

Career transactions: Selected by Cincinnati in seventh round of 2022 NFL Draft (252nd overall) ... Signed with Bengals on 5-20-22.

Pro career: 2022—Played in 10 regular-season games as a rookie ... Inactive for five regular-season games and three postseason contests ... Played in all three preseason games, totaling six tackles (four solos), one sack and one PD ... Saw action on 37 defensive snaps and 78 special teams snaps in regular season ... Sustained knee injury in warmups of Oct. 16 game at New Orleans that made him active/DNP for that contest and inactive for Game 7 vs. Atlanta ...

Logged first career tackle on Dec. 18 at Tampa Bay.

College: Played four seasons at Coastal Carolina (2017-18, '20-21) ... Transferred to North Carolina State in 2019, but did not play in any games due to NCAA transfer rules and returned to Coastal the following year ... Recorded 174 tackles (96 solo), 18 sacks, 40 TFLs, nine FFs, one FR, five PDs and one INT ... Also had two blocked kicks on special teams ... His 18 sacks rank second in program history ... Named first-team All-Sun Belt Conference in 2018 and '20, and second-team in '21 ... Received invitations to play in the 2022 East-West Shrine Bowl and NFLPA Collegiate Bowl.

High school/personal: Hometown is Durham, N.C., where he attended Riverside High School ... Earned all-conference honors as junior and senior ... As senior, he tallied 55 tackles, 12 TFLs, 8.5 sacks and an INT ... His college roommate was Tarron Jackson, who now plays DE for the Philadelphia Eagles ... Graduated from Coastal Carolina with degree in economics in December, 2020.

JEFF GUNTER'S STATISTICS

YEAR	TEAM	G-S	DEFENSE							INTERCEPTIONS					SCORING				
			ST	AT	TT	SKS-YDS	PD	FF	FR-YDS	NO	YDS	AVG	LG	TD	TD	TD-IntRt	TD-FRRt	S	PTS
2022	Cincinnati	10-0	0	1	1	0-0	0	0	0-0	—	—	—	—	—	—	—	—	—	—
CAREER		10-0	0	1	1	0-0	0	0	0-0	—	—	—	—	—	—	—	—	—	—

YEAR	TEAM	SPECIAL TEAMS								KICKOFF RETURNS						PUNT RETURNS					
		ST	AT	TT	FF	FR-YDS	BP	BFG	BXP	NO	YDS	AVG	FC	LG	TD	NO	YDS	AVG	FC	LG	TD
2022	Cincinnati	0	0	0	0	0-0	0	1	0	—	—	—	—	—	—	—	—	—	—	—	—
CAREER		0	0	0	0	0-0	0	1	0	—	—	—	—	—	—	—	—	—	—	—	—

POSTSEASON

YEAR	TEAM	G-S	DEFENSE							INTERCEPTIONS					SCORING					
			ST	AT	TT	SKS-YDS	PD	FF	FR-YDS	NO	YDS	AVG	LG	TD	TD	TD-IntRt	TD-FRRt	S	PTS	
2022	Cincinnati	0-0	DID NOT PLAY*																	
CAREER		0-0	0	0	0	0-0	0	0	0-0	—	—	—	—	—	—	—	—	—	—	—

* NOTE: Gunter was inactive for three postseason games with Cincinnati in 2022.



HENDRICKSON, TREY

DE #91

Height: 6-4
Weight: 270
College: Florida Atlantic
Experience: 7th-year player in 2023

2022 games-starts: 15-15
Career games-starts: 76-47
Born: 12-5-94
Hometown: Apopka, Fla.
Acquired: UFA(N.O.)'21

A premier pass rusher, Hendrickson has earned a Pro Bowl selection in back-to-back seasons since signing with Cincinnati as an unrestricted free agent in the 2021 offseason ... Over the past two seasons, his 22 sacks rank as the eighth most in the NFL, while his six FFs are tied for sixth ... Had 32 tackles during the 2022 regular season with a team-leading eight sacks, six TFLs, three PDs and three FFs ... Posted 14 sacks in debut Bengals season in 2021, the fifth-most in the league and second-most in team history ... Went on to post 3.5 sacks in four postseason games to help lead Cincinnati to Super Bowl LVI ... Originally a third-round pick of New Orleans in 2017, and spent his first four NFL seasons with the Saints ... After filling rotational role in first three seasons, he earned a larger role in 2020 and ended up tying for the NFC lead in sacks (13.5) ... His 35.5 sacks since the 2020 season are fourth most in the NFL.

Career transactions: Selected by New Orleans in third round of 2017 NFL Draft (103rd overall) ... Signed with Saints on 6-2-17 ... Saints contract expired on 3-17-21; became unrestricted free agent ... Signed with Cincinnati as unrestricted free agent on 3-19-21.

Pro career: 2017—Played in 12 games as a rookie for New Orleans ... Missed final three games with an ankle injury, but returned for the playoffs ... Posted 13 tackles, two sacks, two PDs and a FF ... Made NFL debut on Sept. 17 vs. New England, and recorded three tackles before leaving the game in the second quarter (left leg) ... Recorded his first career sack and FF (Panthers recovered) on the same play on Sept. 24 at Carolina, when he took down Cam Newton in the third quarter. **2018**—Played in five games for New Orleans, and had eight tackles ... Played in NFC Championship vs. L.A. Rams (no statistics). **2019**—Played in 13 games (three starts) for New Orleans ... Totaled 19 tackles, 4.5 sacks and a FF ... Recorded first career multi-sack game in season-opener vs. Houston, with two third-down takedowns of Deshaun Watson ... Also started Saints' Wild Card Playoff vs. Minnesota, and had third-down sack of Vikings QB Kirk Cousins in the first quarter. **2020**—Had breakout season with Saints, starting 15 games and posting 13.5 sacks among his 25 tackles ... Also had a PD and FF ... Had 1.5 sacks (both on third down) of Justin Herbert on Oct. 12 on Monday Night Football ... Sacked Tom Brady on two consecutive plays for a combined loss of 13 yards on Nov. 8 at Tampa Bay ... Recorded two sacks of Matt Ryan on Nov. 22 vs. Atlanta ... On Dec. 20 vs. Kansas City, sacked Patrick Mahomes twice, including a sack-fumble (Saints recovered) that set up a score three plays later ... Started Saints' Divisional Playoff vs. Tampa Bay (no statistics). **2021**—Played in 16 regular-season games (14 starts at RDE) and four postseason games (all starts at RDE) in first Bengals season ... His team-high 14 sacks during the regular season were fifth-most in the NFL and second-most in team history ... Recorded at least a half sack in 11 straight games (Games 5-15), the longest such streak in team history and tied for the second-

longest in NFL history ... Also helped Cincinnati rank fifth leaguewide in rushing defense (102.5 yards per game) during the regular season ... Sacked QB Aaron Rodgers twice on Oct. 10 vs. Green Bay ... On Nov. 21 at Las Vegas, recorded a strip sack of Raiders QB Derek Carr, which DE Sam Hubbard recovered ... Had a strip sack of Ben Roethlisberger the following week on Nov. 28 vs. Pittsburgh; Hubbard recovered, and it set up a Bengals FG drive ... Recorded a sack/fumble (Bengals recovered) of Derek Carr in the first quarter of Wild Card Playoff vs. Las Vegas, and the Bengals turned it into a FG ... Recorded third-down sacks of Patrick Mahomes on consecutive possessions in the fourth quarter of AFC Championship, both of which forced punts ... Took down Matthew Stafford for a seven-yard sack in Super Bowl LVI vs. L.A. Rams. **2022**—Started 15 regular-season games and all three postseason games at RDE ... Inactive for Game 14 at Tampa Bay due to a right wrist injury ... Earned second consecutive Pro Bowl nod ... Totaled 32 tackles (22 solos), with team-leading eight sacks ... Also had three FFs and three PDs ... Key contributor to Cincinnati defense that ranked sixth in the NFL in points allowed per game (20.1) and seventh in rushing yards allowed per game (106.6) ... On Sept. 25 at the N.Y. Jets, logged 2.5 sacks and two FFs (one recovered by Bengals) to earn AFC Defensive Player of the Week honors; became first Bengal since at least 2000 with two-plus sacks and two FFs in a single game ... Tallied two sacks on Nov. 20 at Pittsburgh, bringing down QB Kenny Pickett twice in the fourth quarter ... Added two more sacks in regular-season finale vs. Baltimore, the first of which forced a fumble in the Ravens' end zone that DE Joseph Ossai recovered for a TD just before halftime ... Lined up for 103 of a possible 173 defensive snaps in the postseason, recording two tackles ... Both tackles came in AFC Championship at Kansas City, including a stop on third down to force a FG attempt in the first quarter.

Pro Bowl participation: Selected to two games (2021-22) as a reserve DE for the AFC ... Did not play in 2021 season game, as Bengals advanced to Super Bowl LVI ... Participated in Pro Bowl Games following 2022 season.

College: Played four seasons (2013-16) at Florida Atlantic ... Finished career with a school-record 29.5 sacks, along with 42.5 tackles for losses, eight FFs, two FRs and three PDs ... Earned first-team All-Conference USA honors as a senior, and was named the conference's Defensive MVP.

High school/personal: Hometown is Apopka, Fla. (outside Orlando) ... Attended Apopka High School, where he helped his team to a state championship as a senior in 2012 ... As a senior, had three INTs and two TDs on defense, 547 receiving yards and seven TDs on offense, and two blocked punts and a blocked PAT on special teams ... His father, Collie, played football at Missouri Southern State University ... Criminal justice major at FAU.

TREY HENDRICKSON'S STATISTICS

YEAR	TEAM	G-S	DEFENSE					INTERCEPTIONS					SCORING					
			ST	AT	TT	SKS-YDS	PD	FF	FR-YDS	NO	YDS	AVG	LG	TD	TD	TD-IntRt	TD-FRRt	S
2017	New Orleans	12-0	7	6	13	2-15	2	1	0-0	—	—	—	—	—	—	—	—	—
2018	New Orleans	5-0	7	1	8	0-0	0	0	0-0	—	—	—	—	—	—	—	—	—
2019	New Orleans	13-3	11	8	19	4.5-24	0	1	0-0	—	—	—	—	—	—	—	—	—
2020	New Orleans	15-15	22	3	25	13.5-71	1	1	0-0	—	—	—	—	—	—	—	—	—
2021	Cincinnati	16-14	21	13	34	14-96.5	0	3	0-0	—	—	—	—	—	—	—	—	—
2022	Cincinnati	15-15	22	10	32	8-47.5	3	3	0-0	—	—	—	—	—	—	—	—	—
N.O. TOTALS		45-18	47	18	65	20-110	3	3	0-0	—	—	—	—	—	—	—	—	—
CIN. TOTALS		31-29	43	23	66	22-144	3	6	0-0	—	—	—	—	—	—	—	—	—
CAREER		76-47	90	41	131	42-254	6	9	0-0	—	—	—	—	—	—	—	—	—

POSTSEASON																			
YEAR	TEAM	G-S	DEFENSE							INTERCEPTIONS					SCORING				
			ST	AT	TT	SKS-YDS	PD	FF	FR-YDS	NO	YDS	AVG	LG	TD	TD	TD-IntRt	TD-FRRt	S	PTS
2017	New Orleans	2-0	3	1	4	0-0	0	0	0-0	—	—	—	—	—	—	—	—	—	—
2018	New Orleans	1-0	0	0	0	0-0	0	0	0-0	—	—	—	—	—	—	—	—	—	—
2019	New Orleans	1-1	5	0	5	1-6	1	0	0-0	—	—	—	—	—	—	—	—	—	—
2020	New Orleans	1-1	0	0	0	0-0	0	0	0-0	—	—	—	—	—	—	—	—	—	—
2021	Cincinnati	4-4	5	3	8	3.5-33.5	0	1	0-0	—	—	—	—	—	—	—	—	—	—
2022	Cincinnati	3-3	1	1	2	0-0	0	0	0-0	—	—	—	—	—	—	—	—	—	—
N.O. TOTALS		5-2	8	1	9	1-6	1	0	0-0	—	—	—	—	—	—	—	—	—	—
CIN. TOTALS		7-7	6	4	10	3.5-33.5	0	1	0-0	—	—	—	—	—	—	—	—	—	—
CAREER		12-9	14	5	19	4.5-39.5	1	1	0-0	—	—	—	—	—	—	—	—	—	—

2022 REGULAR-SEASON GAME-BY-GAME																			
DATE	OPPONENT	ST	AT	TT	DEFENSE					INTERCEPTIONS									
					SKS-YDS	INT-YDS	PD	FF	FR-YDS	NO	YDS	AVG	LG	TD					
9-11	PITTSBURGH	3	1	4	0-0	0-0	0	0	0-0	—	—	—	—	—					
9-18	at Dallas	1	0	1	0-0	0-0	0	0	0-0	—	—	—	—	—					
9-25	at N.Y. Jets	2	2	4	2.5-21.5	0-0	0	2	0-0	—	—	—	—	—					
9-29	MIAMI	0	0	0	0-0	0-0	0	0	0-0	—	—	—	—	—					
10-9	at Baltimore	2	0	2	0-0	0-0	0	0	0-0	—	—	—	—	—					
10-16	at New Orleans	2	1	3	0-0	0-0	1	0	0-0	—	—	—	—	—					
10-23	ATLANTA	1	1	2	1-1	0-0	0	0	0-0	—	—	—	—	—					
10-31	at Cleveland	1	4	5	0.5-0	0-0	0	0	0-0	—	—	—	—	—					
11-6	CAROLINA	1	0	1	0-0	0-0	1	0	0-0	—	—	—	—	—					
11-13	— BYE —									—	—	—	—	—					
11-20	at Pittsburgh	4	1	5	2-16	0-0	1	0	0-0	—	—	—	—	—					
11-27	at Tennessee	1	0	1	0-0	0-0	0	0	0-0	—	—	—	—	—					
12-4	KANSAS CITY	0	0	0	0-0	0-0	0	0	0-0	—	—	—	—	—					
12-11	CLEVELAND	1	0	1	0-0	0-0	0	0	0-0	—	—	—	—	—					
12-18	at Tampa Bay				INACTIVE					—	—	—	—	—					
12-24	at New England	1	0	1	0-0	0-0	0	0	0-0	—	—	—	—	—					
1-2	BUFFALO				(GAME CANCELED)					—	—	—	—	—					
1-8	BALTIMORE	2	0	2	2-9	0-0	0	1	0-0	—	—	—	—	—					
TOTALS		22	10	32	8-47.5	0-0	3	3	0-0	—	—	—	—	—					



HEYWARD, SHAKA

LB #50

Height: 6-3
Weight: 238
College: Duke
Experience: Rookie in 2023

2022 games-starts: 0-0
Career games-starts: 0-0
Born: 4-19-00
Hometown: Dacula, Ga.
Acquired: CFA'23

A native of Dacula, Ga., Heyward joined the Bengals in May as a college free agent ... Spent five seasons (2018-22) at Duke, where he was a two-time All-ACC performer, starting 41 of 51 career games played ... Logged 340 career tackles, with 32.5 TFLs and 11 sacks, while recording four INTs, 11 PDs and five FRs ... Has an extensive football background in his family, including cousins Cameron and Connor Heyward, who both play for the Pittsburgh Steelers.

Career transactions: Signed with Cincinnati as college free agent on 5-12-23.

College: Played in 51 games with 41 starts in five seasons (2018-22) at Duke ... Recorded 340 tackles, 32.5 TFLs, 11 sacks, four INTs, 11 PDs and five FRs. **2022**—Selected a team captain ... Started all 12 games at LB ... Third-team All-ACC selection ... Totaled 94 tackles (49 solos), with six for losses and two sacks, along with two INTs, eight PDs and two FRs ... Ranked second on the team in tackles and tied for team lead in INTs ... Logged double-digit tackles in four games ... Had a FR in consecutive games, on Oct. 15 vs. North Carolina and Oct. 22 at Miami (Fla.) ... Also combined for 17 tackles in those contests. **2021**—Started all 12 games at LB ... Selected to All-ACC third team ... Led Duke and ranked fifth in ACC with 98 tackles (38 solos) ... Had 11.5 TFLs and three sacks, along with one INT and two PDs ... Played a team-high 1019 total snaps ... Led or finished second on team in tackles in 10-of-12 games ... Posted career-high 16 tackles, with one for a loss, on Sept. 10 vs. North Carolina A&T. **2020**—Started all 11 games at LB ... Led Duke with 80 tackles (49 solos), with 8.5 TFLs and three sacks ... Added one FR and a safety, with both occurring on Nov. 28 at

Georgia Tech ... Also recovered a muffed punt and returned it for first-career TD at Georgia Tech ... Posted 12 tackles (nine solos) with one sack on Oct. 31 vs. Charlotte. **2019**—Played in all 12 games, starting six at LB as a redshirt-freshman ... Registered 68 tackles (39 solos), 6.5 TFLs, 3.5 sacks, one INT and two FRs ... Finished fourth on team in tackles and third among ACC freshmen ... Logged season-high 15 tackles with two for losses and a sack on Oct. 26 at North Carolina ... Added another sack along with first-career INT the following week on Nov. 9 vs. Notre Dame. **2018**—Played in four games as a true freshman, seeing action on 18 snaps.

High school: Attended Mill Creek High School in Hoschton, Ga. ... Recorded 90 tackles with five sacks and one INT, eight PDs, one FF and one FR as a senior in 2017 ... Had two defensive TDs (one FR, one INT) ... Totaled 78 tackles as a junior, helping Mill Creek reach the Georgia High School Association Class 6A semifinals.

Personal: Hometown is Dacula, Ga. ... Majored in evolutionary anthropology at Duke ... Late cousin, Craig Heyward, played collegiately at the University of Pittsburgh and spent 11 seasons in the NFL as a FB with five teams ... Cousin, Cameron Heyward, played at Ohio State and currently plays DT for the Pittsburgh Steelers ... Cousin, Connor Heyward, played collegiately at Michigan State and currently plays TE/FB for the Steelers ... In 2020, was awarded the Vincent Rey Award, a Duke football honor presented to the team's top linebacker that is named after former Blue Devil and former Bengal Vincent Rey ... Rey currently serves as the Bengals' team chaplain.



HIGGINS, TEE

WR #5

Height: 6-4
Weight: 219
College: Clemson
Experience: 4th-year player in 2023

2022 games-starts: 16-14
Career games-starts: 46-42
Born: 1-18-99
Hometown: Oak Ridge, Tenn.
Acquired: D2'20

A 2020 second-round pick of the Bengals, Higgins has quickly become one of the NFL's top young receivers ... Has posted 1000-plus receiving yards in each of the last two seasons, with 74 catches for 1029 yards and seven TDs in 2022 ... His 3028 career receiving yards are the second-most by a Bengal in his first three seasons, trailing only A.J. Green (3833 in 2011-13) ... Missed three games due to injury in 2021 and faced multiple on-field setbacks in '22 (did not play in nearly nine combined quarters), but has still managed to be among the league's most productive WRs when healthy ... Has 10 career 100-yard receiving games, including four in 2022 season ... Caught 74 passes for 1091 yards and six TDs during 2021 regular season, then had 18 for 309 in four-game postseason run ... Had two TD catches and posted a game-high 100 receiving yards in Super Bowl LVI ... Played three seasons (2017-19) at Clemson, and his 27 career receiving TDs tied DeAndre Hopkins and Sammy Watkins for the most in school history.

Career transactions: Selected by Cincinnati in second round of 2020 NFL Draft (33rd overall) ... Signed with Bengals on 7-28-20.

Pro career: 2020—Played in all 16 games (14 starts) as a rookie ... Led team in receiving yards (908) and receiving TDs (six), and was second in catches (67) ... At the time, his receptions total tied Cris Collinsworth for Bengals rookie record, while receiving yardage total was fourth and receiving TDs total tied for fifth ... Ranked third among NFL rookies in 2020 in receptions, receiving yards and receiving TDs ... Made NFL debut on Sept. 13 vs. L.A. Chargers (no statistics) ... Recorded first career start and first career reception (18-yarder) on Sept. 17 at Cleveland ... Caught first (one yard) and second (four yards) career TD passes on Sept. 27 at Philadelphia, becoming the fifth Bengals rookie ever with a multi-TD performance ... Tallied first career 100-yard receiving game on Oct. 18 at Indianapolis, when he hauled in six catches for season-high 125 yards, including a 67-yarder that set up a TD on the next play ... Recorded 115 receiving yards and a two-yard TD on season-high seven catches on Nov. 15 at Pittsburgh ... Left season-finale vs. Baltimore with an injury on Cincinnati's first possession. **2021**—Started 14 regular-season games and played in all four postseason games (three starts) ... Missed Games 3-4 due to shoulder injury, and Game 17 when Cincinnati rested starters for playoffs ... Caught 74 passes for 1091 yards and six TDs during the regular season ... Had four 100-yard receiving games in the regular season, with each coming in his final six games ... Streak of three straight 100-yard receiving games tied for the third-longest such streak in team history — 114 yards and a TD on Nov. 28 vs. Pittsburgh, 138 yards and a TD on Dec. 5 vs. the L.A. Chargers, and 114 yards on Dec. 12 vs. San Francisco ... Posted career-highs in catches (12) and receiving yards (194), with two TDs, on Dec. 26 vs. Baltimore ... Caught six passes for game-high 103 yards in AFC Championship win at Kansas City ... Caught four passes for game-high 100 yards in Super Bowl LVI, including two TDs — 75-yarder on first

offensive play of the second half was the longest play from scrimmage in Bengals postseason history. **2022**—Played in all 16 regular-season games (14 starts) and started all three postseason contests ... Caught 74 passes for 1029 yards and seven TDs during the regular season ... One of five players in team history with multiple 1000-yard receiving campaigns within his first three seasons ... Managed to play at least one snap in every game, but three separate injuries forced him to miss nearly nine full quarters of play ... Led the team with six catches for 71 yards on Sept. 18 at Dallas, and caught five-yard TD pass from Joe Burrow with 3:45 left in fourth quarter to bring the Bengals within two points ... Netted 124 yards on seven catches, including a 59-yard TD grab in the second quarter on Sept. 29 against Miami ... Caught a 41-yard TD pass in the fourth quarter on Oct. 31 at Cleveland ... Delivered back-to-back 100-yard receiving games with teammate Ja'Marr Chase out of the lineup in Games 10-11, beginning with a nine-catch, 148-yard stat line on Nov. 20 at Pittsburgh; eight of his catches went for first downs ... Caught seven passes for 114 yards on Nov. 27 at Tennessee, including a contested 27-yard TD early in fourth quarter that proved to be the game-winner ... Surpassed 1000-yard mark with eight grabs for 128 yards on Dec. 24 at New England, and capped off game's opening drive with a nine-yard TD reception ... Caught 13 passes for 148 yards and a TD during postseason ... In AFC Championship at Kansas City, showed off athleticism by leaping over CB Jaylen Watson for game-tying 27-yard TD catch in the third quarter; finished with team-high 83 yards on six receptions.

College: Spent three seasons (2017-19) at Clemson ... Played in 43 career games, and compiled 135 receptions for 2448 yards and 27 TDs ... Receiving TDs total tied for most in school history with DeAndre Hopkins and Sammy Watkins ... First player in school history with double-digit TD receptions in consecutive seasons ... Helped Clemson to berths in the college football playoff in each of his three seasons ... Tigers finished 15-0 and won national championship during his sophomore season in 2018, and 14-1 and national runners up as a junior in '19 (lost to Joe Burrow's and Ja'Marr Chase's LSU Tigers).

High school/personal: Hometown is Oak Ridge, Tenn. (outside Knoxville) ... Attended Oak Ridge High School, where he won Tennessee's Mr. Football award for the AAAAA level as both a junior and senior ... Caught 68 passes for 1044 yards and 18 TDs as a senior, and added three scores on punt returns and another on an INT return ... Considered one of the top WR prospects in the country, and played in 2017 Under Armour All-American Game ... Also an outstanding prep basketball player, he averaged 15 points and 6.6 rebounds per game as junior and was finalist for Tennessee's Mr. Basketball award ... Sports communication major at Clemson ... Considered former Bengal A.J. Green his favorite NFL player growing up and says he modeled his game after Green.

TEE HIGGINS' STATISTICS

YEAR	TEAM	G-S	RECEIVING					RUSHING					SCORING					
			NO	YDS	AVG	LG	TD	ATT	YDS	AVG	LG	TD	TD	TD-R	TD-P	TD-Rt	2-PtC	PTS
2020	Cincinnati	16-14	67	908	13.6	67	6	5	28	5.6	13	0	6	0	6	0	0	36
2021	Cincinnati	14-14	74	1091	14.7	54	6	0	0	—	—	0	6	0	6	0	1	38
2022	Cincinnati	16-14	74	1029	13.9	59t	7	0	0	—	—	0	7	0	7	0	1	44
CAREER		46-42	215	3028	14.1	67	19	5	28	5.6	13	0	19	0	19	0	2	118

RECEIVING SINGLE-GAME HIGHS: RECEPTIONS—12 (12-26-21 vs. Baltimore). YARDS—194 (12-26-21 vs. Baltimore). LONG—67 (10-18-20 at Indianapolis). TOUCHDOWNS—2 (two times; most recently 12-26-21 vs. Baltimore).


RUSHING SINGLE-GAME HIGHS: ATTEMPTS—2 (11-1-20 vs. Tennessee). YARDS—13 (10-4-20 vs. Jacksonville). LONG—13 (10-4-20 vs. Jacksonville). TOUCHDOWNS—(none).

POSTSEASON

YEAR	TEAM	G-S	RECEIVING					RUSHING					SCORING					
			NO	YDS	AVG	LG	TD	ATT	YDS	AVG	LG	TD	TD	TD-R	TD-P	TD-Rt	2-PtC	PTS
2021	Cincinnati	4-3	18	309	17.2	75t	2	—	—	—	—	—	2	0	2	0	0	12
2022	Cincinnati	3-3	13	148	11.4	27t	1	—	—	—	—	—	1	0	1	0	1	8
CAREER		7-6	31	457	14.7	75t	3	—	—	—	—	—	3	0	3	0	1	20

CAREER GAME-BY-GAME

DATE	OPPONENT	RECEIVING					RUSHING				
		NO	YDS	AVG	LG	TD	ATT	YDS	AVG	LG	TD
2020 / CINCINNATI											
9-13	L.A. CHARGERS	0	0	—	—	0	0	0	—	—	0
9-17	at Cleveland	3	35	11.7	18	0	0	0	—	—	0
9-27	at Philadelphia	5	40	8.0	16	2	0	0	—	—	0
10-4	JACKSONVILLE	4	77	19.3	30	0	1	13	13.0	13	0
10-11	at Baltimore	4	62	15.5	26	0	0	0	—	—	0
10-18	at Indianapolis	6	125	20.8	67	0	1	2	2.0	2	0
10-25	CLEVELAND	5	71	14.2	27	1	1	7	7.0	7	0
11-1	TENNESSEE	6	78	13.0	24	0	2	6	3.0	6	0
11-8	— BYE —										
11-15	at Pittsburgh	7	115	16.4	54	1	0	0	—	—	0
11-22	at Washington	3	26	8.7	25	0	0	0	—	—	0
11-29	N.Y. GIANTS	5	44	8.8	18	1	0	0	—	—	0
12-6	at Miami	5	56	11.2	22	0	0	0	—	—	0
12-13	DALLAS	5	49	9.8	18	0	0	0	—	—	0
12-21	PITTSBURGH	3	31	10.3	14	0	0	0	—	—	0
12-27	at Houston	6	99	16.5	30	1	0	0	—	—	0
1-3	BALTIMORE	0	0	—	—	0	0	0	—	—	0
2021 / CINCINNATI											
9-12	MINNESOTA	4	58	14.5	28	1	0	0	—	—	0
9-19	at Chicago	6	60	10.0	14	1	0	0	—	—	0
9-26	at Pittsburgh			INACTIVE					INACTIVE		
9-30	JACKSONVILLE			INACTIVE					INACTIVE		
10-10	GREEN BAY	5	32	6.4	10	0	0	0	—	—	0
10-17	at Detroit	3	44	14.7	23	0	0	0	—	—	0
10-24	at Baltimore	7	62	8.9	11	0	0	0	—	—	0
10-31	at N.Y. Jets	4	97	24.3	54	0	0	0	—	—	0
11-7	CLEVELAND	6	78	13.0	20	0	0	0	—	—	0
11-14	— BYE —										
11-21	at Las Vegas	2	15	7.5	9	0	0	0	—	—	0
11-28	PITTSBURGH	6	114	19.0	32t	1	0	0	—	—	0
12-5	L.A. CHARGERS	9	138	15.3	29t	1	0	0	—	—	0
12-12	SAN FRANCISCO	5	114	22.8	27	0	0	0	—	—	0
12-19	at Denver	2	23	11.5	17	0	0	0	—	—	0
12-26	BALTIMORE	12	194	16.2	52	2	0	0	—	—	0
1-2	KANSAS CITY	3	62	20.7	39	0	0	0	—	—	0
1-9	at Cleveland			INACTIVE					INACTIVE		
Postseason											
1-15	LAS VEGAS	1	10	10.0	10	0	0	0	—	—	0
1-22	at Tennessee	7	96	13.7	22	0	0	0	—	—	0
1-30	at Kansas City	6	103	17.2	44	0	0	0	—	—	0
2-13	L.A. RAMS	4	100	25.0	75t	2	0	0	—	—	0
2022 / CINCINNATI											
9-11	PITTSBURGH	2	27	13.5	18	0	0	0	—	—	0
9-18	at Dallas	6	71	11.8	19	1	0	0	—	—	0
9-25	at N.Y. Jets	5	93	18.6	45	0	0	0	—	—	0
9-29	MIAMI	7	124	17.7	59t	1	0	0	—	—	0
10-9	at Baltimore	0	0	—	—	0	0	0	—	—	0
10-16	at New Orleans	6	47	7.8	13	0	0	0	—	—	0
10-23	ATLANTA	5	93	18.6	25	0	0	0	—	—	0
10-31	at Cleveland	3	49	16.3	41t	1	0	0	—	—	0
11-6	CAROLINA	7	60	8.6	17	0	0	0	—	—	0
11-13	— BYE —										
11-20	at Pittsburgh	9	148	16.4	33	0	0	0	—	—	0
11-27	at Tennessee	7	114	16.3	29	1	0	0	—	—	0
12-4	KANSAS CITY	3	35	11.7	14	1	0	0	—	—	0
12-11	CLEVELAND	0	0	—	—	0	0	0	—	—	0
12-18	at Tampa Bay	5	33	6.6	12	1	0	0	—	—	0
12-24	at New England	8	128	16.0	39	1	0	0	—	—	0
1-2	BUFFALO			(GAME CANCELED)					(GAME CANCELED)		
1-8	BALTIMORE	1	7	7.0	7	0	0	0	—	—	0
Postseason											
1-15	BALTIMORE	4	37	9.3	12	0	0	0	—	—	0
1-22	at Buffalo	3	28	9.3	11	0	0	0	—	—	0
1-29	at Kansas City	6	83	13.8	27t	1	0	0	—	—	0



HILL, B.J.

DT #92

Height: 6-3
Weight: 311
College: North Carolina State
Experience: 6th-year player in 2023

2022 games-starts: 16-16
Career games-starts: 80-35
Born: 4-20-95
Hometown: Oakboro, N.C.
Acquired: T(NYG)'21

Hill has been a productive interior defensive lineman for the Bengals since being acquired in a trade with the N.Y. Giants shortly before the 2021 season ... Started all 16 regular-season games and three postseason contests in 2022, helping Cincinnati rank seventh in rushing defense (106.6 yards per game allowed) ... In 2022, he had career highs in total tackles (68), PDs (four), FFs (one) and FRs (three) ... Has 16 sacks and 20 TFLs in 80 career games (35 starts) ... Has carried productivity into postseason, with 2.5 sacks and an INT in seven games for the Bengals ... Was primarily a reserve DT in 2021, before being thrust into starting role following season-ending injury to DT Larry Ogunjobi in Wild Card Playoff ... Enters 2023 having played in all 87 possible games (including postseason) of his career ... Originally a Giants third-round pick out of North Carolina State in 2018 ... Was college roommates with Bengals LB Germaine Pratt.

Career transactions: Selected by N.Y. Giants in third round of 2018 NFL Draft (69th overall) ... Signed with Giants on 6-7-18 ... Acquired by Cincinnati in trade with Giants on 8-30-21 ... Signed contract extension with Bengals on 3-15-22.

Pro career: 2018—Played in all 16 games (12 starts) as a rookie with the Giants ... Set Giants' rookie record with 5.5 sacks (records date back to when sacks became an official stat in 1981) ... Sack total also ranked second on team ... Recorded his first NFL sack on Sept. 23 at Houston, when he took down Deshaun Watson for a seven-yard loss ... Had a three-sack game on Dec. 2 vs. Chicago. **2019**—Played in all 16 games (five starts) for the Giants ... Posted 36 tackles and a sack ... Lone sack of season was an 11-yarder of Washington QB Case Keenum. **2020**—Played in all 16 games for the Giants, and posted 32 tackles and a sack ... Lone sack of season came on Sept. 20 at Chicago, when he took down Mitchell Trubisky for a nine-yard loss. **2021**—Acquired by Cincinnati in a trade with the N.Y. Giants on Aug. 30, just before final cuts (Giants acquired C Billy Price) ... Played in 16 regular-season games (two starts) and all four postseason games (three starts) ... Totaled 50 tackles and 5.5 sacks (fourth on team) during regular season, seeing time mostly as a rotational three-technique DT ... Helped Cincinnati rank fifth leaguewide in rushing defense (102.5 yards per game) during the regular season ... In season-opener vs. Minnesota, his first game as a Bengal, recorded two sacks of Vikings QB Kirk Cousins ... Thrust into starting role for final three postseason games ... Sacked

Derek Carr for a seven-yard loss on Las Vegas' final drive of Wild Card Playoff ... Picked off Patrick Mahomes in third quarter of AFC Championship at Kansas City, setting up the Cincinnati offense with short field position that was turned into a TD ... Also in AFC title game, shared a sack with DE Trey Hendrickson on a third down that forced the Chiefs to punt ... Started Super Bowl LVI against the L.A. Rams and had three tackles, including a third-down TFL of RB Darrell Henderson to force a Rams punt on the opening drive ... Helped Bengals hold the Rams to 1.9 yards per carry on 23 attempts. **2022**—Started all 16 regular-season games and three postseason contests for Cincinnati ... Recorded 68 tackles (fifth on team, 30 solos), with three sacks, four TFLs, four PDs, one FF and three FRs ... Saw action on 815 of 1035 defensive snaps (78.7 percent) ... Helped Bengals rank seventh in rushing defense (106.6 yards per game) during regular season ... Posted three tackles in season opener vs. Pittsburgh on Sept. 11, including team's first sack of the season on a two-yard takedown of QB Mitchell Trubisky in the third quarter ... Had a FF and two FRs (first two of career) on Sept. 25 at the N.Y. Jets; FR in third quarter led to Bengals TD four plays later, and in fourth quarter with the Jets at Cincinnati's 14-yard line, he split a sack of QB Joe Flacco with DE Trey Hendrickson, forced a fumble and recovered it to end scoring opportunity ... Posted six tackles on Oct. 16 at New Orleans, finished off by a half-sack to bring down QB Andy Dalton for a seven-yard loss on third down in the game's final minute ... On Dec. 24 at New England, came up with game-saving FR (forced by S Vonn Bell) as Patriots were driving at Bengals' five-yard line with 1:05 remaining in 22-18 game ... Tallied nine tackles, a sack, a TFL and two PDs in the postseason ... In Wild Card Playoff vs. Baltimore, sacked QB Tyler Huntley for a nine-yard loss on third down to force a punt in the fourth quarter ... Had three assisted tackles and two PDs in Divisional Playoff at Buffalo, while helping limit Bills to 64 rushing yards.

College: Spent four years (2014-17) at North Carolina State ... Played in 51 career games (44 starts), and totaled 187 tackles, 26.5 tackles for losses, nine sacks, two FFs, two FRs, 11 QB hits and 10 pass break ups ... Earned starting job midway through freshman season ... Played in 2018 Senior Bowl.

High school/personal: Hometown is Oakboro, N.C. ... Attended West Stanly High School, where as a senior he had nine sacks an INT as a DE, and 118 carries for 189 yards and five TDs as a RB ... Also played on West Stanly's basketball team ... Criminology major at N.C. State.

B.J. HILL'S STATISTICS

YEAR	TEAM	G-S	DEFENSE						INTERCEPTIONS					SCORING				
			ST	AT	TT	SKS-YDS	PD	FF	FR-YDS	NO	YDS	AVG	LG	TD	TD	TD-IntRt	TD-FRRt	S
2018	N.Y. Giants	16-12	32	16	48	5.5-35.5	2	0	0-0	—	—	—	—	—	—	—	—	—
2019	N.Y. Giants	16-5	15	21	36	1-11	0	0	0-0	—	—	—	—	—	—	—	—	—
2020	N.Y. Giants	16-0	15	17	32	1-9	1	0	0-0	—	—	—	—	—	—	—	—	—
2021	Cincinnati	16-2	29	21	50	5.5-43	0	0	0-0	—	—	—	—	—	—	—	—	—
2022	Cincinnati	16-16	30	38	68	3-12	4	1	3-0	—	—	—	—	—	—	—	—	—
NYG TOTALS		48-17	62	54	116	7.5-55.5	3	0	0-0	—	—	—	—	—	—	—	—	—
CIN. TOTALS		32-18	59	59	118	8.5-55	4	1	3-0	—	—	—	—	—	—	—	—	—
CAREER		80-35	121	113	234	16-110.5	7	1	3-0	—	—	—	—	—	—	—	—	—

YEAR	TEAM	SPECIAL TEAMS						KICKOFF RETURNS					PUNT RETURNS								
		ST	AT	TT	FF	FR-YDS	BP	BFG	BXP	NO	YDS	AVG	FC	LG	TD	NO	YDS	AVG	FC	LG	TD
2022	Cincinnati	0	0	0	0	0-0	0	1	0	—	—	—	—	—	—	—	—	—	—	—	—
CAREER		0	0	0	0	0-0	0	1	0	—	—	—	—	—	—	—	—	—	—	—	—

POSTSEASON

YEAR	TEAM	G-S	DEFENSE						INTERCEPTIONS					SCORING					
			ST	AT	TT	SKS-YDS	PD	FF	FR-YDS	NO	YDS	AVG	LG	TD	TD	TD-IntRt	TD-FRRt	S	PTS
2021	Cincinnati	4-3	6	7	13	1.5-11.5	1	0	0-0	1	3	3.0	3	0	—	—	—	—	—
2022	Cincinnati	3-3	4	5	9	1-9	2	0	0-0	0	0	—	—	0	—	—	—	—	—
CAREER		7-6	10	12	22	2.5-20.5	3	0	0-0	1	3	3.0	3	0	—	—	—	—	—

2022 REGULAR-SEASON GAME-BY-GAME

DATE	OPPONENT	DEFENSE								INTERCEPTIONS				
		ST	AT	TT	SKS-YDS	INT-YDS	PD	FF	FR-YDS	NO	YDS	AVG	LG	TD
9-11	PITTSBURGH	1	2	3	1-2	0-0	0	0	0-0	—	—	—	—	—
9-18	at Dallas	2	3	5	0-0	0-0	1	0	0-0	—	—	—	—	—
9-25	at N.Y. Jets	1	3	4	0.5-5.5	0-0	1	1	2-0	—	—	—	—	—
9-29	MIAMI	0	4	4	0-0	0-0	1	0	0-0	—	—	—	—	—
10-9	at Baltimore	0	3	3	0-0	0-0	0	0	0-0	—	—	—	—	—
10-16	at New Orleans	3	3	6	0.5-3.5	0-0	0	0	0-0	—	—	—	—	—
10-23	ATLANTA	2	1	3	0-0	0-0	0	0	0-0	—	—	—	—	—
10-31	at Cleveland	4	1	5	0-0	0-0	0	0	0-0	—	—	—	—	—
11-6	CAROLINA	2	2	4	0-0	0-0	0	0	0-0	—	—	—	—	—
11-13	— BYE —													
11-20	at Pittsburgh	0	2	2	0-0	0-0	0	0	0-0	—	—	—	—	—
11-27	at Tennessee	3	4	7	0-0	0-0	0	0	0-0	—	—	—	—	—
12-4	KANSAS CITY	3	1	4	0-0	0-0	0	0	0-0	—	—	—	—	—
12-11	CLEVELAND	3	0	3	0-0	0-0	1	0	0-0	—	—	—	—	—
12-18	at Tampa Bay	2	5	7	0-0	0-0	0	0	0-0	—	—	—	—	—
12-24	at New England	1	3	4	0-0	0-0	0	0	1-0	—	—	—	—	—
1-2	BUFFALO				(GAME CANCELED)					(GAME CANCELED)				
1-8	BALTIMORE	3	1	4	1-1	0-0	0	0	0-0	—	—	—	—	—
TOTALS		30	38	68	3-12	0-0	4	1	3-0	—	—	—	—	—

DATE	OPPONENT	SPECIAL TEAMS							KICKOFF RETURNS						PUNT RETURNS						
		ST	AT	TT	FF	FR-YDS	BP	BFG	BXP	NO	YDS	AVG	FC	LG	TD	NO	YDS	AVG	FC	LG	TD
9-11	PITTSBURGH	0	0	0	0	0-0	0	0	0	—	—	—	—	—	—	—	—	—	—	—	—
9-18	at Dallas	0	0	0	0	0-0	0	0	0	—	—	—	—	—	—	—	—	—	—	—	—
9-25	at N.Y. Jets	0	0	0	0	0-0	0	0	0	—	—	—	—	—	—	—	—	—	—	—	—
9-29	MIAMI	0	0	0	0	0-0	0	0	0	—	—	—	—	—	—	—	—	—	—	—	—
10-9	at Baltimore	0	0	0	0	0-0	0	0	0	—	—	—	—	—	—	—	—	—	—	—	—
10-16	at New Orleans	0	0	0	0	0-0	0	0	0	—	—	—	—	—	—	—	—	—	—	—	—
10-23	ATLANTA	0	0	0	0	0-0	0	0	0	—	—	—	—	—	—	—	—	—	—	—	—
10-31	at Cleveland	0	0	0	0	0-0	0	1	0	—	—	—	—	—	—	—	—	—	—	—	—
11-6	CAROLINA	0	0	0	0	0-0	0	0	0	—	—	—	—	—	—	—	—	—	—	—	—
11-13	— BYE —																				
11-20	at Pittsburgh	0	0	0	0	0-0	0	0	0	—	—	—	—	—	—	—	—	—	—	—	—
11-27	at Tennessee	0	0	0	0	0-0	0	0	0	—	—	—	—	—	—	—	—	—	—	—	—
12-4	KANSAS CITY	0	0	0	0	0-0	0	0	0	—	—	—	—	—	—	—	—	—	—	—	—
12-11	CLEVELAND	0	0	0	0	0-0	0	0	0	—	—	—	—	—	—	—	—	—	—	—	—
12-18	at Tampa Bay	0	0	0	0	0-0	0	0	0	—	—	—	—	—	—	—	—	—	—	—	—
12-24	at New England	0	0	0	0	0-0	0	0	0	—	—	—	—	—	—	—	—	—	—	—	—
1-2	BUFFALO					(GAME CANCELED)				(GAME CANCELED)						(GAME CANCELED)					
1-8	BALTIMORE	0	0	0	0	0-0	0	0	0	—	—	—	—	—	—	—	—	—	—	—	—
TOTALS		0	0	0	0	0-0	0	1	0	—	—	—	—	—	—	—	—	—	—	—	—



HILL, DAX

S #23

Height: 6-0
Weight: 191
College: Michigan
Experience: 2nd-year player in 2023

2022 games-starts: 15-2
Career games-starts: 15-2
Born: 9-29-00
Hometown: Tulsa, Okla.
Acquired: D1'22

Cincinnati's first-round draft pick in 2022, Hill played in 15 games with two starts as a rookie ... Saw action on 130 defensive snaps, and also carved out a role as a gunner on special teams, playing 167 snaps ... The Bengals utilized Hill's touted versatility, as he was lined up as a safety and as a nickel corner ... Logged 12 tackles during the regular season (nine solos), along with four special teams tackles ... Also played in all three postseason contests, collecting two more special teams tackles ... Played three seasons at Michigan (2019-21), emerging as an All-Big Ten performer his junior year ... His brother, Justice, is currently a running back with the Baltimore Ravens.

Career transactions: Selected by Cincinnati in first round of 2022 NFL Draft (31st overall) ... Signed with Bengals on 5-18-22.

Pro career: 2022—Played 15 regular-season games (two starts) and all three postseason games as a rookie ... Totaled 12 tackles (nine solos), playing 130 snaps on defense during regular season ... Also saw action on 167 special teams snaps and logged four ST tackles ... Made NFL debut on Sept. 11 vs. Pittsburgh ... Made first career start at S on Sept. 25 at the N.Y. Jets ... On Oct. 9

at Baltimore, stopped TE Isaiah Likely on third down in the first quarter to force a Ravens FG attempt ... Started at NCB on Dec. 18 at Tampa Bay and logged eight tackles (five solos) in 66 defensive snaps played ... Tallied two tackles on special teams in the postseason.

College: Played three seasons (2019-21) at Michigan ... Started 23 of 33 games played, and recorded 151 tackles (96 solos), 7.5 TFLs, 20 PDs, four INTs and three FRs ... Named first-team All-Big Ten in 2021, and was the league's Defensive Player of the Week twice ... As a junior, had a team-high 11 PDs to go with 69 tackles, two INTs and a FR.

High school/personal: Hometown is Tulsa, Okla., where he attended Booker T. Washington High School ... Posted 93 tackles (67 solos), with nine TFLs, one sack, two INTs, nine PDs, three FFs and one FR as a senior ... Also had 13 catches for 360 yards and seven TDs as WR ... Named the 2018-19 Gatorade Player of the Year in Oklahoma ... Invited to play in the 2019 U.S. Army All-American Bowl ... Communications studies major at Michigan ... His brother, Justice Hill, currently is a running back with Baltimore Ravens.

DAX HILL'S STATISTICS

YEAR	TEAM	G-S	DEFENSE						INTERCEPTIONS					SCORING					
			ST	AT	TT	SKS-YDS	PD	FF	FR-YDS	NO	YDS	AVG	LG	TD	TD	TD-IntRt	TD-FRRt	S	PTS
2022	Cincinnati	15-2	9	3	12	0-0	0	0	0-0	—	—	—	—	—	—	—	—	—	—
CAREER		15-2	9	3	12	0-0	0	0	0-0	—	—	—	—	—	—	—	—	—	—

YEAR	TEAM	SPECIAL TEAMS						KICKOFF RETURNS					PUNT RETURNS								
		ST	AT	TT	FF	FR-YDS	BP	BFG	BXP	NO	YDS	AVG	FC	LG	TD	NO	YDS	AVG	FC	LG	TD
2022	Cincinnati	2	2	4	0	0-0	0	0	0	—	—	—	—	—	—	—	—	—	—	—	—
CAREER		2	2	4	0	0-0	0	0	0	—	—	—	—	—	—	—	—	—	—	—	—

POSTSEASON

YEAR	TEAM	G-S	DEFENSE						INTERCEPTIONS					SCORING						
			ST	AT	TT	SKS-YDS	PD	FF	FR-YDS	NO	YDS	AVG	LG	TD	TD	TD-IntRt	TD-FRRt	S	PTS	
2022	Cincinnati	3-0	0	0	0	0-0	0	0	0-0	—	—	—	—	—	—	—	—	—	—	—
CAREER		3-0	0	0	0	0-0	0	0	0-0	—	—	—	—	—	—	—	—	—	—	—

YEAR	TEAM	SPECIAL TEAMS						KICKOFF RETURNS					PUNT RETURNS								
		ST	AT	TT	FF	FR-YDS	BP	BFG	BXP	NO	YDS	AVG	FC	LG	TD	NO	YDS	AVG	FC	LG	TD
2022	Cincinnati	1	1	2	0	0-0	0	0	0	—	—	—	—	—	—	—	—	—	—	—	—
CAREER		1	1	2	0	0-0	0	0	0	—	—	—	—	—	—	—	—	—	—	—	—

2022 REGULAR-SEASON GAME-BY-GAME

DATE	OPPONENT	DEFENSE									INTERCEPTIONS				
		ST	AT	TT	SKS-YDS	INT-YDS	PD	FF	FR-YDS	NO	YDS	AVG	LG	TD	
9-11	PITTSBURGH	0	0	0	0-0	0-0	0	0	0-0	—	—	—	—	—	
9-18	at Dallas	0	0	0	0-0	0-0	0	0	0-0	—	—	—	—	—	
9-25	at N.Y. Jets	0	0	0	0-0	0-0	0	0	0-0	—	—	—	—	—	
9-29	MIAMI	0	0	0	0-0	0-0	0	0	0-0	—	—	—	—	—	
10-9	at Baltimore	1	0	1	0-0	0-0	0	0	0-0	—	—	—	—	—	
10-16	at New Orleans	0	0	0	0-0	0-0	0	0	0-0	—	—	—	—	—	
10-23	ATLANTA	0	0	0	0-0	0-0	0	0	0-0	—	—	—	—	—	
10-31	at Cleveland	1	0	1	0-0	0-0	0	0	0-0	—	—	—	—	—	
11-6	CAROLINA	0	0	0	0-0	0-0	0	0	0-0	—	—	—	—	—	
11-13	— BYE —														
11-20	at Pittsburgh														
11-27	at Tennessee	0	0	0	0-0	0-0	0	0	0-0	—	—	—	—	—	
12-4	KANSAS CITY	0	0	0	0-0	0-0	0	0	0-0	—	—	—	—	—	
12-11	CLEVELAND	0	0	0	0-0	0-0	0	0	0-0	—	—	—	—	—	
12-18	at Tampa Bay	5	3	8	0-0	0-0	0	0	0-0	—	—	—	—	—	
12-24	at New England	0	0	0	0-0	0-0	0	0	0-0	—	—	—	—	—	
1-2	BUFFALO				(GAME CANCELED)	(GAME CANCELED)									
1-8	BALTIMORE	2	0	2	0-0	0-0	0	0	0-0	—	—	—	—	—	
TOTALS		9	3	12	0-0	0-0	0	0	0-0	—	—	—	—	—	

DATE	OPPONENT	SPECIAL TEAMS								KICKOFF RETURNS						PUNT RETURNS					
		ST	AT	TT	FF	FR-YDS	BP	BFG	BXP	NO	YDS	AVG	FC	LG	TD	NO	YDS	AVG	FC	LG	TD
9-11	PITTSBURGH	0	0	0	0	0-0	0	0	0	—	—	—	—	—	—	—	—	—	—	—	—
9-18	at Dallas	0	0	0	0	0-0	0	0	0	—	—	—	—	—	—	—	—	—	—	—	—
9-25	at N.Y. Jets	0	0	0	0	0-0	0	0	0	—	—	—	—	—	—	—	—	—	—	—	—
9-29	MIAMI	0	0	0	0	0-0	0	0	0	—	—	—	—	—	—	—	—	—	—	—	—
10-9	at Baltimore	0	0	0	0	0-0	0	0	0	—	—	—	—	—	—	—	—	—	—	—	—
10-16	at New Orleans	0	0	0	0	0-0	0	0	0	—	—	—	—	—	—	—	—	—	—	—	—
10-23	ATLANTA	0	0	0	0	0-0	0	0	0	—	—	—	—	—	—	—	—	—	—	—	—
10-31	at Cleveland	0	0	0	0	0-0	0	0	0	—	—	—	—	—	—	—	—	—	—	—	—
11-6	CAROLINA	0	1	1	0	0-0	0	0	0	—	—	—	—	—	—	—	—	—	—	—	—
11-13	— BYE —																				
11-20	at Pittsburgh					INACTIVE															
11-27	at Tennessee	0	0	0	0	0-0	0	0	0												
12-4	KANSAS CITY	0	1	1	0	0-0	0	0	0	—	—	—	—	—	—	—	—	—	—	—	—
12-11	CLEVELAND	1	0	1	0	0-0	0	0	0	—	—	—	—	—	—	—	—	—	—	—	—
12-18	at Tampa Bay	0	0	0	0	0-0	0	0	0	—	—	—	—	—	—	—	—	—	—	—	—
12-24	at New England	1	0	1	0	0-0	0	0	0	—	—	—	—	—	—	—	—	—	—	—	—
1-2	BUFFALO					(GAME CANCELED)															
1-8	BALTIMORE	0	0	0	0	0-0	0	0	0	—	—	—	—	—	—	—	—	—	—	—	—
TOTALS		2	2	4	0	0-0	0	0	0	—	—	—	—	—	—	—	—	—	—	—	—



HILL, TREY

C #63

Height: 6-4
Weight: 335
College: Georgia
Experience: 3rd-year player in 2023

2022 games-starts: 11-0
Career games-starts: 24-3
Born: 1-23-00
Hometown: Warner Robins, Ga.
Acquired: D6a'21

A sixth-round pick of Bengals in 2021, Hill has played in 24 career games, including three starts as a rookie ... Primarily a special teams contributor (54 special teams snaps in 2022) ... Has seen action in each of Cincinnati's seven postseason contests over the past two years ... Played 210 offensive snaps as a rookie in 2021 (including postseason) ... Made two starts at C, and one at RG ... A young prospect who turned 23 during the 2022 postseason, Hill is considered a stout interior blocker with good movement skills and a high football IQ ... Started 26 career games at the University of Georgia (22 at C, four at RG) on what was widely considered one of college football's top offensive lines.

Career transactions: Selected by Cincinnati in sixth round of 2021 NFL Draft (190th overall) ... Signed with Bengals on 5-17-21.

Pro career: 2021—Played 13 regular-season games (three starts) and all four postseason contests ... Active/DNP (coaches' decision) in Games 1-2 and 14-15 ... Saw 210 snaps on offense during regular season (none in postseason) ... Started at RG as injury replacement in Game 6 at Detroit, started at C in Game 12 vs. L.A. Chargers as injury replacement, and started at C in season finale at Cleveland while Bengals rested starters for playoffs ... Played all four postseason games for Cincinnati, including Super Bowl LVI, and saw 20 snaps on special teams. **2022**—Played final 11 regular-season games and all three postseason contests ... Active/DNP (coaches' decision) for first five games ... Saw action on seven offensive snaps and 54 special teams snaps during the regular season ... Played 12 special teams snaps in the postseason.

College: Spent three seasons (2018-20) at the University of Georgia; chose to forgo his final year of eligibility to enter the NFL Draft ... Played in 36 career games (26 starts) ... Two-year full-time starter at C, but also saw four starts at RG as a true freshman.

High school/personal: Hometown is Warner Robins, Ga. ... Attended Houston County High School in Warner Robins, Ga. ... As a senior in 2017, blocked for team's 1354 rushing yards ... Played in 2018 Army All-American Game ... Also participated in track and field (shot put) ... Graduated from Georgia with a degree in sport management in Fall of 2020.

TREY HILL'S STATISTICS

GAMES-STARTS

YEAR	TEAM	GAMES	STARTS
2021	Cincinnati.....	13	3
2022	Cincinnati.....	11	0
CAREER		24	3

POSTSEASON

GAMES-STARTS

YEAR	TEAM	GAMES	STARTS
2021	Cincinnati.....	4	0
2022	Cincinnati.....	3	0
CAREER		7	0



HILTON, MIKE

CB #21

Height: 5-9
Weight: 184
College: Mississippi
Experience: 7th-year player in 2023

2022 games-starts: 14-4
Career games-starts: 90-33
Born: 3-9-94
Hometown: Fayetteville, Ga.
Acquired: UFA(Pitt.)'21

A free agency acquisition in 2021, Hilton is widely considered one of NFL's top nickel CBs ... Has 42 career TFLs and regarded as outstanding blitzer despite his size (listed at 5-9, 184), and he has 42 career TFLs ... Has made several key plays in postseason for Cincinnati, including an INT in 2021 Divisional Playoff at Tennessee and sack in fourth quarter of '22 Wild Card Playoff vs. Baltimore ... His 12 TFLs since joining the Bengals in 2021 are tied for third-most among NFL defensive backs ... Originally a college free agent with Jacksonville in 2016, and then spent time briefly on New England's practice squad before settling with Pittsburgh late in rookie season ... Spent four full seasons (2017-20) with the Steelers, playing in 59 games (20 starts).

Career transactions: Signed with Jacksonville as college free agent on 5-6-16 ... Waived by Jaguars on 8-30-16 ... Signed to New England practice squad on 9-6-16 ... Released from Patriots practice squad on 9-13-16 ... Signed to Pittsburgh practice squad on 12-13-16 ... Signed to Steelers roster on 1-23-17 (Reserve/Future) ... Signed contract extension with Steelers on 1-16-18 ... Received tender offer from Steelers on 3-5-19 ... Steelers contract expired on 3-13-19; became exclusive rights player ... Re-signed with Steelers as exclusive rights player on 7-25-19 ... Received tender offer from Steelers on 3-18-20 ... Steelers contract expired on 3-18-20; became restricted free agent ... Re-signed with Steelers as restricted free agent on 6-12-20 ... Steelers contract expired on 3-17-21; became unrestricted free agent ... Signed with Cincinnati as unrestricted free agent on 3-19-21.

Pro career: 2016—Did not play as rookie ... Spent offseason with Jacksonville; waived after preseason ... Spent four days on New England's practice squad in September ... Signed in December to Pittsburgh's practice squad, where he spent remainder of season. **2017**—Made Steelers' active roster out of training camp, and played all 16 games (four starts) ... Totaled 54 tackles, four sacks, six PDs, two INTs and FF ... Made NFL debut Sept. 10 at Cleveland, and had two tackles ... On Oct. 1 at Baltimore, sacked Joe Flacco in third quarter for first career sack, and then picked off Flacco in fourth quarter for first career INT ... Named AFC Defensive Player of Week for Christmas Day performance at Houston, when he had three sacks of Texans QB T.J. Yates ... Played Divisional Playoff vs. Jacksonville (no stats). **2018**—Played 15 games (two starts) for Steelers ... Inactive Sept. 30 at Baltimore (elbow) ... Had 56 tackles, sack, eight PDs, INT and two FRs ... Had INT Sept. 24 at Tampa Bay and first career FR ... On Dec. 9 at Oakland, had team-high eight tackles, sack and FR. **2019**—Played all 16 games (eight starts) for Steelers ... Had 63 tackles, 1.5 sacks, 11 PDs, INT, FF and FR ... His six TFLs led all NFL CBs ... Had INT vs. Baltimore Oct. 6 ... Had three tackles and half sack Dec. 29 at Baltimore. **2020**—Played 12 games (six starts) for Pittsburgh ... Inactive four games due to shoulder injury ...

Had 50 tackles (led secondary), three sacks, seven PDs, three INTs, FF and two FRs ... Recorded sack Sept. 20 vs. Denver, and also a FR that set up Steelers TD ... On Sept. 27 vs. Houston, had INT in the fourth quarter with Steelers trailing by one point; pick set up what became game-winning TD ... Played Wild Card Playoff vs. Cleveland and had two tackles. **2021**—Played all 17 regular-season games (nine starts at NCB) and all four postseason games (three starts at NCB) in first season with Bengals ... Posted 66 tackles in regular season, with two INTs (one pick-six), five PDs and FF ... Had INT Nov. 28 vs. Pittsburgh and returned it 24 yards for what he said after game was first pick-six of his career at any level ... Forced fumble (Bengals recovered) to set up a Cincinnati TD drive on Dec. 5 vs. L.A. Chargers ... Had INT in regular-season finale at Cleveland when Browns were at Bengals' 11-yard line ... In AFC Divisional Playoff at Tennessee, he chased down RB D'Onta Foreman on 45-yard run and made TD-saving tackle at nine-yard line, then on next play he batted pass into the air and intercepted it (19-yard return) ... Started at NCB and played all 69 defensive snaps in Super Bowl LVI, and had four tackles. **2022**—Played 14 regular-season games (four starts at NCB) and all three postseason contests (one start at NCB) ... Missed two games due to injury (Game 9 vs. Carolina, finger; Game 14 at Tampa Bay, knee) ... Totaled 60 tackles (48 solos), with four TFLs, one INT and six PDs during regular season ... Helped defense hold opposing QBs to a league-low 58.9 completion percentage ... Opened the season with seven solo tackles on Sept. 11 vs. Pittsburgh ... Posted eight tackles (two for losses) and a PD on Sept. 25 at the N.Y. Jets ... In regular-season finale vs. Baltimore, intercepted a second-quarter pass in the second quarter and returned it five yards to the Ravens' 32, setting up a Bengals TD drive ... Recorded 15 tackles, with one sack and three TFLs in the postseason ... Sacked QB Tyler Huntley for loss of eight yards early in fourth quarter of Wild Card Playoff vs. Baltimore ... Logged eight stops and a PD in Divisional Playoff at Buffalo.

College: Played four seasons (2012-15) at Mississippi ... Played every position in the secondary, bouncing between CB and S early in his career before settling full-time at S prior to his senior season ... Semifinalist for the Jim Thorpe Award as a senior, in his first year as a full-time safety.

High school/personal: Hometown is Fayetteville, Ga. (outside Atlanta) ... Attended Sandy Creek High School in Tyrone, Ga. ... As senior, helped team to 12-1 record and berth in state playoffs ... Broke school record with nine INTs as junior ... Mississippi graduate with degree in general studies.

NOTE ABOUT NFL EXPERIENCE: Hilton did not earn an accrued year of experience toward NFL free agency in 2016.

MIKE HILTON'S STATISTICS

YEAR	TEAM	G-S	DEFENSE					INTERCEPTIONS					SCORING						
			ST	AT	TT	SKS-YDS	PD	FF	FR-YDS	NO	YDS	AVG	LG	TD	TD	TD-IntRt	TD-FRRt	S	PTS
2016	New England	0-0				DID NOT PLAY*			DID NOT PLAY*					DID NOT PLAY*					
	Pittsburgh	0-0				DID NOT PLAY*			DID NOT PLAY*					DID NOT PLAY*					
2017	Pittsburgh	16-4	42	12	54	4-34	6	1	0-0	2	45	22.5	26	0	0	0	0	0	0
2018	Pittsburgh	15-2	43	13	56	1-6	8	0	2-2	1	0	0.0	0	0	0	0	0	0	0
2019	Pittsburgh	16-8	50	13	63	1.5-10	11	1	1-0	1	1	1.0	1	0	0	0	0	0	0
2020	Pittsburgh	12-6	41	9	50	3-25	7	1	2-22	3	5	1.7	8	0	0	0	0	0	0
2021	Cincinnati	17-9	48	18	66	0-0	5	1	0-0	2	59	29.5	35	1	1	1	0	0	6
2022	Cincinnati	14-4	48	12	60	0-0	6	0	0-0	1	5	5.0	5	0	0	0	0	0	0
N.E. TOTALS		0-0	0	0	0	0-0	0	0	0-0	0	0	—	—	0	0	0	0	0	0
PITT. TOTALS		59-20	176	47	223	9.5-75	32	3	5-24	7	51	7.3	26	0	0	0	0	0	0
CIN. TOTALS		31-13	96	30	126	0-0	11	1	0-0	3	64	21.3	35	1	1	1	0	0	6
CAREER		90-33	272	77	349	9.5-75	43	4	5-24	10	115	11.5	35	1	1	1	0	0	6

YEAR	TEAM	SPECIAL TEAMS					KICKOFF RETURNS					PUNT RETURNS									
		ST	AT	TT	FF	FR-YDS	BP	BFG	BXP	NO	YDS	AVG	FC	LG	TD	NO	YDS	AVG	FC	LG	TD
2017	Pittsburgh	6	4	10	0	0-0	0	0	0	—	—	—	—	—	—	—	—	—	—	—	—
2018	Pittsburgh	1	0	1	0	0-0	0	0	0	—	—	—	—	—	—	—	—	—	—	—	—
2019	Pittsburgh	2	0	2	0	0-0	0	0	0	—	—	—	—	—	—	—	—	—	—	—	—
2020	Pittsburgh	1	0	1	0	0-0	0	0	0	—	—	—	—	—	—	—	—	—	—	—	—
CAREER		10	4	14	0	0-0	0	0	0	—	—	—	—	—	—	—	—	—	—	—	—

POSTSEASON																					
YEAR	TEAM	G-S	DEFENSE							INTERCEPTIONS					SCORING						
			ST	AT	TT	SKS-YDS	PD	FF	FR-YDS	NO	YDS	AVG	LG	TD	TD	TD-IntRt	TD-FRRt	S	PTS		
2017	Pittsburgh	1-0	0	0	0	0-0	0	0	0-0	0	0	—	—	0	—	—	—	—			
2020	Pittsburgh	1-0	2	0	2	0-0	0	0	0-0	0	0	—	—	0	—	—	—	—			
2021	Cincinnati	4-3	8	5	13	0-0	4	0	0-0	1	19	19.0	19	0	—	—	—	—			
2022	Cincinnati	3-1	12	3	15	1-8	2	0	0-0	0	0	—	—	0	—	—	—	—			
PITT. TOTALS		2-0	2	0	2	0-0	0	0	0-0	0	0	—	—	0	—	—	—	—			
CIN. TOTALS		7-4	20	8	28	1-8	6	0	0-0	1	19	19.0	19	0	—	—	—	—			
CAREER		9-4	22	8	30	1-8	6	0	0-0	1	19	19.0	19	0	—	—	—	—			
YEAR	TEAM		SPECIAL TEAMS							KICKOFF RETURNS					PUNT RETURNS						
			ST	AT	TT	FF	FR-YDS	BP	BFG	BXP	NO	YDS	AVG	FC	LG	TD	NO	YDS	AVG	FC	LG
2017	Pittsburgh		1	1	2	0	0-0	0	0	0	—	—	—	—	—	—	—	—	—	—	—
CAREER			1	1	2	0	0-0	0	0	0	—	—	—	—	—	—	—	—	—	—	—

* NOTE: In 2016, Hilton was on the practice squad for one regular-season game with New England, as well as three regular-season games and three postseason games with Pittsburgh.

2022 REGULAR-SEASON GAME-BY-GAME																		
DATE	OPPONENT		DEFENSE							INTERCEPTIONS								
			ST	AT	TT	SKS-YDS	INT-YDS	PD	FF	FR-YDS	NO	YDS	AVG	LG	TD			
9-11	PITTSBURGH		7	0	7	0-0	0-0	0	0	0-0	0	0	—	—	0			
9-18	at Dallas		4	0	4	0-0	0-0	1	0	0-0	0	0	—	—	0			
9-25	at N.Y. Jets		5	3	8	0-0	0-0	1	0	0-0	0	0	—	—	0			
9-29	MIAMI		3	1	4	0-0	0-0	0	0	0-0	0	0	—	—	0			
10-9	at Baltimore		3	1	4	0-0	0-0	0	0	0-0	0	0	—	—	0			
10-16	at New Orleans		3	1	4	0-0	0-0	0	0	0-0	0	0	—	—	0			
10-23	ATLANTA		0	1	1	0-0	0-0	1	0	0-0	0	0	—	—	0			
10-31	at Cleveland		4	0	4	0-0	0-0	0	0	0-0	0	0	—	—	0			
11-6	CAROLINA					INACTIVE							INACTIVE					
11-13	— BYE —																	
11-20	at Pittsburgh		1	1	2	0-0	0-0	0	0	0-0	0	0	—	—	0			
11-27	at Tennessee		6	1	7	0-0	0-0	1	0	0-0	0	0	—	—	0			
12-4	KANSAS CITY		3	0	3	0-0	0-0	0	0	0-0	0	0	—	—	0			
12-11	CLEVELAND		3	1	4	0-0	0-0	0	0	0-0	0	0	—	—	0			
12-18	at Tampa Bay					INACTIVE							INACTIVE					
12-24	at New England		4	1	5	0-0	0-0	0	0	0-0	0	0	—	—	0			
1-2	BUFFALO					(GAME CANCELED)							(GAME CANCELED)					
1-8	BALTIMORE		2	1	3	0-0	1-5	2	0	0-0	1	5	5.0	5	0			
TOTALS			48	12	60	0-0	1-5	6	0	0-0	1	5	5.0	5	0			



HIPPENHAMMER, MAC

WR #14

Height: 5-11

Weight: 177

College: Miami (Ohio)

Experience: Rookie in 2023

2022 games-starts: 0-0

Career games-starts: 0-0

Born: 11-5-98

Hometown: Fort Wayne, Ind.

Acquired: CFA'23

Signed with Cincinnati as a college free agent in May after successful career at Miami (Ohio) University ... Spent first two collegiate seasons at Penn State before transferring to Miami, where he was a two-time All-Mid-American Conference selection ... Had at least 750 receiving yards and five TDs in each of his final two seasons with the RedHawks ... Has played at Paycor Stadium previously, when Miami faced the University of Cincinnati at the venue in 2022.

Career transactions: Signed with Cincinnati as college free agent on 5-12-23.

College: Played in 26 games with 21 starts in three seasons (2020-22) at Miami (Ohio) ... Caught 107 passes for 1632 yards (15.3 average) and 14 TDs ... Transferred to Miami after two seasons (2018-19) at Penn State. **2022**—Played in all 13 games for Miami, starting 10 at WR ... Second-team All-Mid-American Conference selection ... Posted 54 receptions for 769 yards (14.2 avg.) and nine TDs ... Nine receiving TDs tied for third in the MAC ... Had eight catches for 107 yards and career-high three TDs on Nov. 8 vs. Ohio University ... Followed up with five grabs for 105 yards and a score on Nov. 16 at Northern Illinois. **2021**—Played in 12 games with 11 starts at WR for Miami ... Named third-team All-MAC ... Also earned Academic All-MAC honors ... Caught 48 passes for 786 yards (16.4 avg.) and five TDs ... Ranked in the top 10 in the MAC in yards per

reception (sixth), receiving yards (ninth) and receiving TDs (T-ninth) ... Recorded career-high 170 receiving yards on eight catches on Oct. 2 vs. Central Michigan ... Had career-long 63-yard receiving TD on Nov. 16 vs. Bowling Green. **2020**—Saw action in one game for Miami ... Caught five passes for 77 yards on Nov. 28 at Akron. **2019**—Played in eight games for Penn State ... Recorded one catch for 15 yards, and added two punt returns for 13 yards ... Earned Academic All-Big Ten honors. **2018**—Played in 12 games with one start for Penn State ... Academic All-Big Ten selection ... Registered six catches for 103 yards (17.2 avg.) and one TD ... First career reception was an 11-yard TD on Sept. 8 at the University of Pittsburgh. **2017**—Redshirted his first season at Penn State.

High school: Attended R. Nelson Snider High School in Fort Wayne, Ind. ... Helped Snider's football team accrue a 53-4 record during his four-year career, including state championship in 2015 ... Earned first-team all-state honors as a senior in 2016, when he had 1720 all-purpose yards and 18 total TDs ... Amassed 953 receiving yards and 13 total TDs as a junior in 2015 ... Also played shortstop on the Snider baseball team.

Personal: Hometown is Fort Wayne, Ind. ... Graduated from Miami (Ohio) with a degree in sociology ... Also played baseball collegiately for Penn State (2018-19) and Miami ('21).



HUBBARD, SAM

DE #94

Height: 6-5
Weight: 265
College: Ohio State
Experience: 6th-year player in 2023

2022 games-starts: 15-15
Career games-starts: 75-59
Born: 6-29-95
Hometown: Cincinnati, Ohio
Acquired: D3a'18

A Cincinnati native (Archbishop Moeller High School) and 2018 Bengals third-round draft pick who has been a full-time starter at RDE since '19 and is a cornerstone player on defense ... Considered among the league's top DEs against the run, he has led the Bengals in TFLs in each of the past two seasons, with 12 in 2021 and 11 in '22 ... Responsible for one of the most iconic plays in team history, a 98-yard FR return for a TD in the fourth quarter of the 2022 Wild Card Playoff vs. Baltimore ... Has started each of his last 66 games played (including postseason) dating back to 2019 ... Enters 2023 with 30.5 career sacks, second-most among players from the 2018 draft class ... Has recorded at least six sacks in four of his five NFL seasons ... Has played primarily DE throughout career, but has also seen action at DT in nickel packages. ... Played safety in high school, where he helped Moeller to back-to-back state titles as a junior and senior, before switching to DE at Ohio State ... Selected as Bengals' nominee for the Walter Payton NFL Man of the Year Award in each of the past two seasons.

Career transactions: Selected by Cincinnati in third round of 2018 NFL Draft (77th overall) ... Signed with Bengals on 6-21-18 ... Signed contract extension with Bengals on 7-26-21.

Pro career: 2018—Played in all 16 games, and totaled six sacks (third on team), a FF and a FR ... Played primarily as a rotational defensive lineman, seeing action on 508 of 1129 possible defensive snaps (45 percent) ... Primary position was DE, but also saw snaps at DT in nickel packages ... Also served as lead-blocker in goal-line situations, and helped HB Joe Mixon to one-yard TD runs in both Game 1 at Indianapolis and Game 10 at Baltimore ... Logged first career sack on Sept. 13 vs. Baltimore, downing QB Joe Flacco ... On Oct. 7 vs. Miami, recovered a Ryan Tannehill fumble (forced by DE Carlos Dunlap) late in the fourth quarter and returned it 19 yards for a TD, putting the Bengals ahead by two scores and sealing a win ... On Dec. 16 vs. Oakland, had two sacks of Raiders QB Derek Carr, including a strip sack (recovered by Dunlap). **2019**—Started 15 games at RDE ... Missed Game 13 at Cleveland due to knee injury ... Led defensive line in tackles (76), and ranked second on team in sacks (8.5) ... Also had three PDs and a FF ... Recorded two sacks of Russell Wilson for a combined 16 yards in season opener at Seattle, and recorded a team-high 10 tackles ... Had seven tackles on Sept. 22 at Buffalo, and added a FF of Bills RB T.J. Yeldon (Bengals recovered) ... On Dec. 15 vs. New England, Hubbard brought down Tom Brady for a five-yard loss on a third down, forcing a Patriots punt ... Recorded six tackles and 1.5 sacks in season finale vs. Cleveland. **2020**—Played in 13 games (all starts) ... Started five contests at RDE (Games 1-4, 9) and eight at LDE (Games 5, 10-16) ... Placed on Reserve/Injured (elbow) for Games 6-8 ... Totaled 62 tackles, two sacks, three PDs and one FF ... Made defensive play of the game on Dec. 27 at Houston, when with 1:35 remaining and the Texans trailing by three, he sacked Deshaun Watson and jarred the ball loose (Bengals recovered), helping to seal a win for Cincinnati. **2021**—Started 16 regular-season games and all four postseason games (all at LDE) ... Active/DNP in regular-season finale at Cleveland, as Cincinnati rested its starters for playoffs ... Led defensive line with 62 tackles, including 7.5 sacks (second on team) and 12 TFLs, with three PDs, a FF and two FRs ... Led defensive line in snaps played in both the regular season (877 of 1124) and postseason (246 of 274) ... Helped Cincinnati rank fifth leaguewide in rushing defense (102.5 yards per game) during the regular season ... Posted career-high 2.5 sacks on Oct. 24 at Baltimore, including a seven-yard takedown of Lamar Jackson that forced a punt ... On Nov. 21 at Las Vegas, recovered a fumble late

in the fourth quarter to preserve a Bengals win ... In four postseason games, had 22 tackles, including five for losses (led team), along with three sacks, a PD and a FF ... Had a seven-yard sack of Derek Carr in the Wild Card Playoff vs. Las Vegas that forced a punt, which the Bengals turned into a FG drive ... With the Bengals protecting a three-point lead inside their own 10 yard line with less than two minutes remaining in the AFC Championship at Kansas City, he recorded back-to-back sacks of Patrick Mahomes and forced the Chiefs to kick a FG to send the game into OT ... Had eight tackles, with two for losses, in Super Bowl LVI vs. L.A. Rams ... Helped Bengals hold the Rams to 1.9 yards per carry on 23 attempts. **2022**—Played and started 15 regular-season games and all three postseason contests (all at LDE) ... Inactive for Game 15 at New England due to left calf injury ... Recorded 60 tackles (34 solos), with 6.5 sacks and a team-leading 11 TFLs ... Also had three PDs and a FF ... Helped Bengals rank seventh leaguewide in rushing defense (106.6 yards per game) ... Posted first sack of the season on Sept. 18 at Dallas, bringing down QB Cooper Rush for a five-yard loss on third down to force a Cowboys punt in the fourth quarter ... Had seven tackles and a PD on Oct. 16 at New Orleans, and teamed up with DT B.J. Hill to sack QB Andy Dalton in final minute of fourth quarter, forcing Saints into a fourth-and-17 ... Logged nine tackles, a sack and a FF on Oct. 31 at Cleveland (fumble recovered by Bengals in second quarter) ... Recorded a sack in three straight games (Game 12 at Tennessee, Game 13 vs. Kansas City, Game 14 vs. Cleveland), with 14 total tackles in that span ... Had seven stops with one sack in the postseason ... Early in fourth quarter of Wild Card Playoff vs. Baltimore, recovered fumble by QB Tyler Huntley at Bengals' goal line and returned it 98 yards for what became game-winning TD; play marked the longest fumble return for TD in NFL postseason history, and longest TD of any kind in Bengals postseason history ... In AFC Championship at Kansas City, sacked Patrick Mahomes for two-yard loss in third quarter, then later in the quarter recovered a Mahomes fumble at the Chiefs' 45-yard line to set up a game-tying TD drive.

College: Spent four years (2014-17) at Ohio State, with a redshirt season during the Buckeyes' national championship run in '14 ... Played in 40 career games (22 starts), and totaled 116 tackles, including 29.5 tackles for losses and 17 sacks (15th in school history), as well as one INT, three pass breakups, three FFs and two FRs ... Helped OSU to a combined record of 35-5 during his three seasons of action ... Also an accomplished student at OSU, he was a first-team Academic All-American (2016), three-time Academic All-Big Ten honoree ('15-17), and three-time OSU Scholar Athlete ('14-16).

High school/personal: Hometown is Cincinnati ... Attended Archbishop Moeller High School in Cincinnati ... Played safety for Crusaders, and helped team to state titles in junior (2012) and senior ('13) seasons ... Earned first-team Division I all-state honors (AP) as safety in 2013 ... Was committed to play lacrosse at Notre Dame, before ultimately opting for football scholarship at Ohio State ... Interned with then-Buckeye teammate and current Bengals QB Joe Burrow at Goldman Sachs in New York City during summer of 2016; also interned with JPMorgan Chase in spring of '17 ... Graduated from Ohio State with degree in finance; minored in history ... Started the Sam Hubbard Foundation in 2021, with the goal of bringing equitable access to food, education and a healthy lifestyle for all Cincinnatians; the foundation had raised more than \$600,000 through the 2023 offseason ... Has been the Bengals' nominee for the Walter Payton NFL Man of the Year Award in each of the past two seasons.

SAM HUBBARD'S STATISTICS

YEAR	TEAM	G-S	DEFENSE						INTERCEPTIONS					SCORING					
			ST	AT	TT	SKS-YDS	PD	FF	FR-YDS	NO	YDS	AVG	LG	TD	TD	TD-IntRt	TD-FRRt	S	PTS
2018	Cincinnati	16-0	27	12	39	6-37	2	1	1-19	—	—	—	—	—	1	0	1	0	6
2019	Cincinnati	15-15	46	30	76	8.5-56.5	3	1	0-0	—	—	—	—	—	0	0	0	0	0
2020	Cincinnati	13-13	33	29	62	2-8	3	1	0-0	—	—	—	—	—	0	0	0	0	0
2021	Cincinnati	16-16	33	29	62	7.5-32	3	1	2-43	—	—	—	—	—	0	0	0	0	0
2022	Cincinnati	15-15	34	26	60	6.5-39.5	3	1	0-0	—	—	—	—	—	0	0	0	0	0
CAREER		75-59	173	126	299	30.5-173	14	5	3-62	—	—	—	—	—	1	0	1	0	6

POSTSEASON																			
YEAR	TEAM	G-S	DEFENSE							INTERCEPTIONS					SCORING				
			ST	AT	TT	SKS-YDS	PD	FF	FR-YDS	NO	YDS	AVG	LG	TD	TD	TD-IntRt	TD-FRRt	S	PTS
2021	Cincinnati	4-4	13	9	22	3-29	1	1	0-0	—	—	—	—	—	0	0	0	0	0
2022	Cincinnati	3-3	4	3	7	1-2	0	0	2-98	—	—	—	—	—	1	0	1	0	6
CAREER		7-7	17	12	29	4-31	1	1	2-98	—	—	—	—	—	1	0	1	0	6

2022 REGULAR-SEASON GAME-BY-GAME																
DATE	OPPONENT	ST	AT	TT	DEFENSE					INTERCEPTIONS						
					SKS-YDS	INT-YDS	PD	FF	FR-YDS	NO	YDS	AVG	LG	TD		
9-11	PITTSBURGH	1	2	3	0-0	0-0	0	0	0-0	—	—	—	—	—		
9-18	at Dallas	3	1	4	1-5	0-0	1	0	0-0	—	—	—	—	—		
9-25	at N.Y. Jets	1	1	2	0-0	0-0	0	0	0-0	—	—	—	—	—		
9-29	MIAMI	3	2	5	0-0	0-0	0	0	0-0	—	—	—	—	—		
10-9	at Baltimore	3	1	4	0-0	0-0	0	0	0-0	—	—	—	—	—		
10-16	at New Orleans	4	3	7	0.5-3.5	0-0	1	0	0-0	—	—	—	—	—		
10-23	ATLANTA	2	0	2	1-8	0-0	1	0	0-0	—	—	—	—	—		
10-31	at Cleveland	3	6	9	1-5	0-0	0	1	0-0	—	—	—	—	—		
11-6	CAROLINA	1	1	2	0-0	0-0	0	0	0-0	—	—	—	—	—		
11-13	— BYE —															
11-20	at Pittsburgh	2	2	4	0-0	0-0	0	0	0-0	—	—	—	—	—		
11-27	at Tennessee	3	3	6	1-10	0-0	0	0	0-0	—	—	—	—	—		
12-4	KANSAS CITY	3	0	3	1-8	0-0	0	0	0-0	—	—	—	—	—		
12-11	CLEVELAND	4	1	5	1-0	0-0	0	0	0-0	—	—	—	—	—		
12-18	at Tampa Bay	0	1	1	0-0	0-0	0	0	0-0	—	—	—	—	—		
12-24	at New England															
1-2	BUFFALO				INACTIVE (GAME CANCELED)											
1-8	BALTIMORE	1	2	3	0-0	0-0	0	0	0-0	—	—	—	—	—		
TOTALS		34	26	60	6.5-39.5	0-0	3	1	0-0	—	—	—	—	—		



HUDSON, TANNER

TE #87

Height: 6-5
Weight: 239
College: Southern Arkansas
Experience: 4th-year player in 2023

2022 games-starts: 11-0 (11-0 NYG; 0-0 Cin.)
Career games-starts: 33-1
Born: 11-12-94
Hometown: Camden, Tenn.
Acquired: FA'22

Hudson was signed to Cincinnati's practice squad late in the 2022 season, adding depth and experience to the tight end group ... He has played in 33 career games (one start), spending time with Tampa Bay (2019-20), San Francisco ('21) and the N.Y. Giants ('22) ... Has 15 career catches for 199 yards (13.3 average), with a career-best 10 grabs for 132 yards in 11 games with the N.Y. Giants in 2022 ... Was on San Francisco's practice squad for majority of the 2021 season, but saw action in two regular-season games ... Played in 11 regular-season games and all four postseason contests for Buccaneers team that won Super Bowl LV ... Entered the NFL as a college free agent signee of Tampa Bay in 2018, and spent his rookie season on the Buccaneers' practice squad before earning a roster spot for the '19 campaign ... Played in 43 games during a four-year college career at Southern Arkansas University (Division II).

Career transactions: Signed with Tampa Bay as college free agent on 5-11-18 ... Waived by Buccaneers on 9-1-18 ... Signed to Buccaneers practice squad on 9-2-18 ... Signed to Buccaneers roster on 12-11-18 ... Signed contract extension with Buccaneers on 3-13-20 ... Waived by Buccaneers on 9-5-20 ... Signed to Buccaneers practice squad on 9-6-20 ... Signed to Buccaneers roster on 9-23-20 ... Signed contract extension with Buccaneers on 3-10-21 ... Waived by Buccaneers on 8-31-21 ... Signed to San Francisco practice squad on 9-2-21 ... Signed to 49ers roster on 1-1-22 ... Waived by 49ers on 1-7-22 ... Signed to 49ers practice squad on 1-10-22 ... Signed to 49ers roster on 1-31-22 (Reserve/Future) ... Contract terminated by 49ers on 8-23-22 ... Signed with N.Y. Giants as free agent on 8-25-22 ... Contract terminated by Giants on 8-31-22 ... Re-signed with Giants as free agent on 9-1-22 ... Waived by Giants on 12-3-22 ... Signed to Cincinnati practice squad on 12-6-22 ... Signed to Bengals roster on 1-31-23 (Reserve/Future).

Pro career: 2018—Rookie spent offseason with Tampa Bay, was waived at final cuts, and then signed to the team's practice squad where he spent the rest of the season. **2019**—Earned a spot on Tampa Bay's active roster in training camp ... Played in nine games, recording two catches for 26 yards ... Made NFL debut on Oct. 27 at Tennessee and played 21 offensive snaps ... Made first career reception on Nov. 3 at Seattle, catching a 12-yard pass from QB Jameis Winston in the fourth quarter ... On Dec. 15 at Detroit, caught a 14-yard pass from Winston in the fourth quarter. **2020**—Began season on Tampa Bay's practice squad, but was elevated to active roster (standard

elevation) for Game 2 vs. Carolina, and was signed to active roster for final 14 regular-season games ... Caught three passes for 41 yards ... On Oct. 8 at Chicago, caught a nine-yard pass from QB Tom Brady on third down to keep a drive moving that resulted in a Buccaneers FG ... Had a 12-yard catch to pick up a first down on Oct. 25 at Las Vegas, leading to a Tampa Bay TD ... Hauled in a career-long 20-yard reception from Brady on Dec. 26 at Detroit ... Inactive for regular-season finale, but played 16 snaps in four postseason contests to help Buccaneers to Super Bowl LV title. **2021**—Spent the offseason and training camp with Tampa Bay, then was waived at final cuts and signed to San Francisco's practice squad ... Played in two games as a standard practice squad elevation, and did not record any stats ... Inactive for regular-season finale after being signed to active roster that week ... Waived and signed to 49ers' practice squad, where he spent each of the team's three postseason games. **2022**—Waived by San Francisco during training camp and signed by the N.Y. Giants, and played in the Giants' final preseason contest ... Played in the Giants' first 11 games of the regular season, recording 10 catches for 132 yards (13.2 average) ... Had three grabs for 58 yards on Oct. 30 at Seattle, including a 27-yarder in the fourth quarter ... Followed up with three catches for 24 yards on Nov. 13 vs. Houston ... Waived by the Giants on Dec. 3, then signed to Cincinnati's practice squad, where he spent the rest of the season.

College: Spent four seasons at Southern Arkansas University (2014-17), where he played in 43 career games ... Recorded 143 catches for 2152 yards (15.0 average) and 25 TDs ... Also ran 11 times for 79 yards and one TD ... Led the team with 624 receiving yards as a senior in 2017 ... Named second-team Division II All-American by the American Football Coaches Association ... Posted career highs in receptions (48), receiving yards (763) and receiving TDs (nine) as a junior ... Transferred to Southern Arkansas after redshirting as a freshman at the University of Memphis.

High school/personal: Hometown is Camden, Tenn. ... Attended Camden Central High School ... Played quarterback, kicker and punter ... Played just four games as a senior due to injury, but averaged 43.5 yards per punt ... Also played basketball.

NOTE ABOUT NFL EXPERIENCE: Hudson did not earn an accrued year of experience toward NFL free agency in 2018 or '21.

TANNER HUDSON'S STATISTICS

YEAR	TEAM	G-S	RECEIVING					RUSHING					SCORING					
			NO	YDS	AVG	LG	TD	ATT	YDS	AVG	LG	TD	TD	TD-R	TD-P	TD-Rt	2-PtC	PTS
2018	Tampa Bay	0-0	DID NOT PLAY*					DID NOT PLAY*					DID NOT PLAY*					
2019	Tampa Bay	9-1	2	26	13.0	14	0	—	—	—	—	—	—	—	—	—	—	—
2020	Tampa Bay	11-0	3	41	13.7	20	0	—	—	—	—	—	—	—	—	—	—	
2021	San Francisco	2-0	0	0	—	—	0	—	—	—	—	—	—	—	—	—	—	
2022	N.Y. Giants	11-0	10	132	13.2	27	0	—	—	—	—	—	—	—	—	—	—	
	Cincinnati	0-0	DID NOT PLAY*					DID NOT PLAY*					DID NOT PLAY*					
T.B. TOTALS		20-1	5	66	13.2	20	0	—	—	—	—	—	—	—	—	—	—	
S.F. TOTALS		2-0	0	0	—	—	0	—	—	—	—	—	—	—	—	—	—	
NYG TOTALS		11-0	10	132	13.2	27	0	—	—	—	—	—	—	—	—	—	—	
CIN. TOTALS		0-0	0	0	—	—	0	—	—	—	—	—	—	—	—	—	—	
CAREER		33-1	15	199	13.3	27	0	—	—	—	—	—	—	—	—	—	—	

RECEIVING SINGLE-GAME HIGHS: RECEPTIONS—3 (two times; most recently for N.Y. Giants on 11-13-22 vs. Houston). YARDS—58 (for N.Y. Giants; 10-30-22 at Seattle). LONG—27 (for N.Y. Giants; 10-30-22 at Seattle). TOUCHDOWNS—(none).

POSTSEASON

YEAR	TEAM	G-S	RECEIVING					RUSHING					SCORING				
			NO	YDS	AVG	LG	TD	ATT	YDS	AVG	LG	TD	TD	TD-R	TD-P	TD-Rt	2-PtC
2020	Tampa Bay	4-0	0	0	—	—	0	—	—	—	—	—	—	—	—	—	—
2021	San Francisco	0-0	DID NOT PLAY*					DID NOT PLAY*					DID NOT PLAY*				
2022	Cincinnati	0-0	DID NOT PLAY*					DID NOT PLAY*					DID NOT PLAY*				
CAREER		4-0	0	0	—	—	0	—	—	—	—	—	—	—	—	—	—

* NOTE: Hudson was on the practice squad for 13 regular-season games and inactive for three regular-season games with Tampa Bay in 2020. In 2021, he was on the practice squad for three postseason games with San Francisco. In 2022, he was on the practice squad for four regular-season games and three postseason games with Cincinnati.

2022 REGULAR-SEASON GAME-BY-GAME

DATE	OPPONENT	RECEIVING					RUSHING				
		NO	YDS	AVG	LG	TD	ATT	YDS	AVG	LG	TD
		N.Y. Giants									
9-11	at Tennessee	0	0	—	—	0	—	—	—	—	—
9-18	CAROLINA	2	22	11.0	15	0	—	—	—	—	—
9-26	DALLAS	0	0	—	—	0	—	—	—	—	—
10-2	CHICAGO	1	18	18.0	18	0	—	—	—	—	—
10-9	at Green Bay	0	0	—	—	0	—	—	—	—	—
10-16	BALTIMORE	0	0	—	—	0	—	—	—	—	—
10-23	at Jacksonville	0	0	—	—	0	—	—	—	—	—
10-30	at Seattle	3	58	19.3	27	0	—	—	—	—	—
11-6	— BYE —										
11-13	HOUSTON	3	24	8.0	16	0	—	—	—	—	—
11-20	DETROIT	0	0	—	—	0	—	—	—	—	—
11-24	at Dallas	1	10	10.0	10	0	—	—	—	—	—
12-4	WASHINGTON	NOT WITH AN NFL TEAM					NOT WITH AN NFL TEAM				
		Cincinnati									
12-11	CLEVELAND	PRACTICE SQUAD					PRACTICE SQUAD				
12-18	at Tampa Bay	PRACTICE SQUAD					PRACTICE SQUAD				
12-24	at New England	PRACTICE SQUAD					PRACTICE SQUAD				
1-2	BUFFALO	(GAME CANCELED)					(GAME CANCELED)				
1-8	BALTIMORE	PRACTICE SQUAD					PRACTICE SQUAD				
NYG TOTALS		10	132	13.2	27	0	—	—	—	—	—
CIN. TOTALS		0	0	—	—	0	—	—	—	—	—
2022 TOTALS		10	132	13.2	27	0	—	—	—	—	—



IOSIVAS, ANDREI

WR #80

Height: 6-3
Weight: 205
College: Princeton
Experience: Rookie in 2023

2022 games-starts: 0-0
Career games-starts: 0-0
Born: 10-15-99
Hometown: Honolulu, Hawaii
Acquired: D6a'23

A sixth-round pick of the Bengals in the 2023 NFL Draft, Iosivas showcased his athleticism and big-play ability over a four-year career ('19-22) at Princeton ... He was an FCS second-team All-American in 2022 and finished his Princeton career ranked third in program history in TD catches (16) and sixth in receiving yards (1909) ... Stands at 6-3, 205 pounds and clocked a 40-yard dash time of 4.43 seconds at the NFL Combine ... Also competed for the Princeton men's track and field teams, earning All-America honors in the heptathlon at the 2022 NCAA Indoor Championships ... A native of Honolulu, Hawaii, he entered training camp as the only native of The Aloha State on the Bengals' roster.

Career transactions: Selected by Cincinnati in sixth round of 2023 NFL Draft (206th overall) ... Signed by Bengals on 5-12-23.

Wide receivers coach Troy Walters says: "He's very smart and intelligent, and he can process well. I think he can learn all three positions — X, Z and play in the slot. With his body type, he'll be able to add some reps on special teams as well. We're happy to have him and we think he'll do a good job here."

College: Played in 29 games with 20 starts at WR for Princeton ... Finished career ranked 12th in program history in receptions (125), sixth in receiving yards (1909) and third in receiving TDs (16) ... Also had five rushing attempts for 17 yards. **2022**—Played in 10 games ... Selected a team captain ... Named to AP FCS All-America second team and All-Ivy first team ... Caught 66 passes for 943 yards and seven TDs, leading the Ivy League in all three categories ... Recorded 100 or more receiving yards in four games ... Had nine catches for 176 yards and a TD on Oct. 21 at Harvard, then followed up with 10

grabs for 155 yards and two TDs on Oct. 29 vs. Cornell ... Participated in 2023 Reese's Senior Bowl. **2021**—Played in 10 games ... Second-team All-Ivy selection ... Caught 41 passes for 703 yards and team-leading five TDs ... Ranked second on Princeton and third in the Ivy League in receiving yards ... Opened season with four grabs for 117 yards and two TDs on Sept. 18 at Lehigh, including 52-yard score in third quarter ... Came down with six catches for 140 yards and two TDs on Oct. 16 at Brown. **2020**—Ivy League season canceled due to COVID-19 pandemic. **2019**—Saw action in nine games ... Recorded 18 catches for 263 yards and four TDs ... All four TDs came within first two games of season, with two on Sept. 21 vs. Butler and two on Sept. 28 at Bucknell. **2018**—Did not see game action, but participated in practices and in J.V. games.

High school: Attended Punahou School in Honolulu, Hawaii ... Earned first-team all-conference honors as a senior team captain in 2017 ... Caught three TDs and was named MVP of the 2017 Honor Bowl ... Also lettered in track and basketball.

Personal: Hometown is Honolulu, Hawaii ... In addition to football, also had a successful collegiate career as a member of the Princeton men's track and field team ... Earned All-America status in the heptathlon at the 2022 NCAA Indoor Track and Field Championships ... Was a three-time Ivy League champion in the heptathlon (2019, '20, '22) ... Ran the fastest 60-meter dash (6.71 seconds) in the heptathlon in NCAA Indoor Championships history in 2022 ... Graduated from Princeton with degree in political science and government in 2023 ... First name is pronounced "AHN-dray" and last name is pronounced "YO-see-vahsh."



IRWIN, TRENTON

WR #16

Height: 6-2
Weight: 200
College: Stanford
Experience: 4th-year player in 2023

2022 games-starts: 9-2
Career games-starts: 18-2
Born: 12-10-95
Hometown: Valencia, Calif.
Acquired: FA'19

Recognized by his coaches and teammates as one of the hardest-working people in the building, Irwin emerged as a key offensive weapon in 2022 after spending time between Cincinnati's practice squad and active roster since 2019 ... Entered the '22 season with three career receptions, and went on to catch 15 passes for 231 yards and four TDs ... Spent the first eight games on the practice squad, then was a standard elevation for three games before officially signing to the active roster in November ... Had several notable moments over the Bengals' eight-game winning streak to close out the regular season, including a two-TD performance in Week 16 at New England ... Spent majority of the 2021 season on the active roster, and played in seven games as a reserve WR, special teamer and punt returner ... Originally a college free agent signee of the Miami Dolphins in 2019 ... Grew up a child actor and appeared in multiple commercials, the most notable of which was a popular Kraft Velveeta spot in 2010.

Career transactions: Signed with Miami as college free agent on 5-10-19 ... Waived by Dolphins on 8-31-19 ... Signed to Cincinnati practice squad on 10-3-19 ... Signed to Bengals roster on 12-27-19 ... Waived by Bengals on 9-5-20 ... Signed to Bengals practice squad on 9-6-20 ... Signed to Bengals roster on 1-4-21 ... Waived by Bengals on 9-1-21 ... Signed to Bengals practice squad on 9-3-21 ... Signed to Bengals roster on 9-15-21 ... Bengals contract expired on 3-16-22; received no minimum salary offer and became free agent ... Re-signed with Bengals as free agent on 3-21-22 ... Waived by Bengals on 8-30-22 ... Signed to Bengals practice squad on 8-31-22 ... Signed to Bengals roster on 11-22-22.

Pro career: 2019—Played in one game for Bengals (no statistics) ... College free agent signee of the Dolphins spent preseason with Miami before being waived at final cuts ... Signed on Oct. 3 to Bengals' practice squad, where he spent Games 5-15 ... Promoted to active roster on Dec. 27, and made NFL debut in season finale vs. Cleveland (no statistics). **2020**—Spent entire season on Bengals' practice squad and played in one game (Dec. 27 at Houston) as a standard elevation ... Saw just five snaps on offense in his one game played, and caught one pass for five yards. **2021**—Played in seven regular-season games for AFC Champion Bengals ... Saw action on 83 offensive snaps during regular

season, along with 15 on special teams ... Had two catches for 34 yards on offense, and also returned three punts for 31 yards ... Inactive for all four postseason games. **2022**—Played nine regular-season games (two starts) and all three postseason games ... Spent first seven games on the practice squad, before being elevated for Games 8-10 ... Signed Nov. 22 to the active roster, where he spent the rest of the season ... Totaled 15 catches for 231 yards and four TDs during regular season ... Also had one carry for 11 yards ... Scored first career TD in first career start on Nov. 20 at Pittsburgh, catching a one-yard pass from Joe Burrow to give Cincinnati the lead in the third quarter ... On Nov. 27 at Tennessee, converted a third-and-12 with a 16-yard catch on a back-shoulder throw from Burrow in the fourth quarter, leading to a TD on the next play ... Caught two passes for 58 yards on Dec. 11 vs. Cleveland, including a 45-yard TD reception on a flea flicker play in the third quarter ... Had two TD catches in the first half on Dec. 24 at New England to help give Bengals a 22-0 halftime lead; finished with three grabs for 45 yards ... Saw action on 74 offensive snaps in the postseason, catching two passes for 19 yards and returning a kickoff for eight yards.

College: Spent four seasons (2015-18) at Stanford ... Appeared in 53 career games (12 starts), and caught 152 passes (10th in school history) for 1738 yards (12th in school history) and five TDs ... Also returned 22 punts for 230 yards ... As a senior in 2018, caught 60 passes for 685 yards and two TDs ... Finished college career with at least one catch in 40 consecutive games.

High school/personal: Hometown is Valencia, Calif. ... Attended Hart High School in Santa Clarita, Calif., where he set California state records for both career receptions (285) and receiving yards (5268), while scoring 61 total TDs ... Caught 106 passes for 10,974 yards and 22 TDs as a senior ... Growing up, he was a child actor who appeared in several commercials, the most notable of which was a national spot for Kraft Velveeta in 2010 ... Science, tech and society major at Stanford.

NOTE ABOUT NFL EXPERIENCE: Irwin did not earn an accrued year of experience toward NFL free agency in 2019.

TRENTON IRWIN'S STATISTICS

YEAR	TEAM	G-S	RECEIVING					RUSHING					SCORING						
			NO	YDS	AVG	LG	TD	ATT	YDS	AVG	LG	TD	TD	TD-R	TD-P	TD-Rt	2-Ptc	PTS	
2019	Cincinnati	1-0	0	0	—	—	0	0	0	—	—	0	0	0	0	0	0	0	0
2020	Cincinnati	1-0	1	5	5.0	5	0	0	0	—	—	0	0	0	0	0	0	0	0
2021	Cincinnati	7-0	2	34	17.0	25	0	0	0	—	—	0	0	0	0	0	0	0	0
2022	Cincinnati	9-2	15	231	15.4	45t	4	1	11	11.0	11	0	4	0	4	0	0	0	24
CAREER		18-2	18	270	15.0	45t	4	1	11	11.0	11	0	4	0	4	0	0	0	24

YEAR	TEAM	SPECIAL TEAMS							KICKOFF RETURNS					PUNT RETURNS							
		ST	AT	TT	FF	FR-YDS	BP	BFG	BXP	NO	YDS	AVG	FC	LG	TD	NO	YDS	AVG	FC	LG	TD
2021	Cincinnati	—	—	—	—	—	—	—	—	—	—	—	—	—	—	3	31	10.3	4	15	0
CAREER		—	—	—	—	—	—	—	—	—	—	—	—	—	—	3	31	10.3	4	15	0

RECEIVING SINGLE-GAME HIGHS: RECEPTIONS—3 (two times; most recently on 12-24-22 at New England). YARDS—58 (12-11-22 vs. Cleveland). LONG—45t (12-11-22 vs. Cleveland). TOUCHDOWNS—2 (12-24-22 at New England).

PUNT RETURN SINGLE-GAME HIGHS: RETURNS—2 (10-17-21 at Detroit). YARDS—26 (10-17-21 at Detroit). LONG—15 (10-17-21 at Detroit). TOUCHDOWNS—(none).

POSTSEASON

YEAR	TEAM	G-S	RECEIVING					RUSHING					SCORING							
			NO	YDS	AVG	LG	TD	ATT	YDS	AVG	LG	TD	TD	TD-R	TD-P	TD-Rt	2-Ptc	PTS		
2021	Cincinnati	0-0	DID NOT PLAY*					DID NOT PLAY*					DID NOT PLAY*							
2022	Cincinnati	3-0	2	19	9.5	13	0	—	—	—	—	—	—	—	—	—	—	—	—	—
CAREER		3-0	2	19	9.5	13	0	—	—	—	—	—	—	—	—	—	—	—	—	—

YEAR	TEAM	SPECIAL TEAMS							KICKOFF RETURNS					PUNT RETURNS							
		ST	AT	TT	FF	FR-YDS	BP	BFG	BXP	NO	YDS	AVG	FC	LG	TD	NO	YDS	AVG	FC	LG	TD
2022	Cincinnati	—	—	—	—	—	—	—	—	1	8	8.0	0	8	0	—	—	—	—	—	—
CAREER		—	—	—	—	—	—	—	—	1	8	8.0	0	8	0	—	—	—	—	—	—

2022 REGULAR-SEASON GAME-BY-GAME

DATE	OPPONENT	RECEIVING					RUSHING				
		NO	YDS	AVG	LG	TD	ATT	YDS	AVG	LG	TD
9-11	PITTSBURGH			PRACTICE SQUAD					PRACTICE SQUAD		
9-18	at Dallas			PRACTICE SQUAD					PRACTICE SQUAD		
9-25	at N.Y. Jets			PRACTICE SQUAD					PRACTICE SQUAD		
9-29	MIAMI			PRACTICE SQUAD					PRACTICE SQUAD		
10-9	at Baltimore			PRACTICE SQUAD					PRACTICE SQUAD		
10-16	at New Orleans			PRACTICE SQUAD					PRACTICE SQUAD		
10-23	ATLANTA			PRACTICE SQUAD					PRACTICE SQUAD		
10-31	at Cleveland	2	27	13.5	18	0	0	0	—	—	0
11-6	CAROLINA	1	14	14.0	14	0	1	11	11.0	11	0
11-13	— BYE —										
11-20	at Pittsburgh	3	42	14.0	32	1	0	0	—	—	0
11-27	at Tennessee	1	16	16.0	16	0	0	0	—	—	0
12-4	KANSAS CITY	1	12	12.0	12	0	0	0	—	—	0
12-11	CLEVELAND	2	58	29.0	45t	1	0	0	—	—	0
12-18	at Tampa Bay	1	5	5.0	5	0	0	0	—	—	0
12-24	at New England	3	45	15.0	23t	2	0	0	—	—	0
1-2	BUFFALO			(GAME CANCELED)					(GAME CANCELED)		
1-8	BALTIMORE	1	12	12.0	12	0	0	0	—	—	0
TOTALS		15	231	15.4	45t	4	1	11	11.0	11	0

**IVEY, DJ****CB #38**

Height: 6-1
Weight: 192
College: Miami (Fla.)
Experience: Rookie in 2023

2022 games-starts: 0-0
Career games-starts: 0-0
Born: 2-25-00
Hometown: Florida City, Fla.
Acquired: D7'23

The Bengals' seventh-round pick in 2023, Ivey had six career INTs and 17 PDs at the University of Miami (Fla.) ... Will provide depth in Cincinnati's CB room with a rangy frame (6-1, 192) and strong ball skills ... Primarily lined up as a boundary CB at Miami, where he played in 58 games with 32 starts over a five-year career (2018-22) ... Also contributed 127 tackles and two FFs for the Hurricanes.

Career transactions: Selected by Cincinnati in seventh round of 2023 NFL Draft (246th overall) ... Signed by Bengals on 5-12-23.

Head coach Zac Taylor says: "He's got good measurables and was a starter last year at Miami. We feel like in the seventh round, that provided good value for us. We got to know him as he came into the building. I really liked what he's about."

College: Played in 58 games with 32 starts for Miami (Fla.) ... Recorded 127 tackles (92 solos), with four TFLs and one sack, along with six INTs, 17 PDs and two FFs. **2022**—Played in all 12 games with 11 starts ... Logged career-high 38 tackles (28 solos), two INTs, seven PDs and two FFs ... FFs came in back-to-back games, on Oct. 15 at Virginia Tech and Oct. 22 vs. Duke ... Had four stops,

an INT and two PDs on Nov. 19 at Clemson. **2021**—Saw action in all 12 games, making four starts at CB ... Totaled 25 tackles (16 solos), with two TFLs, one sack and one PD ... Started final three games, including season finale on Nov. 27 at Duke when he recorded four solo tackles and a sack. **2020**—Played and started all 11 games ... Tallied 36 tackles (25 solos), one INT and five PDs ... INT came late in fourth quarter on Nov. 6 at North Carolina State, helping secure a three-point Miami win ... Had four solo tackles and a PD on Sept. 26 vs. Florida State. **2019**—Played in 12 games, making six starts ... Had a team-leading three INTs to go with 25 tackles (22 solos), two TFLs and four PDs ... Three INTs tied for fifth in the Atlantic Coast Conference ... Logged two solo tackles and two INTs on Oct. 26 at Pittsburgh ... Recorded four stops (three solos) and an INT on Nov. 9 vs. Louisville. **2018**—Played in 11 games, primary on special teams ... Recorded three tackles.

High school: Attended South Dade Senior High School in Homestead, Fla. ... Recorded six INTs as a senior in 2017, including one in four consecutive games ... Anchored secondary unit that limited opponents to just 76 passing yards per game.

Personal: Hometown is Florida City, Fla.



JACKSON, SHEDRICK

WR #12

Height: 6-1
Weight: 195
College: Auburn
Experience: Rookie in 2023

2022 games-starts: 0-0
Career games-starts: 0-0
Born: 10-20-99
Hometown: Hoover, Ala.
Acquired: CFA'23

Signed with Cincinnati as a college free agent in May after a five-year career at Auburn University (2018-22) ... Played in 53 games, amassing 66 catches for 874 yards (13.2 average) and one TD ... Brings an impressive blend of size and speed to the Bengals' WR room ... Stands at 6-1, 195 pounds and was clocked at 4.25 seconds in the 40-yard dash at Auburn's pro day in March ... His great uncle, Bo Jackson, was a Heisman Trophy winner at Auburn and played four seasons for the Los Angeles Raiders (1987-90).


Career transactions: Signed with Cincinnati as college free agent on 5-12-23.

College: Played in 53 career games with 26 starts at Auburn ... Caught 66 passes for 874 yards (13.2 average) and one TD ... Rushed for 12 yards on one attempt. **2022**—Played in all 12 games with nine starts ... Recorded 16 catches for 217 yards (13.6 avg.) ... Had four grabs for 76 yards, along with one rushing attempt for 12 yards, on Sept. 17 vs. Penn State. **2021**—Saw action in all 13 games with six starts ... Set career highs in receptions (40) and receiving yards (527) ... Scored first career TD on Sept. 25 vs. Georgia State, a 10-yard

reception with under a minute remaining in the fourth quarter to give Auburn the lead ... Had seven catches for a career-high 111 yards on Nov. 20 at South Carolina. **2020**—Played in eight games, starting seven ... Caught six passes for 84 yards ... Recorded three catches for 32 yards in Citrus Bowl vs. Northwestern on Jan. 1. **2019**—Saw action in nine games with three starts ... Recorded two catches for 31 yards ... Had a 25-yard catch on Nov. 16 vs. Georgia. **2018**—Played in 11 games with one start as a true freshman ... Caught two passes for 15 yards ... First career reception was a nine-yarder on Nov. 10 at Georgia.

High school: Attended Hoover High School in Hoover, Ala. ... Participated in Alabama-Mississippi All-Star Game as a senior in 2017 ... Helped Hoover win Alabama state Class 7A championship.

Personal: Hometown is Hoover, Ala. ... Earned bachelor's degree from Auburn College of Business in August of 2021 ... Great uncle, Bo Jackson, was a Heisman Trophy winner at Auburn and played four seasons as an RB for the Los Angeles Raiders (1987-90), along with nine seasons in Major League Baseball ('86-94).



JOHNSON, RAYMOND, III

DE #56

Height: 6-3
Weight: 264
College: Georgia Southern
Experience: 2nd-year player in 2023

2022 games-starts: 0-0
Career games-starts: 15-0
Born: 12-2-97
Hometown: Sumter, S.C.
Acquired: FA'22

Johnson spent the 2022 season, his first with the Bengals, on Cincinnati's practice squad ... An athletic DE who as a rookie in 2021 played 15 games for the N.Y. Giants, recording four tackles with one sack ... Originally entered the league as a college free agent signee of the N.Y. Giants in 2021 ... A three-time All-Sun Belt Conference selection during four-year career at Georgia Southern University (2017-20).

Career transactions: Signed with N.Y. Giants as college free agent on 5-13-21 ... Waived by Giants on 5-18-22 ... Signed with Cincinnati as free agent on 7-25-22 ... Waived by Bengals on 8-30-22 ... Signed to Bengals practice squad on 8-31-22 ... Signed to Bengals roster on 1-31-23 (Reserve/Future).

Pro career: 2021—Played in 15 games as a rookie for the N.Y. Giants ... Recorded four tackles (three solos), with one sack ... Made NFL debut on Sept. 12 against Denver ... Logged first career sack on Nov. 22 at Tampa Bay, bringing down QB Blaine Gabbert for a loss of 10 yards on third down to force a Buccaneers punt. **2022**—Waived by the N.Y. Giants during the offseason, then

signed by Cincinnati prior to the start of training camp ... Spent the 2022 season on the Bengals' practice squad.

College: Spent four seasons (2017-20) at Georgia Southern University, playing in 50 career games (47 starts) ... Totaled 150 tackles (76 solos), with 16.5 sacks and 36 TFLs ... Also had five PDs, two FFs and six FRs ... Selected first-team All-Sun Belt Conference as a junior and senior ... Earned second-team All-Sun Belt honors as a sophomore and honorable mention in freshman season ... As a senior, started all 13 games and tallied 38 tackles with five sacks and 14.5 TFLs.

High school/personal: Hometown is Sumter, S.C. ... Attended Sumter High School ... Selected to play in South Carolina's North-South All-Star Game as a senior ... Also played basketball for two seasons ... Majored in sport management at Georgia Southern.

NOTE ABOUT NFL EXPERIENCE: Johnson did not earn an accrued year of experience toward NFL free agency in 2022.

RAYMOND JOHNSON III'S STATISTICS

YEAR	TEAM	G-S	DEFENSE						INTERCEPTIONS					SCORING					
			ST	AT	TT	SKS-YDS	PD	FF	FR-YDS	NO	YDS	AVG	LG	TD	TD	TD-IntRt	TD-FRRt	S	PTS
2021	N.Y. Giants	15-0	3	1	4	1-10	0	0	0-0	—	—	—	—	—	—	—	—	—	—
2022	Cincinnati	0-0	DID NOT PLAY*						DID NOT PLAY*					DID NOT PLAY*					
NYG TOTALS		15-0	3	1	4	1-10	0	0	0-0	—	—	—	—	—	—	—	—	—	—
CIN. TOTALS		0-0	0	0	0	0-0	0	0	0-0	—	—	—	—	—	—	—	—	—	—
CAREER		15-0	3	1	4	1-10	0	0	0-0	—	—	—	—	—	—	—	—	—	—

POSTSEASON

YEAR	TEAM	G-S	DEFENSE						INTERCEPTIONS					SCORING					
			ST	AT	TT	SKS-YDS	PD	FF	FR-YDS	NO	YDS	AVG	LG	TD	TD	TD-IntRt	TD-FRRt	S	PTS
2022	Cincinnati	0-0	DID NOT PLAY*						DID NOT PLAY*					DID NOT PLAY*					
CAREER		0-0	0	0	0	0-0	0	0	0-0	—	—	—	—	—	—	—	—	—	—

* NOTE: In 2022 with Cincinnati, Johnson was on the practice squad for 16 regular-season games and two postseason, and he was inactive for one postseason game.



JONES, CHARLIE

WR #15

Height: 6-0
Weight: 183
College: Purdue
Experience: Rookie in 2023

2022 games-starts: 0-0
Career games-starts: 0-0
Born: 10-29-98
Hometown: Deerfield, Ill.
Acquired: D4'23

Cincinnati's fourth-round pick in the 2023 NFL Draft brings an All-American pedigree to the WR room ... Jones spent his final collegiate season at Purdue University and led the FBS in receptions (110) while being used at all three receiver positions ... Also ranked second in the nation in receiving yards (1361) and fifth in receiving TDs (12) ... He transferred to Purdue after two seasons at the University of Iowa (2020-21), where he established himself as a dynamic punt returner and in '21 was the Big Ten Return Specialist of the Year ... Began his career at the University of Buffalo in 2018, seeing action as a WR and return specialist, before transferring to Iowa.

Career transactions: Selected by Cincinnati in fourth round of 2023 NFL Draft (131st overall) ... Signed by Bengals on 5-12-23.

Offensive coordinator Brian Callahan says: "He can return kickoffs, he can return punts and he has the versatility to play all three receiver positions on offense, so there's a ton of value in what he can bring to us. Early on, he has a path to see the field in competition at both returner spots for us, and he has flexibility as a receiver. He had a ton of production in a good conference."

College: Spent one season (2018) at Buffalo, two seasons ('20-21) at Iowa, and one season ('22) at Purdue ... Played in 49 career games with 24 starts at WR ... Caught 149 passes for 2079 yards and 18 TDs ... Rushed for 49 yards on 11 attempts ... Returned 77 punts for 622 yards and one TD ... Returned 45 kickoffs for 1002 yards and one TD. **2022**—Played and started 13 games as a sixth-year senior at Purdue ... Named AP second-team All-American and first-team All-Big Ten ... Recorded 110 catches for 136 yards (12.4 average) and 12 TDs ... Led the FBS in receptions, while ranking second in receiving yards and fifth in receiving TDs ... Set Purdue single-season records for

receiving yards and 100-yard receiving games (eight) ... Also returned 18 punts for 114 yards, and added five KORs for 78 yards ... Opened season with at least 100 yards in three straight games, totaling 22 catches and five receiving TDs in that span ... Had 11 grabs for career-high 188 yards, including 55-yard TD in the fourth quarter, on Sept. 17 at Syracuse ... Amassed career-high 13 catches for 162 yards in Big Ten Championship game on Dec. 3 vs. Michigan. **2021**—Played in all 14 games with 10 starts for Iowa ... Named first-team All-Big Ten as a return specialist by league coaches and media ... Named the Rodgers-Dwight Big Ten Return Specialist of the Year ... Caught 21 passes for 323 yards and three TDs ... Returned 37 punts for 285 yards (7.7 avg.) ... Returned 25 kickoffs for 635 yards (25.4 avg.) and one TD ... Had two catches for 106 yards, including 72-yard TD, on Nov. 13 vs. Minnesota ... Tied school record with 100-yard KOR TD on Nov. 20 vs. Illinois. **2020**—Saw action in eight games for Iowa ... Named second-team All-Big Ten as a return specialist by league coaches ... Returned 22 punts for 223 yards (10.1 avg.) and one TD ... Also had two rushing attempts for 38 yards ... Recorded five punt returns for 105 yards, including 54-yard return for a TD, on Nov. 7 vs. Michigan State. **2019**—Sat out season as a transfer. **2018**—Played in all 14 games with one start for Buffalo ... Caught 18 passes for 395 yards and three TDs ... Had 15 KORs for 289 yards ... Had 11-yard TD catch in collegiate career debut on Sept. 1 vs. Delaware State ... Caught three passes for season-high 63 yards and a TD on Sept. 8 at Temple. **2017**—Redshirted his true freshman season at Buffalo.

High school: Attended Deerfield High School in Deerfield, Ill. ... Earned all-conference honors as a junior and senior ... Scored 14 total TDs in his career ... Averaged 18.2 yards per reception and 6.2 yards per carry ... Averaged 25.3 yards per KOR.

Personal: Hometown is Deerfield, Ill.



JONES, KEANDRE

LB #47

Height: 6-3
Weight: 220
College: Maryland
Experience: 2nd-year player in 2023

2022 games-starts: 1-0
Career games-starts: 8-0
Born: 9-24-97
Hometown: Montgomery Village, Md.
Acquired: FA'20

Jones spent the 2022 season on Cincinnati's practice squad, and played in one game (Game 3 at N.Y. Jets) as a standard elevation ... Was called up from the practice squad in December of 2021 and filled a role on special teams during the team's run to Super Bowl LVI ... As a rookie in 2020, spent majority season on Cincinnati's practice squad and played in final two games as a standard elevation ... Originally a 2020 CFA signee of Chicago, was waived by Bears before final cuts and signed to Bengals' practice squad five days later ... In college, played one season (2019) at Maryland after beginning career at Ohio State ('16-18).

Career transactions: Signed with Chicago as college free agent on 5-8-20 ... Waived by Bears on 9-3-20 ... Signed to Cincinnati practice squad on 9-8-20 ... Signed to Bengals roster on 1-4-21 (Reserve/Future) ... Waived by Bengals on 8-31-21 ... Signed to Bengals practice squad on 9-1-21 ... Signed to Bengals practice squad on 12-21-21 ... Waived by Bengals on 8-30-22 ... Signed to Bengals practice squad on 8-31-22 ... Signed to Bengals roster on 1-31-23 (Reserve/Future).

Pro career: 2020—Rookie played in final two games of season for Cincinnati ... Saw 19 snaps on special teams, and recorded one ST tackle ... Spent rookie offseason with Chicago before being waived just before final cuts, and then joined Cincinnati's practice squad just prior to season opener ... Lone special teams tackle came on Dec. 27 at Houston. **2021**—Played in final five regular-season games and all four postseason games for Cincinnati, as Bengals

won the AFC Championship and advanced to Super Bowl LVI ... Began season on Cincinnati's practice squad, played in Games 13-14 as a standard elevation, then was signed to the active roster on Dec. 21 ... Played 94 snaps on special teams and had one tackle ... Played in Super Bowl LVI vs. L.A. Rams and saw 20 snaps on special teams (no statistics). **2022**—Spent the season on Cincinnati's practice squad ... Elevated to active roster for Game 3 at the N.Y. Jets, and saw action on 16 special teams snaps (no statistics) ... Elevated to active roster for Wild Card Playoff vs. Baltimore (inactive) ... Played 130 defensive snaps in the preseason and recorded 17 tackles.

College: Played one season (2019) at Maryland, after beginning his career at Ohio State ('16-18); Redshirted in '16 at OSU ... Was team captain in 2019 at Maryland, and named honorable mention All-Big Ten after starting all 12 games and recording 15 tackles for losses, seven sacks and three FFs.

High school/personal: Hometown is Montgomery Village, Md. (just outside Washington D.C.) ... Attended Good Counsel High School (in Olney, Md.), where he was a consensus all-state pick after recording 119 tackles, four sacks and two INTs (both pick-sixes) ... Played in 2016 Under Armour All-American Game ... Earned degree in communications from Ohio State ... First name is pronounced "kee-AHN-dray."

NOTE ABOUT NFL EXPERIENCE: Jones did not earn an accrued year of experience toward NFL free agency in 2021 or '22.

KEANDRE JONES' STATISTICS

YEAR	TEAM	G-S	DEFENSE						INTERCEPTIONS					SCORING				
			ST	AT	TT	SKS-YDS	PD	FF	FR-YDS	NO	YDS	AVG	LG	TD	TD	TD-IntRt	TD-FRRt	S
2020	Cincinnati	2-0	0	0	0	0-0	0	0	0-0	—	—	—	—	—	—	—	—	—
2021	Cincinnati	5-0	0	1	1	0-0	0	0	0-0	—	—	—	—	—	—	—	—	
2022	Cincinnati	1-0	0	0	0	0-0	0	0	0-0	—	—	—	—	—	—	—	—	
CAREER		8-0	0	1	1	0-0	0	0	0-0	—	—	—	—	—	—	—	—	

YEAR	TEAM	SPECIAL TEAMS							KICKOFF RETURNS					PUNT RETURNS						
		ST	AT	TT	FF	FR-YDS	BP	BFG	BXP	NO	YDS	AVG	FC	LG	TD	NO	YDS	AVG	FC	LG
2020	Cincinnati	0	1	1	0	0-0	0	0	0	—	—	—	—	—	—	—	—	—	—	—
2021	Cincinnati	1	1	2	0	0-0	0	0	0	—	—	—	—	—	—	—	—	—	—	—
CAREER		1	2	3	0	0-0	0	0	0	—	—	—	—	—	—	—	—	—	—	—

POSTSEASON

YEAR	TEAM	G-S	DEFENSE						INTERCEPTIONS					SCORING				
			ST	AT	TT	SKS-YDS	PD	FF	FR-YDS	NO	YDS	AVG	LG	TD	TD	TD-IntRt	TD-FRRt	S
2021	Cincinnati	4-0	0	0	0	0-0	0	0	0-0	—	—	—	—	—	—	—	—	—
2022	Cincinnati	0-0	DID NOT PLAY*						DID NOT PLAY*					DID NOT PLAY*				
CAREER		4-0	0	0	0	0-0	0	0	0-0	—	—	—	—	—	—	—	—	—

* NOTE: Jones was on the practice squad for two postseason games and inactive for one postseason game with Cincinnati in 2022.



JONES, SIDNEY, IV

CB #24

Height: 6-0
Weight: 181
College: Washington
Experience: 6th-year player in 2023

2022 games-starts: 10-2 (3-0 Sea.; 7-2 L.V.)
Career games-starts: 57-27
Born: 5-21-96
Hometown: West Covina, Calif.
Acquired: UFA(L.V.):23

Jones signed with the Bengals as an unrestricted free agent in March of 2023 and brings 57 games of NFL experience to the Cincinnati secondary (27 starts) ... Originally a second-round pick of Philadelphia in 2017, he spent his first three seasons with the Eagles before spending time with the Jacksonville Jaguars, Seattle Seahawks and Las Vegas Raiders ... Has four career INTs and 30 PDs to go with 151 total tackles ... Was teammates with Bengals QB Jake Browning and TE Drew Sample at the University of Washington.

Career transactions: Selected by Philadelphia in second round of 2017 NFL Draft (43rd overall) ... Signed with Eagles on 5-12-17 ... Waived by Eagles on 9-5-20 ... Signed to Jacksonville practice squad on 9-8-20 ... Signed to Jaguars roster on 9-14-20 ... Signed contract extension with Jaguars on 3-16-21 ... Acquired by Seattle in trade with Jaguars on 8-31-21 ... Seahawks contract expired on 3-16-22; became unrestricted free agent ... Re-signed with Seahawks as unrestricted free agent on 3-17-22 ... Waived by Seahawks on 11-2-22 ... Signed with Las Vegas as free agent on 11-7-22 ... Raiders contract expired on 3-15-23; became unrestricted free agent ... Signed with Cincinnati as unrestricted free agent on 3-27-23.

Pro career: 2017—Played in one game as a rookie for Philadelphia ... Spent first 15 games on Reserve/Non-Football Injury list due to Achilles injury ... Made NFL debut on Dec. 31 vs. Dallas, playing 29 defensive snaps and recording two solo tackles. **2018**—Played in nine games with four starts for Philadelphia ... Missed seven regular-season games and both postseason contests due to hamstring injury ... Registered 25 tackles (21 solos), with two for losses, and two PDs ... Logged seven solo tackles on Oct. 7 vs. Minnesota ... Made first career start on Oct. 11 at the N.Y. Giants. **2019**—Played in 12 regular-season games (four starts) and one postseason game for Philadelphia ... Active/DNP in two games ... Inactive for two games ... Recorded 21 tackles (18 solos), two INTs and eight PDs ... Added two tackles on special teams ... Had six total tackles and grabbed first career INT on Sept. 15 at Atlanta ... Pick came off QB Matt Ryan in the second quarter, setting up an Eagles FG drive ... Had three solo stops, an INT and three PDs on Dec. 29 at the N.Y. Giants ... Intercepted

QB Daniel Jones in the fourth quarter to end a Giants drive that reached the Eagles' 29-yard line. **2020**—Signed to Jacksonville's practice squad as a free agent prior to start of the regular season, then signed to the Jaguars' active roster following Week 1 ... Played in nine games with six starts for Jacksonville, totaling 25 tackles, two INTs, nine PDs and one FF ... Added one ST tackle ... Inactive for four games ... Had three solo tackles, four PDs and an INT on Oct. 11 at Houston ... Picked off QB Deshaun Watson late in second quarter at the Texans' 36-yard line ... Logged nine tackles and an INT on Nov. 15 at Green Bay, intercepting QB Aaron Rodgers in third quarter to set up a Jaguars FG drive ... Missed final two games of regular season after being placed on Reserve/Injured list on Dec. 26. **2021**—Traded to Seattle from Jacksonville prior to start of the regular season ... Played in 16 games for Seattle (11 starts) ... Missed one game (Week 17) after being placed on Reserve/COVID-19 list ... Totaled 66 tackles (45 solos), with one TFL ... Tied for team lead with 10 PDs ... Notched career-high 11 tackles (nine solos) with a PD on Nov. 21 vs. Arizona. **2022**—Played in 10 total games ... Played three games for Seattle, before being waived on Nov. 3 ... Signed with Las Vegas as a free agent on Nov. 7 and played in seven games for the Raiders (two starts) ... Recorded 12 tackles and one PD.

College: Spent three seasons (2014-16) at Washington ... Played in 40 career games (39 starts), amassing 145 tackles (105 solos), 8.5 TFLs, nine INTs, 30 PDs, six FFs and three FRs ... Named a second-team All-American in 2016 ... Earned first-team All-Pac-12 honors in 2015 and '16 ... Started all 14 games in 2016 season, helping lead the Huskies to a berth in the College Football Playoff ... Scored two TDs (one INT return, one FR return) in 2015.

High school/personal: Hometown is West Covina, Calif ... Attended West Covina High School, where he played CB, S, WR, RB and also returned kickoffs and punts ... Named Hacienda League Defensive Player of the Year and earned first-team All-CIF Southern Section Southeast Division honors at defensive back as a senior in 2013.

SIDNEY JONES IV'S STATISTICS

YEAR	TEAM	G-S	DEFENSE							INTERCEPTIONS					SCORING				
			ST	AT	TT	SKS-YDS	PD	FF	FR-YDS	NO	YDS	AVG	LG	TD	TD	TD-IntRt	TD-FRRt	S	PTS
2017	Philadelphia	1-0	2	0	2	0-0	0	0	0-0	0	0	—	—	0	—	—	—	—	—
2018	Philadelphia	9-4	21	4	25	0-0	2	0	0-0	0	0	—	—	0	—	—	—	—	—
2019	Philadelphia	12-4	18	3	21	0-0	8	0	0-0	2	4	2.0	3	0	—	—	—	—	—
2020	Jacksonville	9-6	20	5	25	0-0	9	1	0-0	2	1	0.5	1	0	—	—	—	—	—
2021	Seattle	16-11	45	21	66	0-0	10	0	0-0	0	0	—	—	0	—	—	—	—	—
2022	Seattle	3-0	4	1	5	0-0	0	0	0-0	0	0	—	—	0	—	—	—	—	—
	Las Vegas	7-2	3	4	7	0-0	1	0	0-0	0	0	—	—	0	—	—	—	—	—
PHIL. TOTALS		22-8	41	7	48	0-0	10	0	0-0	2	4	2.0	3	0	—	—	—	—	—
JAX. TOTALS		9-6	20	5	25	0-0	9	1	0-0	2	1	0.5	1	0	—	—	—	—	—
SEA. TOTALS		19-11	49	22	71	0-0	10	0	0-0	0	0	—	—	0	—	—	—	—	—
L.V. TOTALS		7-2	3	4	7	0-0	1	0	0-0	0	0	—	—	0	—	—	—	—	—
CAREER		57-27	113	38	151	0-0	30	1	0-0	4	5	1.3	3	0	—	—	—	—	—

YEAR	TEAM	SPECIAL TEAMS							KICKOFF RETURNS					PUNT RETURNS							
		ST	AT	TT	FF	FR-YDS	BP	BFG	BXP	NO	YDS	AVG	FC	LG	TD	NO	YDS	AVG	FC	LG	TD
2019	Philadelphia	1	1	2	0	0-0	0	0	0	—	—	—	—	—	—	—	—	—	—	—	—
CAREER		1	1	2	0	0-0	0	0	0	—	—	—	—	—	—	—	—	—	—	—	—

POSTSEASON

YEAR	TEAM	G-S	DEFENSE							INTERCEPTIONS					SCORING					
			ST	AT	TT	SKS-YDS	PD	FF	FR-YDS	NO	YDS	AVG	LG	TD	TD	TD-IntRt	TD-FRRt	S	PTS	
2017	Philadelphia	0-0	DID NOT PLAY*							DID NOT PLAY*					DID NOT PLAY*					
2018	Philadelphia	0-0	DID NOT PLAY*							DID NOT PLAY*					DID NOT PLAY*					
2019	Philadelphia	1-0	0	0	0	0-0	0	0	0-0	—	—	—	—	—	—	—	—	—	—	—
CAREER		1-0	0	0	0	0-0	0	0	0-0	—	—	—	—	—	—	—	—	—	—	—

* NOTE: Jones was inactive for three postseason games with Philadelphia in 2017. In 2018, he was inactive for two postseason games with Philadelphia.

2022 GAME-BY-GAME

DATE	OPPONENT	DEFENSE									INTERCEPTIONS				
		ST	AT	TT	SKS-YDS	INT-YDS	PD	FF	FR-YDS	NO	YDS	AVG	LG	TD	
Seattle															
9-12	DENVER	1	0	1	0-0	0-0	0	0	0-0	—	—	—	—	—	
9-18	at San Francisco	DID NOT PLAY									DID NOT PLAY				
9-25	ATLANTA	INACTIVE									INACTIVE				
10-2	at Detroit	3	1	4	0-0	0-0	0	0	0-0	—	—	—	—	—	
10-9	at New Orleans	INACTIVE									INACTIVE				
10-16	ARIZONA	0	0	0	0-0	0-0	0	0	0-0	—	—	—	—	—	
10-23	at L.A. Chargers	INACTIVE									INACTIVE				
10-30	N.Y. GIANTS	INACTIVE									INACTIVE				
11-6	at Arizona	NOT WITH AN NFL TEAM									NOT WITH AN NFL TEAM				
Las Vegas															
11-13	INDIANAPOLIS	0	1	1	0-0	0-0	0	0	0-0	—	—	—	—	—	
11-20	at Denver	INACTIVE									INACTIVE				
11-27	at Seattle	INACTIVE									INACTIVE				
12-4	L.A. CHARGERS	0	0	0	0-0	0-0	0	0	0-0	—	—	—	—	—	
12-8	at L.A. Rams	1	0	1	0-0	0-0	0	0	0-0	—	—	—	—	—	
12-18	NEW ENGLAND	0	1	1	0-0	0-0	0	0	0-0	—	—	—	—	—	
12-24	at Pittsburgh	0	0	0	0-0	0-0	0	0	0-0	—	—	—	—	—	
1-1	SAN FRANCISCO	0	0	0	0-0	0-0	0	0	0-0	—	—	—	—	—	
1-7	KANSAS CITY	2	2	4	0-0	0-0	1	0	0-0	—	—	—	—	—	
SEA. TOTALS		4	1	5	0-0	0-0	0	0	0-0	—	—	—	—	—	
L.V. TOTALS		3	4	7	0-0	0-0	1	0	0-0	—	—	—	—	—	
TOTALS		7	5	12	0-0	0-0	1	0	0-0	—	—	—	—	—	



KARRAS, TED

C #64

Height: 6-4
Weight: 310
College: Illinois
Experience: 8th-year player in 2023

2022 games-starts: 16-16
Career games-starts: 109-65
Born: 3-15-93
Hometown: Indianapolis, Ind.
Acquired: UFA(N.E.)'22

Karras signed with Cincinnati as an unrestricted free agent in the 2022 offseason, and almost instantaneously became a vocal leader in the locker room ... He was elected a team captain, and started all 16 regular-season games as well as all three postseason contests at center ... Played 99.37 percent of offensive snaps (1099 of 1106) in the regular season, and steered an offensive line that allowed just 14 sacks in the second half of the season, compared to 30 in the first half ... Enters 2023 with 123 career games played including postseason (70 starts), and has experience at all three interior O-line spots (53 starts at C, 12 at LG and five at RG) ... Spent five of first six seasons with New England, with the only outlier coming in 2020 with the Miami Dolphins ... Originally a sixth-round pick of the Patriots in 2016, and played his first three seasons ('16-18) as a reserve before settling as New England's starting C in 2019 ... Won Super Bowls with Patriots in 2016 and '18.

Career transactions: Selected by New England in sixth round of 2016 NFL Draft (221st overall) ... Signed with Patriots on 5-6-16 ... Waived by Patriots on 9-2-17 ... Signed to Patriots practice squad on 9-3-17 ... Signed to Patriots roster on 9-7-17 ... Patriots contract expired 3-18-20; became unrestricted free agent ... Signed with Miami as unrestricted free agent on 3-20-20 ... Dolphins contract expired on 3-17-21; became unrestricted free agent ... Signed with New England as unrestricted free agent on 3-19-21 ... Patriots contract expired on 3-16-22; became unrestricted free agent ... Signed with Cincinnati as unrestricted free agent on 3-17-22.

Pro career: 2016—Played in all 16 regular-season games (one start at RG) and all three postseason contests as a rookie for New England team that won Super Bowl LI ... Started at RG in his NFL debut on Sept. 11 at Arizona ... Filled reserve and special teams role for remainders of regular season and playoffs ... Played three snaps on special teams in Super Bowl LI win over Atlanta. **2017**—Played in all 16 regular-season games (two starts at C) and three postseason games for New England, as Patriots won AFC Championship and advanced to Super Bowl LII ... Both starts came in place of injured starter David Andrews ... Made first career start at C in Nov. 19 win over Oakland in Mexico City ... Started at C again the next week in Nov. 26 win vs. Miami. **2018**—Played in 13 regular-season games (two starts at RG) and all three postseason contests for New England team that won Super Bowl LII ... Filled reserve role for Patriots, as both starts — Nov. 4 vs. Green Bay and Nov. 11 at Tennessee — came at RG in place of injured Shaq Mason ... Saw four snaps on special teams in Super Bowl LIII win over L.A. Rams. **2019**—Played and started 15 games for New England ... Inactive Dec. 8 vs. Kansas City (knee), due to knee injury suffered Dec. 1 at Houston ... Served as team's No. 1 C throughout season after David Andrews was placed on Reserve/Injured prior to start of regular season ... Made first postseason start (at C) in Wild Card Playoff vs. Tennessee. **2020**—Signed with Miami as an unrestricted free agent over offseason and went on to start all 16 games at C. **2021**—Re-joined New England as an unrestricted free agent over offseason and went on to play in all 17 regular-season games and one postseason game ... Played Games 1-4 as a reserve, started at RG in Games 5-6, then took over starting LG spot for remainder of regular season and playoff game. **2022**—Team captain in first Bengals season who started all 16 regular-season games and all three postseason contests at C ... Played 99.4 percent (1099 of 1106) of offensive snaps, third-most on the team ... Leader of new-look offensive line that allowed 14 sacks in second half of regular season, after giving up 30 in first half ... Blocked for QB Joe Burrow, who set single-season team records for completions (414) and passing TDs (35), while ranking in the top six leaguewide in completion percentage (68.3, second), passing yards (4475, fifth), and passer rating (100.8, sixth) ... Helped open holes for HB Joe Mixon's 153 rushing yards and four rushing TDs on Nov. 6 vs. Carolina, before

being rested in the fourth quarter of 21-point win ... Played every snap on Dec. 4 against Kansas City, paving the way for HB Samaje Perine's 106 rushing yards on 21 attempts (5.0 average), while protecting Burrow as he completed 80.6 percent of his passes (25 of 31), including nine of 11 in the fourth quarter ... Played all 205 possible offensive snaps in postseason ... Part of blocking effort for Bengals' 172 net rushing yards in Divisional Playoff at Buffalo.

College: Spent five years (2011-15) at the University of Illinois, with a redshirt season in '11, and started 43 career games (all at RG) ... Four-year starter at RG ... Team captain as a senior in 2015, and was a three-time Academic All-Big Ten selection (2012, '14 and '15) ... Honorable mention All-Big Ten as a junior in 2014, then earned third-team honors (media) as a senior in '15 ... Was the seventh member of his family to play football in the Big Ten (more info in personal section).

High school/personal: Hometown is Indianapolis, Ind. ... Attended Cathedral High School in Indianapolis, where he helped his team to Indiana 4A state titles in 2008 and '10 ... Married wife, Rachel, in 2018 offseason ... Graduated from Illinois in December 2014 with a degree in communication, and also earned his MBA from Indiana University thanks to an NFLPA program that provides tuition assistance for players navigating a busy NFL schedule ... His father, Ted Karras Jr., played DT at Northwestern, and played briefly in the NFL for the Washington Redskins and earned a Super Bowl as a replacement player following the 1987 NFL lockout ... His father is a longtime football coach on the college level, and started the football program at Marian University in Indianapolis ... His grandfather, Ted Karras, was a DT at Indiana and then played nine seasons in the NFL, including helping the Chicago Bears to a World Championship in 1963 ... His great uncle is 2020 Pro Football Hall of Fame inductee Alex Karras, who won Outland Trophy as DT at Iowa and was four-time Pro Bowler with the Lions; Alex Karras went into acting after his playing career, and starred in 1980s sitcom "Webster" ... His great uncle, Paul Karras, played at Iowa; His great uncle, Lou Karras, played at Purdue and three seasons with the Washington Redskins; His uncle, Tony Karras, played at Northwestern.

TED KARRAS' STATISTICS

GAMES-STARTS				
YEAR	TEAM	GAMES	STARTS	
2016	New England	16	1	
2017	New England	16	2	
2018	New England	13	2	
2019	New England	15	15	
2020	Miami	16	16	
2021	New England	17	13	
2022	Cincinnati	16	16	
N.E. TOTALS		77	33	
MIA. TOTALS		16	16	
CIN. TOTALS		16	16	
CAREER		109	65	

POSTSEASON

GAMES-STARTS				
YEAR	TEAM	GAMES	STARTS	
2016	New England	3	0	
2017	New England	3	0	
2018	New England	3	0	
2019	New England	1	1	
2021	New England	1	1	
2022	Cincinnati	3	3	
CAREER		14	5	



KIRKLAND, JAXSON

G #60

Height: 6-7
Weight: 328
College: Washington
Experience: Rookie in 2023

2022 games-starts: 0-0
Career games-starts: 0-0
Born: 7-30-98
Hometown: Portland, Ore.
Acquired: CFA'23

An AP third-team All-American last season, Kirkland joined the Bengals as a college free agent in May ... Started all 49 games he played in during five-year career (2018-22) at the University of Washington, seeing action at LG, LOT, RG and ROT ... Earned first-team All-Pac-12 honors in each of his final three seasons ... Brings premier size to the Bengals' OL room, standing alongside OT Devin Cochran as the tallest players on the roster (6-7) ... Also listed at 328 pounds, the fourth-heaviest OL on the roster.

Career transactions: Signed with Cincinnati as college free agent on 5-12-23.

College: Spent five seasons (2018-22) at Washington ... Played and started 49 games. **2022**—Started 10 games (one at LOT, nine at LG) ... Named AP third-team All-American and first-team All-Pac-12 ... Voted a team captain ... Blocked for an offense that led the Pac-12 in total yards per game (515.8) and passing yards per game (369.8). **2021**—Started 10 games at LOT ... Missed two games due to injury ... First-team All-Pac-12 selection ... Won the Husky

Excellence Award at Washington's postseason awards banquet. **2020**—Started all four games at LOT, as season was shortened due to COVID-19 pandemic ... Named first-team All-Pac-12 ... Blocked for offense that ranked fifth in the Pac-12 in scoring (30.2 points per game), fifth in passing (226.5) and sixth in rushing (176.2). **2019**—Started 11 games at RG ... Named second-team All-Pac-12 ... Helped offense rank fifth in the Pac-12 in scoring (32.0 points per game). **2018**—Started all 14 games at RG ... Helped offense average 176.3 rushing yards per game, fifth-most in the Pac-12. **2017**—Redshirted his true freshman season.

High school: Attended Jesuit High School in Portland, Ore. ... Class 6A first-team all-state selection as a junior and senior ... Starter on Jesuit team that went 14-0 and won class 6A state title in 2015 ... Also competed in the shot put for Jesuit track and field team.

Personal: Hometown is Portland, Ore. ... Father, Dean Kirkland, played OL at the University of Washington from 1988-90, earning first-team All-Pac-12 honors in '90.



LASSITER, KWAMIE, II

WR #18

Height: 5-11
Weight: 185
College: Kansas
Experience: 1st-year player in 2023

2022 games-starts: 1-0
Career games-starts: 1-0
Born: 1-21-98
Hometown: Chandler, Ariz.
Acquired: CFA'22

Joined the Bengals as a college free agent signee in the 2022 offseason ... Spent the entire season on Cincinnati's practice squad, and played in one game (Game 11 at Tennessee) as a standard elevation ... Spent five seasons (2017-21) at Kansas, where he caught 148 passes and also served as the team's primary punt returner ... His father, Kwamie Lassiter, played for three NFL teams over 10 seasons.

Career transactions: Signed with Cincinnati as college free agent on 5-13-22 ... Waived by Bengals on 8-30-22 ... Signed to Bengals practice squad on 8-31-22 ... Signed to Bengals roster on 1-31-23 (Reserve/Future).

Pro career: 2022—Spent rookie season on Cincinnati's practice squad ... Played in one game as a standard elevation to the active roster ... In three preseason games, caught 13 passes for 138 yards, with seven for 91 coming on Aug. 21 at the N.Y. Giants ... Also returned five kicks for 60 yards during preseason ... Made NFL debut on Nov. 27 at Tennessee, seeing action on eight offensive snaps (no statistics).

College: Spent five seasons (2017-21) at Kansas ... Used additional year of eligibility granted due to COVID-19 pandemic ... Played 48 games (26 starts), and caught 148 passes for 1550 yards and seven TDs ... Also returned 32 punts for 97 yards ... Had three 100-yard receiving games ... Ranked seventh in Big 12 in receptions and ninth in receiving yards in 2021 ... Named honorable mention All-Big 12 in 2020, when he had 43 catches for 458 yards and two TDs.

High school/personal: Hometown is Chandler, Ariz. ... Attended Hamilton High School in Chandler, Ariz. ... Also participated in track and field, competing in Arizona state championships in long jump and triple jump ... Majored in liberal arts and sciences at Kansas ... His father, Kwamie Lassiter, played DB in the NFL for Arizona (1995-02), San Diego Chargers (2003) and St. Louis Rams (2004) ... First name is pronounced "KWAH-me" and last name is pronounced "LASS-ih-ter."

NOTE ABOUT NFL EXPERIENCE: Lassiter did not earn an accrued year of experience toward NFL free agency in 2022.

KWAMIE LASSITER II'S STATISTICS

YEAR	TEAM	G-S	RECEIVING					RUSHING					SCORING						
			NO	YDS	AVG	LG	TD	ATT	YDS	AVG	LG	TD	TD	TD-R	TD-P	TD-Rt	2-PtC	PTS	
2022	Cincinnati	1-0	0	0	—	—	0	—	—	—	—	—	—	—	—	—	—	—	—
CAREER		1-0	0	0	—	—	0	—	—	—	—	—	—	—	—	—	—	—	—

POSTSEASON

YEAR	TEAM	G-S	RECEIVING					RUSHING					SCORING						
			NO	YDS	AVG	LG	TD	ATT	YDS	AVG	LG	TD	TD	TD-R	TD-P	TD-Rt	2-PtC	PTS	
2022	Cincinnati	0-0	DID NOT PLAY*					DID NOT PLAY*					DID NOT PLAY*						
CAREER		0-0	0	0	—	—	0	—	—	—	—	—	—	—	—	—	—	—	—

* NOTE: Lassiter was on the practice squad for three postseason games with Cincinnati in 2022.



MAXWELL, DEVONNSHA

DT #69

Height: 6-2
Weight: 297
College: Tennessee-Chattanooga
Experience: Rookie in 2023

2022 games-starts: 0-0
Career games-starts: 0-0
Born: 5-5-99
Hometown: Valdosta, Ga.
Acquired: CFA'23

Joined Bengals in May as a college free agent ... Spent five seasons (2018-22) at Chattanooga, finishing with a school-record and a Southern Conference-record 37.5 career sacks ... Was SoCon Defensive Player of Year in 2021 and two-time FCS second-team All-American ... Also had 55.5 TFLs and five FFs.


Career transactions: Signed with Cincinnati as college free agent on 5-12-23.

College: Spent five seasons (2018-22) at Tennessee-Chattanooga ... Played in 47 career games with 42 starts ... Logged 187 tackles with 55.5 TFLs and school-record 37.5 sacks ... Sack total also set a Southern Conference record ... Added five FFs. **2022**—Played in 11 games ... Named an AP FCS second-team All-American and first-team All-SoCon ... Posted 48 tackles, 13.5 TFLs and eight sacks ... Sack total tied for most in the conference, while TFLs ranked third ... Tallied four solo tackles with two sacks on Sept. 22 at Illinois. **2021**—Started all 11 games at DT ... Earned SoCon Defensive Player of the Year honors ... Named AP FCS second-team All-American and first-team All-SoCon ... Totaled 42 tackles (28 solos), while leading team in TFLs (15.5) and sacks (12) ... Sack total tied for third-highest in a season in school history ...

Set school single-game record with five sacks in win over East Tennessee State on Oct. 16. **2020**—Played in four games as season was shortened due to COVID-19 pandemic ... Still managed to record five sacks and seven TFLs ... Selected first-team All-SoCon ... Logged 10 tackles with two sacks on March 6 at The Citadel. **2019**—Played in all 12 games ... First-team All-SoCon selection ... Tied for SoCon lead with seven sacks, while ranking second in TFLs (13) ... Posted two sacks and three TFLs on Nov. 23 at the Virginia Military Institute. **2018**—Played in nine games, starting five ... Named to SoCon All-Freshman team ... Registered 32 tackles with 6.5 TFLs and 5.5 sacks ... Sack total marked second-most by a freshman in program history. **2017**—Redshirted and served as a member of the scout team as a true freshman.

High school: Attended Valdosta High School in Valdosta, Ga. ... Was an all-state selection as a senior in 2016, when he helped lead Valdosta to Georgia 6A state title ... Recorded 69 tackles, with 10 TFLs and 5.5 sacks, along with a FF and a FR as a senior ... Served as a team captain.

Personal: Hometown is Valdosta, Ga. ... Earned degree in psychology from Tennessee-Chattanooga in 2021.



McPHERSON, EVAN

K #2

Height: 5-11
Weight: 185
College: Florida
Experience: 3rd-year player in 2023

2022 games-starts: 16-0
Career games-starts: 32-0
Born: 7-21-99
Hometown: Fort Payne, Ala.
Acquired: D5'21

A fifth-round pick in 2021, McPherson has quickly become one of the top kickers in the NFL and a fan-favorite in Cincinnati ... A key factor in Bengals' run to Super Bowl LVI who made five game-winning "walk-off" FGs as time expired as a rookie, including two in postseason ... He is 19-for-19 on FGs in the postseason (seven games), the most FGs made by any kicker in NFL history in his first two seasons and the second-most without a miss to begin a postseason career ... A dynamic kicker from long distance, he is 14 of 16 in his regular-season career on FG attempts of 50 or more yards, including a perfect five of five in 2022 ... Has the two longest FGs in team history (59, 58 yards) and is tied for the third-longest (57) ... It took him just 14 games to become Cincinnati's all-time leader in 50-plus yard FGs (previous record was eight) ... His 14 FGs of 50-plus yards are the most within a player's first 30 career games in NFL history ... Has been named the AFC Special Teams Player of the Week three times in his career ... His 14 FGs in the 2021 postseason tied former Colts K Adam Vinatieri's NFL record, set in 2006 ... Played three seasons at University of Florida and became SEC's all-time leader in FG percentage (85.0), before declaring for the 2021 NFL Draft.

Career transactions: Selected by Cincinnati in fifth round of 2021 NFL Draft (149th overall) ... Signed with Bengals on 5-17-21.

Pro career: 2021—Played in 16 regular-season games and all four postseason games as a rookie ... Inactive for regular-season finale at Cleveland (right groin) ... Put together one of the top seasons by a rookie kicker in NFL history, along with one of the top postseason performances by any kicker regardless of experience ... Made 28 of 33 FGs and 46 of 48 PATs during regular season ... NFL-best nine of his FGs were from 50 yards or longer, which doubled the previous team record (K Horst Muhlmann, four in 1970) and was one shy of NFL record ... Made three game-winning "walk-off" FGs during the regular season, including a 33-yarder in OT of his NFL debut on Sept. 12 vs. Minnesota that made him the youngest kicker in NFL history with a "walk-off" winner (22 years, 53 days) ... Other walk-offs came Sept. 30 vs. Jacksonville (35 yards) and Jan. 2 vs. Kansas City (20 yards), which clinched AFC North title for Cincinnati ... Tied an NFL record with three 50-plus yard FGs on Nov. 21 at

Las Vegas (54, 53, 51) ... Earned AFC Special Teams Player of the Month in December after going eight of nine on PATs and nine of 11 on FGs, including then-Bengals-record 58-yarder on Dec. 19 at Denver ... Did not miss a placekick in Cincinnati's four postseason games — made all six PATs and all 14 FGs ... No other NFL kicker had previously been perfect on as many as 11 postseason FGs ... His 14 postseason FGs tied Colts K Adam Vinatieri's NFL playoff record from 2006 ... Kicked game-winners in Divisional Playoff at Tennessee (52-yarder) and AFC Championship at Kansas City (31-yarder) ... Made both FG attempts in Super Bowl LVI vs. L.A. Rams. **2022**—Played in all 16 regular-season games and all three postseason contests ... Made 24 of 29 FGs and 40 of 44 PATs during regular season ... Was a perfect five-for-five on FGAs from 50 yards or more ... Drilled a team-record 59-yard FG on his first kicking attempt of the season on Sept. 11 vs. Pittsburgh to put Cincinnati on the board in the first quarter ... On Sept. 29 against Miami, converted both FG attempts and all three PATs to earn AFC Special Teams Player of the Week honors; second FG was a 57-yarder in the fourth quarter to increase the Bengals' lead to 20-15 ... Went three-for-three on FGs and four-for-four on PATs on Nov. 20 at Pittsburgh, with a long of 54 yards in windy conditions ... Nailed all five FG attempts in the postseason, with two coming in a snowy Divisional Playoff at Buffalo, and was six-for-seven on PATs.

College: Spent three seasons (2018-20) at Florida, before forgoing his final season of eligibility and entering the NFL Draft ... Played in 37 career games ... Left school as the Southeastern Conference's all-time leader in FG percentage (minimum 50 attempts), at 85.0 ... Went 51 of 60 on career FGs and 149 of 150 on PATs ... Left Florida with 302 career points ... Also was kickoff specialist and had 136 touchbacks on 241 career kickoffs (56.4 percent).

High school/personal: Hometown is Fort Payne, Ala. ... Attended Fort Payne (Ala.) High School, where he was the team's kicker and punter ... As a senior, converted a 60-yard FG and an 84-yard punt — each was just one yard shy of Alabama state records ... Played in the 2018 Under Armour All-American Game ... His brother, Alex, is currently a kicker at Auburn University ... Last name is pronounced "mick-**FEAR**-son."

EVAN MCPHERSON'S STATISTICS

		SCORING										
YEAR	TEAM	G-S	FG	FGA	FG%	LG	BFG	XP	XPA	XP%	BXP	PTS
2021	Cincinnati	16-0	28	33	84.8	58	0	46	48	95.8	0	130
2022	Cincinnati	16-0	24	29	82.8	59	0	40	44	90.9	1	112
CAREER		32-0	52	62	83.9	59	0	86	92	93.5	1	242

		FIELD GOALS											
YEAR	TEAM	1-19	PCT	20-29	PCT	30-39	PCT	40-49	PCT	50+	PCT	TOT	FG%
2021	Cincinnati	0-0	—	5-5	100.0	8-8	100.0	6-9	66.7	9-11	81.8	28-33	84.8
2022	Cincinnati	1-1	100.0	5-6	83.3	4-4	100.0	9-13	69.2	5-5	100.0	24-29	82.8
CAREER		1-1	100.0	10-11	90.9	12-12	100.0	15-22	68.2	14-16	87.5	52-62	83.9

		SPECIAL TEAMS							PUNTING								
YEAR	TEAM	ST	AT	TT	FF	FR-YDS	BP	BFG	BXP	NO	YDS	AVG	NET	TB	IN-20	LG	BLK
2022	Cincinnati	1	0	1	0	0-0	0	0	0	—	—	—	—	—	—	—	—
CAREER		1	0	1	0	0-0	0	0	0	—	—	—	—	—	—	—	—

FIELD GOAL SINGLE-GAME HIGHS: MADE—4 (11-21-21 at Las Vegas). ATTEMPTS—4 (two times; most recently 12-12-21 vs. San Francisco). MISSED—2 (10-10-21 vs. Green Bay). LONG—59 (9-11-22 vs. Pittsburgh).

EXTRA POINT SINGLE-GAME HIGHS: MADE—6 (11-6-22 vs. Carolina). ATTEMPTS—6 (11-6-22 vs. Carolina). MISSED—1 (six times; most recently 12-24-22 at New England).

POSTSEASON

YEAR	TEAM	G-S	SCORING									
			FG	FGA	FG%	LG	BFG	XP	XPA	XP%	BXP	PTS
2021	Cincinnati	4-0	14	14	100.0	54	0	6	6	100.0	0	48
2022	Cincinnati	3-0	5	5	100.0	39	0	6	7	85.7	0	21
CAREER		7-0	19	19	100.0	54	0	12	13	92.3	0	69

YEAR	TEAM	FIELD GOALS											
		1-19	PCT	20-29	PCT	30-39	PCT	40-49	PCT	50+	PCT	TOT	FG%
2021	Cincinnati	0-0	—	2-2	100.0	7-7	100.0	2-2	100.0	3-3	100.0	14-14	100.0
2022	Cincinnati	0-0	—	3-3	100.0	2-2	100.0	0-0	—	0-0	—	5-5	100.0
CAREER		0-0	—	5-5	100.0	9-9	100.0	2-2	100.0	3-3	100.0	19-19	100.0

CAREER GAME-BY-GAME

DATE	OPPONENT	SCORING					FIELD GOALS									
		FG-FGA	BFG	XP-XPA	BXP	PTS	1-19	20-29	30-39	40-49	50+	LG	TOT	FG%		
2021 / CINCINNATI																
9-12	MINNESOTA	2-2	0	3-3	0	9	0-0	0-0	1-1	0-0	1-1	53	2-2	100.0		
9-19	at Chicago	1-1	0	2-2	0	5	0-0	0-0	0-0	0-0	1-1	53	1-1	100.0		
9-26	at Pittsburgh	1-1	0	3-3	0	6	0-0	0-0	0-0	1-1	0-0	43	1-1	100.0		
9-30	JACKSONVILLE	1-2	0	3-3	0	6	0-0	0-0	1-1	0-1	0-0	35	1-2	50.0		
10-10	GREEN BAY	0-2	0	2-2	0	2	0-0	0-0	0-0	0-1	0-1	—	0-2	0.0		
10-17	at Detroit	2-2	0	4-4	0	10	0-0	0-0	1-1	1-1	0-0	40	2-2	100.0		
10-24	at Baltimore	2-2	0	5-5	0	11	0-0	0-0	1-1	0-0	1-1	52	2-2	100.0		
10-31	at N.Y. Jets	1-1	0	4-4	0	7	0-0	1-1	0-0	0-0	0-0	21	1-1	100.0		
11-7	CLEVELAND	1-1	0	1-1	0	4	0-0	1-1	0-0	0-0	0-0	27	1-1	100.0		
11-14	— BYE —															
11-21	at Las Vegas	4-4	0	2-3	0	14	0-0	0-0	0-0	1-1	3-3	54	4-4	100.0		
11-28	PITTSBURGH	2-2	0	5-5	0	11	0-0	0-0	1-1	0-0	1-1	51	2-2	100.0		
12-5	L.A. CHARGERS	1-1	0	1-2	0	4	0-0	0-0	0-0	1-1	0-0	48	1-1	100.0		
12-12	SAN FRANCISCO	3-4	0	2-2	0	11	0-0	1-1	1-1	1-2	0-0	41	3-4	75.0		
12-19	at Denver	3-3	0	0-0	0	9	0-0	1-1	0-0	0-0	2-2	58	3-3	100.0		
12-26	BALTIMORE	2-3	0	5-5	0	11	0-0	0-0	2-2	0-0	0-1	36	2-3	66.7		
1-2	KANSAS CITY	2-2	0	4-4	0	10	0-0	1-1	0-0	1-1	0-0	46	2-2	100.0		
1-9	at Cleveland			INACTIVE												
Postseason																
1-15	LAS VEGAS	4-4	0	2-2	0	14	0-0	1-1	2-2	1-1	0-0	43	4-4	100.0		
1-22	at Tennessee	4-4	0	1-1	0	13	0-0	0-0	1-1	1-1	2-2	54	4-4	100.0		
1-30	at Kansas City	4-4	0	1-1	0	13	0-0	0-0	3-3	0-0	1-1	52	4-4	100.0		
2-13	L.A. RAMS	2-2	0	2-2	0	8	0-0	1-1	1-1	0-0	0-0	38	2-2	100.0		
2022 / CINCINNATI																
9-11	PITTSBURGH	2-3	0	0-1	1	6	0-0	1-2	0-0	0-0	1-1	59	2-3	66.7		
9-18	at Dallas	3-3	0	0-0	0	9	0-0	0-0	0-0	2-2	1-1	50	3-3	100.0		
9-25	at N.Y. Jets	2-3	0	3-3	0	9	0-0	1-1	0-0	1-2	0-0	43	2-3	66.7		
9-29	MIAMI	2-2	0	3-3	0	9	1-1	0-0	0-0	0-0	1-1	57	2-2	100.0		
10-9	at Baltimore	1-1	0	2-2	0	5	0-0	0-0	0-0	1-1	0-0	40	1-1	100.0		
10-16	at New Orleans	1-1	0	3-3	0	6	0-0	0-0	0-0	0-0	1-1	52	1-1	100.0		
10-23	ATLANTA	0-0	0	5-5	0	5	0-0	0-0	0-0	0-0	—	0-0	—	—		
10-31	at Cleveland	0-1	0	1-2	0	1	0-0	0-0	0-0	0-1	0-0	—	0-1	0.0		
11-6	CAROLINA	0-1	0	6-6	0	6	0-0	0-0	0-0	0-1	0-0	—	0-1	0.0		
11-13	— BYE —															
11-20	at Pittsburgh	3-3	0	4-4	0	13	0-0	0-0	0-0	2-2	1-1	54	3-3	100.0		
11-27	at Tennessee	2-2	0	2-2	0	8	0-0	0-0	1-1	1-1	0-0	47	2-2	100.0		
12-4	KANSAS CITY	2-2	0	3-3	0	9	0-0	0-0	1-1	1-1	0-0	41	2-2	100.0		
12-11	CLEVELAND	1-1	0	2-3	0	5	0-0	0-0	1-1	0-0	0-0	30	1-1	100.0		
12-18	at Tampa Bay	2-2	0	2-2	0	8	0-0	1-1	0-0	1-1	0-0	41	2-2	100.0		
12-24	at New England	1-2	0	1-2	0	4	0-0	1-1	0-0	0-1	0-0	28	1-2	50.0		
1-2	BUFFALO			(GAME CANCELED)												
1-8	BALTIMORE	2-2	0	3-3	0	9	0-0	1-1	1-1	0-0	0-0	34	2-2	100.0		
Postseason																
1-15	BALTIMORE	1-1	0	1-2	0	4	0-0	0-0	1-1	0-0	0-0	39	1-1	100.0		
1-22	at Buffalo	2-2	0	3-3	0	9	0-0	2-2	0-0	0-0	0-0	28	2-2	100.0		
1-29	at Kansas City	2-2	0	2-2	0	8	0-0	1-1	1-1	0-0	0-0	30	2-2	100.0		



MIXON, JOE

HB #28

Height: 6-1
Weight: 220
College: Oklahoma
Experience: 7th-year player in 2023

2022 games-starts: 14-14
Career games-starts: 80-71
Born: 7-24-96
Hometown: Oakley, Calif.
Acquired: D2'17

A Bengals second-round draft selection in 2017, Mixon has been the team's lead back in each of his six seasons ... Has played in 80 regular-season games (71 starts), and has 1314 carries for 5378 yards (4.1 average) and 40 TDs ... A versatile option out of backfield, he also has 231 catches for 1763 yards and 10 TDs ... One of 10 active NFL players with 5000 career rushing yards, a milestone he surpassed in historic 2022 performance in Game 9 vs. Carolina; that day, he set Bengals single-game records for total TDs (five) and total points (30), while totaling career-high 211 yards from scrimmage (153 rushing, 58 receiving) ... His four rushing TDs tied HB Corey Dillon for most in a game in team history and were most in a game by any player in 2022 ... Became one of three players in Super Bowl era with at least four rushing TDs and one receiving TD in a game ... Has 14 100-yard rushing games, tied for fifth-most in team history ... Had best statistical season of career in 2021, with career highs in carries (292, ranked third in NFL), rushing yards (1205, third) and rushing TDs (13, fourth) ... One of Cincinnati's top performers in postseason, he has 106 rushing attempts for 425 yards (both team records) and two TDs; and in Super Bowl LVI, he threw a six-yard TD pass on first career passing attempt ... One of four Bengals all-time with three or more 1000-yard rushing seasons, along with Corey Dillon (six), Cedric Benson (three), James Brooks (three) and Rudi Johnson (three).

Career transactions: Selected by Cincinnati in second round of 2017 NFL Draft (48th overall) ... Signed with Bengals on 6-2-17 ... Signed contract extension with Bengals on 9-2-20 ... Contract with Bengals was renegotiated on 7-14-23.

Pro career: 2017—Played in 14 games (seven starts) as a rookie ... Inactive for Games 13-14 (concussion) ... Led team in rushing yards (626) carries (178), and rushing TDs (four) ... Added 30 catches for 287 yards (9.6) ... Had first career game of at least 100 yards from scrimmage (101) on Sept. 24 at Green Bay, with 62 yards rushing and 39 yards receiving ... Recorded first career rushing TD Oct. 8 at Buffalo, giving Bengals the lead in the fourth quarter ... Had a season-high 91 receiving yards on Oct. 29 vs. Indianapolis ... On Nov. 26 vs. Cleveland, recorded season highs in rushing yards (114) and carries (23), while adding one rushing TD. **2018**—Played in 14 games (13 starts) ... Inactive Games 3-4 with a knee injury ... Rushed for AFC-best 1168 yards, making him the first Bengals player ever to lead the AFC in rushing in a season (RB Paul Robinson led the AFL in rushing in 1968) ... Totaled 149 yards on Sept. 9 at Indianapolis (95 rushing, 54 receiving), and had a rushing TD ... Totaled 115 yards (93 rushing, 22 receiving) in return to action Oct. 7 vs. Miami, after missing previous two games with knee injury; receiving TD was first of his career ... Rushed 21 times for 123 yards and two TDs on Oct. 28 vs. Tampa Bay, good for his first career multi-TD performance ... Totaled season-high 155 yards (89 rushing, 66 receiving) on Nov. 25 vs. Cleveland ... Recorded season-highs in rushes (27) and rushing yards (129) on Dec. 16 vs. Oakland, and had two rushing TDs ... Rushed for 105 yards on 13 carries (season-high 8.1 average) in season finale at Pittsburgh. **2019**—Played in all 16 games (15 starts) ... Rushed for 1137 yards on 278 attempts (4.1), with five rushing TDs ... Caught 35 passes for 287 yards and three TDs ... Gained 817 of his 1137 rushing yards (72 percent) in final eight games ... Totaled 186 yards from scrimmage on Dec. 8 at Cleveland, the most by a Bengal since 2016; rushed for 146 yards on 23 carries (6.3), while scoring a TD, and added 40 yards on three receptions ... On Dec. 15 vs. New England, rushed 25 times for 136 yards ... Posted then-career high 162 rushing yards and two TDs in season finale vs. Cleveland. **2020**—Limited to just six games (all starts) by a right foot injury ... Rushed for 428 yards on 119 attempts (3.6), with three rushing TDs, along with 21 catches for 138 yards and one TD ... Rushed 25 times for season-high 151 yards and two TDs on Oct. 4 vs. Jacksonville, and added six catches for 30 yards and another TD ... Suffered injury in Game 6, Oct. 18 at Indianapolis; inactive for next three contests before being placed on Reserve/Injured on Nov. 21. **2021**—Started 16 regular-season games and all

four postseason games for Cincinnati, as Bengals won AFC Championship and advanced to Super Bowl LVI ... Missed regular-season finale while on Reserve/COVID-19 ... Posted career-high rushing totals in attempts (292), yards (1205) and TDs (13), as well as 42 catches for 314 yards and three TDs (tied career high) ... Third in the NFL in rushing attempts and yards, fourth in rushing TDs ... His 13 rushing TDs in the regular season were fourth-most in team history, and 16 total TDs were tied for second-most in team history ... Nine straight games with a TD (Games 4-12) tied for second-longest streak in team history, six straight (Games 7-12) with a rushing TD tied for the longest in team history, and four straight with multiple TDs (Games 8-11) was the longest such streak in team history ... Rushed for 127 yards and a TD on 29 carries in season-opener vs. Minnesota ... Posted back-to-back 100-yard games, on Nov. 21 at Las Vegas (123 yards, two TDs) and on Nov. 28 vs. Pittsburgh (career-high 165, two TDs) ... Rushed 67 times for 262 yards and a TD in four postseason games ... Posted 100-plus yards from scrimmage in Divisional Playoff at Tennessee (103) and AFC Championship at Kansas City (115) ... Rushed 15 times for 72 yards (4.8 avg.) in Super Bowl LVI vs. L.A. Rams, and threw a six-yard TD pass to WR Tee Higgins on a trick play in the second quarter. **2022**—Started 14 regular-season games and all three postseason contests for Cincinnati ... Suffered a concussion in Game 10 at Pittsburgh, and was inactive for next two games ... Rushed for 814 yards on 210 attempts (3.9 average), with seven TDs during regular season ... Also set career highs in receptions (60) and receiving yards (441), with two TD grabs ... Posted 145 scrimmage yards (82 rushing, 63 receiving) in season opener vs. Pittsburgh ... On Nov. 6 against Carolina, totaled a career-high 211 scrimmage yards (153 rushing, 58 receiving), with five total TDs (four rushing, one receiving) to lead Bengals to 42-21 win; Set single-game team records for total TDs and points accounted for (30), while four rushing TDs tied HB Corey Dillon's team record ... In just the first half of Carolina game, had 15 carries for 113 yards (7.5 average) and three TDs ... Rushed 14 times for 96 yards on Dec. 11 vs. Cleveland, including 40-yarder in the third quarter that led to Bengals FG ... Recorded 39 carries for 163 yards (4.2 avg.) and a TD during postseason ... Netted 105 rushing yards on 20 attempts (5.3 avg.), with a one-yard TD in Divisional Playoff at Buffalo; yardage total marked a postseason career high and third-most rushing yards ever in a Bengals postseason game.

Pro Bowl participation: Selected to one game (2021) as a reserve RB for the AFC ... Did not play in 2021 season game, as Bengals advanced to Super Bowl LVI.

College: Played in 25 games over two seasons of action at Oklahoma (2015-16), rushing for 2027 yards on 300 carries (6.8), with 17 TDs, while sharing backfield with OU's all-time rushing leader, Samaje Perine ... Also caught 65 passes for 894 yards (13.8) and nine TDs, along with a passing TD and kickoff return TD ... As a sophomore in 2016, named first-team All-Big 12 after rushing for team-high 1274 yards on 187 attempts (6.8), with 10 TDs, and caught 37 passes (second on team) for 538 yards (second on team) and five TDs ... Averaged 6.8 yards per carry, the fourth-best single-season mark in Sooners history ... Became first player in school history, and only FBS player in 2016, to register TDs via pass, rush, reception and KOR in a single season ... Set OU single-season record in 2016 for all-purpose yards (2331) and all-purpose yards per game (194.3).

High school/personal: Hometown is Oakley, Calif. (Bay area) ... Attended Freedom High School in Oakley, where he rushed for 1704 yards and 23 TDs as a high school senior ... Played in 2014 U.S. Army High School All-American Game ... Also played basketball and ran track in high school ... He's the youngest of six children ... Hosts an annual football camp in his hometown of Oakley ... Has hosted summer football camps for children in Cincinnati ... African-American studies major at Oklahoma.

JOE MIXON'S STATISTICS

YEAR	TEAM	G-S	RUSHING					RECEIVING					SCORING					
			ATT	YDS	AVG	LG	TD	NO	YDS	AVG	LG	TD	TD	TD-R	TD-P	TD-Rt	2-PtC	PTS
2017	Cincinnati	14-7	178	626	3.5	25	4	30	287	9.6	67	0	4	4	0	0	0	24
2018	Cincinnati	14-13	237	1168	4.9	51	8	43	296	6.9	21	1	9	8	1	0	0	54
2019	Cincinnati	16-15	278	1137	4.1	41	5	35	287	8.2	33	3	8	5	3	0	0	48
2020	Cincinnati	6-6	119	428	3.6	34t	3	21	138	6.6	19	1	4	3	1	0	0	24
2021	Cincinnati	16-16	292	1205	4.1	32	13	42	314	7.5	52	3	16	13	3	0	0	96
2022	Cincinnati	14-14	210	814	3.9	40	7	60	441	7.4	35	2	9	7	2	0	0	54
CAREER		80-71	1314	5378	4.1	51	40	231	1763	7.6	67	10	50	40	10	0	0	300

RUSHING SINGLE-GAME HIGHS: ATTEMPTS—30 (two times, most recently 11-21-21 at Las Vegas). YARDS—165 (11-28-21 vs. Pittsburgh). LONG—51 (12-30-18 at Pittsburgh). TOUCHDOWNS—4 (11-6-22 vs. Carolina).

RECEIVING SINGLE-GAME HIGHS: RECEPTIONS—7 (five times; most recently 12-24-22 at New England). YARDS—91 (10-29-17 vs. Indianapolis). LONG—67 (10-29-17 vs. Indianapolis). TOUCHDOWNS—1 (10 times; most recently on 11-6-22 vs. Carolina).

POSTSEASON

YEAR	TEAM	G-S	RUSHING					RECEIVING					SCORING					
			ATT	YDS	AVG	LG	TD	NO	YDS	AVG	LG	TD	TD	TD-R	TD-P	TD-Rt	2-PtC	PTS
2021	Cincinnati	4-4	67	262	3.9	23	1	18	107	5.9	21	0	1	1	0	0	0	6
2022	Cincinnati	3-3	39	163	4.2	16	1	8	50	6.3	13	0	1	1	0	0	0	6
CAREER		7-7	106	425	4.0	23	2	26	157	6.0	21	0	2	2	0	0	0	12

PASSING

YEAR	TEAM	ATT	CMP	CMP%	YDS	YDS/ATT	TD	TD%	INT	INT%	LG	SKD-YDS	RAT
2021	Cincinnati	1	1	100.0	6	6.00	1	100.0	0	0.0	6t	0-0	131.3
CAREER		1	1	100.0	6	6.00	1	100.0	0	0.0	6t	0-0	131.3

CAREER GAME-BY-GAME

DATE	OPPONENT	RUSHING					RECEIVING				
		ATT	YDS	AVG	LG	TD	NO	YDS	AVG	LG	TD
2017 / CINCINNATI											
9-10	BALTIMORE	8	9	1.1	8	0	3	15	5.0	9	0
9-14	HOUSTON	9	36	4.0	7	0	1	5	5.0	5	0
9-24	at Green Bay	18	62	3.4	20	0	3	39	13.0	21	0
10-1	at Cleveland	17	29	1.7	10	0	4	19	4.8	10	0
10-8	BUFFALO	15	51	3.4	12	1	0	0	—	—	0
10-15	— BYE —										
10-22	at Pittsburgh	7	48	6.9	25	0	3	20	6.7	8	0
10-29	INDIANAPOLIS	11	18	1.6	7	0	3	91	30.3	67	0
11-5	at Jacksonville	13	31	2.4	7t	1	3	15	5.0	10	0
11-12	at Tennessee	9	37	4.1	13	1	1	3	3.0	3	0
11-19	at Denver	20	49	2.5	8	0	2	0	0.0	1	0
11-26	CLEVELAND	23	114	5.0	19	1	3	51	17.0	36	0
12-4	PITTSBURGH	7	34	4.9	10	0	1	8	8.0	8	0
12-10	CHICAGO										
12-17	at Minnesota										
12-24	DETROIT	3	12	4.0	9	0	2	20	10.0	10	0
12-31	at Baltimore	18	96	5.3	17	0	1	1	1.0	1	0
2018 / CINCINNATI											
9-9	at Indianapolis	17	95	5.6	27	1	5	54	10.8	21	0
9-13	BALTIMORE	21	84	4.0	21	0	1	3	3.0	3	0
9-23	at Carolina										
9-30	at Atlanta										
10-7	MIAMI	22	93	4.2	31	0	3	22	7.3	18t	1
10-14	PITTSBURGH	11	64	5.8	17	1	4	20	5.0	8	0
10-21	at Kansas City	13	50	3.8	20	0	3	1	0.3	3	0
10-28	TAMPA BAY	21	123	5.9	43	2	3	15	5.0	9	0
11-4	— BYE —										
11-11	NEW ORLEANS	11	61	5.5	14	0	2	24	12.0	17	0
11-18	at Baltimore	12	14	1.2	4	1	3	38	12.7	21	0
11-25	CLEVELAND	14	89	6.4	32	0	7	66	9.4	16	0
12-2	DENVER	12	82	6.8	23	0	2	13	6.5	9	0
12-9	at L.A. Chargers	26	111	4.3	19	1	5	27	5.4	11	0
12-16	OAKLAND	27	129	4.8	47	2	2	1	0.5	1	0
12-23	at Cleveland	17	68	4.0	20	0	2	10	5.0	11	0
12-30	at Pittsburgh	13	105	8.1	51	0	1	2	2.0	2	0

DATE	OPPONENT	RUSHING					RECEIVING				
		ATT	YDS	AVG	LG	TD	NO	YDS	AVG	LG	TD
2019 / CINCINNATI											
9-8	at Seattle	6	10	1.7	6	0	2	7	3.5	10	0
9-15	SAN FRANCISCO	11	17	1.5	9	0	3	10	3.3	7	0
9-22	at Buffalo	15	60	4.0	14	0	2	34	17.0	33	1
9-30	at Pittsburgh	15	62	4.1	15	0	4	1	0.3	3	0
10-6	ARIZONA	19	93	4.9	18	0	1	16	16.0	16	0
10-13	at Baltimore	8	10	1.3	3	0	2	29	14.5	23	0
10-20	JACKSONVILLE	10	2	0.2	4	0	1	2	2.0	2t	1
10-27	L.A. Rams (London)	17	66	3.9	13	0	4	11	2.8	4	1
11-3	— BYE —										
11-10	BALTIMORE	30	114	3.8	15	0	2	37	18.5	23	0
11-17	at Oakland	15	86	5.7	30	1	1	17	17.0	17	0
11-24	PITTSBURGH	18	79	4.4	14	0	0	0	—	—	0
12-1	N.Y. JETS	19	44	2.3	9	1	4	26	6.5	9	0
12-8	at Cleveland	23	146	6.3	26	1	3	40	13.3	24	0
12-15	NEW ENGLAND	25	136	5.4	29	0	3	20	6.7	11	0
12-22	at Miami	21	50	2.4	9	0	2	23	11.5	17	0
12-29	CLEVELAND	26	162	6.2	41	2	1	14	14.0	14	0
2020 / CINCINNATI											
9-13	L.A. CHARGERS	19	69	3.6	14	0	1	2	2.0	2	0
9-17	at Cleveland	16	46	2.9	9	0	4	40	10.0	18	0
9-27	at Philadelphia	17	49	2.9	11	0	2	16	8.0	14	0
10-4	JACKSONVILLE	25	151	6.0	34t	2	6	30	5.0	14	1
10-11	at Baltimore	24	59	2.5	7	0	6	35	5.8	19	0
10-18	at Indianapolis	18	54	3.0	9	1	2	15	7.5	8	0
10-25	CLEVELAND			INACTIVE					INACTIVE		
11-1	TENNESSEE			INACTIVE					INACTIVE		
11-8	— BYE —										
11-15	at Pittsburgh			INACTIVE					INACTIVE		
11-22	at Washington			RESERVE / INJURED					RESERVE / INJURED		
11-29	N.Y. GIANTS			RESERVE / INJURED					RESERVE / INJURED		
12-6	at Miami			RESERVE / INJURED					RESERVE / INJURED		
12-13	DALLAS			RESERVE / INJURED					RESERVE / INJURED		
12-21	PITTSBURGH			RESERVE / INJURED					RESERVE / INJURED		
12-27	at Houston			RESERVE / INJURED					RESERVE / INJURED		
1-3	BALTIMORE			RESERVE / INJURED					RESERVE / INJURED		
2021 / CINCINNATI											
9-12	MINNESOTA	29	127	4.4	19	1	4	23	5.8	12	0
9-19	at Chicago	20	69	3.5	10	0	1	2	2.0	2	0
9-26	at Pittsburgh	18	90	5.0	27	0	1	4	4.0	4	0
9-30	JACKSONVILLE	16	67	4.2	11	1	1	0	0.0	0	0
10-10	GREEN BAY	10	33	3.3	10	1	1	2	2.0	2	0
10-17	at Detroit	18	94	5.2	18	0	5	59	11.8	40t	1
10-24	at Baltimore	12	59	4.9	21t	1	0	0	—	—	0
10-31	at N.Y. Jets	14	33	2.4	8	1	4	58	14.5	46	1
11-7	CLEVELAND	13	64	4.9	21	2	5	46	9.2	12	0
11-14	— BYE —										
11-21	at Las Vegas	30	123	4.1	20t	2	0	0	—	—	0
11-28	PITTSBURGH	28	165	5.9	32	2	4	-2	-0.5	5	0
12-5	L.A. CHARGERS	19	54	2.8	10	1	0	0	—	—	0
12-12	SAN FRANCISCO	18	58	3.2	17	0	2	10	5.0	5	0
12-19	at Denver	17	58	3.4	12	0	1	2	2.0	2	0
12-26	BALTIMORE	18	65	3.6	19	1	6	70	11.7	52	1
1-2	KANSAS CITY	12	46	3.8	13	0	7	40	5.7	15	0
1-9	at Cleveland			RESERVE / COVID-19					RESERVE / COVID-19		
Postseason											
1-15	LAS VEGAS	17	48	2.8	10	0	4	28	7.0	21	0
1-22	at Tennessee	14	54	3.9	16t	1	6	51	8.5	21	0
1-30	at Kansas City	21	88	4.2	23	0	3	27	9.0	18	0
2-13	L.A. RAMS	15	72	4.8	14	0	5	1	0.2	4	0
2022 / CINCINNATI											
9-11	PITTSBURGH	27	82	3.0	31	0	7	63	9.0	18	0
9-18	at Dallas	19	57	3.0	10	0	3	26	8.7	12	0
9-25	at N.Y. Jets	12	24	2.0	9	0	3	14	4.7	7	0
9-29	MIAMI	24	61	2.5	7	1	4	13	3.3	9	0
10-9	at Baltimore	14	78	5.6	12	0	3	10	3.3	6	0
10-16	at New Orleans	8	45	5.6	10	0	4	23	5.8	9t	1
10-23	ATLANTA	17	58	3.4	11	1	3	33	11.0	22	0
10-31	at Cleveland	8	27	3.4	6	0	7	32	4.6	14	0
11-6	CAROLINA	22	153	7.0	29	4	4	58	14.5	35	1
11-13	— BYE —										
11-20	at Pittsburgh	7	20	2.9	7	0	3	42	14.0	24	0
11-27	at Tennessee			INACTIVE					INACTIVE		
12-4	KANSAS CITY			INACTIVE					INACTIVE		
12-11	CLEVELAND	14	96	6.9	40	0	2	10	5.0	6	0
12-18	at Tampa Bay	11	21	1.9	5	0	5	33	6.6	11	0
12-24	at New England	16	65	4.1	19	0	7	43	6.1	17	0
1-2	BUFFALO			(GAME CANCELED)					(GAME CANCELED)		
1-8	BALTIMORE	11	27	2.5	8	1	5	41	8.2	33	0
Postseason											
1-15	BALTIMORE	11	39	3.5	11	0	3	17	5.7	8	0
1-22	at Buffalo	20	105	5.3	16	1	2	18	9.0	13	0
1-29	at Kansas City	8	19	2.4	7	0	3	15	5.0	6	0



MOODY, JAYLEN

LB #44

Height: 6-0
Weight: 222
College: Alabama
Experience: Rookie in 2023

2022 games-starts: 0-0
Career games-starts: 0-0
Born: 11-6-98
Hometown: Conway, S.C.
Acquired: CFA'23

Signed with Cincinnati as a college free agent in May ... Played in 65 career games in five seasons (2018-22) at the University of Alabama, helping the Crimson Tide make three appearances in the College Football Playoff and win the national title in 2020 ... Served as a core special teams contributor in first four seasons, before earning starting LB spot in 2022 ... Posted 49 tackles last season, more than his combined total of 44 from 2018-21

Career transactions: Signed with Cincinnati as college free agent on 5-12-23.

College: Spent five seasons (2018-22) at Alabama ... Played in 65 games with eight starts at LB ... Recorded 93 tackles (44 solos), with eight TFLs and two sacks, while adding one INT, one PD, one FF and two FRs. **2022**—Played in 10 games, starting eight at LB ... Posted 49 tackles (24 solos), 7.5 TFLs, two sacks and one FR ... Led Alabama with six tackles in first career start on Sept. 3 vs. Utah State ... Had career-best 10 stops, including nine-yard sack, on Sept. 10 at Texas ... Logged eight tackles (two for losses), with a nine-yard sack on Oct. 1 at Arkansas. **2021**—Played in all 15 games, helping Crimson Tide reach national title game ... Contributed at LB and on special

teams ... Totaled 11 tackles and one INT ... INT came in season-opener on Sept. 4 vs. Miami. **2020**—Saw action in all 13 games, helping Alabama win national championship ... Registered 18 tackles (11 solos), one FF and one FR ... Tied for team lead with seven tackles and was involved in two turnovers (one FF and one FR) on Dec. 12 at Arkansas ... Posted three tackles in CFP semifinal on Jan. 1 vs. Notre Dame. **2019**—Played in 13 games, primarily seeing action on special teams ... Recorded 10 tackles ... Selected as one of Alabama coaching staff's special teams players of the week for efforts on Sept. 14 at South Carolina and Sept. 21 vs. Southern Mississippi. **2018**—Played in 14 games as a true freshman, providing depth at LB while contributing on special teams ... Tallied five tackles.

High school: Attended Conway High School in Conway, S.C. ... Recorded 105 tackles with 11.5 TFLs and three INTs as a senior in 2017 ... Selected to play for South team in the Touchstone Energy Bowl, an annual all-star game organized by the South Carolina Athletic Coaches Association.

Personal: Hometown is Conway, S.C. ... Earned degree in business administration and management from Alabama in 2022.



MORGAN, STANLEY

WR #17

Height: 6-0
Weight: 205
College: Nebraska
Experience: 5th-year player in 2023

2022 games-starts: 14-0
Career games-starts: 48-1
Born: 9-7-96
Hometown: New Orleans, La.
Acquired: CFA'19

A 2019 Bengals college free agent signee, Morgan has developed into one of Cincinnati's top special teams contributors ... Recorded 11 tackles on special teams in both the 2021 and '22 seasons ... Led team in special teams snaps in 2021 (312), before ranking fifth in '22 (254) ... Reserve WR known for his blocking, he played just under seven percent of offensive snaps (77 of 1106) during 2022 regular season ... Played in all three postseason games in 2022 ... Enters 2023 having played 853 combined special teams snaps in 48 career games, and has 30 tackles ... Spent time on both Cincinnati's active roster and practice squad in 2019 and '20, before earning a roster spot for full '21 season ... Left Nebraska with school records in career receptions (189) and receiving yards (2747), single-season receiving yards (1004 in '18) and 100-yard receiving games (five in '17), and consecutive games with a reception (38).

Career transactions: Signed with Cincinnati as college free agent on 5-10-19 ... Waived by Bengals on 8-31-19 ... Signed to Bengals practice squad on 9-1-19 ... Signed to Bengals roster on 10-2-19 ... Waived by Bengals on 9-5-20 ... Signed to Bengals practice squad on 9-6-20 ... Signed to Bengals roster on 12-12-20 ... Bengals contract expired on 3-16-22; received no qualifying offer and became free agent ... Re-signed with Bengals as free agent on 3-28-22.

Pro career: 2019—Played in 11 games for the Bengals ... Totaled three catches for 18 yards on the season, and had five tackles on special teams ... Spent Games 1-4 on practice squad, before being called up to active roster on Oct. 2 to take place of injured WR John Ross III ... Played in Games 5-15, seeing action on offense (143 snaps) and special teams (177 snaps) ... Inactive for season finale vs. Cleveland due to concussion ... Made NFL debut on Oct. 6 vs. Arizona, and made his first career catch (six-yarder from QB Andy Dalton). **2020**—Played in six games for Cincinnati ... Saw 18 snaps on offense (no statistics), and 110 snaps on special teams (three tackles) ... Spent majority of season on Bengals' practice squad, before signing to the active roster for the final four games ... Practice squad protected player for 12 of Cincinnati's first 13

games, with only outlier coming when he was on Reserve/COVID-19 list (Nov. 20-Dec. 2) ... Posted two special teams tackles on Dec. 6 at Miami. **2021**—Played in 17 regular-season games (one start) and one postseason game for Cincinnati ... Led team in both snaps (312 of 473) and tackles (11) on special teams during regular season ... Reserve WR played 12 percent of offensive snaps (135 of 1098) during regular season and had two catches for 11 yards ... Made first career start in regular-season finale at Cleveland, as Bengals rested usual starters for playoffs, and had one catch for eight yards along with a special teams tackle ... Missed Bengals' first three playoff games due to hamstring injury, but returned to play 10 special teams snaps in Super Bowl LVI vs. L.A. Rams. **2022**—Played in 14 regular-season games and all three postseason contests as key special teams contributor ... Inactive for Games 7-8 due to hamstring injury ... Saw action on 254 of 433 special teams snaps during regular season, tying for team lead with 11 ST tackles ... Also played 77 offensive snaps as a reserve WR ... Recorded three special teams tackles on Dec. 18 at Tampa Bay ... Had one postseason special teams tackle on 48 snaps.

College: Spent four seasons (2015-18) at Nebraska ... Played in 49 career games, and missed just one contest due to injury ... Re-wrote receiving record books, leaving with school records in career receptions (189) and receiving yards (2747), single-season receiving yards (1004 in '18) and 100-yard receiving games (five in '17), and consecutive games with a reception (38) ... Also tied for second in career receiving TDs (22) ... His 1004 receiving yards in 2018 made him the first-ever Nebraska player to top 1000 receiving yards.

High school/personal: Hometown is New Orleans, La. ... Attended St. Augustine High School in New Orleans, where as a senior he totaled 46 catches for 891 yards and eight TDs, despite missing two games with a shoulder injury ... Also lettered in basketball ... Known for his work in the community at Nebraska, he volunteered with the Nebraska Football Road Race, Husker Heroes, Red Cross, the Lincoln Marathon and local hospital and school outreach events ... Child, youth and family studies major at Nebraska.

STANLEY MORGAN'S STATISTICS

YEAR	TEAM	G-S	RECEIVING					RUSHING					SCORING					
			NO	YDS	AVG	LG	TD	ATT	YDS	AVG	LG	TD	TD	TD-R	TD-P	TD-Rt	2-PtC	PTS
2019	Cincinnati	11-0	3	18	6.0	9	0	0	0	—	—	0	—	—	—	—	—	—
2020	Cincinnati	6-0	0	0	—	—	0	0	0	—	—	0	—	—	—	—	—	—
2021	Cincinnati	17-1	2	11	5.5	8	0	1	3	3.0	3	0	—	—	—	—	—	—
2022	Cincinnati	14-0	0	0	—	—	0	0	0	—	—	0	—	—	—	—	—	—
CAREER		48-1	5	29	5.8	9	0	1	3	3.0	3	0	—	—	—	—	—	—

YEAR	TEAM	ST	AT	TT	FF	FR-YDS	BP	BFG	BXP	KICKOFF RETURNS					PUNT RETURNS						
										NO	YDS	AVG	FC	LG	TD	NO	YDS	AVG	FC	LG	TD
2019	Cincinnati	4	1	5	0	0-0	0	0	0	0	0	0	—	0	—	0	—	—	—	—	—
2020	Cincinnati	1	2	3	0	0-0	0	0	0	0	0	—	0	—	0	—	—	—	—	—	—
2021	Cincinnati	8	3	11	0	0-0	0	0	0	2	22	11.0	0	18	0	—	—	—	—	—	—
2022	Cincinnati	7	4	11	0	0-0	0	0	0	0	0	—	0	—	0	—	—	—	—	—	—
CAREER		20	10	30	0	0-0	0	0	0	2	22	11.0	0	18	0	—	—	—	—	—	—

RECEIVING SINGLE-GAME HIGHS: RECEPTIONS—1 (five times; most recently on 1-9-22 at Cleveland). YARDS—9 (11-10-19 vs. Baltimore). TOUCHDOWNS—(none).

KICKOFF RETURN SINGLE-GAME HIGHS: RETURNS—2 (12-12-21 vs. San Francisco). YARDS—22 (12-12-21 vs. San Francisco). LONG—18 (12-12-21 vs. San Francisco). TOUCHDOWNS—(none).

POSTSEASON

YEAR	TEAM	G-S	RECEIVING					RUSHING					SCORING						
			NO	YDS	AVG	LG	TD	ATT	YDS	AVG	LG	TD	TD	TD-R	TD-P	TD-Rt	2-PtC	PTS	
2021	Cincinnati	1-0	0	0	—	—	0	—	—	—	—	—	—	—	—	—	—	—	—
2022	Cincinnati	3-0	0	0	—	—	0	—	—	—	—	—	—	—	—	—	—	—	—
CAREER		4-0	0	0	—	—	0	—	—	—	—	—	—	—	—	—	—	—	—

YEAR	TEAM	ST	AT	TT	FF	FR-YDS	BP	BFG	BXP	KICKOFF RETURNS					PUNT RETURNS					
										NO	YDS	AVG	FC	LG	TD	NO	YDS	AVG	FC	LG
2022	Cincinnati	1	0	1	0	0-0	0	0	0	—	—	—	—	—	—	—	—	—	—	—
CAREER		1	0	1	0	0-0	0	0	0	—	—	—	—	—	—	—	—	—	—	—

2022 REGULAR-SEASON GAME-BY-GAME

DATE	OPPONENT	RECEIVING					RUSHING				
		NO	YDS	AVG	LG	TD	ATT	YDS	AVG	LG	TD
9-11	PITTSBURGH	0	0	—	—	0	—	—	—	—	—
9-18	at Dallas	0	0	—	—	0	—	—	—	—	
9-25	at N.Y. Jets	0	0	—	—	0	—	—	—	—	
9-29	MIAMI	0	0	—	—	0	—	—	—	—	
10-9	at Baltimore	0	0	—	—	0	—	—	—	—	
10-16	at New Orleans	0	0	—	—	0	—	—	—	—	
10-23	ATLANTA										
10-31	at Cleveland			INACTIVE					INACTIVE		
11-6	CAROLINA	0	0	—	—	0	—	—	—	—	
11-13	— BYE —										
11-20	at Pittsburgh	0	0	—	—	0	—	—	—	—	
11-27	at Tennessee	0	0	—	—	0	—	—	—	—	
12-4	KANSAS CITY	0	0	—	—	0	—	—	—	—	
12-11	CLEVELAND	0	0	—	—	0	—	—	—	—	
12-18	at Tampa Bay	0	0	—	—	0	—	—	—	—	
12-24	at New England	0	0	—	—	0	—	—	—	—	
1-2	BUFFALO			(GAME CANCELED)					(GAME CANCELED)		
1-8	BALTIMORE	0	0	—	—	0	—	—	—	—	
TOTALS		0	0	—	—	0	—	—	—	—	

DATE	OPPONENT	SPECIAL TEAMS								KICKOFF RETURNS						PUNT RETURNS					
		ST	AT	TT	FF	FR-YDS	BP	BFG	BXP	NO	YDS	AVG	FC	LG	TD	NO	YDS	AVG	FC	LG	TD
9-11	PITTSBURGH	2	0	2	0	0-0	0	0	0	—	—	—	—	—	—	—	—	—	—	—	—
9-18	at Dallas	0	0	0	0	0-0	0	0	0	—	—	—	—	—	—	—	—	—	—	—	—
9-25	at N.Y. Jets	0	1	1	0	0-0	0	0	0	—	—	—	—	—	—	—	—	—	—	—	—
9-29	MIAMI	0	0	0	0	0-0	0	0	0	—	—	—	—	—	—	—	—	—	—	—	—
10-9	at Baltimore	1	0	1	0	0-0	0	0	0	—	—	—	—	—	—	—	—	—	—	—	—
10-16	at New Orleans	0	0	0	0	0-0	0	0	0	—	—	—	—	—	—	—	—	—	—	—	—
10-23	ATLANTA																				
10-31	at Cleveland					INACTIVE													INACTIVE		
11-6	CAROLINA	1	0	1	0	0-0	0	0	0	—	—	—	—	—	—	—	—	—	—	—	—
11-13	— BYE —																				
11-20	at Pittsburgh	0	1	1	0	0-0	0	0	0	—	—	—	—	—	—	—	—	—	—	—	—
11-27	at Tennessee	1	0	1	0	0-0	0	0	0	—	—	—	—	—	—	—	—	—	—	—	—
12-4	KANSAS CITY	0	1	1	0	0-0	0	0	0	—	—	—	—	—	—	—	—	—	—	—	—
12-11	CLEVELAND	0	0	0	0	0-0	0	0	0	—	—	—	—	—	—	—	—	—	—	—	—
12-18	at Tampa Bay	2	1	3	0	0-0	0	0	0	—	—	—	—	—	—	—	—	—	—	—	—
12-24	at New England	0	0	0	0	0-0	0	0	0	—	—	—	—	—	—	—	—	—	—	—	—
1-2	BUFFALO					(GAME CANCELED)													(GAME CANCELED)		
1-8	BALTIMORE	0	0	0	0	0-0	0	0	0	—	—	—	—	—	—	—	—	—	—	—	—
TOTALS		7	4	11	0	0-0	0	0	0	—	—	—	—	—	—	—	—	—	—	—	—



MURPHY, MYLES

DE #99

Height: 6-5
Weight: 270
College: Clemson
Experience: Rookie in 2023

2022 games-starts: 0-0
Career games-starts: 0-0
Born: 1-3-02
Hometown: Marietta, Ga.
Acquired: D1'23

Cincinnati's first-round draft pick this April, Murphy looks to make an immediate impact along the defensive line ... At 6-5, 270 pounds, he possesses a blend of strength and athleticism that helped him rack up 17.5 sacks in 38 career games at Clemson University ... Spent three seasons (2020-22) with the Tigers, earning first-team All-ACC honors as a junior last fall ... Also showcased ability to defend the run, with 37 career TFLs ... Became first defensive lineman taken by the Bengals in the first round since Justin Smith (fourth overall) in 2001.

Career transactions: Selected by Cincinnati in first round of 2023 NFL Draft (28th overall) ... Signed by Bengals on 5-12-23.

Defensive coordinator Lou Anarumo says: "We're getting a guy that brings position flex — he's played both outside and inside. He can rush from different spots. The teams we have to play and when we have to play them, the more rushers we have on the field at one time, the better we'll be. He's a guy that will fit right in."

College: Spent three seasons (2020-22) at Clemson ... Played in 38 games with 27 starts ... Recorded 119 tackles (61 solos), with 37 TFLs and 17.5 sacks ... Added six FFs and five PDs ... Only player in the FBS with at least 10 TFLs and a FF in each season from 2020-22. **2022**—Played in 13 games, starting 11 ... Selected second-team All-ACC by the Associated Press ... Posted 40 tackles (22 solos), 11 TFLs, 6.5 sacks, one FF and two PDs ... 6.5 sacks tied for team lead ... Tallied six stops (five solos), including two sacks, along with a

FF recovered by Clemson late in the first half on Oct. 15 at Florida State. **2021**— Played in all 13 games with 10 starts ... Earned AP second-team All-ACC honors ... Totaled 38 tackles (21 solos), 14 TFLs, a team-leading seven sacks, two FFs and two PDs ... Had four stops, with 1.5 TFLs and a sack, in season opener on Sept. 4 vs. Georgia ... Logged five tackles with three TFLs and two sacks on Oct. 30 vs. Florida State ... Recorded FFs in back-to-back games on Nov. 13 vs. Connecticut and Nov. 20 vs. Wake Forest. **2020**—Played in all 12 games, starting six ... Named AP ACC Co-Newcomer of the Year ... Tallied 41 tackles (18 solos), with 12 TFLs and four sacks, along with three FFs and one PD ... Became first Clemson freshman with at least three FFs in a season since 1988 ... Tied for third-most sacks by a true freshman in school history ... Made an impact in collegiate debut on Sept. 12 at Wake Forest, finishing with seven tackles, including three TFLs and two sacks ... Posted seven tackles with a TFL and a FF on Dec. 5 at Virginia Tech.

High school: Attended Hillgrove High School in Marietta, Ga. ... Recorded 53 tackles, with 19 TFLs and 10 sacks, along with a FF and a blocked kick as a senior in 2019 ... Selected to the U.S. Army All-American Bowl ... Logged 55 tackles, 16 TFLs and seven sacks as a junior in 2018 ... Helped team post a 12-1 record his junior season, the most wins in school history.

Personal: Hometown is Marietta, Ga. ... Entered training camp as youngest player on Bengals' roster (born 1-3-2002) ... Majored in construction science and management at Clemson.



MURRAY, TYLER

LB #45

Height: 6-1
Weight: 226
College: Memphis
Experience: Rookie in 2023

2022 games-starts: 0-0
Career games-starts: 0-0
Born: 2-15-99
Hometown: Jacksonville, Fla.
Acquired: CFA'23

A versatile LB with nine INTs in his college career, Murray signed with Cincinnati as a college free agent in May ... Spent his final year at the University of Memphis, immediately becoming a core member of the defense after transferring from the University of North Carolina at Charlotte ... Spent first two seasons (2017-18) at Troy University, before playing two years ('20-21) at Charlotte ... Started 43 of his final 44 games played ... Was a team captain and two-time All-Conference USA honorable mention pick at Charlotte.

Career transactions: Signed with Cincinnati as college free agent on 5-12-23.

College: Spent two seasons (2017-18) at Troy, two seasons ('20-21) at Charlotte, and one season ('22) at Memphis ... Recorded 259 tackles, with 21.5 TFLs and 4.5 sacks, along with nine INTs, 16 PDs, six FFs and five FRs. **2022**—Started all 13 games at LB for Memphis ... Totaled 67 tackles (38 solos), six TFLs, two INTs and four PDs ... Logged season-high 10 stops (nine solos), with two TFLs, on Oct. 15 at East Carolina ... Had four tackles and an INT in the second quarter on Nov. 10 vs. Tulsa. **2021**—Started all 12 games at LB for Charlotte ... Selected All-Conference USA honorable mention ... Named a team captain ... Led team with 79 total tackles (39 solos) ... Had 5.5 TFLs and 1.5 sacks, along with two FFs and a FR ... In season opener on Sept. 3 vs. Duke, logged six tackles and had two pivotal plays in the second half — a FF at the goal line when Duke was driving to take the lead in the third quarter, and a FR late in the fourth quarter to seal a victory ... Tallied season-high 10 tackles and a FF on Sept. 18 at Georgia State. **2020**—Started all six games for Charlotte as

season was shortened due to COVID-19 pandemic ... Named All-Conference USA honorable mention ... Led team in total tackles (49) and INTs (two) ... Had two TFLs, one FF and one FR ... Posted a monster stat line in opener on Sept. 12 at Appalachian State, with 14 tackles, one INT, a FF and a FR, earning C-USA Defensive Player of the Week honors ... Returned an INT 47 yards to set up a Charlotte TD on Oct. 24 at the University of Texas at El Paso. **2019**—Sat out season as a transfer. **2018**—Played in all 13 games with 12 starts at LB for Troy ... Earned third-team All-Sun Belt honors ... Registered 49 tackles (25 solos), with 6.5 TFLs and two sacks, along with three INTs, eight PDs, one FF and two FRs ... Posted six tackles, with three for losses including two sacks, along with an INT on Sept. 15 at Nebraska ... Returned an INT 46 yards to set up a Troy TD, and finished with seven tackles on Sept. 29 vs. Coastal Carolina. **2017**—Saw action in all 13 games as a true freshman at Troy ... Tallied 15 tackles (12 solos), 1.5 TFLs, one sack, one INT, two FFs and a FR ... Had season-best five stops (four solos), with a sack, a FF and a FR on Dec. 16 vs. North Texas.

High school: Attended Baldwin Middle-Senior High School in Baldwin, Fla. ... Earned all-conference honors as a senior in 2016 ... Recorded 57 tackles, one TFL, nine INTs, 18 pass breakups and a FR over his final two seasons ... Also contributed as a TE and RB, catching 28 passes for 486 yards and three TDs, while rushing for 175 yards on 34 attempts with two TDs.

Personal: Hometown is Jacksonville, Fla. ... Parents are Kinarda and Hosea Murray ... Has two brothers and two sisters.



OSSAI, JOSEPH

DE #58

Height: 6-4
Weight: 263
College: Texas
Experience: 3rd-year player in 2023

2022 games-starts: 16-0
Career games-starts: 16-0
Born: 4-12-00
Hometown: Ketu Ijanikin, Lagos (Nigeria)
Acquired: D3'21

A 2021 third-round draft pick, Ossai suffered a season-ending knee injury in preseason of his rookie year, but returned to play in all 16 regular-season and all three postseason games for the Bengals in '22 ... A long and athletic pass-rusher, he totaled 17 tackles, with 3.5 sacks, one PD and two FRs as a reserve defensive end ... Scored Cincinnati's only defensive TD of the season in Week 18 vs. Baltimore, when he pounced on a fumble forced by DE Trey Hendrickson in the Ravens' end zone in the final minute of the first half ... Saw action on 335 defensive snaps ... Chose to forgo final season of college eligibility to enter 2021 NFL Draft, after spending three years ('18-20) at the University of Texas ... Born in Nigeria (Ketu Ijanikin, Lagos); his family moved to the United States when he was 10 ... First saw game of football at age 10, after arriving in U.S.

Career transactions: Selected by Cincinnati in third round of 2021 NFL Draft (69th overall) ... Signed with Bengals on 6-2-21.

Pro career: 2021—Did not play as a rookie, after suffering left knee injury in preseason opener at Tampa Bay ... Placed Aug. 31 on Reserve/Injured, where he spent entire regular season and postseason. **2022**—Played in all 16 games and three postseason games for Cincinnati ... Totaled 17 tackles (six solos), with 3.5 sacks, one PD, and two FRs during regular season ... Made NFL debut on Sept. 11 against Pittsburgh ... Logged first career sack on Oct. 23 vs. Atlanta, bringing down QB Marcus Mariota for loss of eight yards on third down to force a Falcons punt in the fourth quarter ... On Dec. 4 against

Kansas City, sacked Patrick Mahomes for four-yard loss on third down with 4:09 remaining in fourth quarter; play led to missed FG and allowed Bengals' offense to drain remainder of the clock ... On Dec. 18 at Tampa Bay, recovered a fumble at Buccaneers' 13-yard line in third quarter, leading to Bengals TD five plays later ... Scored Cincinnati's first defensive TD of the season on Jan. 8 vs. Baltimore, recovering a fumble (forced by DE Trey Hendrickson) in the Ravens' end zone in final minute of first half ... Had six tackles (one for loss) and a PD in postseason ... Tallied five tackles in AFC Championship at Kansas City, with a stop on RB Jerick McKinnon for loss of three yards in the fourth quarter.

College: Spent three seasons (2018-20) at Texas, and chose to forgo his final year of eligibility to enter the NFL Draft ... Played in 36 games, and totaled 165 tackles, 30.5 tackles for losses, 11 sacks, two INTs, five PDs, five FFs, a FR and a blocked PAT ... As a junior in 2020, his 16 tackles for losses led the Big 12 and ranked No. 3 nationally.

High school/personal: Hometown is Ketu Ijanikin, Lagos, Nigeria ... Moved to the United States at age 10, and was raised in Conroe, Texas (outside Houston) ... Attended Oak Ridge High School in Conroe, Texas (outside Houston) ... As a senior, posted 58 tackles, eight sacks and three FFs ... Attended Conroe High School as a freshman, and played safety ... Also competed in basketball and track and field ... Last name is pronounced "o-SIGH."

JOSEPH OSSAI'S STATISTICS

YEAR	TEAM	G-S	DEFENSE						INTERCEPTIONS					SCORING					
			ST	AT	TT	SKS-YDS	PD	FF	FR-YDS	NO	YDS	AVG	LG	TD	TD	TD-IntRt	TD-FRRt	S	PTS
2021	Cincinnati	0-0	DID NOT PLAY*						DID NOT PLAY*					DID NOT PLAY*					
2022	Cincinnati	16-0	6	11	17	3.5-12.5	1	0	2-0	—	—	—	—	—	1	0	1	0	6
CAREER		16-0	6	11	17	3.5-12.5	1	0	2-0	—	—	—	—	—	1	0	1	0	6

POSTSEASON

YEAR	TEAM	G-S	DEFENSE						INTERCEPTIONS					SCORING					
			ST	AT	TT	SKS-YDS	PD	FF	FR-YDS	NO	YDS	AVG	LG	TD	TD	TD-IntRt	TD-FRRt	S	PTS
2021	Cincinnati	0-0	DID NOT PLAY*						DID NOT PLAY*					DID NOT PLAY*					
2022	Cincinnati	3-0	4	2	6	0-0	2	0	0-0	—	—	—	—	—	—	—	—	—	—
CAREER		3-0	4	2	6	0-0	2	0	0-0	—	—	—	—	—	—	—	—	—	—

* NOTE: Ossai was on the Reserve/Injured list for 17 regular-season games and four postseason games with Cincinnati in 2021.

2022 REGULAR-SEASON GAME-BY-GAME

DATE	OPPONENT	DEFENSE									INTERCEPTIONS				
		ST	AT	TT	SKS-YDS	INT-YDS	PD	FF	FR-YDS	NO	YDS	AVG	LG	TD	
9-11	PITTSBURGH	0	0	0	0-0	0-0	0	0	0-0	—	—	—	—	—	
9-18	at Dallas	0	1	1	0-0	0-0	0	0	0-0	—	—	—	—	—	
9-25	at N.Y. Jets	0	1	1	0-0	0-0	0	0	0-0	—	—	—	—	—	
9-29	MIAMI	0	1	1	0-0	0-0	0	0	0-0	—	—	—	—	—	
10-9	at Baltimore	0	0	0	0-0	0-0	0	0	0-0	—	—	—	—	—	
10-16	at New Orleans	0	0	0	0-0	0-0	0	0	0-0	—	—	—	—	—	
10-23	ATLANTA	1	0	1	1-8	0-0	0	0	0-0	—	—	—	—	—	
10-31	at Cleveland	1	2	3	0-0	0-0	0	0	0-0	—	—	—	—	—	
11-6	CAROLINA	0	0	0	0-0	0-0	0	0	0-0	—	—	—	—	—	
11-13	— BYE —														
11-20	at Pittsburgh	1	0	1	0-0	0-0	0	0	0-0	—	—	—	—	—	
11-27	at Tennessee	0	1	1	0-0	0-0	0	0	0-0	—	—	—	—	—	
12-4	KANSAS CITY	1	0	1	1-4	0-0	0	0	0-0	—	—	—	—	—	
12-11	CLEVELAND	0	0	0	0-0	0-0	0	0	0-0	—	—	—	—	—	
12-18	at Tampa Bay	1	1	2	0-0	0-0	1	0	1-0	—	—	—	—	—	
12-24	at New England	0	1	1	0.5-0.5	0-0	0	0	0-0	—	—	—	—	—	
1-2	BUFFALO	(GAME CANCELED)									(GAME CANCELED)				
1-8	BALTIMORE	1	3	4	1-0	0-0	0	0	1-0	—	—	—	—	—	
TOTALS		6	11	17	3.5-12.5	0-0	1	0	2-0	—	—	—	—	—	



PESEFEA, TAUTALA, JR.

DT #53

Height: 6-3
Weight: 314
College: Arizona State
Experience: Rookie in 2023

2022 games-starts: 0-0
Career games-starts: 0-0
Born: 6-25-00
Hometown: Sacramento, Calif.
Acquired: CFA'23

A college free agent signee in May, Pesefea looks to carve out a role in a talented DL room ... Saw action in 40 games across four seasons (2019-22) at Arizona State University ... Spent 2018 season at American River College (junior college) before transferring to Arizona State ... Established himself as a key member of the Sun Devils' defensive line in 2022, when he started 11 of 12 games played and tied for team lead in TFLs (five).

Career transactions: Signed with Cincinnati as college free agent on 5-12-23.

College: Played in 40 games with 14 starts at Arizona State ... Recorded 75 tackles (35 solos), 6.5 TFLs, two sacks and four PDs. **2022**—Played in all 12 games, starting 11 ... Logged 38 tackles (18 solos), with five TFLs and two sacks, along with three PDs ... Five TFLs tied for team lead ... Posted two TFLs, including a sack for a five-yard loss, on Nov. 25 at Arizona. **2021**—Saw action in all 13 games ... Registered 20 tackles (eight solos), one TFL and one PD ... Ranked third among Arizona State interior linemen in defensive snaps played

(340). **2020**—Played in all four games as season was shortened due to COVID-19 pandemic ... Tallied six tackles, with at least one in each game ... Started season opener on Nov. 7 at Southern California, lining up at DT. **2019**—Played in 11 games ... Recorded 11 tackles, with one for a loss ... Earned more playing time on interior of D-line as season progressed. **2018**—Played in nine games at American River College ... Posted 17 tackles, with 1.5 TFLs and a sack, along with a pass breakup.

High school: Attended Foothill High School in Foothill Farms, Calif. ... Played two seasons on varsity level, compiling 95 tackles, eight TFLs, four sacks, two FFs, three FRs and two blocked punts in 15 games ... Served as a team captain in both seasons ... Named to CalHiSports.com Medium Schools all-state third team as a senior ... Also played basketball.

Personal: Hometown is Sacramento, Calif. ... Majored in liberal studies at Arizona State ... First name is pronounced "tow("rhymes with "how")-TAH-lah" and last name is pronounced "peh-sey-FAY-uh."



PRATT, GERMAINE

LB #57

Height: 6-3
Weight: 250
College: North Carolina State
Experience: 5th-year player in 2023

2022 games-starts: 15-15
Career games-starts: 62-54
Born: 5-21-96
Hometown: High Point, N.C.
Acquired: D3'19

Pratt in 2022 set career highs in tackles (99), TFLs (six), PDs (10) and INTs (two), while also recording one sack, a FF and a FR ... His 99 tackles ranked second on the team behind LB Logan Wilson (123) ... A 2019 third-round pick of the Bengals, he has started 54 of 62 regular-season games played, including 37 straight entering 2023 ... Also a notable playoff performer who has 49 tackles (32 solos), four PDs and an INT in seven postseason contests ... His playoff INT has become one of the most popular plays in Bengals history, as he picked off Las Vegas QB Derek Carr at the two-yard line with 17 seconds left in the 2021 Wild Card Playoff to secure Cincinnati's first postseason win in 31 years ... Played safety in first three college seasons at North Carolina State, before switching to linebacker ... Earned starting LB spot midway through rookie season, and has been regular starter since ... Was college roommates with Bengals DT B.J. Hill.

Career transactions: Selected by Cincinnati in third round of 2019 NFL Draft (72nd overall) ... Signed with Bengals on 6-27-19.

Pro career: 2019—Played in all 16 games (nine starts) as a rookie ... Began season as a reserve LB, before moving into starting role for final eight games ... Ranked fifth on team with 72 tackles, despite seeing action on just 40 percent (436 of 1070) of possible defensive snaps ... Also had four tackles on special teams ... Made NFL debut in season-opener at Seattle, and had one tackle ... Made first career start on Oct. 13 at Baltimore, lining up as third LB, and totaled five tackles ... Hit double-digit tackles (10) for first time on Dec. 15 vs. New England ... Notched 11 tackles on Dec. 22 at Miami. **2020**—Played in all 16 games (15 starts) ... Recorded 88 tackles (fourth on team) and two PDs ... Also a regular on special teams, seeing action on 221 ST snaps and recording one tackle ... Posted season-high 12 tackles in season opener vs. L.A. Chargers. **2021**—Played and started 15 regular-season games and all four postseason games for Cincinnati ... Inactive Jan. 2 vs. Kansas City, after spending most of the week on Reserve/COVID-19, and then active/DNP in season finale at Cleveland while Cincinnati rested its starters for the playoffs ... Posted 88 tackles (third on team), a half sack, an INT, two PDs, two FFs and two FRs ... Helped Bengals rank fifth leaguewide in rushing defense (102.5 yards per game) ... Had eight tackles on Sept. 12 vs. Minnesota, and in OT forced and recovered a fumble by RB Dalvin Cook to set up game-winning FG drive ... Intercepted QB Mike White on Oct. 31 at the N.Y. Jets, setting up a Bengals TD drive ... Set up two Bengals TD drives on Dec. 5 vs. the L.A. Chargers when he forced a fumble by RB Austin Ekeler, and then later in the game recovered another fumble by Ekeler ... Served as the "green dot" communicator on defense for Games 13-15

while LB Logan Wilson was out injured ... Led team with career-high 15 tackles on Dec. 19 at Denver, the most by a Bengal in 2021 (regular season and playoffs) ... Ranked second on the team in tackles (29) during postseason run to Super Bowl LVI ... Sealed Cincinnati's first playoff win in 31 years in Wild Card Playoff vs. Las Vegas, when he intercepted QB Derek Carr at the Bengals' two-yard line with 17 seconds remaining to secure a seven-point win ... Had eight tackles in Super Bowl LVI vs. L.A. Rams, and helped hold Rams to 1.9 yards per carry on 23 attempts. **2022**—Started 15 regular-season games and all three postseason contests at LB ... Inactive for Game 3 at the N.Y. Jets due to a knee injury ... Set career highs in tackles (99 total, 50 solos), PDs (10), INTs (two) and sacks (one) during regular season ... Played 723 of possible 1035 defensive snaps (69.9 percent) at LB and 59 special teams snaps in regular season ... Tallied eight tackles (one for loss) and a PD in regular-season opener against Pittsburgh ... Had eight tackles on Oct. 9 at Baltimore, and brought down Lamar Jackson for a four-yard sack in the second quarter to force Ravens into third-and-12 ... Led Bengals with season-high 14 tackles on Oct. 16 at New Orleans ... On Nov. 6 vs. Carolina, intercepted QB P.J. Walker at Panthers' 45-yard line in second quarter, setting up Bengals TD drive ... On Dec. 4 against Kansas City, stripped the ball from TE Travis Kelce at the Chiefs' 45-yard line in the fourth quarter and recovered the fumble, setting up go-ahead TD drive ... Posted nine tackles, two PDs and an INT on Dec. 18 at Tampa Bay; INT came off tipped pass thrown by Tom Brady in the fourth quarter as Bengals were protecting 10-point lead ... Totaled 20 tackles (tied for second on team) and three PDs in postseason ... Had five solo stops and two PDs in Divisional Playoff at Buffalo, helping hold Bills to season-low 10 points.

College: Spent five seasons (2014-18) at North Carolina State, with a redshirt year in '16 ... Played in 50 career games, with 12 starts ... Totaled 235 career tackles, including 17.5 for losses and six sacks, with three INTs, 10 PBU, five FFs and three FRs ... Spent his first two seasons (2014-15) as a reserve S, before switching to LB for his final two seasons (2017-18) ... In 2018 (his first season as a full-time starting LB), he led team in tackles (104) despite missing two games and earned first-team All-ACC honors ... Team captain in 2018.

High school/personal: Hometown is High Point, N.C. ... Attended Central High School in High Point, where he played S and WR ... All-state selection at DB as a high school senior, and was named the Piedmont Triad 4A Conference's Defensive Player of the Year ... Graduated from NC State with degree in parks, recreation and tourism management ... Has a son, Kylan, and a daughter, Kynlee.

GERMAINE PRATT'S STATISTICS

YEAR	TEAM	G-S	DEFENSE						INTERCEPTIONS					SCORING				
			ST	AT	TT	SKS-YDS	PD	FF	FR-YDS	NO	YDS	AVG	LG	TD	TD	TD-IntRt	TD-FRRt	S
2019	Cincinnati	16-9	47	25	72	0-0	0	0	0-0	0	0	—	—	0	—	—	—	—
2020	Cincinnati	16-15	54	34	88	0-0	2	0	0-0	0	0	—	—	0	—	—	—	
2021	Cincinnati	15-15	55	33	88	0.5-4	2	2	2-0	1	4	4.0	4	0	—	—	—	
2022	Cincinnati	15-15	50	49	99	1-4	10	1	1-(-7)	2	3	1.5	3	0	—	—	—	
CAREER		62-54	206	141	347	1.5-8	14	3	3-(-7)	3	7	2.3	4	0	—	—	—	


YEAR	TEAM	SPECIAL TEAMS							KICKOFF RETURNS					PUNT RETURNS						
		ST	AT	TT	FF	FR-YDS	BP	BFG	BXP	NO	YDS	AVG	FC	LG	TD	NO	YDS	AVG	FC	LG
2019	Cincinnati	3	1	4	0	0-0	0	0	0	0	0	—	0	—	0	—	—	—	—	—
2020	Cincinnati	1	0	1	0	0-0	0	0	0	0	0	—	0	—	0	—	—	—	—	
2021	Cincinnati	2	1	3	0	0-0	0	0	0	1	2	2.0	0	2	0	—	—	—	—	
CAREER		6	2	8	0	0-0	0	0	0	1	2	2.0	0	2	0	—	—	—	—	

POSTSEASON

YEAR	TEAM	G-S	DEFENSE						INTERCEPTIONS					SCORING				
			ST	AT	TT	SKS-YDS	PD	FF	FR-YDS	NO	YDS	AVG	LG	TD	TD	TD-IntRt	TD-FRRt	S
2021	Cincinnati	4-4	20	9	29	0-0	1	0	0-0	1	2	2.0	2	0	—	—	—	—
2022	Cincinnati	3-3	12	8	20	0-0	3	0	0-0	0	0	—	—	0	—	—	—	—
CAREER		7-7	32	17	49	0-0	4	0	0-0	1	2	2.0	2	0	—	—	—	—

2022 REGULAR-SEASON GAME-BY-GAME

DATE	OPPONENT	DEFENSE									INTERCEPTIONS				
		ST	AT	TT	SKS-YDS	INT-YDS	PD	FF	FR-YDS	NO	YDS	AVG	LG	TD	
9-11	PITTSBURGH	4	4	8	0-0	0-0	1	0	0-0	0	0	—	—	0	
9-18	at Dallas	5	0	5	0-0	0-0	0	0	0-0	0	0	—	—	0	
9-25	at N.Y. Jets				INACTIVE					INACTIVE					
9-29	MIAMI	6	3	9	0-0	0-0	0	0	0-0	0	0	—	—	0	
10-9	at Baltimore	2	6	8	1-4	0-0	2	0	0-0	0	0	—	—	0	
10-16	at New Orleans	5	9	14	0-0	0-0	0	0	0-0	0	0	—	—	0	
10-23	ATLANTA	2	4	6	0-0	0-0	0	0	0-0	0	0	—	—	0	
10-31	at Cleveland	5	4	9	0-0	0-0	0	0	0-0	0	0	—	—	0	
11-6	CAROLINA	0	1	1	0-0	1-3	1	0	0-0	1	3	3.0	3	0	
11-13	— BYE —														
11-20	at Pittsburgh	6	2	8	0-0	0-0	0	0	0-0	0	0	—	—	0	
11-27	at Tennessee	4	2	6	0-0	0-0	0	0	0-0	0	0	—	—	0	
12-4	KANSAS CITY	2	2	4	0-0	0-0	0	1	1-(-7)	0	0	—	—	0	
12-11	CLEVELAND	4	1	5	0-0	0-0	1	0	0-0	0	0	—	—	0	
12-18	at Tampa Bay	2	7	9	0-0	1-0	2	0	0-0	1	0	0.0	0	0	
12-24	at New England	2	1	3	0-0	0-0	1	0	0-0	0	0	—	—	0	
1-2	BUFFALO				(GAME CANCELED)					(GAME CANCELED)					
1-8	BALTIMORE	1	3	4	0-0	0-0	2	0	0-0	0	0	—	—	0	
TOTALS		50	49	99	1-4	2-3	10	1	1-(-7)	2	3	1.5	3	0	



READER, DJ

DT #98

Height: 6-3
Weight: 335
College: Clemson
Experience: 8th-year player in 2023

2022 games-starts: 10-10
Career games-starts: 91-82
Born: 7-1-94
Hometown: Greensboro, N.C.
Acquired: UFA(Hou.)'20

Reader is among the best interior defensive linemen in the NFL, and has played a key role in the Bengals ranking in the top 10 leaguewide in rushing defense each of the past two seasons (fifth in 2021, seventh in '22) ... Missed six games in 2022 regular season due to a left knee injury, but in 10 games started he recorded 27 tackles, four PDs, a FF and two FRs ... Driving force in Bengals holding two of the league's top three rushers, Titans RB Derrick Henry and Browns RB Nick Chubb, to under 40 yards ... Highly regarded for his combination of strength and football IQ, each of his four PDs were passes batted down at the line of scrimmage and came in a three-game stretch ... Was coveted free agent acquisition in 2020, after spending first four pro seasons with Houston ... Missed most of his first Bengals season due to a quad injury, but returned in '21 and had his best performances in postseason run to Super Bowl LVI ... Originally was a fifth-round pick of the Texans in 2016.

Career transactions: Selected by Houston in fifth round of 2016 NFL Draft (166th overall) ... Signed with Texans on 5-6-16 ... Texans contract expired on 3-18-20; became unrestricted free agent ... Signed as unrestricted free agent with Cincinnati on 4-2-20.

Pro career: 2016—Played in all 16 games (seven starts) as a rookie for Houston ... Totaled 22 tackles, one sack and a PD ... Helped Texans lead the NFL in total defense (301.3 yards/game) ... Made NFL debut on Sept. 11 vs. Chicago, and had one tackle ... Made first career start on Oct. 30 vs. Detroit, and logged his first career tackle for a loss ... On Nov. 13 at Jacksonville, started his second career game and logged his first career sack, bringing down Blake Bortles for an eight-yard loss in the fourth quarter ... Started both of Houston's postseason games, and had three tackles and a sack. **2017**—Played and started 14 games for Houston ... Totaled 47 tackles and a sack ... His lone sack of the season came on Oct. 15 vs. Cleveland, when he took down Kevin Hogan. **2018**—Started all 16 games for Houston ... Totaled 33 tackles and two sacks ... Helped Texans rank third in NFL in rushing defense (82.7 yards/game) and tied for fourth in points allowed (19.8) ... Had two sacks on Sept. 9 at New England, both on Tom Brady ... Started Wild Card Playoff vs. Indianapolis and had six tackles. **2019**—Played and started 15 games for Houston, as well as two playoff games ... Recorded 52 tackles and 2.5 sacks ... Had 1.5 sacks on Sept. 22 at the L.A. Chargers ... On Oct. 6 vs. Atlanta, sacked Matt Ryan on third down that forced Falcons punt and set up Texans TD drive ... Posted career-high seven tackles on Dec. 1 vs. New England ... Started both of Houston's postseason games, and totaled seven tackles. **2020**—Played and started five games in first season with Cincinnati, before suffering season-ending left quad injury in Game 5 ... Totaled 19 tackles and two PDs ... Made Bengals debut on Sept. 13

vs. L.A. Chargers ... Posted six tackles on Sept. 17 at Cleveland ... Season-ending injury came in third quarter on Oct. 11 at Baltimore, and he was placed on Reserve/Injured the next day. **2021**—Played and started 15 regular-season games and all four postseason games at NT ... Missed Game 15 vs. Baltimore while on Reserve/COVID-19, and Game 17 at Cleveland while Cincinnati rested its starters for the playoffs ... Totaled 43 tackles and two sacks during the regular season, and helped Cincinnati rank fifth leaguewide in rushing defense (102.5 yards per game) ... Sacked Andy Dalton for an eight-yard loss on Sept. 19 at Chicago ... Head coach Zac Taylor said Reader "was superman out there" after dominant performance in Divisional Playoff win at Tennessee; Reader had six tackles, including three on RB Derrick Henry for either losses or no gain ... Started and played 45 snaps in Super Bowl LVI vs. L.A. Rams, and had a six-yard sack of Matthew Stafford to force a Rams punt in the third quarter ... Helped hold Rams to 1.9 yards per carry on 23 attempts. **2022**—Started 10 regular-season games and all three postseason contests at NT ... Spent six games on Reserve/Injured list due to left knee injury sustained in Game 3 ... Recorded 27 tackles (18 solos), with one TFL, four PDs, one FF and two FRs ... Anchored defensive line that helped Bengals rank seventh leaguewide in rushing defense (106.6 yards per game) ... Had five solo tackles on Sept. 18 at Dallas, and recovered a fumble forced by S Vonn Bell at Cincinnati's 26-yard line in the third quarter ... Posted five solo stops along with a batted-down pass at the line of scrimmage on Dec. 11 vs. Cleveland, and helped hold RB Nick Chubb to 34 rushing yards on 14 carries (2.4 average) ... Recorded four PDs in three-game stretch (Games 11-13) ... Logged eight tackles and a PD in postseason, with four stops in AFC Championship at Kansas City.

College: Spent four seasons (2012-15) at Clemson ... Spent his first three seasons as a backup, before finding position as a starter as a senior ... Finished career with 145 tackles, including nine for losses and five sacks ... Team co-captain as a senior in 2015 ... As a freshman in Spring 2013, he played first base and pitcher on Clemson's nationally ranked baseball team that had 12 future MLB draft picks (played in seven games).


High school/personal: Hometown is Greensboro, N.C., where he attended Grimsley High School ... Racked up 50 tackles and five sacks as a senior ... Four-year letterman in football, basketball (starting center) and baseball ... Right-handed pitcher (clocked in the 90s) and DH (batted .529 as senior) in baseball, and was all-region selection and team's MVP as both junior and senior ... His mother, Felicia, played softball at North Carolina A&T from 1985-88, and his uncle, Glenn Ford, played football at Tennessee from 1978-80 ... Graduated from Clemson in December 2015 with a degree in communication studies.

DJ READER'S STATISTICS

YEAR	TEAM	G-S	DEFENSE							INTERCEPTIONS					SCORING				
			ST	AT	TT	SKS-YDS	PD	FF	FR-YDS	NO	YDS	AVG	LG	TD	TD	TD-IntRt	TD-FRRt	S	PTS
2016	Houston	16-7	7	15	22	1-8	1	0	0-0	—	—	—	—	—	—	—	—	—	—
2017	Houston	14-14	23	24	47	1-2	0	0	0-0	—	—	—	—	—	—	—	—	—	—
2018	Houston	16-16	23	10	33	2-10	0	0	0-0	—	—	—	—	—	—	—	—	—	—
2019	Houston	15-15	28	24	52	2.5-17	0	0	0-0	—	—	—	—	—	—	—	—	—	—
2020	Cincinnati	5-5	8	11	19	0-0	2	0	0-0	—	—	—	—	—	—	—	—	—	—
2021	Cincinnati	15-15	22	21	43	2-10	0	0	0-0	—	—	—	—	—	—	—	—	—	—
2022	Cincinnati	10-10	18	9	27	0-0	4	1	2-0	—	—	—	—	—	—	—	—	—	—
HOJ. TOTALS		61-52	81	73	154	6.5-37	1	0	0-0	—	—	—	—	—	—	—	—	—	—
CIN. TOTALS		30-30	48	41	89	2-10	6	1	2-0	—	—	—	—	—	—	—	—	—	—
CAREER		91-82	129	114	243	8.5-47	7	1	2-0	—	—	—	—	—	—	—	—	—	—

POSTSEASON																		
YEAR	TEAM	G-S	DEFENSE						INTERCEPTIONS					SCORING				
			ST	AT	TT	SKS-YDS	PD	FF	FR-YDS	NO	YDS	AVG	LG	TD	TD	TD-IntRt	TD-FRRt	S
2016	Houston	2-2	2	1	3	1-6	0	0	0-0	—	—	—	—	—	—	—	—	—
2018	Houston	1-1	3	3	6	0-0	0	0	0-0	—	—	—	—	—	—	—	—	
2019	Houston	2-2	4	3	7	0-0	0	0	0-0	—	—	—	—	—	—	—	—	
2021	Cincinnati	4-4	7	5	12	1-6	0	0	0-0	—	—	—	—	—	—	—	—	
2022	Cincinnati	3-3	4	4	8	0-0	1	0	0-0	—	—	—	—	—	—	—	—	
HOU. TOTALS		5-5	9	7	16	1-6	0	0	0-0	—	—	—	—	—	—	—	—	
CIN. TOTALS		7-7	11	9	20	1-6	1	0	0-0	—	—	—	—	—	—	—	—	
CAREER		12-12	20	16	36	2-12	1	0	0-0	—	—	—	—	—	—	—	—	

2022 REGULAR-SEASON GAME-BY-GAME																
DATE	OPPONENT	DEFENSE								INTERCEPTIONS						
		ST	AT	TT	SKS-YDS	INT-YDS	PD	FF	FR-YDS	NO	YDS	AVG	LG	TD		
9-11	PITTSBURGH	2	1	3	0-0	0-0	0	0	0-0	—	—	—	—	—		
9-18	at Dallas	5	0	5	0-0	0-0	0	0	1-0	—	—	—	—	—		
9-25	at N.Y. Jets	1	1	2	0-0	0-0	0	0	0-0	—	—	—	—	—		
9-29	MIAMI				RESERVE / INJURED						RESERVE / INJURED					
10-9	at Baltimore				RESERVE / INJURED						RESERVE / INJURED					
10-16	at New Orleans				RESERVE / INJURED						RESERVE / INJURED					
10-23	ATLANTA				RESERVE / INJURED						RESERVE / INJURED					
10-31	at Cleveland				RESERVE / INJURED						RESERVE / INJURED					
11-6	CAROLINA				RESERVE / INJURED						RESERVE / INJURED					
11-13	— BYE —															
11-20	at Pittsburgh	0	0	0	0-0	0-0	0	0	0-0	—	—	—	—	—		
11-27	at Tennessee	0	1	1	0-0	0-0	2	0	0-0	—	—	—	—	—		
12-4	KANSAS CITY	3	0	3	0-0	0-0	1	0	0-0	—	—	—	—	—		
12-11	CLEVELAND	5	0	5	0-0	0-0	1	0	0-0	—	—	—	—	—		
12-18	at Tampa Bay	0	3	3	0-0	0-0	0	1	1-0	—	—	—	—	—		
12-24	at New England	0	1	1	0-0	0-0	0	0	0-0	—	—	—	—	—		
1-2	BUFFALO				(GAME CANCELED)						(GAME CANCELED)					
1-8	BALTIMORE	2	2	4	0-0	0-0	0	0	0-0	—	—	—	—	—		
TOTALS		18	9	27	0-0	0-0	4	1	2-0	—	—	—	—	—		



ROBBINS, BRAD

P #10

Height: 6-1
Weight: 205
College: Michigan
Experience: Rookie in 2023

2022 games-starts: 0-0
Career games-starts: 0-0
Born: 10-6-98
Hometown: Westerville, Ohio
Acquired: D6b'23

A native of Westerville, Ohio (north of Columbus), Robbins was a sixth-round pick of the Bengals in April and looks to earn the team's punting role as a rookie ... He was a three-time All-Big Ten honoree during a five-year playing career (2017, '19-22) at the University of Michigan, where he recorded the second-highest career punting average (43.0 yards per attempt) in school history ... Missed all of 2018 season and majority of '19 due to injury, but went on to see action in 34 games from '19-22 ... First P selected by Cincinnati in the NFL Draft since Kevin Huber in 2009.

Career transactions: Selected by Cincinnati in sixth round of 2023 NFL Draft (217th overall) ... Signed by Bengals on 5-12-23.

Assistant head coach/special teams coordinator Darrin Simmons says: "This guy gets the ball up in the air really well. There is something to playing in this climate in the country that does matter to me. He's obviously played in a lot of big games at Michigan. He's very well-rounded, he's mature, and I like the fact he can get the ball up in the air for us."

College: Spent six years (2017-22) at Michigan, missing the 2018 season due to injury ... Played in 45 games ... Punted 179 times for 7698 yards, good for an average of 43.0 yards per attempt ... Finished career ranked second in program history in punting average, fifth in punting yards and sixth in total punts ... Had 30 punts of 50 or more yards, and dropped 61 punts inside the opponents' 20-yard line. **2022**—Served as Michigan's punter and holder on placekicks in all 14 games ... Punted 43 times for 1818 yards, for 42.3-yard average ... Recorded 16 inside-20 punts with zero touchbacks ... Had nine punts of 50 or more yards ... Averaged 40.6 yards on five punts on Nov. 26 at Ohio State, forcing five fair catches ... Logged five punts for 223 yards (44.6 avg.) with a season-long 64-yarder in College Football Playoff semifinal on Dec. 31 vs. Texas Christian. **2021**—Handled punting and place holding duties in all 14 games ... Named All-Big Ten honorable mention ... Semifinalist for Ray Guy

Award, given annually to the nation's best punter ... Punted 45 times for 2085 yards, for an average of 46.3 per attempt ... Average ranks as second-highest in a season in school history ... Landed 17 punts inside the 20 versus just three touchbacks ... Had 12 punts of 50-plus yards ... Recorded four punts for 203 yards, with three over 50 yards and three inside-20s, on Oct. 9 at Nebraska ... Aired 262 yards on five punts, including a 65-yarder, on Nov. 13 at Penn State. **2020**—Punted in five games during season that was shortened due to COVID-19 pandemic ... Named All-Big Ten honorable mention ... Punted 23 times for 1041 yards (45.3 avg.), with eight inside the 20 and five of 50-plus yards ... Launched career-long 66-yard punt on Nov. 7 at Indiana, and finished with four of his seven punts downed inside the 20. **2019**—Saw action in two games after returning from injury ... Punted four times for 171 yards ... Made season debut on Nov. 30 vs. Ohio State, totaling 171 yards on four punts with one downed inside the 20-yard line. **2018**—Missed entire season due to injury. **2017**—Played in 10 games as a true freshman ... Named All-Big Ten honorable mention ... Punted 64 times for 2583 yards, good for an 40.4-yard average ... Had 19 inside-20 punts to four touchbacks, along with four of 50 or more yards ... Made collegiate debut on Sept. 23 at Purdue, punting seven times for 284 yards with five forced fair catches ... Had nine punts for 363 yards (40.3 avg.), with four inside the 20 and a long of 52 yards, on Nov. 18 at Wisconsin.

High school: Attended Westerville South High School in Westerville, Ohio ... Attended Kohl's Kicking 2017 Senior Showcase and averaged over 5.0 seconds of hang time on his punting charts ... Averaged over 40 yards per punt from sophomore to senior season ... Selected All-Central District as a punter three times ... Scored a 90-yard rushing TD on a punt play in 2016, scrambling off an errant snap ... Also earned all-conference honors in soccer and baseball ... Additionally lettered in basketball.

Personal: Hometown is Westerville, Ohio (approximately 15 miles north of Columbus) ... Earned degree in psychology from Michigan in 2021.



SAMPLE, CAM

DE #96

Height: 6-3
Weight: 272
College: Tulane
Experience: 3rd-year player in 2023

2022 games-starts: 16-1
Career games-starts: 30-1
Born: 9-20-99
Hometown: Snellville, Ga.
Acquired: D4a'21

A fourth-round pick of the Bengals in 2021, Sample has played in 30 games over the past two seasons and serves as a rotational DE ... Has 3.5 career sacks (two in 2022) and five TFLs ... Lined up for 411 defensive snaps in the 2022 regular season, then appeared in each of Cincinnati's three postseason games ... Had a sack on Patrick Mahomes and a TFL on Jerick McKinnon in the AFC Championship at Kansas City ... Posted 14 tackles and 1.5 sacks as a rookie in 2021, and played in three of team's four postseason contests, including Super Bowl LVI ... Also contributes on special teams ... Spent four seasons (2017-20) at Tulane University and as a senior was rated as the most valuable defensive lineman in college football by Pro Football Focus.

Career transactions: Selected by Cincinnati in fourth round of 2021 NFL Draft (111th overall) ... Signed with Bengals on 5-17-21.

Pro career: 2021—Played in 14 regular-season games and three postseason games as a rookie for Cincinnati ... Played 310 defensive snaps and totaled 14 tackles and 1.5 sacks ... Made NFL debut in season-opener vs. Minnesota (no statistics) ... Recorded first NFL sack on Sept. 26 at Pittsburgh, when he took down Ben Roethlisberger for a five-yard loss in the first quarter ... Split a sack with S Vonn Bell on Dec. 5 vs. the L.A. Chargers ... Suffered hamstring injury on Dec. 26 vs. Baltimore and missed the final two regular-season games ... Saw action on 67 defensive snaps in postseason for Cincinnati ... Missed the AFC Championship at Kansas City due to a groin injury, but

returned to action in Super Bowl LVI (no stats). **2022—**Played in 16 regular-season games with one start at LDE ... Recorded 25 tackles (17 solos), with four TFLs and two sacks ... Saw action on 411 defensive snaps ... On Sept. 25 at the N.Y. Jets, sacked QB Joe Flacco for a six-yard loss in the second quarter ... Posted four tackles on Nov. 27 at Tennessee, including a TFL on RB Dontrell Hilliard for a five-yard loss in the fourth quarter ... Started at LDE on Dec. 24 at New England and tallied season-high six tackles, including a five-yard sack of QB Mac Jones on third down to force a Patriots punt in the second quarter ... Logged six tackles, with one sack, one TFL and a PD in postseason ... In AFC Championship at Kansas City, tackled RB Jerick McKinnon for a one-yard loss in the first quarter, then sacked Patrick Mahomes at line of scrimmage on third-and-one in the second quarter.

College: Spent four seasons (2017-20) at Tulane ... Played in 46 career games (38 starts), and totaled 130 tackles and 11.5 sacks ... As a senior in 2020, totaled 52 tackles and a career-high six sacks, and was named by Pro Football Focus as college football's most valuable defensive lineman ... Earned Defensive MVP honors at the 2021 Senior Bowl.

High school/personal: Hometown is Snellville, Ga. (outside Atlanta), where he attended Shiloh High School ... As a senior, posted 50 tackles, four sacks, two FFs and a FR ... Shiloh High School is also the alma mater of former Bengals DE David Pollack ... Finance major at Tulane.

CAM SAMPLE'S STATISTICS


YEAR	TEAM	G-S	DEFENSE						INTERCEPTIONS					SCORING					
			ST	AT	TT	SKS-YDS	PD	FF	FR-YDS	NO	YDS	AVG	LG	TD	TD	TD-IntRt	TD-FRRt	S	PTS
2021	Cincinnati	14-0	9	5	14	1.5-11	0	0	0-0	—	—	—	—	—	—	—	—	—	—
2022	Cincinnati	16-1	17	8	25	2-11	0	0	0-0	—	—	—	—	—	—	—	—	—	—
CAREER		30-1	26	13	39	3.5-22	0	0	0-0	—	—	—	—	—	—	—	—	—	—

POSTSEASON

YEAR	TEAM	G-S	DEFENSE						INTERCEPTIONS					SCORING					
			ST	AT	TT	SKS-YDS	PD	FF	FR-YDS	NO	YDS	AVG	LG	TD	TD	TD-IntRt	TD-FRRt	S	PTS
2021	Cincinnati	3-0	1	0	1	0-0	0	0	0-0	—	—	—	—	—	—	—	—	—	—
2022	Cincinnati	3-0	3	3	6	1-0	1	0	0-0	—	—	—	—	—	—	—	—	—	—
CAREER		6-0	4	3	7	1-0	1	0	0-0	—	—	—	—	—	—	—	—	—	—

2022 REGULAR-SEASON GAME-BY-GAME

DATE	OPPONENT	DEFENSE									INTERCEPTIONS				
		ST	AT	TT	SKS-YDS	INT-YDS	PD	FF	FR-YDS	NO	YDS	AVG	LG	TD	
9-11	PITTSBURGH	0	0	0	0-0	0-0	0	0	0-0	—	—	—	—	—	
9-18	at Dallas	1	0	1	0-0	0-0	0	0	0-0	—	—	—	—	—	
9-25	at N.Y. Jets	1	1	2	1-6	0-0	0	0	0-0	—	—	—	—	—	
9-29	MIAMI	1	0	1	0-0	0-0	0	0	0-0	—	—	—	—	—	
10-9	at Baltimore	2	0	2	0-0	0-0	0	0	0-0	—	—	—	—	—	
10-16	at New Orleans	1	0	1	0-0	0-0	0	0	0-0	—	—	—	—	—	
10-23	ATLANTA	0	0	0	0-0	0-0	0	0	0-0	—	—	—	—	—	
10-31	at Cleveland	0	2	2	0-0	0-0	0	0	0-0	—	—	—	—	—	
11-6	CAROLINA	0	0	0	0-0	0-0	0	0	0-0	—	—	—	—	—	
11-13	— BYE —														
11-20	at Pittsburgh	1	0	1	0-0	0-0	0	0	0-0	—	—	—	—	—	
11-27	at Tennessee	1	0	1	0-0	0-0	0	0	0-0	—	—	—	—	—	
12-4	KANSAS CITY	3	0	3	0-0	0-0	0	0	0-0	—	—	—	—	—	
12-11	CLEVELAND	0	0	0	0-0	0-0	0	0	0-0	—	—	—	—	—	
12-18	at Tampa Bay	1	1	2	0-0	0-0	0	0	0-0	—	—	—	—	—	
12-24	at New England	3	3	6	1-5	0-0	0	0	0-0	—	—	—	—	—	
1-2	BUFFALO				(GAME CANCELED)	(GAME CANCELED)									
1-8	BALTIMORE	2	1	3	0-0	0-0	0	0	0-0	—	—	—	—	—	
TOTALS		17	8	25	2-11	0-0	0	0	0-0	—	—	—	—	—	



SAMPLE, DREW

TE #89

Height: 6-5
Weight: 255
College: Washington
Experience: 5th-year player in 2023

2022 games-starts: 2-2
Career games-starts: 44-25
Born: 4-16-96
Hometown: Bellevue, Wash.
Acquired: D2'19

A second-round draft pick of the Bengals in 2019, Sample has been credited by Cincinnati's coaches as one of the top blocking TEs in NFL ... Started first two games of 2022 regular season, but suffered a right knee injury in Game 2 at Dallas that proved to be season-ending ... Played in all 21 games (including postseason) for Bengals in 2021, and saw action on a combined 42.5 percent of offensive snaps (578 of 1360) ... Also a contributor on special teams, he played a combined 249 ST snaps in 2021 regular season and playoffs ... Had streak of 39 consecutive games played (including postseason) for the Bengals before knee injury ... Started 13 games in 2020 after TE C.J. Uzomah suffered season-ending injury, and caught 40 passes for 349 yards and a TD.

Career transactions: Selected by Cincinnati in second round of 2019 NFL Draft (52nd overall) ... Signed with Bengals on 5-16-19.

Pro career: 2019—Played in nine games (two starts) as a rookie for Cincinnati ... Caught five passes for 30 yards ... Made NFL debut in season opener in his native Seattle, and saw limited action on offense and special teams (no statistics) ... Caught first NFL pass on Sept. 15 vs. San Francisco — a 21-yarder from Andy Dalton in the fourth quarter ... Suffered right ankle injury in Game 9, Nov. 10 vs. Baltimore, causing him to be inactive for Games 10-12, before he was placed on Reserve/Injured on Dec. 7. **2020**—Played in all 16 games (13 starts) ... Started Games 4-16, filling in as Bengals' No. 1 TE after C.J. Uzomah suffered a season-ending injury in Game 2 ... Caught 40 passes for 349 yards and one TD ... Caught seven passes for 45 yards on Sept. 17 at Cleveland ... Scored first career TD on eight-yard pass from QB Brandon Allen

on Dec. 27 at Houston. **2021**—Played in all 17 regular-season games (eight starts) and all four postseason games (two starts) for AFC Champion Bengals ... Seven of his eight starts were as a second TE ... Caught 11 passes for 81 yards ... Played 199 special teams snaps and had one ST tackle ... Aided blocking effort that helped QB Joe Burrow set team records for passer rating (108.3) and passing yards (4611), while also opening holes for HB Joe Mixon's 1205 rushing yards and 13 rushing TDs ... Caught one pass for four yards in postseason ... Played 19 offensive snaps and saw action on 13 special teams plays in Super Bowl LVI vs. L.A. Rams (no stats). **2022**—Started first two regular-season games as a second TE, before suffering right knee injury on Sept. 18 at Dallas ... Inactive for Games 3-4, then on Oct. 3 was placed on Reserve/Injured list, where he spent remainder of regular season and all of postseason.

College: Spent five seasons (2014-18) at Washington, with a redshirt year in '14 ... Appeared in 51 career games, with 40 starts ... Caught 46 career passes for 487 yards and five TDs ... Key part of blocking effort that helped Washington RB Myles Gaskin top 1200 rushing yards and scored double-digit TDs in each of his four seasons.

High school/personal: Hometown is Bellevue, Wash. ... Attended Newport High School in Bellevue, Wash., where he totaled 21 career catches for 496 yards and 11 TDs ... Five of his eight catches at Newport went for TDs as a senior ... Also lettered in high school basketball as a junior and senior ... Graduated from Washington in June 2018 with degree in communications; also received a sales certificate from Washington's business school.

DREW SAMPLE'S STATISTICS

YEAR	TEAM	G-S	RECEIVING						RUSHING					SCORING					
			NO	YDS	AVG	LG	TD	ATT	YDS	AVG	LG	TD	TD	TD-R	TD-P	TD-Rt	2-PtC	PTS	
2019	Cincinnati	9-2	5	30	6.0	21	0	—	—	—	—	—	0	0	0	0	0	0	0
2020	Cincinnati	16-13	40	349	8.7	23	1	—	—	—	—	—	1	0	1	0	0	0	6
2021	Cincinnati	17-8	11	81	7.4	19	0	—	—	—	—	—	0	0	0	0	0	0	0
2022	Cincinnati	2-2	2	-2	-1.0	2	0	—	—	—	—	—	0	0	0	0	0	0	0
CAREER		44-25	58	458	7.9	23	1	—	—	—	—	—	1	0	1	0	0	0	6

YEAR	TEAM	SPECIAL TEAMS								KICKOFF RETURNS					PUNT RETURNS						
		ST	AT	TT	FF	FR-YDS	BP	BFG	BXP	NO	YDS	AVG	FC	LG	TD	NO	YDS	AVG	FC	LG	TD
2021	Cincinnati	1	0	1	0	0-0	0	0	0	—	—	—	—	—	—	—	—	—	—	—	—
CAREER		1	0	1	0	0-0	0	0	0	—	—	—	—	—	—	—	—	—	—	—	—

RECEIVING SINGLE-GAME HIGHS: RECEPTIONS—7 (two times; most recently on 12-6-20 at Miami). YARDS—52 (10-25-20 vs. Cleveland). LONG—23 (10-4-20 vs. Jacksonville). TOUCHDOWNS—1 (12-27-20 at Houston).

POSTSEASON

YEAR	TEAM	G-S	RECEIVING						RUSHING					SCORING						
			NO	YDS	AVG	LG	TD	ATT	YDS	AVG	LG	TD	TD	TD-R	TD-P	TD-Rt	2-PtC	PTS		
2021	Cincinnati	4-2	1	4	4.0	4	0	—	—	—	—	—	—	—	—	—	—	—	—	—
2022	Cincinnati	0-0	DID NOT PLAY*						DID NOT PLAY*					DID NOT PLAY*						
CAREER		4-2	1	4	4.0	4	0	—	—	—	—	—	—	—	—	—	—	—	—	—

* NOTE: Sample was on the Reserve/Injured list for three postseason games with Cincinnati in 2022.

CAREER GAME-BY-GAME

DATE	OPPONENT	RECEIVING					RUSHING				
		NO	YDS	AVG	LG	TD	ATT	YDS	AVG	LG	TD
2019 / CINCINNATI											
9-8	at Seattle	0	0	—	—	0	—	—	—	—	—
9-15	SAN FRANCISCO	2	25	12.5	21	0	—	—	—	—	—
9-22	at Buffalo	0	0	—	—	0	—	—	—	—	—
9-30	at Pittsburgh	0	0	—	—	0	—	—	—	—	—
10-6	ARIZONA	0	0	—	—	0	—	—	—	—	—
10-13	at Baltimore	1	-1	-1.0	-1	0	—	—	—	—	—
10-20	JACKSONVILLE	1	3	3.0	3	0	—	—	—	—	—
10-27	L.A. Rams (London)	0	0	—	—	0	—	—	—	—	—
11-3	— BYE —										
11-10	BALTIMORE	1	3	3.0	3	0	—	—	—	—	—
11-17	at Oakland			INACTIVE					INACTIVE		
11-24	PITTSBURGH			INACTIVE					INACTIVE		
12-1	N.Y. JETS			INACTIVE					INACTIVE		
12-8	at Cleveland			RESERVE / INJURED					RESERVE / INJURED		
12-15	NEW ENGLAND			RESERVE / INJURED					RESERVE / INJURED		
12-22	at Miami			RESERVE / INJURED					RESERVE / INJURED		
12-29	CLEVELAND			RESERVE / INJURED					RESERVE / INJURED		
2020 / CINCINNATI											
9-13	L.A. CHARGERS	1	7	7.0	7	0	—	—	—	—	—
9-17	at Cleveland	7	45	6.4	10	0	—	—	—	—	—
9-27	at Philadelphia	1	1	1.0	1	0	—	—	—	—	—
10-4	JACKSONVILLE	3	47	15.7	23	0	—	—	—	—	—
10-11	at Baltimore	2	22	11.0	14	0	—	—	—	—	—
10-18	at Indianapolis	0	0	—	—	0	—	—	—	—	—
10-25	CLEVELAND	5	52	10.4	16	0	—	—	—	—	—
11-1	TENNESSEE	0	0	—	—	0	—	—	—	—	—
11-8	— BYE —										
11-15	at Pittsburgh	1	9	9.0	9	0	—	—	—	—	—
11-22	at Washington	2	29	14.5	18	0	—	—	—	—	—
11-29	N.Y. GIANTS	4	40	10.0	16	0	—	—	—	—	—
12-6	at Miami	7	49	7.0	15	0	—	—	—	—	—
12-13	DALLAS	3	21	7.0	9	0	—	—	—	—	—
12-21	PITTSBURGH	1	4	4.0	4	0	—	—	—	—	—
12-27	at Houston	1	8	8.0	8t	1	—	—	—	—	—
1-3	BALTIMORE	2	15	7.5	8	0	—	—	—	—	—
2021 / CINCINNATI											
9-12	MINNESOTA	0	0	—	—	0	—	—	—	—	—
9-19	at Chicago	0	0	—	—	0	—	—	—	—	—
9-26	at Pittsburgh	0	0	—	—	0	—	—	—	—	—
9-30	JACKSONVILLE	0	0	—	—	0	—	—	—	—	—
10-10	GREEN BAY	2	9	4.5	6	0	—	—	—	—	—
10-17	at Detroit	0	0	—	—	0	—	—	—	—	—
10-24	at Baltimore	0	0	—	—	0	—	—	—	—	—
10-31	at N.Y. Jets	0	0	—	—	0	—	—	—	—	—
11-7	CLEVELAND	3	36	12.0	19	0	—	—	—	—	—
11-14	— BYE —										
11-21	at Las Vegas	1	3	3.0	3	0	—	—	—	—	—
11-28	PITTSBURGH	0	0	—	—	0	—	—	—	—	—
12-5	L.A. CHARGERS	0	0	—	—	0	—	—	—	—	—
12-12	SAN FRANCISCO	1	14	14.0	14	0	—	—	—	—	—
12-19	at Denver	1	2	2.0	2	0	—	—	—	—	—
12-26	BALTIMORE	2	9	4.5	5	0	—	—	—	—	—
1-2	KANSAS CITY	0	0	—	—	0	—	—	—	—	—
1-9	at Cleveland	1	8	8.0	8	0	—	—	—	—	—
Postseason											
1-15	LAS VEGAS	0	0	—	—	0	—	—	—	—	—
1-22	at Tennessee	0	0	—	—	0	—	—	—	—	—
1-30	at Kansas City	1	4	4.0	4	0	—	—	—	—	—
2-13	L.A. RAMS	0	0	—	—	0	—	—	—	—	—
2022 / CINCINNATI											
9-11	PITTSBURGH	1	2	2.0	2	0	—	—	—	—	—
9-18	at Dallas	1	-4	-4.0	-4	0	—	—	—	—	—
9-25	at N.Y. Jets			INACTIVE					INACTIVE		
9-29	MIAMI			INACTIVE					INACTIVE		
10-9	at Baltimore			RESERVE / INJURED					RESERVE / INJURED		
10-16	at New Orleans			RESERVE / INJURED					RESERVE / INJURED		
10-23	ATLANTA			RESERVE / INJURED					RESERVE / INJURED		
10-31	at Cleveland			RESERVE / INJURED					RESERVE / INJURED		
11-6	CAROLINA			RESERVE / INJURED					RESERVE / INJURED		
11-13	— BYE —										
11-20	at Pittsburgh			RESERVE / INJURED					RESERVE / INJURED		
11-27	at Tennessee			RESERVE / INJURED					RESERVE / INJURED		
12-4	KANSAS CITY			RESERVE / INJURED					RESERVE / INJURED		
12-11	CLEVELAND			RESERVE / INJURED					RESERVE / INJURED		
12-18	at Tampa Bay			RESERVE / INJURED					RESERVE / INJURED		
12-24	at New England			RESERVE / INJURED					RESERVE / INJURED		
1-2	BUFFALO			(GAME CANCELED)					(GAME CANCELED)		
1-8	BALTIMORE			RESERVE / INJURED					RESERVE / INJURED		
Postseason											
1-15	BALTIMORE			RESERVE / INJURED					RESERVE / INJURED		
1-22	at Buffalo			RESERVE / INJURED					RESERVE / INJURED		
1-29	at Kansas City			RESERVE / INJURED					RESERVE / INJURED		



SAYLORS, JACOB

HB #34

Height: 5-10

Weight: 199

College: East Tennessee State

Experience: Rookie in 2023

2022 games-starts: 0-0

Career games-starts: 0-0

Born: 3-8-00

Hometown: Jasper, Tenn.

Acquired: CFA'23

Saylor signed as a college free agent in May after back-to-back 1000-yard rushing seasons at East Tennessee State ... He spent five seasons (2018-22) at ETSU, earning two first-team All-Southern Conference honors while scoring 33 career rushing TDs ... Showcased strong ability as a pass catcher as well, with 91 receptions for 781 yards and three scores in his career ... Set a school record for single-game rushing yards with 266 in a 2021 win over Western Carolina.

Career transactions: Signed with Cincinnati as college free agent on 5-12-23.

College: Spent five seasons (2018-22) at East Tennessee State ... Played in 51 games, amassing 3851 rushing yards on 608 carries (6.3 average) with 33 TDs ... Also caught 91 passes for 781 yards (8.6 avg.) and three TDs. **2022**—Played in 11 games ... Named first-team All-Southern Conference by the league's coaches ... Recorded 225 rushing attempts for 1307 yards (5.8 avg.) and 15 TDs ... Caught 21 passes for 162 yards and one TD ... Rushed for season-high 245 yards and three TDs on Oct. 29 at Wofford. **2021**—Played in all 13 games with five starts ... Selected AP FCS second-team All-American ... Named first-team All-SoCon by league media ... Rushed for 1019 yards on 143 attempts (7.1 avg.) with 10 TDs ... Had 19 catches for 142 yards and a TD ... Also had 25 KORs for 750 yards (28.8 avg.) ... 1882 all-purpose yards ranked second on the team ... Set a program record with 266 rushing yards on Nov. 13

vs. Western Carolina, scoring three TDs on the day ... Earned two SoCon Player of the Week honors. **2020**—Played in five games during 2021 spring season that was shortened due to COVID-19 pandemic ... Rushed 42 times for 257 yards (6.1 avg.), while catching 12 passes for 108 yards and a TD ... Had four catches for 52 yards, including four-yard receiving TD, on March 20 at The Citadel. **2019**—Played in 11 games, starting five ... Rushed for 653 yards on 112 attempts (5.8 avg.) with four TDs ... Added 16 catches for 150 yards (9.4 avg.) ... Recorded 90 yards on 12 carries with two TDs on Sept. 7 vs. Shorter University. **2018**—Saw action in 11 games as a true freshman ... Named to the SoCon All-Freshman Team ... Totaled 86 rushing attempts for 615 yards (7.2 avg.) and four TDs ... Caught 23 passes for 219 yards (9.5 avg.) ... Added 17 KORs for 371 yards ... Scored two rushing TDs on Oct. 6 vs. Gardner-Webb, and again on Oct. 27 vs. Western Carolina.

High school: Attended Marion County High School in Jasper, Tenn. ... Totaled over 4100 yards offensively with 74 career TDs ... Also had 18 INTs as a defensive back ... As a senior in 2017, rushed for 1795 yards on 126 attempts with 36 TDs ... Three-time all-state selection ... Also played basketball and baseball.

Personal: Hometown is Jasper, Tenn. ... Majored in engineering technology at East Tennessee State.



SCHARPING, MAX

G #74

Height: 6-6
Weight: 325
College: Northern Illinois
Experience: 5th-year player in 2023

2022 games-starts: 14-0
Career games-starts: 62-33
Born: 8-10-96
Hometown: Green Bay, Wis.
Acquired: W(Hou.)'22

The Bengals acquired Scharping on waivers from Houston prior to the start of the 2022 regular season, looking to boost their depth on the offensive line ... He played in 14 games during the regular season, primarily in a special teams role, but was thrust into the starting RG spot for all three postseason contests with Alex Cappa injured ... Helped Bengals advance to the AFC Championship with a dominant performance in the Divisional round at Buffalo, which included 172 net rushing yards and just one sack on QB Joe Burrow ... Has played in 62 career games (33 starts), including 48 with Houston from 2019-22 ... A second-round pick of the Texans in 2019, he became the team's starting LG as a rookie and helped the offense average 4.63 yards per carry ... Has played and started five postseason games in his career.

Career transactions: Selected by Houston in second round of 2019 NFL Draft (55th overall) ... Signed with Texans on 5-10-19 ... Waived by Texans on 8-30-22 ... Acquired by Cincinnati on waivers from Texans on 8-31-22.

Pro career: 2019—Played in all 16 games (14 starts at LG) as a rookie for Houston ... Helped the offense average 4.63 yards per carry, the second-best clip in team history ... Made NFL debut on Sept. 9 at New Orleans ... Made first career start on Sept. 22 vs. the L.A. Chargers, blocking for QB Deshaun Watson in a 351-yard passing day ... Played every offensive snap at LG on Oct. 6 vs. Atlanta, helping protect Watson as he threw for 462 yards and five TDs ... Started at LG on Nov. 3 vs. Jacksonville, and helped pave way for the Texans' offense recording 216 rushing yards ... Made postseason debut in Wild Card Playoff vs. Buffalo, helping Houston record 141 rushing yards. **2020**—Played in 15 games (eight starts) for Houston ... Started first three games at LG, blocking for a run game that averaged 5.4 yards per carry on Sept. 10 at Kansas City ... Started at LG on Nov. 22 vs. New England, helping allow zero sacks of QB Deshaun Watson as he passed for 344 yards in a win ... Started at LG in season finale vs. Tennessee on Jan. 3, helping Texans post 457 net yards of offense. **2021**—Played in 16 games (11 starts at RG) for Houston ... Started first eight games at RG ... On Sept. 12 vs. Jacksonville, blocked for offense that scored 37 points, the most in a season opener in Texans history ... Helped pave way for rushing attack that posted season-high 189 yards on 5.3 yards per carry on Dec. 26 vs. the L.A. Chargers. **2022**—Played in 14 regular-season games as a reserve guard for Cincinnati, after being acquired on waivers from Houston on Aug. 31 ... Started all three postseason games at RG, after starter Alex Cappa suffered season-ending injury in Week 18 ... Saw action on just 30 offensive snaps during regular season, then played all 205 possible snaps in postseason

... Helped pave the way for Cincinnati's 172 net rushing yards on 34 attempts (5.1 average) in Divisional Playoff at Buffalo.

College: Played four seasons (2015-18) at Northern Illinois University ... Started every game in his career (53), and played every offensive snap (998) as senior in 2018 ... Played guard and tackle throughout career ... As senior, was named first-team Academic All-American and finalist for William V. Campbell Trophy, which is awarded to college football player with best combination of academics, community service and on-field performance ... Named All-Mid American Conference (MAC) in sophomore and junior seasons.

High school/personal: Hometown is Green Bay, Wis. ... Attended Southwest High School in Green Bay ... Started all but one game on the offensive and defensive line over three seasons ... Posted 13 tackles and a FR on defense as a senior ... Three-time all-conference selection ... Earned his undergraduate degree in kinesiology from Northern Illinois and completed his master's degree in December 2018.

MAX SCHARPING'S STATISTICS

GAMES-STARTS

YEAR	TEAM	GAMES	STARTS
2019	Houston	16	14
2020	Houston	15	8
2021	Houston	17	11
2022	Cincinnati	14	0
CAREER		62	33

RECEIVING

YEAR	TEAM	NO	YDS	AVG	LG	TD
2020	Houston	0	*7	0.0	7	0
CAREER		0	*7	0.0	7	0

POSTSEASON

GAMES-STARTS

YEAR	TEAM	GAMES	STARTS
2019	Houston	2	2
2022	Cincinnati	3	3
CAREER		5	5

* NOTE: While playing for Houston vs. Cincinnati on 12-27-20, Scharping received one of five Texans laterals and gained seven yards on a pass play as time expired. While he was credited with seven receiving yards, he was not credited with the reception itself.



SCOTT, NICK

S #33

Height: 5-11
Weight: 200
College: Penn State
Experience: 5th-year player in 2023

2022 games-starts: 16-16
Career games-starts: 64-17
Born: 5-17-95
Hometown: Fairfax, Va.
Acquired: UFA(LARams)'23

Scott was among Cincinnati's key acquisitions during the 2023 free agency period, and figures to start at S in his first Bengals season ... Originally a special teams contributor when he entered the league with the L.A. Rams in 2019, he eventually found a role in the secondary and in '22 started all 16 games ... In 64 career regular-season games, Scott has 140 tackles, four INTs, nine PDs and two FFs, while contributing 16 tackles on special teams ... Has also played in six postseason contests, including four starts after the 2021 season to help the Rams win Super Bowl LVI.

Career transactions: Selected by L.A. Rams in seventh round of 2019 NFL Draft (243rd overall) ... Signed with Rams on 6-7-19 ... Rams contract expired on 3-15-23; became unrestricted free agent ... Signed with Cincinnati as unrestricted free agent on 3-20-23.

Pro career: 2019—Played in all 16 games as a rookie for the Rams ... Recorded two defensive tackles and six special teams stops ... Made NFL debut on Sept. 8 at Carolina, seeing action on 26 special teams snaps ... Posted first two career tackles on Dec. 1 at Arizona. **2020**—Played in 15 games for the Rams ... Totaled 14 tackles, along with two ST tackles ... Had five stops on Nov. 29 vs. San Francisco ... Played in both postseason games ... Made first career start in Divisional Playoff at Green Bay on Jan. 16, recording four tackles. **2021**—Played in all 17 regular-season games with one start for the Rams ... Registered 41 tackles, two INTs and four PDs ... Added six ST tackles ... Grabbed first career INT on Oct. 7 at Seattle, picking off QB Geno Smith in the fourth quarter to set up a Rams FG drive ... On Oct. 24 vs. Detroit, intercepted a pass by QB Jared Goff in final minute of the fourth quarter to cement a Rams win ... Started all four postseason contests, recording 14 tackles (11 solos), one INT and three PDs ... Picked off Buccaneers QB Tom Brady in second quarter of

Divisional Playoff ... Lined up for all 61 defensive snaps and logged two solo tackles in Rams' Super Bowl LVI win over Cincinnati. **2022**—Played and started 16 games for the Rams ... Totaled 83 tackles (54 solos), one TFL, two INTs, five PDs and two FFs ... Added three ST tackles ... Posted seven tackles (six solos), with four in first half, on Sept. 25 at Arizona ... On Oct. 16 vs. Carolina, intercepted QB Jacob Eason late in fourth quarter to end Panthers' final offensive drive ... Had career-high nine tackles (eight solos) and a FF on Nov. 13 vs. Arizona ... Totaled seven tackles and an INT on Nov. 27 at Kansas City, picking off QB Patrick Mahomes in the Rams' end zone in the fourth quarter.

College: Spent four seasons (2015-18) at Penn State ... Played in 52 games, beginning his career at running back before transitioning to defensive back for final three seasons ... Totaled 114 defensive tackles (60 solos), with one sack, 2.5 TFLs, three INTs, five PDs and two FRs ... Returned 20 kickoffs for 448 yards (22.4 average) ... As a redshirt freshman in 2015, rushed for 133 yards on 30 carries with one TD, recorded four catches for 43 yards, and completed two passing attempts for 46 yards and a TD ... Selected a team captain for his final two seasons ... Named honorable mention All-Big Ten and earned the Big Ten's Sportsmanship Award as a senior in 2018.

High school/personal: Hometown is Fairfax, Va. ... Attended Fairfax High School for final two seasons, after spending two years at Brookline High School in Brookline, Mass. ... Played QB, RB, WR and LB, in addition to S and kick returner ... Earned all-state honors as a senior, when he rushed for 1582 yards on 182 carries, passed for 511 yards and three TDs, and caught 11 passes for 129 yards ... Also lettered in track and field and basketball ... Graduated from Penn State in 2018 with a degree in psychology.

NICK SCOTT'S STATISTICS

YEAR	TEAM	G-S	DEFENSE							INTERCEPTIONS					SCORING				
			ST	AT	TT	SKS-YDS	PD	FF	FR-YDS	NO	YDS	AVG	LG	TD	TD	TD-IntRt	TD-FRRt	S	PTS
2019	L.A. Rams	16-0	1	1	2	0-0	0	0	0-0	0	0	—	—	0	—	—	—	—	
2020	L.A. Rams	15-0	10	4	14	0-0	0	0	0-0	0	0	—	—	0	—	—	—	—	
2021	L.A. Rams	17-1	24	17	41	0-0	4	0	0-0	2	3	1.5	3	0	—	—	—	—	
2022	L.A. Rams	16-16	54	29	83	0-0	5	2	0-0	2	0	0.0	0	0	—	—	—	—	
CAREER		64-17	89	51	140	0-0	9	2	0-0	4	3	0.8	3	0	—	—	—	—	

YEAR	TEAM	SPECIAL TEAMS							KICKOFF RETURNS						PUNT RETURNS						
		ST	AT	TT	FF	FR-YDS	BP	BFG	BXP	NO	YDS	AVG	FC	LG	TD	NO	YDS	AVG	FC	LG	TD
2019	L.A. Rams	5	1	6	0	0-0	0	0	0	—	—	—	—	—	—	—	—	—	—	—	—
2020	L.A. Rams	0	1	1	0	0-0	0	0	0	—	—	—	—	—	—	—	—	—	—	—	—
2021	L.A. Rams	4	2	6	0	0-0	0	0	0	—	—	—	—	—	—	—	—	—	—	—	—
2022	L.A. Rams	2	1	3	0	0-0	0	0	0	—	—	—	—	—	—	—	—	—	—	—	—
CAREER		11	5	16	0	0-0	0	0	0	—	—	—	—	—	—	—	—	—	—	—	—

YEAR	TEAM	RUSHING					RECEIVING				
		ATT	YDS	AVG	LG	TD	NO	YDS	AVG	LG	TD
2019	L.A. Rams	1	6	6.0	6	0	1	23	23.0	23	0
CAREER		1	6	6.0	6	0	1	23	23.0	23	0

POSTSEASON

YEAR	TEAM	G-S	DEFENSE							INTERCEPTIONS					SCORING				
			ST	AT	TT	SKS-YDS	PD	FF	FR-YDS	NO	YDS	AVG	LG	TD	TD	TD-IntRt	TD-FRRt	S	PTS
2020	L.A. Rams	2-1	1	3	4	0-0	1	0	0-0	0	0	—	—	0	—	—	—	—	
2021	L.A. Rams	4-4	11	3	14	0-0	3	0	0-0	1	0	0.0	0	0	—	—	—	—	
CAREER		6-5	12	6	18	0-0	4	0	0-0	1	0	0.0	0	0	—	—	—	—	

YEAR	TEAM	SPECIAL TEAMS							KICKOFF RETURNS						PUNT RETURNS						
		ST	AT	TT	FF	FR-YDS	BP	BFG	BXP	NO	YDS	AVG	FC	LG	TD	NO	YDS	AVG	FC	LG	TD
2020	L.A. Rams	2	0	2	0	0-0	0	0	0	—	—	—	—	—	—	—	—	—	—	—	—
CAREER		2	0	2	0	0-0	0	0	0	—	—	—	—	—	—	—	—	—	—	—	—

2022 GAME-BY-GAME																				
DATE	OPPONENT	DEFENSE									INTERCEPTIONS									
		ST	AT	TT	SKS-YDS	INT-YDS	PD	FF	FR-YDS	NO	YDS	AVG	LG	TD						
L.A. Rams																				
9-8	BUFFALO	3	4	7	0-0	0-0	1	1	0-0	0	0	—	—	0						
9-18	ATLANTA	2	1	3	0-0	0-0	0	0	0-0	0	0	—	—	0						
9-25	at Arizona	6	1	7	0-0	0-0	0	0	0-0	0	0	—	—	0						
10-3	at San Francisco	4	0	4	0-0	0-0	0	0	0-0	0	0	—	—	0						
10-9	DALLAS	0	1	1	0-0	0-0	0	0	0-0	0	0	—	—	0						
10-16	CAROLINA	1	1	2	0-0	1-0	1	0	0-0	1	0	0.0	0	0						
10-23	— BYE —																			
10-30	SAN FRANCISCO	2	5	7	0-0	0-0	1	0	0-0	0	0	—	—	0						
11-6	at Tampa Bay	3	1	4	0-0	0-0	0	0	0-0	0	0	—	—	0						
11-13	ARIZONA	8	1	9	0-0	0-0	0	1	0-0	0	0	—	—	0						
11-20	at New Orleans	2	3	5	0-0	0-0	0	0	0-0	0	0	—	—	0						
11-27	at Kansas City	4	3	7	0-0	1-0	1	0	0-0	1	0	0.0	0	0						
12-4	SEATTLE	5	3	8	0-0	0-0	1	0	0-0	0	0	—	—	0						
12-8	LAS VEGAS	4	0	4	0-0	0-0	0	0	0-0	0	0	—	—	0						
12-19	at Green Bay	7	1	8	0-0	0-0	0	0	0-0	0	0	—	—	0						
12-25	DENVER	0	2	2	0-0	0-0	0	0	0-0	0	0	—	—	0						
1-1	at L.A. Chargers	3	2	5	0-0	0-0	0	0	0-0	0	0	—	—	0						
1-8	at Seattle				RESERVE / INJURED					RESERVE / INJURED										
TOTALS		54	29	83	0-0	2-0	5	2	0-0	2	0	0.0	0	0						
DATE	OPPONENT	SPECIAL TEAMS							KICKOFF RETURNS						PUNT RETURNS					
		ST	AT	TT	FF	FR-YDS	BP	BFG	BXP	NO	YDS	AVG	FC	LG	TD	NO	YDS	AVG	FC	LG
L.A. Rams																				
9-8	BUFFALO	0	0	0	0	0-0	0	0	0	—	—	—	—	—	—	—	—	—	—	—
9-18	ATLANTA	0	0	0	0	0-0	0	0	0	—	—	—	—	—	—	—	—	—	—	—
9-25	at Arizona	0	0	0	0	0-0	0	0	0	—	—	—	—	—	—	—	—	—	—	—
10-3	at San Francisco	0	0	0	0	0-0	0	0	0	—	—	—	—	—	—	—	—	—	—	—
10-9	DALLAS	0	0	0	0	0-0	0	0	0	—	—	—	—	—	—	—	—	—	—	—
10-16	CAROLINA	0	0	0	0	0-0	0	0	0	—	—	—	—	—	—	—	—	—	—	—
10-23	— BYE —																			
10-30	SAN FRANCISCO	1	0	1	0	0-0	0	0	0	—	—	—	—	—	—	—	—	—	—	—
11-6	at Tampa Bay	0	0	0	0	0-0	0	0	0	—	—	—	—	—	—	—	—	—	—	—
11-13	ARIZONA	0	0	0	0	0-0	0	0	0	—	—	—	—	—	—	—	—	—	—	—
11-20	at New Orleans	0	0	0	0	0-0	0	0	0	—	—	—	—	—	—	—	—	—	—	—
11-27	at Kansas City	0	0	0	0	0-0	0	0	0	—	—	—	—	—	—	—	—	—	—	—
12-4	SEATTLE	0	0	0	0	0-0	0	0	0	—	—	—	—	—	—	—	—	—	—	—
12-8	LAS VEGAS	0	0	0	0	0-0	0	0	0	—	—	—	—	—	—	—	—	—	—	—
12-19	at Green Bay	0	1	1	0	0-0	0	0	0	—	—	—	—	—	—	—	—	—	—	—
12-25	DENVER	0	0	0	0	0-0	0	0	0	—	—	—	—	—	—	—	—	—	—	—
1-1	at L.A. Chargers	1	0	1	0	0-0	0	0	0	—	—	—	—	—	—	—	—	—	—	—
1-8	at Seattle					RESERVE / INJURED				RESERVE / INJURED				RESERVE / INJURED						
TOTALS		2	1	3	0	0-0	0	0	0	—	—	—	—	—	—	—	—	—	—	—



SIEMIAN, TREVOR

QB #19

Height: 6-3
Weight: 220
College: Northwestern
Experience: 9th-year player in 2023

2022 games-starts: 2-1
Career games-starts: 35-30
Born: 12-26-91
Hometown: Orlando, Fla.
Acquired: FA'23

Siemian is in his first Bengals season after joining Cincinnati as an unrestricted free agent in May of 2023 ... A ninth-year veteran QB, he has played in 35 career games with 30 starts for five different teams ... Originally a 2015 seventh-round pick of the Denver Broncos, he has completed 621 of 1055 passes (58.9 percent) for 7027 yards and 42 TDs with 28 INTs ... Also has rushed 73 times for 211 yards and two TDs ... Served as Denver's primary QB from 2016-17, starting 24 contests in that span ... Also spent time on rosters of the Minnesota Vikings, N.Y. Jets, New Orleans Saints and Chicago Bears, and was on the Tennessee Titans' practice squad during the 2020 season.

Career transactions: Selected by Denver in seventh round of 2015 NFL Draft (250th overall) ... Signed with Broncos on 5-15-15 ... Acquired by Minnesota in trade with Broncos on 3-15-18 ... Vikings contract expired on 3-13-19; became unrestricted free agent ... Signed with N.Y. Jets as unrestricted free agent on 3-21-19 ... Jets contract expired on 3-18-20; became unrestricted free agent ... Not asked to re-sign; became free agent on 4-27-20 ... Signed with Tennessee as free agent on 8-19-20 ... Contract terminated by Titans on 9-5-20 ... Signed to Titans practice squad on 9-6-20 ... Signed by New Orleans off Titans practice squad on 11-21-20 ... Waived by Saints on 12-19-20 ... Signed to Saints practice squad on 12-22-20 ... Signed to Saints roster on 1-18-21 (Reserve/Future) ... Contract terminated by Saints on 8-31-21 ... Re-signed with Saints as free agent on 9-6-21 ... Saints contract expired on 3-16-22; became unrestricted free agent ... Signed with Chicago as unrestricted free agent on 3-29-22 ... Bears contract terminated on 3-16-23 ... Signed with Cincinnati as free agent on 5-3-23.

Pro career: 2015—Spent entire rookie season on Denver's active roster, seeing action in one game ... Inactive for 13 contests, and active/DNP in five games ... Made NFL debut on Dec. 20 at Pittsburgh, taking a QB kneel to end the first half. **2016**—Played in 14 games (all starts) for Denver ... Inactive for two games due to injury ... Completed 289 of 486 passes (59.5 percent) for 3401 yards and 18 TDs with 10 INTs ... Rushed for 57 yards on 28 attempts ... Made first career start on Sept. 8 vs. Carolina, completing 69.2 percent of his passes (18 of 26) for 178 yards and a TD to help lead Denver to win in NFL Kickoff Game ... On Sept. 25 at Cincinnati, went 23 of 35 for 312 yards and four TDs with no INTs for passer rating of 132.1; became first player in league history to record at least 300 passing yards, four passing TDs and zero INTs in first career road start ... Named AFC Offensive Player of the Week for performance against Bengals ... Combined for 702 passing yards in two-game stretch from Nov. 27-Dec. 11, beginning with 368-yard, three-TD performance at Kansas City ... Followed up with 35 completions on career-high 51 passing attempts for 334 yards at Tennessee. **2017**—Played in 11 games with 10 starts for Denver ... Active/DNP in two games and inactive for one game ... Spent final two regular-season games on Reserve/Injured list ... Completed 206 of 349 passes (59.0 pct.) for 2285 yards and 12 TDs with 14 INTs ... Went 22 for 32 (68.8 pct.)

for 231 yards, four TDs and one INT for passer rating of 116.0 in Sept. 17 win over Dallas ... Suffered shoulder injury on Dec. 14 at Indianapolis and was placed on season-ending Reserve/Injured list on Dec. 15. **2018**—Traded from Denver to Minnesota during the offseason ... Spent entire season on Vikings' active roster, but did not see game action. **2019**—Signed with the N.Y. Jets as an unrestricted free agent during the offseason ... Started for Jets on Sept. 16 vs. Cleveland, completing three of six passes before sustaining season-ending ankle injury ... Spent remainder of season on Reserve/Injured list. **2020**—Signed with Tennessee as a free agent during training camp ... Spent first nine games on Titans' practice squad, before being signed by New Orleans in November ... Inactive for three games for New Orleans, then waived on Dec. 19 ... Signed on Dec. 22 to Saints' practice squad, where he spent remainder of regular season and postseason. **2021**—Played in six games with four starts for New Orleans ... Active/DNP for 10 games ... Spent one game on Reserve/COVID-19 list ... Completed 108 of 188 passes (57.4 pct.) for 1154 yards and 11 TDs with three INTs ... Made Saints debut on Oct. 31, going 16 of 29 for 159 yards and a TD with no picks to help lead New Orleans to a win ... Started four consecutive games in November, beginning with a 249-passing yard, two-passing TD performance on Nov. 7 vs. Atlanta ... Posted 104.8 passer rating on Nov. 14 at Tennessee, with 298 passing yards and two TDs, including 15-yarder to WR Marquez Callaway with 1:15 remaining to cut deficit to two points ... Entered game in second quarter of regular-season finale at Atlanta and completed nine of 15 passes for 71 yards and two TDs (111.4 rating) to help lead Saints to win. **2022**—Signed with Chicago as an unrestricted free agent during offseason ... Spent majority of regular season as Bears backup QB, but saw action in two games (one start) ... Spent final five games on Reserve/Injured list due to oblique injury ... Entered game late in fourth quarter on Oct. 30 at Dallas, and completed one pass for five yards ... Made lone start of season on Nov. 27 at the N.Y. Jets, completing 14 of 25 passes for 179 yards and one TD with one INT.

College: Spent five seasons (2010-14) at Northwestern, with a redshirt year in '10 ... Played in 44 games (14 starts), finishing career ranked fourth in program history in completions (550), fourth in passing yardage (5931), and seventh in passing TDs (27) ... Started 11 contests as a senior in 2014, completing 228 of 392 passes for 2214 yards and seven TDs with five rushing TDs ... Named to Academic All-Big Ten team in 2013 and '14.

High school/personal: Hometown is Orlando, Fla. ... Attended Olympia High School in Orlando, where he totaled Orange County-record 6144 career passing yards and 53 passing TDs in three seasons ... Named the Orlando Sentinel's Central Florida Offensive Player of the Year as a senior in 2009 ... Also played baseball in high school ... Received bachelor's degree in communication studies from Northwestern ... Last name is pronounced "SIMM-ee-un."

TREVOR SIEMIAN'S STATISTICS

YEAR	TEAM	G-S	PASSING											
			ATT	CMP	CMP%	YDS	YDS/ATT	TD	TD%	INT	INT%	LG	SKD-YDS	RAT
2015	Denver	1-0	0	0	—	0	—	0	—	0	—	—	0-0	—
2016	Denver	14-14	486	289	59.5	3401	7.00	18	3.7	10	2.1	76t	31-187	84.6
2017	Denver	11-10	349	206	59.0	2285	6.55	12	3.4	14	4.0	44	33-220	73.3
2018	Minnesota	0-0	DID NOT PLAY*											
2019	N.Y. Jets	1-1	6	3	50.0	3	0.50	0	0.0	0	0.0	3	2-17	56.3
2020	Tennessee	0-0	DID NOT PLAY*											
	New Orleans	0-0	DID NOT PLAY*											
2021	New Orleans	6-4	188	108	57.4	1154	6.14	11	5.9	3	1.6	46	9-64	88.4
2022	Chicago	2-1	26	15	57.7	184	7.08	1	3.8	1	3.8	33	2-14	76.4
DEN. TOTALS		26-24	835	495	59.3	5686	6.81	30	3.6	24	2.9	76t	64-407	79.9
NYJ TOTALS		1-1	6	3	50.0	3	0.50	0	0.0	0	0.0	3	2-17	56.3
N.O. TOTALS		6-4	188	108	57.4	1154	6.14	11	5.9	3	1.6	46	9-64	88.4
CHI. TOTALS		2-1	26	15	57.7	184	7.08	1	3.8	1	3.8	33	2-14	76.4
CAREER		35-30	1055	621	58.9	7027	6.66	42	4.0	28	2.7	76t	77-502	81.1

YEAR	TEAM	RUSHING					RECEIVING					SCORING					
		ATT	YDS	AVG	LG	TD	NO	YDS	AVG	LG	TD	TD	TD-R	TD-P	TD-Rt	2-Ptc	PTS
2015	Denver	1	-1	-1.0	-1	0	—	—	—	—	—	0	0	0	0	0	0
2016	Denver	28	57	2.0	14	0	—	—	—	—	0	0	0	0	0	0	
2017	Denver	31	127	4.1	15	1	—	—	—	—	1	1	0	0	0	6	
2021	New Orleans	9	20	2.2	17t	1	—	—	—	—	1	1	0	0	0	6	
2022	Chicago	4	8	2.0	6	0	—	—	—	—	0	0	0	0	0	0	
DEN. TOTALS		60	183	3.1	15	1	—	—	—	—	1	1	0	0	0	6	
N.O. TOTALS		9	20	2.2	17t	1	—	—	—	—	1	1	0	0	0	6	
CHI. TOTALS		4	8	2.0	6	0	—	—	—	—	0	0	0	0	0	0	
CAREER		73	211	2.9	17t	2	—	—	—	—	2	2	0	0	0	12	

ADDITIONAL STATISTICS: Siemian passed for one two-point conversion for Denver in 2016. He has seven career PAT pass attempts (one with Denver in 2016, two with Denver in '17, and four with New Orleans in '21). Siemian also rushed for one two-point conversion for Denver in 2016 (that was his lone career attempt).

PASSING SINGLE-GAME HIGHS: ATTEMPTS—51 (for Denver; 12-11-16 at Tennessee). COMPLETIONS—35 (for Denver; 12-11-16 at Tennessee). YARDS—376 (for Denver; 10-15-17 vs. N.Y. Giants). TOUCHDOWNS—4 (two times; most recently for Denver on 9-17-17 vs. Dallas). INTERCEPTIONS—3 (two times; most recently for Denver on 12-3-17 at Miami). LONG—76t (for Denver; 11-27-16 vs. Kansas City). RATING (minimum 14 attempts)—132.1 (for Denver; 9-25-16 at Cincinnati).

RUSHING SINGLE-GAME HIGHS: ATTEMPTS—6 (two times; most recently for Denver on 9-11-17 vs. L.A. Chargers). YARDS—23 (for Denver; 11-27-16 vs. Kansas City). LONG—17t (for New Orleans; 11-21-21 at Philadelphia). TOUCHDOWNS—1 (two times; most recently for New Orleans on 11-21-21 at Philadelphia).

POSTSEASON

YEAR	TEAM	G-S	PASSING											
			ATT	CMP	CMP%	YDS	YDS/ATT	TD	TD%	INT	INT%	LG	SKD-YDS	RAT
2015	Denver	0-0	DID NOT PLAY*											
2020	New Orleans	0-0	DID NOT PLAY*											
CAREER		0-0	0	0	—	0	—	0	—	0	—	—	0-0	—

* NOTE: Siemian was inactive for three postseason games with Denver in 2015. In 2018, he was active/DNP for 16 regular-season games with Minnesota. With Tennessee in 2020, he was on the practice squad for nine regular-season games. With New Orleans in 2020, he was on the Exempt/Commissioner Permission list for one regular-season game, he was inactive for three regular-season games, and he was on the practice squad for two regular-season games and two postseason games.

CAREER GAME-BY-GAME

DATE	OPPONENT	PASSING								RUSHING					
		ATT	CMP	YDS	SKD-YDS	TD	LG	INT	RAT	ATT	YDS	AVG	LG	TD	
2015 / DENVER															
9-13	BALTIMORE	INACTIVE								INACTIVE					
9-17	at Kansas City	INACTIVE								INACTIVE					
9-27	at Detroit	INACTIVE								INACTIVE					
10-4	MINNESOTA	INACTIVE								INACTIVE					
10-11	at Oakland	INACTIVE								INACTIVE					
10-18	at Cleveland	INACTIVE								INACTIVE					
10-25	— BYE —														
11-1	GREEN BAY	INACTIVE								INACTIVE					
11-8	at Indianapolis	INACTIVE								INACTIVE					
11-15	KANSAS CITY	INACTIVE								INACTIVE					
11-22	at Chicago	DID NOT PLAY								DID NOT PLAY					
11-29	NEW ENGLAND	DID NOT PLAY								DID NOT PLAY					
12-6	at San Diego	DID NOT PLAY								DID NOT PLAY					
12-13	OAKLAND	DID NOT PLAY								DID NOT PLAY					
12-20	at Pittsburgh	0	0	0	0-0	0	—	0	—	1	-1	-1.0	-1	0	
12-28	CINCINNATI	DID NOT PLAY								DID NOT PLAY					
1-3	SAN DIEGO	INACTIVE								INACTIVE					
Postseason															
1-17	PITTSBURGH	INACTIVE								INACTIVE					
1-24	NEW ENGLAND	INACTIVE								INACTIVE					
2-7	CAROLINA	INACTIVE								INACTIVE					
2016 / DENVER															
9-8	CAROLINA	26	18	178	2-19	1	25t	2	69.1	5	20	4.0	11	0	
9-18	INDIANAPOLIS	33	22	266	1-0	0	44	1	78.6	1	7	7.0	7	0	
9-25	at Cincinnati	35	23	312	2-9	4	55t	0	132.1	3	5	1.7	5	0	
10-2	at Tampa Bay	7	5	68	3-20	1	19	0	141.7	0	0	—	—	0	
10-9	ATLANTA	INACTIVE								INACTIVE					
10-13	at San Diego	50	30	230	2-10	1	20	0	77.9	1	1	1.0	1	0	
10-24	HOUSTON	25	14	157	0-0	1	31	0	88.2	1	-1	-1.0	-1	0	
10-30	SAN DIEGO	38	20	276	1-9	0	40	1	65.2	3	-2	-0.7	0	0	
11-6	at Oakland	37	18	283	2-17	2	69t	1	81.2	0	0	—	—	0	
11-13	at New Orleans	40	25	258	6-24	2	18	2	76.9	6	5	0.8	3	0	
11-20	— BYE —														
11-27	KANSAS CITY	34	20	368	5-28	3	76t	0	125.6	5	23	4.6	14	0	
12-4	at Jacksonville	INACTIVE								INACTIVE					
12-11	at Tennessee	51	35	334	3-20	1	34	0	93.1	0	0	—	—	0	
12-18	NEW ENGLAND	40	25	282	4-31	0	31	1	73.1	1	4	4/0	4	0	
12-25	at Kansas City	43	17	183	0-0	0	26	1	43.1	0	0	—	—	0	
1-1	OAKLAND	27	17	206	0-0	2	43t	1	95.6	2	-5	-2.5	-2	0	

DATE	OPPONENT	PASSING								RUSHING				
		ATT	CMP	YDS	SKD-YDS	TD	LG	INT	RAT	ATT	YDS	AVG	LG	TD
2017 / DENVER														
9-11	L.A. CHARGERS	28	17	219	4-38	2	44	1	94.2	6	19	3.2	8	1
9-17	DALLAS	32	22	231	2-29	4	27	1	116.0	5	14	2.8	6	0
9-24	at Buffalo	40	24	259	3-4	0	29	2	58.2	3	12	4.0	7	0
10-1	OAKLAND	26	16	179	4-24	1	29	0	94.9	4	1	0.3	4	0
10-8	— BYE —													
10-15	N.Y. GIANTS	50	29	376	4-28	1	40	2	71.8	1	9	9.0	9	0
10-22	at L.A. Chargers	35	25	207	5-25	0	23	1	74.3	2	14	7.0	8	0
10-30	at Kansas City	36	19	198	3-11	1	29	3	43.5	2	20	10.0	14	0
11-5	at Philadelphia				DID NOT PLAY						DID NOT PLAY			
11-12	NEW ENGLAND				DID NOT PLAY						DID NOT PLAY			
11-19	CINCINNATI				INACTIVE						INACTIVE			
11-26	at Oakland	21	11	149	1-7	2	34	0	107.0	2	9	4.5	5	0
12-3	at Miami	41	19	200	3-33	0	36	3	30.5	3	16	5.3	15	0
12-10	N.Y. JETS	31	19	200	2-11	1	27	0	90.8	3	13	4.3	9	0
12-14	at Indianapolis	9	5	67	2-10	0	26	1	39.8	0	0	—	—	0
12-24	at Washington				RESERVE / INJURED						RESERVE / INJURED			
12-31	KANSAS CITY				RESERVE / INJURED						RESERVE / INJURED			
2018 / MINNESOTA														
9-9	SAN FRANCISCO				DID NOT PLAY						DID NOT PLAY			
9-16	at Green Bay				DID NOT PLAY						DID NOT PLAY			
9-23	BUFFALO				DID NOT PLAY						DID NOT PLAY			
9-27	at L.A. Rams				DID NOT PLAY						DID NOT PLAY			
10-7	at Philadelphia				DID NOT PLAY						DID NOT PLAY			
10-14	ARIZONA				DID NOT PLAY						DID NOT PLAY			
10-21	at N.Y. Jets				DID NOT PLAY						DID NOT PLAY			
10-28	NEW ORLEANS				DID NOT PLAY						DID NOT PLAY			
11-4	DETROIT				DID NOT PLAY						DID NOT PLAY			
11-11	— BYE —													
11-18	at Chicago				DID NOT PLAY						DID NOT PLAY			
11-25	GREEN BAY				DID NOT PLAY						DID NOT PLAY			
12-2	at New England				DID NOT PLAY						DID NOT PLAY			
12-10	at Seattle				DID NOT PLAY						DID NOT PLAY			
12-16	MIAMI				DID NOT PLAY						DID NOT PLAY			
12-23	at Detroit				DID NOT PLAY						DID NOT PLAY			
12-30	CHICAGO				DID NOT PLAY						DID NOT PLAY			
2019 / N.Y. JETS														
9-8	BUFFALO				DID NOT PLAY						DID NOT PLAY			
9-16	CLEVELAND	6	3	3	2-17	0	3	0	56.3					
9-22	at New England				RESERVE / INJURED						RESERVE / INJURED			
9-29	— BYE —													
10-6	at Philadelphia				RESERVE / INJURED						RESERVE / INJURED			
10-13	DALLAS				RESERVE / INJURED						RESERVE / INJURED			
10-21	NEW ENGLAND				RESERVE / INJURED						RESERVE / INJURED			
10-27	at Jacksonville				RESERVE / INJURED						RESERVE / INJURED			
11-3	at Miami				RESERVE / INJURED						RESERVE / INJURED			
11-10	N.Y. GIANTS				RESERVE / INJURED						RESERVE / INJURED			
11-17	at Washington				RESERVE / INJURED						RESERVE / INJURED			
11-24	OAKLAND				RESERVE / INJURED						RESERVE / INJURED			
12-1	at Cincinnati				RESERVE / INJURED						RESERVE / INJURED			
12-8	MIAMI				RESERVE / INJURED						RESERVE / INJURED			
12-12	at Baltimore				RESERVE / INJURED						RESERVE / INJURED			
12-22	PITTSBURGH				RESERVE / INJURED						RESERVE / INJURED			
12-29	at Buffalo				RESERVE / INJURED						RESERVE / INJURED			
2020 / TENNESSEE; NEW ORLEANS														
Tennessee														
9-14	at Denver				PRACTICE SQUAD						PRACTICE SQUAD			
9-20	JACKSONVILLE				PRACTICE SQUAD						PRACTICE SQUAD			
9-27	at Minnesota				PRACTICE SQUAD						PRACTICE SQUAD			
10-4	— BYE —													
10-13	BUFFALO				PRACTICE SQUAD						PRACTICE SQUAD			
10-18	HOUSTON				PRACTICE SQUAD						PRACTICE SQUAD			
10-25	PITTSBURGH				PRACTICE SQUAD						PRACTICE SQUAD			
11-1	at Cincinnati				PRACTICE SQUAD						PRACTICE SQUAD			
11-8	CHICAGO				PRACTICE SQUAD						PRACTICE SQUAD			
11-12	INDIANAPOLIS				PRACTICE SQUAD						PRACTICE SQUAD			
New Orleans														
11-22	ATLANTA				EXEMPT / COMMISSIONER PERMISSION						EXEMPT / COMMISSIONER PERMISSION			
11-29	at Denver				INACTIVE						INACTIVE			
12-6	at Atlanta				INACTIVE						INACTIVE			
12-13	at Philadelphia				INACTIVE						INACTIVE			
12-20	KANSAS CITY				NOT WITH AN NFL TEAM						NOT WITH AN NFL TEAM			
12-25	MINNESOTA				PRACTICE SQUAD						PRACTICE SQUAD			
1-3	at Carolina				PRACTICE SQUAD						PRACTICE SQUAD			
Postseason														
1-10	CHICAGO				PRACTICE SQUAD						PRACTICE SQUAD			
1-17	TAMPA BAY				PRACTICE SQUAD						PRACTICE SQUAD			

DATE	OPPONENT	PASSING								RUSHING				
		ATT	CMP	YDS	SKD-YDS	TD	LG	INT	RAT	ATT	YDS	AVG	LG	TD
2021 / NEW ORLEANS														
9-12	GREEN BAY				DID NOT PLAY									
9-19	at Carolina				DID NOT PLAY									
9-26	at New England				DID NOT PLAY									
10-3	N.Y. GIANTS				DID NOT PLAY									
10-10	at Washington				DID NOT PLAY									
10-17	— BYE —													
10-25	at Seattle				DID NOT PLAY									
10-31	TAMPA BAY	29	16	159	1/6	1	38	0	82.4	2	2	1.0	3	0
11-7	ATLANTA	41	25	249	1/15	2	25	0	94.5	0	0	—	—	0
11-14	at Tennessee	34	19	298	4/22	2	46	0	104.8	0	0	—	—	0
11-21	at Philadelphia	40	22	214	0/0	3	26t	2	74.4	2	16	8.0	17t	1
11-25	BUFFALO	29	17	163	2/17	1	24	1	71.5	3	3	1.0	2	0
12-2	DALLAS				DID NOT PLAY									
12-12	at N.Y. Jets				DID NOT PLAY									
12-19	at Tampa Bay				DID NOT PLAY									
12-27	MIAMI				RESERVE / COVID-19									
1-2	CAROLINA				DID NOT PLAY									
1-9	at Atlanta	15	9	71	1/4	2	13t	0	111.4	2	-1	-0.5	0	0
2022 / CHICAGO														
9-11	SAN FRANCISCO				DID NOT PLAY									
9-18	at Green Bay				DID NOT PLAY									
9-25	HOUSTON				DID NOT PLAY									
10-2	at N.Y. Giants				DID NOT PLAY									
10-9	at Minnesota				DID NOT PLAY									
10-13	WASHINGTON				DID NOT PLAY									
10-24	at New England				DID NOT PLAY									
10-30	at Dallas	1	1	5	0-0	0	5	0	87.5	0	0	—	—	0
11-6	MIAMI				DID NOT PLAY									
11-13	DETROIT				DID NOT PLAY									
11-20	at Atlanta				DID NOT PLAY									
11-27	at N.Y. Jets	25	14	179	2-14	1	33	1	75.2	4	8	2.0	6	0
12-4	GREEN BAY				RESERVE / INJURED									
12-11	— BYE —													
12-18	PHILADELPHIA				RESERVE / INJURED									
12-24	BUFFALO				RESERVE / INJURED									
1-1	at Detroit				RESERVE / INJURED									
1-8	MINNESOTA				RESERVE / INJURED									



SMITH, D'ANTE

OT #70

Height: 6-5
Weight: 309
College: East Carolina
Experience: 3rd-year player in 2023

2022 games-starts: 1-0
Career games-starts: 3-1
Born: 6-9-98
Hometown: Augusta, Ga.
Acquired: D4c'21

Smith was inactive for all but one game in 2022 regular season, but saw action in each of Cincinnati's three postseason contests as three starters on offensive line were injured ... Made lone appearance of '22 regular season in Game 2 at Dallas, playing six offensive snaps ... A 2021 fourth-round pick of Bengals, he battled injuries throughout rookie season but played in two games (one start at LOT) ... A versatile player, he has lined up at both G and OT ... Spent five seasons (2016-20) at East Carolina; played G and OT early in career before settling at LT in third season ... After drafting him, Bengals coaches called him a pure OT prospect due to his size (6-5), length (35-inch arms) and agility.

Career transactions: Selected by Cincinnati in fourth round of 2021 NFL Draft (139th overall) ... Signed with Bengals on 5-17-21.

Pro career: 2021—Played in two regular-season games (one start at LOT) and two postseason games as a rookie for Cincinnati ... Suffered right knee injury in practice on Oct. 13, and spent eight games (Games 6-13) on Reserve/Injured ... Made NFL debut on Dec. 19 at Denver, in his first week after coming off of Reserve/Injured, and played three snaps on offense ... Made first career start (LOT) and played 47 of 54 offensive snaps in season finale at Cleveland, as Cincinnati rested its usual starters for playoffs ... Active/DNP for Cincinnati's first two postseason contests, then saw brief action in both AFC Championship at Kansas City and Super Bowl LVI vs. L.A. Rams. **2022**—Played in one regular-season game and all three postseason contests for Cincinnati ... Inactive for 15 games ... Saw action on six offensive snaps and three special teams snaps on Sept. 18 at Dallas ... Played 11 offensive snaps in postseason ... Started two preseason games (one at ROT, one at LOT).

College: Spent five seasons (2016-20) at East Carolina ... Saw time at both OT and G early in his career, before settling as team's starting LT his third year ... Played in 33 career games, with 30 starts (29 at LT, one at LG) ... NCAA granted him a fifth year of eligibility via a medical hardship waiver prior to his final season in 2020, but then suffered a season-ending injury in season-opener at UCF ... Started 24 games at LT from 2018-19.

High school/personal: Hometown is Augusta, Ga. ... Attended Grovetown (Ga.) High School ... Earned all-county, all-area and all-region honors as both a junior and senior ... Also participated in wrestling ... Graduated from East Carolina in Dec. 2020 with degree in economics ... First name is pronounced "dee-AHN-tay."

D'ANTE SMITH'S STATISTICS

GAMES-STARTS

YEAR	TEAM	GAMES	STARTS
2021	Cincinnati.....	2	1
2022	Cincinnati.....	1	0
CAREER		3	1

POSTSEASON

GAMES-STARTS

YEAR	TEAM	GAMES	STARTS
2021	Cincinnati.....	2	0
2022	Cincinnati.....	3	0
CAREER		5	0



SMITH, IRV, JR.

TE #81

Height: 6-2
Weight: 240
College: Alabama
Experience: 5th-year player in 2023

2022 games-starts: 8-1
Career games-starts: 37-15
Born: 8-9-98
Hometown: New Orleans, La.
Acquired: UFA(Minn.)'23

Smith is in his first Bengals season in 2023, after joining Cincinnati as an unrestricted free agent in March ... Spent first four seasons (2019-22) with Minnesota, catching 91 passes for 858 yards and nine TDs in 37 games (15 starts) ... Missed entire 2021 season due to a knee injury, and was limited to eight regular-season games in '22 due to ankle injury ... A 2019 second-round pick, he played three collegiate seasons ('16-18) at Alabama, helping the Crimson Tide win a national championship in '17 ... Father, Irv Smith, and uncle, Ed Smith, both played in the NFL in the 1990s.

Career transactions: Selected by Minnesota in second round of 2019 NFL Draft (50th overall) ... Signed by Vikings on 5-3-19 ... Vikings contract expired on 3-15-23; became unrestricted free agent ... Signed with Cincinnati as unrestricted free agent on 3-30-23.

Pro career: 2019—Played in all 16 games with seven starts as a rookie for Minnesota ... Caught 36 passes for 311 yards and two TDs ... Made NFL debut on Sept. 8 vs. Atlanta ... Recorded first reception in first career start on Sept. 15 at Green Bay ... Grabbed three catches for 20 yards and first TD on Nov. 17 vs. Denver ... TD was a 10-yarder from QB Kirk Cousins to extend Vikings' lead to 20-7 in the third quarter ... Opened the scoring with one-yard TD catch from Cousins on Dec. 15 at the L.A. Chargers ... Played in both postseason games for Minnesota with one start in Wild Card Playoff at New Orleans ... Had three catches for 39 yards in Divisional Playoff at San Francisco. **2020**—Played in 13 games (seven starts) for Minnesota ... Inactive for three games due to injury ... Caught 30 passes for 365 yards and five TDs ... Posted two catches for 10 yards with two TDs on Nov. 8 vs. Detroit ...

Recorded four grabs for 63 yards with a 14-yard TD on Dec. 13 at Tampa Bay ... Caught season-high six passes for 53 yards and two TDs on Christmas Day at New Orleans ... Both TDs came in third quarter. **2021**—Spent entire season on Reserve/Injured list due to knee injury. **2022**—Played in eight games for Minnesota ... Spent nine games on Reserve/Injured list due to ankle injury ... Posted 25 catches for 182 yards and two TDs ... Caught five passes for 36 yards and a TD on Sept. 19 at Philadelphia ... Had season-high 42 receiving yards on four grabs on Oct. 9 vs. Chicago ... Caught four passes for seven yards, including one-yard TD to put Vikings on the board in second quarter, on Oct. 16 at Miami ... Had one catch for three yards in Wild Card Playoff vs. N.Y. Giants on Jan. 15.

College: Played in 38 games (14 starts) in three-year career at Alabama (2016-18) ... Totaled 58 catches for 838 yards (14.4 average) and 10 TDs ... Named second-team All-SEC by league coaches and second-team All-American by American Football Coaches Association (AFCA) as a junior in 2018 ... Set program record for TD receptions by a TE (seven) in 2018.

High school/personal: Hometown is New Orleans, La. ... Attended Brother Martin High School in New Orleans ... Caught 31 passes for 558 yards and four TDs as a senior in 2015, earning 5A All-State Honorable Mention selection ... Father, Irv Smith, played seven NFL seasons (1993-99), spending time with the New Orleans Saints, San Francisco 49ers and Cleveland Browns ... Uncle, Ed Smith, played three NFL seasons (1997-99), spending time with the Atlanta Falcons, Philadelphia Eagles and Detroit Lions.

IRV SMITH JR.'S STATISTICS

YEAR	TEAM	G-S	RECEIVING					RUSHING					SCORING					
			NO	YDS	AVG	LG	TD	ATT	YDS	AVG	LG	TD	TD	TD-R	TD-P	TD-Rt	2-PtC	PTS
2019	Minnesota	16-7	36	311	8.6	29	2	—	—	—	—	—	2	0	2	0	0	12
2020	Minnesota	13-7	30	365	12.2	36	5	—	—	—	—	—	5	0	5	0	1	32
2021	Minnesota	0-0	DID NOT PLAY*					DID NOT PLAY*					DID NOT PLAY*					
2022	Minnesota	8-1	25	182	7.3	17	2	—	—	—	—	—	2	0	2	0	0	12
CAREER		37-15	91	858	9.4	36	9	—	—	—	—	—	9	0	9	0	1	56

YEAR	TEAM	SPECIAL TEAMS							KICKOFF RETURNS						PUNT RETURNS						
		ST	AT	TT	FF	FR-YDS	BP	BFG	BXP	NO	YDS	AVG	FC	LG	TD	NO	YDS	AVG	FC	LG	TD
2019	Minnesota	1	0	1	0	0-0	0	0	0	—	—	—	—	—	—	—	—	—	—	—	—
2020	Minnesota	1	0	1	0	0-0	0	0	0	—	—	—	—	—	—	—	—	—	—	—	—
CAREER		2	0	2	0	0-0	0	0	0	—	—	—	—	—	—	—	—	—	—	—	—

RECEIVING SINGLE-GAME HIGHS: RECEPTIONS—6 (for Minnesota; 12-25-20 at New Orleans). YARDS—64 (for Minnesota; 10-11-20 at Seattle). LONG—36 (for Minnesota; 10-18-20 vs. Atlanta). TOUCHDOWNS—2 (two times; most recently for Minnesota on 12-25-20 at New Orleans).

POSTSEASON

YEAR	TEAM	G-S	RECEIVING					RUSHING					SCORING					
			NO	YDS	AVG	LG	TD	ATT	YDS	AVG	LG	TD	TD	TD-R	TD-P	TD-Rt	2-PtC	PTS
2019	Minnesota	2-1	3	39	13.0	21	0	—	—	—	—	—	0	0	0	0	0	0
2022	Minnesota	1-0	1	3	3.0	3t	1	—	—	—	—	—	1	0	1	0	0	6
CAREER		3-1	4	42	10.5	21	1	—	—	—	—	—	1	0	1	0	0	6

* NOTE: Smith was on the Reserve/Injured list for 17 regular-season games with Minnesota in 2021.

CAREER GAME-BY-GAME

DATE	OPPONENT	RECEIVING					RUSHING				
		NO	YDS	AVG	LG	TD	ATT	YDS	AVG	LG	TD
2019 / MINNESOTA											
9-8	ATLANTA	0	0	—	—	0	—	—	—	—	—
9-15	at Green Bay	1	-1	-1.0	-1	0	—	—	—	—	—
9-22	OAKLAND	3	60	20.0	26	0	—	—	—	—	—
9-29	at Chicago	1	5	5.0	5	0	—	—	—	—	—
10-6	at N.Y. Giants	0	0	—	—	0	—	—	—	—	—
10-13	PHILADELPHIA	2	29	14.5	29	0	—	—	—	—	—
10-20	at Detroit	5	60	12.0	28	0	—	—	—	—	—
10-24	WASHINGTON	3	21	7.0	11	0	—	—	—	—	—
11-3	at Kansas City	4	33	8.3	21	0	—	—	—	—	—
11-10	at Dallas	5	34	6.8	9	0	—	—	—	—	—
11-17	DENVER	3	20	6.7	10t	1	—	—	—	—	—
11-24	— BYE —										
12-2	at Seattle	1	6	6.0	6	0	—	—	—	—	—
12-8	DETROIT	3	21	7.0	13	0	—	—	—	—	—
12-15	at L.A. Chargers	2	8	4.0	7	1	—	—	—	—	—
12-23	GREEN BAY	2	4	2.0	5	0	—	—	—	—	—
12-29	CHICAGO	1	11	11.0	11	0	—	—	—	—	—
Postseason											
1-5	at New Orleans	0	0	—	—	0	—	—	—	—	—
1-11	at San Francisco	3	39	13.0	21	0	—	—	—	—	—
2020 / MINNESOTA											
9-13	GREEN BAY	1	11	11.0	11	0	—	—	—	—	—
9-20	at Indianapolis	1	3	3.0	3	0	—	—	—	—	—
9-27	TENNESSEE	0	0	—	—	0	—	—	—	—	—
10-4	at Houston	0	0	—	—	0	—	—	—	—	—
10-11	at Seattle	4	64	16.0	25	0	—	—	—	—	—
10-18	ATLANTA	4	55	13.8	36	0	—	—	—	—	—
10-25	— BYE —										
11-1	at Green Bay	1	16	16.0	16	0	—	—	—	—	—
11-8	DETROIT	2	10	5.0	9t	2	—	—	—	—	—
11-16	at Chicago			INACTIVE				INACTIVE			
11-22	DALLAS	2	23	11.5	12	0	—	—	—	—	—
11-29	CAROLINA			INACTIVE				INACTIVE			
12-6	JACKSONVILLE			INACTIVE				INACTIVE			
12-13	at Tampa Bay	4	63	15.8	25	1	—	—	—	—	—
12-20	CHICAGO	3	37	12.3	21	0	—	—	—	—	—
12-25	at New Orleans	6	53	8.8	14	2	—	—	—	—	—
1-3	at Detroit	2	30	15.0	25	0	—	—	—	—	—
2021 / MINNESOTA											
9-12	at Cincinnati			RESERVE / INJURED				RESERVE / INJURED			
9-19	at Arizona			RESERVE / INJURED				RESERVE / INJURED			
9-26	SEATTLE			RESERVE / INJURED				RESERVE / INJURED			
10-3	CLEVELAND			RESERVE / INJURED				RESERVE / INJURED			
10-10	DETROIT			RESERVE / INJURED				RESERVE / INJURED			
10-17	at Carolina			RESERVE / INJURED				RESERVE / INJURED			
10-24	— BYE —										
10-31	DALLAS			RESERVE / INJURED				RESERVE / INJURED			
11-7	at Baltimore			RESERVE / INJURED				RESERVE / INJURED			
11-14	at L.A. Chargers			RESERVE / INJURED				RESERVE / INJURED			
11-21	GREEN BAY			RESERVE / INJURED				RESERVE / INJURED			
11-28	at San Francisco			RESERVE / INJURED				RESERVE / INJURED			
12-5	at Detroit			RESERVE / INJURED				RESERVE / INJURED			
12-9	PITTSBURGH			RESERVE / INJURED				RESERVE / INJURED			
12-20	at Chicago			RESERVE / INJURED				RESERVE / INJURED			
12-26	L.A. RAMS			RESERVE / INJURED				RESERVE / INJURED			
1-2	at Green Bay			RESERVE / INJURED				RESERVE / INJURED			
1-9	CHICAGO			RESERVE / INJURED				RESERVE / INJURED			
2022 / MINNESOTA											
9-11	GREEN BAY	0	0	—	—	0	—	—	—	—	—
9-19	at Philadelphia	5	36	7.2	15	1	—	—	—	—	—
9-25	DETROIT	2	32	16.0	17	0	—	—	—	—	—
10-2	at New Orleans	3	23	7.7	10	0	—	—	—	—	—
10-9	CHICAGO	4	42	10.5	15	0	—	—	—	—	—
10-16	at Miami	4	7	1.8	4	1	—	—	—	—	—
10-23	— BYE —										
10-30	ARIZONA	4	28	7.0	11	0	—	—	—	—	—
11-6	at Washington			RESERVE / INJURED				RESERVE / INJURED			
11-13	at Buffalo			RESERVE / INJURED				RESERVE / INJURED			
11-20	DALLAS			RESERVE / INJURED				RESERVE / INJURED			
11-24	NEW ENGLAND			RESERVE / INJURED				RESERVE / INJURED			
12-4	N.Y. JETS			RESERVE / INJURED				RESERVE / INJURED			
12-11	at Detroit			RESERVE / INJURED				RESERVE / INJURED			
12-17	INDIANAPOLIS			RESERVE / INJURED				RESERVE / INJURED			
12-24	N.Y. GIANTS			RESERVE / INJURED				RESERVE / INJURED			
1-1	at Green Bay			RESERVE / INJURED				RESERVE / INJURED			
1-8	at Chicago	3	14	4.7	8	0	—	—	—	—	—
Postseason											
1-15	N.Y. GIANTS	1	3	3.0	3t	1	—	—	—	—	—



TAYLOR, TRENT

WR #11

Height: 5-8
Weight: 181
College: Louisiana Tech
Experience: 6th-year player in 2023

2022 games-starts: 16-1
Career games-starts: 61-3
Born: 4-30-94
Hometown: Shreveport, La.
Acquired: FA'21

Veteran slot WR who has taken over as team's primary punt returner ... In 2022 regular season, ranked tied for second in NFL in punt returns (33), third in PR yards (340) and eighth in PR average (10.8) ... Also a capable receiver who has 87 career catches for 834 yards and three TDs ... Each of his six catches in 2022 came during six-game stretch from Games 8-13 ... Has also played in each of Cincinnati's seven postseason games since 2021, and has 11 punt returns for 115 yards ... Joined Bengals after participating as tryout player in 2021 rookie minicamp, then earned practice squad spot and played in eight games (regular plus postseason) as game-day elevation ... Originally a fifth-round pick of San Francisco in 2017, and spent '17-20 with 49ers.

Career transactions: Selected by San Francisco in fifth round of 2017 NFL Draft (177th overall) ... Signed by 49ers on 5-5-17 ... 49ers contract expired on 3-17-21; became unrestricted free agent ... Not asked to re-sign; became free agent on 5-3-21 ... Signed with Cincinnati as free agent on 5-17-20 ... Contract terminated by Bengals on 8-31-21 ... Signed to Bengals practice squad on 9-1-21 ... Bengals practice squad contract expired on 2-21-22 ... Re-signed with Bengals as free agent on 2-21-22.

Pro career: 2017—Played 15 games (one start) with San Francisco as rookie ... Caught 43 passes for 430 yards and two TDs ... Also returned 30 punts for 281 yards (9.4) and one kickoff for eight yards ... Led all rookies and ranked sixth overall in NFL with 27 third-down catches, including 18 converted for first downs ... Caught first career TD Sept. 21 vs. L.A. Rams. **2018**—Played 14 games for San Francisco ... Caught 26 passes for 215 yards and a TD ... Also returned 10 punts for 78 yards (7.8), and one kickoff for 15 yards. **2019**—Did not play ... Inactive for 49ers' first two games, then spent remainder of regular season and playoffs on Reserve/Injured ... Fractured foot in training camp and was supposed to miss minimal time, but an infection in that foot resulted in multiple surgeries and a lost season. **2020**—Played 12 games (one start) for San Francisco ... Caught 10 passes for 86 yards, and returned nine punts for 112 yards (12.4). **2021**—Signed with Cincinnati in offseason after participating in rookie minicamp as tryout player, and went on to play four regular-season games and four postseason games for AFC Champions ... Spent regular season and postseason on Cincinnati's practice squad ... Took over as Bengals' punt

returner for final four games, playing in each as a COVID-19 replacement ... Averaged 7.4 yards on seven regular-season punt returns, and 17.0 yards on four KORs ... Also had two catches for 41 yards ... Played all four postseason games as standard elevation from practice squad, and averaged 12.7 yards on six punt returns ... In AFC Championship win at Kansas City, caught two-point conversion in third quarter to aid in 18 point comeback ... Played in Super Bowl LVI vs. L.A. Rams and returned two punts for 28 yards. **2022**—Played all 16 regular-season games (one start) and three postseason contests for Bengals ... Was team's primary punt returner for entire season ... Tied for second in NFL in total punt returns (33), ranked third in PR yards (340) and eighth in PR average (10.8) ... Also caught six passes for 62 yards as reserve slot WR ... Started at WR on Nov. 6 vs. Carolina and had two catches for 14 yards; also returned three punts for 52 yards, with season-long 27-yard return in second quarter which set up TD drive ... On Dec. 14 against Cleveland, caught pass over the middle from Joe Burrow on third-and-10, and turned it into 34-yard gain to the Browns' 19-yard line, setting up a Bengals TD four plays later ... Returned five punts for 39 yards, and ran back one kickoff for 16 yards in postseason.

College: Spent four seasons (2013-16) at Louisiana Tech ... As senior in 2016, set school records for receptions (136) and receiving yards (1803) while catching 12 TDs ... Topped 100 receiving yards in 11 of his 14 games played as a senior ... Finished career ranked first in school history in career receptions (327), second in receiving yards (4179) and second in receiving TDs (32).

High school/personal: Hometown is Shreveport, La., where he attended Evangel Christian Academy and earned all-state honors ... Was part of two Louisiana 2-A state championship teams ... Won MVP of state championship game as senior ... His senior totals were 107 catches, 1650 yards and 20 TDs ... Also lettered in basketball, baseball, tennis and track and field (long jump) ... Played one season of tennis, as he and his high school QB teamed up to finish as state runners-up in doubles ... His father, Greg, played linebacker at Western Kentucky from 1982-85 ... Finance major at Louisiana Tech.

NOTE ABOUT NFL EXPERIENCE: Taylor did not earn an accrued year of experience toward NFL free agency in 2021.

TRENT TAYLOR'S STATISTICS

YEAR	TEAM	G-S	RECEIVING					RUSHING					SCORING						
			NO	YDS	AVG	LG	TD	ATT	YDS	AVG	LG	TD	TD	TD-R	TD-P	TD-Rt	2-PtC	PTS	
2017	San Francisco	15-1	43	430	10.0	33	2	0	0	—	—	0	2	0	2	0	0	0	12
2018	San Francisco	14-0	26	215	8.3	23	1	0	0	—	—	0	1	0	1	0	0	1	8
2019	San Francisco	0-0	DID NOT PLAY*					DID NOT PLAY*					DID NOT PLAY*						
2020	San Francisco	12-1	10	86	8.6	29	0	0	0	—	—	0	0	0	0	0	0	0	0
2021	Cincinnati	4-0	2	41	20.5	26	0	0	0	—	—	0	0	0	0	0	0	0	0
2022	Cincinnati	16-1	6	62	10.3	34	0	4	15	3.8	9	0	0	0	0	0	0	0	0
S.F. TOTALS		41-2	79	731	9.3	33	3	0	0	—	—	0	3	0	3	0	0	1	20
CIN. TOTALS		20-1	8	103	12.9	34	0	4	15	3.8	9	0	0	0	0	0	0	0	0
CAREER		61-3	87	834	9.6	34	3	4	15	3.8	9	0	3	0	3	0	1	20	

YEAR	TEAM	SPECIAL TEAMS							KICKOFF RETURNS					PUNT RETURNS						
		ST	AT	TT	FF	FR-YDS	BP	BFG	BXP	NO	YDS	AVG	FC	LG	TD	NO	YDS	AVG	FC	LG
2017	San Francisco	—	—	—	—	—	—	—	1	8	8.0	0	8	0	30	281	9.4	16	39	0
2018	San Francisco	—	—	—	—	—	—	—	1	15	15.0	0	15	0	10	78	7.8	6	18	0
2019	San Francisco	DID NOT PLAY*							DID NOT PLAY*					DID NOT PLAY*						
2020	San Francisco	—	—	—	—	—	—	—	0	0	—	0	—	0	9	112	12.4	14	20	0
2021	Cincinnati	—	—	—	—	—	—	—	4	68	17.0	0	25	0	7	52	7.4	5	12	0
2022	Cincinnati	—	—	—	—	—	—	—	2	15	7.5	0	9	0	33	340	10.3	19	27	0
S.F. TOTALS		—	—	—	—	—	—	—	2	23	11.5	0	15	0	49	471	9.6	36	39	0
CIN. TOTALS		—	—	—	—	—	—	—	6	83	13.8	0	25	0	40	392	9.8	24	27	0
CAREER		—	—	—	—	—	—	—	8	106	13.3	0	25	0	89	863	9.7	60	39	0

RECEIVING SINGLE-GAME HIGHS: RECEPTIONS—7 (for San Francisco; 10-7-18 vs. Arizona). YARDS—92 (for San Francisco; 12-3-17 at Chicago). LONG—34 (for Cincinnati; 12-11-22 vs. Cleveland). TOUCHDOWNS—1 (three times; most recently for San Francisco on 10-7-18 vs. Arizona).

RUSHING SINGLE-GAME HIGHS: ATTEMPTS—3 (11-6-22 vs. Carolina). YARDS—18 (11-6-22 vs. Carolina). LONG—9 (11-6-22 vs. Carolina). TOUCHDOWNS—(none).

KICKOFF RETURN SINGLE-GAME HIGHS: RETURNS—3 (for Cincinnati; 12-26-21 vs. Baltimore). YARDS—45 (for Cincinnati; 12-26-21 vs. Baltimore). LONG—25 (for Cincinnati; 12-26-21 vs. Baltimore). TOUCHDOWNS—(none).

PUNT RETURN SINGLE-GAME HIGHS: RETURNS—5 (for Cincinnati; 9-11-22 vs. Pittsburgh). YARDS—52 (for Cincinnati; 11-6-22 vs. Carolina). LONG—39 (for San Francisco; 10-15-17 at Washington). TOUCHDOWNS—(none).

POSTSEASON																					
YEAR	TEAM	G-S	RECEIVING					RUSHING					SCORING								
			NO	YDS	AVG	LG	TD	ATT	YDS	AVG	LG	TD	TD	TD-R	TD-P	TD-Rt	2-PtC	PTS			
2019	San Francisco	0-0	DID NOT PLAY*					DID NOT PLAY*					DID NOT PLAY*								
2021	Cincinnati	4-0	0	0	—	—	0	—	—	—	—	—	0	0	0	0	0	1	2		
2022	Cincinnati	3-0	0	0	—	—	0	—	—	—	—	—	0	0	0	0	0	0			
S.F. TOTALS		0-0	0	0	—	—	0	—	—	—	—	—	—	—	—	—	—	—			
CIN. TOTALS		7-0	0	0	—	—	0	—	—	—	—	—	0	0	0	0	1	2			
CAREER		7-0	0	0	—	—	0	—	—	—	—	—	0	0	0	0	1	2			
YEAR	TEAM	SPECIAL TEAMS							KICKOFF RETURNS						PUNT RETURNS						
		ST	AT	TT	FF	FR-YDS	BP	BFG	BXP	NO	YDS	AVG	FC	LG	TD	NO	YDS	AVG	FC	LG	TD
2021	Cincinnati	—	—	—	—	—	—	—	—	0	0	—	0	—	0	6	76	12.7	5	20	0
2022	Cincinnati	—	—	—	—	—	—	—	—	1	**18	18.0	0	**16	0	5	39	7.8	3	14	0
CAREER		—	—	—	—	—	—	—	—	1	**18	18.0	0	16	0	11	115	10.5	8	20	0

* NOTE: Taylor was inactive for two regular-season games and on the Reserve/Injured list for 14 regular-season games and three postseason games with San Francisco in 2019.
 ** NOTE: In Cincinnati's AFC Championship at Kansas City on 1-29-23, Taylor received a lateral and gained two yards on a kickoff as time expired. While he was credited with two kickoff return yards, he was not credited with the return itself.

2022 REGULAR-SEASON GAME-BY-GAME

DATE	OPPONENT	RECEIVING					RUSHING					SPECIAL TEAMS							KICKOFF RETURNS						PUNT RETURNS						
		NO	YDS	AVG	LG	TD	ATT	YDS	AVG	LG	TD	ST	AT	TT	FF	FR-YDS	BP	BFG	BXP	NO	YDS	AVG	FC	LG	TD	NO	YDS	AVG	FC	LG	TD
9-11	PITTSBURGH	0	0	—	—	0	0	0	—	—	0	—	—	—	—	—	—	—	—	0	0	—	0	—	0	5	31	6.2	1	10	0
9-18	at Dallas	0	0	—	—	0	0	0	—	—	0	—	—	—	—	—	—	—	—	0	0	—	0	—	0	1	20	20.0	3	20	0
9-25	at N.Y. Jets	0	0	—	—	0	0	0	—	—	0	—	—	—	—	—	—	—	—	0	0	—	0	—	0	2	23	11.5	0	15	0
9-29	MIAMI	0	0	—	—	0	0	0	—	—	0	—	—	—	—	—	—	—	—	0	0	—	0	—	0	1	23	23.0	1	23	0
10-9	at Baltimore	0	0	—	—	0	0	0	—	—	0	—	—	—	—	—	—	—	—	0	0	—	0	—	0	0	0	—	2	—	0
10-16	at New Orleans	0	0	—	—	0	0	0	—	—	0	—	—	—	—	—	—	—	—	0	0	—	0	—	0	2	33	16.5	0	18	0
10-23	ATLANTA	0	0	—	—	0	0	0	—	—	0	—	—	—	—	—	—	—	—	0	0	—	0	—	0	3	40	13.3	2	21	0
10-31	at Cleveland	1	5	5.0	5	0	0	0	—	—	0	—	—	—	—	—	—	—	—	0	0	—	0	—	0	1	15	15.0	0	15	0
11-6	CAROLINA	2	14	7.0	9	0	3	18	6.0	9	0	0	0	0	3	52	17.3	2	27	0	0	0	0	0	2	15	7.5	0	9	0	
11-13	— BYE —	—	—	—	—	—	—	—	—	—	—	—	—	—	—	—	—	—	—	—	—	—	—	—	—	—	—	—	—	—	—
11-20	at Pittsburgh	1	1	1.0	1	0	0	0	—	—	0	—	—	—	—	—	—	—	—	0	0	—	0	—	0	4	22	5.5	2	11	0
11-27	at Tennessee	1	8	8.0	8	0	0	0	—	—	0	—	—	—	—	—	—	—	—	0	0	—	0	—	0	2	10	5.0	1	10	0
12-4	KANSAS CITY	0	0	—	—	0	1	-3	-3.0	-3	0	0	0	0	0	0	0	0	0	0	0	—	0	—	0	1	10	10.0	0	10	0
12-11	CLEVELAND	1	34	34.0	34	0	0	0	—	—	0	—	—	—	—	—	—	—	—	0	0	—	0	—	0	3	14	4.7	1	7	0
12-18	at Tampa Bay	0	0	—	—	0	0	0	—	—	0	—	—	—	—	—	—	—	—	0	0	—	0	—	0	0	0	—	1	—	0
12-24	at New England	0	0	—	—	0	0	0	—	—	0	—	—	—	—	—	—	—	—	0	0	—	0	—	0	3	35	11.7	2	18	0
1-2	BUFFALO	(GAME CANCELED)					(GAME CANCELED)					(GAME CANCELED)							(GAME CANCELED)												
1-8	BALTIMORE	0	0	—	—	0	0	0	—	—	0	—	—	—	—	—	—	—	—	0	0	—	0	—	0	2	12	6.0	1	9	0
TOTALS		6	62	10.3	34	0	4	15	3.8	9	0	—	—	—	—	—	—	—	—	2	15	7.0	0	9	0	33	340	10.3	19	27	0



TAYLOR-BRITT, CAM

CB #29

Height: 5-11
Weight: 202
College: Nebraska
Experience: 2nd-year player in 2023

2022 games-starts: 10-9
Career games-starts: 10-9
Born: 10-15-99
Hometown: Montgomery, Ala.
Acquired: D2'22

A Bengals second-round pick in 2022, Taylor-Britt shined as rookie, starting nine games in regular season and three in postseason ... Suffered abdomen injury during training camp that kept him on Reserve/Injured for first four games, then was inactive for two contests before making NFL debut Oct. 23 ... Posted 55 tackles (eighth on team) despite playing in just 10 games ... Also had six PDs and a FF in regular season ... Started Game 8 at Cleveland, then remained starter after Chidobe Awuzie suffered season-ending knee injury against Browns ... Played 199 of 202 defensive snaps during postseason, and sealed win in Divisional Playoff at Buffalo with first career INT late in fourth quarter ... Nickname is "Cam Juice," and considered a high-energy locker room addition.

Career transactions: Selected by Cincinnati in second round of 2022 NFL Draft (60th overall) ... Signed with Bengals on 5-20-22.

Pro career: 2022—Played in 10 regular-season games (nine starts at CB) as a rookie ... Spent first four games on Reserve/Injured list due to abdomen injury sustained in preseason, then was inactive in Games 5-6 ... Recorded 55 tackles (41 solos), with one TFL, a FF and six PDs ... Also contributed on special teams, seeing 19 snaps ... Made NFL debut on Oct. 23 vs. Atlanta, recording three solo tackles on 28 defensive snaps played ... Posted five tackles in first career start on Oct. 31 at Cleveland ... Led Bengals with season-high 12 tackles (nine solos) on Nov. 20 at Pittsburgh ... Recorded two PDs on Dec. 11 against Cleveland, with both coming in the fourth quarter to help seal Bengals win;

second PD was on fourth-and-goal from Cincinnati six-yard line, breaking up a pass from QB Deshaun Watson to WR Donovan Peoples-Jones ... Had nine tackles in regular-season finale vs. Baltimore, including a takedown of RB Kenyan Drake for one-yard loss on fourth-and-one in the second quarter ... Started all three postseason games at CB and recorded 11 tackles, one INT and three PDs ... In Divisional Playoff at Buffalo, posted six solo tackles and grabbed first career INT, picking off QB Josh Allen on a deep pass late in the fourth quarter to cement a Bengals victory.

College: Spent four seasons (2018-21) at Nebraska ... Played in 41 games with 28 starts (21 at CB, seven at S) ... Recorded 140 tackles (96 solo), with nine TFLs, 2.5 sacks, six INTs, 27 PDs, four FFs, two FRs and a blocked kick ... Also returned nine punts for 81 yards ... Named second-team All-Big Ten in junior and senior seasons ... Served as a team captain his senior season ... Ranked third nationally in FFs (four) as a sophomore in 2019.

High school/personal: Hometown is Montgomery, Ala. ... Attended Park Crossing High School in Montgomery, Ala. ... Played QB, WR and DB ... As a senior, he passed for 1466 yards and 16 TDs, while rushing for 1030 yards and 14 TDs ... Named first-team all-state as an athlete ... Volunteered his time with a number of outreach initiatives and events at Nebraska, including a Day of Service, Husker Heroes and local hospital visits ... Criminology and criminal justice major at Nebraska.

CAM TAYLOR-BRITT'S STATISTICS


YEAR	TEAM	G-S	DEFENSE							INTERCEPTIONS					SCORING				
			ST	AT	TT	SKS-YDS	PD	FF	FR-YDS	NO	YDS	AVG	LG	TD	TD	TD-IntRt	TD-FRRt	S	PTS
2022	Cincinnati	10-9	41	14	55	0-0	6	1	0-0	—	—	—	—	—	—	—	—	—	
CAREER		10-9	41	14	55	0-0	6	1	0-0	—	—	—	—	—	—	—	—	—	

POSTSEASON

YEAR	TEAM	G-S	DEFENSE							INTERCEPTIONS					SCORING				
			ST	AT	TT	SKS-YDS	PD	FF	FR-YDS	NO	YDS	AVG	LG	TD	TD	TD-IntRt	TD-FRRt	S	PTS
2022	Cincinnati	3-3	8	3	11	0-0	3	0	0-0	1	0	0.0	0	0	—	—	—	—	
CAREER		3-3	8	3	11	0-0	3	0	0-0	1	0	0.0	0	0	—	—	—	—	

2022 REGULAR-SEASON GAME-BY-GAME

DATE	OPPONENT	DEFENSE									INTERCEPTIONS				
		ST	AT	TT	SKS-YDS	INT-YDS	PD	FF	FR-YDS	NO	YDS	AVG	LG	TD	
9-11	PITTSBURGH														
9-18	at Dallas														
9-25	at N.Y. Jets														
9-29	MIAMI														
10-9	at Baltimore														
10-16	at New Orleans														
10-23	ATLANTA	3	0	3	0-0	0-0	0	0	0-0	—	—	—	—	—	
10-31	at Cleveland	4	1	5	0-0	0-0	0	0	0-0	—	—	—	—	—	
11-6	CAROLINA	2	0	2	0-0	0-0	0	0	0-0	—	—	—	—	—	
11-13	— BYE —														
11-20	at Pittsburgh	9	3	12	0-0	0-0	0	0	0-0	—	—	—	—	—	
11-27	at Tennessee	7	1	8	0-0	0-0	0	1	0-0	—	—	—	—	—	
12-4	KANSAS CITY	2	1	3	0-0	0-0	1	0	0-0	—	—	—	—	—	
12-11	CLEVELAND	5	1	6	0-0	0-0	2	0	0-0	—	—	—	—	—	
12-18	at Tampa Bay	2	1	3	0-0	0-0	0	0	0-0	—	—	—	—	—	
12-24	at New England	4	0	4	0-0	0-0	2	0	0-0	—	—	—	—	—	
1-2	BUFFALO														
1-8	BALTIMORE	3	6	9	0-0	0-0	1	0	0-0	—	—	—	—	—	
TOTALS		41	14	55	0-0	0-0	6	1	0-0	—	—	—	—	—	



TELL, MARVELL, III

CB #39

Height: 6-2
Weight: 198
College: Southern California
Experience: 2nd-year player in 2023

2022 games-starts: 0-0
Career games-starts: 13-1
Born: 8-2-96
Hometown: Pasadena, Calif.
Acquired: FA'22

A fifth-round draft pick of Indianapolis in 2019, Tell spent '22 campaign on Cincinnati's practice squad ... He played in 13 games with Colts as rookie in 2019 (one start), recording 22 tackles, five PDs and one FF ... Opted out of 2020 season due to COVID-19, then spent '21 season on Colts' practice squad ... First-team All-Pac-12 performer as junior at University of Southern California.

Career transactions: Selected by Indianapolis in fifth round of 2019 NFL Draft (144th overall) ... Signed with Colts on 5-13-19 ... Placed on Reserve/Opt-Out list on 8-5-20 (contract tolled) ... Waived by Colts on 9-1-21 ... Signed to Colts practice squad on 9-3-21 ... Colts practice squad contract expired on 1-17-22 ... Re-signed with Colts as free agent on 2-22-22 ... Waived by Colts on 8-30-22 ... Signed to Cincinnati practice squad on 9-1-22 ... Signed to Bengals roster on 1-31-23 (Reserve/Future).

Pro career: 2019—Played in 13 games (one start) as a rookie for Indianapolis ... Recorded 22 tackles (19 solos), five PDs and one FF ... Also had four special teams tackles ... Inactive for first three games, then made NFL debut on Sept. 29 vs. Oakland Raiders ... On Nov. 3 at Pittsburgh, posted four solo tackles, and forced a fumble in the fourth quarter that was recovered by Indianapolis ... Made first career start on Nov. 17 vs. Jacksonville, registering five solo tackles and three PD ... Added four more solo tackles on Nov. 21 at Houston. **2020**—Opted out of the season due to the COVID-19 pandemic. **2021**—Waived at final cuts by Indianapolis, then signed to the Colts' practice

squad, where he spent the entire season. **2022**—Waived by Indianapolis at final cuts ... Signed Sept. 1 to Cincinnati's practice squad, where he spent entire season ... Played in three preseason games for the Colts, recording nine defensive tackles and one special teams tackle.

College: Played four seasons (2015-18) at Southern California ... Started 29 of 37 career games, totaling 221 tackles (127 solos), with 5.5 TFLs and one sack, 18 PDs, five INTs (one pick-six), one FF, one FR and one blocked kick ... Served as a team captain his senior season and was All-Pac-12 honorable mention ... Earned first-team All-Pac-12 honors as a junior, when he started all 14 games and had 85 tackles, including 2.5 for losses with one sack, to go with five PDs, three INTs and a FR.

High school/personal: Hometown is Pasadena, Calif. ... Attended Crespi High School in Encino, Calif. ... Played safety and wide receiver ... Tallied 54 tackles (five TFLs), eight PDs and one INT, while also catching 15 passes for 251 yards and three TDs as a senior ... Majored in real estate development at Southern California ... Did a summer internship with Westar Associates (real estate developer) while in college ... Father, Marvell Tell II, worked in real estate business.

NOTE ABOUT NFL EXPERIENCE: Tell did not earn an accrued year of experience toward NFL free agency in 2020, '21 or '22.

MARVELL TELL III'S STATISTICS

YEAR	TEAM	G-S	DEFENSE							INTERCEPTIONS					SCORING				
			ST	AT	TT	SKS-YDS	PD	FF	FR-YDS	NO	YDS	AVG	LG	TD	TD	TD-IntRt	TD-FRRt	S	PTS
2019	Indianapolis	13-1	19	3	22	0-0	5	1	0-0	—	—	—	—	—	—	—	—	—	
2020	Indianapolis	0-0	DID NOT PLAY*							DID NOT PLAY*					DID NOT PLAY*				
2021	Indianapolis	0-0	DID NOT PLAY*							DID NOT PLAY*					DID NOT PLAY*				
2022	Cincinnati	0-0	DID NOT PLAY*							DID NOT PLAY*					DID NOT PLAY*				
IND. TOTALS		13-1	19	3	22	0-0	5	1	0-0	—	—	—	—	—	—	—	—	—	
CIN. TOTALS		0-0	0	0	0	0-0	0	0	0-0	—	—	—	—	—	—	—	—	—	
CAREER		13-1	19	3	22	0-0	5	1	0-0	—	—	—	—	—	—	—	—	—	

YEAR	TEAM	SPECIAL TEAMS							KICKOFF RETURNS						PUNT RETURNS						
		ST	AT	TT	FF	FR-YDS	BP	BFG	BXP	NO	YDS	AVG	FC	LG	TD	NO	YDS	AVG	FC	LG	TD
2019	Indianapolis	4	0	4	0	0-0	0	0	0	—	—	—	—	—	—	—	—	—	—	—	—
CAREER		4	0	4	0	0-0	0	0	0	—	—	—	—	—	—	—	—	—	—	—	—

POSTSEASON

YEAR	TEAM	G-S	DEFENSE							INTERCEPTIONS					SCORING						
			ST	AT	TT	SKS-YDS	PD	FF	FR-YDS	NO	YDS	AVG	LG	TD	TD	TD-IntRt	TD-FRRt	S	PTS		
2020	Indianapolis	0-0	DID NOT PLAY*							DID NOT PLAY*					DID NOT PLAY*						
2022	Cincinnati	0-0	DID NOT PLAY*							DID NOT PLAY*					DID NOT PLAY*						
CAREER		0-0	0	0	0	0-0	0	0	0-0	—	—	—	—	—	—	—	—	—	—	—	—

* NOTE: Tell was on the Reserve/Opt-Out list for 16 regular-season games and one postseason game with Indianapolis in 2020. In 2021, he was on the practice squad for 17 regular-season games with Indianapolis. In 2022, Tell was on the practice squad for 16 regular-season games and three postseason games with Cincinnati.



THOMAS, MICHAEL J.

S #31

Height: 5-11
Weight: 192
College: Stanford
Experience: 10th-year player in 2023

2022 games-starts: 16-0
Career games-starts: 121-34
Born: 3-17-90
Hometown: Houston, Texas
Acquired: FA'21

A respected locker room leader who completed his ninth NFL season in 2022 ... Has been a team captain seven times on four different teams, including with the Bengals in '22 ... A key special teams contributor since joining Cincinnati in October 2021, he has played 431 ST snaps in 24 regular-season games with the Bengals ... Had 10 tackles on special teams in '22 regular season (third on team) ... Enters 2023 with 129 games of NFL experience, including playoffs ... Spent five games on Cincinnati's practice squad after signing in 2021, then joined active roster in November ... Played for four teams prior to Bengals — San Francisco, Miami, the N.Y. Giants and Houston ... Has previous experience with Bengals defensive coordinator Lou Anarumo, who was his position coach with the Dolphins (2013-17) and Giants ('18) ... Originally a college free agent signee of the 49ers in 2012, and was on the practice squad during their run to the Super Bowl that season ... Was Walter Payton NFL Man of the Year nominee for his hometown Houston Texans in 2020.

Career transactions: Signed with San Francisco as college free agent on 5-2-12 ... Waived by 49ers on 8-31-12 ... Signed to 49ers practice squad on 9-2-12 ... 49ers practice squad contract expired on 2-11-13 ... Re-signed with 49ers as free agent on 2-11-13 ... Waived by 49ers on 8-31-13 ... Signed to 49ers practice squad on 9-2-13 ... Signed by Miami off 49ers practice squad on 12-10-13 ... Received tender offer from Dolphins on 3-10-15 ... Re-signed with Dolphins as exclusive rights player on 5-1-15 ... Received tender offer from Dolphins on 3-3-16 ... Re-signed with Dolphins as exclusive rights player on 7-29-16 ... Received tender offer from Dolphins on 3-8-17 ... Dolphins contract expired on 3-9-17; became restricted free agent ... Re-signed with Dolphins on 4-17-17 ... Dolphins contract expired on 3-14-18; became unrestricted free agent ... Signed with N.Y. Giants as unrestricted free agent on 3-26-18 ... Giants contract expired on 3-18-20; became unrestricted free agent ... Signed with Houston as unrestricted free agent on 4-28-20 ... Texans contract expired on 3-17-21; became unrestricted free agent ... Not asked to re-sign; became free agent on 5-3-21 ... Signed to Cincinnati practice squad on 10-5-21 ... Signed to Bengals roster on 11-15-21 ... Bengals contract expired on 3-16-22; became unrestricted free agent ... Re-signed with Bengals as unrestricted free agent on 3-17-22 ... Contract terminated by Bengals on 8-31-22 ... Re-signed with Bengals as free agent on 9-2-22.

Pro career: **2012**—Spent entire rookie season on San Francisco's practice squad, as the 49ers won the NFC Championship and reached the Super Bowl. **2013**—Spent first 14 weeks of the season on San Francisco's practice squad, before being signed by Miami and playing in the Dolphins' final three games ... Totaled two tackles, an INT and a PD on defense, and one tackle on special teams ... Made NFL debut on Dec. 15 vs. New England, and also recorded his first career INT — on fourth down from the Miami 14 with seven seconds remaining in the game, he picked off Tom Brady in the end zone to secure a four-point Dolphins win; the performance earned him AFC Defensive Player of the Week honors. **2014**—Played in eight games (two starts) for Miami ... Posted eight tackles on defense and nine on special teams (second on team). **2015**—Played in all 16 regular-season games (career-high 13 starts) and one playoff game (start) for Miami ... Tied fourth on defense in tackles (71), and led team in special teams tackles (10) ... In AFC Wild Card Playoff at Pittsburgh, had six tackles, an INT and rushed three yards for a first down on a fake punt to extend what became a Dolphins FG drive. **2016**—Played in all 16 games (eight starts) for Miami ... Team captain ... Totaled 39 tackles, a sack, a PD, a FF and a

FR ... His 16 special teams tackles not only led the Dolphins, but also the entire NFL ... Also had a FF on special teams ... On Sept. 18 at New England, recorded a strip sack of Patriots QB Jacoby Brissett in the fourth quarter. **2017**—Played in 13 games (two starts) for Miami ... Had 16 tackles and a PD on defense, and seven tackles (second on team) on special teams. **2018**—Played in all 16 games (six starts) for the N.Y. Giants ... Had 47 tackles, a sack, two INTs and six PDs on defense, and a team-high nine tackles and a FF on special teams. **2019**—Played in all 16 games (two starts) for the Giants ... Posted 40 tackles and three PDs on defense, and five tackles (second on team) and a blocked punt on special teams ... Blocked punt came on Oct. 20 vs. Arizona; the Giants recovered the punt in the end zone for a TD. **2020**—Played in nine games for his hometown Houston Texans ... Suffered season-ending right pectoral injury, and spent the final seven games on Reserve/Injured ... Totaled 13 tackles on defense and two on special teams ... Recovered a blocked FG at the Texans' 27-yard line on Oct. 18 at Tennessee ... Recovered an onside kick on Oct. 25 vs. the Green Bay Packers ... Texans' 2020 nominee for Walter Payton NFL Man of the Year. **2021**—Signed with Cincinnati on Oct. 5 and went on to play in eight regular-season games (one start) and all four postseason games, as Bengals won AFC Championship and advanced to Super Bowl LVI ... Spent five games on Cincinnati's practice squad (did not play) after signing, then joined active roster following season-ending injury to Bengals S Brandon Wilson ... Had 12 tackles and a PD on defense, along with six tackles on special teams (tied for second on team) ... Lone start came in season finale at Cleveland, as Bengals' regular starters rested for playoffs, and he posted eight tackles on defense ... Played 72 snaps on special teams in postseason and had three ST tackles ... Had one special teams tackle in punt coverage in Super Bowl LVI vs. L.A. Rams. **2022**—Team captain who played in all 16 regular-season games and all three postseason contests as core special teams contributor ... Saw action on 66.7 percent (289 of 433) of special teams snaps in regular season, third-most on the team ... Posted 10 tackles on special teams ... Also played 25 defensive snaps as reserve S, recording two tackles ... Logged three special teams stops Nov. 27 at Tennessee ... Played 47 snaps on special teams in postseason (no statistics).

College: Spent four seasons (2008-11) at Stanford University ... Played in 51 career games (24 starts), and totaled 189 tackles, five INTs, 12.5 TFLs, 2.5 sacks, 30 PDs, three FFs and two FRs.

High school/personal: Hometown is Houston, Texas ... Attended Nimitz High School in Houston, where he played QB ... Was a high school rival of future Stanford teammate and close friend Andrew Luck, and was 2-2 against Luck's teams at Stratford High School ... In 2020, was awarded the Ira D. Hall award by Stanford University for his "extraordinary commitment to social justice, community organizing, and public service in a local, national, and/or global context" ... In 2015, while with the Dolphins, he was awarded the key to the city of Fort Pierce, Fla. by Mayor Linda Hudson for his involvement in the community ... Hosts an annual "Camp Mike T" in Houston; the weekend camp focuses on leadership, academics and athletics, and includes discussions on SAT/ACT prep, financial literacy and athlete activism ... Sociology major at Stanford ... He and his wife, Gloria, have three children.

NOTE ABOUT NFL EXPERIENCE: Thomas did not earn an accrued year of experience toward NFL free agency in 2012 or '13.

MICHAEL J. THOMAS' STATISTICS

YEAR	TEAM	G-S	DEFENSE						INTERCEPTIONS					SCORING				
			ST	AT	TT	SKS-YDS	PD	FF	FR-YDS	NO	YDS	AVG	LG	TD	TD	TD-IntRt	TD-FRRt	S
2012	San Francisco	0-0	DID NOT PLAY*						DID NOT PLAY*					DID NOT PLAY*				
2013	San Francisco	0-0	DID NOT PLAY*						DID NOT PLAY*					DID NOT PLAY*				
	Miami	3-0	2	0	2	0-0	2	0	0-0	1	0	0.0	0	0	—	—	—	—
2014	Miami	8-2	6	2	8	0-0	0	0	0-0	0	0	—	—	0	—	—	—	—
2015	Miami	16-13	56	15	71	0-0	2	0	0-0	0	0	—	—	0	—	—	—	—
2016	Miami	16-8	27	12	39	1-14	1	1	0-0	0	0	—	—	0	—	—	—	—
2017	Miami	13-2	9	7	16	0-0	1	0	0-0	0	0	—	—	0	—	—	—	—
2018	N.Y. Giants	16-6	32	15	47	1-8	6	0	0-0	2	26	13.0	26	0	—	—	—	—
2019	N.Y. Giants	16-2	28	12	40	0-0	3	0	0-0	0	0	—	—	0	—	—	—	—
2020	Houston	9-0	6	7	13	0-0	0	0	0-0	0	0	—	—	0	—	—	—	—
2021	Cincinnati	8-1	7	5	12	0-0	1	0	0-0	0	0	—	—	0	—	—	—	—
2022	Cincinnati	16-0	1	1	2	0-0	0	0	0-0	0	0	—	—	0	—	—	—	—
S.F. TOTALS		0-0	0	0	0	0-0	0	0	0-0	0	0	—	—	0	—	—	—	—
MIA. TOTALS		56-25	100	36	136	1-14	6	1	0-0	1	0	0.0	0	0	—	—	—	—
NYG TOTALS		32-8	60	27	87	1-8	9	0	0-0	2	26	13.0	26	0	—	—	—	—
HOU. TOTALS		9-0	6	7	13	0-0	0	0	0-0	0	0	—	—	0	—	—	—	—
CIN. TOTALS		24-1	8	6	14	0-0	1	0	0-0	0	0	—	—	0	—	—	—	—
CAREER		121-34	174	76	250	2-22	16	1	0-0	3	26	8.7	26	0	—	—	—	—

YEAR	TEAM	SPECIAL TEAMS								KICKOFF RETURNS						PUNT RETURNS					
		ST	AT	TT	FF	FR-YDS	BP	BFG	BXP	NO	YDS	AVG	FC	LG	TD	NO	YDS	AVG	FC	LG	TD
2013	Miami	1	0	1	0	0-0	0	0	0	0	0	—	0	—	0	—	—	—	—	—	
2014	Miami	9	1	10	0	0-0	0	0	0	0	0	—	0	—	0	—	—	—	—	—	
2015	Miami	10	4	14	0	0-0	0	0	0	0	0	—	0	—	0	—	—	—	—	—	
2016	Miami	16	3	19	1	0-0	0	0	0	0	0	—	0	—	0	—	—	—	—	—	
2017	Miami	7	4	11	0	0-0	0	0	0	0	0	—	0	—	0	—	—	—	—	—	
2018	N.Y. Giants	9	3	12	1	0-0	0	0	0	1	4	4.0	0	4	0	—	—	—	—	—	
2019	N.Y. Giants	5	2	7	0	0-0	1	0	0	0	0	—	0	—	0	—	—	—	—	—	
2020	Houston	2	1	3	0	0-0	0	0	0	0	0	—	0	—	0	—	—	—	—	—	
2021	Cincinnati	2	4	6	0	0-0	0	0	0	0	0	—	0	—	0	—	—	—	—	—	
2022	Cincinnati	4	6	10	0	0-0	0	0	0	0	0	—	0	—	0	—	—	—	—	—	
MIA. TOTALS		43	12	55	1	0-0	0	0	0	0	0	—	0	—	0	—	—	—	—	—	
NYG TOTALS		14	5	19	1	0-0	1	0	0	1	4	4.0	0	4	0	—	—	—	—	—	
HOU. TOTALS		2	1	3	0	0-0	0	0	0	0	0	—	0	—	0	—	—	—	—	—	
CIN. TOTALS		6	10	16	0	0-0	0	0	0	0	0	—	0	—	0	—	—	—	—	—	
CAREER		65	28	93	2	0-0	1	0	0	1	4	4.0	0	4	0	—	—	—	—	—	

POSTSEASON

YEAR	TEAM	G-S	DEFENSE						INTERCEPTIONS					SCORING					
			ST	AT	TT	SKS-YDS	PD	FF	FR-YDS	NO	YDS	AVG	LG	TD	TD	TD-IntRt	TD-FRRt	S	PTS
2012	San Francisco	0-0	DID NOT PLAY*						DID NOT PLAY*					DID NOT PLAY*					
2016	Miami	1-1	3	3	6	0-0	1	0	0-0	1	16	16.0	16	0	—	—	—	—	—
2021	Cincinnati	4-0	0	0	0	0-0	0	0	0-0	0	0	—	—	0	—	—	—	—	—
2022	Cincinnati	3-0	0	0	0	0-0	0	0	0-0	0	0	—	—	0	—	—	—	—	—
S.F. TOTALS		0-0	0	0	0	0-0	0	0	0-0	0	0	—	—	0	—	—	—	—	—
MIA. TOTALS		1-1	3	3	6	0-0	1	0	0-0	1	16	16.0	16	0	—	—	—	—	—
CIN. TOTALS		7-0	0	0	0	0-0	0	0	0-0	0	0	—	—	0	—	—	—	—	—
CAREER		8-1	3	3	6	0-0	1	0	0-0	1	16	16.0	16	0	—	—	—	—	—

YEAR	TEAM	SPECIAL TEAMS								KICKOFF RETURNS						PUNT RETURNS					
		ST	AT	TT	FF	FR-YDS	BP	BFG	BXP	NO	YDS	AVG	FC	LG	TD	NO	YDS	AVG	FC	LG	TD
2021	Cincinnati	3	0	3	0	0-0	0	0	0	—	—	—	—	—	—	—	—	—	—	—	
CAREER		3	0	3	0	0-0	0	0	0	—	—	—	—	—	—	—	—	—	—	—	

RUSHING

YEAR	TEAM	ATT	YDS	AVG	LG	TD
2016	Miami	1	3	3.0	3	0
CAREER		1	3	3.0	3	0

* NOTE: Thomas was on the practice squad for 16 regular-season games and three postseason games with San Francisco in 2012. In 2013 with San Francisco, he was on the practice squad for 13 regular-season games.

2022 REGULAR-SEASON GAME-BY-GAME

DATE	OPPONENT	DEFENSE								INTERCEPTIONS				
		ST	AT	TT	SKS-YDS	INT-YDS	PD	FF	FR-YDS	NO	YDS	AVG	LG	TD
9-11	PITTSBURGH	0	0	0	0-0	0-0	0	0	0-0	—	—	—	—	—
9-18	at Dallas	0	0	0	0-0	0-0	0	0	0-0	—	—	—	—	—
9-25	at N.Y. Jets	0	0	0	0-0	0-0	0	0	0-0	—	—	—	—	—
9-29	MIAMI	0	0	0	0-0	0-0	0	0	0-0	—	—	—	—	—
10-9	at Baltimore	0	0	0	0-0	0-0	0	0	0-0	—	—	—	—	—
10-16	at New Orleans	0	0	0	0-0	0-0	0	0	0-0	—	—	—	—	—
10-23	ATLANTA	0	0	0	0-0	0-0	0	0	0-0	—	—	—	—	—
10-31	at Cleveland	0	0	0	0-0	0-0	0	0	0-0	—	—	—	—	—
11-6	CAROLINA	1	1	2	0-0	0-0	0	0	0-0	—	—	—	—	—
11-13	— BYE —													
11-20	at Pittsburgh	0	0	0	0-0	0-0	0	0	0-0	—	—	—	—	—
11-27	at Tennessee	0	0	0	0-0	0-0	0	0	0-0	—	—	—	—	—
12-4	KANSAS CITY	0	0	0	0-0	0-0	0	0	0-0	—	—	—	—	—
12-11	CLEVELAND	0	0	0	0-0	0-0	0	0	0-0	—	—	—	—	—
12-18	at Tampa Bay	0	0	0	0-0	0-0	0	0	0-0	—	—	—	—	—
12-24	at New England	0	0	0	0-0	0-0	0	0	0-0	—	—	—	—	—
1-2	BUFFALO				(GAME CANCELED)				(GAME CANCELED)					
1-8	BALTIMORE	0	0	0	0-0	0-0	0	0	0-0	—	—	—	—	—
TOTALS		1	1	2	0-0	0-0	0	0	0-0	—	—	—	—	—

DATE	OPPONENT	SPECIAL TEAMS							KICKOFF RETURNS						PUNT RETURNS						
		ST	AT	TT	FF	FR-YDS	BP	BFG	BXP	NO	YDS	AVG	FC	LG	TD	NO	YDS	AVG	FC	LG	TD
9-11	PITTSBURGH	0	0	0	0	0-0	0	0	0	—	—	—	—	—	—	—	—	—	—	—	—
9-18	at Dallas	0	0	0	0	0-0	0	0	0	—	—	—	—	—	—	—	—	—	—	—	—
9-25	at N.Y. Jets	1	0	1	0	0-0	0	0	0	—	—	—	—	—	—	—	—	—	—	—	—
9-29	MIAMI	0	0	0	0	0-0	0	0	0	—	—	—	—	—	—	—	—	—	—	—	—
10-9	at Baltimore	0	0	0	0	0-0	0	0	0	—	—	—	—	—	—	—	—	—	—	—	—
10-16	at New Orleans	1	0	1	0	0-0	0	0	0	—	—	—	—	—	—	—	—	—	—	—	—
10-23	ATLANTA	0	0	0	0	0-0	0	0	0	—	—	—	—	—	—	—	—	—	—	—	—
10-31	at Cleveland	0	1	1	0	0-0	0	0	0	—	—	—	—	—	—	—	—	—	—	—	—
11-6	CAROLINA	0	1	1	0	0-0	0	0	0	—	—	—	—	—	—	—	—	—	—	—	—
11-13	— BYE —																				
11-20	at Pittsburgh	0	0	0	0	0-0	0	0	0	—	—	—	—	—	—	—	—	—	—	—	—
11-27	at Tennessee	1	2	3	0	0-0	0	0	0	—	—	—	—	—	—	—	—	—	—	—	—
12-4	KANSAS CITY	0	1	1	0	0-0	0	0	0	—	—	—	—	—	—	—	—	—	—	—	—
12-11	CLEVELAND	0	0	0	0	0-0	0	0	0	—	—	—	—	—	—	—	—	—	—	—	—
12-18	at Tampa Bay	0	0	0	0	0-0	0	0	0	—	—	—	—	—	—	—	—	—	—	—	—
12-24	at New England	1	1	2	0	0-0	0	0	0	—	—	—	—	—	—	—	—	—	—	—	—
1-2	BUFFALO					(GAME CANCELED)				(GAME CANCELED)						(GAME CANCELED)					
1-8	BALTIMORE	0	0	0	0	0-0	0	0	0	—	—	—	—	—	—	—	—	—	—	—	—
TOTALS		4	6	10	0	0-0	0	0	0	—	—	—	—	—	—	—	—	—	—	—	—



TRAHAN, CHRISTIAN

TE #85

Height: 6-2
Weight: 256
College: Houston
Experience: Rookie in 2023

2022 games-starts: 0-0
Career games-starts: 0-0
Born: 10-22-98
Hometown: Sulphur, La.
Acquired: CFA'23

A notable pass-blocking TE with 53 games of college experience, Trahan joined the Bengals as a college free agent in May ... Spent five seasons (2018-22) at the University of Houston, where he amassed 1185 receiving yards while also used heavily in blocking roles as well as on special teams ... Elected a team captain in 2022 ... A native of Sulphur, La. (midway between Houston and New Orleans).

Career transactions: Signed with Cincinnati as college free agent on 5-12-23.

College: Spent five seasons (2018-22) at Houston ... Played in 55 games with 35 starts ... Caught 105 passes for 1185 yards (11.4 average) and seven TDs. **2022**—Played in all 13 games, starting 10 at TE ... Named a team captain ... Caught 23 passes for 237 yards (10.3 avg.) and three TDs ... Had a TD reception in three of final four regular-season games ... Had season-high six grabs for 48 yards and a TD on Nov. 19 at East Carolina ... Played 56 special teams snaps ... Recovered an onside kick with 1:14 remaining that led to comeback win at Memphis on Oct. 7. **2021**—Played in 13 games with 11 starts ... Posted career-high 37 receptions for 398 yards and two TDs ... Came down with four grabs for 65 yards on Sept. 25 vs. Navy ... Caught six passes for 68 yards, including a two-yard TD in the first quarter to give Houston the lead, on

Oct. 23 vs. East Carolina. **2020**—Played in all eight games with three starts in season that was shortened due to COVID-19 pandemic ... Ranked third on the team in receptions (22) and receiving yards (294), while adding three receiving TDs ... Had three catches for 69 yards with a 20-yard TD on Oct. 16 vs. Brigham Young ... Caught five passes for 88 yards and a TD in New Mexico Bowl vs. Hawaii on Dec. 24. **2019**—Played in 12 games, starting 11 ... Caught 22 passes for 244 receiving yards and one TD ... Ranked third on team in receptions and fourth in yards ... Had two catches for 15 yards, including a six-yard TD reception in the fourth quarter on Oct. 13 vs. Cincinnati ... Grabbed three catches for 71 yards, including a 31-yarder on Oct. 24 vs. Southern Methodist. **2018**—Saw action in nine games, primarily on special teams, as a true freshman ... Recorded first career reception and lone catch of season on Dec. 22, a 13-yarder vs. Army.

High school: Attended Sulphur High School in Sulphur, La. ... Named the 2017 3-5A District Offensive MVP ... Earned first-team all-district honors in three straight seasons (2015-17) ... 2016 Louisiana All-Southwest first team selection.

Personal: Hometown is Sulphur, La. ... Graduated from Houston with a degree in science in retailing and consumer science.



TUFELE, JAY

DT #97

Height: 6-3
Weight: 305
College: Southern California
Experience: 3rd-year player in 2023

2022 games-starts: 7-2
Career games-starts: 11-2
Born: 7-25-99
Hometown: Salt Lake City, Utah
Acquired: W(Jax.)'22

Cincinnati acquired Tufele on waivers from Jacksonville prior to 2022 regular season, adding valuable depth on defensive line ... Played seven games for Bengals during regular season with two starts, tallying 16 tackles (six solos) with two for losses ... Two starts came at NT in Weeks 8-9, when DJ Reader was working his way back from knee injury ... Also saw action in Wild Card Playoff win over Baltimore ... A fourth-round draft pick by Jacksonville in 2021, he played in four games for Jaguars as rookie and registered two tackles.

Career transactions: Selected by Jacksonville in fourth round of 2021 NFL Draft (106th overall) ... Signed by Jaguars on 5-21-21 ... Waived by Jaguars on 8-30-22 ... Acquired by Cincinnati on waivers from the Jaguars on 8-31-22.

Pro career: 2021—Played in four games as a rookie for Jacksonville ... Recorded two tackles (one solo) ... Placed on Reserve/Injured due to a hand injury and missed five games (Oct. 31-Nov. 28) ... Made NFL debut on Oct. 10 vs. Tennessee ... Returned to the active roster and logged first career assisted tackle on Dec. 5 at the L.A. Rams ... Missed Jan. 2 contest at New England after being placed on the Reserve/COVID-19 list ... Played eight defensive snaps and had a solo tackle on Jan. 9 vs. Indianapolis. **2022**—Played in seven games (two starts at NT) and one postseason game in first Bengals season ... Inactive for

five games ... Active/DNP (coaches' decision) in four games ... Waived by Jacksonville at final cuts, then signed with Cincinnati on Aug. 31 ... Recorded 16 tackles (six solos) with two TFLs for the Bengals ... Made season debut on Oct. 16 at New Orleans, tallying six stops with a TFL; brought down RB Alvin Kamara for two-yard loss in the fourth quarter ... Started at NT in Game 8 at Cleveland and Game 9 vs. Carolina ... Played five defensive snaps in Wild Card Playoff against Baltimore, and recorded two assisted tackles.

College: Played two seasons at Southern California (2018-19) ... Redshirted his freshman year in 2017, then opted out of his junior season in 2020 to prepare for the NFL Draft ... Played in 25 career games (18 starts), and posted 65 tackles (36 solos), with 7.5 sacks and 11 TFLs, while also recording one PD, one FF and one FR ... Earned first-team All-Pac-12 honors in 2019, after receiving second-team recognition in '18 ... Returned a fumble 48 yards for a TD at Utah in 2018.

High school/personal: Hometown is Salt Lake City, Utah ... Attended Bingham High School in South Jordan, Utah ... Missed his 2016 senior season due to a foot injury ... Recorded 57 tackles with 10.5 sacks as a junior in 2015 ... Also played rugby ... Majored in sociology at Southern California ... Last name is pronounced "too-FELL-ay."

JAY TUFELE'S STATISTICS

YEAR	TEAM	G-S	DEFENSE							INTERCEPTIONS					SCORING				
			ST	AT	TT	SKS-YDS	PD	FF	FR-YDS	NO	YDS	AVG	LG	TD	TD	TD-IntRt	TD-FRRt	S	PTS
2021	Jacksonville	4-0	1	1	2	0-0	0	0	0-0	—	—	—	—	—	—	—	—	—	—
2022	Cincinnati	7-2	6	10	16	0-0	0	0	0-0	—	—	—	—	—	—	—	—	—	—
JAX. TOTALS		4-0	1	1	2	0-0	0	0	0-0	—	—	—	—	—	—	—	—	—	—
CIN. TOTALS		7-2	6	10	16	0-0	0	0	0-0	—	—	—	—	—	—	—	—	—	—
CAREER		11-2	7	11	18	0-0	0	0	0-0	—	—	—	—	—	—	—	—	—	—

POSTSEASON

YEAR	TEAM	G-S	DEFENSE							INTERCEPTIONS					SCORING				
			ST	AT	TT	SKS-YDS	PD	FF	FR-YDS	NO	YDS	AVG	LG	TD	TD	TD-IntRt	TD-FRRt	S	PTS
2022	Cincinnati	1-0	0	2	2	0-0	0	0	0-0	—	—	—	—	—	—	—	—	—	—
CAREER		1-0	0	2	2	0-0	0	0	0-0	—	—	—	—	—	—	—	—	—	—

2022 REGULAR-SEASON GAME-BY-GAME

DATE	OPPONENT	DEFENSE									INTERCEPTIONS				
		ST	AT	TT	SKS-YDS	INT-YDS	PD	FF	FR-YDS	NO	YDS	AVG	LG	TD	
9-11	PITTSBURGH														
9-18	at Dallas														
9-25	at N.Y. Jets														
9-29	MIAMI														
10-9	at Baltimore														
10-16	at New Orleans	2	4	6	0-0	0-0	0	0	0-0	—	—	—	—	—	
10-23	ATLANTA	3	3	6	0-0	0-0	0	0	0-0	—	—	—	—	—	
10-31	at Cleveland	0	0	0	0-0	0-0	0	0	0-0	—	—	—	—	—	
11-6	CAROLINA	1	1	2	0-0	0-0	0	0	0-0	—	—	—	—	—	
11-13	— BYE —														
11-20	at Pittsburgh	0	2	2	0-0	0-0	0	0	0-0	—	—	—	—	—	
11-27	at Tennessee	0	0	0	0-0	0-0	0	0	0-0	—	—	—	—	—	
12-4	KANSAS CITY														
12-11	CLEVELAND														
12-18	at Tampa Bay	0	0	0	0-0	0-0	0	0	0-0	—	—	—	—	—	
12-24	at New England														
1-2	BUFFALO														
1-8	BALTIMORE														
TOTALS		6	10	16	0-0	0-0	0	0	0-0	—	—	—	—	—	



TUPOU, JOSH

DT #68

Height: 6-3
Weight: 340
College: Colorado
Experience: 6th-year player in 2023

2022 games-starts: 11-6
Career games-starts: 51-22
Born: 5-2-94
Hometown: Long Beach, Calif.
Acquired: CFA'17

At 6-3, 345 pounds, Tupou has been a reliable run-stuffing DT since joining the Bengals as a college free agent in 2017 ... Played in 11 regular-season games (six starts) in 2022, seeing action on 26.3 percent of defensive snaps, and had 19 tackles (two for losses) ... Missed five games mid-season with a calf injury, but returned to final five regular-season contests and all three postseason games ... Added six tackles the postseason, including three in AFC Championship at Kansas City ... Played in seven total games with no starts in first two pro seasons, but has since played in 49 contests (23 starts), including postseason ... Spent rookie season (2017) on back end of roster/practice squad, pectoral injury limited him to six games in '18, then carved out a regular role on defense in '19 and played in every game ... Opted out of 2020 season due to COVID-19.

Career transactions: Signed with Cincinnati as college free agent on 5-5-17 ... Waived by Bengals on 9-2-17 ... Signed to Bengals practice squad on 9-3-17 ... Signed to Bengals roster on 11-11-17 ... Waived by Bengals on 11-21-17 ... Signed to Bengals practice squad on 11-22-17 ... Signed to Bengals roster on 12-6-17 ... Received tender offer from Bengals on 3-8-19 ... Bengals contract expired on 3-13-19; became exclusive rights player ... Re-signed with Bengals as exclusive rights player on 3-21-19 ... Received tender offer from Bengals on 3-16-20 ... Bengals contract expired on 3-18-20; became restricted free agent ... Re-signed with Bengals as restricted free agent on 5-1-20 ... Placed on Reserve/Opt-Out list on 8-3-20 (contract tolled) ... Bengals contract expired on 3-16-22; became unrestricted free agent ... Re-signed with Bengals as unrestricted free agent on 3-17-22.

Pro career: 2017—Played in one game as a rookie ... Was on Cincinnati's practice squad for Games 1-8, 11 and 12 ... Inactive for Games 10, 13-16 (coaches' decisions) ... Made NFL debut on Nov. 12 at Tennessee (no statistics). **2018**—Played in six games, and totaled nine tackles ... Inactive Games 1-2, 5 and 7 ... Had a season-high five tackles on Nov. 11 vs. New Orleans ... Placed on Reserved/Injured list on Nov. 22 with pectoral injury. **2019**—Played in all 16 games (seven starts) ... Totaled 27 tackles and a FF ... Recorded seven tackles on Nov. 17 at Oakland, and forced a fumble (Bengals

recovered) on Raiders RB Josh Jacobs inside the red zone in the first quarter. **2020**—Did not play ... Placed on Reserve/Opt-Out list on Aug. 3. **2021**—Played in 17 regular-season games (nine starts) and two postseason games (one start) for Cincinnati ... Saw action on 36.5 percent (410 of 1124) defensive snaps during regular season, and had 12 tackles ... Helped Cincinnati rank fifth leaguewide in rushing defense (102.5 yards per game) during the regular season ... Posted three tackles on Oct. 10 vs. Green Bay ... Suffered right knee injury in season finale at Cleveland, causing him to miss Wild Card Playoff vs. Las Vegas ... Started as a second DT in Divisional Playoff at Tennessee, but knee injury limited him to just five snaps (no statistics) ... Played 21 defensive snaps in Super Bowl LVI vs. L.A. Rams (no stats). **2022**—Played in 11 regular-season games for Cincinnati, with six starts (three as second DT, three at NT) ... Started five consecutive games (Game 2-6) ... Inactive for five games (Games 7-11) due to a left calf injury ... Totaled 19 tackles (eight solos), with two sacks and two TFLs ... Had three solo tackles on Sept. 29 vs. Miami, including a 10-yard sack of QB Tua Tagovailoa in the second quarter ... Sacked Patriots QB Mac Jones for loss of 10 yards in the third quarter on Dec. 24 at New England ... Saw action on 62 defensive snaps in three postseason games, recording six tackles.

College: Played four seasons (2012-14 and '16) at University of Colorado, with redshirt year in '15 ... Played 46 career games, with 45 starts ... Started all 14 games as fifth-year senior in 2016 and helped Colorado field one of college football's top defenses (ranked No. 13 nationally, giving up just 323.8 yards per game) ... Totaled 49 tackles, including seven TFLs, with 1.5 sacks.

High school/personal: Hometown is Long Beach, Calif. (Greater Los Angeles) ... Graduated from Buena Park High School, where as a senior he totaled 78 tackles, with five sacks and four FFs ... Played both G and DT at Buena Park ... Communications major at Colorado ... Uncle, Viliami Maumau, played at Colorado from 1994-97 and in the NFL with the Denver Broncos ... Last name is pronounced "TEW-po."

NOTE ABOUT NFL EXPERIENCE: Tupou did not earn an accrued year of experience toward NFL free agency in 2020.

JOSH TUPOU'S STATISTICS

YEAR	TEAM	G-S	DEFENSE							INTERCEPTIONS					SCORING				
			ST	AT	TT	SKS-YDS	PD	FF	FR-YDS	NO	YDS	AVG	LG	TD	TD	TD-IntRt	TD-FRRt	S	PTS
2017	Cincinnati	1-0	0	0	0	0-0	0	0	0-0	—	—	—	—	—	—	—	—	—	—
2018	Cincinnati	6-0	6	3	9	0-0	0	0	0-0	—	—	—	—	—	—	—	—	—	—
2019	Cincinnati	16-7	14	13	27	0-0	0	1	0-0	—	—	—	—	—	—	—	—	—	—
2020	Cincinnati	0-0	DID NOT PLAY*							DID NOT PLAY*					DID NOT PLAY*				
2021	Cincinnati	17-9	3	9	12	0-0	0	0	0-0	—	—	—	—	—	—	—	—	—	—
2022	Cincinnati	11-6	8	11	19	2-20	0	0	0-0	—	—	—	—	—	—	—	—	—	—
CAREER		51-22	31	36	67	2-20	0	1	0-0	—	—	—	—	—	—	—	—	—	—

POSTSEASON

YEAR	TEAM	G-S	DEFENSE							INTERCEPTIONS					SCORING				
			ST	AT	TT	SKS-YDS	PD	FF	FR-YDS	NO	YDS	AVG	LG	TD	TD	TD-IntRt	TD-FRRt	S	PTS
2021	Cincinnati	2-1	0	0	0	0-0	0	0	0-0	—	—	—	—	—	—	—	—	—	—
2022	Cincinnati	3-0	1	5	6	0-0	0	0	0-0	—	—	—	—	—	—	—	—	—	—
CAREER		5-1	1	5	6	0-0	0	0	0-0	—	—	—	—	—	—	—	—	—	—

* NOTE: Tupou was on the Reserve/Opt-Out list for 16 regular-season games in 2020.

2022 REGULAR-SEASON GAME-BY-GAME

DATE	OPPONENT	DEFENSE									INTERCEPTIONS				
		ST	AT	TT	SKS-YDS	INT-YDS	PD	FF	FR-YDS	NO	YDS	AVG	LG	TD	
9-11	PITTSBURGH	0	2	2	0-0	0-0	0	0	0-0	—	—	—	—	—	
9-18	at Dallas	1	0	1	0-0	0-0	0	0	0-0	—	—	—	—	—	
9-25	at N.Y. Jets	1	0	1	0-0	0-0	0	0	0-0	—	—	—	—	—	
9-29	MIAMI	3	0	3	1-10	0-0	0	0	0-0	—	—	—	—	—	
10-9	at Baltimore	0	4	4	0-0	0-0	0	0	0-0	—	—	—	—	—	
10-16	at New Orleans	0	1	1	0-0	0-0	0	0	0-0	—	—	—	—	—	
10-23	ATLANTA				INACTIVE						INACTIVE				
10-31	at Cleveland				INACTIVE						INACTIVE				
11-6	CAROLINA				INACTIVE						INACTIVE				
11-13	— BYE —														
11-20	at Pittsburgh				INACTIVE						INACTIVE				
11-27	at Tennessee				INACTIVE						INACTIVE				
12-4	KANSAS CITY	0	1	1	0-0	0-0	0	0	0-0	—	—	—	—	—	
12-11	CLEVELAND	1	0	1	0-0	0-0	0	0	0-0	—	—	—	—	—	
12-18	at Tampa Bay	1	2	3	0-0	0-0	0	0	0-0	—	—	—	—	—	
12-24	at New England	1	0	1	1-10	0-0	0	0	0-0	—	—	—	—	—	
1-2	BUFFALO				(GAME CANCELED)						(GAME CANCELED)				
1-8	BALTIMORE	0	1	1	0-0	0-0	0	0	0-0	—	—	—	—	—	
TOTALS		8	11	19	2-20	0-0	0	0	0-0	—	—	—	—	—	



TURNER, DJ, II

CB #20

Height: 5-11
Weight: 180
College: Michigan
Experience: Rookie in 2023

2022 games-starts: 0-0
Career games-starts: 0-0
Born: 11-9-00
Hometown: Suwanee, Ga.
Acquired: D2'23

Cincinnati's second-round draft choice in April ran the fastest 40-yard dash at this year's NFL Combine, clocking a time of 4.26 seconds ... The speedy CB looks to earn a significant role in the Bengals' secondary after playing in 36 games with 28 starts at the University of Michigan ... In four seasons (2019-22) with the Wolverines, he recorded 20 PDs and three INTs while garnering two All-Big Ten recognitions ... Starting alongside current Bengals S Dax Hill in 2021, he helped Michigan rank fourth in the Big Ten in passing defense (204.4 yards allowed per game) ... Full name is JuanDrago Turner II, but goes by "DJ."

Career transactions: Selected by Cincinnati in second round of 2023 NFL Draft (60th overall) ... Signed by Bengals on 5-12-23.

Defensive coordinator Lou Anarumo says: "He's got a little ways to go from a weight standpoint, but you can put some weight on — you can't make them (run a) 4.2. He's a tough guy and he'll throw his body around. We feel like we're getting a complete player."

College: Spent four seasons (2019-22) at Michigan ... Played in 36 games with 28 starts at CB ... Recorded 69 tackles (53 solos), with two TFLs, along with three INTs, 20 PDs and one FR. **2022**—Started all 14 games ... Named second-team All-Big Ten by the league's coaches ... Posted 36 tackles (27 solos), one TFL, one INT, 11 PDs and one FR ... Had two solo tackles and returned a fumble 45 yards for a TD in season opener vs. Colorado State on

Sept. 3 ... Grabbed lone INT of the season to end a drive that went into Michigan territory on Sept. 24 vs. Maryland ... Totaled four tackles and had two pass breakups in Big Ten Championship game vs. Purdue on Dec. 3. **2021**—Played in all 14 games, starting eight ... Named All-Big Ten honorable mention ... Tallied 33 tackles (26 solos), one TFL, two INTs and nine PDs ... Also contributed regularly on special teams ... Had three stops and returned an INT 23 yards on Oct. 23 vs. Northwestern ... Posted career-high eight tackles (seven solos), while breaking up two passes on Nov. 27 vs. Ohio State. **2020**—Saw action in four games during season that was shortened due to COVID-19 pandemic ... Contributed primarily on special teams, but played in the secondary on Nov. 14 vs. Wisconsin. **2019**—Played in four games on special teams as a true freshman ... Made collegiate career debut on Aug. 31 vs. Middle Tennessee State.

High school: Attended IMG Academy in Bradenton, Fla., as a senior in 2019 ... Previously attended North Gwinnett High School in Suwanee, Ga. ... As a senior at IMG Academy, recorded 17 tackles, three TFLs, four PBU, one FF and one FR ... Also had two INTs, returning one 100 yards for a TD ... Posted 78 tackles, with eight for losses, along with nine PBU and two INTs at North Gwinnett ... Helped lead North Gwinnett to 14-1 record and Class 7A state championship in 2017.

Personal: Hometown is Suwanee, Ga. ... Full name is JuanDrago Turner II.

**TYLER, CALVIN, JR.****HB #36**

Height: 5-8
Weight: 208
College: Utah State
Experience: Rookie in 2023

2022 games-starts: 0-0
Career games-starts: 0-0
Born: 9-23-98
Hometown: Beaumont, Texas
Acquired: CFA'23

A college free agent signee of the Bengals in May, Tyler looks to earn playing time in a talented HB room ... Spent his final two collegiate seasons (2021-22) at Utah State University, after three years ('17-20) at Oregon State ... Became 11th player in Utah State football history to eclipse 2000 rushing yards, posting 2006 in 25 games played ... Also showed ability as a pass catcher out of the backfield, totaling 26 receptions for the Aggies ... Stands alongside WR Trent Taylor as the shortest players on the Bengals' roster (5-8).

Career transactions: Signed with Cincinnati as college free agent on 5-12-23.

College: Spent two seasons (2021-22) at Utah State, following four seasons ('17-20) at Oregon State ... While at Utah State, played in 25 games with 24 starts and amassed 2006 rushing yards on 449 attempts (4.5 average) with 14 TDs ... Finished career ranked eighth in program history in career carries and 11th in rushing yards ... Also caught 26 passes for 179 yards and one TD ... Played in 14 games for Oregon State, rushing for 124 yards on 30 carries with two TDs ... Added three receptions for 24 yards and a TD, and nine KORs for 182 yards (20.2 avg.). **2022**—Started all 13 games at RB ... Named second-team All-Mountain West Conference ... Had 253 rushing attempts for 1122 yards and seven TDs ... Total carries ranked eighth in a single season in school history, while yardage ranked 16th ... Caught 15 passes for 129 yards and a TD ... Eight total TDs led team ... Had six games with 100 or more rushing yards, tied for second-most in the Mountain West ... Rushed for career-high 162 yards on 33 attempts in season opener vs. Connecticut on Aug. 27 ... Had 25 carries for 113 yards and a TD, along with three catches for 50 yards and a TD on Nov. 12 vs. Hawaii. **2021**—Played in 12 games, starting 11 ... Rushed for 884 yards on 196

attempts (4.5 avg.) with seven TDs (led team in each category) ... Caught 11 passes for 50 yards ... Had 19 carries for 132 yards and two TDs, including career-long 61-yarder, on Sept. 18 at Air Force ... Posted 120 rushing yards and a TD on 26 carries on Dec. 18 vs. Oregon State. **2020**—Played in three games for Oregon State in season that was shortened due to COVID-19 pandemic ... Rushed for 45 yards on 15 attempts with two TDs ... Caught two passes for nine yards ... Scored two rushing TDs and finished with 29 yards on 12 carries on Dec. 5 at Utah. **2019**—Saw action in three games for Oregon State ... Recorded 68 rushing yards on 12 attempts ... Caught one pass for 15 yards ... Earned a spot on the Pac-12 Academic Honor Roll. **2018**—Redshirted his sophomore season at Oregon State. **2017**—Played in eight games as a true freshman at Oregon State ... Contributed primarily on special teams, finishing the year with nine KORs for 182 yards ... Had a season-long 24-yard return in season opener at Colorado State on Aug. 26 ... Had three rushing attempts for 11 yards.

High school: Attended Silsbee High School in Silsbee, Texas ... Named Southeast Texas Player of the Year by VYPE High School Sports Magazine as a senior in 2016, when he compiled 2861 rushing yards and 29 TDs ... Rushed for a school-record 396 yards in a game as a senior ... Attended Beaumont Ozen High School in Beaumont, Texas, as a junior, rushing for 1809 yards and 24 TDs on 204 carries ... Also played basketball and track and field.

Personal: Hometown is Beaumont, Texas ... Earned bachelor's degree in communications from Oregon State in spring of 2021, and received master's degree in sports management from Utah State in fall of 2022 ... Cousin, Christine Michael, played six seasons in the NFL (2013-18) for multiple teams as a RB.



VOLSON, CORDELL

G #67

Height: 6-6
Weight: 315
College: North Dakota State
Experience: 2nd-year player in 2023

2022 games-starts: 16-16
Career games-starts: 16-16
Born: 7-20-98
Hometown: Balfour, N.D.
Acquired: D4'22

Among team's best Day 3 draft selections in recent memory, Volson was a 2022 fourth-round pick out of North Dakota State University and played every one of Cincinnati's 1311 offensive snaps (regular season plus postseason) as a rookie LG ... Part of revamped line which featured four new starters and allowed just 14 sacks in second half of season compared to 30 in first half ... Earned starting LG spot in training camp, and was only player on team to line up for 100 percent of offensive snaps ... Played at four different positions (LOT, LG, RG, ROT) during five-year career at NDSU, where he was a three-time FCS All-American and four-time FCS national champion.

Career transactions: Selected by Cincinnati in fourth round of 2022 NFL Draft (136th overall) ... Signed with Bengals on 6-14-22.

Pro career: 2022—Won starting LG job in training camp, and lined up there for all 16 regular-season games and all three postseason contests as a rookie ... Played 100 percent (1106 of 1106) of offensive snaps during regular season; only player on the team to line up for every possible offensive snap ... Also played all 205 offensive snaps in postseason ... Key member of offensive line that allowed 14 sacks in second half of regular season, after giving up 30 in first half ... Blocked for QB Joe Burrow, who set single-season team records for completions (414) and passing TDs (35), while ranking in the top six leaguewide in completion percentage (68.3, second), passing yards (4475, fifth), and passer rating (100.8, sixth) ... Helped open holes for HB Joe Mixon's 153 rushing yards and four rushing TDs on Nov. 6 vs. Carolina ... On Dec. 4 against Kansas City, paved the way for HB Samaje Perine's 106 rushing yards on 21 attempts (5.0 average), while protecting Burrow as he completed 80.6 percent of his passes (25 of 31), including nine of 11 in the fourth quarter ... Blocked for rushing effort of 172 net yards on 34 carries (5.1 average) in Divisional Playoff at Buffalo.

College: Spent six years (2016-21) at North Dakota State, including a redshirt season in '16 ... Used extra year of eligibility granted due to COVID-19

pandemic ... Played in a school-record 65 games, starting 41 consecutive contests over final three seasons ... Helped NDSU win four FCS national championships (2017, '18, '19, 21) ... Spent time at all four G and OT positions, but primarily lined up as a ROT ... Named first-team FCS All-American in 2020 and '21, after picking up second-team honors in '19 ... In 2021, played 623 regular-season snaps with zero sacks allowed ... Allowed zero sacks and committed just one penalty in 2020.

High school/personal: Hometown is Balfour, N.D. ... Attended Drake High School in Drake, N.D. ... Played OL and DL, as well as TE, LB, P and K ... Totaled 239 tackles, 28 sacks, five FFs and six FRs in his career ... Also blocked 14 punts and had one INT ... Two-time all-state selection in football ... Also was a two-time all-state selection in basketball ... Older brother is Tanner Volson, who played C at North Dakota State and spent time with the L.A. Chargers and N.Y. Giants (no games played) ... Graduated from North Dakota State in 2020 with a degree in general agriculture ... First name is pronounced "kor-DELL" and last name is pronounced "VOLL-son."

CORDELL VOLSON'S STATISTICS

GAMES-STARTS			
YEAR	TEAM	GAMES	STARTS
2022	Cincinnati.....	16	16
CAREER		16	16

POSTSEASON

GAMES-STARTS			
YEAR	TEAM	GAMES	STARTS
2022	Cincinnati.....	3	3
CAREER		3	3



WILLIAMS, JONAH

OT #73

Height: 6-5
Weight: 312
College: Alabama
Experience: 5th-year player in 2023

2022 games-starts: 16-16
Career games-starts: 42-42
Born: 11-17-97
Hometown: Folsom, Calif.
Acquired: D1'19

Cincinnati's 2019 first-round pick had a streak of 37 consecutive starts (including postseason) at LOT, before suffering a left knee injury in 2022 Wild Card Playoff vs. Baltimore that ended his season ... Has started all 42 regular-season and five postseason games in his career, and in '22 regular season played 1100 of 1106 offensive snaps (second-most on team) ... Only starter on revamped offensive line that was with team in 2021 ... Blocked for offense that has ranked in the top 10 leaguewide in total yards per game and passing yards per game in each of the past two seasons ... Missed entire rookie season in 2019 due to left shoulder injury suffered in OTAs, then in '20 played 10 games before suffering season-ending right knee injury ... In college at Alabama, started all 44 possible games over three seasons, beginning career at RT before switching to LT for final two seasons ... Helped Crimson Tide to national title appearances in each of his three seasons with program, winning national championship in 2017.

Career transactions: Selected by Cincinnati in first round of 2019 NFL Draft (11th overall) ... Signed with Bengals on 5-16-19 ... Bengals exercised team option to extend rookie contract by one year through 2023.

Pro career: 2019—Did not play in rookie season, after suffering left shoulder injury (torn labrum) in OTA practice on May 30 ... Had surgery in June, and spent all 16 games on Reserve/Physically Unable to Perform list ... Returned to practice on Dec. 12, but remained on R/PUP for the remainder of the season. **2020**—Played in 10 games (all starts at LOT), before suffering season-ending right knee injury in Game 12 at Miami ... Inactive for Game 8 and active/DNP for Game 9 (both due to concussion) ... Assisted in blocking effort on Oct. 4 vs. Jacksonville that paved way for Bengals' 505 net yards of offense, including 300 through the air from QB Joe Burrow and 151 on the ground from HB Joe Mixon. **2021**—Played and started 16 regular-season games and all four postseason games at LOT for Cincinnati ... Played team-high 95.1 percent (1044 of 1098) of offensive snaps during regular season ... Helped Cincinnati rank tied for seventh in scoring offense (27.1 points per game) ... Aided blocking effort QB Joe Burrow as he set team records for passer rating (108.3) and passing yards (4611), while also paving the way for HB Joe Mixon's 1205 rushing yards and 13 rushing TDs ... Helped blocking effort for three 100-yard rushing games by Mixon — 127 in Game 1 vs. Minnesota, 123 in Game 10 at Las Vegas, and a career-high 165 in Game 11 vs. Pittsburgh ... Played all 262 possible snaps in Bengals' four playoff games, including 61 in Super Bowl LVI vs. L.A. Rams. **2022**—Started all 16 regular-season games and one postseason contest at LOT ... Suffered left knee injury in Wild Card Playoff vs. Baltimore that caused him to miss next two postseason games ... Played 99.5 percent (1100 of 1106) of offensive snaps during regular season, second-most on the team ... Blocked for QB Joe Burrow,

who set single-season team records for completions (414) and passing TDs (35), while ranking in the top six leaguewide in completion percentage (68.3, second), passing yards (4475, fifth), and passer rating (100.8, sixth) ... Played every snap on Nov. 6 vs. Carolina, helping open holes for HB Joe Mixon's 153 rushing yards and four rushing TDs ... On Dec. 4 against Kansas City, paved the way for HB Samaje Perine's 106 rushing yards on 21 attempts (5.0 average), while protecting Burrow as he completed 80.6 percent of his passes (25 of 31), including nine of 11 in the fourth quarter.

College: Spent three seasons (2016-18) at Alabama ... Started all 44 possible games of college career (15 at RT, 29 at LT) ... Played ROT as freshman, before switching to LOT prior to sophomore season ... Helped Crimson Tide to national title game appearances in each of his three seasons, including a national championship victory in 2017 season ... Earned multiple All-American honors as junior in 2018, and was winner of SEC's Jacobs Blocking Trophy, awarded by league coaches to the conference's top offensive lineman ... Opted to forgo his final year of eligibility and enter the 2019 draft.

High school/personal: Hometown is Folsom, Calif. (outside Sacramento) ... Raised in Atlanta, then family moved to Folsom after freshman year in high school ... Attended Folsom High School as junior and senior, helping team to California Division I state championship as a junior in 2014 ... Attended Marist School in Atlanta as a freshman, then moved to California and attended Davis Senior High School as a sophomore ... Marketing major at Alabama.

JONAH WILLIAMS' STATISTICS

GAMES-STARTS			
YEAR	TEAM	GAMES	STARTS
2019	Cincinnati.....	*DID NOT PLAY	
2020	Cincinnati.....	10	10
2021	Cincinnati.....	16	16
2022	Cincinnati.....	16	16
CAREER		42	42

POSTSEASON

GAMES-STARTS			
YEAR	TEAM	GAMES	STARTS
2021	Cincinnati.....	4	4
2022	Cincinnati.....	1	1
CAREER		5	5

* NOTE: Williams was on the Reserve/Physically Unable to Perform list for 16 regular-season games with Cincinnati in 2019.



WILLIAMS, TRAYVEON

HB #32

Height: 5-8
Weight: 206
College: Texas A&M
Experience: 5th-year player in 2023

2022 games-starts: 8-0
Career games-starts: 34-0
Born: 10-18-97
Hometown: Houston, Texas
Acquired: D6a'19

Williams took over as Cincinnati's primary kick returner in Game 10 of the 2022 season, and in 10 games (including postseason) he returned 20 kickoffs for 449 yards (22.5 average) ... A reserve HB who has 47 career carries for 238 yards, along with eight catches for 64 yards ... Had not returned a kickoff in an NFL game before the 2022 season ... Inactive for eight of first nine games in '22 before finding KOR role ... Played in five games (all regular season) for AFC Champion Bengals in 2021 ... Led Southeastern Conference in rushing yards (1760) and TDs (18) at Texas A&M in 2018.

Career transactions: Selected by Cincinnati in sixth round of 2019 NFL Draft (182nd overall) ... Signed with Bengals on 5-10-19 ... Waived by Bengals on 8-31-21 ... Signed to Bengals practice squad on 9-1-21 ... Signed to Bengals roster on 12-4-21 ... Waived on 8-31-22 ... Re-signed to Bengals roster as free agent on 9-2-22.

Pro career: 2019—Played in final 11 games of season as rookie (no statistics) ... Inactive for Games 1-2 and 4-5, and active/DNP in Game 3 ... Saw action on seven snaps on offense, and 124 snaps on special teams ... Made NFL debut on Oct. 13 at Baltimore. **2020**—Played in 10 games (no starts) ... Inactive for Games 1-6, before seeing increased action after season-ending injury to No. 1 HB Joe Mixon ... Carried 26 times for 157 yards (6.0), and had five receptions for 30 yards ... Had four carries for 74 yards in season finale vs. Baltimore, including Bengals season-long 55-yarder. **2021**—Played in five regular-season games ... Had 15 carries for 51 yards, one catch for four yards,

and two special teams tackles ... Did not play in postseason. **2022**—Played in eight regular-season games and all three postseason contests for Cincinnati ... Took over as team's primary kick returner in Game 10, and in regular season had 16 KORs for 356 yards (22.3 average) ... Recorded six carries for 30 yards, with two catches for 30 yards as a reserve HB ... In first action as kick returner on Nov. 20 at Pittsburgh, returned five kicks for 124 yards, including a 42-yard return in the third quarter that set up a FG drive ... Caught a 24-yard pass from Joe Burrow on third-and-12 on Nov. 27 at Tennessee, leading to a Bengals TD on the next play ... Totaled 93 yards on four KORs (23.3 avg.) in postseason, including 29-yard return in first quarter of AFC Championship at Kansas City.

College: Spent three seasons (2016-18) at Texas A&M and appeared in 38 career games, before declaring for the NFL Draft ... Had 600 rushes for 3615 yards (6.0 average) and 34 TDs, along with 66 catches for 561 yards and one TD ... Also returned 11 career kickoffs for 265 yards (24.1) ... Led SEC in rushing yards (1760) and TDs (18) as a junior in 2018, earning first-team All-SEC honors (AP and coaches) ... Topped 100 rushing yards in nine of his 13 games as a junior.

High school/personal: Hometown is Houston, Texas ... Attended C.E. King High School in Houston, where as a senior he rushed for 1409 yards and 20 TDs ... As a junior, rushed 240 times for 2391 yards (10.0 average) and 25 TDs ... Recreation, parks, tourism and science (RPTS) major at Texas A&M, with a minor in business ... First name is pronounced "TRAY-vee-ahn."

TRAYVEON WILLIAMS' STATISTICS

YEAR	TEAM	G-S	RUSHING					RECEIVING					SCORING					
			ATT	YDS	AVG	LG	TD	NO	YDS	AVG	LG	TD	TD	TD-R	TD-P	TD-Rt	2-PtC	PTS
2019	Cincinnati	11-0	0	0	—	—	0	0	0	—	—	0	—	—	—	—	—	—
2020	Cincinnati	10-0	26	157	6.0	55	0	5	30	6.0	13	0	—	—	—	—	—	
2021	Cincinnati	5-0	15	51	3.4	10	0	1	4	4.0	4	0	—	—	—	—	—	
2022	Cincinnati	8-0	6	30	5.0	16	0	2	30	15.0	24	0	—	—	—	—	—	
CAREER		34-0	47	238	5.1	55	0	8	64	8.0	24	0	—	—	—	—	—	

YEAR	TEAM	SPECIAL TEAMS							KICKOFF RETURNS						PUNT RETURNS						
		ST	AT	TT	FF	FR-YDS	BP	BFG	BXP	NO	YDS	AVG	FC	LG	TD	NO	YDS	AVG	FC	LG	TD
2021	Cincinnati	1	1	2	0	0-0	0	0	0	0	0	—	0	—	0	—	—	—	—	—	—
2022	Cincinnati	5	2	7	0	0-0	0	0	0	16	356	22.3	0	42	0	—	—	—	—	—	
CAREER		6	3	9	0	0-0	0	0	0	16	356	22.3	0	42	0	—	—	—	—	—	

RUSHING SINGLE-GAME HIGHS: ATTEMPTS—12 (12-13-20 vs. Dallas). YARDS—74 (1-3-21 vs. Baltimore). LONG—55 (1-3-21 vs. Baltimore). TOUCHDOWNS—(none).

RECEIVING SINGLE-GAME HIGHS: RECEPTIONS—3 (12-13-20 vs. Dallas). YARDS—24 (11-27-22 at Tennessee). LONG—24 (11-27-22 at Tennessee). TOUCHDOWNS—(none).

KICKOFF RETURN SINGLE-GAME HIGHS: RETURNS—5 (11-20-22 at Pittsburgh). YARDS—124 (11-20-22 at Pittsburgh). LONG—42 (11-20-22 at Pittsburgh). TOUCHDOWNS—(none).

POSTSEASON

YEAR	TEAM	G-S	RUSHING					RECEIVING					SCORING					
			ATT	YDS	AVG	LG	TD	NO	YDS	AVG	LG	TD	TD	TD-R	TD-P	TD-Rt	2-PtC	PTS
2021	Cincinnati	0-0	DID NOT PLAY*					DID NOT PLAY*					DID NOT PLAY*					
2022	Cincinnati	3-0	0	0	—	—	0	—	—	—	—	—	—	—	—	—	—	—
CAREER		0-0	0	0	—	—	0	—	—	—	—	—	—	—	—	—	—	—

YEAR	TEAM	SPECIAL TEAMS							KICKOFF RETURNS						PUNT RETURNS					
		ST	AT	TT	FF	FR-YDS	BP	BFG	BXP	NO	YDS	AVG	FC	LG	TD	NO	YDS	AVG	FC	LG
2022	Cincinnati	1	0	1	0	0-0	0	0	0	4	93	23.3	0	29	0	—	—	—	—	—
CAREER		1	0	1	0	0-0	0	0	0	4	93	23.3	0	29	0	—	—	—	—	—

* NOTE: Williams was inactive for three postseason games and active/DNP for one postseason game with Cincinnati in 2021.

2022 REGULAR-SEASON GAME-BY-GAME

DATE	OPPONENT	RUSHING					RECEIVING				
		ATT	YDS	AVG	LG	TD	NO	YDS	AVG	LG	TD
9-11	PITTSBURGH	0	0	—	—	0	0	0	—	—	0
9-18	at Dallas	0	0	—	—	0	0	0	—	—	0
9-25	at N.Y. Jets	0	0	—	—	0	0	0	—	—	0
9-29	MIAMI	0	0	—	—	0	0	0	—	—	0
10-9	at Baltimore	0	0	—	—	0	0	0	—	—	0
10-16	at New Orleans	0	0	—	—	0	0	0	—	—	0
10-23	ATLANTA	0	0	—	—	0	0	0	—	—	0
10-31	at Cleveland	0	0	—	—	0	0	0	—	—	0
11-6	CAROLINA	0	0	—	—	0	0	0	—	—	0
11-13	— BYE —										
11-20	at Pittsburgh	2	7	3.5	8	0	0	0	—	—	0
11-27	at Tennessee	2	18	9.0	16	0	1	24	24.0	24	0
12-4	KANSAS CITY	1	3	3.0	3	0	0	0	—	—	0
12-11	CLEVELAND	1	2	2.0	2	0	1	6	6.0	6	0
12-18	at Tampa Bay	0	0	—	—	0	0	0	—	—	0
12-24	at New England	0	0	—	—	0	0	0	—	—	0
1-2	BUFFALO			(GAME CANCELED)					(GAME CANCELED)		
1-8	BALTIMORE	0	0	—	—	0	0	0	—	—	0
TOTALS		6	30	5.0	16	0	2	30	15.0	24	0

DATE	OPPONENT	SPECIAL TEAMS								KICKOFF RETURNS						PUNT RETURNS					
		ST	AT	TT	FF	FR-YDS	BP	BFG	BXP	NO	YDS	AVG	FC	LG	TD	NO	YDS	AVG	FC	LG	TD
9-11	PITTSBURGH	0	0	0	0	0-0	0	0	0	0	0	—	0	—	0	—	—	—	—	—	—
9-18	at Dallas	0	0	0	0	0-0	0	0	0	0	0	—	0	—	0	—	—	—	—	—	—
9-25	at N.Y. Jets	0	0	0	0	0-0	0	0	0	0	0	—	0	—	0	—	—	—	—	—	—
9-29	MIAMI	0	0	0	0	0-0	0	0	0	0	0	—	0	—	0	—	—	—	—	—	—
10-9	at Baltimore	0	0	0	0	0-0	0	0	0	0	0	—	0	—	0	—	—	—	—	—	—
10-16	at New Orleans	0	0	0	0	0-0	0	0	0	0	0	—	0	—	0	—	—	—	—	—	—
10-23	ATLANTA	0	0	0	0	0-0	0	0	0	0	0	—	0	—	0	—	—	—	—	—	—
10-31	at Cleveland	0	0	0	0	0-0	0	0	0	0	0	—	0	—	0	—	—	—	—	—	—
11-6	CAROLINA	0	0	0	0	0-0	0	0	0	0	0	—	0	—	0	—	—	—	—	—	—
11-13	— BYE —																				
11-20	at Pittsburgh	3	1	4	0	0-0	0	0	0	5	124	24.8	0	42	0	—	—	—	—	—	—
11-27	at Tennessee	0	0	0	0	0-0	0	0	0	1	14	14.0	0	14	0	—	—	—	—	—	—
12-4	KANSAS CITY	0	0	0	0	0-0	0	0	0	2	27	13.5	0	16	0	—	—	—	—	—	—
12-11	CLEVELAND	1	1	2	0	0-0	0	0	0	0	0	—	0	—	0	—	—	—	—	—	—
12-18	at Tampa Bay	0	0	0	0	0-0	0	0	0	2	48	24.0	0	28	0	—	—	—	—	—	—
12-24	at New England	1	0	1	0	0-0	0	0	0	4	95	23.8	0	33	0	—	—	—	—	—	—
1-2	BUFFALO					(GAME CANCELED)						(GAME CANCELED)									
1-8	BALTIMORE	0	0	0	0	0-0	0	0	0	2	48	24.0	0	29	0	—	—	—	—	—	—
TOTALS		5	2	7	0	0-0	0	0	0	16	356	22.3	0	42	0	—	—	—	—	—	—



WILSON, LOGAN

LB #55

Height: 6-2
Weight: 245
College: Wyoming
Experience: 4th-year player in 2023

2022 games-starts: 15-15
Career games-starts: 40-30
Born: 7-8-96
Hometown: Casper, Wyo.
Acquired: D3'20

A 2020 third-round pick by the Bengals, Wilson has developed into one of the NFL's top LBs and is among Cincinnati's most productive defensive players ... Has led the team in tackles in each of the past two regular seasons, including a career-high 123 in 2022 despite missing Game 7 vs. Atlanta with a right shoulder injury ... Played 954 defensive snaps in 2022 regular season (third-most on team), then lined up for every snap (202) in the postseason ... Contributed to one of the most iconic plays in team history in Wild Card Playoff vs. Baltimore, when he forced a fumble by QB Tyler Huntley at the Bengals' one-yard line in the fourth quarter, and it was recovered by DE Sam Hubbard and returned 98 yards for a TD ... Missed four games in 2021, but still posted 98 tackles and recorded four INTs, tied for the most among all NFL LBs ... Did not miss a snap in four-game postseason run to Super Bowl LVI, and his 39 tackles were the most by any NFL player in the postseason since Ray Lewis in 2012 ... Took over in 2021 as "green dot" communicator on defense ... Started two of his 12 games played as a rookie in 2020, as he gradually worked his way into defensive rotation ... Known for his speed (4.63-second 40-yard dash at the combine) and coverage ability at LB, and was an all-state selection at both WR and DB in high school (switched to LB early in college career) ... Enters 2023 with eight career double-digit tackle games (five in regular season, three in postseason).

Career transactions: Selected by Cincinnati in third round of 2020 NFL Draft (65th overall) ... Signed with Bengals on 7-21-20.

Pro career: 2020—Played in 12 games as a rookie, with two starts (Games 7 and 9) as a third LB ... Totaled 27 tackles, one sack, two INTs and three PDs ... Also tallied six special teams tackles (fourth on team) ... Made NFL debut in Game 1 vs. the L.A. Chargers, recording two tackles ... Made season-high five tackles on Sept. 27 at Philadelphia, and recorded his first career INT in the first quarter, when he jumped in front of a Carson Wentz pass ... Recorded second career INT on Oct. 11 at Baltimore, picking off Lamar Jackson at the end of the first half ... First career sack came on Nov. 1 vs. Tennessee, when he took down Titans QB Ryan Tannehill for a 10-yard loss on third down ... Inactive for Games 14-16 (ankle). **2021**—Played and started 13 regular-season games and all four postseason games for AFC Champion Bengals ... Missed Games 13-15 with right shoulder injury suffered Dec. 5 vs. L.A. Chargers, and then missed season finale at Cleveland while Bengals rested starters for playoffs ... Led team in both tackles (98) and INTs (four); his four INTs tied for most among all NFL LBs, and were the most by a Bengals LB in 16 years (Odell Thurman, five in 2005) ... Also had a sack and a FF, along with two tackles on special teams ... First season as the "green dot" communicator on defense ... Helped Cincinnati rank fifth leaguewide in rushing defense (102.5 yards per game) during the regular season ... Intercepted QB Justin Fields late in fourth quarter on Sept. 19 at Chicago, leading to a Bengals TD on the next play ... Posted first career multi-INT game on Sept. 26 at Pittsburgh, picking off Ben Roethlisberger in

Steelers territory both times and setting up two Bengals TD drives; also had 14 tackles against Pittsburgh ... In four-game postseason run, he played all 274 possible defensive snaps, led the team in tackles in each game and posted an NFL-best 39 tackles, the most in a single postseason since Baltimore's Ray Lewis (51) in 2012 ... Logged 12 tackles and a PD in Wild Card Playoff vs. Las Vegas ... In Divisional Playoff at Tennessee, he intercepted a Ryan Tannehill pass with 28 seconds remaining, setting up a game-winning FG three plays later ... Also contributed to a two-yard TFL on RB Derrick Henry on fourth-and-one earlier in the fourth quarter ... Posted nine tackles (three for losses) and a PD in Super Bowl LVI vs. L.A. Rams. **2022**—Started 15 regular-season games and all three postseason games for Cincinnati ... Inactive for Game 7 vs. Atlanta due to right shoulder injury ... Led Bengals with career-high 123 tackles (83 solos) ... Recorded 2.5 sacks, three TFLs, four PDs, one INT and one FF ... Central piece of defense that ranked sixth leaguewide in points allowed per game (20.1), and seventh in rushing defense (106.6 yards per game) ... Played 954 of 1035 (92.2 percent) defensive snaps during regular season, third-most on team ... Grabbed lone INT of the season on Sept. 25 at the N.Y. Jets, picking off QB Joe Flacco and returning it 41 yards to set up Bengals FG drive in the second quarter ... Tallied career-high 17 tackles (14 solos) on Dec. 11 vs. Cleveland, with a half-sack of QB Deshaun Watson to force a Browns punt ... On Dec. 18 at Tampa Bay, posted 15 tackles, including nine-yard sack of Tom Brady that led to fumble recovered by Bengals ... Registered team-high 23 tackles (15 solos) in postseason ... In Wild Card Playoff vs. Baltimore, logged game-high 10 tackles, and forced a fumble from QB Tyler Huntley at Bengals' goal line in the fourth quarter, leading to DE Sam Hubbard's 98-yard fumble return TD.

College: Spent five seasons (2015-19) at the University of Wyoming, with a redshirt year in '15 ... Started all 52 possible games in his career, and was voted by teammates as a team captain for each of his final three seasons ... Totaled 421 career tackles (fourth in Mountain West Conference history), including 35 for losses and seven sacks, with 17 pass breakups, 10 INTs (two pick-sixes), four FFs and four FRs (two returned for TDs) ... Topped 100 tackles in each of his final three seasons ... A four-time Academic All-Mountain West selection.

High school/personal: Hometown is Casper, Wyo. ... Attended Natrona County High School in Casper, where he was a Wyoming Coaches Association Class 4A all-state selection as a WR and DB his final two seasons, as a punter his final three seasons, and as a K his junior season ... As a senior, caught 29 passes for 493 yards and seven TDs at WR, had six INTs as a DB, and averaged 43.7 yards on 27 punts ... Helped team to undefeated seasons and 4A state titles as both a sophomore and senior ... Kinesiology and health promotion major at Wyoming ... Recipient of Bengals' 2022 "Ed Block Courage Award," which honors players who symbolize professionalism, strength and dedication while also serving as role models in the community.

LOGAN WILSON'S STATISTICS

YEAR	TEAM	G-S	DEFENSE							INTERCEPTIONS					SCORING			
			ST	AT	TT	SKS-YDS	PD	FF	FR-YDS	NO	YDS	AVG	LG	TD	TD	TD-IntRt	TD-FRRt	S
2020	Cincinnati	12-2	19	8	27	1-10	3	0	0-0	2	0	0.0	0	0	—	—	—	—
2021	Cincinnati	13-13	55	43	98	1-2	4	1	0-0	4	31	7.8	18	0	—	—	—	—
2022	Cincinnati	15-15	83	40	123	2.5-9.5	4	1	0-0	1	41	41.0	41	0	—	—	—	—
CAREER		40-30	157	91	248	4.5-21.5	11	2	0-0	7	72	10.3	41	0	—	—	—	—

YEAR	TEAM	SPECIAL TEAMS							KICKOFF RETURNS					PUNT RETURNS						
		ST	AT	TT	FF	FR-YDS	BP	BFG	BXP	NO	YDS	AVG	FC	LG	TD	NO	YDS	AVG	FC	LG
2020	Cincinnati	4	2	6	0	0-0	0	0	0	—	—	—	—	—	—	—	—	—	—	—
2021	Cincinnati	2	0	2	0	0-0	0	0	0	—	—	—	—	—	—	—	—	—	—	—
CAREER		6	2	8	0	0-0	0	0	0	—	—	—	—	—	—	—	—	—	—	—

POSTSEASON																			
YEAR	TEAM	G-S	DEFENSE							INTERCEPTIONS					SCORING				
			ST	AT	TT	SKS-YDS	PD	FF	FR-YDS	NO	YDS	AVG	LG	TD	TD	TD-IntRt	TD-FRRt	S	PTS
2021	Cincinnati	4-4	26	13	39	0-0	3	0	0-0	1	0	0.0	0	0	—	—	—	—	
2022	Cincinnati	3-3	15	8	23	0-0	0	1	0-0	0	0	—	—	0	—	—	—	—	
CAREER		7-7	41	21	62	0-0	3	1	0-0	1	0	0.0	0	0	—	—	—	—	

2022 REGULAR-SEASON GAME-BY-GAME STATISTICS																
DATE	OPPONENT	ST	AT	TT	DEFENSE					INTERCEPTIONS						
					SKS-YDS	INT-YDS	PD	FF	FR-YDS	NO	YDS	AVG	LG	TD		
9-11	PITTSBURGH	6	3	9	0-0	0-0	1	0	0-0	0	0	—	—	0		
9-18	at Dallas	1	2	3	0-0	0-0	0	0	0-0	0	0	—	—	0		
9-25	at N.Y. Jets	3	4	7	0-0	1-41	1	0	0-0	1	41	41.0	41	0		
9-29	MIAMI	4	3	7	0-0	0-0	0	0	0-0	0	0	—	—	0		
10-9	at Baltimore	7	0	7	0-0	0-0	0	0	0-0	0	0	—	—	0		
10-16	at New Orleans	4	1	5	0-0	0-0	0	0	0-0	0	0	—	—	0		
10-23	ATLANTA					INACTIVE						INACTIVE				
10-31	at Cleveland	6	2	8	0-0	0-0	0	0	0-0	0	0	—	—	0		
11-6	CAROLINA	4	0	4	0-0	0-0	0	0	0-0	0	0	—	—	0		
11-13	— BYE —															
11-20	at Pittsburgh	5	3	8	0-0	0-0	0	0	0-0	0	0	—	—	0		
11-27	at Tennessee	5	4	9	0-0	0-0	1	0	0-0	0	0	—	—	0		
12-4	KANSAS CITY	4	3	7	0-0	0-0	0	0	0-0	0	0	—	—	0		
12-11	CLEVELAND	14	3	17	0.5-1.5	0-0	0	0	0-0	0	0	—	—	0		
12-18	at Tampa Bay	9	6	15	1-8	0-0	0	0	0-0	0	0	—	—	0		
12-24	at New England	7	2	9	1-0	0-0	0	1	0-0	0	0	—	—	0		
1-2	BUFFALO					(GAME CANCELED)						(GAME CANCELED)				
1-8	BALTIMORE	4	4	8	0-0	0-0	1	0	0-0	0	0	—	—	0		
TOTALS		83	40	123	2.5-9.5	1-41	4	1	0-0	1	41	41.0	41	0		

**QUARTERBACK
JOE BURROW**



MATT DURISKO / AP

2022 REVIEW



2022 STANDINGS

AMERICAN FOOTBALL CONFERENCE

EAST DIVISION	W	L	T	PCT.	PF	PA
Buffalo Bills	13	3	0	.813	455	286
*-Miami Dolphins.....	9	8	0	.529	397	399
New England Patriots	8	9	0	.471	364	347
New York Jets.....	7	10	0	.412	296	316
NORTH DIVISION	W	L	T	PCT.	PF	PA
Cincinnati Bengals	12	4	0	.750	418	322
*-Baltimore Ravens.....	10	7	0	.588	350	315
Pittsburgh Steelers	9	8	0	.529	308	346
Cleveland Browns.....	7	10	0	.412	361	381
SOUTH DIVISION	W	L	T	PCT.	PF	PA
Jacksonville Jaguars	9	8	0	.529	404	350
Tennessee Titans	7	10	0	.412	298	359
Indianapolis Colts	4	12	1	.265	289	427
Houston Texans.....	3	13	1	.206	289	420
WEST DIVISION	W	L	T	PCT.	PF	PA
#-Kansas City Chiefs	14	3	0	.824	496	369
*-Los Angeles Chargers	10	7	0	.588	391	384
Las Vegas Raiders	6	11	0	.353	395	418
Denver Broncos.....	5	12	0	.294	287	359

NATIONAL FOOTBALL CONFERENCE

EAST DIVISION	W	L	T	PCT.	PF	PA
#-Philadelphia Eagles	14	3	0	.824	477	344
*-Dallas Cowboys.....	12	5	0	.706	467	342
*-New York Giants	9	7	1	.559	365	371
Washington Commanders	8	8	1	.500	321	343
NORTH DIVISION	W	L	T	PCT.	PF	PA
Minnesota Vikings.....	13	4	0	.765	424	427
Detroit Lions.....	9	8	0	.529	453	427
Green Bay Packers.....	8	9	0	.471	370	371
Chicago Bears	3	14	0	.176	326	463
SOUTH DIVISION	W	L	T	PCT.	PF	PA
Tampa Bay Buccaneers	8	9	0	.471	313	358
Carolina Panthers	7	10	0	.412	347	374
New Orleans Saints	7	10	0	.412	330	345
Atlanta Falcons	7	10	0	.412	365	386
WEST DIVISION	W	L	T	PCT.	PF	PA
San Francisco 49ers.....	13	4	0	.765	450	277
*-Seattle Seahawks	9	8	0	.529	407	401
Los Angeles Rams.....	5	12	0	.294	307	384
Arizona Cardinals	4	13	0	.235	340	449

*-Wild Card qualifier; #-Clinched home-field advantage throughout playoffs.

NOTES:

- Carolina finished ahead of New Orleans and Atlanta based on head-to-head records (Panthers 3-1 vs. New Orleans 2-2 and Falcons 1-3).
- New Orleans finished ahead of Atlanta based on head-to-head victories (Saints 2-0 vs. Falcons 0-2).
- San Francisco was seeded ahead of Minnesota based on conference record (49ers 10-2 vs. Vikings 8-4).

PLAYOFF SEEDINGS:

AFC	NFC
1. Kansas City	1. Philadelphia
2. Buffalo	2. San Francisco
3. Cincinnati	3. Minnesota
4. Jacksonville	4. Tampa Bay
5. L.A. Chargers	5. Dallas
6. Baltimore	6. N.Y. Giants
7. Miami	7. Seattle

POSTSEASON AT A GLANCE

Home team in CAPS.

<p>AFC Wild Card Playoff Games JACKSONVILLE 31, L.A. Chargers 30 BUFFALO 34, Miami 31 CINCINNATI 24, Baltimore 17</p> <p>AFC Divisional Playoff Games KANSAS CITY 27, Jacksonville 20 Cincinnati 27, BUFFALO 10</p> <p>AFC Championship Game KANSAS CITY 23, Cincinnati 20</p>	<p>NFC Wild Card Playoff Games SAN FRANCISCO 41, Seattle 23 N.Y. Giants 31, MINNESOTA 24 Dallas 31, TAMPA BAY 14</p> <p>NFC Divisional Playoff Games PHILADELPHIA 38, N.Y. Giants 7 SAN FRANCISCO 19, Dallas 12</p> <p>NFC Championship Game PHILADELPHIA 31, San Francisco 7</p>
<p>Super Bowl LVII at State Farm Stadium, Glendale, Ariz. Kansas City 38, PHILADELPHIA 35</p>	

2022 REGULAR-SEASON STATISTICS

RECORD: 12-4

DATE	W-L	SCORE	OPPONENT	ATTENDANCE
9-11-22	L	20-23 (OT)	PITTSBURGH	65,841
9-18-22	L	17-20	at Dallas	92,944
9-25-22	W	27-12	at N.Y. Jets	73,708
9-29-22	W	27-15	MIAMI	67,260
10-9-22	L	17-19	at Baltimore	70,548
10-16-22	W	30-26	at New Orleans	70,004
10-23-22	W	35-17	ATLANTA	66,158
10-31-22	L	13-32	at Cleveland	67,431
11-6-22	W	42-21	CAROLINA	66,160
11-13-22	—	—	— BYE —	—
11-20-22	W	37-30	at Pittsburgh	66,401
11-27-22	W	20-16	at Tennessee	69,441
12-4-22	W	27-24	KANSAS CITY	66,243
12-11-22	W	23-10	CLEVELAND	66,222
12-18-22	W	34-23	at Tampa Bay	69,305
12-24-22	W	22-18	at New England	65,878
1-2-23	—	—	BUFFALO..... CANCELED	—
1-8-23	W	27-16	BALTIMORE	65,849

TEAM STATISTICS	BENGALS	OPPONENTS
TOTAL FIRST DOWNS	357	295
Rushing	96	102
Passing	221	173
Penalty	40	20
3rd Down: Made-Att	95-206	84-212
3rd Down Pct.	46.1	39.6
4th Down: Made-Att	3-12	9-23
4th Down Pct.	25.0	39.1
POSSESSION AVG.	31:55	28:05
TOTAL NET YARDS	5768	5371
Avg. Per Game	360.5	335.7
Total Plays	1053	996
Avg. Per Play	5.5	5.4
NET YARDS RUSHING	1528	1706
Avg. Per Game	95.5	106.6
Total Rushes	399	407
NET YARDS PASSING	4240	3665
Avg. Per Game	265.0	229.1
Sacked-Yards Lost	44-280	30-163
Gross Yards	4520	3828
Att.-Completions	610-418	559-329
Completion Pct.	68.5	58.9
Had Intercepted	12	13
PUNTS-AVG.	59-45.4	63-47.5
Net Punting Avg.	59-39.9	63-41.1
PENALTIES-YARDS	81-623	100-832
FUMBLES-BALLS LOST	11-6	21-11
TOUCHDOWNS	50	32
Rushing	14	12
Passing	35	17
Returns	1	3

SCORE BY PERIODS	1	2	3	4	OT	PTS
BENGALS	94	139	85	100	0	418
OPPONENTS	52	128	72	67	3	322

SCORING	TD	TD-R	TD-P	TD-Rt	K-PAT	FG	S	PTS
Evan McPherson	0	0	0	0	40-44	24-29	0	112
Ja'Marr Chase	9	0	9	0	—	—	0	54
Joe Mixon	9	7	2	0	—	—	0	54
Tee Higgins	7	0	7	0	—	—	0	44
Samaje Perine	6	2	4	0	—	—	0	36
Tyler Boyd	5	0	5	0	—	—	0	32
Joe Burrow	5	5	0	0	—	—	0	30
Trenton Irwin	4	0	4	0	—	—	0	24
Hayden Hurst	2	0	2	0	—	—	0	12
Chris Evans	1	0	1	0	—	—	0	6
Joseph Ossai	1	0	0	1	—	—	0	6
Mitchell Wilcox	1	0	1	0	—	—	0	6
Mike D. Thomas	0	0	0	0	—	—	0	2
BENGALS	50	14	35	1	40-44	24-29	0	418
OPPONENTS	32	12	17	3	26-29	34-40	0	322

Two-point conversions: Tyler Boyd 1, Tee Higgins 1, Mike D. Thomas 1. BENGALS 3-6 (0-1 R, 3-5 P), OPPONENTS 1-3 (1-1 R, 0-2 P).

Sacks-yards: Trey Hendrickson 8-47.5, Sam Hubbard 6.5-39.5, Joseph Ossai 3.5-12.5, B.J. Hill 3-12, Logan Wilson 2.5-9.5, Josh Tupou 2-20, Cam Sample 2-11, Vonn Bell 1-6.5, Germaine Pratt 1-4, Zach Carter 0.5-0.5. BENGALS 30-163, OPPONENTS 44-280.

Fumbles-lost: Joe Burrow 6-3, Ja'Marr Chase 2-2, Trent Taylor 2-1, Logan Wilson 1-0. BENGALS 11-6, OPPONENTS 21-11.

PASSING	ATT	CMP	YDS	CMP%	YDS/ATT	TD	TD%	INT	INT%	LG	SKD-YDS	RAT
Joe Burrow	606	414	4475	68.3	7.38	35	5.8	12	2.0	60t	41-259	100.8
Brandon Allen	3	3	22	100.0	7.33	0	0.0	0	0.0	13	1-0	97.2
Tyler Boyd	1	1	23	100.0	23.00	0	0.0	0	0.0	23	1-12	118.8
Ja'Marr Chase	0	0	0	—	—	0	—	0	—	—	1-9	—
BENGALS	610	418	4520	68.5	7.41	35	5.7	12	2.0	60t	44-280	101.0
OPPONENTS	559	329	3828	58.9	6.85	17	3.0	13	2.3	75t	30-163	80.1

RUSHING	ATT	YDS	AVG	LG	TD
Joe Mixon	210	814	3.9	40	7
Samaje Perine	95	394	4.1	29	2
Joe Burrow	75	257	3.4	23	5
Trayveon Williams	6	30	5.0	16	0
Trent Taylor	4	15	3.8	9	0
Trenton Irwin	1	11	11.0	11	0
Ja'Marr Chase	5	8	1.6	6	0
Brandon Allen	3	-1	-3	2	0
BENGALS	399	1528	3.8	40	14
OPPONENTS	407	1706	4.2	44t	12

RECEIVING	REC	YDS	AVG	LG	TD
Ja'Marr Chase	87	1046	12.0	60t	9
Tee Higgins	74	1029	13.9	59t	7
Joe Mixon	60	441	7.4	35	2
Tyler Boyd	58	762	13.1	60t	5
Hayden Hurst	52	414	8.0	29	2
Samaje Perine	38	287	7.6	32	4
Mitchell Wilcox	17	139	8.2	19	1
Trenton Irwin	15	231	15.4	45t	4
Trent Taylor	6	62	10.3	34	0
Chris Evans	3	38	12.7	26	1
Mike D. Thomas	2	38	19.0	33	0
Trayveon Williams	2	30	15.0	24	0
Devin Asiasi	2	5	2.5	6	0
Drew Sample	2	-2	-1.0	2	0
BENGALS	418	4520	10.8	60t	35
OPPONENTS	329	3828	11.6	75t	17

INTERCEPTIONS	NO	YDS	AVG	LG	TD
Vonn Bell	4	56	14.0	46	0
Jessie Bates III	4	28	7.0	16	0
Germaine Pratt	2	3	1.5	3	0
Logan Wilson	1	41	41.0	41	0
Mike Hillon	1	5	5.0	5	0
Tre Flowers	1	0	0.0	0	0
BENGALS	13	133	10.2	46	0
OPPONENTS	12	119	9.9	69t	2

PUNTING	NO	YDS	AVG	NET	TB	IN-20	LG	BLK
Kevin Huber	31	1340	43.2	37.4	1	9	63	0
Drue Chrisman	28	1338	47.8	42.6	2	13	65	0
BENGALS	59	2678	45.4	39.9	3	22	65	0
OPPONENTS	63	2991	47.5	41.1	3	18	71	0

PUNT RETURNS	NO	FC	YDS	AVG	LG	TD
Trent Taylor	33	19	340	10.3	27	0
BENGALS	33	19	340	10.3	27	0
OPPONENTS	25	20	266	10.6	56	0

KICKOFF RETURNS	NO	YDS	AVG	LG	TD
Trayveon Williams	16	356	22.3	42	0
Chris Evans	10	211	21.1	29	0
Trent Taylor	2	15	7.5	9	0
Devin Asiasi	1	14	14.0	14	0
BENGALS	29	596	20.6	42	0
OPPONENTS	37	792	21.4	66	0

FIELD GOALS	1-19	20-29	30-39	40-49	50+
Evan McPherson	1-1	5-6	4-4	9-13	5-5
BENGALS	1-1	5-6	4-4	9-13	5-5
OPPONENTS	0-0	10-10	9-10	7-7	8-13

Evan McPherson: (59G, 26G, 29WL), (43G, 50G, 46G), (22G, 43G, 41WL), (19G, 57G), (40G), (52G), (—), (47WR), (48WL), (45G, 54G, 44G), (47G, 38G), (36G, 41G), (30G), (41G, 21G), (28G, 43WL), (34G, 26G).

Opponents: (20G, 48G, 55HLU, 53G), (54G, 50G), (50G, 40G, 52G, 43G), (23G, 48G, 52B, 20G), (37G, 58G, 25G, 43G), (35G, 30G, 37G, 31G), (43G), (53B, 55G), (—), (42G, 30G, 34G), (33G, 35WR, 24G, 38G), (26G, 55WR), (26G), (21G, 50WL), (—), (26G, 51G, 27G).

DEFENSE*	ST	AT	TT	SKS-YDS	INT-YDS	PD	FF	FR-YDS
Logan Wilson	83	40	123	2.5-9.5	1-41	4	1	0-0
Germaine Pratt	50	49	99	1-4	2-3	10	1	1-(-7)
Vonn Bell	53	24	77	1-6.5	4-56	8	2	1-0
Jessie Bates III	38	33	71	0-0	4-28	8	1	0-0
B.J. Hill	30	38	68	3-12	0-0	4	1	3-0
Mike Hillon	48	12	60	0-0	1-5	6	0	0-0
Sam Hubbard	34	26	60	6.5-39.5	0-0	3	1	0-0
Cam Taylor-Britt	41	14	55	0-0	0-0	6	1	0-0
Eli Apple	35	14	49	0-0	0-0	8	0	0-0
Akeem Davis-Gaither	25	12	37	0-0	0-0	1	0	1-3
Chidobe Awuzie	29	6	35	0-0	0-0	5	1	0-0
Trey Hendrickson	22	10	32	8-47.5	0-0	3	3	0-0
DJ Reader	18	9	27	0-0	0-0	4	1	2-0
Cam Sample	17	8	25	2-11	0-0	0	0	0-0
Zach Carter	10	13	23	0.5-0.5	0-0	1	0	0-0
Tre Flowers	14	7	21	0-0	1-0	3	0	0-0
Josh Tupou	8	11	19	2-20	0-0	0	0	0-0
Joseph Ossai	6	11	17	3.5-12.5	0-0	1	0	2-0
Jay Tufele	6	10	16	0-0	0-0	0	0	0-0
Markus Bailey	9	4	13	0-0	0-0	0	0	0-0
Dax Hill	9	3	12	0-0	0-0	0	0	0-0
Joe Bachle	2	1	3	0-0	0-0	0	0	0-0
Domenique Davis	0	3	3	0-0	0-0	0	0	0-0
Allan George	2	0	2	0-0	0-0	0	0	0-0
Michael J. Thomas	1	1	2	0-0	0-0	0	0	0-0
Jalen Davis	0	2	2	0-0	0-0	0	0	0-0
Jeff Gunter	0	1	1	0-0	0-0	0	0	0-0

SPECIAL TEAMS*	ST	AT	TT	FF	FR-YDS	BP	BFG	BXP
Markus Bailey	9	2	11	0	0-0	0	0	0
Stanley Morgan	7	4	11	0	0-0	0	0	0
Michael J. Thomas	4	6	10	0	0-0	0	0	0
Akeem Davis-Gaither	5	4	9	0	0-0	0	0	0
Clay Johnston	4	4	8	0	0-0	0	0	0
Trayveon Williams	5	2	7	0	0-0	0	0	0
Joe Bachle	2	5	7	0	0-0	0	0	0
Tre Flowers	6	0	6	0	0-0	0	0	0
Dax Hill	2	2	4	0	0-0	0	0	0
Samaje Perine	1	3	4	1	0-0	0	0	0
Cal Adomitis	1	1	2	0	0-0	0	0	0
Evan McPherson	1	0	1	0	0-0	0	0	0
Chris Evans	0	1	1	0	0-0	0	0	0
Jalen Davis	0	0	0	0	1-0	0	0	0
Jeff Gunter	0	0	0	0	0-0	0	1	0
B.J. Hill	0	0	0	0	0-0	0	1	0

* NOTE: All defensive statistics above are press box statistics produced at the games.

2022 POSTSEASON STATISTICS

RECORD: 2-1

DATE	W-L	SCORE	OPPONENT	ATTENDANCE
1-15-23	W	24-17	BALTIMORE	66,399
1-22-23	W	27-10	at Buffalo	70,733
1-29-23	L	20-23	at Kansas City	73,426

TEAM STATISTICS		BENGALS	OPPONENTS
TOTAL FIRST DOWNS	66	65	
Rushing	24	18	
Passing	36	42	
Penalty	6	5	
3rd Down: Made-Att	19-37	15-37	
3rd Down Pct.	51.4	40.5	
4th Down: Made-Att	1-1	4-6	
4th Down Pct.	100.0	66.7	
POSSESSION AVG.	29:32	30:28	
TOTAL NET YARDS	955	1046	
Avg. Per Game	318.3	348.7	
Total Plays	188	194	
Avg. Per Play	5.1	5.4	
NET YARDS RUSHING	294	261	
Avg. Per Game	98.0	87.0	
Total Rushes	69	74	
NET YARDS PASSING	661	785	
Avg. Per Game	220.3	261.7	
Sacked-Yards Lost	10-60	6-31	
Gross Yards	721	816	
Att.-Completions	109-72	114-71	
Completion Pct.	66.1	62.3	
Had Intercepted	2	2	
PUNTS-AVG.	9-46.7	11-42.9	
Net Punting Avg.	9-39.2	11-39.4	
PENALTIES-YARDS	18-122	16-151	
FUMBLES-BALLS LOST	2-1	4-2	
TOUCHDOWNS	8	5	
Rushing	3	1	
Passing	4	4	
Returns	1	0	

SCORE BY PERIODS	1	2	3	4	OT	PTS
BENGALS	17	15	22	17	0	71
OPPONENTS	3	27	17	3	0	50

SCORING	TD	TD-R	TD-P	TD-Rt	K-PAT	FG	S	PTS
Evan McPherson	0	0	0	0	6-7	5-5	0	21
Ja'Marr Chase	2	0	2	0	—	—	0	12
Tee Higgins	1	0	1	0	—	—	0	8
Joe Burrow	1	1	0	0	—	—	0	6
Sam Hubbard	1	0	0	1	—	—	0	6
Hayden Hurst	1	0	1	0	—	—	0	6
Joe Mixon	1	1	0	0	—	—	0	6
Samaje Perine	1	1	0	0	—	—	0	6
BENGALS	8	3	4	1	6-7	5-5	0	71
OPPONENTS	5	1	4	0	5-5	5-5	0	50

Two-point conversions: Tee Higgins 1. BENGALS 1-1 (0-0 R, 1-1 P), OPPONENTS 0-0 (0-0 R, 0-0 P).

Sacks-yards: B.J. Hill 1-9, Mike Hilton 1-8, Vonn Bell 1-3, Sam Hubbard 1-2, Cam Sample 1-0, (team) 1-9. BENGALS 6-31, OPPONENTS 10-60.

Fumbles-lost: Hayden Hurst 1-1, Trent Taylor 1-0. BENGALS 2-1, OPPONENTS 4-2.

PASSING	ATT	CMP	YDS	CMP%	YDS/ATT	TD	TD%	INT	INT%	LG	SKD-YDS	RAT
Joe Burrow	109	72	721	66.1	6.61	4	3.7	2	1.8	35	10-60	89.3
BENGALS	109	72	721	66.1	6.61	4	3.7	2	1.8	35	10-60	89.3
OPPONENTS	114	71	816	62.3	7.16	4	3.5	2	1.8	41t	6-31	88.2

RUSHING	ATT	YDS	AVG	LG	TD
Joe Mixon	39	163	4.2	16	1
Joe Burrow	15	70	4.7	21	1
Samaje Perine	14	58	4.1	11	1
Ja'Marr Chase	1	3	3.0	3	0
BENGALS	69	294	4.3	21	3
OPPONENTS	74	261	3.5	35	1

RECEIVING	REC	YDS	AVG	LG	TD
Ja'Marr Chase	20	220	11.0	35	2
Tee Higgins	13	148	11.4	27t	1
Hayden Hurst	13	141	10.8	23	1
Joe Mixon	8	50	6.3	13	0
Samaje Perine	8	35	4.4	11	0
Tyler Boyd	6	89	14.8	24	0
Trenton Irwin	2	19	9.5	13	0
Mitchell Wilcox	2	19	9.5	10	0
BENGALS	72	721	10.0	35	4
OPPONENTS	71	816	11.5	41t	4

INTERCEPTIONS	NO	YDS	AVG	LG	TD
Akeem Davis-Gaither	1	0	0.0	0	0
Cam Taylor-Britt	1	0	0.0	0	0
BENGALS	2	0	0.0	0	0
OPPONENTS	2	6	3.0	10	0

PUNTING	NO	YDS	AVG	NET	TB	IN-20	LG	BLK
Drue Chrisman	9	420	46.7	39.2	0	3	54	0
BENGALS	9	420	46.7	39.2	0	3	54	0
OPPONENTS	11	472	42.9	39.4	0	6	53	0

PUNT RETURNS	NO	FC	YDS	AVG	LG	TD
Trent Taylor	5	3	39	7.8	14	0
BENGALS	5	3	39	7.8	14	0
OPPONENTS	5	1	67	13.4	29	0

KICKOFF RETURNS	NO	YDS	AVG	LG	TD
Trayveon Williams	4	93	23.3	29	0
Trenton Irwin	1	8	8.0	8	0
Trent Taylor	1	18	18.0	16	0
BENGALS	6	119	19.8	29	0
OPPONENTS	10	218	21.8	29	0

FIELD GOALS	1-19	20-29	30-39	40-49	50+
Evan McPherson	0-0	3-3	2-2	0-0	0-0
BENGALS	0-0	3-3	2-2	0-0	0-0
OPPONENTS	0-0	3-3	0-0	2-2	0-0

Evan McPherson: (39G), (28G, 20G), (30G, 23G).

Opponents: (22G), (25G), (43G, 24G, 45G).

DEFENSE*	ST	AT	TT	SKS-YDS	INT-YDS	PD	FF	FR-YDS
Logan Wilson	15	8	23	0-0	0-0	0	1	0-0
Jessie Bates III	16	4	20	0-0	0-0	0	0	0-0
Germaine Pratt	12	8	20	0-0	0-0	3	0	0-0
Eli Apple	15	3	18	0-0	0-0	1	0	0-0
Vonn Bell	12	5	17	1-3	0-0	0	0	0-0
Mike Hilton	12	3	15	1-8	0-0	2	0	0-0
Cam Taylor-Britt	8	3	11	0-0	1-0	3	0	0-0
B.J. Hill	4	5	9	1-9	0-0	2	0	0-0
DJ Reader	4	4	8	0-0	0-0	1	0	0-0
Zach Carter	3	5	8	0-0	0-0	0	0	0-0
Sam Hubbard	4	3	7	1-2	0-0	0	0	2-98
Joseph Ossai	4	2	6	0-0	0-0	2	0	0-0
Cam Sample	3	3	6	1-0	0-0	1	0	0-0
Josh Tupou	1	5	6	0-0	0-0	0	0	0-0
Trey Hendrickson	1	1	2	0-0	0-0	0	0	0-0
Jay Tufele	0	2	2	0-0	0-0	0	0	0-0
Akeem Davis-Gaither	1	0	1	0-0	1-0	1	0	0-0
(team)	—	—	—	1-9	—	—	—	—

SPECIAL TEAMS*	ST	AT	TT	FF	FR-YDS	BP	BFG	BXP
Akeem Davis-Gaither	4	1	5	0	0-0	0	0	0
Clay Johnston	2	0	2	0	0-0	0	0	0
Markus Bailey	1	1	2	0	0-0	0	0	0
Dax Hill	1	1	2	0	0-0	0	0	0
Cal Adomitis	1	0	1	0	0-0	0	0	0
Joe Bachie	1	0	1	0	0-0	0	0	0
Jalen Davis	1	0	1	0	0-0	0	0	0
Stanley Morgan	1	0	1	0	0-0	0	0	0
Samaje Perine	1	0	1	0	0-0	0	0	0
Trayveon Williams	1	0	1	0	0-0	0	0	0

* NOTE: All defensive statistics above are press box statistics produced at the games.

2022 GAME-BY-GAME TEAM STATISTICS

OFFENSE

DATE	OPPONENT	YDS	RUSH-YDS	PASS YDS	COMP-ATT	TD-P/INT	SKD-YDS	1D	3D-CONV	F-FL	POSS
Sept. 11	PITTSBURGH (OT)	432	34-133	299	33-53	2/4	7-39	32	8-16	2-1	43:42
Sept. 18	at Dallas	254	25-89	165	24-36	1/0	6-34	19	6-17	1-0	33:48
Sept. 25	at N.Y. Jets	330	28-69	261	23-36	3/0	2-14	20	7-14	2-1	32:24
Sept. 29	MIAMI	371	30-67	304	21-32	2/0	1-6	16	8-15	0-0	31:35
Oct. 9	at Baltimore	291	21-101	190	24-35	1/1	3-27	20	4-10	0-0	30:01
Oct. 16	at New Orleans	348	14-75	273	28-37	3/0	3-27	21	6-10	1-1	27:46
Oct. 23	ATLANTA	537	21-78	459	34-42	3/0	3-22	29	7-11	0-0	33:05
Oct. 31	at Cleveland	229	10-36	193	25-35	2/1	5-39	15	4-10	1-1	23:15
Nov. 6	CAROLINA	464	39-241	223	25-31	1/0	2-5	30	6-10	1-0	39:21
Nov. 13	— BYE —										
Nov. 20	at Pittsburgh	408	24-62	346	24-39	4/2	2-9	22	3-9	0-0	31:36
Nov. 27	at Tennessee	374	28-108	266	22-37	1/0	1-4	21	5-14	0-0	31:46
Dec. 4	KANSAS CITY	431	34-152	279	25-31	2/0	1-7	26	7-11	0-0	32:06
Dec. 11	CLEVELAND	363	26-136	227	18-33	2/1	2-12	23	6-15	0-0	28:08
Dec. 18	at Tampa Bay	237	21-53	184	27-39	4/1	2-16	20	5-13	1-0	29:25
Dec. 24	at New England	442	24-73	369	40-52	3/2	2-6	28	8-16	1-1	36:47
Jan. 2	BUFFALO				(GAME CANCELED)						
Jan. 8	BALTIMORE	257	20-55	202	25-42	1/0	2-13	15	5-15	1-1	31:19
2022 REG. SEASON TOTALS		5768	399-1528	4240	418-610	35/12	44-280	357	95-206	11-6	31:55
Jan. 15	BALTIMORE	234	18-51	183	23-32	1/0	4-26	18	7-13	2-1	27:34
Jan. 22	at Buffalo	412	34-172	240	23-36	2/0	1-2	30	6-10	0-0	33:54
Jan. 29	at Kansas City	309	17-71	238	26-41	1/2	5-32	18	6-14	0-0	27:09
2022 POSTSEASON TOTALS		955	69-294	661	72-109	4/2	10-60	66	19-37	2-1	29:32

DEFENSE

DATE	OPPONENT	YDS	RUSH-YDS	PASS YDS	COMP-ATT	TD-P/INT	SKD-YDS	1D	3D-CONV	F-FL	POSS
Sept. 11	PITTSBURGH (OT)	267	22-75	192	21-38	1/0	1-2	13	4-15	1-0	26:18
Sept. 18	at Dallas	337	27-107	230	19-31	1/0	1-5	19	3-10	1-1	26:12
Sept. 25	at N.Y. Jets	328	20-76	252	28-52	0/2	4-33	19	7-18	3-2	27:36
Sept. 29	MIAMI	378	22-85	293	22-37	1/2	1-10	20	2-10	0-0	28:25
Oct. 9	at Baltimore	325	28-155	170	19-32	1/1	1-4	22	5-11	1-0	29:59
Oct. 16	at New Orleans	399	34-228	171	19-36	1/0	1-7	22	8-17	0-0	32:14
Oct. 23	ATLANTA	214	29-107	107	8-13	1/0	3-17	13	4-10	1-0	26:55
Oct. 31	at Cleveland	440	44-172	268	17-23	1/1	2-10	24	8-13	1-1	36:45
Nov. 6	CAROLINA	228	18-64	164	17-30	2/2	0-0	13	2-8	1-1	20:39
Nov. 13	— BYE —										
Nov. 20	at Pittsburgh	351	24-102	249	25-42	1/0	2-16	17	8-17	1-0	28:24
Nov. 27	at Tennessee	344	21-63	281	22-34	0/0	1-10	15	7-16	1-0	28:14
Dec. 4	KANSAS CITY	349	25-138	211	16-27	1/0	2-12	20	6-11	1-1	27:54
Dec. 11	CLEVELAND	344	25-71	273	26-43	1/1	2-3	18	4-15	0-0	31:52
Dec. 18	at Tampa Bay	396	25-92	304	30-44	3/2	1-8	25	4-12	3-2	30:35
Dec. 24	at New England	285	16-61	224	21-33	2/0	4-16	15	6-13	4-1	23:13
Jan. 2	BUFFALO				(GAME CANCELED)						
Jan. 8	BALTIMORE	386	27-110	276	19-44	0/2	4-10	20	6-16	2-2	28:41
2022 REG. SEASON TOTALS		5371	407-1706	3665	329-559	17/13	30-163	295	84-212	21-11	28:05
Jan. 15	BALTIMORE	364	35-155	209	17-29	2/1	2-17	23	3-11	2-1	32:26
Jan. 22	at Buffalo	325	19-64	261	25-42	0/1	1-3	19	5-12	0-0	26:06
Jan. 29	at Kansas City	357	20-42	315	29-43	2/0	3-11	23	7-14	2-1	32:51
2022 POSTSEASON TOTALS		1046	74-261	785	71-114	4/2	6-31	65	15-37	4-2	30:28

2022 BEST PERFORMANCES

REGULAR SEASON

RUSHING YARDS

153 — Joe Mixon, Nov. 6 vs. Carolina
 106 — Samaje Perine, Dec. 4 vs. Kansas City
 96 — Joe Mixon, Dec. 11 vs. Cleveland

RUSHING ATTEMPTS

27 — Joe Mixon, Sept. 11 vs. Pittsburgh
 24 — Joe Mixon, Sept. 29 vs. Miami
 22 — Joe Mixon, Nov. 6 vs. Carolina

LONGEST RUSHES

40 — Joe Mixon, Dec. 11 vs. Cleveland
 31 — Joe Mixon, Sept. 11 vs. Pittsburgh
 29 — (two times)

RECEPTIONS

10 — Ja'Marr Chase, Sept. 11 vs. Pittsburgh
 10 — Ja'Marr Chase, Dec. 11 vs. Cleveland
 9 — Tee Higgins, Nov. 20 at Pittsburgh

RECEIVING YARDS

155 — Tyler Boyd, Oct. 23 vs. Atlanta
 148 — Tee Higgins, Nov. 20 at Pittsburgh
 132 — Ja'Marr Chase, Oct. 16 at New Orleans

PASSING YARDS

481 — Joe Burrow, Oct. 23 vs. Atlanta
 375 — Joe Burrow, Dec. 24 at New England
 355 — Joe Burrow, Nov. 20 at Pittsburgh

PASS ATTEMPTS

53 — Joe Burrow, Sept. 11 vs. Pittsburgh
 52 — Joe Burrow, Dec. 24 at New England
 42 — (two times)

PASS COMPLETIONS

40 — Joe Burrow, Dec. 24 at New England
 34 — Joe Burrow, Oct. 23 vs. Atlanta
 33 — Joe Burrow, Sept. 11 vs. Pittsburgh

LONGEST PASSES

60 — Joe Burrow to Ja'Marr Chase, Oct. 16 at New Orleans (TD)
 60 — Joe Burrow to Tyler Boyd, Oct. 23 vs. Atlanta (TD)
 59 — Joe Burrow to Tee Higgins, Sept. 29 vs. Miami (TD)

YARDS FROM SCRIMMAGE

211 — Joe Mixon, Nov. 6 vs. Carolina (153 rushing, 58 receiving)
 155 — Tyler Boyd, Oct. 23 vs. Atlanta (0 rushing, 155 receiving)
 155 — Samaje Perine, Dec. 4 vs. Kansas City (106 rushing, 49 receiving)

LONGEST KICKOFF RETURNS

42 — Trayveon Williams, Nov. 20 at Pittsburgh
 33 — Trayveon Williams, Dec. 24 at New England
 29 — (three times)

LONGEST PUNT RETURNS

27 — Trent Taylor, Nov. 6 vs. Carolina
 23 — Trent Taylor, Sept. 29 vs. Miami
 21 — Trent Taylor, Oct. 23 vs. Atlanta

TOTAL TACKLES*

17 — Logan Wilson, Dec. 11 vs. Cleveland
 15 — Logan Wilson, Dec. 18 at Tampa Bay
 14 — Germaine Pratt, Oct. 16 at New Orleans

SOLO TACKLES*

14 — Logan Wilson, Dec. 11 vs. Cleveland
 9 — (three times)

***NOTE:** The defensive statistics above are press box statistics produced at the games.

2022 STARTING LINEUPS

OFFENSE

DATE	OPPONENT	WR	LOT	LG	C	RG	ROT	TE	WR	WR	QB	HB
Sept. 11	PITTSBURGH	Chase	J.Williams	Volson	Karras	Cappa	Collins	Hurst	Sample(2ndTE)	Higgins	Burrow	Mixon
Sept. 18	at Dallas	Chase	J.Williams	Volson	Karras	Cappa	Collins	Hurst	Sample(2ndTE)	Higgins	Burrow	Mixon
Sept. 25	at N.Y. Jets	Chase	J.Williams	Volson	Karras	Cappa	Collins	Hurst	Boyd	Higgins	Burrow	Mixon
Sept. 29	MIAMI	Chase	J.Williams	Volson	Karras	Cappa	Collins	Hurst	Boyd	Higgins	Burrow	Mixon
Oct. 9	at Baltimore	Chase	J.Williams	Volson	Karras	Cappa	Collins	Hurst	Boyd	Higgins	Burrow	Mixon
Oct. 16	at New Orleans	Chase	J.Williams	Volson	Karras	Cappa	Collins	Hurst	Boyd	M.D.Thomas	Burrow	Mixon
Oct. 23	ATLANTA	Chase	J.Williams	Volson	Karras	Cappa	Collins	Hurst	Boyd	Higgins	Burrow	Mixon
Oct. 31	at Cleveland	M.D.Thomas	J.Williams	Volson	Karras	Cappa	Collins	Hurst	Boyd	Higgins	Burrow	Mixon
Nov. 6	CAROLINA	Taylor	J.Williams	Volson	Karras	Cappa	Collins	Hurst	Boyd	Higgins	Burrow	Mixon
Nov. 13	— BYE —											
Nov. 20	at Pittsburgh	Irwin	J.Williams	Volson	Karras	Cappa	Collins	Hurst	Boyd	Higgins	Burrow	Mixon
Nov. 27	at Tennessee	Wilcox(2ndTE)	J.Williams	Volson	Karras	Cappa	Collins	Hurst	Boyd	Higgins	Burrow	Perine
Dec. 4	KANSAS CITY	Chase	J.Williams	Volson	Karras	Cappa	Collins	Hurst	Boyd	Higgins	Burrow	Perine
Dec. 11	CLEVELAND	Chase	J.Williams	Volson	Karras	Cappa	Collins	Wilcox	Boyd	Irwin	Burrow	Mixon
Dec. 18	at Tampa Bay	Chase	J.Williams	Volson	Karras	Cappa	Collins	Wilcox	Boyd	Higgins	Burrow	Mixon
Dec. 24	at New England	Chase	J.Williams	Volson	Karras	Cappa	Collins	Wilcox	Boyd	Higgins	Burrow	Mixon
Jan. 2	BUFFALO	(GAME CANCELED)										
Jan. 8	BALTIMORE	Chase	J.Williams	Volson	Karras	Cappa	Adeniji	Hurst	Boyd	Higgins	Burrow	Mixon
Jan. 15	BALTIMORE	Chase	J.Williams	Volson	Karras	Scharping	Adeniji	Hurst	Boyd	Higgins	Burrow	Mixon
Jan. 22	at Buffalo	Chase	Carman	Volson	Karras	Scharping	Adeniji	Hurst	Boyd	Higgins	Burrow	Mixon
Jan. 29	at Kansas City	Chase	Carman	Volson	Karras	Scharping	Adeniji	Hurst	Boyd	Higgins	Burrow	Mixon

DEFENSE

DATE	OPPONENT	LDE	NT	DT	RDE	LB	LB	NCB	CB	CB	S	S
Sept. 11	PITTSBURGH	Hubbard	Reader	B.Hill	Hendrickson	Wilson	Pratt	Hilton	Apple	Awuzie	Bell	Bates
Sept. 18	at Dallas	Hubbard	Reader	B.Hill	Hendrickson	Wilson	Pratt	Tupou(2ndDT)	Apple	Awuzie	Bell	Bates
Sept. 25	at N.Y. Jets	Hubbard	Reader	B.Hill	Hendrickson	Wilson	Tupou(2ndDT)	D.Hill(3rdS)	Apple	Awuzie	Bell	Bates
Sept. 29	MIAMI	Hubbard	Tupou	B.Hill	Hendrickson	Wilson	Pratt	Carter(2ndDT)	Apple	Awuzie	Bell	Bates
Oct. 9	at Baltimore	Hubbard	Tupou	B.Hill	Hendrickson	Wilson	Pratt	Carter(2ndDT)	Apple	Awuzie	Bell	Bates
Oct. 16	at New Orleans	Hubbard	Tupou	B.Hill	Hendrickson	Wilson	Pratt	Carter(2ndDT)	Apple	Awuzie	Bell	Bates
Oct. 23	ATLANTA	Hubbard	Carter(2ndDT)	B.Hill	Hendrickson	Wilson	Pratt	Bailey(3rdLB)	Apple	Awuzie	Bell	Bates
Oct. 31	at Cleveland	Hubbard	Tufele	B.Hill	Hendrickson	Wilson	Pratt	Carter(2ndDT)	Taylor-Britt	Awuzie	Bell	Bates
Nov. 6	CAROLINA	Hubbard	Tufele	B.Hill	Hendrickson	Wilson	Pratt	Carter(2ndDT)	Apple	Taylor-Britt	Bell	Bates
Nov. 13	— BYE —											
Nov. 20	at Pittsburgh	Hubbard	Reader	B.Hill	Hendrickson	Wilson	Pratt	Carter(2ndDT)	Apple	Taylor-Britt	Bell	Bates
Nov. 27	at Tennessee	Hubbard	Reader	B.Hill	Hendrickson	Wilson	Pratt	Carter(2ndDT)	Apple	Taylor-Britt	Bell	Bates
Dec. 4	KANSAS CITY	Hubbard	Reader	B.Hill	Hendrickson	Wilson	Pratt	Hilton	Apple	Taylor-Britt	Bell	Bates
Dec. 11	CLEVELAND	Hubbard	Reader	B.Hill	Hendrickson	Wilson	Pratt	Hilton	Apple	Taylor-Britt	Bell	Bates
Dec. 18	at Tampa Bay	Hubbard	Reader	B.Hill	Tupou(2ndDT)	Wilson	Pratt	D.Hill	Apple	Taylor-Britt	Bell	Bates
Dec. 24	at New England	C.Sample	Reader	B.Hill	Hendrickson	Wilson	Pratt	Carter(2ndDT)	Apple	Taylor-Britt	Bell	Bates
Jan. 2	BUFFALO	(GAME CANCELED)										
Jan. 8	BALTIMORE	Hubbard	Reader	B.Hill	Hendrickson	Wilson	Pratt	Hilton	Apple	Taylor-Britt	Bell	Bates
Jan. 15	BALTIMORE	Hubbard	Reader	B.Hill	Hendrickson	Wilson	Pratt	Carter(2ndDT)	Apple	Taylor-Britt	Bell	Bates
Jan. 22	at Buffalo	Hubbard	Reader	B.Hill	Hendrickson	Wilson	Pratt	Hilton	Apple	Taylor-Britt	Bell	Bates
Jan. 29	at Kansas City	Hubbard	Reader	B.Hill	Hendrickson	Wilson	Pratt	Carter(2ndDT)	Apple	Taylor-Britt	Bell	Bates

2022 REGULAR-SEASON PARTICIPATION CHART

LEGEND

(NOTE: Position designation indicates start.)

P — played as a substitute
DNP — did not play
IL — inactive list
PS — practice squad
NWT — not with team
REX — roster exemption

RI — reserve/injured list
RPUP — reserve/physically unable to perform list
RNFI — reserve/non-football injury list
RNF-I — reserve/non-football illness list
RSBC — reserve/suspended by commissioner list
RSBT — reserve/suspended by team list

RF — reserve/future list
PSI — practice squad/injured list
PSSBC — practice squad/suspended by commissioner list
= — standard elevation from practice squad
***** — eligible to practice while on a reserve list
^ — reserve/injured player designated for return

NAME	1 Cin. G-S	2 PITT.	3 @Dall.	4 @NYJ	5 MIA	6 @Balt.	7 @N.O.	8 ATL.	9 @Cle.	10 CAR.	11 @Pitt.	12 @Tenn.	13 K.C.	14 CLE.	15 @T.B.	16 @N.E.	17 BUFF.	18 BALT.	
Adeniji, Hakeem	15-1	PS	IL	P	P	P	P	P	P	P	P	P	P	P	P	P	P	—	ROT
Adomitis, Cal	15-0	P	P	P	P	P	P	P	P	P	P	P	P	P	P	P	P	—	P
Allen, Brandon	1-0	DNP	DNP	DNP	DNP	DNP	DNP	DNP	DNP	P	DNP	DNP	DNP	DNP	DNP	DNP	—	DNP	
Anderson, Tycen	0-0	RI	RI	RI	RI	RI	RI	RI	RI	RI	RI	RI	RI	RI	RI	RI	—	RI	
Apple, Eli	15-15	CB	CB	CB	CB	CB	CB	CB	IL	CB	CB	CB	CB	CB	CB	CB	—	CB	
Asiasi, Devin	12-0	IL	IL	P	P	DNP	P	P	P	P	P	P	P	P	P	P	—	IL	
Awuzie, Chidobe	8-8	CB	CB	CB	CB	CB	CB	CB	RI	RI	RI	RI	RI	RI	RI	RI	—	RI	
Bachie, Joe	10-0	RPUP	RPUP	RPUP	RPUP	RPUP	RPUP	P	P	P	P	P	P	P	P	P	—	P	
Bailey, Markus	16-1	P	P	P	P	P	3rdLB	P	P	P	P	P	P	P	P	P	—	P	
Bates, Jessie, III	16-16	S	S	S	S	S	S	S	S	S	S	S	S	S	S	S	—	S	
Bell, Vonn	16-16	S	S	S	S	S	S	S	S	S	S	S	S	S	S	S	—	S	
Bowers, Nick	0-0	PS	PS	PS	PS	PS	PS	PS	PS	PS	PS	PS	PS	PS	PS	PS	—	PS	
Boyd, Tyler	16-14	P	WR	WR	WR	WR	WR	WR	WR	WR	WR	WR	WR	WR	WR	WR	—	WR	
Brown, Ben	0-0	RI	RI	RI	RI	RI	RI	RI	RI	RI	RI	RI	RI	RI	RI	RI	—	RI	
Browning, Jake	0-0	PS	PS	PS	PS	PS	PS	PS	PS	PS	PS	PS	PS	PS	PS	PS	—	IL=	
Burrow, Joe	16-16	QB	QB	QB	QB	QB	QB	QB	QB	QB	QB	QB	QB	QB	QB	QB	—	QB	
Cappa, Alex	16-16	RG	RG	RG	RG	RG	RG	RG	RG	RG	RG	RG	RG	RG	RG	RG	—	RG	
Carman, Jackson	3-0	P	IL	IL	IL	IL	IL	IL	IL	IL	IL	IL	IL	IL	IL	IL	—	P	
Carney, Owen	0-0	NWT	NWT	NWT	NWT	NWT	NWT	NWT	NWT	NWT	NWT	NWT	PS	PS	PS	PS	—	PS	
Carter, Zach	16-9	P	P	2ndDT	2ndDT	2ndDT	2ndDT	2ndDT	2ndDT	2ndDT	2ndDT	2ndDT	P	P	P	DT	—	P	
Chase, Ja'Marr	12-12	WR	WR	WR	WR	WR	WR	IL	IL	IL	IL	WR	WR	WR	WR	WR	—	WR	
Chrisman, Drue	7-0	PS	PS	PS	PS	PS	PS	PS	PS	P=	P=	P=	P	P	P	—	P		
Cochran, Devin	0-0	PS	PS	PS	PS	PS	PS	PS	PS	PS	PS	PS	PS	PS	PS	PS	—	PS	
Collins, La'el	15-15	ROT	ROT	ROT	ROT	ROT	ROT	ROT	ROT	ROT	ROT	ROT	ROT	ROT	ROT	ROT	—	RI	
Corker, Yusuf	0-0	PS	PS	PS	PS	PS	PS	PS	PS	PS	PS	PS	PS	PS	PS	PS	—	PS	
Davis, Dominique	2-0	PS	PS	PS	PS	PS	PS	P=	P=	P=	PS	PS	PS	PS	PS	PS	—	PS	
Davis, Jalen	13-0	P	P	P	P	P	P	P	P	P	P	P	P	P	IL	IL	—	IL	
Davis-Gaither, Akeem	16-1	P	P	P	P	P	P	LB	P	P	P	P	P	P	P	P	—	P	
Evans, Chris	12-0	P	P	P	P	P	P	P	P	P	IL	P	IL	P	IL	—	IL		
Flowers, Tre	15-0	P	P	P	P	P	P	P	IL	P	P	P	P	P	P	P	—	P	
George, Allan	4-0	PS	PS	PS	PS	PS	PS	PS	P=	PS	PS	PS	PS	PS	P=	P=	—	P	
Gilliam, Nate	0-0	PS	PS	PS	PS	PS	PS	PS	PS	PS	PS	PS	PS	PS	PS	PS	—	PS	
Gunter, Jeff	10-0	P	P	P	P	DNP	IL	P	P	P	IL	IL	IL	P	P	—	IL		
Harris, Clark	1-0	P	RI	RI	RI	RI	RI	RI	RI	RI	RI	RI	RI	RI	RI	RI	—	RI	
Hendrickson, Trey	15-15	RDE	RDE	RDE	RDE	RDE	RDE	RDE	RDE	RDE	RDE	RDE	RDE	RDE	IL	RDE	—	RDE	
Higgins, Tee	16-14	WR	WR	WR	WR	P	WR	WR	WR	WR	WR	WR	WR	P	WR	WR	—	WR	
Hill, B.J.	16-16	DT	DT	DT	DT	DT	DT	DT	DT	DT	DT	DT	DT	DT	DT	DT	—	DT	
Hill, Dax	15-2	P	3rdS	P	P	P	P	P	P	P	IL	P	P	P	NCB	P	—	P	
Hill, Trey	11-0	DNP	DNP	DNP	DNP	P	P	P	P	P	P	P	P	P	P	P	—	P	
Hilton, Mike	14-4	NCB	P	P	P	P	P	P	IL	P	P	P	NCB	NCB	IL	P	—	NCB	
Holyfield, Elijah	0-0	RI	RI	RI	RI	RI	RI	RI	RI	RI	RI	RI	RI	RI	RI	RI	—	RI	
Hubbard, Sam	15-15	LDE	LDE	LDE	LDE	LDE	LDE	LDE	LDE	LDE	LDE	LDE	LDE	LDE	LDE	IL	—	LDE	
Huber, Kevin	9-0	P	P	P	P	P	P	P	P	IL	IL	IL	PS	PS	PS	—	PS		
Hudson, Tanner	0-0	NWT	NWT	NWT	NWT	NWT	NWT	NWT	NWT	NWT	NWT	NWT	NWT	PS	PS	PS	—	PS	
Hurst, Hayden	13-13	TE	TE	TE	TE	TE	TE	TE	TE	TE	TE	TE	IL	IL	IL	—	TE		
Irwin, Trenton	9-2	PS	PS	PS	PS	PS	PS	P=	P=	WR=	P	P	WR	P	P	—	P		
Johnson, Raymond, III	0-0	PS	PS	PS	PS	PS	PS	PS	PS	PS	PS	PS	PS	PS	PS	PS	—	PS	
Johnson, Tyron	0-0	NWT	NWT	NWT	NWT	NWT	NWT	NWT	NWT	NWT	NWT	NWT	NWT	PS	PS	PS	—	PS	
Johnston, Clay	16-0	P	P	P	P	P	P	P	P	P	P	P	P	P	P	P	—	P	
Jones, Keandre	1-0	PS	PS	P=	PS	PS	PS	PS	PS	PS	PS	PS	PS	PS	PS	PS	—	PS	
Kareem, Khalid	0-0	RI	RI	RI	RI	RI**	PS	PS	PS	PS	NWT	NWT	NWT	NWT	NWT	NWT	—	NWT	
Karras, Ted	16-16	C	C	C	C	C	C	C	C	C	C	C	C	C	C	C	—	C	
Lassiter, Kwamie, II	1-0	PS	PS	PS	PS	PS	PS	PS	PS	PS	P=	PS	PS	PS	PS	—	PS		
McPherson, Evan	16-0	P	P	P	P	P	P	P	P	P	P	P	P	P	P	P	—	P	
Mixon, Joe	14-14	HB	HB	HB	HB	HB	HB	HB	HB	HB	IL	IL	HB	HB	HB	—	HB		
Morgan, Stanley	14-0	P	P	P	P	P	IL	IL	P	P	P	P	P	P	P	P	—	P	
Noel, Desmond	0-0	RI	RI	RI	NWT	NWT	NWT	NWT	NWT	NWT	NWT	NWT	NWT	NWT	NWT	NWT	—	NWT	
Ossai, Joseph	16-0	P	P	P	P	P	P	P	P	P	P	P	P	P	P	P	—	P	
Perine, Samaje	16-2	P	P	P	P	P	P	P	P	P	P	HB	HB	P	P	P	—	P	
Pratt, Germaine	15-15	LB	IL	LB	LB	LB	LB	LB	LB	LB	LB	LB	LB	LB	LB	LB	—	LB	
Prince, Isaiah	0-0	RI	RI	RI	RI	RI	RI	RI	RI	RI	PS	PS	PS	PS	PS	PS	—	PS	
Reader, DJ	10-10	NT	NT	RI	RI	RI	RI	RI	RI	RI	NT	NT	NT	NT	NT	NT	—	NT	
Sample, Cam	16-1	P	P	P	P	P	P	P	P	P	P	P	P	P	P	LDE	—	P	
Sample, Drew	2-2	2ndTE	IL	IL	RI	RI	RI	RI	RI	RI	RI	RI	RI	RI	RI	RI	—	RI	
Scales, Tegray	0-0	PS	PS	PS	PS	PS	PS	PS	PS	PS	PS	NWT	NWT	NWT	NWT	NWT	—	NWT	
Scharping, Max	14-0	IL	IL	P	P	P	P	P	P	P	P	P	P	P	P	P	—	P	
Shelvin, Tyler	2-0	PS	PS	PS	P=	PS	P=	PS	PS	PS	PS	PS	PS	NWT	NWT	NWT	—	NWT	
Smith, D'Ante	1-0	IL	P	IL	IL	IL	IL	IL	IL	IL	IL	IL	IL	IL	IL	IL	—	IL	
Taylor, Trent	16-1	P	P	P	P	P	P	P	WR	P	P	P	P	P	P	P	—	P	
Taylor-Britt, Cam	10-9	RI	RI	RI	IL	IL	P	CB	CB	CB	CB	CB	CB	CB	CB	CB	—	CB	
Tell, Marvell, III	0-0	PS	PS	PS	PS	PS	PS	PS	PS	PS	PS	PS	PS	PS	PS	PS	—	PS	
Thomas, Michael J.	16-0	P	P	P	P	P	P	P	P	P	P	P	P	P	P	P	—	P	
Thomas, Mike D.	10-2	P	P	P	P	WR	P	WR	P	P	NWT	NWT	NWT	NWT	NWT	NWT	—	NWT	
Tufele, Jay	7-2	IL	IL	DNP	IL	P	P	NT	NT	P	P	IL	DNP	P	DNP	P	—	DNP	
Tupou, Josh	11-6	IL	2ndDT	2ndDT	NT	NT	IL	IL	IL	IL	IL	IL	P	P	2ndDT	P	—	P	
Volson, Cordell	16-16	LG	LG	LG	LG	LG	LG	LG	LG	LG	LG	LG	LG	LG	LG	LG	—	LG	
Wilcox, Mitchell	16-4	P	P	P	P	P	P	P	P	P	2ndTE	P	TE	TE	TE	—	P		
Williams, Jonah	16-16	LOT	LOT	LOT	LOT	LOT	LOT	LOT	LOT	LOT	LOT	LOT	LOT	LOT	LOT	LOT	—	LOT	
Williams, Trayveon	8-0	IL	IL	IL	IL	IL	IL	IL	IL	IL	P	P	P	P	P	P	—	P	
Wilson, Brandon	0-0	RPUP	RPUP	RPUP	RPUP	RPUP	RPUP	RPUP	RPUP	RPUP*	RPUP*	RPUP*	RPUP*	RPUP	RPUP	RPUP	—	RPUP	
Wilson, Logan	15-15	LB	LB	LB	LB	LB	IL	LB	LB	LB	LB	LB	LB	LB	LB	LB	—	LB	

2022 POSTSEASON PARTICIPATION CHART

LEGEND

(NOTE: Position designation indicates start.)

P — played as a substitute
DNP — did not play
IL — inactive list
PS — practice squad
NWT — not with team
REX — roster exemption

RI — reserve/injured list
RPUP — reserve/physically unable to perform list
RNFI — reserve/non-football injury list
RNF-I — reserve/non-football illness list
RSCB — reserve/suspended by commissioner list
RSBT — reserve/suspended by team list

RF — reserve/future list
PSI — practice squad/injured list
PSSBC — practice squad/suspended by commissioner list
= — standard elevation from practice squad
***** — eligible to practice while on a reserve list
^ — reserve/injured player designated for return

NAME	Cin. G-S	WC BALT.	DIV. @Buff.	AFCC @K.C.
Adeniji, Hakeem	3-3	...ROT	ROT	ROT
Adomitis, Cal	3-0	...P	P	P
Allen, Brandon	0-0	...DNP	DNP	DNP
Anderson, Tycen	0-0	...RI^	RI^	RI^
Apple, Eli	3-3	...CB	CB	CB
Asiasi, Devin	2-0	...IL	P	P
Awuzie, Chidobe	0-0	...RI	RI	RI
Bachie, Joe	3-0	...P	P	P
Bailey, Markus	3-0	...P	P	P
Bates, Jessie, III	3-3	...S	S	S
Bell, Vonn	3-3	...S	S	S
Bowers, Nick	0-0	...PS	IL=	PS
Boyd, Tyler	3-3	...WR	WR	WR
Brown, Ben	0-0	...RI	RI	RI
Browning, Jake	0-0	...PS	PS	IL=
Burrow, Joe	3-3	...QB	QB	QB
Cappa, Alex	0-0	...IL	IL	IL
Carman, Jackson	3-2	...P	LOT	LOT
Carney, Owen	0-0	...PS	PS	PS
Carter, Zach	3-2	...2ndDT	P	2ndDT
Chase, Ja'Marr	3-3	...WR	WR	WR
Chrisman, Drue	3-0	...P	P	P
Cochran, Devin	0-0	...PS	PS	PS
Collins, La'el	0-0	...RI	RI	RI
Corker, Yusuf	0-0	...PS	PS	PS
Davis, Dominique	0-0	...PS	PS	PS
Davis, Jalen	1-0	...IL	P	IL
Davis-Gaither, Akeem	3-0	...P	P	P
Evans, Chris	0-0	...IL	IL	IL
Flowers, Tre	2-0	...P	IL	P
George, Allan	3-0	...P	P	P
Gilliam, Nate	0-0	...PS	PS	PS
Gunter, Jeff	0-0	...IL	IL	IL
Harris, Clark	0-0	...RI	RI	RI
Hendrickson, Trey	3-3	...RDE	RDE	RDE
Higgins, Tee	3-3	...WR	WR	WR
Hill, B.J.	3-3	...DT	DT	DT
Hill, Dax	3-0	...P	P	P
Hill, Trey	3-0	...P	P	P
Hilton, Mike	3-1	...P	NCB	P
Holyfield, Elijah	0-0	...RI	RI	RI
Hubbard, Sam	3-3	...LDE	LDE	LDE
Huber, Kevin	0-0	...PS	PS	PS
Hudson, Tanner	0-0	...PS	PS	PS
Hurst, Hayden	3-3	...TE	TE	TE
Irwin, Trenton	3-0	...P	P	P
Johnson, Raymond, III	0-0	...IL=	PS	PS
Johnson, Tyron	0-0	...PS	PS	PS
Johnston, Clay	3-0	...P	P	P
Jones, Keandre	0-0	...IL=	PS	PS
Kareem, Khalid	0-0	...NWT	NWT	NWT
Karras, Ted	3-3	...C	C	C
Lassiter, Kwamie, II	0-0	...PS	PS	PS
McPherson, Evan	3-0	...P	P	P
Mixon, Joe	3-3	...HB	HB	HB
Morgan, Stanley	3-0	...P	P	P
Noel, Desmond	0-0	...NWT	NWT	NWT
Ossai, Joseph	3-0	...P	P	P
Perine, Samaje	3-0	...P	P	P
Pratt, Germaine	3-3	...LB	LB	LB
Prince, Isaiah	0-0	...PS	DNP=	DNP=
Reader, DJ	3-3	...NT	NT	NT
Sample, Cam	3-0	...P	P	P
Sample, Drew	0-0	...RI	RI	RI
Scales, Tegray	0-0	...NWT	NWT	NWT
Scharping, Max	3-3	...RG	RG	RG
Shelvin, Tyler	0-0	...NWT	NWT	NWT
Smith, D'Ante	3-0	...P	P	P
Taylor, Trent	3-0	...P	P	P
Taylor-Britt, Cam	3-3	...CB	CB	CB
Tell, Marvell, III	0-0	...PS	PS	PS
Thomas, Michael J.	3-0	...P	P	P
Thomas, Mike D.	0-0	...NWT	NWT	NWT
Tufele, Jay	1-0	...P	IL	IL
Tupou, Josh	3-0	...P	P	P
Volson, Cordell	3-3	...LG	LG	LG
Wilcox, Mitchell	3-0	...P	P	P
Williams, Jonah	1-1	...LOT	IL	IL
Williams, Trayveon	3-0	...P	P	P
Wilson, Brandon	0-0	...RPUP	RPUP	RPUP
Wilson, Logan	3-3	...LB	LB	LB

2022-23 TRANSACTIONS

(TRANSACTIONS FROM 6-2-21 THROUGH 6-14-22 ARE IN BENGALS' 2022 MEDIA GUIDE)

June 14, 2022	— Signed G/OT Cordell Volson (D4).	Oct. 3, 2022	— Placed TE Drew Sample on the Reserve/Injured list.
July 25, 2022	— Signed DT Domenique Davis (FA), DE Raymond Johnson III (FA) and LB Tegray Scales (FA).	Oct. 5, 2022	— Announced that DE Khalid Kareem and CB Cam Taylor-Britt were designated for return from the Reserve/Injured list and eligible to practice.
July 27, 2022	— Signed QB Drew Plitt (CFA-Ball State).	Oct. 8, 2022	— Activated CB Cam Taylor-Britt from the Reserve/Injured list to the active roster; Elevated DT Tyler Shelvin from the Practice Squad to the active roster (standard elevation).
July 28, 2022	— Signed HB Jacques Patrick (FA); Placed HB Elijah Holyfield on the Reserve/Injured list.	Oct. 10, 2022	— Activated DE Khalid Kareem from the Reserve/Injured list to the active roster; DT Tyler Shelvin reverted from the active roster to the Practice Squad.
Aug. 13, 2022	— Placed DE Wyatt Hubert on the Reserve/Retired list.	Oct. 11, 2022	— Waived DE Khalid Kareem .
Aug. 14, 2022	— Waived CB Abu Daramy-Swaray , HB Shermari Jones and WR Pooka Williams Jr.	Oct. 13, 2022	— Signed DE Khalid Kareem to the Practice Squad.
Aug. 15, 2022	— Placed C Ben Brown on the Reserve/Injured list.	Oct. 19, 2022	— Announced that LB Joe Bachie (Reserve/Physically Unable to Perform list) was eligible to practice.
Aug. 17, 2022	— Signed CB Javaris Davis (FA); Waived Bookie Radley-Hiles .	Oct. 22, 2022	— Activated LB Joe Bachie (Reserve/Physically Unable to Perform list) to the roster; Elevated DT Tyler Shelvin from the Practice Squad to the active roster (standard elevation).
Aug. 19, 2022	— Signed G Nate Gilliam (FA); Waived LB Carson Wells .	Oct. 24, 2022	— DT Tyler Shelvin reverted from the active roster to the Practice Squad.
Aug. 22, 2022	— Waived WR Jaivon Heiligh , WR Jack Sorenson and TE Scotty Washington .	Oct. 31, 2022	— Elevated WR Trenton Irwin and DT Domenique Davis from the Practice Squad to the active roster (both were standard elevations).
Aug. 23, 2022	— Re-signed S Jessie Bates III (placed on Exempt/Commissioner Permission list); Placed S Brandon Wilson on the Reserve/Physically Unable to Perform list; Waived QB Drew Plitt .	Nov. 1, 2022	— WR Trenton Irwin and DT Domenique Davis reverted from the active roster to the Practice Squad.
Aug. 30, 2022	— Placed LB Joe Bachie on the Reserve/Physically Unable to Perform list; Terminated the contracts of S Trayvon Henderson , DE Noah Spence and WR Mike D. Thomas ; Waived the following 23 players: LS Cal Adomitis , QB Jake Browning , P Drue Chrisman , OT Devin Cochran , DT Domenique Davis , CB Javaris Davis , TE Nick Eubanks , G Lamont Gaillard (injured), G Nate Gilliam , LB Clarence Hicks , CB Delonte Hood , WR Trenton Irwin , DE Raymond Johnson III , LB Keandre Jones , WR Kwamie Lassiter II , TE Thaddeus Moss , G Desmond Noel (injured), HB Jacques Patrick , WR Kendric Pryor , TE Justin Rigg , LB Tegray Scales , DT Tyler Shelvin and DT Tariqious Tisdale .	Nov. 5, 2022	— Signed DT Domenique Davis off the Practice Squad; Placed CB Chidobe Awuzie on the Reserve/Injured list; Elevated WR Trenton Irwin and CB Allan George from the Practice Squad to the active roster (both were standard elevations).
Aug. 31, 2022	— Acquired the following three players on waivers: TE Devin Asiasi (from New England), G Max Scharping (from Houston) and DT Jay Tufele (from Jacksonville); Terminated the contracts of QB Brandon Allen and S Michael J. Thomas ; Waived HB Trayveon Williams ; G Lamont Gaillard and G Desmond Noel cleared waivers and reverted to the Reserve/Injured list; Signed the following players to the Practice Squad: LS Cal Adomitis , QB Jake Browning , P Drue Chrisman , OT Devin Cochran , DT Domenique Davis , G Nate Gilliam , WR Trenton Irwin , DE Raymond Johnson III , LB Keandre Jones , WR Kwamie Lassiter II , TE Thaddeus Moss , LB Tegray Scales and DT Tyler Shelvin .	Nov. 7, 2022	— Waived DT Domenique Davis ; WR Trenton Irwin and CB Allan George reverted from the active roster to the Practice Squad.
Sept. 1, 2022	— Re-signed WR Mike D. Thomas (FA); Placed DE Khalid Kareem and CB Cam Taylor-Britt on the Reserve/Injured list; Signed the following three players to the Practice Squad: TE Nick Bowers , S Yusuf Corker and CB Marvell Tell III .	Nov. 8, 2022	— Signed DT Domenique Davis to the Practice Squad.
Sept. 2, 2022	— Re-signed QB Brandon Allen (FA), S Michael J. Thomas (FA) and HB Trayveon Williams (FA); Placed S Tycen Anderson and OT Isaiah Prince on the Reserve/Injured list; Waived G Lamont Gaillard from the Reserve/Injured list (injury settlement).	Nov. 14, 2022	— Announced that DT DJ Reader was designated for return from the Reserve/Injured list and eligible to practice; Announced that S Brandon Wilson (Reserve/Physically Unable to Perform list) was eligible to practice.
Sept. 5, 2022	— The roster exemption for S Jessie Bates III expired, reverting him from Exempt/Commissioner Permission list to the active roster; Waived CB Allan George ; Released TE Thaddeus Moss from the Practice Squad.	Nov. 19, 2022	— Activated DT DJ Reader from the Reserve/Injured list to the active roster; Elevated P Drue Chrisman and WR Trenton Irwin from the Practice Squad to the active roster (both were standard elevations).
Sept. 6, 2022	— Signed CB Allan George to the Practice Squad.	Nov. 21, 2022	— Announced that OT Isaiah Prince was designated for return from the Reserve/Injured list, then activated him from RI to the active roster; Waived WR Mike D. Thomas ; Released LB Tegray Scales from the Practice Squad; P Drue Chrisman and WR Trenton Irwin reverted from the active roster to the Practice Squad.
Sept. 12, 2022	— Signed LS Cal Adomitis off the Practice Squad; Placed LS Clark Harris on the Reserve/Injured list.	Nov. 22, 2022	— Signed WR Trenton Irwin off the Practice Squad; Waived OT Isaiah Prince ; DE Khalid Kareem signed off the Practice Squad by Indianapolis.
Sept. 24, 2022	— Elevated LB Keandre Jones from the Practice Squad to the active roster (standard elevation).	Nov. 23, 2022	— Signed OT Isaiah Prince to the Practice Squad.
Sept. 26, 2022	— LB Keandre Jones reverted from the active roster to the Practice Squad.	Nov. 26, 2022	— Elevated P Drue Chrisman and WR Kwamie Lassiter II from the Practice Squad to the active roster (both were standard elevations).
Sept. 27, 2022	— Waived G Noel Desmond from the Reserve/Injured list (injury settlement).	Nov. 28, 2022	— P Drue Chrisman and WR Kwamie Lassiter II reverted from the active roster to the Practice Squad.
Sept. 29, 2022	— Placed DT DJ Reader on the Reserve/Injured list.	Nov. 29, 2022	— Signed DE Owen Carney and WR Tyron Johnson to the Practice Squad.
		Dec. 3, 2022	— Elevated P Drue Chrisman from the Practice Squad to the active roster (standard elevation).
		Dec. 5, 2022	— Waived P Kevin Huber ; The 21-day practice period expired for S Brandon Wilson (Reserve/Physically Unable to Perform list); P Drue Chrisman reverted from the active roster to the Practice Squad.
		Dec. 6, 2022	— Signed P Drue Chrisman off the Practice Squad; Signed TE Tanner Hudson (FA) to the Practice Squad; Released DT Tyler Shelvin from the Practice Squad.
		Dec. 7, 2022	— Signed P Kevin Huber to the Practice Squad.

Dec. 17, 2022 — Elevated CB **George Allan** from the Practice Squad to the active roster (standard elevation).
Dec. 19, 2022 — CB **George Allan** reverted from the active roster to the Practice Squad.
Dec. 23, 2022 — Elevated CB **Allan George** from the Practice Squad to the active roster (standard elevation).
Dec. 26, 2022 — CB **Allan George** reverted from the active roster to the Practice Squad.
Dec. 30, 2022 — Placed OT **La'el Collins** on the Reserve/Injured list.
Jan. 2, 2023 — Signed CB **Allan George** off the Practice Squad; Elevated QB **Jake Browning** from the Practice Squad to the active roster (standard elevation).
Jan. 3, 2023 — QB **Jake Browning** reverted from the active roster to the Practice Squad.
Jan. 7, 2023 — Elevated QB **Jake Browning** from the Practice Squad to the active roster (standard elevation).
Jan. 9, 2023 — QB **Jake Browning** reverted from the active roster to the Practice Squad.
Jan. 11, 2023 — Announced that S **Tycen Anderson** was designated for return from the Reserve/Injured list and eligible to practice.
Jan. 14, 2023 — Elevated DE **Raymond Johnson III** and LB **Keandre Jones** from the Practice Squad to the active roster (standard elevations).
Jan. 16, 2023 — DE **Raymond Johnson III** and LB **Keandre Jones** reverted from the active roster to the Practice Squad.
Jan. 21, 2023 — Elevated TE **Nick Bowers** and OT **Isaiah Prince** from the Practice Squad to the active roster (standard elevations).
Jan. 23, 2023 — TE **Nick Bowers** and OT **Isaiah Prince** reverted from the active roster to the Practice Squad.
Jan. 28, 2023 — Elevated QB **Jake Browning** and OT **Isaiah Prince** from the Practice Squad to the active roster (standard elevations).
Jan. 30, 2023 — QB **Jake Browning** and OT **Isaiah Prince** reverted from the active roster to the Practice Squad.
Jan. 31, 2023 — Signed the following 12 practice squad players (Reserve/Future list): TE **Nick Bowers**, QB **Jake Browning**, DE **Owen Carney**, OT **Devin Cochran**, S **Yusuf Corker**, DT **Domenique Davis**, G **Nate Gilliam**, TE **Tanner Hudson**, DE **Raymond Johnson III**, LB **Keandre Jones**, WR **Kwamie Lassiter II** and CB **Marvell Tell III**.
Feb. 1, 2023 — OT **Isaiah Prince** signed off Practice Squad by Denver.
Feb. 6, 2023 — The practice squad contracts for P **Kevin Huber** and WR **Tyron Johnson** expired.
Feb. 13, 2023 — Acquired CB **Chris Lammons** on waivers from Kansas City (the award of Lammons was deferred from Jan. 24 until the day after the Super Bowl).
Feb. 22, 2023 — Re-signed LS **Cal Adomitis*** to a contract extension.
Feb. 28, 2023 — Waived DE **Wyatt Hubert** from the Reserve/Retired list.
March 9, 2023 — Re-signed LB **Joe Bachie*** and CB **Jalen Davis*** to contract extensions.
March 13, 2023 — Re-signed S **Michael J. Thomas*** to a contract extension.
March 14, 2023 — Re-signed LB **Germaine Pratt*** to a contract extension.
March 15, 2023 — The contracts expired for the following 14 players, rendering them unrestricted free agents: QB **Brandon Allen**, CB **Eli Apple**, S **Jessie Bates III**, S **Vonn Bell**, CB **Tre Flowers**, LS **Clark Harris**, TE **Hayden Hurst**, CB **Chris Lammons**, HB **Samaje Perine**, TE **Drew Sample**, G **Max Scharping**,

WR **Trent Taylor**, HB **Trayveon Williams**, S **Brandon Wilson**; The contracts expired for the following two potential restricted free agents (did not receive qualifying offers), rendering them free agents: LB **Clay Johnston** and TE **Mitchell Wilcox**; The contract expired for one potential unsigned exclusive rights player (did not receive minimum salary offer), rendering him a free agent: HB **Elijah Holyfield**.
March 16, 2023 — Signed OT **Cody Ford** (UFA-Ariz.); Re-signed HB **Trayveon Williams** (UFA-Cin.); S **Jessie Bates III** (UFA-Cin.) signed with Atlanta; TE **Hayden Hurst** (UFA-Cin.) signed with Carolina.
March 17, 2023 — Signed OT **Orlando Brown** (UFA-K.C.); HB **Samaje Perine** (UFA-Cin.) signed with Denver.
March 20, 2023 — Re-signed G **Max Scharping** (UFA-Cin.); Signed S **Nick Scott** (UFA-LARams).
March 21, 2023 — S **Vonn Bell** (UFA-Cin.) signed with Carolina.
March 27, 2023 — Re-signed WR **Trent Taylor** (UFA-Cin.); Signed CB **Sidney Jones IV** (UFA-L.V.).
March 30, 2023 — Signed TE **Irv Smith Jr.** (UFA-Minn.).
April 5, 2023 — Signed DE **Tarell Basham** (UFA-Tenn.).
April 14, 2023 — Re-signed TE **Drew Sample** (UFA-Cin.).
April 27, 2023 — Selected one player in the annual NFL Draft: DE **Myles Murphy** of Clemson in Round 1 (28th overall)
April 28, 2023 — Acquired a 2023 third-round draft choice (95th overall) and a '23 sixth-round draft choice (217th) in a trade with Kansas City for a '23 third-round draft choice (92nd); Selected two players in the annual NFL Draft: CB **DJ Turner II** of Michigan in Round 2 (60th overall) and S **Jordan Battle** of Alabama in Round 3.
April 29, 2023 — Selected five players in the annual NFL Draft: WR **Charlie Jones** of Purdue in Round 4 (131st overall), HB **Chase Brown** of Illinois in Round 5 (163rd), WR **Andrei Iosivas** of Princeton in Round 6 (206th), P **Brad Robbins** of Michigan in Round 6 (217th) and CB **DJ Ivey** of Miami (Fla.) in Round 7 (246th).
May 2, 2023 — The following six unrestricted free agents were not asked to re-sign: QB **Brandon Allen**, CB **Eli Apple**, CB **Tre Flowers**, LS **Clark Harris**, CB **Chris Lammons** and S **Brandon Wilson**.
May 3, 2023 — Signed QB **Trevor Siemian** (FA).
May 12, 2023 — Signed the following eight draft picks: DE **Myles Murphy** (D1), CB **DJ Turner II** (D2), S **Jordan Battle** (D3), WR **Charlie Jones** (D4), HB **Chase Brown** (D5), WR **Andrei Iosivas** (D6a), P **Brad Robbins** (D6b) and CB **DJ Ivey** (D7); Signed the following 13 college free agents: S **Larry Brooks** (CFA-Tulane), WR **Malachi Carter** (CFA-Georgia Tech), LB **Shaka Heyward** (CFA-Duke), WR **Mac Hippenhammer** (CFA-Miami [Ohio]), WR **Shedrick Jackson** (CFA-Auburn), G **Jaxson Kirkland** (CFA-Washington), DT **Devonsha Maxwell** (CFA-Tennessee-Chattanooga), LB **Jaylen Moody** (CFA-Alabama), LB **Tyler Murray** (CFA-Memphis), DT **Tautala Pesefea** (CFA-Arizona State), HB **Jacob Saylor** (CFA-East Tennessee State), TE **Christian Trahan** (CFA-Houston) and HB **Calvin Tyler Jr.** (CFA-Utah State).
July 14, 2023 — Renegotiated the contract of HB **Joe Mixon***.

* NOTE: Signed a new contract before pre-existing contract expired.

2022 GAME SUMMARIES

WEEK 1, GAME 1

Pittsburgh Steelers 23, Cincinnati Bengals 20 (OT) Sunday, Sept. 11, 2022 at Paycor Stadium

Despite five turnovers, including four INTs by QB Joe Burrow, the Bengals were in position to win twice, but two missed kicks led to the loss. Burrow rallied to lead two second-half TD drives, including a six-yard scoring pass to WR Ja'Marr Chase to tie the game at 20-20 with two seconds left in regulation. But K Evan McPherson's PAT attempt was blocked by Steelers S Minkah Fitzpatrick. Then, after holding Pittsburgh on the opening drive of OT, the Bengals drove into range for another potential game-winning kick, this time a FG attempt from 29 yards. But Cincinnati again failed to convert, as a high snap contributed to McPherson sailing it wide left. The Bengals had yet another opportunity for a game-winning kick when they moved into McPherson's FG range with less than two minutes left in OT, but Burrow was sacked on third down for the seventh time of the game to force a punt, and Pittsburgh quickly drove 45 yards to get in position to convert a 53-yard game-winning FG as OT expired.

SCORE BY PERIODS	1	2	3	4	OT	PTS.
Pittsburgh	10	7	0	3	3	23
Cincinnati	3	3	8	6	0	20

TEAM — SCORING PLAY	QTR.-LEFT
Pitt. — M.Fitzpatrick 31 interception return (C.Boswell kick)	1-12:43
Cin. — E.McPherson 59 field goal	1-7:17
Pitt. — C.Boswell 20 field goal	1-2:25
Pitt. — N.Harris 1 pass from M.Trubisky (C.Boswell kick)	2-8:46
Cin. — E.McPherson 26 field goal	2-0:14
Cin. — T.Boyd 2 pass from J.Burrow (J.Burrow-M.D.Thomas pass)	3-4:41
Pitt. — C.Boswell 48 field goal	11:13
Cin. — J.Chase 6 pass from J.Burrow (kick blocked)	4-0:02
Pitt. — C.Boswell 53 field goal	5-0:00

Missed FGs: C.Boswell (55HLU), E.McPherson (29WL).
Attendance: 65,841. **Time:** 3:42.

TEAM STATISTICS	PITT.	CIN.
First downs	13	32
Third down conversions-attempts	4-15	8-16
Total net yards	267	432
Net yards rushing	75	133
Net yards passing	192	299
Pass attempts-completions-interceptions	38-21-0	53-33-4
Sacks against-yards lost	1-2	7-39
Punts-average	8-48.5	3-52.7
Punt returns-yards	1-20	5-31
Kickoff returns-yards	1-1	0-0
Penalties-yards	8-59	4-27
Fumbles-lost	1-0	2-1
Time of possession	26:18	43:42

RUSHING

PITT.	ATT	YDS	LG	TD	CIN.	ATT	YDS	LG	TD
C.Claypool	6	36	15	0	J.Mixon	27	82	31	0
N.Harris	10	23	11	0	J.Burrow	6	47	23	0
M.Trubisky	3	9	6	0	S.Perine	1	4	4	0
J.Warren	3	7	3	0					
TOTALS	22	75	15	0	TOTALS	34	133	31	0

PASSING

PITT.	ATT	CMP	YDS	TD-I	CIN.	ATT	CMP	YDS	TD-I
M.Trubisky	38	21	194	1-0	J.Burrow	53	33	338	2-4
TOTALS	38	21	194	1-0	TOTALS	53	33	338	2-4

RECEIVING

PITT.	NO	YDS	LG	TD	CIN.	NO	YDS	LG	TD
D.Johnson	7	55	25	0	J.Chase	10	129	24	1
P.Freiermuth	5	75	31	0	J.Mixon	7	63	18	0
C.Claypool	4	18	6	0	H.Hurst	5	46	20	0
Z.Gentry	2	40	32	0	T.Boyd	4	33	22	1
N.Harris	2	3	2	1	S.Perine	3	33	14	0
G.Pickens	1	3	3	0	T.Higgins	2	27	18	0
					M.D.Thomas	1	5	5	0
					D.Sample	1	2	2	0
TOTALS	21	194	32	1	TOTALS	33	338	24	2

DEFENSE

Pittsburgh (press box stats) — **ST-AT-TT:** M.Fitzpatrick 10-4-14, M.Jack 6-4-10, A.Highsmith 6-3-9, A.Witherspoon 6-2-8, T.Watt 6-0-6, T.Edmunds 5-1-6, R.Spillane 3-2-5, D.Bush 2-3-5, L.Ogunjobi 3-1-4, A.Maulet 3-0-3, C.Sutton 2-1-3, L.Wallace 2-1-3, C.Wormley 1-2-3, C.Heyward 2-0-2, M.Adams 1-0-1, T.Alualu 0-1-1, J.Jones 0-1-1, D.Leal 0-1-1, T.Norwood 0-1-1, M.Reed 0-1-1. **SKS.-YDS.:** A.Highsmith 3-23, A.Maulet 1-7, C.Heyward 1-5, T.Watt 1-4. **INT.-YDS.:** M.Fitzpatrick 1-31, A.Witherspoon 1-0, C.Sutton 1-0, T.Watt 1-0. **PD:** C.Sutton 2, T.Watt 2, M.Fitzpatrick 1, J.Jones 1, L.Wallace 1, A.Witherspoon 1. **FF:** A.Highsmith 1, A.Maulet 1. **FR-YDS.:** C.Heyward 1-0.

Cincinnati (press box stats) — **ST-AT-TT:** L.Wilson 6-3-9, G.Pratt 4-4-8, M.Hilton 7-0-7, C.Awuzie 6-0-6, T.Hendrickson 3-1-4, D.Reader 2-1-3, B.Hill 1-2-3, S.Hubbard 1-2-3, E.Apple 2-0-2, J.Bates 1-1-2, V.Bell 1-1-2, J.Tupou 0-2-2, M.Bailey 1-0-1, A.Davis-Gaither 1-0-1. **SKS.-YDS.:** B.Hill 1-2. **INT.-YDS.:** None. **PD:** V.Bell 1, T.Flowers 1, G.Pratt 1, L.Wilson 1. **FF:** C.Awuzie 1. **FR-YDS.:** None.

WEEK 2, GAME 2

Dallas Cowboys 20, Cincinnati Bengals 17 Sunday, Sept. 18, 2022 at AT&T Stadium

The Bengals faced an early 14-3 first-quarter deficit, as Dallas opened the game with back-to-back TD drives. Cincinnati later scored FGs on consecutive drives in the third quarter, while the Bengals' defense held the Cowboys to three punts and a lost fumble on their first four drives of the second half. The Bengals logged a 19-play, 83-yard drive which took 8:54 off the clock in the fourth quarter and ended with a five-yard TD pass from QB Joe Burrow to WR Tee Higgins. Burrow then connected with WR Tyler Boyd on a two-point conversion to tie the score at 17-17 with 3:45 left. A Cowboys three-and-out gave Burrow the ball back with 2:13 remaining, but the Dallas defense forced the Bengals into a three-and-out of their own on the following drive. With less than a minute left, Cowboys QB Cooper Rush, who started in place of an injured Dak Prescott, quickly led the team on a 33-yard drive to put K Brett Maher in range for a 50-yard game-winning FG as time expired. The Cowboys improved to 1-1, while the Bengals fell to 0-2.

SCORE BY PERIODS	1	2	3	4	OT	PTS.
Cincinnati	3	0	6	8	—	17
Dallas	14	3	0	3	—	20

TEAM — SCORING PLAY	QTR.-LEFT
Dall. — N.Brown 9 pass from C.Rush (B.Maher kick)	1-8:35
Cin. — E.McPherson 43 field goal	1-3:05
Dall. — T.Pollard 1 run (B.Maher kick)	1-0:17
Dall. — B.Maher 54 field goal	2-0:09
Cin. — E.McPherson 50 field goal	3-9:41
Cin. — E.McPherson 46 field goal	3-4:05
Cin. — T.Higgins 5 pass from J.Burrow (J.Burrow-T.Boyd pass)	4-3:45
Dall. — B.Maher 50 field goal	4-0:00

Missed FGs: None. **Attendance:** 92,944. **Time:** 3:00.

TEAM STATISTICS	CIN.	DALL.
First downs	19	19
Third down conversions-attempts	6-17	3-10
Total net yards	254	337
Net yards rushing	89	107
Net yards passing	165	230
Pass attempts-completions-interceptions	36-24-0	31-19-0
Sacks against-yards lost	6-34	1-5
Punts-average	5-47.2	5-43.4
Punt returns-yards	1-20	2-34
Kickoff returns-yards	0-0	0-0
Penalties-yards	7-35	5-45
Fumbles-lost	1-0	1-1
Time of possession	33:48	26:12

RUSHING

CIN.	ATT	YDS	LG	TD	DALL.	ATT	YDS	LG	TD
J.Mixon	19	57	10	0	E.Elliott	15	53	11	0
J.Burrow	4	26	12	0	T.Pollard	9	43	17	0
J.Chase	1	4	4	0	C.Lamb	1	6	6	0
S.Perine	1	2	2	0	K.Turpin	1	3	3	0
					C.Rush	1	2	2	0
TOTALS	25	89	12	0	TOTALS	27	107	17	1

PASSING

CIN.	ATT	CMP	YDS	TD-I	DALL.	ATT	CMP	YDS	TD-I
J.Burrow	36	24	199	1-0	C.Rush	31	19	235	1-0
TOTALS	36	24	199	1-0	TOTALS	31	19	235	1-0

RECEIVING

CIN.	NO	YDS	LG	TD	DALL.	NO	YDS	LG	TD
T.Higgins	6	71	19	1	C.Lamb	7	75	24	0
J.Chase	5	54	17	0	N.Brown	5	91	28	1
H.Hurst	5	24	8	0	T.Pollard	4	55	46	0
J.Mixon	3	26	12	0	D.Schultz	2	18	9	0
T.Boyd	2	17	16	0	E.Elliott	1	-4	-4	0
S.Perine	1	8	8	0					
M.Wilcox	1	3	3	0					
D.Sample	1	-4	-4	0					
TOTALS	24	199	19	1	TOTALS	19	235	46	1

DEFENSE

Cincinnati (press box stats) — **ST-AT-TT:** V.Bell 5-2-7, C.Awuzie 5-0-5, G.Pratt 5-0-5, D.Reader 5-0-5, B.Hill 2-3-5, M.Hilton 4-0-4, E.Apple 3-1-4, S.Hubbard 3-1-4, J.Bates 3-0-3, L.Wilson 1-2-3, M.Bailey 1-0-1, T.Flowers 1-0-1, T.Hendrickson 1-0-1, C.Sample 1-0-1, J.Tupou 1-0-1, J.Ossai 0-1-1. **SKS.-YDS.:** S.Hubbard 1-5. **INT.-YDS.:** None. **PD:** B.Hill 1, M.Hilton 1, S.Hubbard 1. **FF:** V.Bell 1. **FR-YDS.:** D.Reader 1-0.

Dallas (press box stats) — **ST-AT-TT:** D.Wilson 6-2-8, L.Vander Esch 4-3-7, T.Diggs 5-1-6, A.Barr 4-2-6, D.Lawrence 3-3-6, A.Brown 4-1-5, M.Hooker 4-1-5, M.Parsons 4-0-4, J.Lewis 1-3-4, D.Armstrong 2-0-2, D.Fowler 1-1-2, O.Odighizuwa 1-1-2, Q.Bohanna 0-2-2, S.Williams 1-0-1, N.Gallimore 0-1-1, I.Mukuamu 0-1-1. **SKS.-YDS.:** D.Armstrong 2-17, M.Parsons 2-10, L.Vander Esch 1-4, D.Fowler 1-3. **INT.-YDS.:** None. **PD:** A.Brown 1, T.Diggs 1, D.Fowler 1, L.Vander Esch 1. **FF:** D.Fowler 1. **FR-YDS.:** None.

WEEK 3, GAME 3

Cincinnati Bengals 27, N.Y. Jets 12
Sunday, Sept. 25, 2022 at MetLife Stadium

The Bengals scored on four of their first five possessions, including an opening-drive TD, to build an early 20-6 lead. QB Joe Burrow had 95 passing yards on that initial drive, capped by a 12-yard TD throw to HB Samaje Perine on a third-and-goal. After a pair of Jets FGs, Cincinnati struck again on the final play of the first quarter when Burrow found WR Tyler Boyd over the middle, and Boyd spun off a hit and ran 45 yards to the end zone. LB Logan Wilson grabbed the Bengals' first INT of the season in the second quarter, picking off a deep pass from Jets QB Joe Flacco and returning it 47 yards. Cincinnati opened the second half with another TD, as a strip sack from DE Trey Hendrickson on the Jets' first possession set the Bengals up at the New York 24-yard line, and four plays later Burrow found WR Ja'Marr Chase alone in the end zone to make it 27-9. Another forced fumble from Hendrickson with 10:03 left in the fourth quarter led to a 13-play, 52-yard Bengals drive that drained the clock. S Jessie Bates sealed the win with an INT in the final minute. Cincinnati improved to 1-2, while the Jets fell to 1-2.

SCORE BY PERIODS table with columns for 1, 2, 3, 4, OT, PTS. for Cincinnati and N.Y. Jets.

TEAM - SCORING PLAY table with columns for QTR-LEFT and play descriptions with times.

Missed FGs: McPherson (41WL). Attendance: 73,708. Time: 3:15.

TEAM STATISTICS table comparing Cincinnati and New York Jets across various metrics like First downs, Total net yards, etc.

RUSHING table with columns for CIN. and NYJ, listing players and their stats.

PASSING table with columns for CIN. and NYJ, listing players and their stats.

RECEIVING table with columns for CIN. and NYJ, listing players and their stats.

Cincinnati (press box stats) - ST-AT-TT: A.Davis-Gaither 9-4-13, V.Bell 8-0-8, M.Hilton 5-3-8, L.Wilson 3-4-7, C.Awuzie 5-0-5, T.Hendrickson 2-2-4, B.Hill 1-3-4, J.Bates 2-1-3, E.Apple 2-0-2, S.Hubbard 1-1-2, D.Reeder 1-1-2, C.Sample 1-1-2, Z.Carter 0-2-2, T.Flowers 1-0-1, J.Tupou 1-0-1, J.Ossai 0-1-1. SKS-YDS.: T.Hendrickson 2.5-21.5, C.Sample 1-6, B.Hill 0.5-5.5. INT-YDS.: L.Wilson 1-41, J.Bates 1-1. PD: C.Awuzie 3, E.Apple 1, J.Bates 1, B.Hill 1, M.Hilton 1, L.Wilson 1. FF: T.Hendrickson 2, B.Hill 1. FR-YDS.: B.Hill 2-0.

N.Y. Jets (press box stats) - ST-AT-TT: C.Mosley 7-5-12, Quincy.Williams 6-1-7, L.Joyner 2-5-7, S.Rankins 6-0-6, J.Whitehead 1-4-5, J.Johnson 4-0-4, Quinnen.Williams 3-1-4, A.Gardner 2-2-4, M.Harris 3-0-3, D.Reed 3-0-3, M.Clemons 2-1-3, K.Alexander 1-1-2, M.Carter 1-0-1. SKS-YDS.: S.Rankins 1-7, Quinnen.Williams 1-7. INT-YDS.: None. PD: A.Gardner 2, D.Reed 1, J.Whitehead 1. FF: None. FR-YDS.: C.Mosley 1-0.

WEEK 4, GAME 4

Cincinnati Bengals 27, Miami Dolphins 15
Thursday night, Sept. 29, 2022 at Paycor Stadium

The Bengals found the end zone on their opening drive for a second straight game, as HB Joe Mixon put Cincinnati ahead 7-0 with a five-yard rushing TD less than five minutes into the first quarter. Miami moved the ball early, but was held to a pair of FGs before the Bengals struck again late in the second period, when QB Joe Burrow hit WR Tee Higgins for a 59-yard TD to extend the lead, 14-6. The Dolphins answered with a TD on a shovel pass from QB Teddy Bridgewater to RB Chase Edmonds with nine seconds left in the first half. Another Jason Sanders FG in the third quarter gave Miami its first lead, but the Bengals responded with two fourth-quarter kicks from Evan McPherson, including a 57-yarder. Bridgewater drove the Dolphins into Cincinnati territory with under four minutes left, but S Vonn Bell ended their chances of a go-ahead TD with his second INT of the game. The Bengals capitalized on the turnover, as Burrow connected with WR Ja'Marr Chase for a 36-yard completion to set up first-and-goal, and three plays later TE Hayden Hurst caught his first TD of the season to cement the win. Cincinnati improved to 2-2, while the Dolphins fell to 3-1.

SCORE BY PERIODS table with columns for 1, 2, 3, 4, OT, PTS. for Miami and Cincinnati.

TEAM - SCORING PLAY table with columns for QTR-LEFT and play descriptions with times.

Missed FGs: J.Sanders (52B). Attendance: 67,260. Time: 3:06.

TEAM STATISTICS table comparing Miami and Cincinnati across various metrics like First downs, Total net yards, etc.

RUSHING table with columns for MIA. and CIN., listing players and their stats.

PASSING table with columns for MIA. and CIN., listing players and their stats.

RECEIVING table with columns for MIA. and CIN., listing players and their stats.

Miami (press box stats) - ST-AT-TT: J.Baker 5-2-7, K.Kohou 6-0-6, E.Rowe 3-2-5, J.Holland 2-3-5, D.Riley 2-3-5, C.Wilkins 1-4-5, E.Roberts 1-3-4, K.Crossen 2-1-3, R.Davis 2-1-3, B.Jones 2-1-3, J.Jenkins 2-0-2, Z.Sieler 2-0-2, X.Howard 1-1-2, J.Phillips 1-1-2, N.Needham 0-2-2, M.Ingram 1-0-1, A.Van Ginkel 1-0-1, T.Flowers 0-1-1. SKS-YDS.: J.Phillips 1-6. INT-YDS.: None. PD: K.Kohou 1, N.Needham 1. FF: None. FR-YDS.: None. Cincinnati (press box stats) - ST-AT-TT: G.Pratt 6-3-9, L.Wilson 4-3-7, J.Bates 6-0-6, B.Hill 0-5-5, C.Awuzie 4-0-4, V.Bell 4-0-4, M.Hilton 3-1-4, S.Hubbard 3-1-4, J.Tupou 3-0-3, E.Apple 1-1-2, A.Davis-Gaither 1-0-1, T.Flowers 1-0-1, C.Sample 1-0-1, Z.Carter 0-1-1, J.Ossai 0-1-1. SKS-YDS.: J.Tupou 1-10. INT-YDS.: V.Bell 2-46. PD: V.Bell 2, J.Bates 1, A.Davis-Gaither 1, B.Hill 1. FF: None. FR-YDS.: None.

Cincinnati Bengals 30, New Orleans Saints 26
Sunday, Oct. 16, 2022 at Caesars Superdome

WEEK 5, GAME 5

Baltimore Ravens 19, Cincinnati Bengals 17
Sunday night, Oct. 9, 2022 at M&T Bank Stadium

The Bengals fell behind 10-0 early in the second quarter and were forced to punt on their first four offensive possessions, but an INT by S Vonn Bell at the Cincinnati 17-yard line kept Baltimore from expanding its lead. The offense capitalized on the turnover with a seven-play scoring drive, finished off with a 19-yard TD pass to TE Hayden Hurst to cut it to 10-7. The Bengals tied it on an Evan McPherson FG before halftime, marking the third time this season they came back from a double-digit deficit. Two Baltimore FGs bookended a 15-play Cincinnati drive in the third quarter that got down to the Ravens' two-yard line, but the Bengals were held out of the end zone on four straight snaps. Joe Burrow engineered a go-ahead TD drive in the fourth quarter that ended with a QB sneak to put Cincinnati in front, 17-16, with 1:58 left. The Ravens answered by going 50 yards to set up a game-winning 43-yard FG from Justin Tucker as time expired. Baltimore improved to 3-2, while Cincinnati fell to 2-3.

SCORE BY PERIODS

	1	2	3	4	OT	PTS.
Cincinnati.....	0	10	0	7	—	17
Baltimore.....	3	7	3	6	—	19

TEAM — SCORING PLAY QTR.-LEFT

Balt. — J.Tucker 37 field goal.....	1-8:03
Balt. — M.Andrews 11 pass from L.Jackson (J.Tucker kick).....	2-13:26
Cin. — H.Hurst 19 pass from J.Burrow (E.McPherson kick).....	2-4:54
Cin. — E.McPherson 40 field goal.....	2-0:04
Balt. — J.Tucker 58 field goal.....	3-10:49
Balt. — J.Tucker 25 field goal.....	4-9:42
Cin. — J.Burrow 1 run (E.McPherson kick).....	4-1:58
Balt. — J.Tucker 43 field goal.....	4-0:00

Missed FGs: None. **Attendance:** 70,548. **Time:** 2:57.

TEAM STATISTICS

	CIN.	BALT.
First downs.....	20	22
Third down conversions-attempts.....	4-10	5-11
Total net yards.....	291	325
Net yards rushing.....	101	155
Net yards passing.....	190	170
Pass attempts-completions-interceptions.....	35-24-1	32-19-1
Sacks against-yards lost.....	3-27	1-4
Punts-average.....	4-38.5	2-39.5
Punt returns-yards.....	0-0	1-4
Kickoff returns-yards.....	2-54	1-15
Penalties-yards.....	4-20	6-48
Fumbles-lost.....	0-0	1-0
Time of possession.....	30:01	29:59

RUSHING

CIN.	ATT	YDS	LG	TD	BALT.	ATT	YDS	LG	TD
J.Mixon	14	78	12	0	L.Jackson	12	58	19	0
S.Perine	3	17	9	0	J.Dobbins	8	44	17	0
J.Burrow	3	6	3	1	K.Drake	4	26	14	0
J.Chase	1	0	0	0	D.Duvernay	3	24	12	0
					M.Davis	1	3	3	0
TOTALS	21	101	12	1	TOTALS	28	155	19	0

PASSING

CIN.	ATT	CMP	YDS	TD-I	BALT.	ATT	CMP	YDS	TD-I
J.Burrow	35	24	217	1-1	L.Jackson	32	19	174	1-1
T.Boyd	0	0	0	0-0					
TOTALS	35	24	217	1-1	TOTALS	32	19	174	1-1

RECEIVING

CIN.	NO	YDS	LG	TD	BALT.	NO	YDS	LG	TD
J.Chase	7	50	13	0	M.Andrews	8	89	20	1
H.Hurst	6	53	19t	1	D.Duvernay	5	54	21	0
S.Perine	4	39	15	0	I.Likely	2	7	5	0
T.Boyd	3	32	18	0	D.Robinson	1	8	8	0
J.Mixon	3	10	6	0	T.Wallace	1	8	8	0
M.D.Thomas	1	33	33	0	J.Proche	1	7	7	0
					K.Drake	1	1	1	0
TOTALS	24	217	33	1	TOTALS	19	174	21	1

DEFENSE
Cincinnati (press box stats) — **ST-AT-TT:** G.Pratt 2-6-8, L.Wilson 7-0-7, V.Bell 5-2-7, J.Bates 5-1-6, C.Awuzie 3-3-6, M.Hilton 3-1-4, S.Hubbard 3-1-4, J.Tupou 0-4-4, E.Apple 3-0-3, B.Hill 0-3-3, T.Hendrickson 2-0-2, C.Sample 2-0-2, Z.Carter 1-0-1, T.Flowers 1-0-1, D.Hill 1-0-1. **SKS.-YDS.:** G.Pratt 1-4. **INT.-YDS.:** V.Bell 1-0. **PD:** G.Pratt 2, V.Bell 1. **FF:** None. **FR-YDS.:** None.

Baltimore (press box stats) — **ST-AT-TT:** P.Queen 5-2-7, C.Clark 3-4-7, J.Bynes 4-2-6, M.Peters 5-0-5, M.Harrison 3-1-4, D.Williams 3-1-4, O.Oweh 2-2-4, M.Humphrey 3-0-3, B.Urban 2-1-3, B.Washington 2-1-3, G.Stone 2-0-2, M.Williams 2-0-2, J.Pierre-Paul 1-1-2, B.Copeland 0-2-2, C.Campbell 0-1-1, B.Stephens 0-1-1. **SKS.-YDS.:** M.Peters 1-12, J.Pierre-Paul 1-8, J.Bynes 1-7. **INT.-YDS.:** P.Queen 1-11. **PD:** J.Pierre-Paul 2, M.Peters 1, P.Queen 1, B.Urban 1. **FF:** None. **FR-YDS.:** None.

QB Joe Burrow and WR Ja'Marr Chase made their return to Caesars Superdome, where they helped Louisiana State win the 2019 college football national championship, and connected on two TDs in the second half to lead the Bengals to a road win. Chase, a New Orleans-area native, gave Cincinnati its first lead of the afternoon on a 60-yard catch and run to the end zone with 1:57 remaining in regulation. Chase finished with seven catches for 132 yards (18.9-yard average), while Burrow completed 28 of 37 passes for 300 yards and four total TDs (three passing, one rushing). Former Bengals QB Andy Dalton started for the Saints and helped them build a 17-7 lead early in the second quarter, and New Orleans had 164 rushing yards in the first half against a Bengals defense that came in allowing just 99.6 per game. But the Cincinnati offense flipped its switch late in the second quarter when Burrow recorded a 19-yard rushing TD on a scramble, and the Bengals scored on their final four drives. The Saints still had a chance for the win as the end of regulation approached, but Bengals DT B.J. Hill and DE Sam Hubbard teamed up for a late sack on Dalton to force a fourth-and-17 in the final minute, and his desperation heave on fourth down with 34 seconds left fell incomplete. Cincinnati improved to 3-3, while New Orleans fell to 2-4.

SCORE BY PERIODS

	1	2	3	4	OT	PTS.
Cincinnati.....	7	7	7	9	—	30
New Orleans.....	7	13	3	3	—	26

TEAM — SCORING PLAY QTR.-LEFT

N.O. — T.Smith 18 pass from A.Dalton (W.Lutz kick).....	1-10:33
Cin. — J.Mixon 9 pass from J.Burrow (E.McPherson kick).....	1-0:45
N.O. — R.Shaheed 44 run (W.Lutz kick).....	2-13:39
N.O. — W.Lutz 35 field goal.....	2-10:28
Cin. — J.Burrow 19 run (E.McPherson kick).....	2-5:44
N.O. — W.Lutz 30 field goal.....	2-0:01
N.O. — W.Lutz 37 field goal.....	3-7:12
Cin. — J.Chase 15 pass from J.Burrow (E.McPherson kick).....	3-3:30
N.O. — W.Lutz 31 field goal.....	4-11:07
Cin. — E.McPherson 52 field goal.....	4-3:42
Cin. — J.Chase 60 pass from J.Burrow (pass failed).....	4-1:57

Missed FGs: None. **Attendance:** 70,004. **Time:** 2:58.

TEAM STATISTICS

	CIN.	N.O.
First downs.....	21	22
Third down conversions-attempts.....	6-10	8-17
Total net yards.....	348	399
Net yards rushing.....	75	228
Net yards passing.....	273	171
Pass attempts-completions-interceptions.....	37-28-0	36-19-0
Sacks against-yards lost.....	3-27	1-7
Punts-average.....	3-43.7	3-49.7
Punt returns-yards.....	2-33	1-6
Kickoff returns-yards.....	3-62	1-20
Penalties-yards.....	3-30	4-34
Fumbles-lost.....	1-1	0-0
Time of possession.....	27:46	32:14

RUSHING

CIN.	ATT	YDS	LG	TD	N.O.	ATT	YDS	LG	TD
J.Mixon	8	45	10	0	A.Kamara	19	99	24	0
J.Burrow	4	25	19t	1	M.Ingram	9	46	14	0
S.Perine	2	5	5	0	R.Shaheed	1	44	44t	1
					T.Hill	5	39	31	0
TOTALS	14	75	19t	1	TOTALS	34	228	44t	1

PASSING

CIN.	ATT	CMP	YDS	TD-I	N.O.	ATT	CMP	YDS	TD-I
J.Burrow	37	28	300	3-0	A.Dalton	32	17	162	1-0
					T.Hill	4	2	16	0-0
TOTALS	37	28	300	3-0	TOTALS	36	19	178	1-0

RECEIVING

CIN.	NO	YDS	LG	TD	N.O.	NO	YDS	LG	TD
J.Chase	7	132	60t	2	A.Kamara	6	25	9	0
T.Boyd	6	66	21	0	J.Johnson	4	41	20	0
T.Higgins	6	47	13	0	T.Smith	3	43	18t	1
J.Mixon	4	23	9t	1	M.Callaway	3	36	20	0
H.Hurst	3	21	9	0	K.Kirkwood	1	14	14	0
S.Perine	2	11	9	0	M.Ingram	1	11	11	0
					A.Trautman	1	8	8	0
TOTALS	28	300	60t	3	TOTALS	19	178	20	1

DEFENSE
Cincinnati (press box stats) — **ST-AT-TT:** G.Pratt 5-9-14, S.Hubbard 4-3-7, E.Apple 3-3-6, B.Hill 3-3-6, J.Tufele 2-4-6, L.Wilson 4-1-5, T.Flowers 3-1-4, M.Hilton 3-1-4, C.Awuzie 1-3-4, J.Bates 1-3-4, V.Bell 2-1-3, T.Hendrickson 2-1-3, Z.Carter 1-1-2, A.Davis-Gaither 1-1-2, C.Sample 1-0-1, J.Tupou 0-1-1. **SKS.-YDS.:** B.Hill 0.5-3.5, S.Hubbard 0.5-3.5. **INT.-YDS.:** None. **PD:** C.Awuzie 2, T.Hendrickson 1, S.Hubbard 1. **FF:** None. **FR-YDS.:** None.

New Orleans (press box stats) — **ST-AT-TT:** D.Davis 7-2-9, C.Harris 8-0-8, P.Werner 6-0-6, M.Maye 4-0-4, P.Adebo 3-0-3, C.Jordan 3-0-3, T.Mathieu 2-1-3, B.Roby 1-1-2, J.Evans 0-2-2, K.Ellis 1-0-1, T.Kpassagnon 1-0-1, M.Roach 1-0-1. **SKS.-YDS.:** D.Davis 2-17, K.Ellis 1-10. **INT.-YDS.:** None. **PD:** P.Adebo 1, C.Harris 1, S.Tuttle 1. **FF:** None. **FR-YDS.:** None.

Cleveland Browns 32, Cincinnati Bengals 13
Monday night, Oct. 31, 2022 at FirstEnergy Stadium

The Browns recorded 440 net yards offensively, including 172 rushing, to earn their fifth straight win in the Battle of Ohio. Cincinnati was held scoreless in the first half for the first time in 24 games, with two early possessions ended by turnovers in Cleveland territory. A six-point swing off a missed Bengals FG followed by a 55-yarder by Cade York in the final minute of the half gave the Browns an 11-0 lead going into the break. Cleveland finished off two extended third-quarter drives with TDs to grow its lead to 25-0, while Cincinnati was held to just 148 total yards through the first three frames. QB Joe Burrow threw a pair of fourth-quarter TD passes to WRs Tyler Boyd and Tee Higgins, but a 53-yard completion on third-and-nine from QB Jacoby Brissett to WR Amari Cooper helped set up a game-sealing rushing TD by RB Nick Chubb. Cleveland improved to 3-5, while Cincinnati fell to 4-4.

WEEK 7, GAME 7
Cincinnati Bengals 35, Atlanta Falcons 17
Sunday, Oct. 23, 2022 at Paycor Stadium

The Bengals opened the game with four straight TD drives and recorded 537 net yards of offense in a dominant home win. QB Joe Burrow completed 34 of 42 passes for 481 yards and four total TDs (three passing, one rushing). He started the day with a 60-yard TD pass to WR Tyler Boyd on the game's fourth play from scrimmage. Boyd caught eight passes for 155 receiving yards (118 in the first half), while WR Ja'Marr Chase added eight receptions for 130 yards and two TDs. Chase's TDs both came in the second quarter, and both on receptions of over 30 yards. The Falcons scored 17 points in the final five minutes of the first half to cut their deficit to 11 points, 28-17, but the Bengals' defense forced Atlanta to punt on each of its four second-half possessions, and Burrow led a game-ending drive that took the last 8:44 off the clock to secure the win. The Bengals' defense extended to seven the number of consecutive games in which Cincinnati had not allowed a second-half touchdown, just the third such streak since the 1970 NFL-AFL merger. The Bengals improved to 4-3, while Atlanta fell to 3-4.

SCORE BY PERIODS

	1	2	3	4	OT	PTS.
Atlanta	0	17	0	0	—	17
Cincinnati	14	14	7	0	—	35

TEAM — SCORING PLAY

	QTR-LEFT
Cin. — T.Boyd 60 pass from J.Burrow (E.McPherson kick)	1-13:00
Cin. — J.Mixon 1 run (E.McPherson kick)	1-4:51
Cin. — J.Chase 32 pass from J.Burrow (E.McPherson kick)	2-14:55
Atl. — T.Allgeier 1 run (Y.Koo kick)	2-4:46
Cin. — J.Chase 41 pass from J.Burrow (E.McPherson kick)	2-0:49
Atl. — D.Byrd 75 pass from M.Mariota (Y.Koo kick)	2-0:39
Atl. — Y.Koo 43 field goal	2-0:00
Cin. — J.Burrow 1 run (E.McPherson kick)	3-5:20

Missed FGs: None. **Attendance:** 66,158. **Time:** 2:49.

TEAM STATISTICS

	ATL.	CIN.
First downs	13	29
Third down conversions-attempts	4-10	7-11
Total net yards	214	537
Net yards rushing	107	78
Net yards passing	107	459
Pass attempts-completions-interceptions	13-8-0	42-34-0
Sacks against-yards lost	3-17	3-22
Punts-average	6-47.0	2-46.5
Punt returns-yards	2-64	3-40
Kickoff returns-yards	0-0	2-31
Penalties-yards	3-22	5-17
Fumbles-lost	1-0	0-0
Time of possession	26:55	33:05

RUSHING

ATL.	ATT	YDS	LG	TD	CIN.	ATT	YDS	LG	TD
T.Allgeier	16	50	9	1	J.Mixon	17	58	11	1
M.Mariota	6	31	11	0	J.Burrow	3	20	20	1
C.Huntley	6	22	10	0	S.Perine	1	0	0	0
A.Williams	1	4	4	0					
TOTALS	29	107	11	1	TOTALS	21	78	20	2

PASSING

ATL.	ATT	CMP	YDS	TD-I	CIN.	ATT	CMP	YDS	TD-I
M.Mariota	13	8	124	1-0	J.Burrow	42	34	481	3-0
TOTALS	13	8	124	1-0	TOTALS	42	34	481	3-0

RECEIVING

ATL.	NO	YDS	LG	TD	CIN.	NO	YDS	LG	TD
O.Zaccheaus	3	31	12	0	T.Boyd	8	155	60t	1
K.Pitts	3	9	7	0	J.Chase	8	130	41t	2
D.Byrd	1	75	75t	1	H.Hurst	6	48	14	0
D.London	1	9	9	0	T.Higgins	5	93	25	0
					J.Mixon	3	33	22	0
					M.Wilcox	2	14	8	0
					S.Perine	2	8	6	0
TOTALS	8	124	75t	1	TOTALS	34	481	60t	3

DEFENSE

Atlanta (press box stats) — **ST-AT-TT:** R.Evans 7-6-13, J.Hawkins 6-4-10, C.Armstrong 6-2-8, D.Hall 5-1-6, T.Andersen 4-2-6, R.Grant 4-0-4, M.Walker 0-4-4, T.Graham 2-1-3, I.Oliver 1-2-3, L.Carter 1-1-2, G.Jarrett 1-1-2, D.Malone 1-0-1, A.Ogundeji 1-0-1, A.Terrell 1-0-1, A.Anderson 0-1-1, T.Horne 0-1-1. **SKS-YDS.:** D.Malone 1-9, L.Carter 1-7, G.Jarrett 1-6. **INT.-YDS.:** None. **PD:** C.Armstrong 1, J.Hawkins 1, G.Jarrett 1, I.Oliver 1. **FF:** None. **FR-YDS.:** None.

Cincinnati (press box stats) — **ST-AT-TT:** A.Davis-Gaither 6-3-9, J.Tufele 3-3-6, G.Pratt 2-4-6, Z.Carter 4-1-5, C.Awuzie 3-0-3, C.Taylor-Britt 3-0-3, M.Bailey 2-1-3, V.Bell 2-1-3, B.Hill 2-1-3, J.Bates 2-0-2, S.Hubbard 2-0-2, T.Hendrickson 1-1-2, J.Ossai 1-0-1, M.Hilton 1-0-1. **SKS-YDS.:** S.Hubbard 1-8, J.Ossai 1-8, T.Hendrickson 1-1. **INT.-YDS.:** None. **PD:** M.Hilton 1, S.Hubbard 1. **FF:** None. **FR-YDS.:** None.

SCORE BY PERIODS

	1	2	3	4	OT	PTS.
Cincinnati	0	0	0	13	—	13
Cleveland	0	11	14	7	—	32

TEAM — SCORING PLAY

	QTR-LEFT
Cle. — N.Chubb 3 run (N.Chubb run)	2-5:04
Cle. — C.York 55 field goal	2-0:00
Cle. — J.Brissett 3 run (C.York kick)	3-8:57
Cle. — A.Cooper 4 pass from J.Brissett (C.York kick)	3-3:10
Cin. — T.Boyd 13 pass from J.Burrow (kick failed wide right)	4-14:15
Cle. — N.Chubb 11 run (C.York kick)	4-8:46
Cin. — T.Higgins 41 pass from J.Burrow (E.McPherson kick)	4-6:40

Missed FGs: E.McPherson (47WR), C.York (53B). **Attendance:** 67,431. **Time:** 2:52.

TEAM STATISTICS

	CIN.	CLE.
First downs	15	24
Third down conversions-attempts	4-10	8-13
Total net yards	229	440
Net yards rushing	36	172
Net yards passing	193	268
Pass attempts-completions-interceptions	35-25-1	23-17-1
Sacks against-yards lost	5-39	2-10
Punts-average	4-36.8	2-33.5
Punt returns-yards	1-15	1-11
Kickoff returns-yards	3-56	1-11
Penalties-yards	2-6	6-56
Fumbles-lost	1-1	1-1
Time of possession	23:15	36:45

RUSHING

CIN.	ATT	YDS	LG	TD	CLE.	ATT	YDS	LG	TD
J.Mixon	8	27	6	0	N.Chubb	23	101	21	2
S.Perine	1	7	7	0	K.Hunt	11	42	15	0
J.Burrow	1	2	2	0	D.Johnson	4	17	7	0
					J.Brissett	6	12	4	1
TOTALS	10	36	7	0	TOTALS	44	172	21	3

PASSING

CIN.	ATT	CMP	YDS	TD-I	CLE.	ATT	CMP	YDS	TD-I
J.Burrow	35	25	232	2-1	J.Brissett	22	17	278	1-0
					A.Cooper	1	0	0	0-1
TOTALS	35	25	232	2-1	TOTALS	23	17	278	1-1

RECEIVING

CIN.	NO	YDS	LG	TD	CLE.	NO	YDS	LG	TD
J.Mixon	7	32	14	0	A.Cooper	5	131	53	1
H.Hurst	4	42	21	0	D.Peoples-Jones	4	81	37	0
T.Higgins	3	49	41t	1	K.Hunt	4	30	12	0
T.Boyd	3	38	14	1	Dav.Bell	2	27	14	0
S.Perine	3	10	6	0	M.Woods	1	6	6	0
T.Irwin	2	27	18	0	N.Chubb	1	3	3	0
C.Evans	1	26	26	0					
T.Taylor	1	5	5	0					
M.Wilcox	1	3	3	0					
TOTALS	25	232	41t	2	TOTALS	17	278	53	1

DEFENSE

Cincinnati (press box stats) — **ST-AT-TT:** J.Bates 4-6-10, G.Pratt 5-4-9, S.Hubbard 3-6-9, L.Wilson 6-2-8, B.Hill 4-1-5, C.Taylor-Britt 4-1-5, Z.Carter 2-3-5, T.Hendrickson 1-4-5, M.Hilton 4-0-4, V.Bell 3-1-4, T.Flowers 3-1-4, J.Ossai 1-2-3, C.Awuzie 2-0-2, D.Davis 0-2-2, C.Sample 0-2-2, M.Bailey 1-0-1, D.Hill 1-0-1. **SKS-YDS.:** S.Hubbard 1-5, V.Bell 0.5-5, T.Hendrickson 0.5-0. **INT.-YDS.:** V.Bell 1-10. **PD:** V.Bell 1. **FF:** S.Hubbard 1. **FR-YDS.:** A.Davis-Gaither 1-3.

Cleveland (press box stats) — **ST-AT-TT:** S.Takitaki 6-7-13, M.Emerson 6-3-9, D.Jones 3-2-5, G.Delpit 2-2-4, T.Bryan 1-3-4, G.Newsome 3-0-3, I.Thomas 1-2-3, J.Clowney 1-1-2, M.Garrett 1-1-2, J.Kunaszyk 1-1-2, J.Johnson 1-0-1, I.Rochell 1-0-1, G.Williams 1-0-1. **SKS-YDS.:** M.Garrett 1.5-12, D.Jones 1-9, I.Thomas 1-9, S.Takitaki 1-5, T.Bryan 0.5-4. **INT.-YDS.:** A.Green 1-0. **PD:** M.Emerson 2, M.Garrett 1, A.Green 1, I.Thomas 1, T.Togiai 1. **FF:** S.Takitaki 1. **FR-YDS.:** T.Togiai 1-0.

WEEK 9, GAME 9

Cincinnati Bengals 42, Carolina Panthers 21
Sunday, Nov. 6, 2022 at Paycor Stadium

HB Joe Mixon scored a team-record five TDs (four rushing, one receiving) and totaled 211 yards from scrimmage to lead Cincinnati to its third straight home win. The Bengals' offense found the end zone on five of their seven first-half possessions while the defense forced two turnovers en route to a 35-0 halftime lead — the team's largest lead at the break since 1983. Four of Mixon's TDs were scored in the first half. He totaled 153 rushing yards on 22 attempts (7.0-yard average), as well as another 58 yards on four receptions. Bengals QB Joe Burrow completed 22 of 28 passes for 206 yards and a TD. Panthers QB PJ Walker completed just three of 10 passes for nine yards in the first half and was picked off twice in the second quarter, by LB Germaine Pratt and S Jessie Bates III. QB Baker Mayfield played in the second half for Carolina and led three TD drives, though many of the Bengals' starters had been pulled by the end of the third quarter. Cincinnati improved to 5-4, while Carolina fell to 2-7.

SCORE BY PERIODS table with columns 1, 2, 3, 4, OT, PTS. Carolina 0, 0, 7, 14, —, 21. Cincinnati 7, 28, 7, 0, —, 42.

TEAM — SCORING PLAY QTR.-LEFT table listing plays like J.Mixon 2 run (E.McPherson kick) 1-9:42, J.Burrow 1 run (E.McPherson kick) 2-14:37, etc.

Missed FGs: E.McPherson (48WL). Attendance: 66,160. Time: 2:54.

TEAM STATISTICS table with columns CAR. CIN. for metrics like First downs, Total net yards, Net yards rushing, etc.

RUSHING table with columns CAR. CIN. and sub-columns ATT, YDS, LG, TD for players like D.Foreman, S.Brown, etc.

PASSING table with columns CAR. CIN. and sub-columns ATT, CMP, YDS, TD-I for players like B.Mayfield, P.Walker, etc.

RECEIVING table with columns CAR. CIN. and sub-columns NO, YDS, LG, TD for players like R.Blackshear, T.Marshall, etc.

DEFENSE table with columns CAR. CIN. and sub-columns NO, YDS, LG, TD for players like S.Thompson, X.Woods, etc.

Cincinnati (press box stats) — ST-AT-TT: M.Bailey 4-2-6, A.Davis-Gaither 4-2-6, L.Wilson 4-0-4, B.Hill 2-2-4, J.Bates 1-3-4, J.Bachie 2-1-3, V.Bell 2-0-2, C.Taylor-Britt 2-0-2, S.Hubbard 1-1-2, M.Thomas 1-1-2, J.Tufele 1-1-2, E.Apple 0-2-2, G.Pratt 0-2-2, T.Hendrickson 1-0-1, Z.Carter 0-1-1, D.Davis 0-1-1, J.Davis 0-1-1. SKS.-YDS.: None. INT.-YDS.: J.Bates 1-16, G.Pratt 1-3. PD: E.Apple 1, J.Bates 1, T.Hendrickson 1, G.Pratt 1. FF: None. FR-YDS.: None.

WEEK 11, GAME 10

Cincinnati Bengals 37, Pittsburgh Steelers 30
Sunday, Nov. 20, 2022 at Acrisure Stadium

QB Joe Burrow passed for four TDs, with three going to HB Samaje Perine, to lead Cincinnati to its first divisional win of the season. Perine's three scores constituted the first time in team history that a Bengals RB recorded three receiving TDs in a game. The teams traded leads through the first half, before WR Trenton Irwin caught his first career TD midway through the third quarter to give the Bengals a lead they would not relinquish. After the Bengals' defense forced the Steelers to punt for the fifth time in the second half, Burrow led an eight-play, 93-yard scoring drive capped by Perine's third TD reception to put Cincinnati ahead 34-23 with 4:30 left and essentially secure the win. Cincinnati improved to 6-4, while Pittsburgh fell to 3-7.

SCORE BY PERIODS table with columns 1, 2, 3, 4, OT, PTS. Cincinnati 10, 7, 10, 10, —, 37. Pittsburgh 3, 17, 3, 7, —, 30.

TEAM — SCORING PLAY QTR.-LEFT table listing plays like E.McPherson 45 field goal 1-8:54, M.Wright 42 field goal 1-4:37, S.Perine 29 pass from J.Burrow (E.McPherson kick) 1-0:39, etc.

Missed FGs: None. Attendance: 66,401. Time: 3:18.

TEAM STATISTICS table with columns CIN. PITT. for metrics like First downs, Total net yards, Net yards rushing, etc.

RUSHING table with columns CIN. PITT. and sub-columns ATT, YDS, LG, TD for players like S.Perine, J.Mixon, etc.

PASSING table with columns CIN. PITT. and sub-columns ATT, CMP, YDS, TD-I for players like J.Burrow, K.Pickett, etc.

RECEIVING table with columns CIN. PITT. and sub-columns NO, YDS, LG, TD for players like T.Higgins, S.Perine, etc.

DEFENSE table with columns CIN. PITT. and sub-columns NO, YDS, LG, TD for players like C.Taylor-Britt, G.Pratt, etc.

Cincinnati (press box stats) — ST-AT-TT: C.Taylor-Britt 9-3-12, G.Pratt 6-2-8, L.Wilson 5-3-8, V.Bell 2-4-6, T.Hendrickson 4-1-5, E.Apple 2-2-4, S.Hubbard 2-2-4, T.Flowers 1-3-4, A.Davis-Gaither 2-0-2, J.Bates 1-1-2, M.Hilton 1-1-2, B.Hill 0-2-2, J.Tufele 0-2-2, Z.Carter 1-0-1, J.Ossai 1-0-1, C.Sample 1-0-1. SKS.-YDS.: T.Hendrickson 2-16. INT.-YDS.: None. PD: E.Apple 1, J.Bates 1, T.Hendrickson 1. FF: None. FR-YDS.: None. Pittsburgh (press box stats) — ST-AT-TT: M.Jack 5-4-9, C.Heyward 4-3-7, D.Bush 2-5-7, A.Maulet 5-1-6, T.Watt 2-4-6, R.Spillane 2-3-5, L.Wallace 3-1-4, C.Sutton 3-0-3, M.Fitzpatrick 1-2-3, T.Edmunds 2-0-2, M.Adams 1-1-2, C.Wormley 1-1-2, T.Alualu 1-0-1, A.Highsmith 0-1-1, D.Kazee 0-1-1, L.Ogunjobi 0-1-1, M.Reed 0-1-1. SKS.-YDS.: C.Heyward 1-3, A.Highsmith 0.5-3, T.Watt 0.5-3. INT.-YDS.: L.Wallace 1-3, T.Watt 1-0. PD: T.Watt 2, L.Wallace 2, T.Alualu 1, M.Fitzpatrick 1, M.Jack 1, R.Spillane 1. FF: None. FR-YDS.: None.

WEEK 12, GAME 11

Cincinnati Bengals 20, Tennessee Titans 16
Sunday, Nov. 27, 2022 at Nissan Stadium

QB Joe Burrow found WR Tee Higgins for a 27-yard TD in the fourth quarter to break a 13-13 tie, and the offense closed the game on a drive that started with 6:07 left to secure Cincinnati's third straight win. The Bengals' defense held Titans RB Derrick Henry, the NFL's leading rusher entering the game, to 38 yards on 17 carries, and in the second half Tennessee's offense was limited to 125 total yards and six points. The Titans went up 10-3 in the second quarter when Henry took a screen pass 69 yards and fumbled the ball into the end zone, where it was recovered by WR Treylon Burks. Later in the quarter, Cincinnati answered with a 92-yard drive, capped by a rushing TD from HB Samaje Perine, who started in place of an injured Joe Mixon. Both teams traded FGs before the Bengals went on a six-play, 75-yard march that included a back-shoulder catch from WR Trenton Irwin to convert a third-and-12. The following snap, Burrow lofted a jump ball for Higgins at the goal line, and the 6-4 receiver came down with what would be the game-winning TD. Cincinnati improved to 7-4, while Tennessee fell to 7-4.

SCORE BY PERIODS table with columns 1, 2, 3, 4, OT, PTS. for Cincinnati and Tennessee.

TEAM - SCORING PLAY table with columns QTR-LEFT and play details for Tennessee and Cincinnati.

Missed FGs: C.Shudak (35WR). Attendance: 69,441. Time: 2:58.

TEAM STATISTICS table comparing Cincinnati and Tennessee across various metrics like First downs, Total net yards, etc.

RUSHING table with columns CIN., ATT, YDS, LG, TD, TENN., ATT, YDS, LG, TD.

PASSING table with columns CIN., ATT, CMP, YDS, TD-I, TENN., ATT, CMP, YDS, TD-I.

RECEIVING table with columns CIN., NO, YDS, LG, TD, TENN., NO, YDS, LG, TD.

Cincinnati (press box stats) - ST-AT-TT: L.Wilson 5-4-9, C.Taylor-Britt 7-1-8, M.Hilton 6-1-7, B.Hill 3-4-7, V.Bell 4-2-6, G.Pratt 4-2-6, S.Hubbard 3-3-6, E.Apple 2-2-4, J.Bates 1-3-4, T.Hendrickson 1-0-1, C.Sample 1-0-1, A.Davis-Gaither 0-1-1, T.Flowers 0-1-1, J.Ossai 0-1-1, D.Reader 0-1-1. SKS.-YDS.: S.Hubbard 1-10. INT.-YDS.: None. PD: E.Apple 2, D.Reader 2, L.Wilson 1. FF: C.Taylor-Britt 1. FR-YDS.: None.
Tennessee (press box stats) - ST-AT-TT: A.Hooker 6-2-8, K.Byard 5-2-7, D.Long 5-1-6, K.Fulton 5-1-6, J.Simmons 3-3-6, D.Cole 3-2-5, R.Weaver 1-2-3, B.Dupree 2-0-2, R.McCreary 2-0-2, E.Molden 2-0-2, D.Walker 2-0-2, T.Avery 1-1-2, S.Okuyajinonu 0-2-2, T.Tart 1-0-1, K.Strong 0-1-1. SKS.-YDS.: D.Walker 1-4. INT.-YDS.: None. PD: T.Avery 2, A.Adams 1, M.Edwards 1, D.Long 1, R.McCreary 1. FF: None. FR-YDS.: None.

WEEK 13, GAME 12

Cincinnati Bengals 27, Kansas City Chiefs 24
Sunday, Dec. 4, 2022 at Paycor Stadium

QB Joe Burrow completed 80.6 percent of his passes (25 of 31) and the Bengals overcame a seven-point deficit entering the fourth quarter to earn their fourth straight win. Cincinnati opened the game with back-to-back TD drives to take an early 14-3 lead, but the Chiefs answered with 14 straight points to march in front. Kansas City had the ball and a 24-20 lead in the fourth quarter, before LB Germaine Pratt stripped the ball from TE Travis Kelce and recovered the fumble near midfield. The Bengals capitalized with a 10-play drive which included two third-down conversions, and finished it off with an eight-yard TD pass from Burrow to HB Chris Evans for the go-ahead score. A sack by DE Joseph Ossai on the ensuing drive forced the Chiefs into a 55-yard FG attempt, which K Harrison Butker sailed wide right, and Cincinnati bled the final 3:19 of game clock to clinch the victory. WR Ja'Marr Chase caught seven passes for 97 yards in his first action after missing four games with a hip injury, and HB Samaje Perine added 155 yards from scrimmage (106 rushing, 49 receiving). Cincinnati improved to 8-4, while Kansas City fell to 9-3.

SCORE BY PERIODS table with columns 1, 2, 3, 4, OT, PTS. for Kansas City and Cincinnati.

TEAM - SCORING PLAY table with columns QTR-LEFT and play details for Cincinnati and Kansas City.

Missed FGs: H.Butker (55WR). Attendance: 66,243. Time: 2:56.

TEAM STATISTICS table comparing Cincinnati and Kansas City across various metrics like First downs, Total net yards, etc.

RUSHING table with columns K.C., ATT, YDS, LG, TD, CIN., ATT, YDS, LG, TD.

PASSING table with columns K.C., ATT, CMP, YDS, TD-I, CIN., ATT, CMP, YDS, TD-I.

RECEIVING table with columns K.C., NO, YDS, LG, TD, CIN., NO, YDS, LG, TD.

Kansas City (press box stats) - ST-AT-TT: N.Bolton 8-8-16, J.Thornhill 6-4-10, J.Williams 6-1-7, T.McDuffie 4-2-6, L.Sneed 3-3-6, W.Gay 3-2-5, C.Jones 1-4-5, C.Dunlap 4-0-4, J.Reid 3-1-4, G.Karlaftis 3-0-3, F.Clark 1-2-3, K.Saunders 1-1-2, D.Harris 1-0-1, D.Nnadi 0-1-1, T.Stallworth 0-1-1. SKS.-YDS.: G.Karlaftis 1-7. INT.-YDS.: None. PD: W.Gay 1. FF: None. FR-YDS.: None.
Cincinnati (press box stats) - ST-AT-TT: J.Bates 4-4-8, L.Wilson 4-3-7, V.Bell 5-0-5, B.Hill 3-1-4, G.Pratt 2-2-4, M.Hilton 3-0-3, S.Hubbard 3-0-3, D.Reader 3-0-3, C.Sample 3-0-3, E.Apple 2-1-3, C.Taylor-Britt 2-1-3, T.Flowers 1-0-1, J.Ossai 1-0-1, J.Tupou 0-1-1. SKS.-YDS.: S.Hubbard 1-8, J.Ossai 1-4. INT.-YDS.: None. PD: V.Bell 2, D.Reader 1, C.Taylor-Britt 1. FF: G.Pratt 1. FR-YDS.: G.Pratt 1(-7).

WEEK 14, GAME 13

Cincinnati Bengals 23, Cleveland Browns 10
Sunday, Dec. 11, 2022 at Paycor Stadium

Cincinnati held Cleveland, which entered as the fourth-ranked rushing offense in the NFL, to 71 yards on 25 carries (2.8 average), while QB Joe Burrow threw two TD passes to lead the Bengals to their fifth straight win.

SCORE BY PERIODS table with columns 1, 2, 3, 4, OT, PTS. for Cleveland and Cincinnati.

TEAM - SCORING PLAY table with columns QTR-LEFT and PTS. listing plays like J.Chase 15 pass from J.Burrow.

Missed FGs: None. Attendance: 66,222. Time: 3:06.

TEAM STATISTICS table comparing CLE. and CIN. stats like First downs, Total net yards, etc.

RUSHING table with columns CLE. and CIN. listing player names and stats like ATT, YDS, LG, TD.

PASSING table with columns CLE. and CIN. listing player names and stats like ATT, CMP, YDS, TD-I.

RECEIVING table with columns CLE. and CIN. listing player names and stats like NO, YDS, LG, TD.

DEFENSE
Cleveland (press box stats) - ST-AT-TT: J.Johnson 6-1-7, D.Jones 4-3-7, M.Garrett 4-2-6, G.Newsome 3-3-6, J.Owusu-Koramoah 3-3-6, G.Delpit 4-0-4, D.Ward 3-0-3, P.Winfrey 2-1-3, J.Elliott 0-3-3, J.Clowney 1-1-2, R.Harrison 1-1-2, B.Stille 0-1-1, A.Wright 0-1-1. SKS-YDS.: M.Garrett 2-12. INT.-YDS.: D.Jones 1-5. PD: M.Garrett 2, D.Jones 2, D.Ward 2, J.Clowney 1, A.Wright 1. FF: None. FR-YDS.: None.
Cincinnati (press box stats) - ST-AT-TT: L.Wilson 14-3-17, V.Bell 5-2-7, C.Taylor-Britt 5-1-6, D.Reader 5-0-5, S.Hubbard 4-1-5, G.Pratt 4-1-5, E.Apple 4-0-4, M.Hilton 3-1-4, B.Hill 3-0-3, J.Bates 0-3-3, T.Hendrickson 1-0-1, J.Tupou 1-0-1, J.Davis 0-1-1. SKS-YDS.: S.Hubbard 1-0, V.Bell 0.5-1.5, L.Wilson 0.5-1.5. INT.-YDS.: J.Bates 1-7. PD: J.Bates 2, C.Taylor-Britt 2, B.Hill 1, G.Pratt 1, D.Reader 1. FF: None. FR-YDS.: None.

WEEK 15, GAME 14

Cincinnati Bengals 34, Tampa Bay Buccaneers 23
Sunday, Dec. 18, 2022 at Raymond James Stadium

The Bengals scored 34 unanswered points, including 31 in the second half, to storm back from a 17-0 deficit and earn their sixth straight win. Tampa Bay fumbled a fake punt attempt early in the third quarter, giving Cincinnati the ball at the Buccaneers' 16-yard line and swinging the game's momentum.

SCORE BY PERIODS table with columns 1, 2, 3, 4, OT, PTS. for Cincinnati and Tampa Bay.

TEAM - SCORING PLAY table with columns QTR-LEFT and PTS. listing plays like R.Succop 21 field goal.

Missed FGs: R.Succop (50WL). Attendance: 69,305. Time: 3:07.

TEAM STATISTICS table comparing CIN. and T.B. stats like First downs, Total net yards, etc.

RUSHING table with columns CIN. and T.B. listing player names and stats like ATT, YDS, LG, TD.

PASSING table with columns CIN. and T.B. listing player names and stats like ATT, CMP, YDS, TD-I.

RECEIVING table with columns CIN. and T.B. listing player names and stats like NO, YDS, LG, TD.

DEFENSE
Cincinnati (press box stats) - ST-AT-TT: L.Wilson 9-6-15, G.Pratt 2-7-9, D.Hill 5-3-8, E.Apple 5-2-7, B.Hill 2-5-7, C.Taylor-Britt 2-1-3, V.Bell 1-2-3, J.Tupou 1-2-3, D.Reader 0-3-3, A.George 2-0-2, J.Bates 1-1-2, J.Ossai 1-1-2, C.Sample 1-1-2, M.Bailey 1-0-1, Z.Carter 0-1-1, A.Davis-Gaither 0-1-1, T.Flowers 0-1-1, J.Gunter 0-1-1, S.Hubbard 0-1-1. SKS-YDS.: L.Wilson 1-8. INT.-YDS.: T.Flowers 1-0, G.Pratt 1-0. PD: E.Apple 2, T.Flowers 2, G.Pratt 2, J.Bates 1, J.Ossai 1. FF: D.Reader 1. FR-YDS.: J.Ossai 1-0, D.Reader 1-0.
Tampa Bay (press box stats) - ST-AT-TT: L.David 5-3-8, D.White 0-7-7, C.Davis 6-0-6, M.Edwards 3-2-5, L.Ryan 2-3-5, W.Gholston 2-2-4, A.Nelson 2-2-4, K.Neal 1-3-4, J.Tryon 1-3-4, D.Delaney 3-0-3, A.Winfield 3-0-3, R.Nunez-Roches 1-1-2, S.Murphy-Bunting 0-2-2, D.Senat 0-2-2, A.Hicks 0-1-1. SKS-YDS.: L.David 1-10, A.Nelson 0.5-3, J.Tryon 0.5-3. INT.-YDS.: C.Davis 1-0. PD: C.Davis 4, S.Murphy-Bunting 1, K.Neal 1, L.Ryan 1, J.Tryon 1, A.Winfield 1. FF: L.David 1. FR-YDS.: None.

WEEK 16, GAME 15

Cincinnati Bengals 22, New England Patriots 18
Saturday, Dec. 24, 2022 at Gillette Stadium

The Patriots stormed back from a 22-0 halftime deficit and were driving to take the lead with one minute remaining, but S Vonn Bell forced a fumble that was recovered by DT B.J. Hill to help Cincinnati win its seventh straight. The Bengals recorded 303 offensive net yards in the first half to build their lead, with QB Joe Burrow throwing for 284 yards and three TDs. Burrow finished the day with a career-high 40 completions for 375 yards, and connected with eight different pass catchers. WR Tee Higgins contributed five catches for 128 yards and capped off the game's opening drive with a TD, while WR Trenton Irwin added a pair of TD receptions. New England's comeback began with a 69-yard pick-six by CB Marcus Jones in the third quarter, Burrow's second INT of the afternoon. Patriots QB Mac Jones threw two TD passes in the fourth, including a 48-yarder that was batted into the hands of WR Jakobi Meyers to make it a one-score game. New England had one last chance following the fumble, but could not advance past its own 39-yard line as the Bengals' defense stood tall. Cincinnati improved to 11-4, while New England fell to 7-8.

SCORE BY PERIODS table with columns 1, 2, 3, 4, OT, PTS. Cincinnati: 12, 10, 0, 0, 0, 22. New England: 0, 0, 6, 12, 0, 18.

TEAM - SCORING PLAY table with columns QTR-LEFT. Includes plays like T.Higgins 9 pass from J.Burrow (kick failed, WR) 1-12:24.

Missed FGs: E.McPherson (43W). Attendance: 65,878. Time: 3:20.

TEAM STATISTICS table with columns CIN, N.E. for metrics like First downs, Total net yards, Pass attempts-completions-interceptions.

RUSHING table with columns CIN, ATT, YDS, LG, TD, N.E. for players like J.Mixon, J.Burrow, S.Perine.

PASSING table with columns CIN, ATT, CMP, YDS, TD-I, N.E. for players like J.Burrow.

RECEIVING table with columns CIN, NO, YDS, LG, TD, N.E. for players like T.Higgins, J.Chase, J.Mixon.

DEFENSE

Cincinnati (press box stats) - ST-AT-TT: L.Wilson 7-2-9, V.Bell 4-2-6, C.Sample 3-3-6, M.Hilton 4-1-5, C.Taylor-Britt 4-0-4, J.Bates 3-1-4, B.Hill 1-3-4, G.Pratt 2-1-3, Z.Carter 0-2-2, A.Davis-Gaither 1-0-1, T.Hendrickson 1-0-1, J.Tupou 1-0-1, J.Ossai 0-1-1, D.Reader 0-1-1. SKS.-YDS.: J.Tupou 1-10, C.Sample 1-5, L.Wilson 1-0, Z.Carter 0.5-0.5, J.Ossai 0.5-0.5. INT.-YDS.: None. PD: C.Taylor-Britt 2, E.Apple 1, G.Pratt 1. FF: V.Bell 1, L.Wilson 1. FR.-YDS.: B.Hill 1-0.

New England (press box stats) - ST-AT-TT: Mar.Jones 13-1-14, J.Bentley 8-3-11, Jo.Jones 7-0-7, M.Judon 5-1-6, M.Bryant 3-3-6, J.Tavai 3-3-6, K.Dugger 2-2-4, J.Peppers 3-0-3, D.Godchaux 2-1-3, A.Phillips 2-1-3, D.Wise 2-1-3, A.Jennings 1-1-2, D.McCourtly 1-1-2, C.Barmore 1-0-1, R.McMillan 1-0-1, J.Uche 1-0-1, C.Davis 0-1-1, D.Ekualo 0-1-1, L.Guy 0-1-1. SKS.-YDS.: M.Judon 1-3, J.Uche 1-3. INT.-YDS.: Mar.Jones 1-69, D.McCourtly 1-0. PD: J.Bentley 1, Mar.Jones 1, D.McCourtly 1. FF: M.Judon 1. FR.-YDS.: Mar.Jones 1-0.

WEEK 18, GAME 16

Cincinnati Bengals 27, Baltimore Ravens 16
Sunday, Jan. 8, 2023 at Paycor Stadium

Though having already clinched the AFC North Division title by virtue of its winning percentage (after a cancellation of a Week 17 matchup with the Buffalo Bills), Cincinnati played its starters in hopes of possibly improving its playoff seeding and to avoid a potential coin flip that would determine the site of its Wild Card Playoff showdown with the Ravens the following week. Facing a Baltimore side that rested numerous key players, the Bengals jumped out to a 17-0 lead early in the second quarter and at that point had forced two of their four defensive turnovers on the afternoon. In the final minute of the opening half, DE Trey Hendrickson sacked QB Anthony Brown near the Baltimore goal line, forcing a fumble which was recovered by DE Joseph Ossai in the end zone for a TD and a 24-7 Bengals halftime advantage. Cincinnati's offense stalled in the second half, punting on five of its eight possessions while also losing a fumble at its own nine-yard line. Baltimore closed the deficit to 11 with a fourth-quarter FG, and had what appeared to be a 47-yard completion late in the game before WR Sammy Watkins committed a fumble that was recovered by S Vonn Bell, essentially sealing the result. Cincinnati closed the regular season at 12-4, while Baltimore fell to 10-7.

SCORE BY PERIODS table with columns 1, 2, 3, 4, OT, PTS. Baltimore: 0, 7, 6, 3, 0, 16. Cincinnati: 10, 14, 3, 0, 0, 27.

TEAM - SCORING PLAY table with columns QTR-LEFT. Includes plays like E.McPherson 34 field goal 1-5:01.

Missed FGs: None. Attendance: 65,849. Time: 3:22.

TEAM STATISTICS table with columns BALT, CIN. for metrics like First downs, Total net yards, Pass attempts-completions-interceptions.

RUSHING table with columns BALT, ATT, YDS, LG, TD, CIN. for players like K.Drake, J.Hill, G.Edwards.

PASSING table with columns BALT, ATT, CMP, YDS, TD-I, CIN. for players like A.Brown, J.Burrow.

RECEIVING table with columns BALT, NO, YDS, LG, TD, CIN. for players like I.Likely, C.Kolar, S.Watkins.

DEFENSE

Baltimore (press box stats) - ST-AT-TT: R.Smith 12-4-16, M.Williams 5-2-7, P.Queen 4-1-5, D.Worley 4-1-5, K.Hamilton 3-1-4, J.Madubuike 3-0-3, C.Clark 1-2-3, M.Humphrey 2-0-2, D.Williams 2-0-2, T.Jones 1-1-2, J.Pierre-Paul 1-1-2, B.Washington 1-1-2, D.Ojabo 1-0-1, B.Urban 1-0-1, J.Houston 0-1-1, O.Oweh 0-1-1. SKS.-YDS.: D.Ojabo 1-5, J.Houston 0.5-4, O.Oweh 0.5-4. INT.-YDS.: None. PD: D.Worley 2, K.Hamilton 1, J.Pierre-Paul 1, M.Williams 1. FF: D.Ojabo 1. FR.-YDS.: P.Queen 1-0.

Cincinnati (press box stats) - ST-AT-TT: C.Taylor-Britt 3-6-9, L.Wilson 4-4-8, J.Bates 3-5-8, E.Apple 6-0-6, B.Hill 3-1-4, D.Reader 2-2-4, V.Bell 1-3-4, J.Ossai 1-3-4, G.Pratt 1-3-4, M.Hilton 2-1-3, C.Sample 2-1-3, S.Hubbard 1-2-3, T.Flowers 2-0-2, T.Hendrickson 2-0-2, D.Hill 2-0-2, Z.Carter 1-1-2, J.Tupou 0-1-1. SKS.-YDS.: T.Hendrickson 2-9, B.Hill 1-1, J.Ossai 1-0. INT.-YDS.: M.Hilton 1-5, J.Bates 1-4. PD: M.Hilton 2, G.Pratt 2, J.Bates 1, V.Bell 1, Z.Carter 1, C.Taylor-Britt 1, L.Wilson 1. FF: J.Bates 1, T.Hendrickson 1. FR.-YDS.: V.Bell 1-0, J.Ossai 1-0.

2022 SEASON

AFC WILD CARD PLAYOFF

Cincinnati Bengals 24, Baltimore Ravens 17
Sunday night, Jan. 15, 2023 at Paycor Stadium

DE Sam Hubbard returned a Baltimore fumble 98 yards for a go-ahead TD early in the fourth quarter that proved to be the difference as Cincinnati hung on for a 24-17 Wild Card Playoff win. The Ravens had driven down to the Bengals' one-yard line looking to take the lead, but when QB Tyler Huntley tried to jump over a pile of linemen and reach the ball across the goal line, it was knocked out by LB Logan Wilson and fell into Hubbard's arms to create the game's biggest turning point. After a TD pass from QB Joe Burrow to WR Ja'Marr Chase in the second quarter gave Cincinnati a 9-0 lead, Baltimore responded with 10 unanswered points and went into halftime ahead. The Bengals got back in front with a 12-play, 88-yard drive in which Burrow completed all six of his passes and finished it off with a one-yard sneak into the end zone. Baltimore quickly struck again on a 41-yard TD pass to WR Demarcus Robinson, but that ended up being the final offensive points from either team as both defenses stepped up with key plays. Huntley drove the Ravens inside the Bengals' 30-yard line with under a minute left, but a desperation heave to the end zone as time expired fell incomplete, sealing the win and a trip to the AFC Divisional Playoff for Cincinnati.

SCORE BY PERIODS table with columns 1, 2, 3, 4, OT, PTS. Rows for Baltimore and Cincinnati.

TEAM - SCORING PLAY table with columns QTR.-LEFT. Lists plays like McPherson 39 field goal, J.Chase 7 pass from J.Burrow, etc.

Missed FGs: None. Attendance: 66,399. Time: 3:02.

TEAM STATISTICS table with columns BALT., CIN. Rows for First downs, Third down conversions, Total net yards, etc.

RUSHING

RUSHING table with columns BALT., CIN. Rows for J.Dobbins, T.Huntley, G.Edwards, M.Andrews, TOTALS.

PASSING

PASSING table with columns BALT., CIN. Rows for T.Huntley, TOTALS.

RECEIVING

RECEIVING table with columns BALT., CIN. Rows for M.Andrews, J.Dobbins, D.Robinson, J.Oliver, J.Hill, G.Edwards, S.Watkins, TOTALS.

DEFENSE

Baltimore (press box stats) - ST-AT-TT: K.Hamilton 5-4-9, R.Smith 3-5-8, M.Humphrey 6-0-6, P.Queen 4-2-6, M.Peters 2-2-4, C.Clark 3-0-3, T.Bowser 2-1-3, B.Washington 1-2-3, O.Oweh 2-0-2, M.Williams 2-0-2, C.Campbell 1-1-2, J.Madubuike 0-2-2, J.Houston 1-0-1, J.Pierre-Paul 0-1-1, B.Urban 1-0-1, T.Jones 0-1-1. SKS-YDS: T.Bowser 1-9, J.Houston 1-9, O.Oweh 1-6, J.Pierre-Paul 0-5-1, B.Washington 0-5-1. INT-YDS: None. PD: M.Peters 1, M.Williams 1. FF: K.Hamilton 1. FR-YDS: K.Hamilton 1-0.

Cincinnati (press box stats) - ST-AT-TT: L.Wilson 6-4-10, J.Bates 8-1-9, G.Pratt 5-3-8, E.Apple 5-1-6, B.Hill 4-1-5, Z.Carter 3-1-4, S.Hubbard 2-2-4, V.Bell 2-2-4, C.Sample 1-3-4, M.Hilton 2-0-2, D.Reader 2-0-2, C.Taylor-Britt 1-1-2, J.Tufele 0-2-2, J.Ossai 1-0-1, J.Tupou 0-1-1. SKS-YDS: B.Hill 1-9, M.Hilton 1-8. INT-YDS: A.Davis-Gaither 1-0. PD: A.Davis-Gaither 1, M.Hilton 1, J.Ossai 1, G.Pratt 1, D.Reader 1, C.Sample 1. FF: L.Wilson 1. FR-YDS: S.Hubbard 1-98.

2022 SEASON

AFC DIVISIONAL PLAYOFF

Cincinnati Bengals 27, Buffalo Bills 10
Sunday, Jan. 22, 2023 at Highmark Stadium

Cincinnati scored on its opening two possessions to grab a 14-0 first-quarter lead, and never looked back in a snowy AFC Divisional Playoff. The Bengals' offense churned out 412 total yards, including 172 rushing. HB Joe Mixon finished with 123 yards from scrimmage, including 105 on the ground with a 5.1-yard rushing average. QB Joe Burrow threw two TD passes and connected with eight different receivers on the afternoon to lead Cincinnati in advancing to the AFC Championship for a second consecutive year. Defensively, the Bengals held Buffalo to season lows in points and net rushing yards (64), while an INT by rookie CB Cam Taylor-Britt on the Bills' final drive punctuated the dominant performance. Buffalo cut the lead to 17-10 midway through the third quarter, but Cincinnati answered with a 12-play, 75-yard drive capped by a Mixon TD run to regain its two-score advantage. The Bengals set a postseason team record with 30 first downs while committing no turnovers.

SCORE BY PERIODS table with columns 1, 2, 3, 4, OT, PTS. Rows for Cincinnati and Buffalo.

TEAM - SCORING PLAY table with columns QTR.-LEFT. Lists plays like J.Chase 28 pass from J.Burrow, H.Hurst 15 pass from J.Burrow, etc.

Missed FGs: None. Attendance: 70,733. Time: 3:01.

TEAM STATISTICS table with columns CIN., BUFF. Rows for First downs, Third down conversions, Total net yards, etc.

RUSHING

RUSHING table with columns CIN., BUFF. Rows for J.Mixon, S.Perine, J.Burrow, J.Chase, TOTALS.

PASSING

PASSING table with columns CIN., BUFF. Rows for J.Burrow, TOTALS.

RECEIVING

RECEIVING table with columns CIN., BUFF. Rows for J.Chase, H.Hurst, S.Perine, T.Higgins, J.Mixon, T.Boyd, T.Irwin, M.Wilcox, TOTALS.

DEFENSE

Cincinnati (press box stats) - ST-AT-TT: M.Hilton 6-2-8, L.Wilson 4-3-7, C.Taylor-Britt 6-0-6, E.Apple 5-1-6, V.Bell 5-1-6, J.Bates 5-0-5, G.Pratt 5-0-5, B.Hill 0-3-3, D.Reader 1-1-2, J.Tupou 0-2-2, A.Davis-Gaither 1-0-1, S.Hubbard 1-0-1, Z.Carter 0-1-1. SKS-YDS: V.Bell 1-3. INT-YDS: C.Taylor-Britt 1-0. PD: B.Hill 2, G.Pratt 2, C.Taylor-Britt 2, E.Apple 1, M.Hilton 1. FF: None. FR-YDS: None.

Buffalo (press box stats) - ST-AT-TT: T.Edmunds 10-2-12, M.Milano 7-3-10, J.Johnson 5-2-7, T.Johnson 3-3-6, J.Poyer 3-3-6, K.Elam 3-1-4, T.White 3-1-4, G.Rousseau 3-0-3, D.Marlowe 2-1-3, E.Ankou 2-0-2, S.Lawson 1-1-2, S.Neal 1-1-2, T.Settle 1-1-2, A.Epenesa 1-0-1, D.Jackson 1-0-1, C.Lewis 1-0-1, J.Phillips 1-0-1, E.Oliver 0-1-1. SKS-YDS: M.Milano 1-2. INT-YDS: None. PD: C.Basham 1, T.Edmunds 1, D.Jackson 1, T.Johnson 1, M.Milano 1. FF: None. FR-YDS: None.

2022 SEASON

AFC CHAMPIONSHIP

Kansas City Chiefs 23, Cincinnati Bengals 20
Sunday night, Jan. 29, 2023 at GEHA Field at Arrowhead Stadium

Seeking its second consecutive Super Bowl appearance, Cincinnati erased deficits of 10 points in the first half and seven points in the second, but ultimately came up short in a back-and-forth game, as Chiefs K Harrison Butker converted a 45-yard FG with three seconds left to win the conference title for Kansas City. The Chiefs took a 13-3 lead late in the second quarter, but the Bengals tied it up with 10 straight points, which included a 27-yard TD pass from QB Joe Burrow to WR Tee Higgins. With Kansas City leading 20-13 early in the fourth quarter, Cincinnati answered when HB Samaje Perine scored on a two-yard run, set up by a 35-yard pass from Burrow to WR Ja'Marr Chase on fourth-and-six from the Chiefs' 41. However, in the game's final seconds, an unnecessary roughness penalty called on the Bengals put Butker in range for the game-winning kick.

SCORE BY PERIODS table with columns 1, 2, 3, 4, OT, PTS. and rows for Cincinnati and Kansas City.

TEAM - SCORING PLAY table with columns QTR.-LEFT and rows listing plays such as H.Butker 43 field goal, H.Butker 24 field goal, etc.

Missed FGs: None. Attendance: 73,426. Time: 3:23.

TEAM STATISTICS table with columns CIN. and K.C. and rows for First downs, Third down conversions, Total net yards, etc.

RUSHING

RUSHING table with columns CIN. and K.C. and rows for J.Burrow, S.Perine, J.Mixon, etc.

PASSING

PASSING table with columns CIN. and K.C. and rows for J.Burrow, etc.

RECEIVING

RECEIVING table with columns CIN. and K.C. and rows for T.Higgins, J.Chase, H.Hurst, etc.

DEFENSE

Cincinnati (press box stats) - ST-AT-TT: V.Bell 5-2-7, G.Pratt 2-5-7, E.Apple 5-1-6, L.Wilson 5-1-6, J.Bates 3-3-6, M.Hilton 4-1-5, J.Ossai 3-2-5, D.Reader 1-3-4, C.Taylor-Britt 1-2-3, J.Tupou 1-2-3, Z.Carter 0-3-3, C.Sample 2-0-2, T.Hendrickson 1-1-2, S.Hubbard 1-1-2, B.Hill 0-1-1. SKS-YDS.: S.Hubbard 1-2, C.Sample 1-0, (team) 1-9. INT.-YDS.: None. PD: J.Ossai 1, C.Taylor-Britt 1. FF: None. FR-YDS.: S.Hubbard 1-0.

Kansas City (press box stats) - ST-AT-TT: J.Reid 7-0-7, T.McDuffie 6-0-6, M.Danna 3-2-5, B.Cook 4-0-4, Ja.Watson 4-0-4, C.Jones 3-1-4, J.Williams 3-1-4, N.Bolton 1-3-4, K.Saunders 3-0-3, F.Clark 2-1-3, J.Thornhill 2-1-3, G.Karlaftis 1-0-1, L.Sneed 1-0-1, W.Gay 0-1-1, D.Harris 0-1-1, D.Nnadi 0-1-1. SKS-YDS.: C.Jones 2-13, F.Clark 1-5-12, G.Karlaftis 1-4, W.Gay 0-5-3. INT.-YDS.: Ja.Watson 1-10, J.Williams 1-(-4). PD: T.McDuffie 2, Ja.Watson 2, B.Cook 1, J.Reid 1, J.Williams 1. FF: None. FR-YDS.: None.

2022 PRESEASON STATISTICS

RECORD: 1-2

DATE	W-L	SCORE	OPPONENT	ATTENDANCE
8-12-22	L	23-36	ARIZONA	60,760
8-21-22	L	22-25	at N.Y. Giants	67,680
8-27-22	W	16-7	L.A. RAMS	62,499

TEAM STATISTICS		BENGALS	OPPONENTS
TOTAL FIRST DOWNS	53	62
Rushing	10	20
Passing	39	38
Penalty	4	4
3rd Down: Made-Att	16-40	19-38
3rd Down Pct.	40.0	50.0
4th Down: Made-Att	3-3	4-5
4th Down Pct.	100.0	80.0
POSSESSION AVG.	30:50	29:10
TOTAL NET YARDS	935	970
Avg. Per Game	311.7	323.3
Total Plays	181	190
Avg. Per Play	5.2	5.1
NET YARDS RUSHING	180	296
Avg. Per Game	60.0	98.7
Total Rushes	65	79
NET YARDS PASSING	755	674
Avg. Per Game	251.7	224.7
Sacked-Yards Lost	6-54	6-43
Gross Yards	809	717
Att.-Completions	110-77	105-77
Completion Pct.	70.0	73.3
Had Intercepted	0	1
PUNTS-AVG.	12-47.1	11-46.1
Net Punting Avg.	12-35.4	11-41.5
PENALTIES-YARDS	24-218	11-110
FUMBLES-BALLS LOST	7-2	6-3
TOUCHDOWNS	5	9
Rushing	3	5
Passing	2	4
Returns	0	0

SCORE BY PERIODS	1	2	3	4	OT	PTS
BENGALS	6	21	7	27	0	61
OPPONENTS	9	21	13	25	0	68

SCORING	TD	TD-R	TD-P	TD-Rt	K-PAT	FG	S	PTS
Evan McPherson	0	0	0	0	4-4	9-10	0	31
Jacques Patrick	2	2	0	0	—	—	0	12
Kendric Pryor	1	0	1	0	—	—	0	6
Justin Rigg	1	0	1	0	—	—	0	6
Trayveon Williams	1	1	0	0	—	—	0	6
BENGALS	5	3	2	0	4-4	9-10	0	61
OPPONENTS	9	5	4	0	6-8	2-2	0	68

Two-point conversions: (None). BENGALS 0-1 (0-0 R, 0-1 P), OPPONENTS 1-1 (1-1 R, 0-0 P).

Sacks-yards: Noah Spence 1.5-10.5, Zach Carter 1-17, Clay Johnston 1-1, Jeff Gunter 1-0, Clarence Hicks 0.5-5, Raymond Johnson III 0.5-5, Domenique Davis 0.5-4.5. BENGALS 6-43, OPPONENTS 6-54.

Fumbles-lost: Jake Browning 3-1, Trenton Irwin 1-1, Brandon Allen 1-0, Kwamie Lassiter II 1-0, Pooka Williams Jr. 1-0. BENGALS 7-2, OPPONENTS 6-3.

RUSHING	ATT	YDS	AVG	LG	TD
Trayveon Williams22	64	2.9	8	1
Jacques Patrick13	58	4.5	17	2
Jake Browning6	33	5.5	12	0
Chris Evans18	10	0.6	8	0
Drew Plitt1	7	7.0	7	0
Brandon Allen3	5	1.7	3	0
Kendric Pryor2	3	1.5	2	0
BENGALS65	180	2.8	17	3
OPPONENTS79	296	3.7	16	5

RECEIVING	REC	YDS	AVG	LG	TD
Trenton Irwin14	122	8.7	20	0
Kendric Pryor13	182	14.0	38	1
Kwamie Lassiter II13	138	10.6	18	0
Trent Taylor6	106	17.7	36	0
Trayveon Williams6	55	9.2	20	0
Chris Evans6	25	4.2	9	0
Jacques Patrick4	49	12.3	31	0
Thaddeus Moss4	40	10.0	17	0
Scotty Washington3	25	8.3	13	0
Stanley Morgan2	42	21.0	32	0
Mike D. Thomas2	18	9.0	12	0
Jack Sorenson2	6	3.0	4	0
Dax Hill1	3	3.0	3t	1
Nick Eubanks1	-2	-2.0	-2	0
BENGALS77	809	10.5	38	2
OPPONENTS77	717	9.3	36	4

INTERCEPTIONS	NO	YDS	AVG	LG	TD
Dax Hill1	23	23.0	23	0
BENGALS1	23	23.0	23	0
OPPONENTS0	0	—	—	0

PUNTING	NO	YDS	AVG	NET	TB	IN-20	LG	BLK
Drue Chrisman7	347	49.6	38.6	1	1	65	0
Kevin Huber5	218	43.6	31.0	0	3	50	0
BENGALS12	565	47.1	35.4	1	4	65	0
OPPONENTS11	507	46.1	41.5	1	3	58	0

PUNT RETURNS	NO	FC	YDS	AVG	LG	TD
Kwamie Lassiter II3	2	-1	-3	4	0
Trent Taylor1	1	31	31.0	31	0
Pooka Williams Jr.1	0	0	0.0	0	0
BENGALS5	3	30	6.0	31	0
OPPONENTS8	3	120	15.0	55	0

KICKOFF RETURNS	NO	YDS	AVG	LG	TD
Kwamie Lassiter II3	65	21.7	24	0
Chris Evans2	114	57.0	73	0
BENGALS5	179	35.8	73	0
OPPONENTS7	141	20.1	27	0

FIELD GOALS	1-19	20-29	30-39	40-49	50+
Evan McPherson0-0	1-1	4-4	1-1	3-4
BENGALS0-0	1-1	4-4	1-1	3-4
OPPONENTS0-0	1-1	1-1	0-0	0-0

Evan McPherson: (23G, 58G, 56G), (50G, 44G, 31G, 58WL), (50G, 44G, 31G, 58WL), (38G, 39G, 35G).

Opponents: (27G), (31G), (—).

DEFENSE*	ST	AT	TT	SKS-YDS	INT-YDS	PD	FF	FR-YDS
Clay Johnston25	4	29	1-1	0-0	0	0	0-0
Keandre Jones9	8	17	0-0	0-0	0	0	0-0
Tycen Anderson13	2	15	0-0	0-0	0	0	0-0
Allan George10	2	12	0-0	0-0	3	0	0-0
Tegray Scales8	3	11	0-0	0-0	0	1	0-0
Jalen Davis9	1	10	0-0	0-0	3	0	0-0
Delonte Hood8	2	10	0-0	0-0	1	0	1-0
Trayvon Henderson7	3	10	0-0	0-0	2	1	0-0
Domenique Davis5	5	10	0.5-4.5	0-0	0	0	1-0
Dax Hill5	2	7	0-0	1-23	2	0	0-0
Zach Carter4	2	6	1-17	0-0	1	1	0-0
Jeff Gunter4	2	6	1-0	0-0	2	0	0-0
Michael J. Thomas2	4	6	0-0	0-0	0	0	0-0
Akeem Davis-Gaither5	0	5	0-0	0-0	0	0	0-0
Noah Spence4	1	5	1.5-10.5	0-0	0	0	0-0
Clarence Hicks2	3	5	0.5-5	0-0	0	0	0-0
Cam Sample2	2	4	0-0	0-0	0	0	0-0
Raymond Johnson III1	2	3	0.5-5	0-0	0	0	0-0
Abu Daramy-Swaray2	0	2	0-0	0-0	0	0	0-0
Bookie Radley-Hiles2	0	2	0-0	0-0	1	0	0-0
Tyler Shelvin2	0	2	0-0	0-0	0	0	0-0
Markus Bailey1	1	2	0-0	0-0	0	0	0-0
Javaris Davis1	1	2	0-0	0-0	0	0	0-0
Tre Flowers1	0	1	0-0	0-0	1	0	0-0
Tariqueus Tisdale1	0	1	0-0	0-0	0	0	0-0
Joseph Ossai0	1	1	0-0	0-0	0	0	0-0
Carson Wells0	1	1	0-0	0-0	0	0	0-0

SPECIAL TEAMS*	ST	AT	TT	FF	FR-YDS	BP	BFG	BXP
Michael J. Thomas3	0	3	1	0-0	0	0	0
Stanley Morgan2	0	2	0	0-0	0	0	0
Justin Rigg2	0	2	0	0-0	0	0	0
Clay Johnston1	1	2	0	0-0	0	0	0
Tegray Scales1	1	2	0	0-0	0	0	0
Drue Chrisman1	0	1	0	0-0	0	0	0
Jalen Davis1	0	1	0	0-0	0	0	0
Keandre Jones1	0	1	0	1-0	0	0	0
Jacques Patrick1	0	1	0	0-0	0	0	0
Carson Wells1	0	1	0	0-0	0	0	0

PASSING	ATT	CMP	YDS	CMP%	YDS/ATT	TD	TD%	INT	INT%	LG	SKD-YDS	RAT
Jake Browning64	42	452	65.6	7.06	1	1.6	0	0.0	36	2-11	91.4
Brandon Allen38	28	264	73.7	6.95	0	0.0	0	0.0	38	4-43	92.4
Drew Plitt8	7	93	87.5	11.63	1	12.5	0	0.0	30	0-0	154.7
BENGALS110	77	809	70.0	7.35	2	1.8	0	0.0	38	6-54	97.1
OPPONENTS105	77	717	73.3	6.83	4	3.8	1	1.0	36	6-43	100.4

* NOTE: All defensive statistics above are press box statistics produced at the games.

2022 PRESEASON PARTICIPATION CHART

LEGEND

(NOTE: Position designation indicates start.)
P — played as a substitute
DNP — did not play


RI — reserve/injured list
RPUP — reserve/physically unable to perform list
RNFI — reserve/non-football injury list

NWT — not with team
REX — roster exemption
RR — reserve/retired

NAME	Cin. G-S	1	2	3
		ARIZ.	@NYG	LAR
Adeniji, Hakeem.....	3-3	ROT	LOT	ROT
Adomitis, Cal.....	3-0	P	P	P
Allen, Brandon.....	3-3	QB	QB	QB
Anderson, Tycen.....	3-1	P	P	S
Apple, Eli.....	0-0	DNP	DNP	DNP
Awuzie, Chidobe.....	0-0	DNP	DNP	DNP
Bachie, Joe.....	0-0	DNP	DNP	DNP
Bailey, Markus.....	1-1	LB	DNP	DNP
Bates, Jessie, III.....	0-0	NWT	NWT	REX
Bell, Vonn.....	0-0	DNP	DNP	DNP
Boyd, Tyler.....	0-0	DNP	DNP	DNP
Brown, Ben.....	1-0	P	RI	RI
Browning, Jake.....	3-0	P	P	P
Burrow, Joe.....	0-0	DNP	DNP	DNP
Cappa, Alex.....	0-0	DNP	DNP	DNP
Carman, Jackson.....	2-2	LG	DNP	LG
Carter, Zach.....	3-3	DT	DT	DT
Chase, Ja'Marr.....	0-0	DNP	DNP	DNP
Chrisman, Drue.....	3-0	P	P	P
Cochran, Devin.....	3-0	P	P	P
Collins, La'el.....	0-0	DNP	DNP	DNP
Daramy-Swaray, Abu.....	1-0	P	NWT	NWT
Davis, Domenique.....	3-0	P	P	P
Davis, Jalen.....	3-1	P	P	NCB
Davis, Javaris.....	1-0	NWT	P	DNP
Davis-Gailther, Akeem.....	2-2	LB	LB	DNP
Eubanks, Nick.....	3-0	P	P	P
Evans, Chris.....	3-3	HB	HB	HB
Flowers, Tre.....	3-3	CB	CB	CB
Gaillard, Lamont.....	2-2	RG	RG	DNP
George, Allan.....	3-3	CB	CB	CB
Gilliam, Nate.....	2-1	NWT	P	RG
Gunter, Jeff.....	3-1	P	P	LDE
Harris, Clark.....	2-0	P	P	DNP
Heiligh, Jaivon.....	2-0	P	P	NWT
Henderson, Trayvon.....	3-1	P	P	S
Hendrickson, Trey.....	0-0	DNP	DNP	DNP
Hicks, Clarence.....	3-0	P	P	P
Higgins, Tee.....	0-0	DNP	DNP	DNP
Hill, B.J.....	0-0	DNP	DNP	DNP
Hill, Dax.....	2-2	S	S	DNP
Hill, Trey.....	3-3	C	C	C
Hilton, Mike.....	0-0	DNP	DNP	DNP
Holyfield, Elijah.....	0-0	RI	RI	RI
Hood, Delonte.....	3-0	P	P	P
Hubbard, Sam.....	0-0	DNP	DNP	DNP
Huber, Kevin.....	3-0	P	P	P
Hubert, Wyatt.....	0-0	DNP	RR	RR
Hurst, Hayden.....	0-0	DNP	DNP	DNP
Irwin, Trenton.....	3-0	P	P	P
Johnston, Clay.....	3-2	P	LB	LB
Johnson, Raymond, III.....	3-0	P	P	P
Jones, Keandre.....	3-1	P	P	LB
Jones, Shermarl.....	1-0	P	NWT	NWT
Kareem, Khalid.....	1-0	DNP	P	DNP
Karras, Ted.....	0-0	DNP	DNP	DNP
Lassiter, Kwamie, II.....	3-0	P	P	P
McPherson, Evan.....	3-0	P	P	P
Mixon, Joe.....	0-0	DNP	DNP	DNP
Morgan, Stanley.....	3-3	WR	WR	WR
Moss, Thaddeus.....	3-3	TE	TE	TE
Noel, Desmond.....	2-0	P	P	DNP
Ossai, Joseph.....	2-2	RDE	RDE	DNP
Patrick, Jacques.....	3-0	P	P	P
Perine, Samaje.....	1-0	P	DNP	DNP
Plitt, Drew.....	2-0	P	P	NWT
Pratt, Germaine.....	0-0	DNP	DNP	DNP
Prince, Isaiah.....	1-1	LOT	DNP	DNP
Pryor, Kendric.....	3-1	WR	P	P
Radley-Hiles, Bookie.....	1-0	P	NWT	NWT
Reader, DJ.....	0-0	DNP	DNP	DNP
Rigg, Justin.....	3-0	P	P	P
Sample, Cam.....	2-2	LDE	LDE	DNP
Sample, Drew.....	0-0	DNP	DNP	DNP
Scales, Tegray.....	3-0	P	P	P
Shelvin, Tyler.....	3-2	P	2ndDT	NT
Smith, D'Ante.....	2-2	DNP	ROT	LOT
Sorenson, Jack.....	2-0	P	P	NWT
Spence, Noah.....	3-1	P	P	RDE
Taylor, Trent.....	3-2	P	WR	WR
Taylor-Britt, Cam.....	0-0	DNP	DNP	DNP
Thomas, Michael J.....	3-2	S	S	P
Thomas, Mike D.....	2-2	DNP	WR	WR
Tisdale, Tariqious.....	2-1	2ndDT	P	DNP
Tupou, Josh.....	2-2	NT	NT	DNP
Volson, Cordell.....	2-1	P	LG	DNP
Washington, Scotty.....	2-0	P	P	NWT
Wells, Carson.....	1-0	P	NWT	NWT
Wilcox, Mitchell.....	1-1	TE	DNP	DNP
Williams, Jonah.....	0-0	DNP	DNP	DNP
Williams, Pooka, Jr.....	1-0	P	NWT	NWT
Williams, Trayveon.....	3-0	P	P	P
Wilson, Brandon.....	0-0	DNP	DNP	RPUP
Wilson, Logan.....	0-0	DNP	DNP	DNP



**PUNTER
KEVIN HUBER
[PLAYED 2009-2022]**



GARY LANDERS / AP

RECORDS

REGULAR-SEASON INDIVIDUAL RECORDS

The following are regular-season records. Postseason records can be found in the postseason portion of the team history section.

SERVICE

MOST SEASONS

16	Ken Anderson.....	1971-86
15	Ken Riley.....	1969-83
14	Reggie Williams.....	1976-89
14	Clark Harris.....	2009-22
14	Kevin Huber.....	2009-22
13	Jim Breech.....	1980-92
13	Anthony Munoz.....	1980-92
13	Joe Walter.....	1985-97
13	Rich Braham.....	1994-2006

GAMES PLAYED/CAREER

216	Kevin Huber.....	2009-22
207	Ken Riley.....	1969-83
206	Reggie Williams.....	1976-89
202	Clark Harris.....	2009-22
192	Ken Anderson.....	1971-86

CONSECUTIVE GAMES PLAYED

169	Lee Johnson.....	1988-98
149	Pat McNally.....	1976-85
138	Kevin Huber.....	2014-22
137	Reggie Williams.....	1980-89
122	Tim Krumrie.....	1987-94

SCORING

TOTAL POINTS

CAREER		1151 Jim Breech.....	1980-92
		779 Shayne Graham.....	2003-09
		718 Mike Nugent.....	2010-16
		660 Doug Pelfrey.....	1993-99
		549 Horst Muhlmann.....	1969-74

SEASON		132 Mike Nugent.....	2011
(total)		131 Shayne Graham.....	2005
		130 Shayne Graham.....	2007
		130 Evan McPherson.....	2021
		122 Shayne Graham.....	2004

SEASON		8.25 Mike Nugent (132 points/16 games).....	2011
(average per		8.19 Shayne Graham (131 points/16 games).....	2005
team game)		8.13 Shayne Graham (130 points/16 games).....	2007
		7.93 Horst Muhlmann (111 points/14 games).....	1972
		7.71 Horst Muhlmann (108 points/14 games).....	1970

GAME		30 Joe Mixon.....	Nov. 6, 2022 vs. Carolina
		24 Larry Kinnebrew.....	Oct. 28, 1984 at Houston Oilers
		24 Corey Dillon.....	Dec. 4, 1997 vs. Tennessee
		24 Marvin Jones.....	Oct. 27, 2013 vs. N.Y. Jets
		21 Shayne Graham.....	Nov. 11, 2007 at Baltimore Ravens

TOUCHDOWNS

CAREER		70 Pete Johnson.....	1977-83
		66 Chad Johnson.....	2001-10
		65 A.J. Green.....	2011-20
		64 James Brooks.....	1984-91
		64 Carl Pickens.....	1992-99

SEASON		17 Carl Pickens.....	1995
		16 Pete Johnson.....	1981
		16 Joe Mixon.....	2021
		15 Pete Johnson.....	1979
		15 Ickey Woods.....	1988

GAME		5 Joe Mixon.....	Nov. 6, 2022 vs. Carolina
		4 Larry Kinnebrew.....	Oct. 28, 1984 at Houston Oilers
		4 Corey Dillon.....	Dec. 4, 1997 vs. Tennessee
		4 Marvin Jones.....	Oct. 27, 2013 vs. N.Y. Jets
		3	(many times; most recently Samaje Perine, Nov. 20, 2022 at Pittsburgh)

CONSECUTIVE GAMES WITH AT LEAST ONE TOUCHDOWN

10	Carl Pickens.....	Nov. 27, 1994-Oct. 1, 1995
9	Joe Mixon.....	Sept. 30, 2021-Dec. 5, 2021
9	A.J. Green.....	Sept. 16, 2012-Nov. 18, 2012
8	T.J. Houshmandzadeh.....	Sept. 10-Nov. 4, 2007
6	Stan Fritts.....	Nov. 17, 1975-Dec. 21, 1975
6	Rudi Johnson.....	Nov. 6-Dec. 18, 2005

POINTS AFTER TOUCHDOWNS

CAREER		476 Jim Breech.....	1980-92
		248 Shayne Graham.....	2003-09
		247 Mike Nugent.....	2010-16
		201 Doug Pelfrey.....	1993-99
		189 Horst Muhlmann.....	1969-74

SEASON		56 Jim Breech.....	1988
		52 Mike Nugent.....	2013
		50 Jim Breech.....	1986
		49 Jim Breech.....	1981
		48 Jim Breech.....	1985
		48 Mike Nugent.....	2015

GAME		8 Jim Breech.....	Oct. 29, 1989 vs. Tampa Bay
		7	(seven times; most recently Mike Nugent, Oct. 27, 2013 vs. N.Y. Jets)

CONSECUTIVE POINTS AFTER TOUCHDOWNS

158	Shayne Graham.....	Sept. 7, 2003-Nov. 26, 2006
103	Doug Pelfrey.....	Sept. 18, 1994-Oct. 5, 1997
101	Horst Muhlmann.....	Oct. 19, 1969-Nov. 19, 1972
86	Mike Nugent.....	Sept. 22, 2013-Sept. 13, 2015
69	Mike Nugent.....	Oct. 9, 2011-Sept. 22, 2013

FIELD GOALS

CAREER		225 Jim Breech.....	1980-92
		177 Shayne Graham.....	2003-09
		157 Mike Nugent.....	2010-16
		153 Doug Pelfrey.....	1993-99
		120 Horst Muhlmann.....	1969-74

SEASON		33 Mike Nugent.....	2011
(total)		31 Shayne Graham.....	2007
		29 Doug Pelfrey.....	1995
		28 Doug Pelfrey.....	1994
		28 Shayne Graham.....	2005
		28 Evan McPherson.....	2021

SEASON		2.06 Mike Nugent (33 field goals/16 games).....	2011
(average per		1.94 Shayne Graham (31 field goals/16 games).....	2007
team game)		1.93 Horst Muhlmann (27 field goals/14 games).....	1972
		1.81 Doug Pelfrey (29 field goals/16 games).....	1995
		1.78 Horst Muhlmann (25 field goals/14 games).....	1970

GAME		7 Shayne Graham.....	Nov. 11, 2007 at Baltimore Ravens
		6 Doug Pelfrey.....	Nov. 6, 1994 at Seattle (OT)
		5	(eight times; most recently Mike Nugent, Sept. 29, 2016 vs. Miami)

CONSECUTIVE FIELD GOALS

21	Shayne Graham.....	2007
17	Shayne Graham.....	2005-06
15	Mike Nugent.....	2014
15	Evan McPherson.....	2021
14	Mike Nugent.....	2010-11
14	Randy Bullock.....	2017-18

LONGEST FIELD GOALS

59	Evan McPherson.....	Sept. 11, 2022 vs. Pittsburgh
58	Evan McPherson.....	Dec. 19, 2021 at Denver
57	Randy Bullock.....	Dec. 22, 2019 at Miami
57	Evan McPherson.....	Sept. 29, 2022 vs. Miami
55	Chris Bahr.....	Sept. 23, 1979 vs. Houston Oilers
55	Mike Nugent.....	Nov. 25, 2012 vs. Oakland
55	Randy Bullock.....	Oct. 18, 2020 at Indianapolis

FIELD GOAL PERCENTAGE

CAREER		86.76 Shayne Graham (177 made/204 att.).....	2003-09
		84.91 Randy Bullock (90 made/106 att.).....	2016-20
		81.77 Mike Nugent (157 made/192 att.).....	2010-16
		77.27 Doug Pelfrey (153 made/198 att.).....	1993-99
		71.88 Jim Breech (225 made/313 att.).....	1980-92
		64.52 Horst Muhlmann (120 made/186 att.).....	1969-74

NOTE: Minimum 75 attempts.

SEASON		91.18 Shayne Graham (31 made/34 att.).....	2007
		90.00 Randy Bullock (18 made/20 att.).....	2017
		88.00 Shayne Graham (22 made/25 att.).....	2003
		87.50 Shayne Graham (28 made/32 att.).....	2005
		87.50 Shayne Graham (21 made/24 att.).....	2008

NOTE: Minimum one attempt per games in season.

(Regular-season individual records, continued)

CAREER FIELD GOAL PERCENTAGE BY DISTANCE

1-19 YARDS	96.55	Horst Muhlmann (28 made/29 att.)	1969-74
-------------------	-------	----------------------------------	---------

NOTE: Minimum 25 attempts.

20-29 YARDS	100.00	Mike Nugent (47 made/47 att.)	2010-16
	100.00	Randy Bullock (27 made/27 att.)	2016-20
	96.67	Shayne Graham (58 made/60 att.)	2003-09
	94.12	Doug Pelfrey (48 made/51 att.)	1993-99
	92.31	Jim Breech (84 made/91 att.)	1980-92

NOTE: Minimum 25 attempts.

30-39 YARDS	90.28	Shayne Graham (65 made/72 att.)	2003-09
	87.50	Randy Bullock (28 made/32 att.)	2016-20
	85.45	Mike Nugent (47 made/55 att.)	2010-16
	83.84	Jim Breech (83 made/99 att.)	1980-92
	78.13	Doug Pelfrey (50 made/64 att.)	1993-99

NOTE: Minimum 25 attempts.

40-49 YARDS	84.85	Randy Bullock (28 made/33 att.)	2016-20
	83.33	Shayne Graham (45 made/54 att.)	2003-09
	76.81	Mike Nugent (53 made/69 att.)	2010-16
	69.35	Doug Pelfrey (43 made/62 att.)	1993-99
	50.55	Jim Breech (46 made/91 att.)	1980-92

NOTE: Minimum 25 attempts.

50+ YARDS	87.50	Evan McPherson (14 made/16 att.)	2021-22
	50.00	Randy Bullock (seven made/14 att.)	2016-20
	47.06	Doug Pelfrey (eight made/17 att.)	1993-99
	43.75	Shayne Graham (seven made/16 att.)	2003-09
	42.11	Mike Nugent (eight made/19 att.)	2010-16

NOTE: Minimum 10 attempts.

SAFETIES

CAREER	2	Reggie Williams	1976-89
	2	Alfred Williams	1991-94

RUSHING

TOTAL RUSHING ATTEMPTS

CAREER	1865	Corey Dillon	1997-2003
	1441	Rudi Johnson	2001-07
	1402	Pete Johnson	1977-83
	1344	James Brooks	1984-91
	1314	Joe Mixon	2017-2022

SEASON	361	Rudi Johnson	2004
	341	Rudi Johnson	2006
	340	Corey Dillon	2001
	337	Rudi Johnson	2005
	321	Cedric Benson	2010

GAME	43	Rudi Johnson	Nov. 9, 2003 vs. Houston Texans
	39	Corey Dillon	Dec. 4, 1997 vs. Tennessee
	38	Pete Johnson	Dec. 4, 1983 at Pittsburgh
	38	Cedric Benson	Dec. 21, 2008 at Cleveland
	37	Cedric Benson	Oct. 25, 2009 vs. Chicago

RUSHING YARDS

CAREER	8061	Corey Dillon	1997-2003
	6447	James Brooks	1984-91
	5742	Rudi Johnson	2001-07
	5421	Pete Johnson	1977-83
	5378	Joe Mixon	2017-22

SEASON	1458	Rudi Johnson	2005
	1454	Rudi Johnson	2004
	1435	Corey Dillon	2000
	1315	Corey Dillon	2001
	1311	Corey Dillon	2002

GAME	278	Corey Dillon	Oct. 22, 2000 vs. Denver
	246	Corey Dillon	Dec. 4, 1997 vs. Tennessee
	216	Corey Dillon	Dec. 3, 2000 vs. Arizona
	202	Rudi Johnson	Nov. 28, 2004 vs. Cleveland
	201	James Brooks	Dec. 23, 1990 vs. Houston Oilers

AVERAGE YARDS PER RUSHING ATTEMPT

CAREER	4.80	James Brooks (6447 yards/1344 att.)	1984-91
	4.55	Essex Johnson (3070 yards/675 att.)	1968-75
	4.32	Corey Dillon (8061 yards/1865 att.)	1997-2003
	4.09	Joe Mixon (5378 yards/1314 att.)	2017-22
	4.08	Jeremy Hill (2873 yards/704 att.)	2014-17
	4.06	Archie Griffin (2808 yards/691 att.)	1976-83

NOTE: Minimum 500 attempts.

RUSHING TOUCHDOWNS

CAREER	64	Pete Johnson	1977-83
	48	Rudi Johnson	2001-07
	45	Corey Dillon	1997-2003
	40	Joe Mixon	2017-22
	37	Larry Kinnebrew	1983-87
	37	James Brooks	1984-91

SEASON	15	Ickey Woods	1988
	14	Pete Johnson	1979
	14	Pete Johnson	1983
	13	Joe Mixon	2021
	12	Pete Johnson	1981
	12	Rudi Johnson	2004
	12	Rudi Johnson	2005
	12	Rudi Johnson	2006

GAME	4	Corey Dillon	Dec. 4, 1997 vs. Tennessee
	4	Joe Mixon	Nov. 6, 2022 vs. Carolina
	3	(many times; most recently Jeremy Hill, Oct. 4, 2015 vs. Kansas City)	

LONGEST RUSHES

96-td	Corey Dillon	Oct. 28, 2001 at Detroit
89-td	Giovani Bernard	Oct. 12, 2014 vs. Carolina
87-td	Paul Robinson	Oct. 27, 1968 at Oakland
86-td	Essex Johnson	Dec. 5, 1971 at Cleveland
85-td	Jeremy Hill	Dec. 22, 2014 vs. Denver

MOST 100-YARD GAMES

CAREER	28	Corey Dillon	1997-2003
	19	Rudi Johnson	2001-07
	17	James Brooks	1984-91
	15	Cedric Benson	2008-11
	14	Pete Johnson	1977-83
	14	Joe Mixon	2017-22

SEASON	6	Cedric Benson	2009
	5	Ickey Woods	1988
	5	James Brooks	1989
	5	Harold Green	1992
	5	Corey Dillon	1999
	5	Corey Dillon	2000
	5	Corey Dillon	2002
	5	Rudi Johnson	2004
	5	Rudi Johnson	2006
	5	Jeremy Hill	2014

CONSECUTIVE	4	Paul Robinson	1968 (Games 8-11)
	3	Pete Johnson	1980 (Games 13-15)
	3	Corey Dillon	1997 (Games 13-15)
	3	Corey Dillon	1999 (Games 12-14)
	3	BenJarvus Green-Ellis	2012 (Games 10-12)
	3	Jeremy Hill	2014 (Games 14-16)

PASSING

TOTAL PASSING ATTEMPTS

CAREER	4475	Ken Anderson	1971-86
	4449	Andy Dalton	2011-19
	3564	Boomer Esiason	1984-92, 97
	3217	Carson Palmer	2003-10
	2221	Jeff Blake	1994-99

SEASON	606	Joe Burrow	2022
	586	Carson Palmer	2010
	586	Andy Dalton	2013
	581	Jon Kitna	2001
	575	Carson Palmer	2007

GAME	68	Jon Kitna	Dec. 30, 2001 vs. Pittsburgh (OT)
	61	Joe Burrow	Sept. 17, 2020 at Cleveland
	56	Ken Anderson	Dec. 20, 1982 at San Diego
	56	Andy Dalton	Dec. 22, 2019 at Miami (OT)
	54	Boomer Esiason	Dec. 25, 1989 at Minnesota
	54	Andy Dalton	Sept. 18, 2016 at Pittsburgh

(Regular-season individual records, continued)

COMPLETIONS
CAREER 2757 Andy Dalton..... 2011-19
2654 Ken Anderson..... 1971-86
2024 Carson Palmer..... 2003-10
2015 Boomer Esiason..... 1984-92, 97
1240 Jeff Blake..... 1994-99
SEASON 414 Joe Burrow..... 2022
(total) 373 Carson Palmer..... 2007
366 Joe Burrow..... 2021
364 Andy Dalton..... 2016
363 Andy Dalton..... 2013
SEASON 25.88 Joe Burrow (414 comp./16 games)..... 2022
(average per 24.22 Ken Anderson (218 comp./nine games)..... 1982
team game) 23.31 Carson Palmer (373 comp./16 games)..... 2007
22.75 Andy Dalton (364 comp./16 games)..... 2016
22.69 Andy Dalton (363 comp./16 games)..... 2013
GAME 40 Ken Anderson..... Dec. 20, 1982 at San Diego
40 Joe Burrow..... Dec. 24, 2022 at New England
37 Carson Palmer..... Nov. 18, 2007 vs. Arizona
37 Joe Burrow..... Sept. 17, 2020 at Cleveland
37 Joe Burrow..... Dec. 26, 2021 vs. Baltimore Ravens

COMPLETION PERCENTAGE
CAREER 68.24 Joe Burrow (1044 comp./1530 att.)..... 2020-22
62.92 Carson Palmer (2024 comp./3217 att.)..... 2003-10
61.97 Andy Dalton (2757 comp./4449 att.)..... 2011-19
59.31 Ken Anderson (2654 comp./4475 att.)..... 1971-86
59.11 Jon Kitna (1009 comp./1707 att.)..... 2001-05
56.54 Boomer Esiason (2015 comp./3564 att.)..... 1984-92, 97
NOTE: Minimum 500 attempts.
SEASON 70.55 Ken Anderson (218 comp./309 att.)..... 1982
70.38 Joe Burrow (366 comp./520 att.)..... 2021
68.32 Joe Burrow (414 comp./606 att.)..... 2022
67.78 Carson Palmer (345 comp./509 att.)..... 2005
66.67 Ken Anderson (198 comp./297 att.)..... 1983
NOTE: Minimum 14 attempts per games in season.

GAME 90.91 Ken Anderson (20/22)..... Nov. 10, 1974 vs. Pittsburgh
87.10 Ken Anderson (27/31)..... Jan. 2, 1983 at Houston Oilers
86.96 Turk Schonert (20/23)..... Nov. 25, 1984 vs. Atlanta
84.21 Carson Palmer (32/38)..... Nov. 25, 2007 vs. Tennessee
83.33 Carson Palmer (20/24)..... Oct. 25, 2009 vs. Chicago
83.33 Andy Dalton (25/30)..... Oct. 1, 2017 at Cleveland
83.33 Joe Burrow (20/24)..... Nov. 28, 2021 vs. Pittsburgh
NOTE: Minimum 20 attempts.

PASSING YARDS
CAREER 32,838 Ken Anderson..... 1971-86
31,594 Andy Dalton..... 2011-19
27,149 Boomer Esiason..... 1984-92, 97
22,694 Carson Palmer..... 2003-10
15,134 Jeff Blake..... 1994-99
SEASON 4611 Joe Burrow..... 2021
(total) 4475 Joe Burrow..... 2022
4293 Andy Dalton..... 2013
4206 Andy Dalton..... 2016
4131 Carson Palmer..... 2007
SEASON 279.69 Joe Burrow (4475 yards/16 games)..... 2022
(average per 277.22 Ken Anderson (2495 yards/nine games)..... 1982
team game) 271.24 Joe Burrow (4611 yards/17 games)..... 2021
268.31 Andy Dalton (4293 yards/16 games)..... 2013
262.88 Andy Dalton (4206 yards/16 games)..... 2016
NOTE: Minimum average of 14 attempts per games in season.

GAME 525 Joe Burrow..... Dec. 26, 2021 vs. Baltimore Ravens
490 Boomer Esiason..... Oct. 7, 1990 at L.A. Rams (OT)
481 Joe Burrow..... Oct. 23, 2022 vs. Atlanta
447 Ken Anderson..... Nov. 17, 1975 vs. Buffalo
446 Joe Burrow..... Jan. 2, 2022 vs. Kansas City

AVERAGE YARDS PER PASSING ATTEMPT
CAREER 7.70 Joe Burrow (11,774 yards/1530 att.)..... 2020-22
7.62 Boomer Esiason (27,149 yards/3564 att.)..... 1984-92, 97
7.34 Ken Anderson (32,838 yards/4475 att.)..... 1971-86
7.10 Andy Dalton (31,594 yards/4449 att.)..... 2011-19
7.05 Carson Palmer (22,694 yards/3217 att.)..... 2003-10
6.81 Jeff Blake (15,134 yards/2221 att.)..... 1994-99
NOTE: Minimum 500 attempts.
SEASON 9.41 Greg Cook (1854 yards/197 att.)..... 1969
9.21 Boomer Esiason (3572 yards/388 att.)..... 1988
8.87 Joe Burrow (4611 yards/520 att.)..... 2021
8.44 Boomer Esiason (3959 yards/469 att.)..... 1986
8.42 Andy Dalton (3250 yards/386 att.)..... 2015
NOTE: Minimum 14 attempts per games in season.

TOUCHDOWN PASSES
CAREER 204 Andy Dalton..... 2011-19
197 Ken Anderson..... 1971-86
187 Boomer Esiason..... 1984-92, 97
154 Carson Palmer..... 2003-10
93 Jeff Blake..... 1994-99
SEASON 35 Joe Burrow..... 2022
(total) 34 Joe Burrow..... 2021
33 Andy Dalton..... 2013
32 Carson Palmer..... 2005
29 Ken Anderson..... 1981
SEASON 2.19 Joe Burrow (35 TDs/16 games)..... 2022
(average per 2.06 Andy Dalton (33 TDs/16 games)..... 2013
team game) 2.00 Carson Palmer (32 TDs/16 games)..... 2005
2.00 Joe Burrow (34 TDs/17 games)..... 2021
1.81 Ken Anderson (29 TDs/16 games)..... 1981
NOTE: Minimum average of 14 attempts per games in season.

GAME 6 Carson Palmer..... Sept. 16, 2007 at Cleveland
5 Boomer Esiason..... Dec. 21, 1986 vs. N.Y. Jets
5 Boomer Esiason..... Oct. 29, 1989 vs. Tampa Bay
5 Carson Palmer..... Oct. 25, 2009 vs. Chicago
5 Andy Dalton..... Oct. 27, 2013 vs. N.Y. Jets

PASSES HAD INTERCEPTED
CAREER 160 Ken Anderson..... 1971-86
131 Boomer Esiason..... 1984-92, 97
118 Andy Dalton..... 2011-19
100 Carson Palmer..... 2003-10
62 Jeff Blake..... 1994-99
SEASON 22 Ken Anderson..... 1978
22 Boomer Esiason..... 1990
22 Jon Kitna..... 2001
20 Carson Palmer..... 2007
20 Carson Palmer..... 2010
20 Andy Dalton..... 2013
GAME 5 Boomer Esiason..... Oct. 16, 1988 at New England
4 (many times; most recently Joe Burrow, Sept. 11, 2022 vs. Pittsburgh)

PASSER RATING
CAREER 100.4 Joe Burrow..... 2020-22
87.5 Andy Dalton..... 2011-19
86.9 Carson Palmer..... 2003-10
83.1 Boomer Esiason..... 1984-92, 97
81.9 Ken Anderson..... 1971-86
79.3 Jeff Blake..... 1994-99
NOTE: Minimum 500 attempts.

SEASON 108.3 Joe Burrow..... 2021
106.3 Andy Dalton..... 2015
101.1 Carson Palmer..... 2005
100.8 Joe Burrow..... 2022
98.4 Ken Anderson..... 1981
NOTE: Minimum 14 attempts per games in season.

LONGEST PASSES
94-td Ken Anderson to Billy Brooks..... Nov. 13, 1977 at Minnesota
90-td Virgil Carter to Speedy Thomas..... Sept. 19, 1971 vs. Philadelphia
88-td Jeff Blake to Darnay Scott..... Sept. 17, 1995 at Seattle
86-td Boomer Esiason to Eddie Brown..... Nov. 6, 1988 vs. Pittsburgh
86-td Andy Dalton to Brandon LaFell..... Dec. 24, 2016 at Houston Texans

MOST 300-YARD GAMES
CAREER 28 Andy Dalton..... 2011-19
23 Boomer Esiason..... 1984-92, 97
19 Ken Anderson..... 1971-86
17 Carson Palmer..... 2003-10
16 Joe Burrow..... 2020-22
SEASON 6 Joe Burrow..... 2021
5 Boomer Esiason..... 1987
5 Carson Palmer..... 2007
5 Andy Dalton..... 2013
5 Joe Burrow..... 2020
5 Joe Burrow..... 2022
CONSECUTIVE 4 Andy Dalton..... 2013 (Games 6-9)
3 Ken Anderson..... 1984 (Games 1-3)
3 Andy Dalton..... 2015 (Games 3-5)
3 Joe Burrow..... 2020 (Games 2-4)
2 (many times; most recently Joe Burrow, 2022, Games 6-7)

RECEIVING

TOTAL RECEPTIONS

Table with columns: CAREER, SEASON, GAME, and player names with corresponding reception counts and years.

RECEIVING YARDS

Table with columns: CAREER, SEASON, GAME, and player names with corresponding receiving yards and years.

AVERAGE YARDS PER RECEPTION

Table with columns: CAREER, SEASON, and player names with corresponding average yards per reception and years.

NOTE: Minimum 100 receptions.

Table with columns: SEASON, player names, and corresponding average yards per reception.

NOTE: Minimum 30 receptions.

RECEIVING TOUCHDOWNS

Table with columns: CAREER, SEASON, GAME, and player names with corresponding receiving touchdowns and years.

LONGEST RECEPTIONS

Table with columns: distance (td), player name, and corresponding longest reception details.

MOST 100-YARD GAMES

Table with columns: CAREER, SEASON, CONSECUTIVE, and player names with corresponding 100-yard game counts and years.

PUNTING

TOTAL PUNTS

Table with columns: CAREER, SEASON, GAME, and player names with corresponding total punts and years.

PUNTING YARDS

Table with columns: CAREER, SEASON, SEASON (total), SEASON (average per team game), and player names with corresponding punting yards and years.

Table with columns: GAME, player names, and corresponding punting yards.

AVERAGE YARDS PER PUNT		
CAREER	45.27	Kevin Huber (45,766 yards/1011 punts)..... 2009-22
	43.67	Dave Lewis (12,447 yards/285 punts)..... 1970-73
	43.16	Lee Johnson (32,196 yards/746 punts)..... 1988-98
	41.95	Kyle Larson (15,900 yards/379 punts)..... 2004-08
	41.87	Pat McNally (29,307 yards/700 punts)..... 1976-85
	41.46	Dale Livingston (5805 yards/140 punts)..... 1968-69

NOTE: Minimum 100 punts.

SEASON	47.18	Kevin Huber (3350 yards/71 punts)..... 2020
	46.84	Kevin Huber (3419 yards/73 punts)..... 2014
	46.60	Kevin Huber (4101 yards/88 punts)..... 2017
	46.58	Kevin Huber (3540 yards/76 punts)..... 2012
	46.42	Kevin Huber (3064 yards/66 punts)..... 2021

NOTE: Minimum 40 punts.

GAME	63.00	Will Brice (189 yds./three punts).... Sept. 12, 1999 at Tennessee
	55.67	Pat McNally (167 yds./three punts).... Sept. 27, 1981 vs. Buff. (OT)
	55.67	Kevin Huber (167 yds./three punts) . Dec. 29, 2019 vs. Cleveland
	55.50	Kevin Huber (222 yds./four punts).... Dec. 1, 2013 at San Diego
	55.00	Lee Johnson (220 yds./four punts).... Oct. 24, 1993 at Houston Oilers
	55.00	Kevin Huber (330 yds./six punts)..... Sept. 13, 2020 vs. L.A. Chargers

NOTE: Minimum three punts.

NET YARDS PER PUNT
(SINCE 1976)

CAREER	40.19	Kevin Huber 2009-22
	35.74	Kyle Larson 2004-08
	35.28	Lee Johnson 1988-98
	33.96	Pat McNally..... 1976-85
	32.36	Nick Harris..... 2001-03

NOTE: Minimum 100 punts.

SEASON	42.82	Kevin Huber 2020
	42.11	Kevin Huber 2019
	42.10	Kevin Huber 2014
	41.97	Kevin Huber 2012
	41.05	Kevin Huber 2021

NOTE: Minimum 40 punts.

GAME	55.5	Kevin Huber Dec. 1, 2013 at San Diego
	51.3	Lee Johnson..... Nov. 6, 1994 at Seattle (OT)
	50.3	Kyle Larson..... Dec. 9, 2007 vs. St. Louis Rams
	50.3	Kevin Huber Oct. 27, 2013 vs. N.Y. Jets
	50.0	Kevin Huber Dec. 19, 2021 at Denver

NOTE: Minimum three punts.

INSIDE-20 PUNTS
(SINCE 1976)

CAREER	346	Kevin Huber 2009-22
	186	Lee Johnson..... 1988-98
	157	Pat McNally..... 1976-85
	109	Kyle Larson 2004-08
	37	Nick Harris..... 2001-03

SEASON	33	Kevin Huber 2012
	32	Kevin Huber 2017
	30	Kevin Huber 2019
	29	Kevin Huber 2018
	28	Kyle Larson 2008
	28	Kevin Huber 2010

GAME	6	Lee Johnson..... Nov. 2, 1997 vs. San Diego
	6	Kevin Huber Sept. 14, 2017 vs. Houston Texans
	5	Pat McNally..... Oct. 5, 1980 at Green Bay
	5	Pat McNally..... Oct. 21, 1984 vs. Cleveland
	5	Kevin Huber Sept. 13, 2009 vs. Denver
5	Kevin Huber Sept. 26, 2010 at Carolina	

LONGEST PUNTS		
75	Kyle Larson Oct. 9, 2005 at Jacksonville	
75	Kevin Huber Dec. 1, 2013 at San Diego	
73	Brad Costello..... Dec. 13, 1998 at Indianapolis	
72	Will Brice Sept. 12, 1999 at Tennessee	
72	Kevin Huber Oct. 10, 2010 vs. Tampa Bay	
72	Kevin Huber Dec. 11, 2016 at Cleveland	
72	Kevin Huber Jan. 3, 2021 vs. Baltimore Ravens	

PUNT RETURNS

TOTAL PUNT RETURNS		
CAREER	153	Brandon Tate..... 2011-15
	140	Mike Martin..... 1983-89
	135	Alex Erickson..... 2016-20
	130	Lemar Parrish..... 1970-77
	98	Adam Jones 2010-17

SEASON	51	Brandon Tate..... 2011
	43	Patrick Robinson..... 1993
	40	Quan Cosby 2009
	39	Alex Erickson..... 2017
	36	Brandon Tate..... 2013

GAME	7	Tony Davis Nov. 27, 1977 vs. N.Y. Giants
	7	Craig Yeast..... Sept. 10, 2000 vs. Cleveland
	7	Brandon Tate..... Oct. 2, 2011 vs. Buffalo
	6	(eight times; most recently Alex Erickson, Dec. 24, 2016 at Houston Texans)

PUNT RETURN YARDS		
CAREER	1411	Brandon Tate..... 2011-15
	1381	Mike Martin..... 1983-89
	1201	Lemar Parrish..... 1970-77
	1115	Adam Jones 2010-17
	1074	Alex Erickson..... 2016-20

SEASON	543	Brandon Tate..... 2011
	474	Quan Cosby 2009
	376	Mike Martin 1984
	340	Trent Taylor 2022
	338	Lemar Parrish..... 1974

GAME	126	T.J. Houshmandzadeh..... Nov. 25, 2001 at Cleveland
	114	Quan Cosby Sept. 20, 2009 at Green Bay
	106	Tommy Casanova Oct. 8, 1972 vs. Denver
	100	Carl Pickens Sept. 20, 1992 at Green Bay
	95	Lemar Parrish..... Oct. 6, 1974 vs. Washington

AVERAGE YARDS PER PUNT RETURN		
CAREER	11.38	Adam Jones (1115 yards/98 ret.)..... 2010-17
	9.99	Quan Cosby (699 yards/70 ret.)..... 2009-10
	9.86	Mike Martin (1381 yards/140 ret.)..... 1983-89
	9.74	Peter Warrick (526 yards/54 ret.)..... 2000-04
	9.64	Corey Sawyer (482 yards/50 ret.)..... 1994-98
	9.24	Lemar Parrish (1201 yards/130 ret.)..... 1970-77

NOTE: Minimum 50 returns.

SEASON	18.778	Lemar Parrish (338 yards/18 ret.)..... 1974
	15.667	Mike Martin (376 yards/24 ret.)..... 1984
	12.045	Adam Jones (265 yards/22 ret.)..... 2014
	11.850	Quan Cosby (474 yards/40 ret.)..... 2009
	11.808	Corey Sawyer (307 yards/26 ret.)..... 1994

NOTE: Minimum 1.25 returns per game in season.

PUNT RETURNS FOR TOUCHDOWNS		
CAREER	4	Lemar Parrish..... 1970-77
	2	Mitchell Price..... 1990-93
	2	Craig Yeast..... 1999-2000
	2	Peter Warrick..... 2000-04

SEASON	2	Lemar Parrish..... 1974
	2	Craig Yeast..... 1999
(many times; most recently Adam Jones, 2012)		

GAME	1	(many times; most recently Adam Jones, Sept. 16, 2012 vs. Cleveland)
------	---	--

LONGEST PUNT RETURNS		
95-td	Carl Pickens Sept. 20, 1992 at Green Bay	
90-td	Lemar Parrish..... Oct. 6, 1974 vs. Washington	
86-td	Craig Yeast..... Nov. 21, 1999 vs. Baltimore Ravens	
86	T.J. Houshmandzadeh Nov. 25, 2001 at Cleveland	
82-td	Corey Sawyer Sept. 25, 1994 at Houston Oilers	
82-td	Peter Warrick..... Dec. 17, 2000 vs. Jacksonville	

KICKOFF RETURNS

TOTAL KICKOFF RETURNS

Table with columns: CAREER, SEASON, GAME, Player Name, Year. Rows include Tremain Mack (1997-2000), Brandon Tate (2011-15), Stanford Jennings (1984-90), Glenn Holt (2006-08), Eric Ball (1989-94), Tab Perry (2005), Glenn Holt (2007), Bernard Scott (2010), Deacon Turner (1979), Brandon Bennett (2003).

Table with columns: CAREER, SEASON, GAME, Player Name, Year. Rows include Eric Bieniemy (Nov. 30, 1997 at Philadelphia), Tab Perry (Nov. 20, 2005 vs. Indianapolis), Eric Bieniemy (many times; most recently Brandon Tate, Oct. 5, 2014 at New England).

KICKOFF RETURN YARDS

Table with columns: CAREER, SEASON, GAME, Player Name, Year. Rows include Tremain Mack (1997-2000), Brandon Tate (2011-15), Glenn Holt (2006-08), Stanford Jennings (1984-90), Alex Erickson (2016-20), Tab Perry (2005), Glenn Holt (2007), Tremain Mack (1999), Bernard Scott (2010), Brandon Bennett (2002).

Table with columns: CAREER, SEASON, GAME, Player Name, Year. Rows include Brandon Bennett (Nov. 10, 2002 at Baltimore Ravens), Tremain Mack (Nov. 1, 1998 vs. Denver), Bernard Scott (Nov. 15, 2009 at Pittsburgh), Eric Bieniemy (Oct. 26, 1997 at N.Y. Giants), Tab Perry (Dec. 4, 2005 at Pittsburgh).

AVERAGE YARDS PER KICKOFF RETURN

Table with columns: CAREER, SEASON, GAME, Player Name, Year. Rows include Brandon Wilson (1542 yards/58 ret.) (2017-22), Adam Jones (1344 yards/51 ret.) (2010-17), Alex Erickson (2672 yards/108 ret.) (2016-20), Lemar Parrish (1504 yards/61 ret.) (1970-77), Tremain Mack (3583 yards/146 ret.) (1997-2000), Bernard Scott (1787 yards/73 ret.) (2009-12).

NOTE: Minimum 50 returns.

Table with columns: CAREER, SEASON, GAME, Player Name, Year. Rows include Adam Jones (844 yards/27 ret.) (2014), Brandon Wilson (625 yards/20 ret.) (2019), Alex Erickson (810 yards/29 ret.) (2016), Tremain Mack (1382 yards/51 ret.) (1999), Alex Erickson (1049 yards/40 ret.) (2018).

NOTE: Minimum 1.25 returns per games in season.

KICKOFF RETURNS FOR TOUCHDOWNS

Table with columns: CAREER, SEASON, GAME, Player Name, Year. Rows include Tremain Mack (1997-2000), Brandon Wilson (2017-22), Brandon Wilson (many times; most recently Brandon Wilson, 2020).

LONGEST KICKOFF RETURNS

Table with columns: Player Name, Year. Rows include Brandon Wilson (103-td, Nov. 29, 2020 vs. N.Y. Giants), Eric Bieniemy (102-td, Oct. 26, 1997 at N.Y. Giants), Glenn Holt (100-td, Nov. 4, 2007 at Buffalo), Tremain Mack (99-td, Nov. 14, 1999 vs. Tennessee), Stanford Jennings (98-td, Nov. 13, 1988 at Kansas City).

INTERCEPTIONS

TOTAL INTERCEPTIONS

Table with columns: CAREER, SEASON, GAME, Player Name, Year. Rows include Ken Riley (1969-83), Louis Breeden (1978-87), David Fulcher (1986-92), Leon Hall (2007-15), Lemar Parrish (1970-77), Deltha O'Neal (2005), Ken Riley (1976), Ken Riley (1983), David Fulcher (1989), Ashley Ambrose (1996), Tory James (2004), Reggie Nelson (2015).

Table with columns: CAREER, SEASON, GAME, Player Name, Year. Rows include Lemar Parrish (Dec. 17, 1972 at Houston Oilers), Ken Riley (Dec. 12, 1976 at N.Y. Jets), Louis Breeden (Dec. 14, 1980 at Chicago (OT)), Ken Riley (Nov. 28, 1982 vs. L.A. Raiders), David Fulcher (Oct. 1, 1989 at Kansas City), David Fulcher (Dec. 17, 1989 vs. Houston Oilers), Deltha O'Neal (Sept. 18, 2005 vs. Minnesota), Leon Hall (Dec. 21, 2008 at Cleveland).

INTERCEPTION RETURN YARDS

Table with columns: CAREER, SEASON, GAME, Player Name, Year. Rows include Ken Riley (1969-83), Louis Breeden (1978-87), Lemar Parrish (1970-77), Reggie Nelson (2010-15), Ray Griffin (1978-84), Ray Griffin (1979), Louis Breeden (1981), Ken Riley (1976), Shawn Williams (2018), Darryl Williams (1993).

LONGEST INTERCEPTION RETURNS

Table with columns: CAREER, SEASON, GAME, Player Name, Year. Rows include James Francis (Nov. 22, 1992 vs. Detroit), Louis Breeden (Nov. 8, 1981 at San Diego), Artrell Hawkins (Nov. 3, 2002 at Houston Texans), Dre Kirkpatrick (Nov. 19, 2017 at Denver), Darryl Williams (Nov. 7, 1993 vs. Pittsburgh), Louis Breeden (Nov. 8, 1981 at San Diego), Artrell Hawkins (Nov. 3, 2002 at Houston Texans), Dre Kirkpatrick (Nov. 19, 2017 at Denver), Darryl Williams (Nov. 7, 1993 vs. Pittsburgh), Ray Griffin (Nov. 11, 1979 vs. San Diego).

INTERCEPTION RETURNS FOR TOUCHDOWNS

Table with columns: CAREER, SEASON, GAME, Player Name, Year. Rows include Ken Riley (1969-83), Lemar Parrish (1970-77), Ray Griffin (1978-84), James Griffin (1983-85), James Francis (1990-98), Johnathan Joseph (2006-10), Leon Hall (2007-15), Lemar Parrish (1972), Tommy Casanova (1976), Scott Perry (1978), Ray Griffin (1980), Ken Riley (1983).

SACKS

TOTAL SACKS

(SINCE 1976)

Table with columns: CAREER, SEASON, GAME, Player Name, Year. Rows include Eddie Edwards (1977-88), Carlos Dunlap (2010-20), Geno Atkins (2010-20), Reggie Williams (1976-89), Ross Browner (1978-86), Coy Bacon (1976), Trey Hendrickson (2021), Carlos Dunlap (2015), Eddie Edwards (1983), Geno Atkins (2012).

Table with columns: CAREER, SEASON, GAME, Player Name, Year. Rows include Eddie Edwards (Dec. 21, 1980 vs. Cleveland), Antwan Odom (Sept. 20, 2009 at Green Bay), Alfred Williams (Oct. 16, 1994 at Pittsburgh), Gerald Dixon (Dec. 21, 1997 vs. Baltimore Ravens), Carlos Dunlap (many times; most recently Carlos Dunlap, Dec. 1, 2019 vs. N.Y. Jets).

REGULAR-SEASON TEAM RECORDS

WINS/LOSSES

GAMES WON

SEASON	12	1981
	12	1988
	12	2015
	12	2022
	11	1975
	11	2005
	11	2013

HIGHEST WINNING PERCENTAGE

SEASON	.786	1975 (11-3)
	.750	1981 (12-4)
	.750	1988 (12-4)
	.750	2015 (12-4)
	.750	2022 (12-4)

CONSECUTIVE GAMES WON

ALL GAMES	8	1970 (Games 8-14) and 1971 (Game 1)
	8	2015 (Games 1-8)
	8	2022 (Games 9-16)
	7	1973 (Games 9-14) and 1974 (Game 1)

ONE SEASON	8	2015 (Games 1-8)
	8	2022 (Games 9-16)
	7	1970 (Games 8-14)
	6	1973 (Games 9-14)
	6	1975 (Games 1-6)
	6	1988 (Games 1-6)

HOME GAMES (not including neutral sites)	11	2012 (one), 2013 (eight) and 2014 (two)
	10	1988 (eight) and 1989 (two)
	9	1975 (three) and 1976 (six)
	9	2012 (one) and 2013 (eight)
	8	1973 (seven) and 1974 (one)

ROAD GAMES (not including neutral sites)	5	2008 (one) and 2009 (four)
	4	(eight times; most recently 2022)

GAMES LOST

SEASON	14	2002
	14	2019
	13	(four times; most recently 1998)

LOWEST WINNING PERCENTAGE

SEASON	.125 (2-14)	2002
	.125 (2-14)	2019
	.188 (3-13)	(four times; most recently 1998)

CONSECUTIVE GAMES LOST

ALL GAMES	13	2018 (Games 15-16) and 2019 (Games 1-11)
	11	1992 (Game 16) and 1993 (Games 1-10)
	10	2010 (Games 4-13)
	9	1977 (Game 14) and 1978 (Games 1-8)
	9	1993 (Game 16) and 1994 (Games 1-8)
	9	1998 (Games 6-14)

HOME GAMES (not including neutral sites)	11	1998 (five) and 1999 (six)
	7	2002
	6	1987
	6	1992 (one) and 1993 (five)

ROAD GAMES (not including neutral sites)	15	1992 (three), 1993 (eight) and 1994 (four)
	13	2018 (five), 2019 (seven) and 2020 (one)
	10	1979 (eight) and 1980 (two)
	10	1990 (two) and 1991 (eight)

ONE SEASON	11	2019 (Games 1-11)
	10	1993 (Games 1-10)
	10	2010 (Games 4-13)
	9	1998 (Games 6-14)
	8	(four times; most recently 2008, Games 1-8)

SCORING

POINTS SCORED

SEASON	460	2021
	448	1988
	441	1985
	430	2013
	421	1981
	421	2005

GAME	61	Dec. 17, 1972 at Houston Oilers
	61	Dec. 17, 1989 vs. Houston Oilers
	58	Nov. 28, 2004 vs. Cleveland
	56	Oct. 29, 1989 vs. Tampa Bay
	55	Nov. 6, 1983 at Houston Oilers

HALF	45	Dec. 17, 1972 at Houston Oilers.....2nd half
	41	Dec. 21, 1975 vs. San Diego1st half
	38	Dec. 20, 1970 vs. Boston.....1st half
	38	Nov. 20, 1983 vs. Houston Oilers1st half

QUARTER	31	Nov. 17, 2013 vs. Cleveland2nd quarter
	28	Dec. 17, 1972 at Houston Oilers4th quarter
	28	Oct. 23, 1988 vs. Houston Oilers1st quarter
	28	Nov. 19, 1989 vs. Detroit.....2nd quarter
	28	Nov. 6, 2022 vs. Carolina.....2nd quarter

NOTE: The Bengals' highest point total in a third quarter is 21 (five times), most recently Dec. 17, 1989 vs. Houston Oilers.

TOUCHDOWNS

SEASON	59	1988
	54	2013
	54	2021
	53	1985
	52	1989

GAME	8	Oct. 29, 1989 vs. Tampa Bay
	8	Dec. 17, 1989 vs. Houston Oilers
	7	(eight times; most recently Oct. 27, 2013 vs. N.Y. Jets)

RUSHING TOUCHDOWNS

SEASON	27	1988
	24	1983
	24	1986
	23	1979
	23	1997

GAME	5	Nov. 6, 1983 at Houston Oilers
	5	Oct. 23, 1988 vs. Houston Oilers
	5	Nov. 6, 2022 vs. Carolina
	4	(eight times; most recently Oct. 4, 2015 vs. Kansas City)

PASSING TOUCHDOWNS

SEASON	36	2021
	35	2022
	33	2013
	32	1989
	32	2005

GAME	6	Oct. 29, 1989 vs. Tampa Bay
	6	Sept. 16, 2007 at Cleveland
	5	Dec. 21, 1986 vs. N.Y. Jets
	5	Dec. 17, 1989 vs. Houston Oilers
	5	Oct. 25, 2009 vs. Chicago
	5	Oct. 27, 2013 vs. N.Y. Jets

POINTS AFTER TOUCHDOWNS

SEASON	56	1988
	52	2013
	50	1986
	50	1989
	49	1981
	49	1985

GAME	8	Oct. 29, 1989 vs. Tampa Bay
	7	(seven times; most recently Oct. 27, 2013 vs. N.Y. Jets)

(Regular-season team records — scoring, continued)

FIELD GOALS		
SEASON	33	2011
(total)	31	2007
	30	2012
	29	1995
	29	2021

SEASON	2.06	2011 (33 field goals/16 games)
(average per team game)	1.94	2007 (31 field goals/16 games)
	1.93	1972 (27 field goals/14 games)
	1.88	2012 (30 field goals/16 games)
	1.81	1995 (29 field goals/16 games)
	1.79	1970 (25 field goals/14 games)

GAME	7	Nov. 11, 2007 at Baltimore Ravens
	6	Nov. 6, 1994 at Seattle (OT)
	5	(eight times; most recently Sept. 29, 2016 vs. Miami)

SAFETIES		
SEASON	3	1993
	2	(four times; most recently 1995)

GAME	1	(many times; most recently Nov. 27, 2016 at Baltimore Ravens)
-------------	---	---

OFFENSE

FIRST DOWNS		
SEASON	361	1981
	357	2022
	351	1988
	348	1986
	348	1989

GAME	35	Dec. 17, 1989 vs. Houston Oilers
	35	Oct. 30, 2016 vs. Washington (OT) [at London, England]
	34	Nov. 17, 1975 vs. Buffalo
	34	Dec. 7, 1975 at Philadelphia
	34	Nov. 27, 1988 vs. Buffalo
	34	Dec. 4, 1997 vs. Tennessee

TOTAL NET YARDS		
SEASON	6490	1986
	6145	2021
	6101	1989
	6057	1988
	5968	1981

GAME	621	Dec. 21, 1986 vs. N.Y. Jets
	584	Dec. 7, 1986 at New England
	584	Dec. 17, 1989 vs. Houston Oilers
	582	Oct. 7, 1990 at L.A. Rams (OT)
	575	Dec. 26, 2021 vs. Baltimore Ravens

NET YARDS RUSHING		
SEASON	2710	1988
	2533	1986
	2483	1989
	2329	1979
	2314	2000

GAME	407	Oct. 22, 2000 vs. Denver
	300	Dec. 7, 1986 at New England
	292	Dec. 3, 2000 vs. Arizona
	279	Dec. 12, 1999 vs. Cleveland
	276	Dec. 4, 1997 vs. Tennessee

RUSHING ATTEMPTS		
SEASON	563	1988
	560	1979
	542	1983
	540	1984
	538	1987

GAME	61	Oct. 11, 1987 at Seattle
	57	Nov. 9, 2003 vs. Houston Texans
	55	Oct. 14, 1973 vs. Pittsburgh
	55	Dec. 4, 1977 at Kansas City
	55	Dec. 4, 1983 at Pittsburgh

AVERAGE YARDS PER RUSHING ATTEMPT		
SEASON	4.862	1986 (2533 yards/521 att.)
	4.813	1988 (2710 yards/563 att.)
	4.694	1989 (2483 yards/529 att.)
	4.685	2018 (1682 yards/359 att.)
	4.675	2000 (2314 yards/495 att.)

NET YARDS PASSING			
SEASON	4403	2021	
(total)	4240	2022	
	4136	2013	
	4012	2007	
	3995	1981	

SEASON	265.00	2022 (4240 yards/16 games)
(average per team game)	259.89	1982 (2339 yards/nine games)
	259.00	2021 (4403 yards/17 games)
	258.50	2013 (4136 yards/16 games)
	250.75	2007 (4012 yards/16 games)

GAME	498	Dec. 26, 2021 vs. Baltimore Ravens
	483	Oct. 7, 1990 at L.A. Rams (OT)
	459	Oct. 23, 2022 vs. Atlanta
	447	Nov. 19, 1989 vs. Detroit
	441	Nov. 17, 1975 vs. Buffalo

PASSING ATTEMPTS			
SEASON	619	2019	
	610	2022	
	602	2001	
	591	2002	
	590	2010	

GAME	68	Dec. 30, 2001 vs. Pittsburgh (OT)
	61	Sept. 17, 2020 at Cleveland
	56	Dec. 20, 1982 at San Diego
	56	Dec. 22, 2019 at Miami (OT)
	54	Dec. 25, 1989 at Minnesota
	54	Sept. 18, 2016 at Pittsburgh

COMPLETIONS			
SEASON	418	2022	
	384	2021	
	373	2007	
	372	2020	
	365	2010	

GAME	40	Dec. 20, 1982 at San Diego
	40	Dec. 24, 2022 at New England
	37	Nov. 18, 2007 vs. Arizona
	37	Sept. 17, 2020 at Cleveland
	37	Dec. 26, 2021 vs. Baltimore

PASSES HAD INTERCEPTED			
SEASON	30	1978	
	26	2001	
	25	1980	
	23	1990	
	22	(four times; most recently 2004)	

GAME	5	(six times; most recently Nov. 25, 2001 at Cleveland)
-------------	---	---

FEWEST SACKS ALLOWED			
SEASON	17	2007	
(total)	21	2005	
	23	2014	
	24	1972	
	24	1973	

SEASON	1.06	2007 (17 sacks/16 games)
(average per team game)	1.31	2005 (21 sacks/16 games)
	1.44	2014 (23 sacks/16 games)
	1.56	1995 (25 sacks/16 games)
	1.56	2011 (25 sacks/16 games)

MOST SACKS ALLOWED			
SEASON	63	1979	
(total)	57	1969	
	55	2021	
	53	1993	
	53	1998	

SEASON	4.07	1969 (57 sacks/14 games)
(average per team game)	3.94	1979 (63 sacks/16 games)
	3.31	1993 (53 sacks/16 games)
	3.31	1998 (53 sacks/16 games)
	3.25	2000 (52 sacks/16 games)

GAME	10	Oct. 19, 1969 vs. Denver
	10	Nov. 29, 1992 vs. Pittsburgh
	10	Oct. 13, 1996 at Pittsburgh

(Regular-season team records, continued)

DEFENSE

FEWEST POINTS ALLOWED

SEASON	177	1982 (strike season with nine games)
(total)	210	1976
	229	1972
	231	1973
	235	1977

SEASON	15.00	1976 (210 points/14 games)
(average per	16.36	1972 (229 points/14 games)
team game)	16.50	1973 (231 points/14 games)
	16.79	1977 (235 points/14 games)
	17.44	2015 (279 points/16 games)

GAME	0	(many times; most recently Dec. 14, 2014 at Cleveland)
-------------	---	--

MOST POINTS ALLOWED

SEASON	460	1999
	456	2002
	455	2018
	452	1998
	437	1985

GAME	52	Dec. 8, 2002 at Carolina
	51	Sept. 9, 1979 at Buffalo
	51	Sept. 16, 2007 at Cleveland
	51	Nov. 11, 2018 vs. New Orleans
	50	Dec. 20, 1982 at San Diego

HALF	42	Nov. 12, 2006 vs. San Diego (2nd half)
	41	Sept. 9, 1979 at Buffalo (2nd half)
	36	Nov. 19, 1995 vs. Pittsburgh (2nd half)
	36	Dec. 8, 2002 at Carolina (2nd half)

FEWEST FIRST DOWNS ALLOWED

GAME	5	Dec. 14, 2014 at Cleveland
	6	Oct. 14, 1973 vs. Pittsburgh
	6	Dec. 12, 1976 at N.Y. Jets
	7	Sept. 26, 1976 vs. Green Bay
	8	Nov. 30, 1969 at Buffalo
	8	Dec. 20, 1970 vs. Boston
	8	Nov. 28, 1971 vs. San Diego
	8	Sept. 29, 2016 vs. Miami

MOST FIRST DOWNS ALLOWED

GAME	34	Dec. 20, 1982 at San Diego
	34	Oct. 13, 1985 vs. N.Y. Giants
	33	Nov. 24, 1968 vs. Oakland
	33	Oct. 21, 2018 at Kansas City
	33	Nov. 11, 2018 vs. New Orleans

FEWEST TOTAL NET YARDS ALLOWED

SEASON	2893	1982 (strike season with nine games)
(total)	3552	1972
	3670	1976
	3705	1973
	3906	1971

SEASON	253.71	1972 (3552 yards/14 games)
(average per	262.14	1976 (3670 yards/14 games)
team game)	264.64	1973 (3705 yards/14 games)
	270.44	1983 (4327 yards/16 games)
	279.00	1971 (3906 yards/14 games)

GAME	36	Sept. 26, 1976 vs. Green Bay
	72	Dec. 12, 1976 at N.Y. Jets
	107	Dec. 14, 2014 at Cleveland
	130	Nov. 28, 1971 vs. San Diego
	137	Sept. 17, 1972 at New England

MOST TOTAL NET YARDS ALLOWED

SEASON	6618	2018
(total)	6349	1995
	6299	2019
	6227	2020
	5964	2021

SEASON	413.63	2018 (6618 yards/16 games)
(average per	396.81	1995 (6349 yards/16 games)
team game)	393.69	2019 (6299 yards/16 games)
	389.19	2020 (6227 yards/16 games)
	381.21	1969 (5337 yards/14 games)

GAME	661	Dec. 20, 1982 at San Diego
	604	Nov. 24, 1968 vs. Oakland
	595	Nov. 19, 2006 at New Orleans
	576	Oct. 28, 2018 vs. Tampa Bay
	571	Sept. 15, 2019 vs. San Francisco

FEWEST NET YARDS RUSHING ALLOWED

GAME	11	Dec. 12, 1999 vs. Cleveland
	22	Dec. 23, 1990 vs. Houston Oilers
	25	Sept. 19, 2004 vs. Miami
	26	Sept. 19, 1982 at Pittsburgh (OT)
	27	Oct. 13, 1985 vs. N.Y. Giants
	27	Sept. 15, 1996 vs. New Orleans

MOST NET YARDS RUSHING ALLOWED

GAME	404	Jan. 3, 2021 vs. Baltimore Ravens
	313	Oct. 26, 1969 at Kansas City
	309	Dec. 7, 1969 at Oakland
	293	Nov. 12, 1972 vs. Oakland
	281	Dec. 22, 1985 at New England

FEWEST NET YARDS PASSING ALLOWED

GAME	-35	Sept. 26, 1976 vs. Green Bay
	-4	Oct. 4, 1981 at Houston Oilers
	3	Sept. 15, 1974 vs. Cleveland
	8	Dec. 12, 1976 at N.Y. Jets
	19	Nov. 24, 1991 vs. L.A. Raiders

MOST NET YARDS PASSING ALLOWED

GAME	504	Nov. 19, 2006 at New Orleans
	486	Dec. 20, 1982 at San Diego
	450	Oct. 28, 2018 vs. Tampa Bay
	446	Oct. 30, 2016 vs. Washington (OT) [at London, England]
	443	Oct. 13, 1985 vs. N.Y. Giants

INTERCEPTIONS

SEASON	34	1996
	31	2005
	27	1971
	26	1976
	25	1984

GAME	6	Nov. 28, 1971 vs. San Diego
	6	Dec. 12, 1976 at N.Y. Jets

SACKS

SEASON	51	2012
(total)	48	2001
	46	1976
	45	1992
	45	2011

SEASON	3.29	1976 (46 sacks/14 games)
(average per	3.19	2012 (51 sacks/16 games)
team game)	3.07	1973 (43 sacks/14 games)
	3.00	2001 (48 sacks/16 games)
	2.81	1992 (45 sacks/16 games)
	2.81	2011 (45 sacks/16 games)

GAME	8	Oct. 16, 1994 at Pittsburgh
	8	Dec. 9, 2001 vs. Jacksonville
	7	(nine times; most recently Sept. 10, 2006 at Kansas City)

(Regular-season team records, continued)

PENALTIES		
FEWEST PENALTIES INCURRED		
SEASON	50	1969
	55	1968
	56	1982 (strike season with nine games)
	69	1998
	71	1970
MOST PENALTIES INCURRED		
SEASON	126	1999
	118	1980
	114	2009
	114	2018
	111	1986
	111	2015
GAME	17	Sept. 18, 2005 vs. Minnesota
	16	Oct. 6, 1985 vs. N.Y. Jets
	16	Nov. 7, 1999 at Seattle
	15	(three times; most recently Nov. 21, 1999 vs. Baltimore Ravens)

FEWEST PENALTY YARDS INCURRED		
SEASON	475	1982 (strike season with nine games)
(total)	556	1969
	586	1968
	591	2008
	618	1994
SEASON	36.47	2021 (620 yards/17 games)
(average per	36.94	2008 (591 yards/16 games)
team game)	38.63	1994 (618 yards/16 games)
	38.75	1998 (620 yards/16 games)
	38.94	2022 (623 yards/16 games)
MOST PENALTY YARDS INCURRED		
SEASON	1027	1999
(total)	1027	2017
	1000	2013
	957	2018
	956	1978
SEASON	65.79	1971 (921 yards/14 games)
(average per	64.19	1999 (1027 yards/16 games)
team game)	64.19	2017 (1027 yards/16 games)
	62.50	2013 (1000 yards/16 games)
	61.36	1977 (859 yards/14 games)
GAME	173	Dec. 4, 2017 vs. Pittsburgh
	134	Nov. 10, 2013 at Baltimore Ravens (OT)
	133	Oct. 1, 1978 at San Francisco
	132	Nov. 1, 1987 vs. Houston Oilers
	127	Nov. 21, 1999 vs. Baltimore Ravens

OPPONENTS' INDIVIDUAL RECORDS

SCORING

TOTAL POINTS

GAME	24	Roland Hooks, Sept. 9, 1979 at Buffalo (four rushing TDs)
	24	Az-Zahir Hakim, Oct. 3, 1999 vs. St. Louis Rams (three receiving TDs/one punt return TD)
	24	LaDainian Tomlinson, Nov. 12, 2006 vs. San Diego (four rushing TDs)

TOUCHDOWNS

GAME	4	Roland Hooks, Sept. 9, 1979 at Buffalo (four rushing TDs)
	4	Az-Zahir Hakim, Oct. 3, 1999 vs. St. Louis Rams (three receiving TDs/one punt return TD)
	4	LaDainian Tomlinson, Nov. 12, 2006 vs. San Diego (four rushing TDs)

FIELD GOALS

GAME	7	Cairo Santos, Oct. 4, 2015 vs. Kansas City (seven for seven)
	6	Chris Boswell, Dec. 18, 2016 vs. Pittsburgh (six for six)
	5	(nine times; most recently Chris Boswell, Oct. 22, 2017 at Pittsburgh [five for five])

LONGEST FIELD GOALS

60	Steve Cox, Oct. 21, 1984 vs. Cleveland
59	Michael Badgley, Dec. 9, 2018 at L.A. Chargers
58	Robbie Gould, Sept. 8, 2013 at Chicago
58	Justin Tucker, Oct. 9, 2022 at Baltimore Ravens
57	Justin Tucker, Nov. 27, 2016 at Baltimore Ravens

RUSHING

TOTAL RUSHING ATTEMPTS

GAME	45	Jamie Morris, Dec. 17, 1988 vs. Washington (OT) (152 rushing yards)
	41	Franco Harris, Oct. 17, 1976 at Pittsburgh (143 rushing yards)
	40	Adrian Murrell, Sept. 28, 1997 vs. N.Y. Jets (156 rushing yards)

RUSHING YARDS

GAME	227	Priest Holmes, Nov. 22, 1998 vs. Baltimore Ravens (36 attempts)
	216	Jamal Lewis, Sept. 16, 2007 at Cleveland (27 attempts)
	215	Terrell Davis, Sept. 21, 1997 at Denver (27 attempts)
	202	Earl Campbell, Oct. 26, 1980 at Houston Oilers (27 attempts)
	201	Larry Johnson, Jan. 1, 2006 at Kansas City (26 attempts)

RUSHING TOUCHDOWNS

GAME	4	Roland Hooks, Sept. 9, 1979 at Buffalo
	4	LaDainian Tomlinson, Nov. 12, 2006 vs. San Diego
	3	(many times; most recently Larry Johnson, Jan. 1, 2006 at Kansas City)

LONGEST RUSHES

92-td	Bo Jackson, Nov. 5, 1989 at L.A. Raiders
88	Bo Jackson, Dec. 16, 1990 at L.A. Raiders
80-td	Warren McVea, Oct. 26, 1969 at Kansas City

PASSING

TOTAL PASSING ATTEMPTS

GAME	63	Elvis Grbac, Sept. 23, 2001 vs. Baltimore Ravens (33 completions)
	62	Phil Simms, Oct. 13, 1985 vs. N.Y. Giants (40 completions)
	62	Joe Flacco, Sept. 7, 2014 at Baltimore Ravens (35 completions)
	60	Carson Wentz, Dec. 4, 2016 vs. Philadelphia (36 completions)
	58	Donovan McNabb, Nov. 16, 2008 vs. Philadelphia (OT) (28 completions)
	58	Ben Roethlisberger, Sept. 26, 2021 at Pittsburgh (38 completions)

COMPLETIONS

GAME	40	Phil Simms, Oct. 13, 1985 vs. N.Y. Giants (62 attempts)
	39	Andrew Luck, Sept. 9, 2018 at Indianapolis (53 attempts)
	38	Kirk Cousins, Oct. 30, 2016 vs. Washington (OT) (London, Eng.) (56 att.)
	38	Ben Roethlisberger, Sept. 26, 2021 at Pittsburgh (58 attempts)
	37	Drew Brees, Nov. 19, 2006 at New Orleans (52 attempts)
	37	Mike White, Oct. 31, 2021 at N.Y. Jets (45 attempts)

PASSING YARDS

GAME	513	Phil Simms, Oct. 13, 1985 vs. N.Y. Giants (40 comp./62 att.)
	510	Drew Brees, Nov. 19, 2006 at New Orleans (37 comp./52 att.)
	458	Kirk Cousins, Oct. 30, 2016 vs. Wash. (OT) (London, Eng.) (38 comp./56 att.)
	450	Dan Marino, Oct. 1, 1995 vs. Miami (33 comp./48 att.)
	437	Jeff Garcia, Dec. 5, 1999 vs. San Francisco (33 comp./49 att.)

TOUCHDOWN PASSES

GAME	5	Warren Moon, Oct. 14, 1990 at Houston Oilers
	5	Jim Kelly, Oct. 21, 1991 at Buffalo
	5	Warren Moon, Oct. 11, 1992 vs. Houston Oilers
	5	Kelly Holcomb, Nov. 28, 2004 vs. Cleveland
	5	Derek Anderson, Sept. 16, 2007 at Cleveland
	5	Baker Mayfield, Oct. 25, 2020 vs. Cleveland

PASSES HAD INTERCEPTED

GAME	5	Daryle Lamonica, Nov. 2, 1969 vs. Oakland (44 passes)
	5	Daunte Culpepper, Sept. 18, 2005 vs. Minnesota (37 passes)
	5	Kyle Orton, Sept. 25, 2005 at Chicago (39 passes)
	5	Brett Favre, Oct. 30, 2005 vs. Green Bay (39 passes)

LONGEST PASSES

99-td	Jeff Garcia to Andre' Davis.....	Oct. 17, 2004 at Cleveland
94-td	Ben Roethlisberger to Martavis Bryant.....	Dec. 7, 2014 vs. Pittsburgh
87-td	Jerry Rhome to Charlie Joiner.....	Dec. 13, 1970 at Houston Oilers
87-td	Kyle Orton to Brandon Stokley.....	Sept. 13, 2009 vs. Denver
84-td	Jim Kelly to Chris Burkett.....	Sept. 14, 1986 vs. Buffalo
84-td	Jay Schroeder to Willie Gault.....	Nov. 5, 1989 at L.A. Raiders

RECEIVING

TOTAL RECEPTIONS

GAME	14	Jimmy Smith, Jan. 2, 2000 at Jacksonville (165 receiving yards)
	14	Najee Harris, Sept. 26, 2021 at Pittsburgh (102 receiving yards)
	13	Art Monk, Dec. 15, 1985 at Washington (230 receiving yards)
	13	Hines Ward, Nov. 30, 2003 at Pittsburgh (149 receiving yards)
	13	Steve Smith, Sept. 27, 2015 at Baltimore Ravens (186 receiving yards)
	13	George Kittle, Dec. 12, 2021 vs. San Francisco (OT) (151 rec. yards)

RECEIVING YARDS

GAME	260	Wes Chandler, Dec. 20, 1982 at San Diego (10 receptions)
	230	Art Monk, Dec. 15, 1985 at Washington (13 receptions)
	220	James Lofton, Oct. 21, 1991 at Buffalo (eight receptions)
	220	Cooper Kupp, Oct. 27, 2019 vs. L.A. Rams at London (seven receptions)
	206	Davante Adams, Oct. 10, 2021 vs. Green Bay (OT) (11 receptions)

RECEIVING TOUCHDOWNS

GAME	3	Warren Wells, Dec. 7, 1969 at Oakland
	3	Roger Carr, Sept. 19, 1976 at Baltimore Colts
	3	Haywood Jeffires, Oct. 11, 1992 vs. Houston Oilers
	3	Haywood Jeffires, Nov. 14, 1993 vs. Houston Oilers
	3	Az-Zahir Hakim, Oct. 3, 1999 vs. St. Louis Rams
	3	Steve Heiden, Nov. 28, 2004 vs. Cleveland
	3	Marvin Harrison, Dec. 18, 2006 at Indianapolis
	3	Stevie Johnson, Nov. 21, 2010 vs. Buffalo

PUNTING

TOTAL PUNTS

GAME	12	Bill Van Heusen, Oct. 6, 1968 at Denver (532 punting yards)
	12	Josh Miller, Oct. 15, 2000 at Pittsburgh (526 punting yards)

LONGEST PUNTS

76	Lee Johnson, Sept. 9, 2001 vs. New England
74	Dan Pastorini, Oct. 24, 1976 at Houston Oilers
74	Brad Wing, Dec. 7, 2014 vs. Pittsburgh
74	Brett Kern, Nov. 12, 2017 at Tennessee

PUNT RETURNS

PUNT RETURN YARDS

GAME	153	Steve Smith, Dec. 8, 2002 at Carolina (three returns)
	127	Billy "White Shoes" Johnson, Oct. 5, 1975 at Houston Oilers (six returns)
	120	Josh Cribbs, Oct. 4, 2009 at Cleveland (OT) (six returns)

LONGEST PUNT RETURNS

95-td	Lamont Brightful, Nov. 10, 2002 at Baltimore Ravens
92-td	Eric Metcalf, Sept. 4, 1994 vs. Cleveland
87-td	Jermaine Lewis, Sept. 27, 1998 at Baltimore Ravens
87-td	Steve Smith, Dec. 8, 2002 at Carolina

KICKOFF RETURNS

KICKOFF RETURN YARDS

GAME	229	Desmond Howard, Oct. 28, 2001 at Detroit (five returns)
	220	Terrence McGee, Dec. 24, 2005 vs. Buffalo (five returns)
	212	Richard Alston, Nov. 28, 2004 vs. Cleveland (10 returns)

LONGEST KICKOFF RETURNS

105-td	Mercury Morris, Sept. 14, 1969 vs. Miami
105-td	Trindon Holliday, Nov. 4, 2012 vs. Denver
103-td	Bob Gresham, Sept. 23, 1973 vs. Houston Oilers
101-td	Derrick Mason, Nov. 18, 2001 vs. Tennessee
100-td	Max Anderson, Sept. 22, 1968 vs. Buffalo
100-td	Jon Vaughn, Dec. 20, 1992 vs. New England

INTERCEPTIONS


TOTAL INTERCEPTIONS

GAME	3	Mike Wagner, Oct. 28, 1973 at Pittsburgh
	3	Lee Roy Jordan, Nov. 4, 1973 at Dallas
	3	Anthony Leonard, Oct. 1, 1978 at San Francisco
	3	Todd Scott, Sept. 27, 1992 vs. Minnesota
	3	Antrel Rolle, Nov. 18, 2007 vs. Arizona

LONGEST INTERCEPTION RETURNS

99-td	Denzel Ward, Nov. 7, 2021 vs. Cleveland
98-td	Chad Williams, Dec. 1, 2002 vs. Baltimore Ravens
94-td	Brent Grimes, Oct. 31, 2013 at Miami
89-td	Marcus Peters, Nov. 10, 2019 vs. Baltimore Ravens
85-td	Kelvin Hayden, Dec. 7, 2008 at Indianapolis

**CORNERBACK
KEN RILEY
[PLAYED 1969-83:
PRO FOOTBALL
HALL OF FAME
CLASS OF 2023]**



TEAM HISTORY

PRE-1966

Paul Brown had left the Cleveland Browns following the 1962 season, with an NFL coaching record of 115-49-6 and three league championships. He had also won four titles with the Browns in the All-America Football Conference, before they joined the NFL. But Brown was ousted from Cleveland by Art Modell, who had bought the Browns franchise in 1961. Despite Brown's founder's status with the Cleveland club, he had never been majority owner, and Modell showed Brown the door while telling the already legendary coach, "This can never be my team as long as you are here." It was a compliment, in a fashion, but it was a bitter blow to pro football's legendary innovator. Brown sought to return to the game, with operational control of a franchise, and in 1965 his son Mike completed a study on pro football expansion. The study recommended Cincinnati as a potential site. Later that year, Paul Brown met with Ohio Governor James Rhodes, who agreed to support a push for a second team for the state.

1966

Faced with serious concerns from the Reds baseball team regarding Crosley Field, as well as with growing civic support to push for pro football, Cincinnati's city council approved the construction of a dual-purpose downtown riverfront stadium, with seating capacity of more than 50,000.

1967

Cincinnati was awarded an American Football League expansion franchise on May 24, and on Sept. 26, the league's ownership decision came down in favor of the group led by Paul Brown. The franchise was to begin play in 1968, but it acquired its first player late in '67, trading two draft picks to the Miami Dolphins for QB John Stofa. And what would the team's name be? A Cincinnati newspaper poll showed much sentiment among Queen City fans for the name "Buckeyes," but Brown nixed that idea. Brown said that the name "belonged to Ohio State," and he added that the Buckeyes weren't all that popular in Kentucky, Indiana and West Virginia, which he considered part of a regional fan base for his new team. Ownership instead chose the name "Bengals," with Brown making the announcement at an Oct. 26 news conference. The tiger theme was familiar to Brown, who had enjoyed great success with the Massillon (Ohio) High School Tigers early in his coaching career. Also, "Bengals" had been the name of a Cincinnati pro football franchise of the late 1930s and early '40s, and Brown had three members of that original Bengals team at his news conference. Brown cited a "precedence for reviving old team names," noting that the Baltimore Colts and Buffalo Bills carried the same names as previous unrelated pro teams in their towns. As for how the original 1930s team came to be known as Bengals, one school of thought associated the name with a hugely popular mid-'30s movie called "The Lives of a Bengal Lancer." The movie dealt not with tigers, but with the exploits of British soldiers in colonial India. That concept was clearly in Paul Brown's mind some 32 years after the movie's 1935 nomination for Best Picture, because Brown said at the news conference when announcing the new team name, "We mean the tigers, not the lancers." But whatever connection may have been made between the original team and the movie, it seems to have been more a case of coincidence than design. The original Bengals indisputably used tiger images in promoting the team. And Hal Pennington, who coached and managed the original team after his 1934 graduation from Xavier University as a multi-sport star, said in a '67 interview that he named the team to represent a tiger theme. Pennington said he was sitting in his mother's kitchen when he was struck by a product or advertisement — he couldn't remember exactly what — whose trademark included the name "Bengal" and a tiger-head image. "The (tiger) picture was so animated, it inspired me," Pennington recalled. "I just figured 'Bengals' would be a good name for the team."

1968

The Bengals fielded their first team, with an agreement to play two seasons at Nippert Stadium, on the University of Cincinnati campus, during construction of the as-yet-unnamed downtown stadium. The Bengals were placed as the fifth team the AFL's Western Division, bringing league membership to 10. They were awarded 40 veteran players in the AFL allocation draft, but the draft was not generous to Cincinnati, allowing existing teams wide latitude to protect the best talent. Of the 40 selections, only 16 ever played for Cincinnati, and only three would play as many as four seasons. G Pat Matson of Oregon, obtained from the Denver Broncos, would play the most Bengals seasons (seven) of any of the expansion draft signees. In the college draft, the Bengals selected Tennessee

center Bob Johnson as their first pick. Johnson would go on to play 12 Bengals seasons, with an AFL All-Star game selection. The Bengals played their first preseason game on Aug. 3 at Nippert, losing 38-14 to Kansas City before a crowd of 21,682. Jon Stofa was the starting QB against the Chiefs. In the regular season, the Bengals lost their opener at San Diego, with rookie Dewey Warren as starting QB, but Cincinnati won its next two, posting double-digit margins at home over Denver and Buffalo. The team would win only once more, however, finishing 3-11. Though Warren, a sixth-round draft choice from Tennessee, took the first regular-season snap at QB, Stofa and future Bengals head coach Sam Wyche also saw significant time at QB during the season. Regular-season home attendance averaged 25,766. Rookie RB Paul Robinson led the AFL in rushing with 1023 yards and was named AFL Rookie of the Year.

1969

The team selected QB Greg Cook of the University of Cincinnati with its first draft pick (fifth overall), and Cook was an immediate sensation. He led the second-year club to a 3-0 start, including victories over AFL powerhouses Oakland and Kansas City. "If (Cook) stays with it, I've got myself another Otto Graham," Paul Brown said. But Cook suffered a shoulder injury in Cincinnati's Game 3 win over Kansas City, and though he returned to play later in the season, winning the AFL passing title and league Offensive Rookie of the Year honors, he never fully recovered from the injury. The Chillicothe, Ohio native would play in only one more game after '69, and likely more than any other Bengals player, he has inspired thoughts of "what might have been." Cook's average-yards-per-pass-attempt in '69 was 9.41, still a team record through 2022 and still the oldest surviving passing mark in the franchise record book. Although the team faltered after Cook's injury, finishing 4-9-1, Brown was named AFL Coach of the Year, and LB Bill Bergey, the team's second-round draft pick, was named AFL Defensive Rookie of the Year. Local support for the Bengals grew steadily, and on Oct. 7, the club announced that the remainder of the home season at Nippert Stadium was sold out. On Nov. 9, the Bengals played the franchise's first game on an artificial surface, tying Houston 31-31 at the Astrodome. The club experienced a tragedy on the morning of Sept. 15, day of the season opener, when LB Frank Buncom of Southern California, a 29-year-old about to enter his eighth NFL season, was found dead at the team hotel, due to a blood clot that had reached a lung.

1970

The year was a highly significant one for the Bengals, in both a football and a civic sense. On the football side, the Bengals moved into the NFL as part of the league's merger with the AFL. Paul Brown's quest in returning to pro football, following his ouster from Cleveland by Art Modell in 1962, had always been about re-joining the NFL. So when the Bengals began play in the AFL in 1968, it was key for Brown to know that the '70 NFL-AFL merger was already approved. There was much debate and controversy over exactly how the leagues would combine. The Bengals pushed strongly for a full merger, with the 26 clubs divided into two 13-team conferences. Other interests sought to keep the 16 NFL teams and 10 AFL teams in separate conferences of unequal size. But the full-merger view prevailed, with the NFL's Baltimore Colts, Cleveland Browns and Pittsburgh Steelers agreeing to join the 10 AFL teams in the new American Football Conference (AFC). The remaining 13 NFL teams formed the National Conference. The Bengals were part of a four-team AFC Central Division, joined by Cleveland, Pittsburgh and the AFL Houston Oilers. Thus was born the twice-annual "Battle of Ohio" between the Bengals and Browns. The Bengals started horribly on the field, losing six of their first seven games, but they roared to life in winning their last seven and claimed the first AFC Central title at 8-6, by a game over Cleveland. The Bengals became, at that time, the youngest franchise (third year of existence) to reach the NFL playoffs. Baltimore squelched the Bengals 17-0 in the first round of the playoffs, but that Colts club would go on to win Super Bowl V, and Brown won the Associated Press NFL Coach of the Year award. On the civic side, 1970 was the debut season for Cincinnati's dual-sport downtown stadium, which would be the Bengals' home through 1999. It was announced on Jan. 9 that the facility was officially named "Cincinnati Riverfront Stadium," but in popular usage the name soon became just "Riverfront Stadium." Though seating capacity for football varied, due to whether the Reds' home baseball season was still on, the new stadium roughly doubled the capacity of Nippert Stadium. The Bengals first played at Riverfront on Aug. 8, defeating Washington in a preseason game. The first regular-season game was on Sept. 20, a 31-21 win over Oakland, with QB and future Bengals head coach

Sam Wyche scoring the new facility's first regular-season football points, on a five-yard TD run in the first quarter. The club averaged 58,251 home attendance in the regular season. The baseball Reds had begun their tenure at Riverfront with a game vs. Atlanta on June 30.

1971

The Bengals went 5-0-1 in preseason and opened the regular season with high hopes of defending their AFC Central Division title. They started off with a 37-14 rout of Philadelphia at home, but they lost the next seven and finished at 4-10. The puzzling outfit stumbled despite outgaining foes by more than 25 yards per game and posting a plus-16 turnover differential. Six of their losses came by four points or less. QB Sam Wyche, who would become Bengals head coach in 1984, was traded in May to Washington, and Virgil Carter was the starting QB for most of the season. But Carter missed some time with injuries, allowing for the debut of third-round draft pick Ken Anderson, who immediately attracted notice as a prospect of great promise. Anderson could not turn the '71 season around, but it was the start of a 16-year career (longest in Bengals history through 2022) that would end with him holding all the team's major passing records at that time. The first of Anderson's career 197 Bengals TD passes was a five-yarder to WR Eric Crabtree in the fourth quarter of a 20-17 loss on Oct. 3 at Green Bay. On Nov. 28, the Bengals posted the first shutout in franchise history, 31-0 at home over San Diego. Regular-season home attendance was strong in Riverfront Stadium's second year, as the average of 59,266 would not be topped until the 2003 season at Paul Brown Stadium. Cincinnati's Dave Lewis won his second consecutive NFL punting title, averaging 44.8 yards.

1972

The team rallied from the disappointment of 1971 to finish 8-6 for the second time in three seasons. It wasn't enough for a second playoff berth in three years, but Coach Paul Brown said at season's end that the Bengals had met his goal of becoming a "fully competitive" NFL franchise by Year Five. (The Bengals would back up those words by going 38-18 over the next four seasons.) Besides the drama of a playoff bid that ended with a loss to Cleveland in Game 13, the season's major storyline was the battle between veteran Virgil Carter and second-year Ken Anderson for the No. 1 QB spot. Anderson got Brown's nod in preseason, but Carter took the job back for Game 9 vs. Oakland, after Anderson had struggled in a 40-17 loss to Pittsburgh. Carter was injured in the Oakland game, however, and Anderson started Game 10, a 20-19 upset loss to a Baltimore team that had won only twice. Carter started in a Game 11 win at Chicago, but passed for only 120 yards with two INTs, and Anderson was re-installed at No. 1 for a Game 12 win vs. the Giants. Anderson started the crucial Game 13 vs. Cleveland, but he was sidelined with an injury, and the Browns sealed a 27-24 win when Carter suffered an INT with LB Billy Andrews on a short pass to Cleveland's goal line with 0:36 to play. Anderson came back to start the play-for-pride season finale, directing a 61-17 romp at Houston, and Anderson would not again be seriously challenged until 1984, when at age 35 he was bothered by injuries and began to give way to Boomer Esiason. DT Mike Reid, Cincinnati's top pick from the 1970 draft, was the only Bengal named to the Pro Football Writers' first-team All-Pro squad, but rookie S Tommy Casanova also made a big impression and was voted by his teammates as the club's MVP. The 61 points scored at Houston still stands tied (through 2022) as a club record matched just once since, in a 61-7 win vs. the same Houston franchise in 1989.

1973

The Bengals claimed their second AFC Central title in the division's four-year existence, winning their last six games after a 4-4 start and claiming the crown over 10-4 Pittsburgh via conference-record tiebreaker. The Bengals' rivalry with the Steelers heated up in '73, with Pittsburgh QB Terry Bradshaw saying, "I'd really rather beat Cincinnati than anybody." The Bengals and Steelers split their two season meetings. In postseason, the Bengals lost 34-16 at Miami, which would go on to win Super Bowl VIII. It marked the second time in two playoff appearances that the Bengals were eliminated by the team that would go on to win it all. Though the schedule at this time remained at just 14 games, the Bengals missed by just 15 total yards having two 1000-yard rushers. Veteran Essex Johnson had 997 yards, and bruising 12th-round draft choice Boobie Clark had 988. Clark was named AFC Rookie of the Year. Through 2022, only seven teams in NFL history have had two 1000-yard rushers in a season (Bengals not among them), and five of those instances came in 16-game seasons. The '73 offense was further improved by WR Isaac Curtis, a first-round draft pick who would go on to play 12 excellent seasons for Cincinnati. The NFL's rules on home television blackouts were changed for 1973, with blackouts

lifted on games sold out 72 hours in advance, and the Sept. 24 game vs. Houston — a 24-10 Bengals victory — became the first Bengals home contest with live local TV. Paul Brown turned 65 on Sept. 7, but retirement was not on his mind. He would go on to serve through 1975 as head coach, and he would remain the Bengals' chief executive until his death in 1991 at age 82.

1974

A break-even (7-7) season for Cincinnati included the individual highlight of QB Ken Anderson winning the first of his four NFL passing titles. He posted a league-best 95.7 rating, with 213 completions in 328 attempts (64.9 percent) for 2667 yards, with 18 TDs and 10 INTs. In a Nov. 10 win vs. Pittsburgh, Anderson set a Bengals record (still standing through 2022) for completion percentage, ringing up a 90.9 by connecting on 20-of-22. Through 2022, that still is tied for eighth-best in NFL history (minimum 20 attempts). CB Lemar Parrish led the NFL in punt returns, with an 18.8-yard average that remains (through 2022) as the franchise record. The Bengals were 7-4 through 11 games, but were still a game and a half behind first-place Pittsburgh, and Cincinnati lost its last three contests. The Bengals swept the "Battle of Ohio" series vs. Cleveland for the first time, winning 33-7 at home in the season opener and 34-24 at Cleveland in Game 5. The campaign was preceded by a tumultuous offseason. Labor unrest roiled the league scene well into the preseason. The NFL Players Association called a strike, but not all players were on board, and most teams welcomed willing veterans into training camps. The Bengals were at the top in terms of veterans reporting to camp. Early preseason games were played with large numbers of rookies and other new personnel, however, and the Bengals offered fans refunds to those games. Most fans kept their tickets. The strike effort dwindled as preseason neared its end, and the regular season opened normally. Prior to preseason, the Bengals were in the thick of an NFL battle against player raids by the new World Football League, as they disputed the WFL Philadelphia franchise's signing of star LB Bill Bergey to a contract to begin in 1976, even though Bergey still was obligated to the Bengals through 1975. The Bengals lost that battle in court, but the decision wound up being moot. Bergey's offers from the unstable new league eventually fell through, and on July 10 of '74, Cincinnati traded Bergey to Philadelphia's NFL team, the Eagles, for first-round draft choices in 1976 and '77, plus a second-rounder in '77.

1975

In their final season with Paul Brown as head coach, the Bengals opened with six straight wins and went on to post an 11-3 record. Their .786 winning percentage stands through 2022 as the best in franchise history, and their plus-differential in yards per game (81.2, on 361.4 offensively vs. 280.2 defensively) also stands through '22 as a franchise record. But two of Cincinnati's losses were to AFC Central Division rival Pittsburgh, and the Steelers took the division title at 12-2, setting up their drive to win Super Bowl X. The Bengals qualified as the AFC Wild Card team for the playoffs, but had to play on the road at Oakland, which also had finished 11-3, and the Raiders prevailed, 31-28, withstanding a Bengals rally from a 31-14 deficit. QB Ken Anderson won the second of his four NFL passing championships, with a 93.9 rating, and he was also named Dodge NFL Man of the Year, an award reflecting both athletic and civic achievement. Attempts to revive the injury-plagued career of iconic QB Greg Cook ended on July 9, when the Bengals allowed Kansas City to claim Cook on waivers. Cook played in preseason for the Chiefs but did not reach the regular season with the club. The Bengals opened preseason with the Hall of Fame game at Canton, Ohio, playing Washington on Aug. 2 on a day when the on-field temperature was estimated at 105, believed to be the hottest conditions ever (through 2022) for any Bengals game. Labor unrest forced the preseason to unfold under another strike threat, but it was averted just before the regular season began. The Bengals defense was strong despite the pre-training camp loss of Pro Bowl DT Mike Reid, who retired at age 26 to pursue a career in music. The last player still with the Bengals from the 1968 expansion draft, G Pat Matson, was traded to Green Bay on Sept. 10. Prior to the season, Paul Brown hired Kim Wood as the first strength coach in team history, citing a need for a thorough year-round conditioning program for players. Wood would serve in the job through 2002.

1976

On Jan. 1, Paul Brown announced his retirement as head coach, while remaining general manager and overall chief executive. Brown had coached 41 seasons at various levels of football, with a career including dominance at the high school level, a national championship at Ohio State, and an AAFC and NFL dynasty with the Cleveland Browns. Brown also led the expansion Bengals into the playoffs in their third season (1970), making them the "youngest franchise" in league history at that time to reach postseason. His overall coaching record was 342-126-15, for a winning percentage of .724. Brown named Bill "Tiger" Johnson,

Bengals offensive line coach since the franchise's inception, as his successor as head coach. Johnson led the team to a 10-4 record, tied with Pittsburgh atop the AFC Central, but the Steelers won a tiebreaker (head-to-head sweep) for the division title, and the Bengals lost out to 11-3 New England for what was then a lone AFC Wild Card spot in the playoffs. The Bengals' .714 winning percentage is the highest (through 2022) of any Cincinnati team not to make the playoffs. The Bengals entered the regular-season finale tied with Pittsburgh at 9-4, but the Steelers clinched the playoff spot with a Saturday win against Houston. The Bengals were playing only for pride the following day when they swamped the N.Y. Jets 42-3 in what was to be the last Jets appearance by Hall of Fame QB Joe Namath. The Bengals acquired defensive end Coy Bacon in a March 31 trade with San Diego for WR Charlie Joiner, and Bacon contributed 22.0 sacks, still the team record through 2022, and by a margin of 8.0. The team had a total of 46 sacks, and its average of 3.29 per game still is the franchise record through 2022. Also still a record through 2022 is the 1976 club's average yield of only 15.0 points per game. CB Ken Riley led the AFC with nine INTs. In the first round of the draft, Cincinnati selected HB Archie Griffin, the two-time Heisman Trophy winner from Ohio State, and Griffin went on to play for the Bengals through 1983.

1977

Head coach Bill Johnson posted a second straight winning record (8-6), but the team missed the playoffs, one game behind AFC Central champion Pittsburgh. The Bengals logged a huge win in Game 15, beating Pittsburgh 17-10 in a Saturday afternoon contest at frigid Riverfront Stadium (temperatures hovering between five and 10 degrees). The game left the teams tied for the division lead, and the Bengals were assured of winning a season-end tiebreaker, based on better point differential in their 1-1 season split with the Steelers. But on the final weekend, Pittsburgh won 10-9 over San Diego, and the Bengals fell 21-16 at Houston. The Oilers tied the Bengals' 8-6 record and officially took second place in a tiebreaker, but Houston also missed the postseason. The Bengals rallied into contention after a 2-3 start that included a season-opening loss to underdog Cleveland, the first time the Bengals had lost in a season opener played at home, following six straight wins in that situation. On Nov. 13 at Minnesota, QB Ken Anderson and WR Billy Brooks teamed up for a 94-yard TD pass, which through 2022 still stands as the longest pass play in franchise history. Defensively, the 1977 Bengals set a team record which still stands through 2022 for average number of opponent fumble recoveries per game (1.64, on 23 total FRs). For the NFL, the 1977 season ended the league's 17-year run (1961-77) of playing a 14-game regular-season schedule.

1978

The Bengals and the NFL played the first year with a 16-game schedule, and it was a long 16 for Cincinnati. QB Ken Anderson missed the first four games with a broken bone in his right hand, and Bill Johnson resigned as head coach following an 0-5 start. Among the first four games, Cincinnati's losing margins included one point (vs. Kansas City), three points (in overtime at Cleveland) and two points (vs. New Orleans). Johnson was replaced as head coach by Homer Rice, who had joined the staff for '78 as quarterbacks coach. The team dropped to a 1-12 mark before rallying to win the last three games. The Bengals closed the year with a 48-16 rout of Cleveland, a 32-point winning margin that stood until 2015 as Cincinnati's largest in the Battle of Ohio series. Prior to the season, CB Lemar Parrish and DE Coy Bacon were traded to Washington for the Redskins' first-round draft pick in 1979 (used to select RB Charles Alexander). Two Pro Bowlers, TE Bob Trumpy and S Tommy Casanova, retired prior to the season. On July 26, Paul Brown's eldest son, Robin, died of cancer at age 46, and Paul Brown had to cancel plans to be the presenter for Weeb Ewbank at Ewbank's Pro Football Hall of Fame induction. The Ben-Gals cheerleaders were in the news in '78. They attracted considerable new attention, going away from their "malt shop" look to a more revealing uniform, described at the time as "chic, smart and sexy, but not vulgar."

1979

Fullback Pete Johnson powered his way to 15 TDs, a club record at the time (since surpassed). But the team finished 4-12 in its only full season under head coach Homer Rice, who was released the day after the Dec. 16 season finale. The team struggled despite a plus-15 mark in turnover differential (44 takeaways, 29 giveaways). On Dec. 28, Rice was replaced by former Cleveland Browns head coach Forrest Gregg, who resigned as head coach of the CFL Toronto Argonauts to take the job. During the season, controversy flared over the publication of "PB: The Paul Brown Story," an autobiography written by Brown in collaboration with sportswriter Jack Clary. The book included lengthy

and explicit criticism of Cleveland Browns owner Art Modell, who had fired Brown as Cleveland head coach after the 1962 season. Modell made a formal complaint to the league office, charging Brown with violating league policy on public criticism of other teams' management. Brown eventually was fined \$10,000 by Pete Rozelle, whose appointment as NFL Commissioner in 1960 had been spearheaded by Brown. After paying his fine, Brown told reporters, "I have sent (Rozelle) his check, but I stand by the book as written. His (Rozelle's) action is not based on any judgment on the facts I have presented." Prior to the season, on Jan. 17, the Bengals created the coaching staff's first full-time position in charge of special teams, hiring Frank Gansz. On Nov. 14, after an injury to C Blair Bush, C Bob Johnson was coaxed out of retirement and played the remainder of the season. Johnson was the team's original No. 1 draft pick in 1968, and when he hung up his cleats for good after the '79 season, it marked the final departure of the last player who had been on the inaugural '68 club. On Sept. 23 vs. Houston, Bengal Chris Bahr kicked a 55-yard FG, which would stand alone as longest in franchise history for 33 years.

1980

Forrest Gregg managed only a 6-10 record in his first season as head coach, but he was laying the groundwork for a trip to the Super Bowl the following year. The first building block in that plan was the drafting of Southern California OT Anthony Munoz with the No. 3 overall selection. Munoz, who 18 years later would be a first-ballot Hall-of-Fame inductee, having played his entire career with Cincinnati, was enthusiastically endorsed by Gregg as Cincinnati's top choice. Gregg's deciding moment came when he was accidentally knocked to the ground by an errant Munoz forearm while working Munoz out in a supposedly "light-contact" drill on a scouting trip. Gregg himself was a Hall of Fame OT, inducted in 1977. After drafting Munoz, the Bengals endured a high-profile and acrimonious contract negotiation with Munoz agent Mike Trope. But Munoz was signed just before training camp, hyped as "the NFL's first million-dollar offensive tackle," and he started all season at LOT. Gregg instituted notably tougher discipline policies on Bengals players and became the first Cincinnati head coach to insist players wear sport coats and ties on road trips. But on the field, QB Ken Anderson was injury-plagued and wound up splitting time with Jack Thompson on an offense whose 244 total points ranked last in the AFC. Gregg notched two of his wins against defending league champion Pittsburgh, but his club lost twice to eventual AFC Central champ Cleveland, which had fired him as head coach after the 1977 campaign.

1981

The Bengals began the year with a dramatically redesigned uniform, highlighted by their now-signature striped helmets, and they ended the season in the Super Bowl, losing a heartbreaking 26-21 decision to San Francisco. The Bengals were favored in Super Bowl XVI at Pontiac, Mich., but they finished minus-three in turnover differential and fell short in trying to erase a 20-0 halftime deficit. Still, it was a foundational year for Bengals-mania in the Tri-State. Coach Forrest Gregg's second Bengals edition won the AFC Central Division title by four games, with a 12-4 record, and they won home playoff games over Buffalo and San Diego. Cincinnati's 27-7 "Freezer Bowl" AFC Championship win over the Chargers was played in conditions of minus-59 wind chill, still the lowest in NFL history through 2022 (the recorded temperature was minus-nine, still second lowest in league history). Attendance at the Freezer Bowl was 46,302, more than creditable considering the weather, and attendance at the game is such a point of pride among longtime fans, it's said jokingly that more than 10 times that number of 46,302 now claim to have been in the stands. QB Ken Anderson earned NFL Most Valuable Player honors with a league-best and career-high passer rating of 98.4. With 29 TD passes and just 10 INTs, Anderson posted a 2.9-to-1 ratio, best in franchise history until 2015. TE Dan Ross and rookie WR Cris Collinsworth had big receiving years. Ross' 71 receptions was a club record at the time (since surpassed). FB Pete Johnson rumbled for a then club-record 1077 rushing yards, with 12 TDs. Future Hall of Fame OT Anthony Munoz played his second season and earned his first of what would be a Bengals-record 11 Pro Bowl berths. Defensively, the front line trio of DEs Ross Browner and Eddie Edwards and DT Wilson Whitley were in the fourth of their five seasons starting together. An outstanding veteran LB corps of Jim LeClair, Reggie Williams, Glenn Cameron and Bo Harris finished 1-4 in tackles. CB Ken Riley, by far the franchise's all-time INT leader, was in the 13th of his 15-season Bengals career. For QB Anderson, getting to his eventual season accolades was no easy journey. The year began with Anderson trade rumors (nothing materialized), and Anderson went through preseason in an open competition with Jack Thompson, the franchise's No. 1 draft pick from 1979. Anderson became sure of the season-opening job only when Thompson became unavailable, due to an injury in the final preseason contest. Anderson fared

poorly in the season opener vs. Seattle and was benched in favor of Turk Schonert. But although Schonert was a hero that day, leading a wild come-from-behind win, Anderson was re-installed by Gregg the following week and went on to his memorable season. Cincinnati swooned over rookie WR Collinsworth, who produced the franchise's first 1000-yard receiving season (1009) and displayed a magnetic personality that by year's end infected fans far beyond the Queen City. In December, Collinsworth became the first Bengals player featured on a Sports Illustrated cover. The offense had four Pro Bowlers (Anderson, Collinsworth, Johnson and Munoz), and the special teams had one (P Pat McInally), but the defense had none. Paul Brown was named NFL Executive of the Year by The Sporting News. Tickets for Super Bowl XVI were only \$40 face value. It was also an historic year for technology in the Bengals organization. On Sept. 25, it was confirmed to media that the club had bought and installed its first office-wide computer system, with "several terminals available for the ticket office and other business needs." As noted above, the new uniforms for 1981 featured tiger-striped helmets, and they made quite a splash. The design was chosen by Paul Brown, who said he wanted the helmet to be "instantly recognizable even from a distance." The bold look sparked debate among fans, and the Cincinnati Enquirer quoted a source from NFL Properties as saying "the design was not our first choice" among several presented to the Bengals. "But," the Enquirer source continued, "these helmets will definitely get recognized." Indeed, they have become iconic, still distinctive among NFL headgear even several decades later.

1982

The Bengals finished a strike-shortened season at 7-2, tied for the second-best record in the AFC. QB Ken Anderson was at the height of his Cincinnati prowess, winning his fourth NFL passing title (95.3 rating). Anderson still stands through 2022 as the only Bengal to win more than two major NFL season titles of any variety. Anderson's 70.55 completion percentage was an NFL season record at the time, and through '22 it still stands as eighth-best in league history. Anderson also set a Bengals season record for passing yards per game with 277.2 (since surpassed). Isaac Curtis and Cris Collinsworth were in their second year as a Cadillac duo at wide receiver, helping Anderson to his high marks. But a players' strike began after Week 2 and lasted 57 days, until Nov. 17. Games scheduled in Weeks 3-9 wound up being canceled, and Week 10 games were rescheduled for Jan. 2, a week after the regular season had been scheduled to end. They were the first NFL regular-season games not played in the calendar year of the season. The defending AFC champion Bengals split their first two games, and when play resumed after the strike, they established themselves as again one of the top clubs in the conference, winning four straight to stand at 5-1. Cincinnati was 6-1 in its seven post-strike games, the only loss being a memorable 50-34 Monday night shootout at San Diego. In that game, Anderson set a Bengals record for completions (40) which through 2022 still stands tied for most in a game for a Bengals passer, but the Chargers' 661 yards net offense still through 2022 stands as the most ever allowed by the Bengals, and Chargers WR Wes Chandler set a Cincinnati opponents' record (which still stands through 2022) with 260 receiving yards. Buoyed by the previous season's AFC championship and the strong regular-season finish, Bengals fans had high hopes of a second straight Super Bowl appearance as the playoffs began. But in one of the most stunning losses in Bengals history, Cincinnati opened an expanded playoff format by falling 44-17 to the underdog N.Y. Jets at Riverfront Stadium. The Jets' point total stands through 2022 as the most ever in the playoffs against the Bengals, and Freeman McNeil's total of 202 rushing yards also still stands through '22 as a Bengals opponent playoff record. Four Bengals went to the Pro Bowl — Anderson, WR Cris Collinsworth, OT Anthony Munoz and TE Dan Ross. The nine regular-season games played were the fewest in the NFL since 1934, the year before the league adopted standard number of games for all teams. Bengals players were among the first to vote as a team to end the strike, doing so Nov. 11 in a meeting at the club's Spinney Field practice facility.

1983

It was a tumultuous year from start to finish as the Bengals posted a 7-9 record, dropping from the postseason picture after going 19-6 over the previous two regular seasons. In January, the new United States Football League announced that it would begin play in the spring of 1984, and the USFL roiled the '83 offseason by pursuing contracts with NFL players and coaches, including a number of Bengals. G Dave Lapham and TE Dan Ross signed "future contracts" with the new league for 1984, and they would indeed go there, but they played out their Bengals contracts for Cincinnati in '83. The biggest stunner to Cincinnati fans came June 27, when star WR Cris Collinsworth signed a future contract to begin in 1985 with the USFL Tampa Bay Bandits. But over an extended period of

angst in Bengals Nation, extending into February 1985, Collinsworth and Bandits owner John Bassett never fully consummated their deal. Collinsworth wound up playing his full pro football career (through 1988) with the Bengals. In July, offensive coordinator Lindy Infante signed a future deal as head coach of the USFL Jacksonville Bulls, and rather than let him coach in Cincinnati under his '83 contract, the Bengals fired him for breach of contract. On June 2, once highly-touted QB Jack Thompson was traded to the Tampa Bay Bucs for a 1984 first-round draft choice. On July 26, Bengals DE Ross Browner and FB Pete Johnson were among the first four NFL players ever suspended by the NFL for illegal drug activity. They missed all of training camp and Games 1-4 of the regular season. The team lost six of its first seven games, and in Game 6, a Monday night Riverfront Stadium visit by Pittsburgh, Steelers DE Keith Gary inflicted a severe neck sprain on QB Ken Anderson, bringing him down with a visually sickening twist of the face mask. Though Gary would in the end be only fined by the NFL (not suspended), the play proved to be key in raising NFL awareness that QBs were often in vulnerable positions and needed more rules protection. "It's fortunate (the play) was on national television," said Paul Brown. "Maybe now it won't be repeated." Anderson missed the next three games. On Nov. 20 vs. Houston, an obscure rookie drafted in the 10th round made his first NFL start, as an injury replacement. The player was Tim Krumrie, who would take over as full-time starter the next season and become one of the best defensive linemen and most admired players in franchise history. The Bengals rallied to finish 6-3 over their last nine games, and coach Forrest Gregg was under contract through 1984. But on Dec. 24, Gregg resigned with the team's blessing to take the head coaching job in Green Bay, where he had played his way into the Hall of Fame as an offensive tackle. On Dec. 29, the Bengals replaced Gregg with Indiana University head coach Sam Wyche, a former Bengals QB who five years later would join Gregg as the only other Bengal coach to take the team to the Super Bowl at the time. Despite their disappointing season, the Bengals led the NFL in total defense under Gregg and coordinator Hank Bullough, allowing only 270.4 yards per game. The performance stands through 2019 as the club's only No. 1 defensive ranking.

1984

Rookie head coach Sam Wyche took the Bengals on a wild ride that ended just short of a playoff berth. The team rose from an 0-5 start to finish 8-8, winning its last four. After routing Buffalo 52-21 in a 1 p.m. ET season finale, the Bengals needed the 11-4 L.A. Raiders to win at home over 8-7 Pittsburgh in a 4 p.m. game. That result would have produced a Bengals-Steelers tie for the AFC Central title, and the Bengals would have been declared champions via tiebreaker. But the Steelers dashed Cincinnati's hopes in a 13-7 win over the Raiders, as Wyche and a number of invited media members watched on television at the coach's home. Wyche juggled his quarterbacks all season, due to injuries and/or coaching decisions. Ken Anderson began and finished the year as No. 1, starting nine games, but rookie Boomer Esiason started four and veteran Turk Schonert started three. Esiason made the first of his eventual 123 Bengals starts on Oct. 7 vs. Houston, in a battle of 0-5 teams. Esiason didn't dazzle, passing for 159 yards with no TDs and two INTs, but the Bengals won 13-3, and Esiason would finish 3-1 in his four starts on the year. Prior to the season, it was a big year for Cincinnati in the trade department. The Bengals entered April holding the No. 1 overall pick in the draft, via their 1983 trade of QB Jack Thompson to Tampa Bay. But with the top prospect, Brigham Young QB Steve Young, having signed with the USFL Los Angeles Express, the Bengals traded the pick on April 5 to New England, gaining the Nos. 16 and 28 spots in round one. The Bengals selected DE Pete Koch of Maryland at No. 16 and G Brian Blados of North Carolina at No. 28. The Patriots used the No. 1 pick on Nebraska WR Irving Fryar. On May 29, the Bengals made arguably the best straight player-for-player trade in franchise history, sending FB Pete Johnson to San Diego for RB James Brooks. Johnson would prove to be on the downside of his career, while Brooks would have a stellar Bengals tenure through 1991. The year 1984 was, and remains through 2022, just the second time in club history for the Bengals to have three first-round draft picks (first year was 1977). With their first overall selection in '84, the Bengals chose LB Ricky Hunley of Arizona, but Hunley became (and remains through 2022) the only Bengals first-rounder never to sign with Cincinnati. Hunley's stalemated contract negotiations lasted into the autumn months, before he eventually was traded on Oct. 9 to Denver for three future selections, two of which brought Cincinnati productive WR Tim McGee (first round 1986) and Pro Bowl S David Fulcher (third round 1986).

1985

The 7-9 Bengals scored 441 points in Sam Wyche's second season as head coach, a club record at the time (since surpassed). But their 437 points allowed also was a record at that point (also since surpassed). Rookie WR Eddie Brown,

who had surprisingly been available with the No. 13 pick in the '85 draft, missed the first 18 days of training camp due to contract talks, but he wound up as Associated Press NFL Rookie of the Year after catching 53 passes for 942 yards and eight TDs. Bengals icon Ken Anderson opened the season as the starting QB, but the 15th-year vet was supplanted in Game 3 by second-year pro Boomer Esiason, who went on to pass for 27 TDs and just 12 INTs while posting a 93.2 passer rating. The team rebounded from an 0-3 start to stand 7-7 after a rousing 50-24 win over Dallas, and a playoff berth was clearly within range in an AFC Central Division race in which no team was able to dominate. But in Game 15, the Bengals lost 27-24 at Washington after leading 24-7, and their only hope for the playoffs entering the final weekend was via tiebreaker in a possible three-way deadlock with Pittsburgh and Cleveland. The day before their season finale at New England, they were eliminated — and Cleveland became division champion — when Pittsburgh lost a Saturday game to the N.Y. Giants. Prior to and during the season, the team had a number of high-profile personnel issues. Star WR Cris Collinsworth, who had stunned Cincinnati fans in 1983 by signing a "future contract" with the United States Football League's Tampa Bay Bandits, was to join the Bandits for their 1985 spring season. But after a soap-opera series of "will he go or will he stay?" events, Collinsworth re-signed with Cincinnati on Feb. 27. WR Isaac Curtis, a premier Bengal for 12 years, was released in July and shortly thereafter announced his retirement from pro football. DE Ross Browner went to Houston of the USFL in the spring, but he re-signed with Cincinnati in late August. TE Dan Ross, another ex-Bengal who had gone to the USFL, was re-acquired by Cincinnati in late August but was traded to Seattle in October.

1986

The 1986 team was the second Bengals club, and the last one through 2022, to win 10 or more games and not make the playoffs. They lost their chance for a division title when they were bombed 34-3 by eventual champ Cleveland in Game 15 at Riverfront Stadium, but they stayed alive for a Wild Card berth to the very end. After swamping the N.Y. Jets 52-21 on the season's final Sunday, they were set to qualify with a Miami win over visiting New England on Monday night. But as many Bengals players gathered to watch at a popular Cincinnati night spot, the Patriots won 34-27, taking the AFC East title by a game over the Jets and eliminating Cincinnati from postseason. The 10-6 Jets and 10-6 Chiefs took the Wild Card spots over the Bengals via tiebreaker, with better records against AFC foes. In his first full season as Bengals starting QB, Boomer Esiason passed for a then-club-record 3959 yards (since surpassed), and RB James Brooks posted a club record that still stands through 2022 for yards from scrimmage (1773, on 1087 rushing and 686 receiving). LB Reggie Williams won the prestigious NFL Man of the Year award, for his combined football and community efforts. In late July, the NFL completed successful defense of a multi-million-dollar antitrust suit filed by the United States Football League. The courts ruled technically in favor of the USFL, but awarded only a token \$1 in damages. "(The suit) could have been catastrophic to the NFL," Bengals assistant GM Mike Brown told reporters. "We are glad to see it end in what we consider a complete victory." In '86, the NFL began the regular use of instant replay officiating and stepped up its drug-testing program, two measures that were supported by the Bengals. After a year of instant replay, however, the Bengals would join a minority of teams that unsuccessfully opposed its continuation.

1987

The Bengals entered the season with big plans, after finishing 10-6 in 1986, but their aspirations were to be dashed. They started 1-1, but the loss was an exceedingly painful one, as Cincinnati lost to San Francisco despite having a lead and the ball with :06 to play. After that loss, the NFL players' union went on strike. Games scheduled for Week 3 were canceled, and the next three games were played primarily by replacement players. Cincinnati went 1-2 in the three "replacement games." The replacement-player strategy led to picketing by Bengals veterans outside the team's practice facility, but replacement ball was effective in breaking the strike. A total of 85 NFL veterans crossed picket lines to play in the first replacement games, and though the Bengals were a stronger union team than many, LB Reggie Williams was among the 85. The flow increased after the first replacement weekend, though the Bengals had only one additional defection from the strike ranks, DE Eddie Edwards. But veterans agreed league-wide to return for Game 6 and beyond, without a settlement to their labor issues. The "real Bengals," however, could not get it back together again, posting a 2-8 record after their return, for a 4-11 overall team finish. The season ended with widespread speculation that fourth-year head coach Sam Wyche would be replaced, but Bengals general manager Paul Brown announced

Dec. 30 that the club would honor the final year of Wyche's five-year contract. Brown termed the 1987 season "an aberration" for which Wyche should not take the brunt of blame, and looking ahead to 1988, Brown told media, "We have a team with talent, and yours truly does not consider this to be a rebuilding year." Brown and Wyche, of course, were to be vindicated as the Bengals would go on to win the 1988 AFC Championship. One bright spot from '87 was the first Pro Bowl berth for NT Tim Krumrie, the 10th-round '83 draft choice who had already earned status as a key player and fan favorite. Prior to the '87 campaign, Bengals Nation saw the end of an era, as QB Ken Anderson announced his retirement on June 2. The 1986 season had been Anderson's 16th as a Bengal, a term which still stands through 2022 as the longest in franchise history. Anderson had participated in the team's spring minicamp, but he changed his mind about a 17th season following a late May exam that showed reduced strength in his right (throwing) shoulder. "The doc told me, 'You're starting to wear out a little bit,'" Anderson said, "and there is life after football. I want to make sure that I can continue to play golf and otherwise enjoy that life."

1988

Snubbed on the NFL's prime-time TV schedule after a 4-11 season, the Bengals staged one of the biggest turnarounds in NFL history, posting a 12-4 record. They clinched the AFC home field advantage for the playoffs, and they won games at Riverfront Stadium over Seattle and Buffalo before losing a dramatic Super Bowl XXIII by 20-16 to San Francisco at Joe Robbie Stadium in Miami. In the Super Bowl, the Bengals took a 16-13 lead on a 40-yard Jim Breech FG with 3:20 remaining, but the 49ers drove 92 yards in 11 plays to seize victory with 0:34 to play, on a 10-yard pass from Joe Montana to John Taylor. The Bengals suffered two dramatic player losses for the Super Bowl, as troubled FB Stanley Wilson missed the Sunday game due to a Saturday night drug relapse, and Pro Bowl NT Tim Krumrie suffered a broken leg early in the first quarter, with TV cameras catching the fracture in grim detail. NFL Commissioner Pete Rozelle called Super Bowl XXIII the most exciting to that point in history of the game, which had recently suffered from very lopsided results. (The five previous winners had an average victory margin of 27.6 points). Nine Bengals were selected for the Pro Bowl, a club record that still stands through 2022. FB Ickey Woods did not make the Pro Bowl, but in his only full season of a career later derailed by injuries, he rushed for 1066 yards, as well as a club-record 15 rushing TDs which still stands through 2022. His "Ickey Shuffle" dance became an iconic TD celebration nationally and would bring him widespread notice for many years, despite the brevity of his playing career. Sam Wyche, whose continued status as head coach was questioned by many entering the season, was named NFL Coach of the Year by the Pro Football Writers Association. But the more prestigious coaching award, from Associated Press, went to Mike Ditka of Chicago, whose team lost 28-3 in the NFC Championship game. Cincinnati's two playoff wins were fraught with high-level controversy over Wyche's hurry-up "no huddle" offense. In the Divisional game, Seattle players transparently feigned injuries to buy time for situational defensive substitutions, and that flap, raised to a higher level by comments from Buffalo coach Marv Levy, led the NFL to ban the no-huddle for the AFC Championship game against the Bills. But the Bengals dispatched Buffalo 21-10 without their full bag of tricks, and the NFL later admitted its ban was a mistake. The Bengals were allowed to use the no-huddle in the Super Bowl. In developments prior to the season, the Ben-Gals cheerleading squad was reinstated after a year's absence — "We heard from the fans that they wanted them back," said assistant general manager Mike Brown — and LB Reggie Williams on June 16 became the first (and still only through 2022) Bengal to serve on Cincinnati City Council, appointed by the Charter Party to a seat from which Charterite Arn Bortz had retired. In January of '88, Williams had received the "Sportsman of the Year" award from Sports Illustrated, and he was presented the award by President Reagan in a ceremony at the White House.

1989

The defending AFC champions showed the ability to be among the NFL's most powerful teams, winning games by scores of 41-10, 56-23, 42-7 and 61-7. But injuries and inconsistencies defined the season, and Cincinnati finished 8-8 and out of the playoffs despite outscoring foes by 404-285. The plus-119 point differential stands through 2022 as the biggest plus in NFL history by a team without a winning record. The Bengals had a chance to claim a Wild Card berth in the final game of the league's regular season, a Monday night (Christmas night) match in Minnesota. But the Vikings, needing a win to clinch the NFL Central title, prevailed by 29-21. The Bengals started 4-1 but lost four of their next five. Colorful and controversial head coach Sam Wyche helped keep fans' emotions high as he sparred throughout the season with division rivals Cleveland and Houston. Wyche took repeated issue with rowdy crowd behavior in

Cleveland Stadium's "Dawg Pound," and when Bengals fans threw snowballs on the field during a Dec. 10 home game vs. Seattle, Wyche grabbed a public address microphone and scolded the crowd, saying "You don't live in Cleveland, you live in Cincinnati." The next week, in the highest-drama moment of Wyche's long feud with Houston coach Jerry Glanville, Wyche eschewed running out the clock in the final minute despite holding a 58-7 lead over the Oilers. He called for a FG and got a 61-7 conquest, then blasted Glanville as a "phony" in his post-game news conference. Prior to the season, iconic Bengals WR Cris Collinsworth was released in final cuts. On Sept. 17 vs. Pittsburgh, 1988 rookie sensation Ickey Woods suffered a knee injury that would play a big part in short-circuiting his career. Woods would play only two more partial seasons (1990 and '91). On May 11, the long-troubled saga of Bengals FB Stanley Wilson ended when Wilson was permanently barred from the NFL by Commissioner Pete Rozelle. NFL fans had been shocked in March when Rozelle announced his impending retirement. Rozelle, noted often as the most successful sports commissioner in United States history, had been boosted into the job in 1960 as an unknown compromise candidate supported by the Bengals' Paul Brown. Rozelle was replaced by Paul Tagliabue on Oct. 26. The '89 draft stands through 2022 as the only one in which Cincinnati did not exercise a first-round choice. Stated originally to have the next-to-last selection in round one, the Bengals traded down with Atlanta and made RB Eric Ball their first selection, with the seventh pick of Round 2. LB Reggie Williams retired with the end of the season, his 14th as a Bengal. In November, Williams was elected to Cincinnati City Council, after having already served five months as an appointed replacement to fill a Charter Party vacancy.

1990

The Bengals weathered a season with the only five-game road trip in franchise history, finishing 9-7 and claiming the AFC Central title out of a three-way tie with Houston and Pittsburgh. Cincinnati finished first based on best head-to-head record against the other two teams (3-1). Houston earned a Wild Card berth, and Pittsburgh missed postseason, based on the Oilers topping the Steelers in the tiebreaker of record against all AFC opponents. The Bengals had no assurance of making the playoffs entering the season's final day, but they earned the division title by beating Cleveland in an afternoon game, combined with a Houston victory over Pittsburgh that night. The Bengals had stayed in the race in Week 15 by pounding Houston 40-20 at Riverfront Stadium, and they pounded the Oilers again at home in the Wild Card round of the playoffs, prevailing 41-14. Cincinnati was eliminated the next week in the Divisional round at Los Angeles, falling 20-10 to the Raiders. In the L.A. game, Raiders RB Bo Jackson, the dual-sport superstar, suffered a hip injury in the third quarter when tackled by Bengals LB Kevin Walker. Though the tackle looked routine and the injury was not initially considered serious, it proved to be a hip dislocation that ended Jackson's pro football career. He never would play in another NFL game, and in baseball, he would not again appear in as many as 100 games in a season. The Bengals had to play five straight regular-season games on the road because their scheduled Oct. 14 home game against Houston was moved to Houston, due to a stadium conflict with Reds postseason baseball play. The Reds in fact did not wind up playing at home on Oct. 14, but the schedule change had to be made in advance — on the basis of the baseball game being possible — because Riverfront Stadium's baseball/football conversion process was too cumbersome to allow a late decision. The Bengals schedule had called for two road games prior to Oct. 14 and two road games after Oct. 14. The Bengals finished 2-3 on the trip, and their scheduled Dec. 23 game at Houston was moved to Cincinnati. In the second of the five straight road games, a 34-31 overtime win against the L.A. Rams at Anaheim Stadium, Boomer Esiason passed for a team record 490 yards (since surpassed). Esiason passed for only 412 yards before the overtime period, however, leaving Ken Anderson's 447 in 1975 vs. Buffalo as the highest club total in regulation time at the time (since surpassed). Prior to the season, offensive coordinator Bruce Coslet left the Bengals to become head coach of the N.Y. Jets, and in the Sept. 9 regular-season opener, at Riverfront, the Bengals beat the Jets 25-20.

1991

Paul Brown, the Bengals' founder and first head coach, and a member of the Pro Football Hall of Fame, died on Aug. 5 at age 82, at his Cincinnati home. The cause of his death was complications from pneumonia. His funeral was held Aug. 7 in his hometown of Massillon, Ohio. Among those in attendance were NFL Commissioner Paul Tagliabue, former commissioner Pete Rozelle, numerous team owners and eight Hall of Famers. Pall bearers included former

Bengals Ken Anderson, Reggie Williams and Dave Lapham. As directed by Brown during his final days, the current coaches and players remained at work in training camp at Wilmington, Ohio during the days after Brown's death. But head coach Sam Wyche, a private pilot, flew his own plane from Wilmington to Massillon during a short break in his camp schedule. At the funeral, Pete Rozelle said: "Whether they know it or not, nearly everyone in the game of football has been affected by Paul Brown. His wealth of ideas changed the game." Brown's son Mike, a key figure in both bringing the Bengals to Cincinnati and in operating the club, took over as chief executive. The season, a major disappointment at 3-13, would be the eighth and final one for Wyche as Bengals coach. Following a Dec. 24 end-of-season meeting between Wyche and Mike Brown, the team announced that Wyche had unexpectedly resigned. Wyche interpreted events as his being fired, but there was no disagreement that his tenure had ended. On Dec. 27, the Bengals announced that WRs coach Dave Shula was promoted to replace Wyche. Shula, the son of legendary coach Don Shula, became at age 32 the second-youngest head coach in NFL history at the time. (Harland Svare took over the L.A. Rams in 1962 at age 31). Mike Brown and Wyche went on to maintain cordial relations, and a disagreement over compensation for Wyche from his 1992 contract was later settled amicably. Wyche would go on to join the Tampa Bay Buccaneers as head coach from 1992-95. Prior to the season, the NFL announced new guidelines for media locker room access, action that had been sparked in large part by Wyche repeatedly expressing concern over the propriety of having female reporters in the locker room. Though the NFL maintained full access for all reporters, teams were instructed to screen shower areas from view, provide robes or extra-large towels to all players, and provide separate post-game interview areas for head coaches and key players.

1992

In the franchise's 25th anniversary season, the team started 2-0 under new head coach Dave Shula, with wins at Seattle and vs. the L.A. Raiders. And they seemed a lock to go 3-0 the next week against an 0-2 Green Bay team under rookie head coach Mike Holmgren, leading almost all the way. But a little-known Packers QB, Brett Favre, made the first splash of what would become one of the NFL's greatest careers. Favre directed a 21-point fourth quarter for a 24-23 win. A second-year pro at the time, playing in only his fourth game, Favre had come off the bench to replace injured starter Don Majkowski in the first quarter. Favre's two TD passes, including a 35-yarder with 0:13 to play, were the first two of a total that would rise to 508, which through 2022 still ranked No. 4 on the NFL's all-time list. The Green Bay game was the start of a five-game losing streak for Cincinnati, and the team finished 5-11. The year was marked by news involving many of the franchise's biggest names. All-Pro OT Anthony Munoz, with 11 Pro Bowl selections on his resume, was limited to eight games by injuries and announced his retirement prior to playing in the season finale. Another Bengals icon, QB Boomer Esiason, was benched in favor of '92 top draft pick David Klingler after the team fell to 4-7. Esiason asked to be traded as the season ended, and the club said it would try to accommodate him. Early '92 was the end of the line for Ickey Woods, Cincinnati's 1988 rookie RB sensation. Woods had seen some action in '90 and '91, after suffering a season-ending '89 left knee injury, but his '91 year included a significant right knee injury, and he was waived after failing to show well in the '92 spring minicamp. WR Eddie Brown, a standout performer from 1985-91, saw his NFL career essentially ended by a ruptured disc in his neck discovered early in training camp. Brown underwent surgery and missed the season. He gained free agency after the season, but found the market slow and wound up re-signing with the Bengals. He was released in final 1993 preseason cuts and did not play again in the NFL. Through 1991, Brown ranked third in Bengals history in receiving yards (6134) and held club records for receiving yards in a game (216) and a season (1273). Bright spots in '92 included WR Carl Pickens, named Associated Press NFL Rookie of the Year, and RB Harold Green, whose 1170 rushing yards were second-most in club history to that point. After the season finale, the Bengals hired team QB legend Ken Anderson as QBs coach. In the Game 3 loss at Green Bay, Bengals rookie Pickens turned in a 95-yard punt return for a TD, the longest punt return through 2022 in Bengals history.

1993

The difficult road toward the eventual 2000 completion of Paul Brown Stadium began in earnest in November of '93. At that time, Bengals president Mike Brown, with support from NFL Commissioner Paul Tagliabue, sounded the call that Riverfront Stadium had become economically obsolete in the changing world of pro football. Brown warned that absent real progress on improving the Bengals' stadium situation, the club might be forced to consider moving. The first step toward a solution came in December, when the club agreed to stay at least

through 1998, in exchange for a deal to partially renovate Riverfront and amend the team's lease. It was also stated that civic leaders would explore construction of a new stadium by the "early 2000s." The Bengals played their first season since 1984 without QB Boomer Esiason, who was traded to the N.Y. Jets in March for a third-round 1993 draft pick. David Klingler, Cincinnati's first-round 1992 selection, had taken over at QB at the end of 1992. Klingler directed late-season victories in '93 over the Rams and Falcons, but the bottom line was a 3-13 finish. Klingler had missed three games at midseason, due to back problems, but veteran backup Jay Schroeder had been unable to right the ship. Through 2022, the '93 season still stood as the most defense-dominated in Bengals history, with Cincinnati and its foes averaged total combined points of only 31.6 per game. Preseason cuts had seen the Bengals release longtime kicker Jim Breech in favor of rookie Doug Pelfrey of Kentucky, a Greater Cincinnati native (Fort Thomas, Ky.) who would play for the team through 1999. Breech through 2022 still is Cincinnati's all-time leading scorer (1151). Breech started his Bengals career in 1980, after one season with Oakland, and through 2022 he ranks fourth in NFL history in consecutive games played scoring at least one point (186). Changing public attitudes on smoking impacted Bengals fans in April, as Cincinnati City Council enacted a ban on smoking in seating areas at Riverfront Stadium, to take effect in 1994.

1994

A shot of "Blake-mania" livened a 3-13 overall season. Due to injuries to QBs David Klingler and Donald Hollas, late-August waiver pickup Jeff Blake got a chance to start on Oct. 30 against Dallas, the two-time defending Super Bowl champions. Blake couldn't engineer the season's first win, but he threw for two TDs and had the Bengals up 20-17 until late in the third quarter of an eventual 23-20 loss. Blake went on to lead wins the next two weeks, at Seattle and vs. Houston. He remained the starter despite Klingler's return to health, and finished the year as a huge fan favorite, leading the NFL in pass completions of 50 or more yards (eight). In a nationally televised Oct. 2 Sunday night game at Riverfront, Miami's Don Shula and Cincinnati's Dave Shula became the first father and son to oppose one another as head coaches in North American major pro sports. The Dolphins won, 23-7. The Bengals closed the season with a unique comeback, beating Philadelphia 33-30 when Doug Pelfrey kicked two FGs in the last :03 of the fourth quarter. He connected from 22 yards at :03 to tie the score, then kicked a 54-yarder at :01, after the Bengals kickoff team recovered an Eagles muff at the Philadelphia 37. Though there is no official NFL record for multiple FGs in the waning seconds of a game, the Elias Sports Bureau confirms that from 1970 through 2022, no other player has kicked two in the last :03. On May 5, the Bengals signed Ohio State DT Dan Wilkinson, the first overall pick in the '94 draft. At the time, Wilkinson was the first player ever drafted No. 1 overall by the Bengals (later joined in 1995 by RB Ki-Jana Carter, in 2003 by QB Carson Palmer and 2020 by Joe Burrow). In December, fan favorite Tim Krumrie, a two-time Pro Bowler, announced his retirement, effective at season's end. Krumrie was honored by the team at the regular-season finale, and shortly after the season he was hired to the coaching staff. He served as a defensive assistant in 1995 and was promoted to defensive line coach in 1996. The two-point conversion was added to NFL rules prior to the '94 season, with the Bengals among 23 teams voting in favor, and in the first preseason game, when Cincinnati played against Tampa Bay and former head coach Sam Wyche, a Buccaneers two-point conversion was the deciding play in a 17-16 Tampa Bay win. Much debate and some controversy continued through the year as the Bengals and baseball's Reds negotiated with Cincinnati leaders about the need for a new stadium, or even two. As co-tenants with the Bengals at Riverfront, the Reds balked at parts of an agreement the Bengals had reached in 1993 for interim improvements at Riverfront, and in an attempt to resolve issues, a city/county Stadium Task Force was formed, led by Cincinnati mayor Roxanne Qualls and Hamilton County Commission president Guy Guckenberger. The Bengals meanwhile agreed to share the cost of major improvements to Spinney Field, the team's city-owned practice facility.

1995

The Bengals were alive in the playoff race through Game 14, but were eliminated in a 26-10 loss at Cleveland in Game 15. The Dec. 17 Browns game was the last home game for Cleveland prior to the franchise's controversial move to Baltimore. The Bengals' 7-9 finish included a 2-0 start and wins in four of the last seven games, but Cincinnati lost six of seven in a midseason stretch, including a 26-23 home loss to Miami in "Shula Bowl II," as Bengals head coach

Dave Shula opposed his father, Don, for the second straight year. The Bengals closed the season by erasing a 21-point deficit in a 27-24 win vs. Minnesota, tying the largest comeback to win in club history. Jeff Blake held serve on the No. 1 QB job he had gained in 1994, keeping David Klingler in a backup role, and both Blake and WR Carl Pickens earned Pro Bowl berths. Pickens set a franchise single-season record for TDs (17, all receiving) which still stands through 2022 (and in receiving TDs only, no other Bengals player through '22 has had more than 13). The Bengals had retained Pickens for 1995 by matching a free agency offer he received from Arizona. The Bengals suffered a severe blow in preseason game three on Aug. 17 at Detroit, as RB Ki-Jana Carter of Penn State, the top overall pick in the '95 draft, was lost for the season to a severe knee injury. Carter, who had missed the first two preseason games with an ankle sprain, was lost at Detroit on his third Cincinnati carry. The Bengals had traded with Carolina to gain Carter as an offensive centerpiece, moving up in the first round for the first time in franchise history. Carter would come back to play seven NFL seasons, four of those for Cincinnati, but he never matched his college form at the pro level and closed with only 1144 career rushing yards. The year of 1995 was filled with issues regarding the Bengals' need for a new stadium. A lack of progress on the local front led club president Mike Brown to explore the possibility of a move to Baltimore, pressed by a deadline on Baltimore's end. But Brown repeatedly professed he had no desire to move the team unless forced to by an untenable local situation. On June 28, just minutes before a Bengals-set deadline, Cincinnati City Council voted 5-4 to approve a Hamilton County plan from Commissioner Bob Bedinghaus to raise the county sales tax by one percent to fund two new stadiums. In the end that proposal was scaled down to a one-half percent hike, funding stadiums and also providing homeowners with property tax relief. But after the County Commission voted to implement the tax, forces opposed to the increase successfully petitioned to make approval subject to a public referendum to be held in March of 1996. In October, Mike Brown announced that the Bengals for 1996 would move most of their front-office operation from Riverfront Stadium to the team's new practice facility building at Spinney Field.

1996

Progress continued to be forged on the Bengals' efforts to secure their future in Cincinnati with a new stadium. The biggest step came on March 19, when Hamilton County voters approved by 61-to-39 percent a measure to fund new Bengals and Reds stadiums with a half-cent sales tax increase. The vote came after vigorous public debate, and the Cincinnati Post termed it a "landslide victory" for backers of the issue. On Sept. 10, the Bengals reached preliminary agreement with Hamilton County on a 30-year lease, for an as-yet unnamed and un-sited stadium. The Bengals pushed vigorously for a riverfront site, opposing proposals to build in the Broadway Commons area just northeast of downtown. Both public polls and experts' recommendations indicated a preference for a riverfront site, but the question remained undecided as the year ended. The new stadium's name also remained undecided, but early public response showed strong support for naming it after Bengals founder Paul Brown. On Sept. 9, Riverfront Stadium was re-named Cinergy Field, as the energy utility Cinergy reached a \$6 million naming rights deal with Hamilton County to cover the stadium's remaining years of use. On the field, the team lost six of its first seven games, but Cincinnati's fortunes took a U-turn after offensive coordinator Bruce Coslet was promoted to head coach on Oct. 21, replacing the released Dave Shula. Coslet directed the team to a 7-2 finish, including a 5-0 mark at Cinergy Field. The Bengals stayed alive for the playoffs until the next-to-last week of the season, when despite defeating Houston they were eliminated due to results elsewhere. Coslet, signed only through '96 when he took over as head coach, was extended on Dec. 14 through 2000. A signature win for Coslet came Nov. 3 at Baltimore, when the Bengals rallied from a 21-3 deficit to win 24-21. At the time, the 18-point deficit was the largest ever overcome by the Bengals in a road win (since tied). WR Carl Pickens, who in 1995 had become the first Bengal to lead the AFC in receptions, led the conference again with 100, the first Bengal to hit the century mark. The defense had 34 INTs, a club record that stands through 2022. CB Ashley Ambrose, a veteran free agent in his first Bengals season, led the team with eight INTs and went to the Pro Bowl along with Pickens.

1997

On Feb. 13, the Bengals and Hamilton County reached tentative agreement on a western riverfront site for a new football stadium. The Bengals yielded to County wishes for a site one block farther west than the club's preferred spot, supporting the goal of opening central riverfront space for development of other attractions and neighborhoods between a football and a baseball stadium

(though the baseball site had yet to be agreed upon.) A drawback for the development of the more western football site was that some of the needed land was not owned by the county, and that would lead to future delays, as well as higher costs than the Bengals' preferred site. On May 29, the 30-year Bengals lease was completed and signed. It was announced on May 29 that the facility would be named Paul Brown Stadium, with the Bengals agreeing to cover \$5 million for the loss of potential corporate naming rights. On April 29, the Bengals received a favorable ruling in a tax case that had threatened the viability of the franchise. In United States Tax Court in Chicago, Judge John O. Colvin ruled that the heirs of the late Paul Brown were not liable for \$40 million sought by the Internal Revenue Service, due to a dispute over Paul Brown's acquisition of team shares held formerly by John Sawyer. The Cincinnati Enquirer editorial page opined that the Bengals had been spared an unfair "ambush by the IRS." The football team opened training camp in a state-of-the-art new facility at Georgetown (Ky.) College, after 29 seasons of training at Wilmington (Ohio) College. On April 5, the Bengals had re-signed QB Boomer Esiason as a veteran No. 2 to back up Jeff Blake. Esiason had gone on to play for the Jets and Cardinals since playing for the Bengals from 1984-92. The team was struggling with a 2-7 record on Nov. 9 at Indianapolis when Blake was sidelined with a concussion, and the 36-year-old Esiason entered the game in the third quarter and led a comeback victory. The Bengals lost the next week at Pittsburgh with Blake as the starter, and Esiason was named starter for the final five games. The Bengals were 4-1 in his starts, and they scored 42 points in the start he lost. Esiason did not have enough pass attempts to qualify for a Bengals-record season passer rating, or for the NFL passing title, but he finished the season with a 106.9 rating. The team finished the season 7-9. It was the last Bengals hurrah for Esiason, who retired after the season to take a broadcasting job with ABC's Monday Night Football. The '97 season saw the debut of HB Corey Dillon, a second-round draft choice who stands through 2022 as the club's all-time leading rusher (8061 yards). On Dec. 4 vs. Tennessee at Cinergy Field, Dillon rushed for 246 yards and four TDs, breaking Jim Brown's 40-year-old NFL record of 237 yards for rushing yards in a game by a rookie (since surpassed). Dillon's 246 rushing yards also tied the Bengals records for TDs in a game and points in a game (both since surpassed).

1998

On Jan. 24, Bengals OT Anthony Munoz (1980-92) was voted to the Pro Football Hall of Fame. Munoz was part of a five-member induction class, and he and Chicago Bears LB Mike Singletary became the 47th and 48th players among the then-194 members to be elected in their first year of eligibility. The official induction ceremony took place Aug. 1, at the Hall in Canton, Ohio. NFL labor events had led to Munoz gaining free agent status after announcing his retirement following the 1992 season, and he had signed with Tampa Bay (and his former Bengals head coach, Sam Wyche) as a free agent in '93. But Munoz gave up the comeback bid after suffering a shoulder injury in training camp, and because he was not with the Bucs in the regular season, he is recognized in the Hall as having played only for the Bengals. Plans for the Bengals' new stadium hit a serious snag in January of '98, due to a dispute between Hamilton County and the city over the county acquiring 12.5 acres of city land that it needed to build at its preferred western riverfront site. As the stalemate dragged on, the Bengals announced that if no agreement was reached by Jan. 31, the club would no longer be bound by the lease it had signed in spring of 1997. Tension continued to build until, at 1:15 a.m. on Feb. 1, City Council forged a past-the-11th-hour agreement to accept a county proposal. On April 25, officials from the county, city and the Bengals joined in a public groundbreaking for Paul Brown Stadium construction, with plans for the facility to be ready for the 2000 season. The news on the field was not so encouraging, as the team dipped to 3-13 in its second full season under head coach Bruce Coslet. QB Boomer Esiason, who had a sensational late-season return to the starting job in 1997, after four seasons playing elsewhere, announced prior to the season that he was retiring to join ABC's Monday Night Football as a broadcaster. The Bengals signed former Steeler Neil O'Donnell to compete with Jeff Blake for the starting QB job. O'Donnell won the job in training camp, but the team lost nine straight after beating Pittsburgh in Game 5. Blake started Games 14 and 15 before being injured, and the season ended with no clear starter in sight for 1999. HB Corey Dillon rushed for 1130 yards, becoming the first Bengal (and still through 2022 the only Bengal) to top 1000 rushing yards in each of his first two Cincinnati seasons. In the season opener vs. Tennessee, injury-plagued HB Ki-Jana Carter, top overall pick in the 1995 draft, suffered a season-ending wrist fracture. DT Dan Wilkinson, drafted No. 1 overall by the Bengals in 1994, saw a rather

stormy Cincinnati career end prior to the season, when he was traded to Washington for first- and third-rounds picks in the '98 draft. The Bengals used the picks to obtain LB Brian Simmons (first round) and G Mike Goff (third round).

1999

For the first year since the idea's original proposal in 1993, plans for the Bengals' new stadium proceeded with only minor issues. The rise of the seating bowl of Paul Brown Stadium was watched by citizens throughout the year. However, past issues — particularly a delay in Hamilton County's acquisition of needed land from the city — put construction on a very tight schedule to meet the goal of an August, 2000, inaugural game. On the field in '99, veteran Jeff Blake and rookie first-round draft choice Akili Smith would end up sharing QB duties during a 4-12 season. Blake was benched after an 0-4 start, and Smith started and won his NFL debut, 18-17 on Oct. 10 at Cleveland. The game marked the renewal of the "Battle of Ohio" series, as the Browns returned to play as an expansion team. Cleveland had spent three years without NFL football after the Browns moved to Baltimore for the 1996 season. The Bengals did not win again until Game 12, however, and Smith suffered a season-ending ankle injury in Game 9 vs. Jacksonville. Blake engineered three straight wins in Games 12-14, but the team lost the final two. HB Corey Dillon rushed for 1200 yards and went to the Pro Bowl along with KOR Tremain Mack, whose 27.1-yard average set a new team record (since surpassed).

2000

The Paul Brown Stadium era began on Aug. 19, as the Bengals christened Cincinnati's new football showplace with a 24-20 preseason win over the Chicago Bears. WR Peter Warrick scored the first Bengals preseason points in PBS on a 14-yard end-around run in the first quarter. In the stadium's Grand Opening regular-season game Sept. 10 vs. Cleveland, in front of a then-record Cincinnati sports crowd of 64,006 (since broken by many other Bengals games). The Browns won, 24-7. Rookie WR Ron Dugans scored the first Bengals regular-season points in PBS on a four-yard TD pass from Akili Smith. The '00 Bengals drew four other crowds which exceeded the pre-PBS record for a sports crowd in Cincinnati, but the Browns game stood as the new record at year's end (since surpassed). On Sept. 25, following an 0-3 start to the season, Bruce Coslet resigned as head coach and was replaced by assistant head coach/defensive coordinator Dick LeBeau, who was named interim head coach. The team finished 4-9 under LeBeau, including 4-6 in the final 10 games and a 2-2 mark in the final four. On Dec. 20, LeBeau signed a multi-year contract to begin in 2001. LeBeau's first victory, on Oct. 22 vs. Denver, featured a then NFL-record (since broken) of 278 rushing yards by Corey Dillon, who went on to set a Bengals record (since broken) of 1435 yards for the season, earning his second straight trip to the Pro Bowl. Against Denver, Dillon broke a 1977 record of 275 yards set by Chicago's Walter Payton. It was an all-or-nothing day for Dillon, as he was stopped on 10 of his 22 carries for one or fewer yards, but he had five runs of 30-plus, including TD runs of 65 and 41 yards. "It seemed like a high school game," Dillon said of his numbers. Dillon's 278 stood as the NFL record until Sept. 14, 2003, when Baltimore's Jamal Lewis had a 295-yard game vs. Cleveland, and Dillon's total now ranks fourth in league history (through 2022). The Denver game was Cincinnati's first regular-season win at Paul Brown Stadium. Akili Smith opened the year as starting QB, but the offense stalled, and he was replaced after a Nov. 5 loss at Dallas by veteran 2000 free agent signee Scott Mitchell. Prior to the season, the Bengals on June 1 released HB Ki-Jana Carter, their injury-plagued 1995 top draft pick. On July 20, Cincinnati released WR Carl Pickens. Pickens' departure had left Darnay Scott as the No. 1 wideout, but Scott suffered a broken leg in training camp and missed the entire season.

2001

The Bengals got off to a 4-3 start in Dick LeBeau's first full season as head coach, but they did not win again until the final two games, finishing 6-10. The defense finished No. 9 in the NFL, but the offense ranked 23rd. The early season was played amidst the tragedy of the Sept. 11 terrorist attacks in New York and Washington D.C. All of the NFL's Week 2 games, scheduled for Sept. 16-17, were postponed until the first weekend in January, the weekend after the regular season had been scheduled to end. The Bengals resumed play on Sept. 23, moving to 2-0 with a win over Baltimore at Paul Brown Stadium, and by that time stadium security procedures had been strengthened, including a ban on "coolers, backpacks and oversize purses." Also, the Federal Aviation Administration moved to ban aircraft from operating within three miles of outdoor venues with events in progress. Free agent signee Jon Kitna took over as the starting QB, winning a training camp battle with Scott Mitchell and Akili Smith. The '01 season featured the Bengals' first visit to Pittsburgh's new Heinz Field, on Oct. 7.

On Oct. 28 at Detroit, a 31-27 Bengals win featured a 96-yard TD run by HB Corey Dillon, which stands through 2022 as the longest play from scrimmage in Bengals history. The '01 season was the first for flamboyant WR Chad Johnson, who through 2022 is Cincinnati's all-time leader in receptions (751), receiving yards (10,783) and receiving TDs (66). Johnson, a second-round draft pick from Oregon State, put up only modest rookie numbers, missing four games with a collarbone fracture, but he publicly pleaded with coaches and medical staff to let him come back sooner from the injury, and he promised, "I'm going to make a lot of noise here early."

2002

The Bengals began the season in a new division, the AFC North, as the NFL realigned into eight four-team divisions. The Bengals were successful in efforts to keep longtime rivals Cleveland and Pittsburgh as division foes, and the Baltimore Ravens completed the four-team lineup. The Bengals entered the season after an encouraging 2001 finish. But despite some noteworthy individual performances, the team sunk to the worst record (2-14) in franchise history. The team was hit hard by injuries, losing the league's second-highest number of games by starters. The offense got off to a very slow start with free agent signee Gus Frerotte at QB. The offense perked up noticeably after the 2001 starter, Jon Kitna, returned to the No. 1 QB role. For the first time since 1989, Cincinnati had a 3000-yard passer (Kitna), a 1000-yard rusher (Corey Dillon) and a 1000-yard receiver (Chad Johnson). On Nov. 10 at Baltimore, Johnson had the first of his 31 games of 100 receiving yards, second-most in team history (seven catches, 110 yards). On Oct. 27 vs. Tennessee, Dillon raised his Bengals career rushing total to 6542 yards, passing James Brooks (6447) into the all-time franchise lead that he still holds through 2022 with 8061 yards. The Bengals set a then team record (since broken) for pass completions with 350. But the team was 0-7 before getting a win at expansion Houston. The defense was inconsistent, and with nine TDs allowed on special teams or by the offense, the Bengals as a team allowed the second-most points (456) in club history. On Dec. 30, it was announced that head coach Dick LeBeau would not be retained for 2003.

2003

The Bengals launched a new era on Jan. 14, when Marvin Lewis was hired as the ninth head coach in franchise history. "We've turned over a new leaf," said Bengals president Mike Brown. Lewis went on to coach a franchise-record 16 seasons with the Bengals and became the team's all-time leader in wins (131). At the time of his hiring, Lewis was the eighth African-American to be named an NFL head coach. Architect of the Baltimore Ravens' record-setting Super Bowl defense in 2000, Lewis received a broad mandate from Bengals ownership to implement his program, and the team finished 8-8, six games better than the 2-14 Bengals of 2002. Though the Bengals missed the playoffs — eliminated on the final weekend of the season — their six-game improvement was the biggest of any NFL team from '02 to '03. It was also the second-biggest one-year improvement in Bengals history. Lewis finished second to Bill Belichick, coach of the World Champion New England Patriots, in Associated Press voting for NFL Coach of the Year. The season included the four largest pro sports crowds in Cincinnati history (to that time), topped by 65,362 on Dec. 28 vs. Cleveland, and the highlight game was a 24-19 win on Nov. 16 over an unbeaten (9-0) Kansas City team. The Chiefs game started what would be a Bengals-record streak of 57 consecutive home sellouts in regular season and postseason. WR Chad Johnson, who led the AFC with 1355 receiving yards, signed a five-year contract extension in November. Prior to the season, the Bengals had the No. 1 overall pick in the NFL Draft for the third time in team history, and the club chose Southern California QB Carson Palmer. Palmer was signed on April 24, just before the actual draft, as the Bengals took the option to execute an early signing. Palmer did not play as a rookie, as veteran Jon Kitna was the only NFL QB to play every offensive snap for his team, but Palmer would go on to set numerous Bengals passing records, beginning his playing career in 2004. QB Akili Smith, an unsuccessful first-round QB choice in 1999, was released on June 2. In an ironic twist for longtime Bengals followers, the club prior to the season hired Ricky Hunley as LBs coach. Hunley was a Bengals first-round draft choice as a player (LB) in 1984, but he never signed with Cincinnati, staging the longest holdout in team history before being traded to Denver on Oct. 9, 1984.

2004

In their second season under head coach Marvin Lewis, the Bengals continued their rebuilding process, posting a second straight 8-8 record. All eight regular-season games at Paul Brown Stadium were sellouts — the first sold-out

regular season since 1992 at Riverfront Stadium — and the total regular-season attendance of 524,248 put the team over the half-million mark for the first time. The team's break-even finish was a creditable performance, given that injuries were severe (18 players were placed on season-ending medical reserve lists) and that second-year QB Carson Palmer was seeing his first NFL playing time. Palmer, the 2003 first overall NFL draft pick, had not played as a rookie while backing up Jon Kitna. Palmer started the first 13 games before missing the final three with a knee strain. HB Rudi Johnson rushed for a then club-record 1454 yards (a mark he broke the following season), and the team had four players named to the Pro Bowl, its highest total since 1990. The Pro Bowl quartet was Rudi Johnson, WR Chad Johnson, OT Willie Anderson and CB Tory James. K Shayne Graham set a then club record (since broken) with 122 points. Home games were played on a new, synthetic FieldTurf surface, on which installation was complete in early July. PBS had grass fields from 2000-03, but durability and maintenance issues dictated a switch. The team also made its first significant uniform change since 1981. The signature striped helmet was not changed, but the jersey design was modernized, black pants were added as a regular option to white pants, and a special-occasion orange jersey was added for up to two games per year. The team wore orange jerseys for the first time in franchise history in a 26-3 win vs. Dallas on Nov. 7. On Nov. 28, the Bengals played in what remains through 2022 as the second-highest scoring game in NFL history, a 58-48 home win over Cleveland (106 total points). The game stands through 2022 as the only one in which the Bengals have scored in double figures in all four quarters (14-13-14-17). Prior to the season, HB Corey Dillon, the club's all-time rushing yards leader, was traded to New England for a second-round 2005 draft choice (Bengals chose S Madiou Williams).

2005

In head coach Marvin Lewis' third season, the Bengals returned to the playoffs, winning the AFC North Division title with an 11-5 record. But Cincinnati lost 31-17 to Pittsburgh in a Wild Card round playoff game, the first postseason game at Paul Brown Stadium, and QB Carson Palmer's postseason was regrettably short. Palmer, who posted a 101.1 regular-season passer rating, a Bengals record at the time (since broken), was lost to a serious knee injury on the club's second offensive snap in the playoff game, downed by former Bengal Kimo von Oelhoffen. On the play, Palmer had launched a 66-yard completion to WR Chris Henry. In the regular season, the team won its first four games, including an 88-29 point margin in the first three. The Bengals clinched the division title in Game 14, with a 41-17 victory at Detroit. A number of club individual single-season records were set, including two that still stand through 2022 — 1458 rushing yards by HB Rudi Johnson and 10 INTs by CB Deltha O'Neal. Five Bengals were voted to the Pro Bowl, the largest Cincinnati contingent since the 1989 team placed six. The five were Palmer, O'Neal, OT Willie Anderson, K Shayne Graham and WR Chad Johnson. The season's home crowds included the top four attendance figures in franchise history to that time, headed by 66,104 for the Bengals-Steelers game on Oct. 23. Two notable Bengals "voices" passed away in '05. Phil Samp, the team's radio play-by-play man from 1968-90, died on March 10, and Tom Kinder Sr., the stadium public address announcer from 1968-2004, died on April 10.

2006

For the first time since 1992, the Bengals sold out all games before the season began, and a waiting list was established for new season ticket buyers. The regular-season attendance mark was 527,870, for an average of 65,984, and both the total and the average stood as club records through 2020, prior to the NFL expanding the regular season to 17 games. Also prior to the season, it was also announced that head coach Marvin Lewis had signed a contract extension through 2010. Lewis completed his fourth season by joining Paul Brown as the only Bengals head coaches to go four straight seasons without a losing record, but though the team remained in contention until the final weekend, it missed the '06 playoffs with an 8-8 mark. The Bengals lost their last three games after standing 8-5. A win in either of the two final games could have secured a playoff berth, but Cincinnati lost 24-23 in Game 15 at Denver when an errant PAT snap foiled a chance to force overtime, and the Bengals lost the season finale in overtime vs. Pittsburgh, after record-setting K Shayne Graham missed a 39-yard FG try on the final play of regulation. QB Carson Palmer, sidelined with a major knee injury in the 2005 postseason, made good on his bid to play the full 2006 regular season, starting every game. He set a then club record (since broken) with 4035 passing yards, and he boldfaced his status as the cornerstone of the roster by winning the Most Valuable Player Award in the Pro Bowl on Feb. 10, 2007. He stands through 2022 as the only Bengal to win the award. The season was a particularly notable one for flamboyant WR Chad

Johnson. In March, NFL owners voted to clamp down on player end-zone celebrations, an art that Johnson had been increasingly expanding in production value. In April, Johnson was signed to a contract extension through 2011. He was featured on a Sports Illustrated cover in October, and for the season he became the only Bengal (through 2022) to lead the NFL in receiving yards, with 1369. Johnson set a then Bengals single-game record (since broken) with 260 receiving yards on Nov. 12 vs. San Diego, and with 190 the next week at New Orleans, he set a then NFL record for receiving yards in consecutive games (450). Also in '06, Johnson became the first player to lead the AFC or NFC in receiving yards for a fourth consecutive season. In February, federal judge S. Arthur Spiegel dismissed a Hamilton County lawsuit against the Bengals regarding the Paul Brown Stadium lease, ending two years of legal disputes. In March, the Bengals and Buffalo Bills were the only NFL teams to vote against a new Collective Bargaining Agreement with the players, deeming it unsound, and as time would pass, numerous owners and analysts would in hindsight praise the Cincinnati-Buffalo stance. The 2006 agreement, in some views, ultimately led to the conditions that caused a lockout of players from March through July of 2011. The Bengals in '06 were among a number of teams responding to concerns about rowdy fan behavior at NFL games. The club installed and staffed a "Jerk Line" that fans could call during games to report problems. LB David Pollack, Cincinnati's top draft choice in 2005, suffered what would prove to be a career-ending neck fracture in the home opener vs. Cleveland. Pollack was never paralyzed and made a full recovery, but after some consideration of a comeback, he ultimately decided against it and moved into a successful career as a sports broadcaster.

2007

In a Harris Interactive survey released in February, Paul Brown Stadium was the only football stadium to make a list of "America's Favorite 150 Buildings and Structures." PBS ranked 101st on the list, whose range included all manner of major structures, including skyscrapers, museums, churches, hotels and even bridges. (The Empire State Building ranked first). Among all sports venues, only Wrigley Field (31) and the old Yankee Stadium (84) ranked higher than PBS. For the second straight season, the Bengals sold out all games before the season began. The team entered the season with high expectations, with its first two home games selected for ESPN Monday Night Football. But the season's first half ended with a disappointing 2-6 record, and a second-half rally lifted the club only to 7-9, the first losing season for head coach Marvin Lewis. WR T.J. Houshmandzadeh tied for the league receptions title (112), becoming the only Bengal ever to gain a share of the league lead, and setting a Bengals record which still stands through 2022. WR Chad Johnson broke his own team receiving yards record (since broken) with 1440, and K Shayne Graham set two records which still stand through 2022 — season field-goal percentage (91.2 on 31-of-34) and FGs in a game (seven). Graham was seven-for-seven on Nov. 11 at Baltimore, scoring all of Cincinnati's points in a 21-7 win. On Sept. 16 at Cleveland, QB Carson Palmer set a Bengals game record (still standing through 2022) with six TD passes, but the Bengals lost in a 51-45 shootout to the underdog Browns, starting a four-game losing streak that followed a season opening Monday night win vs. Baltimore. On Oct. 28 vs. Pittsburgh, the team established a then franchise record for single-game attendance, a figure of 66,188 — a mark which still stands through 2022 as the sixth highest figure on the Bengals' all-time single-game list.

2008

With a club-record 23 players sent to the Reserve/Injured list, the Bengals struggled to a 4-11-1 finish. And that list of 23 did not include the biggest missing name, QB Carson Palmer, who stayed on the roster all season but played in only four games due to an elbow injury. Ryan Fitzpatrick replaced Palmer at QB. The team partly salvaged the season, going 4-3-1 in the campaign's second half, but that was after an 0-8 start. Though the offense was near record lows in many statistical categories, the defense was promising under new coordinator Mike Zimmer, rising to a No. 12 NFL yardage ranking, the team's best since 2001. For the third straight year, all home games were declared sold out before the season began. The Bengals' 13-13 tie on Nov. 16 vs. Philadelphia was the NFL's first deadlock since 2002, and some players on both teams would admit that they had been expecting the contest to continue when the 15-minute overtime ended scoreless, not realizing that NFL games still could end in ties. It was the first overtime tie in Bengals history. The Bengals had played one other tie previously, at Houston in 1969, but that game went just the regulation four quarters, as

overtime was not yet in the rules. On Aug. 29, star WR Chad Johnson legally changed his name to Chad Ochocinco, a Spanish reference to his uniform number (85). But he was not permitted to have the new name on his jersey until 2009, after he had fulfilled contractual obligations regarding the purchase of existing licensed "Johnson" merchandise. In 2012, while with the Miami Dolphins, Ochocinco would change his name back to Johnson, and the league subsequently determined that in all future references in league material, the player would be known as Johnson, regardless of the year involved. The 2008 preseason ended with dramatic final cuts, as those released included three Bengals with six Pro Bowls among them — OT Willie Anderson, HB Rudi Johnson and CB Deltha O'Neal. On May 19, the Bengals waived talented but troubled LB Odell Thurman, who had been a rookie sensation in 2005. Thurman had not played in 2006 or '07, suspended by the NFL for various behavior issues, and on May 19 Bengals coach Marvin Lewis said the team "had not seen the right steps taken" by Thurman to justify another chance to play for Cincinnati. Thurman would not play again anywhere in the NFL.

2009

Rebounding from the disappointment of injury-plagued 2008, the Bengals won their second division championship under coach Marvin Lewis, finishing with a 10-6 record. Their march to the AFC North title included a 6-0 mark in division games, marking the only time in franchise history (through 2022) for Cincinnati to sweep its division opponents. The Bengals were eliminated in the first round of the playoffs, however, losing 24-14 to the visiting N.Y. Jets, who went on to reach the AFC Championship Game. The Bengals weathered tragedy en route to the title. On Oct. 8, Vikki Zimmer, wife for 27 years to Bengals defensive coordinator Mike Zimmer, died unexpectedly in Cincinnati. And on Dec. 17, WR Chris Henry died in North Carolina from injuries suffered in a Dec. 16 fall from a moving pickup truck. Henry was not with the team at the time, recuperating from a forearm fracture suffered Nov. 8 vs. Baltimore. The Bengals chartered a plane for the entire team to attend Henry's funeral in New Orleans on Dec. 22, and NFL Commissioner Roger Goodell also attended. On the field in '09, the Bengals were led by their defense, which continued rapid improvement under coordinator Zimmer. The Bengals finished fourth in the NFL in fewest yards allowed (301.4 per game). The team suffered a stunning home loss to Denver in the season opener, on a wildly improbable late play, but Cincinnati rebounded to win its next four. The Bengals led Denver 7-6 with less than a minute left, but the Broncos won 12-7 on an 87-yard TD pass that was deflected by the Bengals defense to Denver's Brandon Stokley, who was not the intended receiver. The play stands through 2022 as the NFL's longest game-winning TD play from scrimmage in the final minute of the fourth quarter. On Oct. 4, Shayne Graham's 31-yard FG beat the Browns 23-20 in the longest Bengals game not to end in a tie. Graham's winning kick came with :04 remaining in overtime. On Oct. 25 vs. Chicago, Bengals HB Cedric Benson vaulted into the NFL rushing lead with a 189-yard game against Chicago, the team with which he had debuted unsuccessfully as a high first-round draft choice. The Bengals won 45-10 in a game nicknamed the "Benson Bowl," and NFL Network reported that Benson's rushing total was the most by a player against his former team in league history, with research going back to 1950. Long known for his mischievous on-field antics, WR Chad Johnson logged his last significant zany move as a Bengal on Nov. 8 vs. Baltimore, when he playfully offered a dollar bill to the officiating crew as they were discussing a ruling. The NFL was not amused, and Johnson was fined \$20,000. In Games 10-12, for the only time in franchise history (through 2022), the Bengals got 100-yard rushing games from three different players in a span of three games (Bernard Scott at Oakland, Larry Johnson vs. Cleveland and Cedric Benson vs. Detroit). It was the first such instance in the NFL since 1993. Benson set a Bengals individual record (still stands through 2022) for 100-yard rushing games in a season (six), and the club set a team record (still stands through '22) with eight individual 100-yard rushers.

2010

Following a 2009 division championship, the team never jelled despite having veteran talent, including that of high-profile free agent WR Terrell Owens. After a 2-1 start, the Bengals tied a dubious team one-season record by losing 10 in a row. Wins in two of the last three games did little to ease the dissatisfaction. Head coach Marvin Lewis ended the season with an expired contract, but two days after the season finale, it was announced that Lewis had signed to return for a then franchise-record ninth season in 2011, a wise move given that the next five Bengals teams would make the playoffs. In '10, Owens and WR Chad Johnson combined for 139 receptions for 1814 yards and 13 TDs, and Cedric Benson rushed for 1111 yards while Carson Palmer passed for 3970.

But the team could not deliver in the clutch. Opponents scored eight TDs on returns (INTs, fumbles, kicks), and the Bengals were minus-eight in turnover differential. Injuries played a part, as the Bengals were forced to place 17 players on the Reserve/Injured list, and nine were veteran defensive players who would have started or seen significant action if healthy. The season was the last one in stripes for Chad Johnson, who completed the year with franchise career records (still standing through 2022) for receptions (751), receiving yards (10,783) and receiving TDs (66). The club logged a franchise-record 57th consecutive sellout (regular and postseason) for a Monday night game on Nov. 8 vs. Pittsburgh, but the streak ended when the Nov. 21 Buffalo game failed to sell out. The Bengals played five preseason games, their most since 1988, as the club was selected to open the NFL preseason against Dallas in the Pro Football Hall of Fame Game on Aug. 8 at Canton, Ohio. On Aug. 7, former Bengals assistant coach and head coach Dick LeBeau was inducted into the Hall of Fame. LeBeau, who spent 18 years on the Cincinnati coaching staff, also had a stellar playing career as a DB with the Detroit Lions, and after leaving Cincinnati he became a successful defensive coordinator with Pittsburgh.

2011

Shortly after re-signing for a then Bengals-record ninth season as head coach, Marvin Lewis had a message for Bengals fans upset over the 2010 team's 4-12 record. "I will fix us," Lewis pledged, and the record would bear him out. Lewis led a young team — the AFC's youngest as of Week 1 — to a 9-7 record and a Wild Card playoff berth. Cincinnati lost at Houston in the Wild Card game. The young Bengals squad was not able to work with the coaching staff until late July, due to a player lockout over labor issues that had begun in March. The lockout ended just as training camps were due to open, with the announcement of a new NFL Collective Bargaining Agreement. But Cincinnati's players had staged numerous workouts on their own during the lockout, and two veteran leaders — DT Domata Peko and OT Andrew Whitworth — were accorded great credit for helping the team hang together in preparation for its surprise season. The Bengals defied widespread last-place predictions from preseason analysts by putting new offensive pieces together quickly. Working in the scheme of new offensive coordinator Jay Gruden, the club's top two draft picks — WR A.J. Green and QB Andy Dalton — became the first rookie QB-WR duo in NFL history to make the Pro Bowl. K Mike Nugent, from nearby Centerville, Ohio, set club single-season records (still standing through 2022) for points (132) and FGs (33). The defense, in its fourth season under coordinator Mike Zimmer, ranked seventh in the NFL. DT Geno Atkins, a fourth-round 2010 draft pick, began emerging as one of the best draft steals in franchise history, tying for the NFL lead in sacks (7.5) among interior linemen and earning his first Pro Bowl berth. Dalton's success at QB led to the Bengals trading holdout veteran QB Carson Palmer to Oakland on Oct. 18, and Cincinnati received Oakland's first-round 2012 draft choice and second-round '13 draft choice. The picks were used on CB Dre Kirkpatrick (2012) and HB Giovani Bernard (2013). On July 29, the Bengals traded talented but problematic Chad Johnson, their all-time leader in receptions (751) and receiving yards (10,783), to New England for a fifth-round and a sixth-round draft choice. Cincinnati used the picks to draft WRs Marvin Jones (2012) and Cobi Hamilton (2013). Johnson would make only 15 more NFL catches, released by New England in June of 2012 and released by Miami the following August. Lewis closed the year with 69 career victories, passing Sam Wyche (64) for most by a Bengals head coach. Through 2010, Lewis had been tied with Wyche and Paul Brown for most seasons as Bengals head coach (eight).

2012

The Bengals brought training camp to downtown Cincinnati, holding camp at the club's home facility for the first time. The team had trained for 29 seasons at Wilmington (Ohio) College and for the next 15 at Georgetown (Ky.) College. Changes in the NFL's Collective Bargaining Agreement helped drive the change, as the Bengals joined a majority of NFL teams which had switched to their home bases. With the new CBA reducing the amount of time players could be on the practice field, it was thought that their increased non-field time could be much better used at Paul Brown Stadium, where medical and classroom facilities were far superior to any remote camp site. Plans for a second straight playoff season seemed to have gone awry when the team lost four straight after a 3-1 start, standing 3-5 at the season's halfway point. But the Bengals stormed back to go 7-1 in the second half and clinched a Wild Card postseason berth with a 10-6 record. The only loss in the final eight games came by one point, 20-19 to Dallas, on a Cowboys FG at the final gun. Of 131 NFL teams to post 3-5 starts between

1990-2012, the Bengals were one of only nine to reach the playoffs, and the 7-1 finish tied the 1981 Super Bowl team for the club's best second-half record (since broken) in a 16-game season. Cincinnati lost at Houston in the first round of the playoffs for the second straight year, but it was the first time for the Bengals to reach postseason two years in a row since 1981-82. The Bengals clinched their playoff berth with a 13-10 win at Pittsburgh in Game 15, at the same time eliminating the rival Steelers from contention. CB Leon Hall got the only Bengals TD against the Steelers, on a 17-yard INT return. The defense ranked sixth in the NFL in fewest yards allowed (319.7 per game) and set a team-record (still stands through 2022) with 51 sacks (though the 1976 team, in a 14-game season, had a higher average of sacks per game). All-Pro DT Geno Atkins led the sack parade with 12.5, third-most in club history and most on the season by a margin of 4.5 among NFL interior linemen. WR A.J. Green scored at least one TD in nine straight games (Games 2-10) in one season, which no other Bengal has done before or since (through 2022). At the time, he became only the second NFL player in a 48-year span to have at least one receiving TD in nine straight games in a season, joining Hall of Famer Jerry Rice. P Kevin Huber posted averages of 46.6 gross and 42.0 net, club records (since broken) at the time. New technology lessened the need of the 2012 team for notebooks and attention to bulletin boards, as the Bengals became one of the first NFL clubs to issue players tablets, for easy distribution of schedules, video and other key information. Shortly after the season, Bengals RBs coach Jim Anderson announced his retirement. Anderson had joined the Bengals staff in 1984, and his 29 seasons stand through 2022 as a franchise record for most total seasons on the Cincinnati coaching staff. During his last six seasons, Anderson had the most consecutive years with his team of any position coach in the NFL.

2013

Coach Marvin Lewis led the Bengals to their third straight playoff berth — a franchise first at the time. Cincinnati won its third AFC North Division title under Lewis, posting an 11-5 record and clinching the crown with a 42-14 rout of Minnesota in Game 15. The Bengals went 8-0 at home for the second time in club history (also 1988), and they were among only five NFL clubs to reach the postseason each year from 2011-13. They were in the postseason for the fourth time in five years, among only six teams to qualify four or more times in that span. For the third straight season, however, the playoffs ended all too soon for Cincinnati, as San Diego prevailed 27-10 in a first round game at Paul Brown Stadium. The 2013 team played three overtime games, most in a season in franchise history. They won the first OT contest, but lost in OT in consecutive weeks in Games 9 and 10. It was the first time in franchise history for the team to play two straight OT games. The consecutive losses dropped the team's record to 6-4, but Lewis' club closed the season with five wins in the last six games. QB Andy Dalton set franchise records (since broken) for passing yards (4293) and TD passes in a season (33), and he became one of only five QBs in NFL history to pilot a playoff club in his first three seasons in the league. WR A.J. Green was named to the Pro Bowl for the third time in his three-year career, and he set club records (still standing through 2022) for most 100-yard receiving games in a season (six) and most consecutive 100-yard receiving games (five). Second-year WR Marvin Jones also posted a club mark (still stands) for most TD receptions in a game with four in Game 8 vs. the N.Y. Jets. Jones accomplished his feat in the franchise's 700th regular-season game. Green (11) and Jones (10) became the first Bengals duo to each hit double figures in TD catches in a season. Marvin Lewis earned a "coaching-tree" after the season when, in an NFL rarity, each of his coordinators signed as NFL head coaches. Offensive coordinator Jay Gruden went to Washington, and defensive boss Mike Zimmer went to Minnesota. Also in the TV realm, the Bengals in 2013 agreed for the second time in five years to be featured during preseason on the all-access HBO series, "Hard Knocks." The club allowed virtually unfettered access to team activities to crews from NFL Films. Though many NFL clubs have shied from invitations to be a Hard Knocks team, the Bengals won the AFC North title for the second straight time after doing the show, as they also won after doing Hard Knocks in 2009.

2014

Head coach Marvin Lewis led the Bengals to a 10-5-1 record and a Wild Card playoff berth, and to new heights in terms of consistent success for the franchise. Lewis had the team in postseason for the then-record fourth straight year, and the team established what was then a new club mark with a third straight season of double-digit wins (both marks since broken). The season ended when an injury-depleted team lost 26-10 at Indianapolis in a Wild Card playoff game, but the Bengals stood as one of only four NFL teams to have made the playoffs four straight years. Lewis' club record for head coaching

victories was extended to 100 in the season's final win, a Monday night playoff clincher in Week 16 vs. Denver. The Bengals tied a franchise record with four regular-season games in prime time on national TV. WR A.J. Green was voted to a fourth straight Pro Bowl, joining WR Isaac Curtis as the only Bengals selected in each of their first four seasons, and CB Adam Jones became the first Bengal to win an NFL kickoff return title, averaging a franchise-record 31.26 yards. In the year's biggest off-field story, DT Devon Still touched hearts across the nation with his openness regarding his daughter Leah being diagnosed with cancer. The Bengals worked to have sales of Still's No. 75 jersey benefit pediatric cancer research, and nearly 15,000 jerseys were sold to buyers near and far. At the Nov. 6 home game vs. Cleveland, Cincinnati Children's Hospital Medical Center was presented with a check for \$1.3 million. During training camp, the team signed QB Andy Dalton to a six-year contract extension, running through 2020. On April 17, the club continued its leading role in development of the Cincinnati downtown riverfront, announcing an agreement with Hamilton County that helped pave the way for General Electric to bring a major office facility to the emerging Banks neighborhood between Paul Brown Stadium and the Reds' Great American Ball Park. Fans at home games in 2014 enjoyed the benefits of the first state-of-the-art WiFi system throughout PBS.

2015

The Bengals extended their franchise record for consecutive playoff seasons to five and stood as one of only four NFL teams to qualify for those specific five consecutive years. But it was one of the more bittersweet seasons in club history. The team started 8-0, setting a then-franchise record (since tied) for most consecutive wins within a regular season and tying the mark for most consecutive regular-season wins, regardless of seasons. The 12-4 finish tied Cincinnati records for most wins in a season and best winning percentage in a 16-game season. QB Andy Dalton was a huge key to it all, winning the AFC passing title with a Bengals-record (since broken) 106.3 rating. But Dalton suffered a thumb injury in Game 13 vs. Pittsburgh and missed the remainder of the campaign, including a dramatic 18-16 loss to Pittsburgh in the first round of the playoffs. Backup QB AJ McCarron, who went 2-1 as a starter in the last three regular season games, rallied the Bengals in the playoff game from a 15-0 deficit after three quarters to a 16-15 lead with 1:50 to play. But the Steelers came back for a winning FG after recovering a fumble by Bengals HB Jeremy Hill deep in Pittsburgh territory. The Bengals' 2015 accomplishments also included a No. 2 NFL finish in scoring defense (17.4), the highest in club history. The club's most singular game accomplishment came Oct. 11 vs. Seattle, when the Bengals overcame a 17-point fourth-quarter deficit (24-7) to win 27-24 in overtime. The last time any NFL team had won a regular season or postseason game after trailing by 17 in the fourth quarter had been Week 15 of 2010, and Cincinnati's win ended a streak of 427 consecutive games in which teams trailing by 17-plus in the fourth quarter had lost. By the end of the postseason, the game stood as the only win for such a trailing team in the previous 536 instances.

2016

For the first time in six seasons, the Bengals missed the playoffs, and their 6-9-1 record came with plenty of reason to think what else might have been. Cincinnati's last five losses came by a total of 16 points, and a general lack of production in the fourth quarter was highlighted by the team suffering from crucial missed place kicks as no Bengals team had suffered in recent years. Injuries also were a worse-than-usual factor, but head coach Marvin Lewis said simply, "Your record is what you earn. We have to do a better job in so many ways (in 2017)." The most notable injury was a hamstring strain that cost WR A.J. Green all but two snaps of the last seven games. Through nine games, Green's totals of 66 receptions and 964 yards had him on pace to set club season records in both categories by wide margins. DE Carlos Dunlap had a remarkable 15 passes defensed, leading the team by five in becoming the first DL to lead the team in the category, and Dunlap led all NFL defensive linemen by seven. DE Geno Atkins led all NFL interior linemen in sacks (nine), claiming at least a piece of that crown for the fourth time in his seven seasons. Green, Dunlap and Atkins were among five Bengals in the Pro Bowl, joined also by QB Andy Dalton and OT Andrew Whitworth. The Bengals took part for the first time in the NFL's International Series, playing Washington to a 27-all tie on Oct. 30 at London's Wembley Stadium. The Bengals officially were named the home team in the game, as the team played only seven games at Paul Brown Stadium, but it was the first regular-season game in franchise history played at a neutral site. The tie against Washington was notable because it was Cincinnati's third tie in nine seasons (2008-16). Only eight other NFL teams played even one tie in that span, with the remaining 23 playing none. A notable statistic for the

season was rookie WR Alex Erickson, a college free agent signee from Wisconsin, leading the AFC with a 27.9-yard kickoff return average, second-highest in team history.

2017

The Bengals in 2017 celebrated their 50th season by creating a commemorative 50th logo for team uniforms and apparel, introducing special signage throughout the stadium and the city, and honoring Bengals legends at halftime of each home game. On the field, the Bengals finished the season in third place of the AFC North Division at 7-9 and missed the playoffs for the second consecutive year. The offense failed to score a TD in the team's first two games, which included a 20-0 shutout at home in the opener vs. Baltimore and 13-9 loss to Houston on national TV on Thursday Night Football. Offensive coordinator Ken Zampese was fired on Sept. 15, and QBs coach Bill Lazor was named as his replacement. Despite the adjustment, the Bengals ended the season ranked last in the NFL in total offense, averaging just 280.5 yards per game. The team allowed 40 sacks and produced just a 3.6-yard average per rush. The Bengals' defense was on the field for 184 more plays than the offense (1146 to 962), the equivalent of nearly three extra games of action. That perhaps contributed to additional injuries to defensive players, as the Bengals relied heavily upon backups as the season progressed. The defense, which ranked No. 2 in the NFL through Week 6, fell to No. 18 by the end of the season. After a 33-7 loss vs. Chicago in Week 14 and a 34-7 loss at Minnesota in Week 15 dropped their record to 5-9, the Bengals rebounded to win their final two games of the season and knock both of their opponents — Detroit and Baltimore — out of playoff contention. The Bengals' win in the season finale came in dramatic fashion, as the team stunned the Ravens at Baltimore with a knockout TD in the final minute to eliminate the Ravens from the playoffs. QB Andy Dalton hit WR Tyler Boyd for a 49-yard score on fourth down with 44 seconds left to give the Bengals the win. The win helped elevate Buffalo to the playoffs for the first time since 1999, and Bills fans showed their appreciation of Dalton's last-minute heroics by donating heavily to his charity. Bills backers made a large number of \$17 contributions (\$1 for each of the 17 consecutive non-playoff seasons for the Bills), and in the end, more than \$450,000 in donations were made to the Andy and Jordan Dalton Foundation. LB Carl Lawson led all NFL rookies in sacks (8.5) in 2017, and DT Geno Atkins led all NFL interior linemen in sacks (nine). Bengals co-founder Pete Brown, 74, died on Dec. 12. Brown, who was senior vice president of player personnel, had worked in the mid-1960s with his father, Paul, and brother, Mike, to bring pro football to Cincinnati. Two days after the season ended, Bengals head coach Marvin Lewis signed a two-year extension through 2019. Offensive line coach Paul Alexander, the second-longest tenured assistant in Bengals history at 24 seasons, departed for the Dallas Cowboys after his contract was not renewed by Cincinnati.

2018

The Bengals raced to a 4-1 start and stood 5-3 at the mid-way point of the season, but a 1-7 finish left them with a 6-10 final record and last-place finish in the AFC North. The season was marred by a wave of injuries that crippled the team. Of the 53 players on the roster for the regular-season opener at Indianapolis, 22 missed at least two games due to injury. Fourteen of those 22 players ended the season on Reserve/Injured, including starters QB Andy Dalton, WR A.J. Green, WR Tyler Boyd and TE Tyler Eifert, as well as other major contributors, including DE Carl Lawson and TE Tyler Kroft. Cincinnati's defense struggled from the outset, and through nine games was allowing a league-worst 454.6 net yards per game, which at the time was on pace to set an NFL record for yards allowed in a season. The Bengals fired first-year defensive coordinator Teryl Austin on Nov. 12, the day after a 51-14 home loss to New Orleans, and head coach Marvin Lewis assumed defensive coordinator duties for the season's final seven games. The Bengals' defense showed improvement under Lewis, but still finished last in the NFL at 413.6 net yards allowed per game. Second-year HB Joe Mixon rushed for 1168 yards and became the first Bengal ever to lead the AFC in rushing in a season (though RB Paul Robinson led the AFL in rushing in 1968). Boyd enjoyed a breakout season, and his 1028 receiving yards made him the first Bengal other than Green to hit the century mark in 10 seasons (Chad Johnson, 2009). On Oct. 7 vs. Miami, Green's 112 receiving yards gave him his 32nd 100-yard game, passing WR Chad Johnson (31) for most in team history. Rookie S Jessie Bates III totaled a team-best 111 tackles on defense, making him only the sixth Bengals rookie ever to lead the team in tackles. On Dec. 31, the day after the season finale, the Bengals and head coach Marvin Lewis mutually decided to part ways after 16 seasons. Lewis ended his career with a 131-122-3 regular season record (131-129-3 including postseason). His total of 131 career victories is the most in team history and at the time ranked tied for 24th in NFL history.

2019

On Feb. 4, the Bengals hired L.A. Rams quarterbacks coach Zac Taylor as Cincinnati's 10th head coach. His first season was marked by injuries to key players and early-season team struggles which led to a franchise-worst 0-11 start. The Bengals finished the year at 2-14, which through 2022 matched the worst record in team history (the 2002 club also finished 2-14). Cincinnati's hopes for success took three significant hits before the end of the first preseason game. Rookie OT Jonah Williams, the Bengals' first-round pick who had been slated to start at LOT, was lost for the season in June OTAs due to a shoulder injury. Then on July 27, in the team's first training camp practice, which was held at Welcome Stadium in Dayton as part of the NFL's 100th season celebration, perennial All-Pro WR A.J. Green went down with an ankle injury that ended up costing him the entire season. Making matters worse, OT Cordy Glenn, who was to replace Williams at LOT, suffered a concussion in the preseason opener at Kansas City and did not return to game action until late November. After the team had progressed to an 0-8 start, Taylor announced during the team's bye week that he would be benching longtime starting QB Andy Dalton in favor of rookie Ryan Finley. The experiment turned out to be short-lived, as Cincinnati's offense managed just 33 points over the next three games (all losses). Dalton returned to the starting role on Dec. 1 vs. the N.Y. Jets and led the Bengals to their first win of the season. During that game, Dalton passed Ken Anderson for most career completions and TD passes in team history (Anderson had 2654 completions and 197 TD passes). Cincinnati secured the No. 1 overall pick in the 2020 NFL Draft with a Dec. 22 loss at Miami, but the game will perhaps be remembered most for the Bengals' dramatic 23-point fourth-quarter comeback that featured 16 points in the final 29 seconds to force OT. The game also included a 57-yard FG from K Randy Bullock, which still is tied through 2022 for third longest in team history. Though the season overall was marred by injuries and poor on-field performance, the Bengals did find a bright spot with S Brandon Wilson, who in his first year as full-time kickoff returner averaged an NFL-best 31.25 yards per return. Cincinnati wrapped up its season with a convincing 33-23 win over Cleveland at Paul Brown Stadium. After that contest, fans lined the stands surrounding the Bengals' tunnel and chanted Dalton's name as he exited the field from what was believed to be his final game with the team.

2020

On March 13, the Bengals joined most other NFL teams by announcing that their facility would close the following week due to the COVID-19 pandemic and that employees would be working remotely. As the pandemic continued to spread throughout the country and states began widespread shutdowns of businesses deemed "non-essential," the NFL soon mandated that all teams' facilities — no matter their location — remain closed until further notice. As a result, the entire NFL offseason program — everything between voluntary workouts in April and mandatory minicamp in June — was conducted online, as sports leagues in the U.S. remained shut down until mid-summer. The 2020 NFL Draft was held virtually, and the Bengals selected Louisiana State QB and Athens, Ohio-native Joe Burrow with the No. 1 overall pick in the NFL's first-ever virtual draft. A few days later, the Bengals released Andy Dalton, the team's starting QB the previous nine seasons (2011-19), signaling the official shift to Burrow, who arrived with much fan anticipation after having arguably the greatest season ever by a college QB (he set numerous SEC and NCAA records, won the Heisman Trophy by the largest margin in its 85-year history and led LSU to an undefeated season and national championship). The Bengals welcomed a limited number of employees back into the office on May 20, after a more than two-month closure of the facility. Numerous precautions were put into place and maintained for the rest of the year, such as the mandatory wearing of facemasks and the social distancing of workspaces. The NFL and NFLPA reached an agreement late in July regarding COVID-19 protocols for the season, and players began reporting to team facilities for pre-training camp physicals the last week of July. Full training camp practices didn't begin until mid-August, and the NFL and NFLPA eventually agreed to cancel all preseason games as a precaution. The league and the union also agreed to test for COVID-19 among players, coaches and select football staff each day at team facilities. Additionally, everyone in the testing protocol was required to wear an electronic tracker at all times while at team facilities, which would trace and identify all persons in close contact with any individual who tested positive. Some NFL states/cities permitted a limited number of fans to attend games, while others did not allow fans at all. The Bengals opened their season at home against the L.A. Chargers in the first and only NFL game ever held in Cincinnati without fans. The team did so to comply with an order from the State of Ohio to limit mass gatherings, however that order was later loosened, and the Bengals hosted between 6000 and 11,000 fans at

their seven remaining home games. The Bengals struggled to a 4-11-1 record in 2020, though Burrow was among the team's bright spots as he got off to one of the most productive statistical starts to a career by a QB in league history. He had been on pace to smash several team and NFL rookie records, but in Game 10, Nov. 22 at Washington he suffered a torn ACL when an offensive lineman fell onto his left knee after a pass attempt. Cincinnati, which at the time had shown signs of a turnaround and was entering a stretch of games against several sub-.500 teams, turned to backup Brandon Allen and finished 2-4 over the final six contests. One of those two late wins, though, was considered among the biggest upsets of the season in the NFL, as third-string QB Ryan Finley filled in for the injured Allen on Monday Night Football and led a double-digit underdog Cincinnati to a 27-17 win over 11-2 Pittsburgh (the win snapped the Bengals' 11-game losing streak against the Steelers). The Bengals parted ways with a longtime veteran when it traded DE Carlos Dunlap to Seattle on Oct. 28. Dunlap had 82.5 career sacks at the time of the trade, just one shy of tying Eddie Edwards' team record (still stands through 2022) of 83.5. As the NFL season moved forward, many NFL teams faced COVID-19 positive tests, outbreaks and policy violations. Cincinnati, however, was among the few which emerged from the 2020 season relatively unscathed. The Bengals went without a single positive test from a player or coach through the first eight weeks of the regular season, and in total only nine players (including four on the practice squad or reserve lists) spent time on the team's Reserve/COVID-19 list at any point due to either a positive test or being deemed a close contact (missing only 15 combined games). Additionally, six Bengals assistant coaches missed a total of nine combined games. Most sports leagues on every level struggled with game cancellations due to the pandemic. In the NFL, numerous contests were postponed to Mondays, Tuesdays or even Wednesdays, while multiple teams lost their bye or were forced to re-arrange their schedule, but NFL guidelines proved effective as all 269 scheduled games (regular season and playoffs) ultimately were played. The Bengals were among the most fortunate teams, as all 16 of their regular-season games were played at their originally scheduled dates and times. For the NFL, the 2020 season marked the end of the league's 43-season run (which began in 1978) of playing a 16-game regular-season schedule.

2021

On the strength of one of the NFL's most talented young rosters, third-year head coach Zac Taylor and the Bengals enjoyed one of the most successful runs in team history, cruising to a 10-7 record, AFC North title, AFC Championship and berth in Super Bowl LVI. It was the second consecutive season played under the shadow of the COVID-19 pandemic, which continued to circle and affect the entire globe. The league's pandemic protocols remained in effect throughout the entirety of the 2021 season, but were loosened for teams and fans who were fully vaccinated (see "COVID-19 creates unprecedented seasons in 2020 and '21" in Miscellaneous Facts and Figures section). On March 30, NFL owners formally voted to increase the number of regular-season games for each team from 16 to 17, the first expansion of the league's schedule since 1978. To make room for the extra games, the league removed one week of preseason, leaving three total preseason games for each team (not including the annual Hall of Fame Game). In April, the Bengals announced the formation of a Ring of Honor to display inside Paul Brown Stadium, with team founder Paul Brown and Pro Football Hall of Famer Anthony Munoz as the first two members, who were later joined by, as voted by season ticket holders, both QB Ken Anderson and CB Ken Riley. The ROH was unveiled to fans during a halftime ceremony of Game 4 vs. Jacksonville. The team also unveiled new team uniforms in April, updating the striping on the various color options of the jersey and pants while keeping the team's iconic helmet design intact. It was the first major uniform change since 2004, and the fourth significant uniform redesign in team history. With regard to the roster, the Bengals assembled a collection of new players who proved to be key in the team's run to the Super Bowl. While the team said goodbye to a number of notable veterans — including two of the most celebrated Bengals ever in DT Geno Atkins (released) and WR A.J. Green (signed with Arizona as a UFA) — it began the new league year actively involved in free agency, signing many significant new players, particularly on defense. That list included DE Trey Hendrickson and DT Larry Ogunjobi, as well as CBs Chidobe Awuzie, Eli Apple and Mike Hilton. In the draft, the team added first-round WR Ja'Marr Chase (fifth overall) and fifth-round K Evan McPherson, who both proved to be key additions that were fundamental to the team's successful season. And via trade, the Bengals also acquired DT B.J. Hill from the N.Y. Giants. Second-year QB Joe Burrow posted team records (still stand through 2022) for passing yards (4611) and passer rating (108.3), as well as a then-team record (since broken) for passing TDs (34), en route to being named the NFL's Comeback Player of the Year. His 525 passing yards on Dec. 26 set a new team record (still

stands through 2022), breaking Boomer Esiason's longtime mark of 490, which was set 31 seasons earlier in 1990. Burrow's primary target was Chase, who had teamed with him in college to win a national championship at Louisiana State University in 2019. Chase put together arguably the top NFL rookie season ever by a WR en route to earning the Associated Press NFL Offensive Rookie of the Year Award. He caught 81 passes for 1455 yards and 13 TDs during the regular season. The receiving yards total established a new team record (still stands through 2022) and at the time was the most ever by an NFL rookie in the Super Bowl era, and his 1734 combined receiving yards in both the regular season and postseason at the time counted as the most ever by an NFL rookie. He set a new team record (still stands through 2022) for most receiving yards in a game with 266 on Jan. 2 vs. Kansas City. With the Bengals, Chase teamed with second-year WR Tee Higgins (74 catches for 1091 yards and six TDs) and sixth-year slot WR Tyler Boyd (67 for 828 and five) to form one of the NFL's most productive receiving trios. Fifth-year HB Joe Mixon proved to be one of the NFL's top RBs, posting career-highs in rushing yardage (1205) and total TDs (16), while seventh-year TE C.J. Uzomah, the longest-tenured Bengal on offense, also had a career season with 49 catches for 493 yards and five TDs. Cincinnati's defense showed significant improvement thanks to the new faces and returning veterans. Hendrickson recorded what was the second-most sacks (14) in team history at the time, while bookend DE and Cincinnati native Sam Hubbard added another 7.5. At NT, DJ Reader returned after his first Bengals season was cut short by injury, and he helped Cincinnati's 2021 run defense improve 24 spots over the '20 squad. Ogunjobi and Hill rotated next to Reader and combined for 12.5 sacks. Second-year pro Logan Wilson made the leap from 2020 rotational player to one of the NFL's top young LBs, leading the team both total tackles (98) and interceptions (four). Wilson's four INTs also tied for the NFL lead among LBs, and counted as the most by a Bengals LB in 16 years. The secondary was led by a pair of team captains at S in Vonn Bell and Jessie Bates III, who combined for three key INTs and a sack during the Bengals' playoff run, while all three of Cincinnati's starting CBs were new to the team in 2021 — Apple, Awuzie and Hilton — and each had a pair of INTs. On special teams, the celebrity of the year was McPherson, a 22-year-old rookie whose leg strength and reliability under pressure turned him into an immediate fan favorite. McPherson's nine FGs of 50 or more yards during the regular season was at the time just one shy of tying the NFL single-season record of 10, and enough to set a new team career record (still stands through 2022). He also became the only kicker in team history to convert three FGs of 50 or more yards in a game, and he hit five game-winning "walk-off" FGs as a rookie, including two in postseason. The Bengals recorded their first postseason victory since the 1990 season when they won a Wild Card Playoff vs. the Las Vegas Raiders. The team followed that win with road victories at the No. 1-seed Tennessee Titans and the No. 2-seed Kansas City Chiefs to win the AFC Championship and secure a berth in Super Bowl LVI. The Super Bowl was played against the L.A. Rams on their home field at SoFi Stadium in Inglewood, Calif., however Cincinnati was listed as the home team. The Bengals fell behind 13-3 early in the second quarter, but closed the gap to take a 17-13 lead on the first play of the second half with a 75-yard TD pass from Burrow to Higgins that counted as the longest play from scrimmage in Bengals postseason history. Cincinnati stretched its lead to seven, but L.A.'s defense stood strong. A TD by WR Cooper Kupp gave the Rams a three-point lead with 1:25 remaining, and the Bengals' attempt to tie or win ended on a fourth-and-one at midfield when Burrow threw an incomplete pass while being tackled. Shortly after the Super Bowl, the NFL and the NFLPA jointly announced that they had suspended all COVID-19 protocols going into the new 2022 league year.

2022

The 2022 offseason included two major facilities announcements for the Bengals. In April, the Cincinnati Planning Commission approved the team's application to build a temporary indoor practice facility southwest of the team's practice fields on the north bank of the Ohio River. Later in October, the team began to regularly utilize the structure, which was named the IEL Indoor Facility (after Cincinnati-based international logistics company and team sponsor Integrity Express Logistics). Then, on Aug. 9, three days prior to the preseason opener, Paul Brown Stadium was re-named Paycor Stadium when the team and Cincinnati-based human capital management company Paycor announced an expanded partnership which included stadium naming rights. Once the regular season started, the defending AFC Champion Bengals put together a second consecutive remarkable season which included a second straight AFC North Division title and a repeat appearance in the AFC Championship. Cincinnati finished the regular season 12-4, tying for the most wins in a season in team history. The team started the season with a 4-4 record heading into November,

and then quickly evolved into one of the hottest teams in the NFL down the stretch. Cincinnati tied a franchise record with eight consecutive victories to close out the regular season, five of which came against teams that qualified for the playoffs the previous year. The Bengals, who during the win streak adopted the mantra "They Gotta Play US," claimed the AFC North crown prior to the regular-season finale. The team proceeded to extend its overall win streak to 10 after postseason wins vs. Baltimore in a Wild Card Playoff and at Buffalo in a Divisional Playoff. As they did after the 2021 season, the Bengals once again traveled to Kansas City to face the Chiefs in the AFC Championship, only this time they came up just short in a 23-20 loss to end the season. The 2022 Bengals offense again was headlined by QB Joe Burrow, who in his third pro season further established himself as one of the league's elite signal callers. Burrow passed for 35 TDs, eclipsing his own team record of 34 set just one year earlier, while also ranking fifth in the NFL in both completions (414, also a team record) and passing yards (4475). He was selected to the Pro Bowl, as was his top target, second-year WR Ja'Marr Chase. Chase led the Bengals in receptions (87), receiving yards (1046) and receiving TDs (nine) during the regular season, despite missing four games due to injury, and he joined former WR A.J. Green as the only players in team history with consecutive 1000-yard receiving seasons to begin their careers. WR Tee Higgins had his second consecutive 1000-yard season with 74 receptions for 1029 yards and seven TDs, while WR Tyler Boyd added another 58 catches for 762 yards and five TDs. HB Joe Mixon totaled 1255 yards from scrimmage (814 rushing and 441 receiving) and nine total TDs. In the team's Game 9 win vs. Carolina, Mixon had a historic performance, rushing for 153 yards on 22 attempts (7.0-yard average) with four TDs, while also catching four passes for 58 yards and a TD. His five total TDs and 30 total points each set Bengals single-game records, and his four rushing scores tied former HB Corey Dillon for the team's single-game mark. Mixon's total of 211 yards from scrimmage also was a personal career high. The performance made him just the sixth player in the Super Bowl era with at least 200 scrimmage yards and five total TDs in a game, and just the third player in the Super Bowl era with at least four rushing TDs and one receiving TD in a game. On defense in 2022, Cincinnati allowed just 20.1 points per game, the sixth-lowest average in the NFL, while it held opposing QBs to a league-low 58.9 completion percentage. The Bengals' defense boasted playmakers on all three levels, led by a line that spearheaded the NFL's seventh-ranked run defense (106.6). DE Trey Hendrickson had a team-leading eight sacks and three FFs to earn his second straight Pro Bowl nod. At LB, Logan Wilson and Germaine Pratt each set a career high in total tackles with 123 and 99, respectively, while also combining for 3.5 sacks and three INTs. The secondary featured a veteran safety duo in Jessie Bates III and Vonn Bell, who each had a career-best four INTs and started all 19 games through the regular and postseason. After starting CB Chidobe Awuzie suffered a season-ending knee injury in Week 8, rookie CB Cam Taylor-Britt stepped in and quickly asserted himself as a foundational piece on the Bengals roster. Taylor-Britt had 55 tackles and six PDs in the regular season, then grabbed his first career INT to seal the team's Divisional Playoff win at Buffalo. Cincinnati's Week 17 home contest against Buffalo was initially postponed and later canceled after Bills S Damar Hamlin suffered cardiac arrest and collapsed on the field at Paycor Stadium early in the game. After receiving immediate emergency attention from the game's medical personnel, Hamlin was taken to a local hospital, where he stayed for one week before returning to a Buffalo medical facility to continue his recovery. Cincinnati's postseason began with a 24-17 home Wild Card Playoff win over Baltimore which produced one of the most notable and iconic defensive plays in Bengals history. With the score tied 17-17 early in the fourth quarter and Baltimore at the Cincinnati one-yard line, Ravens QB Tyler Huntley attempted to reach the ball over a pile of linemen, but LB Logan Wilson knocked it out of his hands and into the arms of DE Sam Hubbard, who returned it 98 yards for a touchdown in what ended up being the game-deciding TD. It was the longest fumble return for a TD in NFL postseason history, and the longest score of any kind in Bengals postseason history. In a snowy Divisional Playoff the following week at Buffalo, the Bengals jumped out to a 14-0 lead and dominated both sides of the line of scrimmage to cruise to a 27-10 victory. With the win, the Bengals became just the fourth team in NFL history to win both home and road playoff games in back-to-back seasons. In the AFC Championship game, seeking its second consecutive Super Bowl appearance, Cincinnati erased deficits of 10 points in the first half and seven points in the second, but ultimately came up short in a back-and-forth contest. In the game's final seconds, with the score tied 20-20, an unnecessary roughness penalty called on the Bengals put the Chiefs in range for a game-winning kick, and K Harrison Butker converted a 45-yard FG with three seconds left to win the conference title for eventual Super Bowl LVII champion Kansas City. In the season opener on Sept. 11 vs. Pittsburgh, K Evan McPherson set a new team record for longest FG in team history when he converted a 59-yarder. During a

halftime ceremony at the team's Thursday Night Football home game against Miami on Sept. 29, the Bengals presented former OT Willie Anderson and former WR Isaac Curtis as the 2022 additions to the team's Ring of Honor, as voted by season ticket holders. The Miami game also served as the introduction of the team's new alternate white helmet, as well as the introduction of the first-ever White Bengal game — a "white-out" contest in which all the team's logos on the field were painted white, and in which fans throughout the stadium wore predominantly white-colored apparel. The Dolphins game was played in front of 67,260, establishing a new mark for the largest ever crowd to attend a sports

event in Cincinnati. By the end of the 2022 season, Paycor Stadium had hosted over 65,000 fans in all eight home games during the regular season and postseason, with six of the attendance figures ranking among the top-10 in team history. On Feb. 9, during the NFL Honors awards show prior to Super Bowl LVII, former Bengals CB Ken Riley was officially named as part of the Pro Football Hall of Fame's Class of 2023. The announcement came posthumously for Riley, who passed away on June 7, 2020. In the team's record book, Riley's 65 career INTs still constitute the most dominant lead in any major category, nearly doubling the second-place total of 33. At the time of his retirement, that total of 65 INTs was the fourth most in NFL history, and it still stands tied for fifth most.

ALL-TIME RESULTS

REGULAR SEASON AND POSTSEASON BY YEAR

All-time regular-season record: 385-463-5 (233-190-2 home, 152-272-2 road, 0-1-1 neutral)

All-time postseason record: 10-16 (7-5 home, 3-8 road, 0-3 neutral)

(All games listed are Sunday afternoon games unless noted otherwise. Opponents are capitalized for games in which the Bengals were the home team, including those games played at neutral sites. The two regular-season, neutral-site games were played in London, England in 2016 and '19.)

1968

3-11-0 (2-5 HOME, 1-6 ROAD) 5TH IN AFL WEST

HEAD COACH: PAUL BROWN

DATE	OPPONENT	W-L	SCORE	ATT.	STADIUM/NOTES
Sept. 6	at San Diego Chargers.....	L	13-29	33,687	San Diego Stadium/Friday night
Sept. 15	DENVER BRONCOS.....	W	24-10	25,049	Nippert Stadium
Sept. 22	BUFFALO BILLS.....	W	34-23	24,045	Nippert Stadium
Sept. 29	SAN DIEGO CHARGERS.....	L	10-31	28,642	Nippert Stadium
Oct. 6	at Denver Broncos.....	L	7-10	41,257	Bears Stadium
Oct. 13	at Kansas City Chiefs.....	L	3-13	47,096	Municipal Stadium
Oct. 20	MIAMI DOLPHINS.....	L	22-24	25,942	Nippert Stadium
Oct. 27	at Oakland Raiders.....	L	10-31	37,083	Oakland Coliseum
Nov. 3	HOUSTON OILERS.....	L	17-27	24,012	Nippert Stadium
Nov. 10	KANSAS CITY CHIEFS.....	L	9-16	25,537	Nippert Stadium
Nov. 17	at Miami Dolphins.....	W	38-21	31,747	Orange Bowl
Nov. 24	OAKLAND RAIDERS.....	L	0-34	27,116	Nippert Stadium
Dec. 1	at Boston Patriots.....	L	14-33	17,796	Fenway Park
Dec. 8	at N.Y. Jets.....	L	14-27	61,111	Shea Stadium
Dec. 15	— BYE —				

REGULAR-SEASON TOTALS 3-11-0 215-329 — Regular-season home att.: 180,343

1969

4-9-1 (4-3 HOME, 0-6-1 ROAD) 5TH IN AFL WEST

HEAD COACH: PAUL BROWN

DATE	OPPONENT	W-L	SCORE	ATT.	STADIUM/NOTES
Sept. 14	MIAMI DOLPHINS.....	W	27-21	25,335	Nippert Stadium
Sept. 21	SAN DIEGO CHARGERS.....	W	34-20	26,243	Nippert Stadium
Sept. 28	KANSAS CITY CHIEFS.....	W	24-19	27,812	Nippert Stadium
Oct. 4	at San Diego Chargers.....	L	14-21	52,748	San Diego Stadium/Saturday night
Oct. 12	N.Y. JETS.....	L	7-21	27,927	Nippert Stadium
Oct. 19	DENVER BRONCOS.....	L	23-30	27,920	Nippert Stadium
Oct. 26	at Kansas City Chiefs.....	L	22-42	50,934	Municipal Stadium
Nov. 2	OAKLAND RAIDERS.....	W	31-17	27,927	Nippert Stadium
Nov. 9	at Houston Oilers.....	T	31-31	45,298	Astrodome
Nov. 16	BOSTON PATRIOTS.....	L	14-25	25,913	Nippert Stadium
Nov. 23	at N.Y. Jets.....	L	7-40	62,128	Shea Stadium
Nov. 30	at Buffalo Bills.....	L	13-16	35,122	War Memorial Stadium
Dec. 7	at Oakland Raiders.....	L	17-37	54,427	Oakland Coliseum
Dec. 14	at Denver Broncos.....	L	16-27	42,198	Mile High Stadium

REGULAR-SEASON TOTALS 4-9-1 280-367 — Regular-season home att.: 189,077

1970

8-6-0 (5-2 HOME, 3-4 ROAD) 1ST IN AFC CENTRAL

HEAD COACH: PAUL BROWN

DATE	OPPONENT	W-L	SCORE	ATT.	STADIUM/NOTES
Sept. 20	OAKLAND RAIDERS.....	W	31-21	56,616	Riverfront Stadium
Sept. 27	at Detroit Lions.....	L	3-38	58,202	Tiger Stadium
Oct. 4	HOUSTON OILERS.....	L	13-20	55,094	Riverfront Stadium
Oct. 11	at Cleveland Browns.....	L	27-30	83,520	Cleveland Stadium
Oct. 18	KANSAS CITY CHIEFS.....	L	19-27	57,265	Riverfront Stadium
Oct. 25	at Washington Redskins.....	L	0-20	50,415	RFK Stadium
Nov. 2	at Pittsburgh Steelers.....	L	10-21	38,968	Three Rivers Stadium/Monday night
Nov. 8	at Buffalo Bills.....	W	43-14	43,587	War Memorial Stadium
Nov. 15	CLEVELAND BROWNS.....	W	14-10	60,007	Riverfront Stadium
Nov. 22	PITTSBURGH STEELERS.....	W	34-7	59,276	Riverfront Stadium
Nov. 29	NEW ORLEANS SAINTS.....	W	26-6	59,342	Riverfront Stadium
Dec. 6	at San Diego Chargers.....	W	17-14	41,461	San Diego Stadium
Dec. 13	at Houston Oilers.....	W	30-20	34,435	Astrodome
Dec. 20	BOSTON PATRIOTS.....	W	45-7	60,157	Riverfront Stadium

REGULAR-SEASON TOTALS 8-6-0 312-255 — Regular-season home att.: 407,757

AFC DIVISIONAL PLAYOFF

Dec. 26 at Baltimore Colts.....L 0-17 51,127 Memorial/Saturday afternoon

1971

4-10-0 (3-4 HOME, 1-6 ROAD) 4TH IN AFC CENTRAL

HEAD COACH: PAUL BROWN

DATE	OPPONENT	W-L	SCORE	ATT.	STADIUM/NOTES
Sept. 19	PHILADELPHIA EAGLES.....	W	37-14	55,880	Riverfront Stadium
Sept. 26	at Pittsburgh Steelers.....	L	10-21	48,448	Three Rivers Stadium
Oct. 3	at Green Bay Packers.....	L	17-20	56,263	Lambeau Field
Oct. 10	MIAMI DOLPHINS.....	L	13-23	60,099	Riverfront Stadium
Oct. 17	CLEVELAND BROWNS.....	L	24-27	60,284	Riverfront Stadium
Oct. 24	at Oakland Raiders.....	L	27-31	54,699	Oakland Coliseum
Oct. 31	at Houston Oilers.....	L	6-10	37,947	Astrodome
Nov. 7	ATLANTA FALCONS.....	L	6-9	59,604	Riverfront Stadium
Nov. 14	at Denver Broncos.....	W	24-10	51,200	Mile High Stadium
Nov. 21	HOUSTON OILERS.....	W	28-13	59,390	Riverfront Stadium
Nov. 28	SAN DIEGO CHARGERS.....	W	31-0	59,580	Riverfront Stadium
Dec. 5	at Cleveland Browns.....	L	27-31	82,705	Cleveland Stadium
Dec. 12	PITTSBURGH STEELERS.....	L	13-21	60,022	Riverfront Stadium
Dec. 19	at N.Y. Jets.....	L	21-35	63,151	Shea Stadium

REGULAR-SEASON TOTALS 4-10-0 284-265 — Regular-season home att.: 414,859

1972

8-6-0 (4-3 HOME, 4-3 ROAD) 3RD IN AFC CENTRAL

HEAD COACH: PAUL BROWN

DATE	OPPONENT	W-L	SCORE	ATT.	STADIUM/NOTES
Sept. 17	at New England Patriots.....	W	31-7	60,999	Schaefer Stadium
Sept. 24	PITTSBURGH STEELERS.....	W	15-10	54,292	Riverfront Stadium
Oct. 1	at Cleveland Browns.....	L	6-27	81,564	Cleveland Stadium
Oct. 8	DENVER BRONCOS.....	W	21-10	55,812	Riverfront Stadium
Oct. 15	at Kansas City Chiefs.....	W	23-16	79,068	Arrowhead Stadium
Oct. 22	at L.A. Rams.....	L	12-15	73,385	Los Angeles Coliseum
Oct. 29	HOUSTON OILERS.....	W	30-7	59,409	Riverfront Stadium
Nov. 5	at Pittsburgh Steelers.....	L	17-40	50,350	Three Rivers Stadium
Nov. 12	OAKLAND RAIDERS.....	L	14-20	59,485	Riverfront Stadium
Nov. 19	BALTIMORE COLTS.....	L	19-20	49,512	Riverfront Stadium
Nov. 26	at Chicago Bears.....	W	13-3	55,701	Soldier Field
Dec. 3	N.Y. GIANTS.....	W	13-10	59,523	Riverfront Stadium
Dec. 9	CLEVELAND BROWNS.....	L	24-27	59,524	Riverfront Stadium/Saturday afternoon
Dec. 17	at Houston Oilers.....	W	61-17	32,482	Astrodome

REGULAR-SEASON TOTALS 8-6-0 299-229 — Regular-season home att.: 397,557

1973

10-4-0 (7-0 HOME, 3-4 ROAD) 1ST IN AFC CENTRAL

HEAD COACH: PAUL BROWN

DATE	OPPONENT	W-L	SCORE	ATT.	STADIUM/NOTES
Sept. 16	at Denver Broncos.....	L	10-28	49,059	Mile High Stadium
Sept. 23	HOUSTON OILERS.....	W	24-10	51,823	Riverfront Stadium
Sept. 30	at San Diego Chargers.....	W	20-13	46,733	San Diego Stadium
Oct. 7	at Cleveland Browns.....	L	10-17	70,805	Cleveland Stadium
Oct. 14	PITTSBURGH STEELERS.....	W	19-7	55,819	Riverfront Stadium
Oct. 21	KANSAS CITY CHIEFS.....	W	14-6	56,397	Riverfront Stadium
Oct. 28	at Pittsburgh Steelers.....	L	13-20	45,761	Three Rivers Stadium
Nov. 4	at Dallas Cowboys.....	L	10-38	54,944	Texas Stadium
Nov. 11	at Buffalo Bills.....	W	16-13	76,927	Rich Stadium
Nov. 18	N.Y. JETS.....	W	20-14	55,745	Riverfront Stadium
Nov. 25	ST. LOUIS CARDINALS.....	W	42-24	50,918	Riverfront Stadium
Dec. 2	MINNESOTA VIKINGS.....	W	27-0	57,859	Riverfront Stadium
Dec. 9	CLEVELAND BROWNS.....	W	34-17	58,266	Riverfront Stadium
Dec. 16	at Houston Oilers.....	W	27-24	21,955	Astrodome

REGULAR-SEASON TOTALS 10-4-0 286-231 — Regular-season home att.: 386,827

AFC DIVISIONAL PLAYOFF

Dec. 23 at Miami Dolphins.....L 16-34 74,651 Orange Bowl

1974

7-7-0 (4-3 HOME, 3-4 ROAD) 3RD IN AFC CENTRAL

HEAD COACH: PAUL BROWN

DATE	OPPONENT	W-L	SCORE	ATT.	STADIUM/NOTES
Sept. 15	CLEVELAND BROWNS.....	W	33-7	53,113	Riverfront Stadium
Sept. 22	SAN DIEGO CHARGERS.....	L	17-20	51,178	Riverfront Stadium
Sept. 29	at San Francisco 49ers.....	W	21-3	49,895	Candlestick Park
Oct. 6	WASHINGTON REDSKINS.....	W	28-17	56,175	Riverfront Stadium
Oct. 13	at Cleveland Browns.....	W	34-24	70,897	Cleveland Stadium
Oct. 20	at Oakland Raiders.....	L	27-30	51,821	Oakland Coliseum
Oct. 27	HOUSTON OILERS.....	L	21-34	55,434	Riverfront Stadium
Nov. 3	at Baltimore Colts.....	W	24-14	36,110	Memorial Stadium
Nov. 10	PITTSBURGH STEELERS.....	W	17-10	57,532	Riverfront Stadium
Nov. 17	at Houston Oilers.....	L	3-20	44,054	Astrodome
Nov. 24	KANSAS CITY CHIEFS.....	W	33-6	49,777	Riverfront Stadium
Dec. 2	at Miami Dolphins.....	L	3-24	71,962	Orange Bowl/Monday night
Dec. 8	DETROIT LIONS.....	L	19-23	45,159	Riverfront Stadium
Dec. 14	at Pittsburgh Steelers.....	L	3-27	42,878	Three Rivers Stadium/Saturday afternoon

REGULAR-SEASON TOTALS 7-7-0 283-259 — Regular-season home att.: 368,368

1975

11-3-0 (6-1 HOME, 5-2 ROAD) 2ND IN AFC CENTRAL (WILD CARD QUALIFIER)

HEAD COACH: PAUL BROWN

DATE	OPPONENT	W-L	SCORE	ATT.	STADIUM/NOTES
Sept. 21	CLEVELAND BROWNS.....	W	24-17	52,874	Riverfront Stadium
Sept. 28	at New Orleans Saints.....	W	21-0	52,531	Louisiana Superdome
Oct. 5	at Houston Oilers.....	W	21-19	45,321	Astrodome
Oct. 12	NEW ENGLAND PATRIOTS.....	W	27-10	51,220	Riverfront Stadium
Oct. 19	OAKLAND RAIDERS.....	W	14-10	48,122	Riverfront Stadium
Oct. 26	at Atlanta Falcons.....	W	21-14	45,811	Atlanta-Fulton County Stadium
Nov. 2	PITTSBURGH STEELERS.....	L	24-30	58,418	Riverfront Stadium
Nov. 9	at Denver Broncos.....	W	17-16	49,919	Mile High Stadium
Nov. 17	BUFFALO BILLS.....	W	33-24	56,666	Riverfront Stadium/Monday night
Nov. 23	at Cleveland Browns.....	L	23-35	56,427	Cleveland Stadium
Nov. 30	HOUSTON OILERS.....	W	23-19	46,128	Riverfront Stadium
Dec. 7	at Philadelphia Eagles.....	W	31-0	56,984	Veterans Stadium
Dec. 13	at Pittsburgh Steelers.....	L	14-35	48,889	Three Rivers Stadium/Saturday afternoon
Dec. 21	SAN DIEGO CHARGERS.....	W	47-17	46,474	Riverfront Stadium

REGULAR-SEASON TOTALS 11-3-0 340-246 — Regular-season home att.: 359,902

AFC DIVISIONAL PLAYOFF

Dec. 28 at Oakland Raiders.....L 28-31 53,030 Oakland Coliseum

(All-time results — regular season and postseason, continued)

1976
10-4-0 (6-1 HOME, 4-3 ROAD) 2ND IN AFC CENTRAL
HEAD COACH: BILL JOHNSON
DATE OPPONENT W-L SCORE ATT. STADIUM/NOTES
Sept. 12 DENVER BRONCOS.....W 17-7 53,464 Riverfront Stadium
REGULAR-SEASON TOTALS 10-4-0 335-210 — Regular-season home att.: 362,908

1977
8-6-0 (5-2 HOME, 3-4 ROAD) 2ND IN AFC CENTRAL
HEAD COACH: BILL JOHNSON
DATE OPPONENT W-L SCORE ATT. STADIUM/NOTES
Sept. 18 CLEVELAND BROWNS.....L 3-13 52,847 Riverfront Stadium
REGULAR-SEASON TOTALS 8-6-0 238-235 — Regular-season home att.: 321,586

1978
4-12-0 (3-5 HOME, 1-7 ROAD) 4TH IN AFC CENTRAL
HEAD COACHES: BILL JOHNSON (0-5), HOMER RICE (4-7)
DATE OPPONENT W-L SCORE ATT. STADIUM/NOTES
Sept. 3 KANSAS CITY CHIEFS.....L 23-24 41,810 Riverfront Stadium
REGULAR-SEASON TOTALS 4-12-0 252-284 — Regular-season home att.: 355,451

1979
4-12-0 (4-4 HOME, 0-8 ROAD) 4TH IN AFC CENTRAL
HEAD COACH: HOMER RICE
DATE OPPONENT W-L SCORE ATT. STADIUM/NOTES
Sept. 2 at Denver Broncos.....L 0-10 74,788 Mile High Stadium
REGULAR-SEASON TOTALS 4-12-0 337-421 — Regular-season home att.: 329,946

1980
6-10-0 (3-5 HOME, 3-5 ROAD) 4TH IN AFC CENTRAL
HEAD COACH: FORREST GREGG
DATE OPPONENT W-L SCORE ATT. STADIUM/NOTES
Sept. 7 TAMPA BAY BUCCANEERS.....L 12-17 43,211 Riverfront Stadium
REGULAR-SEASON TOTALS 6-10-0 244-312 — Regular-season home att.: 363,552

1981
12-4-0 (6-2 HOME, 6-2 ROAD) 1ST IN AFC CENTRAL
HEAD COACH: FORREST GREGG
DATE OPPONENT W-L SCORE ATT. STADIUM/NOTES
Sept. 6 SEATTLE SEAHAWKS.....W 27-21 41,177 Riverfront Stadium
REGULAR-SEASON TOTALS 12-4-0 421-304 — Regular-season home att.: 422,430

AFC DIVISIONAL PLAYOFF
Jan. 3 BUFFALO BILLS.....W 28-21 55,420 Riverfront Stadium
AFC CHAMPIONSHIP
Jan. 10 SAN DIEGO CHARGERS.....W 27-7 46,302 Riverfront/"Freezer Bowl" (-59° wind chill)
SUPER BOWL XVI (AT PONTIAC, MICH.)
Jan. 24 SAN FRANCISCO 49ERS.....L 21-26 81,270 Pontiac Silverdome

1982
7-2-0 (4-0 HOME, 3-2 ROAD) 3RD IN AFC
(SUPER BOWL TOURNAMENT QUALIFIER)
HEAD COACH: FORREST GREGG
DATE OPPONENT W-L SCORE ATT. STADIUM/NOTES
Sept. 12 HOUSTON OILERS.....W 27-6 52,268 Riverfront Stadium
REGULAR-SEASON TOTALS 7-2-0 232-177 — Regular-season home att.: 215,233

FIRST-ROUND PLAYOFF (SUPER BOWL TOURNAMENT)
Jan. 9 N.Y. JETS.....L 17-44 57,560 Riverfront Stadium

1983
7-9-0 (4-4 HOME, 3-5 ROAD) 3RD IN AFC CENTRAL
HEAD COACH: FORREST GREGG
DATE OPPONENT W-L SCORE ATT. STADIUM/NOTES
Sept. 4 L.A. RAIDERS.....L 10-20 50,956 Riverfront Stadium
REGULAR-SEASON TOTALS 7-9-0 346-302 — Regular-season home att.: 397,484

1984						
8-8-0 (5-3 HOME, 3-5 ROAD)			2ND IN AFC CENTRAL			
HEAD COACH: SAM WYCHE						
DATE	OPPONENT	W-L	SCORE	ATT.	STADIUM/NOTES	
Sept. 2	at Denver Broncos	L	17-20	74,178	Mile High Stadium	
Sept. 9	KANSAS CITY CHIEFS	L	22-27	47,111	Riverfront Stadium	
Sept. 16	at N.Y. Jets	L	23-43	64,193	Giants Stadium	
Sept. 23	L.A. RAMS	L	14-24	45,406	Riverfront Stadium	
Oct. 1	at Pittsburgh Steelers	L	17-38	57,098	Three Rivers Stadium/Monday night	
Oct. 7	HOUSTON OILERS	W	13-3	43,637	Riverfront Stadium	
Oct. 14	at New England Patriots	L	14-20	48,154	Sullivan Stadium	
Oct. 21	CLEVELAND BROWNS	W	12-9	50,667	Riverfront Stadium	
Oct. 28	at Houston Oilers	W	31-13	34,010	Astrodome	
Nov. 4	at San Francisco 49ers	L	17-23	58,324	Candlestick Park	
Nov. 11	PITTSBURGH STEELERS	W	22-20	52,497	Riverfront Stadium	
Nov. 18	SEATTLE SEAHAWKS	L	6-26	50,280	Riverfront Stadium	
Nov. 25	ATLANTA FALCONS	W	35-14	44,678	Riverfront Stadium	
Dec. 2	at Cleveland Browns	W	*20-17	51,774	Cleveland Stadium/OT	
Dec. 9	at New Orleans Saints	W	24-21	40,855	Louisiana Superdome	
Dec. 16	BUFFALO BILLS	W	52-21	55,771	Riverfront Stadium	
REGULAR-SEASON TOTALS			8-8-0	339-339	Regular-season home att.: 390,047	

1985						
7-9-0 (5-3 HOME, 2-6 ROAD)			2ND IN AFC CENTRAL			
HEAD COACH: SAM WYCHE						
DATE	OPPONENT	W-L	SCORE	ATT.	STADIUM/NOTES	
Sept. 8	SEATTLE SEAHAWKS	L	24-28	51,625	Riverfront Stadium	
Sept. 15	at St. Louis Cardinals	L	27-41	46,321	Busch Stadium	
Sept. 22	SAN DIEGO CHARGERS	L	41-44	52,270	Riverfront Stadium	
Sept. 30	at Pittsburgh Steelers	W	37-24	59,541	Three Rivers Stadium/Monday night	
Oct. 6	N.Y. JETS	L	20-29	51,785	Riverfront Stadium	
Oct. 13	N.Y. GIANTS	W	35-30	53,112	Riverfront Stadium	
Oct. 20	at Houston Oilers	L	27-44	35,590	Astrodome	
Oct. 27	PITTSBURGH STEELERS	W	26-21	55,421	Riverfront Stadium	
Nov. 3	at Buffalo Bills	W	23-17	25,640	Rich Stadium	
Nov. 10	CLEVELAND BROWNS	W	27-10	57,293	Riverfront Stadium	
Nov. 17	at L.A. Raiders	L	6-13	52,501	Los Angeles Coliseum	
Nov. 24	at Cleveland Browns	L	6-24	74,439	Cleveland Stadium	
Dec. 1	HOUSTON OILERS	W	45-27	46,140	Riverfront Stadium	
Dec. 8	DALLAS COWBOYS	W	50-24	56,936	Riverfront Stadium	
Dec. 15	at Washington Redskins	L	24-27	50,544	RFK Stadium	
Dec. 22	at New England Patriots	L	23-34	57,953	Sullivan Stadium	
REGULAR-SEASON TOTALS			7-9-0	441-437	Regular-season home att.: 424,582	

1986						
10-6-0 (6-2 HOME, 4-4 ROAD)			2ND IN AFC CENTRAL			
HEAD COACH: SAM WYCHE						
DATE	OPPONENT	W-L	SCORE	ATT.	STADIUM/NOTES	
Sept. 7	at Kansas City Chiefs	L	14-24	43,430	Arrowhead Stadium	
Sept. 14	BUFFALO BILLS	W	*36-33	52,714	Riverfront Stadium/OT	
Sept. 18	at Cleveland Browns	W	30-13	78,779	Cleveland Stadium/Thursday night	
Sept. 28	CHICAGO BEARS	L	7-44	55,146	Riverfront Stadium	
Oct. 5	at Green Bay Packers	W	34-28	51,230	Milwaukee County Stadium	
Oct. 13	PITTSBURGH STEELERS	W	24-22	54,283	Riverfront Stadium/Monday night	
Oct. 19	HOUSTON OILERS	W	31-28	53,844	Riverfront Stadium	
Oct. 26	at Pittsburgh Steelers	L	9-30	50,815	Three Rivers Stadium	
Nov. 2	at Detroit Lions	W	24-17	52,423	Pontiac Silverdome	
Nov. 9	at Houston Oilers	L	28-32	32,130	Astrodome	
Nov. 16	SEATTLE SEAHAWKS	W	34-7	54,410	Riverfront Stadium	
Nov. 23	MINNESOTA VIKINGS	W	24-20	53,003	Riverfront Stadium	
Nov. 30	at Denver Broncos	L	28-34	58,705	Mile High Stadium	
Dec. 7	at New England Patriots	W	31-7	60,633	Sullivan Stadium	
Dec. 14	CLEVELAND BROWNS	L	3-34	58,062	Riverfront Stadium	
Dec. 21	N.Y. JETS	W	52-21	51,619	Riverfront Stadium	
REGULAR-SEASON TOTALS			10-6-0	409-394	Regular-season home att.: 433,081	

1987						
4-11-0 (1-7 HOME, 3-4 ROAD)			4TH IN AFC CENTRAL			
HEAD COACH: SAM WYCHE						
DATE	OPPONENT	W-L	SCORE	ATT.	STADIUM/NOTES	
Sept. 13	at Indianapolis Colts	W	23-21	59,387	Hoosier Dome	
Sept. 20	SAN FRANCISCO 49ERS	L	26-27	53,498	Riverfront Stadium	
— PLAYERS' STRIKE BEGINS, SEPT. 22 —						
Sept. 27	at L.A. Rams	—	—	—	Game canceled due to players' strike	
Oct. 4	SAN DIEGO CHARGERS	L	9-10	18,074	Riverfront Stadium/strike replacement game	
Oct. 11	at Seattle Seahawks	W	17-10	31,739	Kingdome/strike replacement game	
— PLAYERS' STRIKE ENDS AT 24 DAYS, OCT. 15 —						
Oct. 18	CLEVELAND BROWNS	L	0-34	40,179	Riverfront Stadium/strike replacement game	
Oct. 25	at Pittsburgh Steelers	L	20-23	53,692	Three Rivers Stadium	
Nov. 1	HOUSTON OILERS	L	29-31	52,700	Riverfront Stadium	
Nov. 8	MIAMI DOLPHINS	L	14-20	53,840	Riverfront Stadium	
Nov. 15	at Atlanta Falcons	W	16-10	25,758	Atlanta-Fulton County Stadium	
Nov. 22	PITTSBURGH STEELERS	L	16-30	59,910	Riverfront Stadium	
Nov. 29	at N.Y. Jets	L	20-27	41,135	Giants Stadium	
Dec. 6	KANSAS CITY CHIEFS	W	*30-27	46,489	Riverfront Stadium/OT	
Dec. 13	at Cleveland Browns	L	24-38	77,331	Cleveland Stadium	
Dec. 20	NEW ORLEANS SAINTS	L	24-41	43,424	Riverfront Stadium	
Dec. 27	at Houston Oilers	L	17-21	49,775	Astrodome	
REGULAR-SEASON TOTALS			4-11-0	285-370	Regular-season home att.: 376,249	

1988						
12-4-0 (8-0 HOME, 4-4 ROAD)			1ST IN AFC CENTRAL			
HEAD COACH: SAM WYCHE						
DATE	OPPONENT	W-L	SCORE	ATT.	STADIUM/NOTES	
Sept. 4	PHOENIX CARDINALS	W	21-14	50,404	Riverfront Stadium	
Sept. 11	at Philadelphia Eagles	W	28-24	66,459	Veterans Stadium	
Sept. 18	at Pittsburgh Steelers	W	17-12	56,647	Three Rivers Stadium	
Sept. 25	CLEVELAND BROWNS	W	24-17	54,943	Riverfront Stadium	
Oct. 2	at L.A. Raiders	W	45-21	42,594	Los Angeles Coliseum	
Oct. 9	N.Y. JETS	W	36-19	57,482	Riverfront Stadium	
Oct. 16	at New England Patriots	L	21-27	59,969	Foxboro Stadium	
Oct. 23	HOUSTON OILERS	W	44-21	54,659	Riverfront Stadium	
Oct. 30	at Cleveland Browns	L	16-23	79,147	Cleveland Stadium	
Nov. 6	PITTSBURGH STEELERS	W	42-7	56,403	Riverfront Stadium	
Nov. 13	at Kansas City Chiefs	L	28-31	34,614	Arrowhead Stadium	
Nov. 20	at Dallas Cowboys	W	38-24	37,865	Texas Stadium	
Nov. 27	BUFFALO BILLS	W	35-21	58,672	Riverfront Stadium	
Dec. 4	SAN DIEGO CHARGERS	W	27-10	56,866	Riverfront Stadium	
Dec. 11	at Houston Oilers	L	6-41	50,269	Astrodome	
Dec. 17	WASHINGTON REDSKINS	W	*20-17	52,157	Riverfront Stadium/Sat. afternoon/OT	
REGULAR-SEASON TOTALS			12-4-0	448-329	Regular-season home att.: 441,586	
AFC DIVISIONAL PLAYOFF						
Dec. 31	SEATTLE SEAHAWKS	W	21-13	58,560	Riverfront Stadium/Saturday afternoon	
AFC CHAMPIONSHIP						
Jan. 8	BUFFALO BILLS	W	21-10	59,747	Riverfront Stadium	
SUPER BOWL XXIII (AT MIAMI, FLA.)						
Jan. 22	San Francisco 49ers	L	16-20	75,129	Joe Robbie Stadium/Sunday night	

1989						
8-8-0 (5-3 HOME, 3-5 ROAD)			4TH IN AFC CENTRAL			
HEAD COACH: SAM WYCHE						
DATE	OPPONENT	W-L	SCORE	ATT.	STADIUM/NOTES	
Sept. 10	at Chicago Bears	L	14-17	64,730	Soldier Field	
Sept. 17	PITTSBURGH STEELERS	W	41-10	53,885	Riverfront Stadium	
Sept. 25	CLEVELAND BROWNS	W	21-14	55,996	Riverfront Stadium/Monday night	
Oct. 1	at Kansas City Chiefs	W	21-17	61,165	Arrowhead Stadium	
Oct. 8	at Pittsburgh Steelers	W	26-16	52,785	Three Rivers Stadium	
Oct. 15	MIAMI DOLPHINS	L	13-20	58,184	Riverfront Stadium	
Oct. 22	INDIANAPOLIS COLTS	L	12-23	57,642	Riverfront Stadium	
Oct. 29	TAMPA BAY BUCCANEERS	W	56-23	57,225	Riverfront Stadium	
Nov. 5	at L.A. Raiders	L	7-28	51,080	Los Angeles Coliseum	
Nov. 13	at Houston Oilers	L	24-26	60,694	Astrodome/Monday night	
Nov. 19	DETROIT LIONS	W	42-7	55,720	Riverfront Stadium	
Nov. 26	at Buffalo Bills	L	7-24	80,074	Rich Stadium	
Dec. 3	at Cleveland Browns	W	21-0	76,236	Cleveland Stadium	
Dec. 10	SEATTLE SEAHAWKS	L	17-24	54,744	Riverfront Stadium	
Dec. 17	HOUSTON OILERS	W	61-7	47,510	Riverfront Stadium	
Dec. 25	at Minnesota Vikings	L	21-29	58,829	Metrodome/Monday night	
REGULAR-SEASON TOTALS			8-8-0	404-285	Regular-season home att.: 440,906	

1990						
9-7-0 (5-3 HOME, 4-4 ROAD)			1ST IN AFC CENTRAL			
HEAD COACH: SAM WYCHE						
DATE	OPPONENT	W-L	SCORE	ATT.	STADIUM/NOTES	
Sept. 9	N.Y. JETS	W	25-20	56,467	Riverfront Stadium	
Sept. 16	at San Diego Chargers	W	21-16	48,098	San Diego Jack Murphy Stadium	
Sept. 23	NEW ENGLAND PATRIOTS	W	41-7	56,470	Riverfront Stadium	
Oct. 1	at Seattle Seahawks	L	16-31	60,135	Kingdome/Monday night	
Oct. 7	at L.A. Rams	W	*34-31	62,619	Anahiem Stadium/OT	
Oct. 14	at Houston Oilers	L	17-48	53,501	Astrodome	
Oct. 22	at Cleveland Browns	W	34-13	78,567	Cleveland Stadium/Monday night	
Oct. 28	at Atlanta Falcons	L	17-38	53,214	Allanta-Fulton County Stadium/Sun. night	
Nov. 4	NEW ORLEANS SAINTS	L	7-21	60,067	Riverfront Stadium	
Nov. 11	— BYE —					
Nov. 18	PITTSBURGH STEELERS	W	27-3	60,064	Riverfront Stadium/Sunday night	
Nov. 25	INDIANAPOLIS COLTS	L	20-34	60,051	Riverfront Stadium	
Dec. 2	at Pittsburgh Steelers	W	16-12	58,200	Three Rivers Stadium	
Dec. 9	SAN FRANCISCO 49ERS	L	*17-20	60,084	Riverfront Stadium/OT	
Dec. 16	at L.A. Raiders	L	7-24	54,132	Los Angeles Coliseum	
Dec. 23	HOUSTON OILERS	W	40-20	60,044	Riverfront Stadium	
Dec. 30	CLEVELAND BROWNS	W	21-14	60,041	Riverfront Stadium	
REGULAR-SEASON TOTALS			9-7-0	360-352	Regular-season home att.: 473,288	
AFC WILD CARD PLAYOFF						
Jan. 6	HOUSTON OILERS	W	41-14	60,012	Riverfront Stadium	
AFC DIVISIONAL PLAYOFF						
Jan. 13	at L.A. Raiders	L	10-20	92,045	Los Angeles Coliseum	

1991						
3-13-0 (3-5 HOME, 0-8 ROAD)			4TH IN AFC CENTRAL			
HEAD COACH: SAM WYCHE						
DATE	OPPONENT	W-L	SCORE	ATT.	STADIUM/NOTES	
Sept. 1	at Denver Broncos	L	14-45	72,855	Mile High Stadium	
Sept. 8	HOUSTON OILERS	L	7-30	56,463	Riverfront Stadium/Sunday night	
Sept. 15	at Cleveland Browns	L	13-14	78,269	Cleveland Stadium	
Sept. 22	WASHINGTON REDSKINS	L	27-34	52,038	Riverfront Stadium	
Sept. 29	— BYE —					
Oct. 6	SEATTLE SEAHAWKS	L	7-13	60,010	Riverfront Stadium	
Oct. 13	at Dallas Cowboys	L	23-35	63,275	Texas Stadium	
Oct. 21	at Buffalo Bills	L	16-35	80,131	Rich Stadium/Monday night	
Oct. 27	at Houston Oilers	L	3-35	58,634	Astrodome	
Nov. 3	CLEVELAND BROWNS	W	23-21	55,077	Riverfront Stadium	
Nov. 10	PITTSBURGH STEELERS	L	*27-33	55,503	Riverfront Stadium/OT	
Nov. 17	at Philadelphia Eagles	L	10-17	63,189	Veterans Stadium	
Nov. 24	L.A. RAIDERS	L	14-38	52,044	Riverfront Stadium	
Dec. 1	N.Y. GIANTS	W	27-24	45,063	Riverfront Stadium	
Dec. 9	at Miami Dolphins	L	13-37	60,616	Joe Robbie Stadium/Monday night	
Dec. 15	at Pittsburgh Steelers	L	10-17	35,420	Three Rivers Stadium	
Dec. 22	NEW ENGLAND PATRIOTS	W	29-7	46,394	Riverfront Stadium	
REGULAR-SEASON TOTALS			3-13-0	263-435	Regular-season home att.: 422,592	

1992						
5-11-0 (3-5 HOME, 2-6 ROAD)			4TH IN AFC CENTRAL			
HEAD COACH: DAVE SHULA						
DATE	OPPONENT	W-L	SCORE	ATT.	STADIUM/NOTES	
Sept. 6	at Seattle SeahawksW	21-3	57,350	Kingdome	
Sept. 13	L.A. RAIDERSW	*24-21	54,240	Riverfront Stadium/*OT	
Sept. 20	at Green Bay PackersL	23-24	57,272	Lambeau Field	
Sept. 27	MINNESOTA VIKINGSL	7-42	53,847	Riverfront Stadium	
Oct. 4	— BYE —					
Oct. 11	HOUSTON OILERSL	24-38	54,254	Riverfront Stadium	
Oct. 19	at Pittsburgh SteelersL	0-20	55,411	Three Rivers Stadium/Monday night	
Oct. 25	at Houston OilersL	10-26	58,701	Astrodome	
Nov. 1	CLEVELAND BROWNSW	30-10	54,765	Riverfront Stadium	
Nov. 8	at Chicago BearsW	*31-28	56,120	Soldier Field/Sunday night/*OT	
Nov. 15	at N.Y. JetsL	14-17	60,196	Giants Stadium	
Nov. 22	DETROIT LIONSL	13-19	48,574	Riverfront Stadium	
Nov. 29	PITTSBURGH STEELERSL	9-21	54,253	Riverfront Stadium	
Dec. 6	at Cleveland BrownsL	21-37	68,368	Cleveland Stadium	
Dec. 13	at San Diego ChargersL	10-27	50,579	San Diego Jack Murphy Stadium	
Dec. 20	NEW ENGLAND PATRIOTSW	20-10	45,355	Riverfront Stadium	
Dec. 27	INDIANAPOLIS COLTSL	17-21	47,837	Riverfront Stadium	
REGULAR-SEASON TOTALS		5-11-0	274-364	—	Regular-season home att.: 413,125	

1993						
3-13-0 (3-5 HOME, 0-8 ROAD)			4TH IN AFC CENTRAL			
HEAD COACH: DAVE SHULA						
DATE	OPPONENT	W-L	SCORE	ATT.	STADIUM/NOTES	
Sept. 5	at Cleveland BrownsL	14-27	75,508	Cleveland Stadium	
Sept. 12	INDIANAPOLIS COLTSL	6-9	50,299	Riverfront Stadium	
Sept. 19	at Pittsburgh SteelersL	7-34	53,682	Three Rivers Stadium	
Sept. 26	SEATTLE SEAHAWKSL	10-19	46,880	Riverfront Stadium	
Oct. 3	— BYE —					
Oct. 10	at Kansas City ChiefsL	15-17	75,394	Arrowhead Stadium	
Oct. 17	CLEVELAND BROWNSL	17-28	55,647	Riverfront Stadium	
Oct. 24	at Houston OilersL	12-28	50,039	Astrodome	
Oct. 31	— BYE —					
Nov. 7	PITTSBURGH STEELERSL	16-24	51,202	Riverfront Stadium	
Nov. 14	HOUSTON OILERSL	3-38	42,347	Riverfront Stadium	
Nov. 21	at N.Y. JetsL	12-17	64,264	Giants Stadium	
Nov. 28	L.A. RAIDERSW	16-10	43,272	Riverfront Stadium	
Dec. 5	at San Francisco 49ersL	8-21	60,039	Candlestick Park/Sunday night	
Dec. 12	at New England PatriotsL	2-7	29,794	Foxboro Stadium	
Dec. 19	L.A. RAMSW	15-3	36,612	Riverfront Stadium	
Dec. 26	ATLANTA FALCONSW	21-17	27,014	Riverfront Stadium	
Jan. 2	at New Orleans SaintsL	13-20	58,036	Louisiana Superdome	
REGULAR-SEASON TOTALS		3-13-0	187-319	—	Regular-season home att.: 353,273	

1994						
3-13-0 (2-6 HOME, 1-7 ROAD)			3RD IN AFC CENTRAL			
HEAD COACH: DAVE SHULA						
DATE	OPPONENT	W-L	SCORE	ATT.	STADIUM/NOTES	
Sept. 4	CLEVELAND BROWNSL	20-28	52,778	Riverfront Stadium	
Sept. 11	at San Diego ChargersL	10-27	53,217	San Diego Jack Murphy Stadium	
Sept. 18	NEW ENGLAND PATRIOTSL	28-31	46,640	Riverfront Stadium	
Sept. 25	at Houston OilersL	13-20	44,253	Astrodome	
Oct. 2	MIAMI DOLPHINSL	7-23	55,056	Riverfront Stadium/Sunday night	
Oct. 9	— BYE —					
Oct. 16	at Pittsburgh SteelersL	10-14	55,353	Three Rivers Stadium	
Oct. 23	at Cleveland BrownsL	13-37	77,588	Cleveland Stadium	
Oct. 30	DALLAS COWBOYSL	20-23	57,096	Riverfront Stadium	
Nov. 6	at Seattle SeahawksW	*20-17	46,630	Kingdome/*OT	
Nov. 13	HOUSTON OILERSW	34-31	54,908	Riverfront Stadium	
Nov. 20	INDIANAPOLIS COLTSL	13-17	55,566	Riverfront Stadium	
Nov. 27	at Denver BroncosL	13-15	69,714	Mile High Stadium	
Dec. 4	PITTSBURGH STEELERSL	15-38	53,401	Riverfront Stadium	
Dec. 11	at N.Y. GiantsL	20-27	67,530	Giants Stadium	
Dec. 18	at Arizona CardinalsL	7-28	50,110	Sun Devil Stadium	
Dec. 24	PHILADELPHIA EAGLESW	33-30	39,923	Riverfront Stadium/Saturday afternoon	
REGULAR-SEASON TOTALS		3-13-0	276-406	—	Regular-season home att.: 415,368	

1995						
7-9-0 (3-5 HOME, 4-4 ROAD)			2ND IN AFC CENTRAL			
HEAD COACH: DAVE SHULA						
DATE	OPPONENT	W-L	SCORE	ATT.	STADIUM/NOTES	
Sept. 3	at Indianapolis ColtsW	*24-21	42,445	RCA Dome/*OT	
Sept. 10	JACKSONVILLE JAGUARSW	24-17	48,318	Riverfront Stadium	
Sept. 17	at Seattle SeahawksL	21-24	39,492	Kingdome	
Sept. 24	HOUSTON OILERSL	28-38	46,332	Riverfront Stadium	
Oct. 1	MIAMI DOLPHINSL	23-26	52,671	Riverfront Stadium	
Oct. 8	at Tampa Bay BuccaneersL	16-19	41,732	Tampa Stadium	
Oct. 15	— BYE —					
Oct. 19	at Pittsburgh SteelersW	27-9	56,684	Three Rivers Stadium/Thursday night	
Oct. 29	CLEVELAND BROWNSL	*26-29	58,639	Riverfront Stadium/*OT	
Nov. 5	OAKLAND RAIDERSL	17-20	51,265	Riverfront Stadium	
Nov. 12	at Houston OilersW	32-25	32,998	Astrodome	
Nov. 19	PITTSBURGH STEELERSL	31-49	54,636	Riverfront Stadium	
Nov. 26	at Jacksonville JaguarsW	17-13	68,249	Jacksonville Municipal Stadium	
Dec. 3	at Green Bay PackersL	10-24	60,318	Lambeau Field	
Dec. 10	CHICAGO BEARSW	16-10	38,642	Riverfront Stadium	
Dec. 17	at Cleveland BrownsL	10-26	55,875	Cleveland Stadium	
Dec. 24	MINNESOTA VIKINGSW	27-24	34,568	Riverfront Stadium	
REGULAR-SEASON TOTALS		7-9-0	349-374	—	Regular-season home att.: 385,071	

1996						
8-8-0 (6-2 HOME, 2-6 ROAD)			3RD IN AFC CENTRAL			
HEAD COACHES: DAVE SHULA (1-6), BRUCE COSLET (7-2)						
DATE	OPPONENT	W-L	SCORE	ATT.	STADIUM/NOTES	
Sept. 1	at St. Louis RamsL	16-26	62,659	Trans World Dome	
Sept. 8	at San Diego ChargersL	14-27	55,880	San Diego Jack Murphy Stadium	
Sept. 15	NEW ORLEANS SAINTSW	30-15	45,412	Cinergy Field	
Sept. 22	— BYE —					
Sept. 29	DENVER BRONCOSL	10-14	51,798	Cinergy Field	
Oct. 6	HOUSTON OILERSL	*27-30	44,680	Cinergy Field/Sunday night/*OT	
Oct. 13	at Pittsburgh SteelersL	10-20	58,875	Three Rivers Stadium	
Oct. 20	at San Francisco 49ersL	21-28	63,218	3Com Park	
Oct. 27	JACKSONVILLE JAGUARSW	28-21	45,890	Cinergy Field	
Nov. 3	at Baltimore RavensW	24-21	60,743	Memorial Stadium	
Nov. 10	PITTSBURGH STEELERSW	34-24	57,265	Cinergy Field	
Nov. 17	at Buffalo BillsL	17-31	75,549	Rich Stadium	
Nov. 24	ATLANTA FALCONSW	41-31	44,868	Cinergy Field	
Dec. 1	at Jacksonville JaguarsL	27-30	57,408	Jacksonville Municipal Stadium	
Dec. 8	BALTIMORE RAVENSW	21-14	43,022	Cinergy Field	
Dec. 15	at Houston OilersW	21-13	15,131	Astrodome	
Dec. 22	INDIANAPOLIS COLTSW	31-24	49,389	Cinergy Field	
REGULAR-SEASON TOTALS		8-8-0	372-369	—	Regular-season home att.: 382,324	

1997						
7-9-0 (6-2 HOME, 1-7 ROAD)			4TH IN AFC CENTRAL			
HEAD COACH: BRUCE COSLET						
DATE	OPPONENT	W-L	SCORE	ATT.	STADIUM/NOTES	
Aug. 31	ARIZONA CARDINALSW	24-21	53,644	Cinergy Field	
Sept. 7	at Baltimore RavensL	10-23	52,968	Memorial Stadium	
Sept. 14	— BYE —					
Sept. 21	at Denver BroncosL	20-38	73,871	Mile High Stadium	
Sept. 28	N.Y. JETSL	14-31	57,209	Cinergy Field	
Oct. 5	at Jacksonville JaguarsL	13-21	67,128	ALLTEL Stadium	
Oct. 12	at Tennessee OilersL	7-30	17,071	Liberty Bowl (Memphis)	
Oct. 19	PITTSBURGH STEELERSL	10-26	60,020	Cinergy Field	
Oct. 26	at N.Y. GiantsL	27-29	72,584	Giants Stadium	
Nov. 2	SAN DIEGO CHARGERSW	38-31	53,754	Cinergy Field	
Nov. 9	at Indianapolis ColtsW	28-13	58,473	RCA Dome	
Nov. 16	at Pittsburgh SteelersL	3-20	55,226	Three Rivers Stadium	
Nov. 23	JACKSONVILLE JAGUARSW	31-26	55,158	Cinergy Field	
Nov. 30	at Philadelphia EaglesL	42-44	66,223	Veterans Stadium	
Dec. 4	TENNESSEE OILERSW	41-14	49,086	Cinergy Field/Thursday night	
Dec. 14	DALLAS COWBOYSW	31-24	60,043	Cinergy Field	
Dec. 21	BALTIMORE RAVENSW	16-14	50,917	Cinergy Field	
REGULAR-SEASON TOTALS		7-9-0	355-405	—	Regular-season home att.: 439,831	

1998						
3-13-0 (1-7 HOME, 2-6 ROAD)			5TH IN AFC CENTRAL			
HEAD COACH: BRUCE COSLET						
DATE	OPPONENT	W-L	SCORE	ATT.	STADIUM/NOTES	
Sept. 6	TENNESSEE OILERSL	14-23	55,848	Cinergy Field	
Sept. 13	at Detroit LionsW	*34-28	66,354	Pontiac Silverdome/*OT	
Sept. 20	GREEN BAY PACKERSL	6-13	56,346	Cinergy Field	
Sept. 27	at Baltimore RavensL	24-31	68,154	Ravens Stadium at Camden Yards/Sunday night	
Oct. 4	— BYE —					
Oct. 11	PITTSBURGH STEELERSW	25-20	59,979	Cinergy Field	
Oct. 18	at Tennessee OilersL	14-44	33,288	Vanderbilt Stadium	
Oct. 25	at Oakland RaidersL	10-27	40,089	Network Associates Coliseum	
Nov. 1	DENVER BRONCOSL	26-33	59,974	Cinergy Field	
Nov. 8	at Jacksonville JaguarsL	11-24	67,040	ALLTEL Stadium	
Nov. 15	at Minnesota VikingsL	3-24	64,232	Metrodome	
Nov. 22	BALTIMORE RAVENSL	13-20	52,571	Cinergy Field	
Nov. 29	JACKSONVILLE JAGUARSL	17-34	55,432	Cinergy Field	
Dec. 6	BUFFALO BILLSL	20-33	54,359	Cinergy Field	
Dec. 13	at Indianapolis ColtsL	26-39	55,179	RCA Dome	
Dec. 20	at Pittsburgh SteelersW	25-24	52,017	Three Rivers Stadium	
Dec. 27	TAMPA BAY BUCCANEERSL	0-35	49,826	Cinergy Field	
REGULAR-SEASON TOTALS		3-13-0	268-452	—	Regular-season home att.: 444,335	

1999						
4-12-0 (2-6 HOME, 2-6 ROAD)			5TH IN AFC CENTRAL			
HEAD COACH: BRUCE COSLET						
DATE	OPPONENT	W-L	SCORE	ATT.	STADIUM/NOTES	
Sept. 12	at Tennessee TitansL	35-36	65,272	Adelphia Coliseum	
Sept. 19	SAN DIEGO CHARGERSL	7-34	47,660	Cinergy Field	
Sept. 26	at Carolina PanthersL	3-27	61,269	Ericsson Stadium	
Oct. 3	ST. LOUIS RAMSL	10-38	45,481	Cinergy Field	
Oct. 10	at Cleveland BrownsW	18-17	73,048	Cleveland Browns Stadium	
Oct. 17	PITTSBURGH STEELERSL	3-17	59,669	Cinergy Field	
Oct. 24	at Indianapolis ColtsL	10-31	55,996	RCA Dome	
Oct. 31	JACKSONVILLE JAGUARSL	10-41	49,138	Cinergy Field	
Nov. 7	at Seattle SeahawksL	20-37	66,303	Kingdome	
Nov. 14	TENNESSEE TITANSL	14-24	46,017	Cinergy Field	
Nov. 21	BALTIMORE RAVENSL	31-34	43,279	Cinergy Field	
Nov. 28	at Pittsburgh SteelersW	27-20	50,907	Three Rivers Stadium	
Dec. 5	SAN FRANCISCO 49ERSW	44-30	53,643	Cinergy Field	
Dec. 12	CLEVELAND BROWNSW	44-28	59,972	Cinergy Field	
Dec. 19	— BYE —					
Dec. 26	at Baltimore RavensL	0-22	68,036	PSINet Stadium	
Jan. 2	at Jacksonville JaguarsL	7-24	70,532	ALLTEL Stadium	
REGULAR-SEASON TOTALS		4-12-0	283-460	—	Regular-season home att.: 404,679	

(All-time results — regular season and postseason, continued)

2000					
4-12-0 (3-5 HOME, 1-7 ROAD)			5TH IN AFC CENTRAL		
HEAD COACHES: BRUCE COSLET (0-3), DICK LEBEAU (4-9)					
DATE	OPPONENT	W-L	SCORE	ATT.	STADIUM/NOTES
Sept. 3	— BYE —				
Sept. 10	CLEVELAND BROWNS.....L	7-24	64,006		Paul Brown Stadium
Sept. 17	at Jacksonville Jaguars.....L	0-13	45,653		ALLTEL Stadium
Sept. 24	at Baltimore Ravens.....L	0-37	68,481		PSINet Stadium
Oct. 1	MIAMI DOLPHINS.....L	16-31	61,535		Paul Brown Stadium
Oct. 8	TENNESSEE TITANS.....L	14-23	63,406		Paul Brown Stadium
Oct. 15	at Pittsburgh Steelers.....L	0-15	54,328		Three Rivers Stadium
Oct. 22	DENVER BRONCOS.....W	31-21	61,603		Paul Brown Stadium
Oct. 29	at Cleveland Browns.....W	12-3	73,118		Cleveland Browns Stadium
Nov. 5	BALTIMORE RAVENS.....L	7-27	54,759		Paul Brown Stadium
Nov. 12	at Dallas Cowboys.....L	6-23	62,170		Texas Stadium
Nov. 19	at New England Patriots.....L	13-16	60,292		Foxboro Stadium
Nov. 26	PITTSBURGH STEELERS.....L	28-48	63,925		Paul Brown Stadium
Dec. 3	ARIZONA CARDINALS.....W	24-13	50,289		Paul Brown Stadium
Dec. 10	at Tennessee Titans.....L	3-35	68,498		Adelphia Coliseum
Dec. 17	JACKSONVILLE JAGUARS.....W	17-14	50,469		Paul Brown Stadium
Dec. 24	at Philadelphia Eagles.....L	7-16	64,902		Veterans Stadium
REGULAR-SEASON TOTALS		4-12-0	185-359	—	Regular-season home att.: 469,992

2001					
6-10-0 (4-4 HOME, 2-6 ROAD)			6TH IN AFC CENTRAL		
HEAD COACH: DICK LEBEAU					
DATE	OPPONENT	W-L	SCORE	ATT.	STADIUM/NOTES
Sept. 9	NEW ENGLAND PATRIOTS.....W	23-17	51,521		Paul Brown Stadium
Sept. 16	at Tennessee Titans**.....—	—	—		**Sept. 16-17 NFL games not played due to Sept. 11 terrorist attacks/all games rescheduled for Jan. 6
Sept. 23	BALTIMORE RAVENS.....W	21-10	51,121		Paul Brown Stadium
Sept. 30	at San Diego Chargers.....L	14-28	56,048		Qualcomm Stadium
Oct. 7	at Pittsburgh Steelers.....L	7-16	62,335		Heinz Field
Oct. 14	CLEVELAND BROWNS.....W	24-14	64,217		Paul Brown Stadium
Oct. 21	CHICAGO BEARS.....L	0-24	63,408		Paul Brown Stadium
Oct. 28	at Detroit Lions.....W	31-27	69,343		Pontiac Silverdome
Nov. 4	— BYE —				
Nov. 11	at Jacksonville Jaguars.....L	13-30	57,161		ALLTEL Stadium
Nov. 18	TENNESSEE TITANS.....L	7-20	63,865		Paul Brown Stadium
Nov. 25	at Cleveland Browns.....L	0-18	72,918		Cleveland Browns Stadium
Dec. 2	TAMPA BAY BUCCANEERS.....L	*13-16	52,135		Paul Brown Stadium*OT
Dec. 9	JACKSONVILLE JAGUARS.....L	10-14	44,920		Paul Brown Stadium
Dec. 16	at N.Y. Jets.....L	14-15	77,745		Giants Stadium
Dec. 23	at Baltimore Ravens.....L	0-16	68,987		PSINet Stadium
Dec. 30	PITTSBURGH STEELERS.....W	*26-23	63,751		Paul Brown Stadium*OT
Jan. 6	at Tennessee Titans**.....W	23-21	68,798		Adelphia Coliseum**Rescheduled from Sept. 16
REGULAR-SEASON TOTALS		6-10-0	226-309	—	Regular-season home att.: 454,938

2002					
2-14-0 (1-7 HOME, 1-7 ROAD)			4TH IN AFC NORTH		
HEAD COACH: DICK LEBEAU					
DATE	OPPONENT	W-L	SCORE	ATT.	STADIUM/NOTES
Sept. 8	SAN DIEGO CHARGERS.....L	6-34	53,705		Paul Brown Stadium
Sept. 15	at Cleveland Browns.....L	7-20	73,358		Cleveland Browns Stadium
Sept. 22	at Atlanta Falcons.....L	3-30	68,129		Georgia Dome/Sunday night
Sept. 29	TAMPA BAY BUCCANEERS.....L	7-35	57,234		Paul Brown Stadium
Oct. 6	at Indianapolis Colts.....L	21-28	56,570		RCA Dome
Oct. 13	PITTSBURGH STEELERS.....L	7-34	63,900		Paul Brown Stadium
Oct. 20	— BYE —				
Oct. 27	TENNESSEE TITANS.....L	24-30	52,822		Paul Brown Stadium
Nov. 3	at Houston Texans.....W	38-3	69,827		Reliant Stadium
Nov. 10	at Baltimore Ravens.....L	27-38	69,024		Ravens Stadium
Nov. 17	CLEVELAND BROWNS.....L	20-27	64,060		Paul Brown Stadium
Nov. 24	at Pittsburgh Steelers.....L	21-29	60,473		Heinz Field
Dec. 1	BALTIMORE RAVENS.....L	23-27	44,878		Paul Brown Stadium
Dec. 8	at Carolina Panthers.....L	31-52	66,799		Ericsson Stadium
Dec. 15	JACKSONVILLE JAGUARS.....L	15-29	42,092		Paul Brown Stadium
Dec. 22	NEW ORLEANS SAINTS.....W	20-13	43,544		Paul Brown Stadium
Dec. 29	at Buffalo Bills.....L	9-27	47,850		Ralph Wilson Stadium
REGULAR-SEASON TOTALS		2-14-0	279-456	—	Regular-season home att.: 422,235

2003					
8-8-0 (5-3 HOME, 3-5 ROAD)			2ND IN AFC NORTH		
HEAD COACH: MARVIN LEWIS					
DATE	OPPONENT	W-L	SCORE	ATT.	STADIUM/NOTES
Sept. 7	DENVER BRONCOS.....L	10-30	63,820		Paul Brown Stadium
Sept. 14	at Oakland Raiders.....L	20-23	50,135		Network Associates Coliseum
Sept. 21	PITTSBURGH STEELERS.....L	10-17	64,596		Paul Brown Stadium
Sept. 28	at Cleveland Browns.....W	21-14	73,428		Cleveland Browns Stadium
Oct. 5	at Buffalo Bills.....L	*16-22	72,615		Ralph Wilson Stadium*OT
Oct. 12	— BYE —				
Oct. 19	BALTIMORE RAVENS.....W	34-26	53,553		Paul Brown Stadium
Oct. 26	SEATTLE SEAHAWKS.....W	27-24	52,131		Paul Brown Stadium
Nov. 2	at Arizona Cardinals.....L	14-17	23,531		Sun Devil Stadium
Nov. 9	HOUSTON TEXANS.....W	34-27	50,437		Paul Brown Stadium
Nov. 16	KANSAS CITY CHIEFS.....W	24-19	64,923		Paul Brown Stadium
Nov. 23	at San Diego Chargers.....W	34-27	52,069		Qualcomm Stadium
Nov. 30	at Pittsburgh Steelers.....W	24-20	58,797		Heinz Field
Dec. 7	at Baltimore Ravens.....L	13-31	69,468		M&T Bank Stadium
Dec. 14	SAN FRANCISCO 49ERS.....W	41-38	64,666		Paul Brown Stadium
Dec. 21	at St. Louis Rams.....L	10-27	66,061		Edward Jones Dome
Dec. 28	CLEVELAND BROWNS.....L	14-22	65,362		Paul Brown Stadium
REGULAR-SEASON TOTALS		8-8-0	346-384	—	Regular-season home att.: 479,488

2004					
8-8-0 (5-3 HOME, 3-5 ROAD)			3RD IN AFC NORTH		
HEAD COACH: MARVIN LEWIS					
DATE	OPPONENT	W-L	SCORE	ATT.	STADIUM/NOTES
Sept. 12	at N.Y. Jets.....L	24-31	77,230		The Meadowlands
Sept. 19	MIAMI DOLPHINS.....W	16-13	65,705		Paul Brown Stadium/Sunday night
Sept. 26	BALTIMORE RAVENS.....L	9-23	65,575		Paul Brown Stadium
Oct. 3	at Pittsburgh Steelers.....L	17-28	62,402		Heinz Field
Oct. 10	— BYE —				
Oct. 17	at Cleveland Browns.....L	17-34	73,263		Cleveland Browns Stadium
Oct. 25	DENVER BRONCOS.....W	23-10	65,806		Paul Brown Stadium/Monday night
Oct. 31	at Tennessee Titans.....L	20-27	68,932		The Coliseum
Nov. 7	DALLAS COWBOYS.....W	26-3	65,721		Paul Brown Stadium
Nov. 14	at Washington Redskins.....W	17-10	87,786		FedExField
Nov. 21	PITTSBURGH STEELERS.....L	14-19	65,780		Paul Brown Stadium
Nov. 28	CLEVELAND BROWNS.....W	58-48	65,677		Paul Brown Stadium
Dec. 5	at Baltimore Ravens.....W	27-26	69,695		M&T Bank Stadium
Dec. 12	at New England Patriots.....L	28-35	68,756		Gillette Stadium
Dec. 19	BUFFALO BILLS.....L	17-33	65,378		Paul Brown Stadium
Dec. 26	N.Y. GIANTS.....W	23-22	64,606		Paul Brown Stadium
Jan. 2	at Philadelphia Eagles.....W	38-10	67,074		Lincoln Financial Field
REGULAR-SEASON TOTALS		8-8-0	374-372	—	Regular-season home att.: 524,248

2005					
11-5-0 (5-3 HOME, 6-2 ROAD)			1ST IN AFC NORTH		
HEAD COACH: MARVIN LEWIS					
DATE	OPPONENT	W-L	SCORE	ATT.	STADIUM/NOTES
Sept. 11	at Cleveland Browns.....W	27-13	73,013		Cleveland Browns Stadium
Sept. 18	MINNESOTA VIKINGS.....W	37-8	65,763		Paul Brown Stadium
Sept. 25	at Chicago Bears.....W	24-7	62,045		Soldier Field
Oct. 2	HOUSTON TEXANS.....W	16-10	65,714		Paul Brown Stadium
Oct. 9	at Jacksonville Jaguars.....L	20-23	66,137		ALLTEL Stadium/Sunday night
Oct. 16	at Tennessee Titans.....W	31-23	69,149		The Coliseum
Oct. 23	PITTSBURGH STEELERS.....L	13-27	66,104		Paul Brown Stadium
Oct. 30	GREEN BAY PACKERS.....W	21-14	65,940		Paul Brown Stadium
Nov. 6	at Baltimore Ravens.....W	21-9	70,540		M&T Bank Stadium
Nov. 13	— BYE —				
Nov. 20	INDIANAPOLIS COLTS.....L	37-45	65,995		Paul Brown Stadium
Nov. 27	BALTIMORE RAVENS.....W	42-29	65,680		Paul Brown Stadium
Dec. 4	at Pittsburgh Steelers.....W	38-31	63,044		Heinz Field
Dec. 11	CLEVELAND BROWNS.....W	23-20	65,788		Paul Brown Stadium
Dec. 18	at Detroit Lions.....W	41-17	61,749		Ford Field
Dec. 24	BUFFALO BILLS.....L	27-37	65,485		Paul Brown Stadium/Saturday afternoon
Jan. 1	at Kansas City Chiefs.....L	3-37	77,211		Arrowhead Stadium
REGULAR-SEASON TOTALS		11-5-0	421-350	—	Regular-season home att.: 526,469
AFC WILD CARD PLAYOFF					
Jan. 8	PITTSBURGH STEELERS.....L	17-31	65,870		Paul Brown Stadium

2006					
8-8-0 (4-4 HOME, 4-4 ROAD)			2ND IN AFC NORTH		
HEAD COACH: MARVIN LEWIS					
DATE	OPPONENT	W-L	SCORE	ATT.	STADIUM/NOTES
Sept. 10	at Kansas City Chiefs.....W	23-10	77,956		Arrowhead Stadium
Sept. 17	CLEVELAND BROWNS.....W	34-17	66,072		Paul Brown Stadium
Sept. 24	at Pittsburgh Steelers.....W	28-20	64,922		Heinz Field
Oct. 1	NEW ENGLAND PATRIOTS.....L	13-38	66,035		Paul Brown Stadium
Oct. 8	— BYE —				
Oct. 15	at Tampa Bay Buccaneers.....L	13-14	65,732		Raymond James Stadium
Oct. 22	CAROLINA PANTHERS.....W	17-14	65,964		Paul Brown Stadium
Oct. 29	ATLANTA FALCONS.....L	27-29	65,978		Paul Brown Stadium
Nov. 5	at Baltimore Ravens.....L	20-26	70,792		M&T Bank Stadium
Nov. 12	SAN DIEGO CHARGERS.....L	41-49	65,917		Paul Brown Stadium
Nov. 19	at New Orleans Saints.....W	31-16	68,001		Louisiana Superdome
Nov. 26	at Cleveland Browns.....W	30-0	72,926		Cleveland Browns Stadium
Nov. 30	BALTIMORE RAVENS.....W	13-7	65,973		Paul Brown Stadium/Thursday night
Dec. 10	OAKLAND RAIDERS.....W	27-10	65,882		Paul Brown Stadium
Dec. 18	at Indianapolis Colts.....L	16-34	57,292		RCA Dome/Monday night
Dec. 24	at Denver Broncos.....L	23-24	75,759		INVESCO Field at Mile High
Dec. 31	PITTSBURGH STEELERS.....L	*17-23	66,049		Paul Brown Stadium*OT
REGULAR-SEASON TOTALS		8-8-0	373-331	—	Regular-season home att.: 527,870

2007					
7-9-0 (5-3 HOME, 2-6 ROAD)			3RD IN AFC NORTH		
HEAD COACH: MARVIN LEWIS					
DATE	OPPONENT	W-L	SCORE	ATT.	STADIUM/NOTES
Sept. 10	BALTIMORE RAVENS.....W	27-20	66,093		Paul Brown Stadium/Monday night
Sept. 16	at Cleveland Browns.....L	45-51	72,801		Cleveland Browns Stadium
Sept. 23	at Seattle Seahawks.....L	21-24	68,110		Owest Field
Oct. 1	NEW ENGLAND PATRIOTS.....L	13-34	66,113		Paul Brown Stadium/Monday night
Oct. 7	— BYE —				
Oct. 14	at Kansas City Chiefs.....L	20-27	76,846		Arrowhead Stadium
Oct. 21	N.Y. JETS.....W	38-31	65,868		Paul Brown Stadium
Oct. 28	PITTSBURGH STEELERS.....L	13-24	66,188		Paul Brown Stadium
Nov. 4	at Buffalo Bills.....L	21-33	70,745		Ralph Wilson Stadium
Nov. 11	at Baltimore Ravens.....W	21-7	71,130		M&T Bank Stadium
Nov. 18	ARIZONA CARDINALS.....L	27-35	65,403		Paul Brown Stadium
Nov. 25	TENNESSEE TITANS.....W	35-6	65,489		Paul Brown Stadium
Dec. 2	at Pittsburgh Steelers.....L	10-24	58,842		Heinz Field/Sunday night
Dec. 9	ST. LOUIS RAMS.....W	19-10	65,143		Paul Brown Stadium
Dec. 15	at San Francisco 49ers.....L	13-20	68,053		Monster Park/Saturday night
Dec. 23	CLEVELAND BROWNS.....W	19-14	66,023		Paul Brown Stadium
Dec. 30	at Miami Dolphins.....W	38-25	70,461		Dolphin Stadium
REGULAR-SEASON TOTALS		7-9-0	380-385	—	Regular-season home att.: 526,320

(All-time results — regular season and postseason, continued)

2008
4-11-1 (3-4-1 HOME, 1-7 ROAD) 3RD IN AFC NORTH
HEAD COACH: MARVIN LEWIS
DATE OPPONENT W-L SCORE ATT. STADIUM/NOTES

2009
10-6-0 (6-2 HOME, 4-4 ROAD) 1ST IN AFC NORTH
HEAD COACH: MARVIN LEWIS
DATE OPPONENT W-L SCORE ATT. STADIUM/NOTES

2010
4-12-0 (3-5 HOME, 1-7 ROAD) 4TH IN AFC NORTH
HEAD COACH: MARVIN LEWIS
DATE OPPONENT W-L SCORE ATT. STADIUM/NOTES

2011
9-7-0 (4-4 HOME, 5-3 ROAD) 3RD IN AFC NORTH (WILD CARD QUALIFIER)
HEAD COACH: MARVIN LEWIS
DATE OPPONENT W-L SCORE ATT. STADIUM/NOTES

2012
10-6-0 (4-4 HOME, 6-2 ROAD) 2ND IN AFC NORTH (WILD CARD QUALIFIER)
HEAD COACH: MARVIN LEWIS
DATE OPPONENT W-L SCORE ATT. STADIUM/NOTES

2013
11-5-0 (8-0 HOME, 3-5 ROAD) 1ST IN AFC NORTH
HEAD COACH: MARVIN LEWIS
DATE OPPONENT W-L SCORE ATT. STADIUM/NOTES

2014
10-5-1 (5-2-1 HOME, 5-3 ROAD) 2ND IN AFC NORTH (WILD CARD QUALIFIER)
HEAD COACH: MARVIN LEWIS
DATE OPPONENT W-L SCORE ATT. STADIUM/NOTES

2015
12-4-0 (6-2 HOME, 6-2 ROAD) 1ST IN AFC NORTH
HEAD COACH: MARVIN LEWIS
DATE OPPONENT W-L SCORE ATT. STADIUM/NOTES

(All-time results — regular season and postseason, continued)

2016					
6-9-1 (4-3 HOME, 2-6 ROAD, 0-0-1 NEUTRAL) 3RD IN AFC NORTH					
HEAD COACH: MARVIN LEWIS					
DATE	OPPONENT	W-L	SCORE	ATT.	STADIUM/NOTES
Sept. 11	at N.Y. JetsW	23-22	78,160	MetLife Stadium
Sept. 18	at Pittsburgh SteelersL	16-24	65,072	Heinz Field
Sept. 25	DENVER BRONCOSL	17-29	63,850	Paul Brown Stadium
Sept. 29	MIAMI DOLPHINSW	22-7	60,834	Paul Brown Stadium/Thursday night
Oct. 9	at Dallas CowboysL	14-28	91,653	AT&T Stadium
Oct. 16	at New England PatriotsL	17-35	66,829	Gillette Stadium
Oct. 23	CLEVELAND BROWNSW	31-17	65,047	Paul Brown Stadium
Oct. 30	VS. WASHINGTON REDSKINST	*27-27	84,488	Wembley Stadium (London, England)/OT
Nov. 6	— BYE —				
Nov. 14	at N.Y. GiantsL	20-21	76,218	MetLife Stadium/Monday night
Nov. 20	BUFFALO BILLSL	12-16	61,356	Paul Brown Stadium
Nov. 27	at Baltimore RavensL	14-19	70,903	M&T Bank Stadium
Dec. 4	PHILADELPHIA EAGLESW	32-14	55,456	Paul Brown Stadium
Dec. 11	at Cleveland BrownsW	23-10	60,028	FirstEnergy Stadium
Dec. 18	PITTSBURGH STEELERSL	20-24	62,096	Paul Brown Stadium (flexed from 8:25 to 1)
Dec. 24	at Houston TexansL	10-12	71,836	NRG Stadium/Saturday night
Jan. 1	BALTIMORE RAVENSW	27-10	54,944	Paul Brown Stadium
REGULAR-SEASON TOTALS		6-9-1	325-315	—	Reg.-season home att.: 423,583 (7 games)

2017					
7-9-0 (4-4 HOME, 3-5 ROAD) 3RD IN AFC NORTH					
HEAD COACH: MARVIN LEWIS					
DATE	OPPONENT	W-L	SCORE	ATT.	STADIUM/NOTES
Sept. 10	BALTIMORE RAVENSL	0-20	55,254	Paul Brown Stadium
Sept. 14	HOUSTON TEXANSL	9-13	52,942	Paul Brown Stadium/Thursday night
Sept. 24	at Green Bay PackersL	*24-27	78,323	Lambeau Field/OT
Oct. 1	at Cleveland BrownsW	31-7	67,431	FirstEnergy Stadium
Oct. 8	BUFFALO BILLSW	20-16	52,367	Paul Brown Stadium
Oct. 15	— BYE —				
Oct. 22	at Pittsburgh SteelersL	14-29	65,363	Heinz Field
Oct. 29	INDIANAPOLIS COLTSW	24-23	57,901	Paul Brown Stadium
Nov. 5	at Jacksonville JaguarsL	7-23	60,720	EverBank Field
Nov. 12	at Tennessee TitansL	20-24	67,432	Nissan Stadium
Nov. 19	at Denver BroncosW	20-17	75,707	Sports Authority Field at Mile High
Nov. 26	CLEVELAND BROWNSW	30-16	51,710	Paul Brown Stadium
Dec. 4	PITTSBURGH STEELERSL	20-23	56,029	Paul Brown Stadium/Monday night
Dec. 10	CHICAGO BEARSL	7-33	52,002	Paul Brown Stadium
Dec. 17	at Minnesota VikingsL	7-34	66,833	U.S. Bank Stadium
Dec. 24	DETROIT LIONSW	26-17	47,732	Paul Brown Stadium
Dec. 31	at Baltimore RavensW	31-27	70,507	M&T Bank Stadium
REGULAR-SEASON TOTALS		7-9-0	290-349	—	Regular-season home att.: 425,937

2018					
6-10-0 (4-4 HOME, 2-6 ROAD) 4TH IN AFC NORTH					
HEAD COACH: MARVIN LEWIS					
DATE	OPPONENT	W-L	SCORE	ATT.	STADIUM/NOTES
Sept. 9	at Indianapolis ColtsW	34-23	58,699	Lucas Oil Stadium
Sept. 13	BALTIMORE RAVENSW	34-23	50,018	Paul Brown Stadium/Thursday night
Sept. 23	at Carolina PanthersL	21-31	72,161	Bank of America Stadium
Sept. 30	at Atlanta FalconsW	37-36	71,985	Mercedes-Benz Stadium
Oct. 7	MIAMI DOLPHINSW	27-17	52,708	Paul Brown Stadium
Oct. 14	PITTSBURGH STEELERSL	21-28	60,594	Paul Brown Stadium
Oct. 21	at Kansas City ChiefsL	10-45	75,676	Arrowhead Stad./Sun. night (flexed from 1)
Oct. 28	TAMPA BAY BUCCANEERSW	37-34	45,134	Paul Brown Stadium
Nov. 4	— BYE —				
Nov. 11	NEW ORLEANS SAINTSL	14-51	52,492	Paul Brown Stadium
Nov. 18	at Baltimore RavensL	21-24	70,077	M&T Bank Stadium
Nov. 25	CLEVELAND BROWNSL	20-35	56,122	Paul Brown Stadium
Dec. 2	DENVER BRONCOSL	10-24	44,392	Paul Brown Stadium
Dec. 9	at L.A. ChargersL	21-26	25,358	StubHub Center
Dec. 16	OAKLAND RAIDERSW	30-16	44,568	Paul Brown Stadium
Dec. 23	at Cleveland BrownsL	18-26	67,431	FirstEnergy Stadium
Dec. 30	at Pittsburgh SteelersL	13-16	63,874	Heinz Field
REGULAR-SEASON TOTALS		6-10-0	368-455	—	Regular-season home att.: 406,028

2019					
2-14-0 (2-6 HOME, 0-8 ROAD) 4TH IN AFC NORTH					
HEAD COACH: ZAC TAYLOR					
DATE	OPPONENT	W-L	SCORE	ATT.	STADIUM/NOTES
Sept. 8	at Seattle SeahawksL	20-21	68,710	CenturyLink Field
Sept. 15	SAN FRANCISCO 49ERSL	17-41	50,666	Paul Brown Stadium
Sept. 22	at Buffalo BillsL	17-21	69,448	New Era Field
Sept. 30	at Pittsburgh SteelersL	3-27	57,959	Heinz Field/Monday night
Oct. 6	ARIZONA CARDINALSL	23-26	46,012	Paul Brown Stadium
Oct. 13	at Baltimore RavensL	17-23	70,051	M&T Bank Stadium
Oct. 20	JACKSONVILLE JAGUARSL	17-27	42,784	Paul Brown Stadium
Oct. 27	vs. L.A. RamsL	10-24	83,720	Wembley Stadium (London, England)
Nov. 3	— BYE —				
Nov. 10	BALTIMORE RAVENSL	13-49	45,918	Paul Brown Stadium
Nov. 17	at Oakland RaidersL	10-17	51,921	Oakland-Alameda County Coliseum
Nov. 24	PITTSBURGH STEELERSL	10-16	47,423	Paul Brown Stadium
Dec. 1	N.Y. JETSW	22-6	39,804	Paul Brown Stadium
Dec. 8	at Cleveland BrownsL	19-27	67,431	FirstEnergy Stadium
Dec. 15	NEW ENGLAND PATRIOTSL	13-34	57,066	Paul Brown Stadium
Dec. 22	at Miami DolphinsL	*35-38	60,968	Hard Rock Stadium/OT
Dec. 29	CLEVELAND BROWNSW	33-23	47,759	Paul Brown Stadium
REGULAR-SEASON TOTALS		2-14-0	279-420	—	Regular-season home att.: 377,432

2020					
4-11-1 (3-5 HOME, 1-6-1 ROAD) 4TH IN AFC NORTH					
HEAD COACH: ZAC TAYLOR					
DATE	OPPONENT	W-L	SCORE	ATT.	STADIUM/NOTES
Sept. 13	L.A. CHARGERSL	13-16	—	Paul Brown Stadium
Sept. 17	at Cleveland BrownsL	30-35	6000	FirstEnergy Stadium/Thursday night
Sept. 27	at Philadelphia EaglesT	*23-23	—	Lincoln Financial Field/OT
Oct. 4	JACKSONVILLE JAGUARSW	33-25	6243	Paul Brown Stadium
Oct. 11	at Baltimore RavensL	3-27	—	M&T Bank Stadium
Oct. 18	at Indianapolis ColtsL	27-31	12,453	Lucas Oil Stadium
Oct. 25	CLEVELAND BROWNSL	34-37	9732	Paul Brown Stadium
Nov. 1	TENNESSEE TITANSW	31-20	9712	Paul Brown Stadium
Nov. 8	— BYE —				
Nov. 15	at Pittsburgh SteelersL	10-36	5909	Heinz Field
Nov. 22	at Washington Football TeamL	9-20	—	FedExField
Nov. 29	N.Y. GIANTSL	17-19	10,208	Paul Brown Stadium
Dec. 6	at Miami DolphinsL	7-19	12,577	Hard Rock Stadium
Dec. 13	DALLAS COWBOYSL	7-30	10,322	Paul Brown Stadium
Dec. 21	PITTSBURGH STEELERSW	27-17	10,249	Paul Brown Stadium/Monday night
Dec. 27	at Houston TexansW	37-31	12,344	NRG Stadium
Jan. 3	BALTIMORE RAVENSL	3-38	10,499	Paul Brown Stadium
REGULAR-SEASON TOTALS		4-11-1	311-424	—	Regular-season home att.: 66,965

2021					
10-7-0 (5-4 HOME, 5-3 ROAD) 1ST IN AFC NORTH					
HEAD COACH: ZAC TAYLOR					
DATE	OPPONENT	W-L	SCORE	ATT.	STADIUM/NOTES
Sept. 12	MINNESOTA VIKINGSW	*27-24	56,525	Paul Brown Stadium/OT
Sept. 19	at Chicago BearsL	17-20	60,840	Soldier Field
Sept. 26	at Pittsburgh SteelersW	24-10	58,076	Heinz Field
Sept. 30	JACKSONVILLE JAGUARSW	24-21	63,198	Paul Brown Stadium/Thursday night
Oct. 10	GREEN BAY PACKERSL	*22-25	64,195	Paul Brown Stadium/OT
Oct. 17	at Detroit LionsW	34-11	50,831	Ford Field
Oct. 24	at Baltimore RavensW	41-17	70,659	M&T Bank Stadium
Oct. 31	at N.Y. JetsL	31-34	67,503	MetLife Stadium
Nov. 7	CLEVELAND BROWNSL	16-41	65,451	Paul Brown Stadium
Nov. 14	— BYE —				
Nov. 21	at Las Vegas RaidersW	32-13	61,712	Allegiant Stadium
Nov. 28	PITTSBURGH STEELERSW	41-10	63,238	Paul Brown Stadium
Nov. 5	L.A. CHARGERSL	22-41	51,414	Paul Brown Stadium
Nov. 12	SAN FRANCISCO 49ERSL	*23-26	50,481	Paul Brown Stadium/OT
Nov. 19	at Denver BroncosW	15-10	76,134	Empower Field at Mile High
Nov. 26	BALTIMORE RAVENSW	41-21	63,922	Paul Brown Stadium
Jan. 2	KANSAS CITY CHIEFSW	34-31	64,505	Paul Brown Stadium
Jan. 9	at Cleveland BrownsL	16-21	67,431	FirstEnergy Stadium
REGULAR-SEASON TOTALS		10-7-0	460-376	—	Regular-season home att.: 542,929

AFC WILD CARD PLAYOFF					
Jan. 15	LAS VEGAS RAIDERSW	26-19	66,277	Paul Brown Stadium/Saturday afternoon

AFC DIVISIONAL PLAYOFF					
Jan. 22	at Tennessee TitansW	19-16	69,242	Nissan Stadium/Saturday afternoon

AFC CHAMPIONSHIP					
Jan. 30	at Kansas City ChiefsW	*27-24	73,377	Arrowhead Stadium/OT

SUPER BOWL LVI (AT INGLEWOOD, CALIF.)					
Feb. 13	L.A. RAMSL	20-23	70,048	SoFi Stadium/Sunday night

2022					
12-4-0 (6-1 HOME, 6-3 ROAD) 1ST IN AFC NORTH					
HEAD COACH: ZAC TAYLOR					
DATE	OPPONENT	W-L	SCORE	ATT.	STADIUM/NOTES
Sept. 11	PITTSBURGH STEELERSL	*20-23	65,841	Paycor Stadium/OT
Sept. 18	at Dallas CowboysL	17-20	92,944	AT&T Stadium
Sept. 25	at N.Y. JetsW	27-12	73,708	MetLife Stadium
Sept. 29	MIAMI DOLPHINSW	27-15	67,260	Paycor Stadium/Thursday night
Oct. 9	at Baltimore RavensL	17-19	70,548	M&T Bank Stadium/Sunday night
Oct. 16	at New Orleans SaintsW	30-26	70,004	Caesars Superdome
Oct. 23	ATLANTA FALCONSW	35-17	66,158	Paycor Stadium
Oct. 31	at Cleveland BrownsL	13-32	67,431	FirstEnergy Stadium/Monday night
Nov. 6	CAROLINA PANTHERSW	42-21	66,160	Paycor Stadium
Nov. 13	— BYE —				
Nov. 20	at Pittsburgh SteelersW	37-30	66,401	Acrisure Stadium (flexed from 8:20 to 4:25)
Nov. 27	at Tennessee TitansW	20-16	69,441	Nissan Stadium
Dec. 4	KANSAS CITY CHIEFSW	27-24	66,243	Paycor Stadium
Dec. 11	CLEVELAND BROWNSW	23-10	66,222	Paycor Stadium
Dec. 18	at Tampa Bay BuccaneersW	34-23	69,305	Raymond James Stadium
Dec. 24	at New England PatriotsW	22-18	65,878	Gillette Stadium
Jan. 2	BUFFALO BILLS—	—	—	Paycor Stadium/Mon. night/Game canceled due to collapse of Bills S Damar Hamlin
Jan. 8	BALTIMORE RAVENSW	27-16	65,849	Paycor Stadium
REGULAR-SEASON TOTALS		12-4-0	418-322	—	Regular-season home att.: 463,733

AFC WILD CARD PLAYOFF					
Jan. 15	BALTIMORE RAVENSW	24-17	66,399	Paycor Stadium/Sunday night

AFC DIVISIONAL PLAYOFF					
Jan. 22	at Buffalo BillsW	27-10	70,733	Highmark Stadium

AFC CHAMPIONSHIP					
Jan. 29	at Kansas City ChiefsL	20-23	73,426	GEHA Field at Arrowhead Stad./Sun. night

ALL-TIME RESULTS — REGULAR SEASON AND POSTSEASON BY OPPONENT

(The years listed are the seasons in which games were scheduled, not necessarily the calendar years in which games were played.)

ARIZONA CARDINALS

Regular-season series tied, 6-6-0

(Franchise was located in St. Louis through 1987, and it was known as the Phoenix Cardinals from 1988-93)

Table with columns: YEAR, DATE, SITE, W-L, SCORE. Lists game results for Arizona Cardinals from 1973 to 2019.

ATLANTA FALCONS

Bengals lead regular-season series, 10-5-0

Table with columns: YEAR, DATE, SITE, W-L, SCORE. Lists game results for Atlanta Falcons from 1971 to 2022.

BALTIMORE RAVENS

Ravens lead regular-season series, 28-26-0

Bengals lead postseason series, 1-0

Table with columns: YEAR, DATE, SITE, W-L, SCORE. Lists game results for Baltimore Ravens from 1996 to 2020.

Table with columns: YEAR, DATE, SITE, W-L, SCORE. Lists game results for Baltimore Ravens from 2021 to 2022.

*AFC Wild Card Playoff

BUFFALO BILLS

Bills lead regular-season series, 17-13-0

Bengals lead postseason series, 3-0

Table with columns: YEAR, DATE, SITE, W-L, SCORE. Lists game results for Buffalo Bills from 1968 to 2022.

AFC Divisional Playoff; *AFC Championship

CAROLINA PANTHERS

Regular-season series tied, 3-3-1

Table with columns: YEAR, DATE, SITE, W-L, SCORE. Lists game results for Carolina Panthers from 1999 to 2022.

CHICAGO BEARS

Regular-season series tied, 6-6-0

Table with columns: YEAR, DATE, SITE, W-L, SCORE. Lists game results for Chicago Bears from 1972 to 2021.

CLEVELAND BROWNS

Bengals lead regular-season series, 52-47-0

Table with columns: YEAR, DATE, SITE, W-L, SCORE. Lists game results for Cleveland Browns from 1970 to 1978.

Table with columns: YEAR, DATE, SITE, W-L, SCORE. Lists game results for Cleveland Browns from 1979 to 2022.

DALLAS COWBOYS

Cowboys lead regular-season series, 10-4-0

Table with columns: YEAR, DATE, SITE, W-L, SCORE. Lists game results for Dallas Cowboys from 1973 to 2022.

DENVER BRONCOS

Broncos lead regular-season series, 22-11-0

Table with columns: YEAR, DATE, SITE, W-L, SCORE. Lists game results for Denver Broncos from 1968 to 2021.

DETROIT LIONS

Bengals lead regular-season series, 10-3-0

Table with columns: YEAR, DATE, SITE, W-L, SCORE. Lists game results for Detroit Lions from 1970 to 2021.

GREEN BAY PACKERS

Regular-season series tied, 7-7-0

Table with columns: YEAR, DATE, SITE, W-L, SCORE. Lists game results for Green Bay Packers from 1971 to 2021.

(All-time results — by opponent, cont.)

HOUSTON TEXANS

Texans lead regular-season series, 6-5-0
Texans lead postseason series, 2-0

Table with columns: YEAR, DATE, SITE, W-L, SCORE. Lists game results for Houston Texans from 2002 to 2021.

INDIANAPOLIS COLTS

Colts lead regular-season series, 18-12-0
Colts lead postseason series, 2-0

(Franchise was located in Baltimore through 1983)

Table with columns: YEAR, DATE, SITE, W-L, SCORE. Lists game results for Indianapolis Colts from 1970 to 2021.

JACKSONVILLE JAGUARS

Jaguars lead regular-season series, 13-11-0

Table with columns: YEAR, DATE, SITE, W-L, SCORE. Lists game results for Jacksonville Jaguars from 1995 to 2021.

KANSAS CITY CHIEFS

Bengals lead regular-season series, 17-14-0
Postseason series tied, 1-1

Table with columns: YEAR, DATE, SITE, W-L, SCORE. Lists game results for Kansas City Chiefs from 1968 to 2021.

LAS VEGAS RAIDERS

Raiders lead regular-season series, 19-12-0
Raiders lead postseason series, 2-1

(Franchise was located in Oakland through 1981, in Los Angeles from 1982-94, and then in Oakland again from 1995-2019)

Table with columns: YEAR, DATE, SITE, W-L, SCORE. Lists game results for Las Vegas Raiders from 1968 to 2021.

**AFC Wild Card Playoff; **AFC Divisional Playoff

LOS ANGELES CHARGERS

Chargers lead regular-season series, 22-14-0
Postseason series tied, 1-1

(Franchise was located in San Diego through 2016)

Table with columns: YEAR, DATE, SITE, W-L, SCORE. Lists game results for Los Angeles Chargers from 1968 to 2021.

LOS ANGELES RAMS

Bengals lead regular-season series, 8-6-0
Rams lead postseason series, 1-0

(Franchise was located in St. Louis from 1995-2015)

Table with columns: YEAR, DATE, SITE, W-L, SCORE. Lists game results for Los Angeles Rams from 1972 to 2021.

MIAMI DOLPHINS

Dolphins lead regular-season series, 17-8-0
Dolphins lead postseason series, 1-0

Table with columns: YEAR, DATE, SITE, W-L, SCORE. Lists game results for Miami Dolphins from 1968 to 2021.

**AFC Divisional Playoff

MINNESOTA VIKINGS

Regular-season series tied, 7-7-0

Table with columns: YEAR, DATE, SITE, W-L, SCORE. Lists game results for Minnesota Vikings from 1973 to 2021.

NEW ENGLAND PATRIOTS

Patriots lead regular-season series, 17-10-0
(Franchise was known as the Boston Patriots through 1970)

Table with columns: YEAR, DATE, SITE, W-L, SCORE. Lists game results for New England Patriots from 1968 to 2021.

NEW ORLEANS SAINTS

Bengals lead regular-season series, 8-7-0

Table with columns: YEAR, DATE, SITE, W-L, SCORE. Lists game results for New Orleans Saints from 1970 to 2021.

N.Y. GIANTS

Bengals lead regular-season series, 6-5-0

Table with columns: YEAR, DATE, SITE, W-L, SCORE. Lists game results for New York Giants from 1972 to 2021.

(All-time results — by opponent, cont.)

N.Y. JETS

Jets lead regular-season series, 16-11-0
Jets lead postseason series, 2-0

Table with columns: YEAR, DATE, SITE, W-L, SCORE. Lists game results for the New York Jets from 1968 to 2022.

*AFC First-Round Playoff; *AFC Wild Card Playoff

PHILADELPHIA EAGLES

Bengals lead regular-season series, 9-3-2

Table with columns: YEAR, DATE, SITE, W-L, SCORE. Lists game results for the Philadelphia Eagles from 1971 to 2020.

PITTSBURGH STEELERS

Steelers lead regular-season series, 66-39-0
Steelers lead postseason series, 2-0

Table with columns: YEAR, DATE, SITE, W-L, SCORE. Lists game results for the Pittsburgh Steelers from 1970 to 1990.

Table with columns: YEAR, DATE, SITE, W-L, SCORE. Lists game results for Cincinnati Bengals from 1991 to 2022.

*AFC Wild Card Playoff

SAN FRANCISCO 49ERS

49ers lead regular-season series, 11-4-0
49ers lead postseason series, 2-0

Table with columns: YEAR, DATE, SITE, W-L, SCORE. Lists game results for the San Francisco 49ers from 1974 to 2021.

#Super Bowl XVI; ##Super Bowl XXIII

SEATTLE SEAHAWKS

Regular-season series tied, 10-10-0
Bengals lead postseason series, 1-0

Table with columns: YEAR, DATE, SITE, W-L, SCORE. Lists game results for the Seattle Seahawks from 1977 to 2021.

**AFC Divisional Playoff

TAMPA BAY BUCCANEERS

Buccaneers lead regular-season series, 7-6-0

Table with columns: YEAR, DATE, SITE, W-L, SCORE. Lists game results for the Tampa Bay Buccaneers from 1976 to 2022.

TENNESSEE TITANS

Titans lead regular-season series, 40-35-1
Bengals lead postseason series, 2-0

(Franchise was located in Houston through 1996, and it was known as the Oilers through 1998)

Table with columns: YEAR, DATE, SITE, W-L, SCORE. Lists game results for the Tennessee Titans from 1968 to 1993.

Table with columns: YEAR, DATE, SITE, W-L, SCORE. Lists game results for the Houston Oilers from 1994 to 2022.

WASHINGTON COMMANDERS

Regular-season series tied, 5-5-1

(Franchise was known as the Washington Redskins through 2019, and as the Washington Football Team from 2020-21)

Table with columns: YEAR, DATE, SITE, W-L, SCORE. Lists game results for the Washington Commanders from 1970 to 2020.

ALL-TIME RESULTS — PRESEASON BY YEAR

All-time preseason record: 112-122-2

(All games listed are night games unless noted otherwise. Opponents are capitalized for games in which the Bengals were the home team, including those games played at neutral sites.)

1968 (2-3-0) Table with columns: DATE, OPPONENT, W-L, SCORE, NOTES. Games include KANSAS CITY CHIEFS, DENVER BRONCOS, BUFFALO BILLS, PITTSBURGH STEELERS, VS. N.Y. JETS.

1969 (3-2-0) Table with columns: DATE, OPPONENT, W-L, SCORE, NOTES. Games include vs. Boston Patriots, vs. Kansas City Chiefs, MIAMI DOLPHINS, at Pittsburgh Steelers, DENVER BRONCOS.

1970 (2-3-1) Table with columns: DATE, OPPONENT, W-L, SCORE, NOTES. Games include WASHINGTON REDSKINS, at Miami Dolphins, at St. Louis Cardinals, CLEVELAND BROWNS, at Green Bay Packers, DETROIT LIONS.

1971 (5-0-1) Table with columns: DATE, OPPONENT, W-L, SCORE, NOTES. Games include at Miami Dolphins, at Detroit Lions, PITTSBURGH STEELERS, ST. LOUIS CARDINALS, GREEN BAY PACKERS, at Washington Redskins.

1972 (3-3-0) Table with columns: DATE, OPPONENT, W-L, SCORE, NOTES. Games include at Green Bay Packers, DETROIT LIONS, MIAMI DOLPHINS, at Philadelphia Eagles, VS. CLEVELAND BROWNS, ATLANTA FALCONS.

1973 (4-2-0) Table with columns: DATE, OPPONENT, W-L, SCORE, NOTES. Games include at Miami Dolphins, PHILADELPHIA EAGLES, vs. Cleveland Browns, at Detroit Lions, ATLANTA FALCONS, GREEN BAY PACKERS.

1974 (4-2-0) Table with columns: DATE, OPPONENT, W-L, SCORE, NOTES. Games include MIAMI DOLPHINS, PHILADELPHIA EAGLES, at Atlanta Falcons, DETROIT LIONS, VS. CLEVELAND BROWNS, at Green Bay Packers.

1975 (4-3-0) Table with columns: DATE, OPPONENT, W-L, SCORE, NOTES. Games include VS. WASHINGTON REDSKINS, at Miami Dolphins, at Buffalo Bills, GREEN BAY PACKERS, at Philadelphia Eagles, at Detroit Lions, NEW ORLEANS SAINTS.

1976 (4-2-0) Table with columns: DATE, OPPONENT, W-L, SCORE, NOTES. Games include at Green Bay Packers, BUFFALO BILLS, DETROIT LIONS, at Minnesota Vikings, at New Orleans Saints, at Tampa Bay Buccaneers.

1977 (5-1-0) Table with columns: DATE, OPPONENT, W-L, SCORE, NOTES. Games include at Green Bay Packers, TAMPA BAY BUCCANEERS, at Detroit Lions, at St. Louis Cardinals, MINNESOTA VIKINGS, at Chicago Bears.

1978 (2-2-0) Table with columns: DATE, OPPONENT, W-L, SCORE, NOTES. Games include at Tampa Bay Buccaneers, DETROIT LIONS, CHICAGO BEARS, at Green Bay Packers.

1979 (2-2-0) Table with columns: DATE, OPPONENT, W-L, SCORE, NOTES. Games include at Detroit Lions, GREEN BAY PACKERS, at Chicago Bears, TAMPA BAY BUCCANEERS.

1980 (1-3-0) Table with columns: DATE, OPPONENT, W-L, SCORE, NOTES. Games include at Denver Broncos, CHICAGO BEARS, at Tampa Bay Buccaneers, DETROIT LIONS.

1981 (2-2-0) Table with columns: DATE, OPPONENT, W-L, SCORE, NOTES. Games include at Tampa Bay Buccaneers, at Detroit Lions, at Chicago Bears, DENVER BRONCOS.

1982 (1-3-0) Table with columns: DATE, OPPONENT, W-L, SCORE, NOTES. Games include at Kansas City Chiefs, at Green Bay Packers, DETROIT LIONS, WASHINGTON REDSKINS.

1983 (0-4-0) Table with columns: DATE, OPPONENT, W-L, SCORE, NOTES. Games include KANSAS CITY CHIEFS, at Washington Redskins, N.Y. JETS, at Detroit Lions.

1984 (3-1-0) Table with columns: DATE, OPPONENT, W-L, SCORE, NOTES. Games include at N.Y. Jets, at Tampa Bay Buccaneers, at Chicago Bears, DETROIT LIONS.

1985 (2-2-0) Table with columns: DATE, OPPONENT, W-L, SCORE, NOTES. Games include KANSAS CITY CHIEFS, N.Y. JETS, at Detroit Lions, at Indianapolis Colts.

1986 (1-3-0) Table with columns: DATE, OPPONENT, W-L, SCORE, NOTES. Games include at Kansas City Chiefs, at N.Y. Jets, GREEN BAY PACKERS, DETROIT LIONS.

1987 (2-2-0) Table with columns: DATE, OPPONENT, W-L, SCORE, NOTES. Games include at Tampa Bay Buccaneers, at Detroit Lions, at Green Bay Packers, NEW ORLEANS SAINTS.

1988 (4-1-0) Table with columns: DATE, OPPONENT, W-L, SCORE, NOTES. Games include vs. Los Angeles Rams, at Kansas City Chiefs, at Buffalo Bills, DETROIT LIONS, at New England Patriots.

1989 (2-2-0) Table with columns: DATE, OPPONENT, W-L, SCORE, NOTES. Games include BUFFALO BILLS, at Detroit Lions, at New Orleans Saints, at Minnesota Vikings.

1990 (1-3-0) Table with columns: DATE, OPPONENT, W-L, SCORE, NOTES. Games include at Tampa Bay Buccaneers, at Atlanta Falcons, at New England Patriots, DETROIT LIONS.

1991 (2-2-0) Table with columns: DATE, OPPONENT, W-L, SCORE, NOTES. Games include at Detroit Lions, PHILADELPHIA EAGLES, MINNESOTA VIKINGS, at Green Bay Packers.

1992 (2-2-0) Table with columns: DATE, OPPONENT, W-L, SCORE, NOTES. Games include at N.Y. Giants, at Philadelphia Eagles, INDIANAPOLIS COLTS, DETROIT LIONS.

1993 (2-2-0) Table with columns: DATE, OPPONENT, W-L, SCORE, NOTES. Games include N.Y. GIANTS, at Indianapolis Colts, at Detroit Lions, PHILADELPHIA EAGLES.

1994 (1-3-0) Table with columns: DATE, OPPONENT, W-L, SCORE, NOTES. Games include at Tampa Bay Buccaneers, INDIANAPOLIS COLTS, at Philadelphia Eagles, DETROIT LIONS.

1995 (1-3-0) Table with columns: DATE, OPPONENT, W-L, SCORE, NOTES. Games include at Indianapolis Colts, TAMPA BAY BUCCANEERS, at Detroit Lions, N.Y. JETS.

1996 (2-2-0) Table with columns: DATE, OPPONENT, W-L, SCORE, NOTES. Games include INDIANAPOLIS COLTS, at Arizona Cardinals, at Washington Redskins, DETROIT LIONS.

1997 (2-2-0) Table with columns: DATE, OPPONENT, W-L, SCORE, NOTES. Games include at Indianapolis Colts, at Detroit Lions, MINNESOTA VIKINGS, SEATTLE SEAHAWKS.

1998 (1-3-0) Table with columns: DATE, OPPONENT, W-L, SCORE, NOTES. Games include at N.Y. Giants, INDIANAPOLIS COLTS, DETROIT LIONS, at Atlanta Falcons.

1999 (0-4-0) Table with columns: DATE, OPPONENT, W-L, SCORE, NOTES. Games include at Indianapolis Colts, at Detroit Lions, BUFFALO BILLS, ATLANTA FALCONS.

2000 (1-3-0) Table with columns: DATE, OPPONENT, W-L, SCORE, NOTES. Games include at Buffalo Bills, at Atlanta Falcons, CHICAGO BEARS, DETROIT LIONS.

2001 (1-3-0) Table with columns: DATE, OPPONENT, W-L, SCORE, NOTES. Games include at Chicago Bears, at Detroit Lions, BUFFALO BILLS, INDIANAPOLIS COLTS.

2002 (2-2-0) Table with columns: DATE, OPPONENT, W-L, SCORE, NOTES. Games include at Buffalo Bills, at Indianapolis Colts, NEW ORLEANS SAINTS, ATLANTA FALCONS.

2003 (1-3-0) Table with columns: DATE, OPPONENT, W-L, SCORE, NOTES. Games include at N.Y. Jets, DETROIT LIONS, TENNESSEE TITANS, at Indianapolis Colts.

(All-time results — preseason, continued)

2004 (2-2-0)

DATE	OPPONENT	W-L	SCORE	NOTES
Aug. 16	at Tampa Bay Buccaneers	L	6-20	
Aug. 21	NEW ENGLAND PATRIOTS	W	31-3	
Aug. 28	at Atlanta Falcons	L	10-37	
Sept. 3	INDIANAPOLIS COLTS	W	16-13	

2005 (2-2-0)

DATE	OPPONENT	W-L	SCORE	NOTES
Aug. 12	NEW ENGLAND PATRIOTS	L	13-23	
Aug. 19	at Washington Redskins	W	24-17	
Aug. 26	at Philadelphia Eagles	L	17-27	
Sept. 2	INDIANAPOLIS COLTS	W	38-0	

2006 (4-0-0)

DATE	OPPONENT	W-L	SCORE	NOTES
Aug. 13	WASHINGTON REDSKINS	W	19-3	
Aug. 18	at Buffalo Bills	W	44-31	
Aug. 28	GREEN BAY PACKERS	W	48-17	
Sept. 1	at Indianapolis Colts	W	20-3	

2007 (1-3-0)

DATE	OPPONENT	W-L	SCORE	NOTES
Aug. 9	at Detroit Lions	L	26-27	
Aug. 18	NEW ORLEANS SAINTS	L	19-27	
Aug. 27	at Atlanta Falcons	L	19-24	
Aug. 31	INDIANAPOLIS COLTS	W	14-6	

2008 (2-2-0)

DATE	OPPONENT	W-L	SCORE	NOTES
Aug. 11	at Green Bay Packers	W	20-17	
Aug. 17	DETROIT LIONS	L	10-27	
Aug. 23	NEW ORLEANS SAINTS	L	0-13	
Aug. 28	at Indianapolis Colts	W	27-7	

2009 (2-2-0)

DATE	OPPONENT	W-L	SCORE	NOTES
Aug. 14	at New Orleans Saints	L	7-17	
Aug. 20	at New England Patriots	W	7-6	
Aug. 27	ST. LOUIS RAMS	L	21-24	
Sept. 3	INDIANAPOLIS COLTS	W	38-7	

2010 (3-2-0)

DATE	OPPONENT	W-L	SCORE	NOTES
Aug. 8	VS. DALLAS COWBOYS	L	7-16	Hall of Fame Game at Canton, Ohio
Aug. 15	DENVER BRONCOS	W	33-24	
Aug. 20	PHILADELPHIA EAGLES	W	22-9	
Aug. 28	at Buffalo Bills	L	20-35	
Sept. 2	at Indianapolis Colts	W	30-28	

2011 (1-3-0)

DATE	OPPONENT	W-L	SCORE	NOTES
Aug. 12	at Detroit Lions	L	3-34	
Aug. 21	at N.Y. Jets	L	7-27	
Aug. 25	CAROLINA PANTHERS	W	24-13	
Sept. 1	INDIANAPOLIS COLTS	L	13-17	

2012 (2-2-0)

DATE	OPPONENT	W-L	SCORE	NOTES
Aug. 10	N.Y. JETS	W	17-6	
Aug. 16	at Atlanta Falcons	W	24-19	
Aug. 23	GREEN BAY PACKERS	L	13-27	
Aug. 30	at Indianapolis Colts	L	16-20	

2013 (3-1-0)

DATE	OPPONENT	W-L	SCORE	NOTES
Aug. 8	at Atlanta Falcons	W	34-10	
Aug. 17	TENNESSEE TITANS	W	27-19	
Aug. 24	at Dallas Cowboys	L	18-24	
Aug. 29	INDIANAPOLIS COLTS	W	27-10	

2014 (2-2-0)

DATE	OPPONENT	W-L	SCORE	NOTES
Aug. 7	at Kansas City Chiefs	L	39-41	
Aug. 16	N.Y. JETS	L	17-25	
Aug. 24	at Arizona Cardinals	W	19-13	
Aug. 28	INDIANAPOLIS COLTS	W	35-7	

2015 (3-1-0)

DATE	OPPONENT	W-L	SCORE	NOTES
Aug. 14	N.Y. GIANTS	W	23-10	
Aug. 24	at Tampa Bay Buccaneers	L	11-25	
Aug. 29	CHICAGO BEARS	W	21-10	
Sept. 3	at Indianapolis Colts	W	9-6	

2016 (1-3-0)

DATE	OPPONENT	W-L	SCORE	NOTES
Aug. 12	MINNESOTA VIKINGS	L	16-17	
Aug. 18	at Detroit Lions	W	30-14	
Aug. 28	at Jacksonville Jaguars	L	21-26	
Sept. 1	INDIANAPOLIS COLTS	L	10-13	

2017 (1-3-0)

DATE	OPPONENT	W-L	SCORE	NOTES
Aug. 11	TAMPA BAY BUCCANEERS	W	23-12	
Aug. 19	KANSAS CITY CHIEFS	L	12-30	
Aug. 27	at Washington Redskins	L	17-23	
Aug. 31	at Indianapolis Colts	L	6-7	

2018 (3-1-0)

DATE	OPPONENT	W-L	SCORE	NOTES
Aug. 9	CHICAGO BEARS	W	30-27	
Aug. 18	at Dallas Cowboys	W	21-13	
Aug. 26	at Buffalo Bills	W	26-13	
Aug. 30	INDIANAPOLIS COLTS	L	26-27	

2019 (1-3-0)

DATE	OPPONENT	W-L	SCORE	NOTES
Aug. 10	at Kansas City Chiefs	L	17-38	
Aug. 15	at Washington Redskins	W	23-13	
Aug. 22	N.Y. GIANTS	L	23-25	
Aug. 29	INDIANAPOLIS COLTS	L	6-13	

2020 (0-0-0)

DATE	OPPONENT	W-L	SCORE	NOTES
Aug. 15	at Kansas City Chiefs	—	—	Game canceled*
Aug. 21	MINNESOTA VIKINGS	—	—	Game canceled*
Aug. 28	at Atlanta Falcons	—	—	Game canceled*
Sept. 3	INDIANAPOLIS COLTS	—	—	Game canceled*

* 2020 NFL preseason was canceled due to COVID-19 pandemic.

2021 (1-2-0)

DATE	OPPONENT	W-L	SCORE	NOTES
Aug. 14	at Tampa Bay Buccaneers	W	19-14	
Aug. 20	at Washington Football Team	L	13-17	
Aug. 29	MIAMI DOLPHINS	L	26-29	

2022 (1-2-0)

DATE	OPPONENT	W-L	SCORE	NOTES
Aug. 12	ARIZONA CARDINALS	L	23-36	
Aug. 21	at N.Y. Giants	L	22-25	
Aug. 27	L.A. RAMS	W	16-7	

ALL-TIME PRESEASON RESULTS — VS. 2023 PRESEASON OPPONENTS

GAME 1

GREEN BAY PACKERS

Bengals lead preseason series, 11-5-1

YEAR	DATE	SITE	SCORE	NOTES
1970	Sept. 5	Milwaukee	T, 10-10	
1971	Sept. 4	Cincinnati	W, 27-24	
1972	Aug. 5	Green Bay	L, 14-24	
1973	Sept. 8	Cincinnati	W, 13-10	
1974	Sept. 6	Milwaukee	L, 24-26	
1975	Aug. 23	Cincinnati	W, 27-10	
1976	July 31	Green Bay	W, 23-17	
1977	Aug. 6	Green Bay	L, 20-23	
1978	Aug. 26	Milwaukee	W, 17-14	
1979	Aug. 11	Cincinnati	W, 20-5	
1982	Aug. 20	Milwaukee	L, 27-41	
1986	Aug. 23	Cincinnati	W, 34-12	
1987	Aug. 29	Green Bay	W, 28-20	
1991	Aug. 24	Milwaukee	W, 19-16	OT
2006	Aug. 28	Cincinnati	W, 48-17	
2008	Aug. 11	Green Bay	W, 20-17	
2012	Aug. 23	Cincinnati	L, 13-27	

GAME 2

ATLANTA FALCONS

Falcons lead preseason series, 8-4-0

YEAR	DATE	SITE	SCORE	NOTES
1972	Sept. 9	Cincinnati	L, 14-44	
1973	Sept. 1	Cincinnati	W, 31-20	
1974	Aug. 17	Atlanta	W, 13-7	OT
1990	Aug. 18	Atlanta	L, 17-34	
1998	Aug. 28	Atlanta	L, 0-17	
1999	Sept. 3	Cincinnati	L, 16-28	
2000	Aug. 11	Atlanta	L, 16-31	
2002	Aug. 29	Cincinnati	L, 14-27	
2004	Aug. 28	Atlanta	L, 10-37	
2007	Aug. 27	Atlanta	L, 19-24	
2012	Aug. 16	Atlanta	W, 24-19	
2013	Aug. 8	Atlanta	W, 34-10	
2020	Aug. 28	Atlanta	—	Game canceled due to COVID-19 pandemic

GAME 3

WASHINGTON COMMANDERS

Bengals lead preseason series, 6-4-1

YEAR	DATE	SITE	SCORE	NOTES
1970	Aug. 8	Cincinnati	W, 27-12	
1971	Sept. 11	Washington	T, 17-17	
1975	Aug. 2	at Canton, Ohio	L, 9-17	Cin. was home team
1982	Sept. 3	Cincinnati	W, 28-21	
1983	Aug. 12	Washington	L, 23-27	
1996	Aug. 16	Washington	W, 28-7	
2005	Aug. 19	Washington	W, 24-17	
2006	Aug. 13	Cincinnati	W, 19-3	
2017	Aug. 27	Washington	L, 17-23	
2019	Aug. 15	Washington	W, 23-13	
2021	Aug. 20	Washington	L, 13-17	

COACHING HISTORY

HEAD COACHES

REGULAR SEASON				
SEASON	COACH	W	L	PCT.
1968	Paul Brown	3	11	0.214
1969	Paul Brown	4	9	0.308
1970-x	Paul Brown	8	6	0.571
1971	Paul Brown	4	10	0.286
1972	Paul Brown	8	6	0.571
1973-x	Paul Brown	10	4	0.714
1974	Paul Brown	7	7	0.500
1975-y	Paul Brown	11	3	0.786
1976	Bill Johnson	10	4	0.714
1977	Bill Johnson	8	6	0.571
1978	Bill Johnson	0	5	0.000
	Homer Rice	4	7	0.364
1979	Homer Rice	4	12	0.250
1980	Forrest Gregg	6	10	0.375
1981-x, z	Forrest Gregg	12	4	0.750
1982-*	Forrest Gregg	7	2	0.778
1983	Forrest Gregg	7	9	0.438
1984	Sam Wyche	8	8	0.500
1985	Sam Wyche	7	9	0.438
1986	Sam Wyche	10	6	0.625
1987	Sam Wyche	4	11	0.267
1988-x, z	Sam Wyche	12	4	0.750
1989	Sam Wyche	8	8	0.500
1990-x	Sam Wyche	9	7	0.563
1991	Sam Wyche	3	13	0.188
1992	Dave Shula	5	11	0.313
1993	Dave Shula	3	13	0.188
1994	Dave Shula	3	13	0.188
1995	Dave Shula	7	9	0.438
1996	Dave Shula	1	6	0.143
	Bruce Coslet	7	2	0.778
1997	Bruce Coslet	7	9	0.438
1998	Bruce Coslet	3	13	0.188
1999	Bruce Coslet	4	12	0.250
2000	Bruce Coslet	0	3	0.000
	Dick LeBeau	4	9	0.308
2001	Dick LeBeau	6	10	0.375
2002	Dick LeBeau	2	14	0.125
2003	Marvin Lewis	8	8	0.500
2004	Marvin Lewis	8	8	0.500
2005-**-	Marvin Lewis	11	5	0.688
2006	Marvin Lewis	8	8	0.500
2007	Marvin Lewis	7	9	0.438
2008	Marvin Lewis	4	11	0.281
2009-**-	Marvin Lewis	10	6	0.625
2010	Marvin Lewis	4	12	0.250
2011-y	Marvin Lewis	9	7	0.563
2012-y	Marvin Lewis	10	6	0.625
2013-**-	Marvin Lewis	11	5	0.688

2014-y	Marvin Lewis	10	5	1	.656
2015-**-	Marvin Lewis	12	4	0	.750
2016	Marvin Lewis	6	9	1	.406
2017	Marvin Lewis	7	9	0	.438
2018	Marvin Lewis	6	10	0	.375
2019	Zac Taylor	2	14	0	.125
2020	Zac Taylor	4	11	1	.281
2021-**-	Zac Taylor	10	7	0	.588
2022-**-	Zac Taylor	12	4	0	.750


TOTALS 385 463 5 .454
 x-AFC Central Division Champion
 y-Wild Card Playoff Qualifier
 z-AFC Champions
 *-AFC Super Bowl Tournament Qualifier
 **-AFC North Division Champion

POSTSEASON				
SEASON	COACH	W	L	PCT.
1970	Paul Brown	0	1	.000
1973	Paul Brown	0	1	.000
1975	Paul Brown	0	1	.000
1981	Forrest Gregg	2	1	.667
1982	Forrest Gregg	0	1	.000
1988	Sam Wyche	2	1	.667
1990	Sam Wyche	1	1	.500
2005	Marvin Lewis	0	1	.000
2009	Marvin Lewis	0	1	.000
2011	Marvin Lewis	0	1	.000
2012	Marvin Lewis	0	1	.000
2013	Marvin Lewis	0	1	.000
2014	Marvin Lewis	0	1	.000
2015	Marvin Lewis	0	1	.000
2021	Zac Taylor	3	1	.750
2022	Zac Taylor	2	1	.667
TOTALS		10	16	.385

HEAD COACHES BY ERA

Zac Taylor became the 10th head coach of the Bengals on Feb. 4, 2019.
 Here are Bengals coaches' records, including playoff games:

SEASONS	COACH	RECORD	PCT.
1968-75	Paul Brown	55-59-1	.482
1976-78	Bill Johnson	18-15-0	.545
1978-79	Homer Rice	8-19-0	.296
1980-83	Forrest Gregg	34-27-0	.557
1984-91	Sam Wyche	64-68-0	.485
1992-96	Dave Shula	19-52-0	.268
1996-2000	Bruce Coslet	21-39-0	.350
2000-02	Dick LeBeau	12-33-0	.267
2003-18	Marvin Lewis	131-129-3	.504
2019-22	Zac Taylor	33-38-1	.465



Head coach Paul Brown is carried off the field on Dec. 20, 1970, following the Bengals' 45-7 win over the Boston Patriots at Riverfront Stadium. The win clinched a playoff berth for the three-year-old Cincinnati franchise. At the time, no other team had reached the playoffs so early in its history.

ASSISTANT COACHES

*NOTE: Coaches noted with asterisks also have served as Bengals head coaches.

NAME	COLLEGE	SEASONS
Alexander, Paul	SUNY Cortland	1994-2017
Anarumo, Lou	Wagner College	2019-22
Anderson, Colt	Montana	2020-22
Anderson, Jim	Cal-Western	1984-2012
Anderson, Ken	Augustana (Ill.)	1993-2002
Austin, Terrell	Pittsburgh	2018
Bass, Tom	San Jose State	1968-69
Beltcher, James	Saint Francis (Ind.)	2022
Bible, Dana	Cincinnati	1990-92
Bicknell, Bob	Boston College	2018-20
Boese, Joey	Wisconsin	2019-22
Braden, Marv	Southwest Missouri State	1990-94
Braswell, Brian	Hampton	2014-15
Bratkowski, Bob	Washington State	2001-10
Bresnahan, Chuck	Navy	2004-07
Brinker, Howard	Miami (Ohio)	1974-79
Bullough, Hank	Michigan State	1980-83
Burke, Matt	Dartmouth	2014-15
Burks, Charles	East Central	2022
Burney, Jacob	Tennessee-Chattanooga	2016-18
Callahan, Brian	UCLA	2019-22
Carrier, Mark	Southern California	2012-15
Casey, James	Rice	2019-22
Caskey, Kyle	Texas A&M	2010-18
Chatman, Gerald	Wisconsin-Oshkosh	2019-20
Cioffi, Louie	C.W. Post	1997-2010, '21-22
Coombs, Brayden	Miami (Ohio)	2012-19
Coslet, Bruce*	Pacific	1981-89, '94-96
Costello, Vince	Ohio	1969-73
Couch, Robert	Vanderbilt	2016-18
Coyle, Kevin	Massachusetts	2001-11, '16-17
DePaul, Bobby	Maryland	1994-96
Donaldson, Jack	Ohio State	1969-77
Dowler, Boyd	Colorado	1976-79
Duffner, Mark	College of William & Mary	1997-2002, '19-22
Eason, Nick	Clemson	2019-20
Faragalli, Joe	Villanova	1984
FitzGerald, Jeff	Oregon State	2008-11
Forzano, Rick	Kent State	1968

Frazier, Derek	Northern Colorado	2022
Frazier, Leslie	Alcorn State	2003-04
Friday, Jeff	Wisconsin-Milwaukee	2010-18
Ganz, Frank	Navy	1979-80
Garrett, John	Princeton	1995-98, 2001-02
Golden, Al	Penn State	2020-21
Gruđen, Jay	Louisville	2011-13
Guenther, Paul	Ursinus	2005-17
Haiuchak, Mike	Southern California	1992-93
Haslett, Jim	Indiana (Pa.)	2016-18
Hayes, Jay	Idaho	2003-15
Hayes, Jonathan	Iowa	2003-18
Hill, Justin	Rice	2021-22
Hobby, Marion	Tennessee	2021-22
Holman, Rodney	Tulane	2001-02
Horton, Ray	Washington	1997-2001
Hunley, Ricky	Arizona	2003-07
Hunt, Todd	Fresno State	2019-22
Infante, Lindy	Florida	1980-82
Jackson, Hue	Pacific	2004-06, '12-15
Jackson, Steve	Purdue	2020-21
Johnson, Bill*	Texas A&M	1968-75, '85-90
Jones, Daronte	Morgan State	2018-19
Joseph, Vance	Colorado	2014-15
Karmelovicz, Bob	Bridgport	1992-93
Knighten, Fredi	Arkansas State	2022
Kovacs, Jordan	Michigan	2019-22
Kragthorpe, Brad	Louisiana State	2019-22
Krumrie, Tim	Wisconsin	1995-2002
Lazor, Bill	Cornell	2016-18
LeBeau, Dick*	Ohio State	1980-91, '97-2000
Lewis, Marcus	Indiana State	2014-18
Lippincott, David	Dayton	2011-17
Livingston, Robert	William & Mary	2015-22
Lukabu, Tem	Colgate	2019
Lynn, Ron	Mount Union	1992-93
Martin, Ben	Trinity College	2019-22
McCormack, Mike	Kansas	1976-79
McNally, Jim	Buffalo	1980-94
Meeks, Ron	Arkansas State	1992-96
Modzelewski, Dick	Maryland	1979-83
Moeller, Gary	Ohio State	1995-96
Mooshagian, Steve	Fresno State	1999-2002

Morton, Chip	North Carolina	2003-18
Oliver, Ray	Ohio State	2004-09
Pascuale, Joe	Connecticut	1994-96
Peccatiello, Larry	College of William & Mary	1994-96
Perry, Darren	Penn State	2002
Pitcher, Dan	SUNY Cortland	2016-22
Pollack, Frank	Northern Arizona	2018, '21-22
Pope, Mike	Lenoir-Rhyne	1992-93
Raich, Matt	Westminster (Pa.) College	2018
Rice, Homer*	Centre College	1978
Roberts, Al	Washington	1997-2002
Sefcik, George	Notre Dame	1978-83
Selcer, Dick	Notre Dame	1984-91
Sheppard, Mike	Cal Lutheran	2007-10
Shula, Dave*	Dartmouth	1991
Shultz, Kurtis	Maryland	2003
Simmons, Darrin	Kansas	2003-22
Singleton, Jamal	Air Force Academy	2019-20
Smouse, Frank	Youngstown State	1968
Stock, Mike	Northwestern	1987-91
Studley, Chuck	Illinois	1969-78, '89-91
Surace, Bob	Princeton	2002-09
Swanson, Garrett	Fresno State	2019-22
Turner, Jim	Boston College	2019-20
Urban, James	Washington & Lee	2011-17
Urbanik, Bill	Ohio State	1984-88
Van Pelt, Alex	Pittsburgh	2018-19
Verducci, Frank	Seton Hall	1999-2001
Walsh, Bill	San Jose State	1968-75
Walters, Trent	Indiana	1984
Walters, Troy	Stanford	2020-22
Weber, Chuck	West Chester State College	1970-75
Wessel, Joe	Florida State	1994-96
Williamson, Richard	Alabama	1992-94
Winner, Charley	Southeast Missouri	1976-79
Wood, Alex	Iowa	2003
Wood, Kim	Wisconsin	1975-2002
Wylie, Bob	Colorado	1997-98
Zampese, Ken	San Diego	2003-17
Zimmer, Adam	Trinity University (Texas)	2013
Zimmer, Mike	Illinois State	2008-13

YEAR-BY-YEAR COACHING STAFFS

1968 HEAD COACH — PAUL BROWN
Tom Bass..... Defensive Backfield
Jack Donaldson..... Defensive Line
Rick Forzano..... Offensive Backfield
Bill Johnson..... Offensive Line
Frank Smouse..... Linebackers
Bill Walsh..... Offensive Ends

1969 HEAD COACH — PAUL BROWN
Tom Bass..... Defensive Coordinator/
Defensive Backfield
Linebackers
Vince Costello..... Linebackers
Jack Donaldson..... Offensive Backfield
Bill Johnson..... Offensive Line
Chuck Studley..... Defensive Line
Bill Walsh..... Receivers

1970 HEAD COACH — PAUL BROWN
Vince Costello..... Linebackers
Jack Donaldson..... Offensive Backfield
Bill Johnson..... Offensive Line
Chuck Studley..... Defensive Line
Bill Walsh..... Receivers
Chuck Weber..... Defensive Coordinator/
Defensive Backfield

1971 HEAD COACH — PAUL BROWN
Vince Costello..... Linebackers
Jack Donaldson..... Offensive Backfield
Bill Johnson..... Offensive Line
Chuck Studley..... Defensive Line
Bill Walsh..... Receivers/Quarterbacks
Chuck Weber..... Defensive Coordinator/
Defensive Backfield

1972 HEAD COACH — PAUL BROWN
Vince Costello..... Linebackers
Jack Donaldson..... Offensive Backfield
Bill Johnson..... Offensive Line
Chuck Studley..... Defensive Line
Bill Walsh..... Receivers/Quarterbacks
Chuck Weber..... Defensive Coordinator/
Defensive Backfield

1973 HEAD COACH — PAUL BROWN
Vince Costello..... Linebackers
Jack Donaldson..... Offensive Backfield
Bill Johnson..... Offensive Line
Chuck Studley..... Defensive Line
Bill Walsh..... Receivers/Quarterbacks
Chuck Weber..... Defensive Coordinator/
Defensive Backfield

1974 HEAD COACH — PAUL BROWN
Howard Brinker..... Linebackers
Jack Donaldson..... Offensive Backfield
Bill Johnson..... Offensive Line
Chuck Studley..... Defensive Line
Bill Walsh..... Receivers/Quarterbacks
Chuck Weber..... Defensive Coordinator/
Defensive Backfield

1975 HEAD COACH — PAUL BROWN*
Howard Brinker..... Linebackers
Jack Donaldson..... Offensive Backfield
Bill Johnson..... Offensive Line
Chuck Studley..... Defensive Line
Bill Walsh..... Receivers/Quarterbacks
Chuck Weber..... Defensive Backfield
Kim Wood..... Strength
*Retired after 1975 season.

1976 HEAD COACH — BILL JOHNSON
Howard Brinker..... Defensive Coordinator
Jack Donaldson..... Offensive Backfield
Boyd Dowler..... Quarterbacks/Receivers
Mike McCormack..... Offensive Line
Chuck Studley..... Defensive Line
Charley Winner..... Defensive Backfield
Kim Wood..... Strength

1977 HEAD COACH — BILL JOHNSON
Howard Brinker..... Defensive Coordinator/Linebackers
Jack Donaldson..... Offensive Backfield
Boyd Dowler..... Quarterbacks/Receivers
Mike McCormack..... Offensive Line
Chuck Studley..... Defensive Line
Charley Winner..... Defensive Backfield
Kim Wood..... Strength

1978 HEAD COACHES — BILL JOHNSON*
AND HOMER RICE**
Howard Brinker..... Defensive Coordinator/Linebackers
Boyd Dowler..... Receivers
Mike McCormack..... Offensive Line
Homer Rice**..... Quarterbacks
George Sefcik..... Offensive backfield
Chuck Studley..... Defensive Line
Charley Winner..... Defensive Backfield
Kim Wood..... Strength
*Resigned after Game 5.
**Was Quarterbacks Coach for Games 1-5 and Head
Coach for Games 6-16.

1979 HEAD COACH — HOMER RICE
Howard Brinker..... Defensive Coordinator/Linebackers
Boyd Dowler..... Receivers
Frank Gansz..... Special Teams
Mike McCormack..... Offensive Line
Dick Modzelewski..... Defensive Line
George Sefcik..... Offensive Backfield
Charley Winner..... Defensive Backfield
Kim Wood..... Strength

1980 HEAD COACH — FORREST GREGG
Hank Bullough..... Defensive Coordinator/Linebackers
Frank Gansz..... Special Teams/Tight Ends
Lindy Infante..... Receivers/Quarterbacks
Dick LeBeau..... Defensive Backfield
Jim McNally..... Offensive Line
Dick Modzelewski..... Defensive Line
George Sefcik..... Offensive Backfield
Kim Wood..... Strength

1981 HEAD COACH — FORREST GREGG
Hank Bullough..... Defensive Coordinator/Linebackers
Bruce Coslet..... Special Teams/Tight Ends
Lindy Infante..... Receivers/Quarterbacks
Dick LeBeau..... Defensive Backfield
Jim McNally..... Offensive Line
Dick Modzelewski..... Defensive Line
George Sefcik..... Offensive Backfield
Kim Wood..... Strength

1982 HEAD COACH — FORREST GREGG
Hank Bullough..... Defensive Coordinator/Linebackers
Bruce Coslet..... Special Teams/Tight Ends
Lindy Infante..... Offensive Coordinator
Dick LeBeau..... Defensive Backfield
Jim McNally..... Offensive Line
Dick Modzelewski..... Defensive Line
George Sefcik..... Offensive Backfield
Kim Wood..... Strength

1983 HEAD COACH — FORREST GREGG
Hank Bullough..... Defensive Coordinator/Linebackers
Bruce Coslet..... Receivers/Quarterbacks
Dick LeBeau..... Defensive Backfield
Jim McNally..... Offensive Line
Dick Modzelewski..... Defensive Line
George Sefcik..... Offensive Backfield
Kim Wood..... Strength

1984 HEAD COACH — SAM WYCHE
Jim Anderson..... Running Backs
Bruce Coslet..... Wide Receivers
Joe Faragalli..... Quarterbacks/Tight Ends
Dick LeBeau..... Defensive Coordinator
Jim McNally..... Offensive Line
Dick Selcer..... Linebackers
Bill Urbanik..... Defensive Line
Trent Walters..... Defensive Backfield
Kim Wood..... Strength

1985 HEAD COACH — SAM WYCHE
Jim Anderson..... Running Backs
Bruce Coslet..... Wide Receivers
Bill Johnson..... Tight Ends
Dick LeBeau..... Defensive Coordinator
Jim McNally..... Offensive Line
Dick Selcer..... Linebackers
Bill Urbanik..... Defensive Line
Kim Wood..... Strength

1986 HEAD COACH — SAM WYCHE
Jim Anderson..... Running Backs
Bruce Coslet..... Offensive Coordinator
Boyd Dowler..... Tight Ends
Dick LeBeau..... Defensive Coordinator
Jim McNally..... Offensive Line
Dick Selcer..... Linebackers
Bill Urbanik..... Defensive Line
Kim Wood..... Strength

1987 HEAD COACH — SAM WYCHE
Jim Anderson..... Running Backs
Bruce Coslet..... Offensive Coordinator
Bill Johnson..... Tight Ends
Dick LeBeau..... Defensive Coordinator
Jim McNally..... Offensive Line
Dick Selcer..... Linebackers
Mike Stock..... Special Teams
Bill Urbanik..... Defensive Line
Kim Wood..... Strength

1988 HEAD COACH — SAM WYCHE
Jim Anderson..... Running Backs
Bruce Coslet..... Offensive Coordinator
Bill Johnson..... Tight Ends
Dick LeBeau..... Defensive Coordinator
Jim McNally..... Offensive Line
Dick Selcer..... Linebackers
Mike Stock..... Special Teams
Bill Urbanik..... Defensive Line
Kim Wood..... Strength

1989 HEAD COACH — SAM WYCHE
Jim Anderson..... Running Backs
Bruce Coslet..... Offensive Coordinator
Bill Johnson..... Tight Ends
Dick LeBeau..... Defensive Coordinator
Jim McNally..... Offensive Line
Dick Selcer..... Linebackers
Mike Stock..... Special Teams
Chuck Studley..... Defensive Line
Kim Wood..... Strength

1990 HEAD COACH — SAM WYCHE
Jim Anderson..... Running Backs
Dana Bible..... Quarterbacks
Marv Braden..... Special Teams
Bill Johnson..... Tight Ends
Dick LeBeau..... Defensive Coordinator
Jim McNally..... Offensive Line
Dick Selcer..... Linebackers
Mike Stock..... Receivers
Chuck Studley..... Defensive Line
Kim Wood..... Strength

1991 HEAD COACH — SAM WYCHE
Jim Anderson..... Running Backs
Dana Bible..... Quarterbacks
Marv Braden..... Special Teams
Dick LeBeau..... Defensive Coordinator
Jim McNally..... Offensive Line
Dick Selcer..... Linebackers
Dave Shula..... Wide receivers
Mike Stock..... Tight Ends
Chuck Studley..... Defensive Line
Kim Wood..... Strength

1992 HEAD COACH — DAVE SHULA
Jim Anderson..... Running Backs
Dana Bible..... Quarterbacks
Marv Braden..... Special Teams
Mike Haluchak..... Linebackers
Bob Karmelowicz..... Defensive line
Ron Lynn..... Defensive Coordinator
Jim McNally..... Offensive Line
Ron Meeks..... Defensive Backfield
Mike Pope..... Tight Ends
Richard Williamson..... Wide Receivers
Kim Wood..... Strength

1993 HEAD COACH — DAVE SHULA
Jim Anderson..... Running Backs
Ken Anderson..... Quarterbacks
Marv Braden..... Special Teams
Mike Haluchak..... Linebackers
Bob Karmelowicz..... Defensive Line
Ron Lynn..... Defensive Coordinator
Jim McNally..... Offensive Line
Ron Meeks..... Defensive Backfield
Mike Pope..... Offensive Coordinator/Tight Ends
Richard Williamson..... Wide Receivers
Kim Wood..... Strength

1994 HEAD COACH — DAVE SHULA
Paul Alexander..... Tight Ends
Jim Anderson..... Running Backs
Ken Anderson..... Quarterbacks
Marv Braden..... Special Teams
Bruce Coslet..... Offensive Coordinator
Bobby DePaul..... Defensive Assistant
Jim McNally..... Offensive Line
Ron Meeks..... Defensive Backfield
Joe Pascale..... Linebackers
Larry Peccatiello..... Defensive Coordinator
Joe Wessel..... Defensive Line
Richard Williamson..... Wide Receivers
Kim Wood..... Strength

1995 HEAD COACH — DAVE SHULA
Paul Alexander..... Offensive Line
Jim Anderson..... Running Backs
Ken Anderson..... Quarterbacks
Bruce Coslet..... Offensive Coordinator
Bobby DePaul..... Defensive Line
John Garrett..... Offensive Assistant/Wide Receivers
Tim Krumrie..... Defensive Assistant
Ron Meeks..... Defensive Backfield
Gary Moeller..... Tight Ends
Joe Pascale..... Linebackers
Larry Peccatiello..... Defensive Coordinator
Joe Wessel..... Special Teams
Kim Wood..... Strength and Conditioning

1996 HEAD COACHES — DAVE SHULA*
AND BRUCE COSLET**
Paul Alexander..... Offensive Line
Jim Anderson..... Running Backs
Ken Anderson..... Quarterbacks
Bruce Coslet**..... Offensive Coordinator
Bobby DePaul..... Staff Assistant
John Garrett..... Wide Receivers
Tim Krumrie..... Defensive Line
Ron Meeks..... Defensive Backfield
Gary Moeller..... Tight Ends
Joe Pascale..... Linebackers
Larry Peccatiello..... Defensive Coordinator
Joe Wessel..... Special Teams
Kim Wood..... Strength and Conditioning
*Released after Game 7.
**Was Offensive Coordinator for Games 1-7 and
Head Coach for Games 8-16.
***Was Quarterbacks Coach for Games 1-7 and
Offensive Coordinator for Games 8-16.

1997 HEAD COACH — BRUCE COSLET
Paul Alexander..... Offensive Line
Jim Anderson..... Running Backs
Ken Anderson..... Offensive Coordinator
Louie Cloffi..... Defensive Staff Assistant
Mark Duffner..... Linebackers
John Garrett..... Offensive Staff Assistant
Ray Horton..... Defensive Backs
Tim Krumrie..... Defensive Line
Dick LeBeau..... Assistant Head Coach/
Defensive Coordinator
Al Roberts..... Special Teams
Kim Wood..... Strength and Conditioning
Bob Wylie..... Tight Ends

1998 HEAD COACH — BRUCE COSLET
Paul Alexander..... Offensive Line
Jim Anderson..... Running Backs
Ken Anderson..... Offensive Coordinator
Louie Cloffi..... Defensive Staff Assistant
Mark Duffner..... Linebackers
John Garrett..... Offensive Staff Assistant
Ray Horton..... Defensive Backs
Tim Krumrie..... Defensive Line
Dick LeBeau..... Assistant Head Coach/
Defensive Coordinator
Al Roberts..... Special Teams
Kim Wood..... Strength and Conditioning
Bob Wylie..... Tight Ends

1999 HEAD COACH — BRUCE COSLET
Paul Alexander..... Offensive Line
Jim Anderson..... Running Backs
Ken Anderson..... Offensive Coordinator
Louie Cloffi..... Defensive Staff Assistant
Mark Duffner..... Linebackers
John Garrett..... Offensive Staff Assistant
Ray Horton..... Defensive Backs
Tim Krumrie..... Defensive Line
Dick LeBeau..... Assistant Head Coach/
Defensive Coordinator
Al Roberts..... Special Teams
Kim Wood..... Strength and Conditioning
Bob Wylie..... Tight Ends

(Year-by-year coaching staffs, cont.)

1999 HEAD COACH — BRUCE COSLET
Paul Alexander..... Offensive Line
Jim Anderson..... Running Backs
Ken Anderson..... Offensive Coordinator
Louie Cioffi..... Defensive Staff Assistant
Mark Duffner..... Linebackers
Ray Horton..... Defensive Backs
Tim Krumrie..... Defensive Line
Dick LeBeau..... Assistant Head Coach/ Defensive Coordinator
Steve Mooshagian..... Wide Receivers
Al Roberts..... Special Teams
Frank Verducci..... Tight Ends
Kim Wood..... Strength and Conditioning

2000 HEAD COACHES — BRUCE COSLET* AND DICK LeBEAU**
Paul Alexander..... Offensive Line
Jim Anderson..... Running Backs
Ken Anderson..... Offensive Coordinator
Louie Cioffi..... Defensive Staff Assistant
Mark Duffner..... Linebackers
Ray Horton..... Defensive Backs
Tim Krumrie..... Defensive Line
Dick LeBeau**..... Assistant Head Coach/ Defensive Coordinator
Steve Mooshagian..... Wide Receivers
Al Roberts..... Special Teams
Frank Verducci..... Tight Ends
Kim Wood..... Strength and Conditioning
*Resigned after Game 3.
**Was Assistant Head Coach/Defensive Coordinator for Games 1-3 and Head Coach for Games 4-16.

2001 HEAD COACH — DICK LeBEAU
Paul Alexander..... Offensive Line
Jim Anderson..... Running Backs
Ken Anderson..... Quarterbacks
Bob Bratkowski..... Offensive Coordinator
Louie Cioffi..... Defensive Assistant
Kevin Coyle..... Cornerbacks
Mark Duffner..... Defensive Coordinator/Linebackers
John Garrett..... Offensive Assistant
Rodney Holman..... Strength and Conditioning Assistant
Ray Horton..... Safeties
Tim Krumrie..... Defensive Line
Steve Mooshagian..... Wide Receivers
Al Roberts..... Special Teams
Frank Verducci..... Tight Ends
Kim Wood..... Strength and Conditioning

2002 HEAD COACH — DICK LeBEAU
Paul Alexander..... Offensive Line
Jim Anderson..... Running Backs
Ken Anderson..... Quarterbacks
Bob Bratkowski..... Offensive Coordinator
Louie Cioffi..... Defensive Assistant
Kevin Coyle..... Cornerbacks
Mark Duffner..... Defensive Coordinator/Linebackers
John Garrett..... Tight Ends
Rodney Holman..... Strength and Conditioning Assistant
Tim Krumrie..... Defensive Line
Steve Mooshagian..... Wide Receivers
Darren Perry..... Safeties
Al Roberts..... Special Teams
Bob Surace..... Offensive Assistant
Kim Wood..... Strength and Conditioning

2003 HEAD COACH — MARVIN LEWIS
Paul Alexander..... Assistant Head Coach/ Offensive Line
Jim Anderson..... Running Backs
Bob Bratkowski..... Offensive Coordinator
Louie Cioffi..... Assistant Defensive Backs
Kevin Coyle..... Defensive Backs
Leslie Frazier..... Defensive Coordinator
Jay Hayes..... Defensive Line
Jonathan Hayes..... Tight Ends
Ricky Hunley..... Linebackers
Chip Morton..... Strength and Conditioning
Kurtis Shultz..... Assistant Strength and Conditioning
Darrin Simmons..... Special Teams
Bob Surace..... Offensive Assistant
Alex Wood..... Wide Receivers
Ken Zampese..... Quarterbacks

2004 HEAD COACH — MARVIN LEWIS
Paul Alexander..... Assistant Head Coach/ Offensive Line
Jim Anderson..... Running Backs
Bob Bratkowski..... Offensive Coordinator
Chuck Bresnahan..... Assistant
Louie Cioffi..... Assistant Defensive Backs
Kevin Coyle..... Defensive Backs
Leslie Frazier..... Defensive Coordinator
Jay Hayes..... Defensive Line
Jonathan Hayes..... Tight Ends
Ricky Hunley..... Linebackers
Hue Jackson..... Wide Receivers
Chip Morton..... Strength and Conditioning
Ray Oliver..... Assistant Strength and Conditioning
Darrin Simmons..... Special Teams
Bob Surace..... Assistant Offensive Line
Ken Zampese..... Quarterbacks

2005 HEAD COACH — MARVIN LEWIS
Paul Alexander..... Assistant Head Coach/ Offensive Line
Jim Anderson..... Running Backs
Bob Bratkowski..... Offensive Coordinator
Chuck Bresnahan..... Defensive Coordinator
Louie Cioffi..... Assistant Defensive Backs
Kevin Coyle..... Defensive Backs
Paul Guenther..... Staff Assistant
Jay Hayes..... Defensive Line
Jonathan Hayes..... Tight Ends
Ricky Hunley..... Linebackers
Hue Jackson..... Wide Receivers
Chip Morton..... Strength and Conditioning
Ray Oliver..... Assistant Strength and Conditioning
Darrin Simmons..... Special Teams
Bob Surace..... Assistant Offensive Line
Ken Zampese..... Quarterbacks

2006 HEAD COACH — MARVIN LEWIS
Paul Alexander..... Assistant Head Coach/ Offensive Line
Jim Anderson..... Running Backs
Bob Bratkowski..... Offensive Coordinator
Chuck Bresnahan..... Defensive Coordinator
Louie Cioffi..... Assistant Defensive Backs
Kevin Coyle..... Defensive Backs
Paul Guenther..... Assistant Special Teams/ Assistant Linebackers
Jay Hayes..... Defensive Line
Jonathan Hayes..... Tight Ends
Ricky Hunley..... Linebackers
Hue Jackson..... Wide Receivers
Chip Morton..... Strength and Conditioning
Ray Oliver..... Assistant Strength and Conditioning
Darrin Simmons..... Special Teams
Bob Surace..... Assistant Offensive Line
Ken Zampese..... Quarterbacks

2007 HEAD COACH — MARVIN LEWIS
Paul Alexander..... Assistant Head Coach/ Offensive Line
Jim Anderson..... Running Backs
Bob Bratkowski..... Offensive Coordinator
Chuck Bresnahan..... Defensive Coordinator
Louie Cioffi..... Assistant Defensive Backs
Kevin Coyle..... Defensive Backs
Paul Guenther..... Assistant Special Teams/ Assistant Linebackers
Jay Hayes..... Defensive Line
Jonathan Hayes..... Tight Ends
Ricky Hunley..... Linebackers
Chip Morton..... Strength and Conditioning
Ray Oliver..... Assistant Strength and Conditioning
Mike Sheppard..... Wide Receivers
Darrin Simmons..... Special Teams
Bob Surace..... Assistant Offensive Line
Ken Zampese..... Quarterbacks

2008 HEAD COACH — MARVIN LEWIS
Paul Alexander..... Assistant Head Coach/ Offensive Line
Jim Anderson..... Running Backs
Bob Bratkowski..... Offensive Coordinator
Louie Cioffi..... Assistant Defensive Backs
Kevin Coyle..... Defensive Backs
Jeff FitzGerald..... Linebackers
Paul Guenther..... Assistant Special Teams/ Assistant Linebackers
Jay Hayes..... Defensive Line
Jonathan Hayes..... Tight Ends
Chip Morton..... Strength and Conditioning
Ray Oliver..... Associate Strength and Conditioning
Mike Sheppard..... Wide Receivers
Darrin Simmons..... Special Teams
Bob Surace..... Assistant Offensive Line
Ken Zampese..... Quarterbacks
Mike Zimmer..... Defensive Coordinator

2009 HEAD COACH — MARVIN LEWIS
Paul Alexander..... Assistant Head Coach/ Offensive Line
Jim Anderson..... Running Backs
Bob Bratkowski..... Offensive Coordinator
Louie Cioffi..... Assistant Defensive Backs
Kevin Coyle..... Defensive Backs
Jeff FitzGerald..... Linebackers
Paul Guenther..... Assistant Special Teams/ Assistant Linebackers
Jay Hayes..... Defensive Line
Jonathan Hayes..... Tight Ends
Chip Morton..... Strength and Conditioning
Ray Oliver..... Associate Strength and Conditioning
Mike Sheppard..... Wide Receivers
Darrin Simmons..... Special Teams
Bob Surace..... Assistant Offensive Line
Ken Zampese..... Quarterbacks
Mike Zimmer..... Defensive Coordinator

2010 HEAD COACH — MARVIN LEWIS
Paul Alexander..... Assistant Head Coach/ Offensive Line
Jim Anderson..... Running Backs
Bob Bratkowski..... Offensive Coordinator
Kyle Caskey..... Offensive Quality Control
Louie Cioffi..... Assistant Defensive Backs
Kevin Coyle..... Defensive Backs
Jeff FitzGerald..... Linebackers
Jeff Friday..... Assistant Strength and Conditioning
Paul Guenther..... Assistant Special Teams/ Assistant Linebackers
Jay Hayes..... Defensive Line
Jonathan Hayes..... Tight Ends
Chip Morton..... Strength and Conditioning
Mike Sheppard..... Wide Receivers
Darrin Simmons..... Special Teams
Ken Zampese..... Quarterbacks
Mike Zimmer..... Defensive Coordinator

2011 HEAD COACH — MARVIN LEWIS
Paul Alexander..... Assistant Head Coach/ Offensive Line
Jim Anderson..... Running Backs
Kyle Caskey..... Offensive Quality Control
Kevin Coyle..... Defensive Backs
Jeff FitzGerald..... Linebackers
Jeff Friday..... Assistant Strength and Conditioning
Jay Gruden..... Offensive Coordinator
Paul Guenther..... Assistant Defensive Backs/ Assistant Special Teams
Jay Hayes..... Defensive Line
Jonathan Hayes..... Tight Ends
David Lippincott..... Defensive Quality Control
Chip Morton..... Strength and Conditioning
Darrin Simmons..... Special Teams
James Urban..... Wide Receivers
Ken Zampese..... Quarterbacks
Mike Zimmer..... Defensive Coordinator

2012 HEAD COACH — MARVIN LEWIS
Paul Alexander..... Assistant Head Coach/ Offensive Line
Jim Anderson..... Running Backs
Mark Carrier..... Defensive Backs
Kyle Caskey..... Offensive Quality Control/ Assistant Offensive Line
Brayden Coombs..... Offensive Assistant
Jeff Friday..... Assistant Strength and Conditioning
Jay Gruden..... Offensive Coordinator
Paul Guenther..... Linebackers
Jay Hayes..... Defensive Line
Jonathan Hayes..... Tight Ends
Hue Jackson..... Assistant Special Teams/ Assistant Defensive Backs
David Lippincott..... Defensive Quality Control/ Assistant Linebackers
Chip Morton..... Strength and Conditioning
Darrin Simmons..... Special Teams
James Urban..... Wide Receivers
Ken Zampese..... Quarterbacks
Mike Zimmer..... Defensive Coordinator

2013 HEAD COACH — MARVIN LEWIS
Paul Alexander..... Assistant Head Coach/ Offensive Line
Mark Carrier..... Defensive Backs
Kyle Caskey..... Assistant Offensive Line/ Quality Control
Brayden Coombs..... Assistant Special Teams/ Quality Control
Jeff Friday..... Assistant Strength and Conditioning
Jay Gruden..... Offensive Coordinator
Paul Guenther..... Linebackers
Jay Hayes..... Defensive Line
Jonathan Hayes..... Tight Ends
Hue Jackson..... Special Assistant to the Head Coach/ Running Backs
David Lippincott..... Assistant Linebackers/ Quality Control
Chip Morton..... Strength and Conditioning
Darrin Simmons..... Special Teams Coordinator
James Urban..... Wide Receivers
Ken Zampese..... Quarterbacks
Adam Zimmer..... Assistant Defensive Backs
Mike Zimmer..... Defensive Coordinator

2014 HEAD COACH — MARVIN LEWIS
Paul Alexander..... Assistant Head Coach/ Offensive Line
Brian Braswell..... Offensive Assistant/Quality Control
Matt Burke..... Linebackers
Mark Carrier..... Defensive Backs
Kyle Caskey..... Running Backs
Brayden Coombs..... Assistant Special Teams/ Quality Control
Jeff Friday..... Assistant Strength and Conditioning
Paul Guenther..... Defensive Coordinator
Jay Hayes..... Defensive Line
Jonathan Hayes..... Tight Ends
Hue Jackson..... Offensive Coordinator
Vance Joseph..... Defensive Backs
Marcus Lewis..... Defensive Assistant/Quality Control
David Lippincott..... Assistant Linebackers/ Quality Control
Chip Morton..... Strength and Conditioning
Darrin Simmons..... Special Teams Coordinator
James Urban..... Wide Receivers
Ken Zampese..... Quarterbacks

2015 HEAD COACH — MARVIN LEWIS
Paul Alexander..... Assistant Head Coach/ Offensive Line
Brian Braswell..... Offensive Quality Control/ Assistant Offensive Line
Matt Burke..... Linebackers
Mark Carrier..... Defensive Backs
Kyle Caskey..... Running Backs
Brayden Coombs..... Offensive Quality Control/ Special Teams Assistant
Jeff Friday..... Assistant Strength and Conditioning
Paul Guenther..... Defensive Coordinator
Jay Hayes..... Defensive Line
Jonathan Hayes..... Tight Ends
Hue Jackson..... Offensive Coordinator
Vance Joseph..... Defensive Backs
Marcus Lewis..... Defensive Assistant/Quality Control
David Lippincott..... Assistant Linebackers/ Quality Control
Robert Livingston..... Defensive Quality Control/ Special Teams Assistant
Chip Morton..... Strength and Conditioning
Darrin Simmons..... Special Teams Coordinator
James Urban..... Wide Receivers
Ken Zampese..... Quarterbacks

2016 HEAD COACH — MARVIN LEWIS
Paul Alexander..... Assistant Head Coach/ Offensive Line
Jacob Burney..... Defensive Line
Kyle Caskey..... Running Backs
Brayden Coombs..... Assistant Special Teams/ Defensive Quality Control
Robert Couch..... Offensive Quality Control/ Offensive Line
Kevin Coyle..... Secondary
Jeff Friday..... Assistant Strength and Conditioning
Paul Guenther..... Defensive Coordinator
Jim Haslett..... Linebackers
Jonathan Hayes..... Tight Ends
Bill Lazor..... Quarterbacks
Marcus Lewis..... Defensive Quality Control/ Defensive Line
David Lippincott..... Assistant Linebackers/ Quality Control
Robert Livingston..... Secondary
Chip Morton..... Strength and Conditioning
Dan Pitcher..... Offensive Assistant/Wide Receivers
Darrin Simmons..... Special Teams Coordinator
James Urban..... Wide Receivers
Ken Zampese..... Offensive Coordinator

(Year-by-year coaching staffs, cont.)

2017

HEAD COACH — MARVIN LEWIS

Paul Alexander Assistant Head Coach/
Offensive Line
Jacob Burney Defensive Line
Kyle Caskey Running Backs
Brayden Coombs Assistant Special Teams/
Defensive Quality Control
Robert Couch Offensive Quality Control/
Offensive Line
Kevin Coyle Secondary
Jeff Friday Assistant Strength and Conditioning
Paul Guenther Defensive Coordinator
Jim Haslett Linebackers
Jonathan Hayes Tight Ends
Bill Lazor Quarterbacks
Marcus Lewis Defensive Quality Control/
Defensive Line
David Lippincott Assistant Linebackers/
Quality Control
Robert Livingston Secondary
Chip Morton Strength and Conditioning
Dan Pitcher Offensive Assistant/Wide Receivers
Darrin Simmons Special Teams Coordinator
James Urban Wide Receivers
Ken Zampese* Offensive Coordinator
*Was Quarterbacks Coach for Games 1-2 and
Offensive Coordinator for Games 3-16.
**Released after Game 2.

2018

HEAD COACH — MARVIN LEWIS*

Teryl Austin** Defensive Coordinator
Bob Bicknell Wide Receivers
Jacob Burney Defensive Line
Kyle Caskey Running Backs
Brayden Coombs Assistant Special Teams/
Offensive Quality Control
Robert Couch Offensive Quality Control/
Offensive Line
Jeff Friday Assistant Strength and Conditioning
Jim Haslett Linebackers
Jonathan Hayes Tight Ends
Daronte Jones Secondary/Cornerbacks
Bill Lazor Offensive Coordinator
Marcus Lewis Defensive Quality Control/
Linebackers
Robert Livingston Secondary/Safeties
Chip Morton Strength and Conditioning
Dan Pitcher Offensive Assistant/Quarterbacks
Frank Pollack Offensive line
Matt Raich Defensive Assistant/
Assistant Defensive Line
Darrin Simmons Special Teams Coordinator
Alex Van Pelt Quarterbacks
*Assumed the responsibilities of Defensive
Coordinator for Games 10-16.
**Released after Game 9.

2019

HEAD COACH — ZAC TAYLOR

Lou Anarumo Defensive Coordinator
Bob Bicknell Wide receivers
Joey Boese Strength and Conditioning
Brian Callahan Offensive Coordinator
James Casey Tight Ends
Gerald Chatman Defensive Assistant
Brayden Coombs Assistant Special Teams
Mark Duffner Senior Defensive Assistant
Nick Eason Defensive Line
Todd Hunt Assistant Strength and Conditioning
Daronte Jones Secondary/Cornerbacks
Jordan Kovacs Defensive Quality Control
Brad Kragthorpe Offensive Assistant
Robert Livingston Secondary/Safeties
Tem Lukabu Linebackers
Ben Martin Assistant Offensive Line
Dan Pitcher Assistant Quarterbacks
Darrin Simmons Special Teams Coordinator
Jemal Singleton Running Backs
Garrett Swanson Assistant Strength and
Conditioning
Jim Turner Offensive Line
Alex Van Pelt Quarterbacks

2020

HEAD COACH — ZAC TAYLOR

Lou Anarumo Defensive Coordinator
Colt Anderson Assistant Special Teams
Bob Bicknell Wide Receivers
Joey Boese Strength and Conditioning
Brian Callahan Offensive Coordinator
James Casey Tight Ends
Gerald Chatman Defensive Assistant
Mark Duffner Senior Defensive Assistant
Nick Eason Defensive Line
Al Golden Linebackers
Todd Hunt Assistant Strength and Conditioning
Steve Jackson Secondary/Cornerbacks
Jordan Kovacs Defensive Quality Control
Brad Kragthorpe Offensive Assistant
Robert Livingston Secondary/Safeties
Ben Martin Assistant Offensive Line
Dan Pitcher Quarterbacks
Darrin Simmons Assistant Head Coach/
Special Teams Coordinator
Jemal Singleton Running Backs
Garrett Swanson Assistant Strength and
Conditioning
Jim Turner Offensive Line
Troy Walters Assistant Wide Receivers

2021

HEAD COACH — ZAC TAYLOR

Lou Anarumo Defensive Coordinator
Colt Anderson Assistant Special Teams
Joey Boese Strength and Conditioning
Brian Callahan Offensive Coordinator
James Casey Tight Ends
Louie Cioffi Defensive Quality Control
Mark Duffner Senior Defensive Assistant
Al Golden Linebackers
Justin Hill Running Backs
Marion Hobby Defensive Line
Todd Hunt Assistant Strength and Conditioning
Steve Jackson Secondary/Cornerbacks
Jordan Kovacs Defensive Quality Control
Brad Kragthorpe Assistant Wide Receivers
Robert Livingston Secondary/Safeties
Ben Martin Assistant Offensive Line
Dan Pitcher Quarterbacks
Frank Pollack Offensive Line/
Run Game Coordinator
Darrin Simmons Assistant Head Coach/
Special Teams Coordinator
Garrett Swanson Assistant Strength and
Conditioning
Troy Walters Wide Receivers

2022

HEAD COACH — ZAC TAYLOR

Lou Anarumo Defensive Coordinator
Colt Anderson Assistant Special Teams
James Bettcher Linebackers
Joey Boese Strength and Conditioning
Charles Burks Secondary/Cornerbacks
Brian Callahan Offensive Coordinator
James Casey Tight Ends
Louie Cioffi Defensive Quality Control
Mark Duffner Senior Defensive Assistant
Derek Frazier Assistant Offensive Line
Justin Hill Running Backs
Marion Hobby Defensive Line
Todd Hunt Assistant Strength and Conditioning
Fredri Knighten Offensive Assistant
Jordan Kovacs Assistant Linebackers
Brad Kragthorpe Assistant Wide Receivers
Robert Livingston Secondary/Safeties
Ben Martin Assistant Offensive Line
Dan Pitcher Quarterbacks
Frank Pollack Offensive Line/
Run Game Coordinator
Darrin Simmons Assistant Head Coach/
Special Teams Coordinator
Garrett Swanson Assistant Strength and
Conditioning
Troy Walters Wide Receivers

(Player history — all-time roster, continued)

Table with 4 columns: NO., NAME, POS., COLLEGE. Rows include Durko, Sandy; Dye, Tony; Dyer, Ken.

— E —

Table with 4 columns: NO., NAME, POS., COLLEGE. Rows include Eaddy, James; Edeball, Kasim; Edmonds, Chris; Edwards, Eddie; Eifert, Tyler; Elliott, Lenvil; Ely, Larry; Elzey, Paul; Erickson, Alex; Erickson, Bernard; Ernst, Mike; Esiason, Boomer; Evans, Chris; Evans, Jordan.

— F —

Table with 4 columns: NO., NAME, POS., COLLEGE. Rows include Fain, Richard; Faine, Jeff; Fairchild, Greg; Fanene, Jonathan; Farley, John; Farmer, Danny; Fears, Willie; Fejedelem, Clayton; Fenner, Derrick; Fest, Howard; Finley, Ryan; Finney, B.J.; Fisher, Charles; Fisher, Jake; Fitzpatrick, Ryan; Flaherty, Tom; Fletcher, Jamar; Fletcher, John; Flowers, Marquis; Flowers, Tre; Foley, Steve; Fontenot, Jerry; Ford, Mike; Foschi, J.P.; Francis, James; Franklin, Pat; Franks, Jordan; Frazier, Andre; Frazier, Curt; Frazier, Guy; Frolotte, Gus; Frier, Mike; Frisch, David; Fritts, Stan; Fry, Elliott; Fulcher, David; Fulhage, Scott; Fuller, Mike.

— G —

Table with 4 columns: NO., NAME, POS., COLLEGE. Rows include Gallery, Jim; Garrett, John; Garrett, Shane; Gaynor, Doug; Geathers, Robert; Gehrke, Jack; George, Allan; George, Tim; Ghee, Brandon; Ghiaciuc, Eric; Gibler, Andy; Gibson, Damon; Gibson, Oliver; Gilberry, Wallace; Gilliard, Cory; Glasgoff, Ryan; Glass, Bill; Glenn, Cordy; Glover, LaVar; Goff, Mike; Gordon, Alex; Gradkowski, Bruce; Graham, Kenny; Graham, Scottie; Graham, Shayne; Grant, Alan; Grant, David; Granville, Billy; Graves, White; Green, A.J.; Green, Dave; Green, Harold; Green, Skyler; Green-Ellis, BenJarvus; Gresham, Jermaine; Griffin, Archie; Griffin, Damon.

Table with 4 columns: NO., NAME, POS., COLLEGE. Rows include Griffin, James; Griffin, Jim; Griffin, Ray; Groce, Cliff; Guillory, John; Gunn, Lance; Gunner, Harry; Gunter, Jeff; Gutierrez, Brock.

— H —

Table with 4 columns: NO., NAME, POS., COLLEGE. Rows include Haddix, Wayne; Haffner, Mike; Hall, Cory; Hall, Leon; Hamilton, Cobi; Hamilton, Lawrence; Hammerstein, Mike; Hannula, Jim; Hardison, Marcus; Hardy, Adrian; Hardy, Kevin; Hargreaves, Vernon, III; Hargrove, Jim; Harmon, Ed; Harrington, Chris; Harris, Bo; Harris, Clark; Harris, Davontae; Harris, Jim; Harris, M.L.; Harris, Nick; Harris, Orion; Harrision, James; Hart, Bobby; Hawk, A.J.; Hawkins, Andrew; Hawkins, Artrell; Hawkinson, Tanner; Hayden, Nick; Hayes, Jeff; Headrick, Sherrill; Hearst, Garrison; Heath, Jo-Jo; Heath, Rodney; Hebert, Kyries; Henderson, Eric; Henderson, Trayvon; Hendrickson, Trey; Henry, Chris; Henson, Champ; Herock, Ken; Herring, Kim; Herron, Daniel; Hertel, Rob; Hewitt, Ryan; Hibler, Mike; Hicks, Bryan; Higgins, Tee; Hill, B.J.; Hill, Brian; Hill, Darius; Hill, Dax; Hill, Jeff; Hill, Jeremy; Hill, Trey; Hill, Troy; Hillary, Ira; Hilton, Mike; Hinkle, George; Hobson, Victor; Hodge, Abdul; Hodge, Darius; Hogan, Kevin; Holden, Steve; Holfield, John; Holland, Vernon; Hollas, Donald; Holman, Rodney; Hopkins, Trey; Holt, Glenn; Horn, Rod; Horne, Greg; Horton, Ray; Houshmandzadeh, T.J.; Howard, Thomas; Howard, Ty; Howe, Garry; Hubbard, Sam; Huber, Kevin; Hudson, Otis; Hundon, James; Hunt, Bobby; Hunt, Gary; Hunt, Ron; Hunt, Mergus; Hurst, Hayden.

— I —

Table with 4 columns: NO., NAME, POS., COLLEGE. Rows include Iloka, George; Inglis, Tim; Irwin, Trenton.

— J —

Table with 4 columns: NO., NAME, POS., COLLEGE. Rows include Jackson, Bernard; Jackson, Dexter; Jackson, John; Jackson, LaDairis; Jackson, Robert; Jackson, William, III; Jackson, Willie; James, Lynn; James, Tory; Jauron, Dick; Jeanly, Rashad; Jefferson, Kevin; Jefferson, Malik; Jeffries, Curtis; Jenkins, Mike; Jennings, Kelly; Jennings, Ligarus; Jennings, Stanford; Jerry, John; Jetton, Paul; Johnson, Bill; Johnson, Bob; Johnson, Brandon; Johnson, Chad; Johnson, Fred; Johnson, Donnell; Johnson, Doug; Johnson, Essex; Johnson, James; Johnson, Jeremi; Johnson, Jim; Johnson, John; Johnson, Josh; Johnson, Ken; Johnson, Landon; Johnson, Larry; Johnson, Lee; Johnson, Mark; Johnson, Michael; Johnson, Nico; Johnson, Pete; Johnson, Riall; Johnson, Rudi; Johnson, T.J.; Johnson, Tank; Johnson, Tim; Johnson, Walter; Johnston, Clay; Joiner, Charlie; Jolitz, Evan; Jones, Adam; Jones, Bob; Jones, Dan; Jones, David; Jones, Dhani; Jones, Herana-Daze; Jones, Keandre; Jones, Levi; Jones, Marvin; Jones, Rod (Roderick); Jones, Rod (Rodrek); Jones, Roger; Jones, Willie Lee; Jordan, Kevin; Jordan, Michael; Joseph, James; Joseph, Johnathan; Joseph, Kerry; Justin, Paul; Kaesviharn, Kevin; Kalis, Todd; Kareem, Khalid; Karras, Ted; Kaltus, Eric; Kearney, Tim; Keaton, Curtis; Keeling, Rex; Kellerermann, Ernie; Kelly, Bob; Kelly, Joe; Kelly, Mike; Kelly, Reggie; Kelly, Todd; Kemp, Bobby; Kern, Don; Kerr, Zach; Klimer, Ethan; Kindricks, Bill; King, Charlie; King, Emanuel; King, Joe; Kinnebrew, Larry; Kirk, Randy; Kirkpatrick, Dre; Kitna, Jon.

— K —

Table with 4 columns: NO., NAME, POS., COLLEGE. Rows include Kaesviharn, Kevin; Kalis, Todd; Kareem, Khalid; Karras, Ted; Kaltus, Eric; Kearney, Tim; Keaton, Curtis; Keeling, Rex; Kellerermann, Ernie; Kelly, Bob; Kelly, Joe; Kelly, Mike; Kelly, Reggie; Kelly, Todd; Kemp, Bobby; Kern, Don; Kerr, Zach; Klimer, Ethan; Kindricks, Bill; King, Charlie; King, Emanuel; King, Joe; Kinnebrew, Larry; Kirk, Randy; Kirkpatrick, Dre; Kitna, Jon.

(Player history — all-time roster, continued)

Table with columns: NO., NAME, POS., YRS., COLLEGE. Rows include players like Klingler, David; Koch, Pete; Koegel, Vic; Koehn, Marshall; Kollar, Bill; Koisra, Scott; Kors, R.J.; Kozerski, Bruce; Kreider, Steve; Krenzel, Craig; Kresser, Eric; Krevis, Al; Kroft, Tyler; Krumrie, Tim; Kurnick, Howie.

— L —

Table with columns: NO., NAME, POS., YRS., COLLEGE. Rows include players like LaFell, Brandon; Lamb, Ron; Lamur, Emmanuel; Langford, Jevon; Lapham, Dave; Larson, Kyle; Lassiter, Kwamie, II; Law, Dennis; Lawrie, Nate; Lawson, Carl; Lawson, Manny; Lawson, Steve; LeClair, Jim; Lee, Donald; Leeuwenburg, Jay; LeFevour, Dan; Lengel, Matt; Leonard, Brian; Levels, Dwayne; Levenseller, Mike; Lewis, Dave; Lewis-Harris, Chris; Leyva, Victor; Linn, Jack; Little, Greg; Livings, Nate; Livingston, Dale; Logan, James; Logan, Marc; Lott, Anthonie; Luchey, Nick.

— M —

Table with columns: NO., NAME, POS., YRS., COLLEGE. Rows include players like Luigs, Jonathan; Lusby, Vaughn; Lynch, Corey; Lynch, James; Mabin, Greg; Mack, Tremain; Maddox, Bob; Maidlow, Steve; Mallard, Josh; Malone, Josh; Manca, Massimo; Manning, Aaron; Manning, Roy; Manos, Sam; Manuel, Marquand; Marsh, Curtis; Marshall, Ed; Marshall, Lemar; Martin, Mike; Martin, Terrance; Mathias, Ric; Mathis, Evan; Matlock, John; Matson, Pat; Matthews, Shane; Mauluga, Rey; Maui'a, Reagan; Maxey, Curtis; Maxwell, Jim; Maxwell, Marcus; Mayes, Rufus; Mays, Corey; Mays, Taylor; McCaleb, Oterio; McCall, Ed; McCarron, AJ; McClendon, Skip; McCloud, Nick; McClure, Wayne; McCluskey, David; McDaniel, John; McDonald, Clinton; McDonald, Ricardo; McGee, Tim; McGee, Tony; McGhee, Kanavis; McGill, Karmeeleyah; McGlynn, Mike.

Table with columns: NO., NAME, POS., YRS., COLLEGE. Rows include players like McNally, Pat; McKenzie, Kahili; McMullen, Kirk; McNeal, Reggie; McPherson, Evan; McRae, Tony; McTyer, Tony; McVea, Warren; Meehan, Greg; Megna, Marc; Melander, Jon; Melontree, Andrew; Mesko, Zoltan; Middendorf, Dave; Miles, Jeremy; Miles, Ostell; Miller, Caleb; Miller, John; Milne, Brian; Minter, Kevin; Mitchell, Anthony; Mitchell, Mack; Mitchell, Scott; Mitz, Alonzo; Mixon, Joe; Moch, Dontay; Monds, Mario; Montgomery, Cleotha.

Table with columns: NO., NAME, POS., YRS., COLLEGE. Rows include players like Montoya, Max; Moore, Blake; Moore, Eric; Moore, Kelvin; Moore, Langston; Moore, Larry; Moore, Maulty; Morabito, Tim; Morgan, Melvin; Morgan, Stanley; Morrison, Reece; Moss, Thaddeus; Moyer, Ken; Muckelroy, Rodrick; Muhlmann, Horst; Munoz, Anthony; Murray, Rico; Myers, Chip; Myers, Greg; Myers, Michael; Myles, Reggie.

— N —

Table with columns: NO., NAME, POS., YRS., COLLEGE. Rows include players like Navies, Hannibal; Ndukwe, Chinedum; Neal, Lorenzo; Neal, Randy; Neidert, John; Nelson, Reggie; Nelson, Tom; Newhouse, Marshall; Newman, Terence; Nicholson, A.J.; Nickerson, Hardy; Niehoff, Rob; Nix, Roosevelt; Norseth, Mike; Novak, Jack; Nugent, Mike.

— O —

Table with columns: NO., NAME, POS., YRS., COLLEGE. Rows include players like Obrovac, Mike; Ochocinco, Chad; Odum, Antwan; O'Donnell, Neil; O'Dwyer, Matt; Ogbogu, Eric; Ogbuehi, Cedric; Oglesby, Alfred; Ogletree, Craig; Ogunjobi, Larry; Ohalet, Ifeanyi; Oliver, Louis; O'Neal, Deltha; Orlando, Bo; Ossai, Joseph; O'Sullivan, J.T.; Ott, Tyler; Owens, Terrell.

— P —

Table with columns: NO., NAME, POS., YRS., COLLEGE. Rows include players like Palmer, Carson; Palmer, Jordan; Park, Ernie; Parker, Carl; Parker, Sirr; Parrish, Lemar; Parfen, Ty; Patterson, Elton; Paul, Tito; Payne, Rod; Peacock, Elvis.

Table with columns: NO., NAME, POS., YRS., COLLEGE. Rows include players like Peerman, Cedric; Peko, Domata; Pelfrey, Doug; Perine, Samaje; Perkins, Kent; Perreault, Pete; Perry, Chris; Perry, Jason; Perry, Scott; Perry, Tab; Peters, Frank; Peterson, Ben; Peterson, Bill; Pettey, Aaron; Philcox, Todd; Phillips, Darius; Phillips, Jess; Phillips, Ray; Pickens, Carl; Pickering, Clay; Pillman, Brian; Pleasant, Marquis; Poe, Bill; Pollack, David; Pollak, Mike; Pollard, Trent; Poole, Nathan; Pope, Daniel; Pope, Geoffrey; Porter, Sean; Powell, Carl; Powell, Shawn; Pratt, Germaine; Pressley, Chris; Price, Billy; Price, Mitchell; Prince, Isaiiah; Pritchard, Ron; Purefoy, Dave; Purify, Maurice; Purvis, Andre.

— Q —

Table with columns: NO., NAME, POS., YRS., COLLEGE. Rows include players like Query, Jeff; Quinn, Richard.

— R —

Table with columns: NO., NAME, POS., YRS., COLLEGE. Rows include players like Rackers, Neil; Randall, Dennis; Randall, Kheeston; Randolph, Al; Randolph, Thomas; Ratliff, Keiwan; Rawls, Thomas; Ray, Wyatt; Rayam, Tom; Rayner, Dave; Razzano, Rick; Reader, DJ; Reasons, Gary; Reaves, John; Redmond, Alex; Rehberg, Scott; Reid, Mike; Reiff, Riley; Reimers, Bruce; Reinke, Jeff; Rembert, Reggie; Rey, Vincent; Reynolds, LaRoy; Rice, Andy; Rice, Dan; Richardson, Kyle; Richey, Tom; Riddle, Elston; Riggs, Jim; Riley, Bob; Riley, Ken; Rimington, Dave; Ringo, Christian; Rivers, Keith; Roach, Trevor; Roberts, Terrell; Robinson, Bryan; Robinson, Frank; Robinson, Paul; Robinson, Trevor; Roby, Courtney; Rogers, Lamar; Roland, Dennis; Roman, Mark; Roman, Nick; Romasko, Dave; Romer, Rich; Rose, Winston; Ross, Adrian; Ross, Dan.

(Player history — all-time roster, continued)

Table with columns for player name, position, years, and college. Includes players like Ross, John III, Rourke, Jim, Rowe, Jeff, Rucker, Frostee, Rucker, Keith, Russell, Cliff, Russell, KeiVarae, Russell, Wade, Ruud, Tom.

— S —

Table with columns for player name, position, years, and college. Includes players like Sessler, Rod, Sadowski, Troy, Saffold, Saint, St. Clair, Mike, St. Louis, Brad, Sample, Cam, Sample, Drew, Sands, Robert, Santucci, Dan, Sanu, Mohamed, Sanzenbacher, Dane, Sargent, Kevin, Savage, Tom, Savage, Tony, Sawyer, Corey, Sawyer, Ken, Schaffer, J.K., Scharping, Max, Schlegel, Anthony, Schobel, Matt, Schonert, Turk.

Stanford

Table with columns for player name, position, years, and college. Includes players like Schreck, Mason, Schroeder, Jay, Schuh, Jeff, Schutt, Scott, Scott, Bernard, Scott, Bill, Scott, Darnay, Scott, Greg, Scott, Miles, Scott, Tom, Scraftford, Kirk, Seibert, Austin, Sellers, Lance, Shade, Sam, Shaw, Eric, Shaw, Josh, Shaw, Scott, Shaw, Sedrick, Shelby, Willie, Sheldon, Brady, Shelling, Chris, Shelvin, Tyler, Sherman, Rod, Shinners, John, Shipley, Jordan, Shirley, Jason, Shumon, Ron, Simmons, Brian, Simmons, Clyde, Simmons, John, Simmons, Marcello, Simpkins, Ron, Simpson, Jerome, Sims, LeShaun, Sims, Pat.

Table with columns for player name, position, years, and college. Includes players like Sims, Reggie, Skow, Jim, Skuta, Dan, Smiley, Tom, Smith, Akili, Smith, Alex, Smith, Andre.

Table with columns for player name, position, years, and college. Includes players like Smith, Arlie, Smith, Brad, Smith, Chris, Smith, D'Ante, Smith, Daryl, Smith, Dave, Smith, Derron, Smith, Fletcher, Smith, Gary, Smith, Jeff, Smith, Justin, Smith, Ken, Smith, Kendal, Smith, Ron.

Table with columns for player name, position, years, and college. Includes players like Smith, Shaun, Smith, Tommie, Spain, Quinton, Spearman, Armeigis, Spence, Noah, Spencer, Jimmy.

Table with columns for player name, position, years, and college. Includes players like Spikes, Takeo, Spiller, Phil, Sprotte, Jimmy, Square, Damion, Staley, Bill, Stallings, Ramondo, Steele, Glen, Stegall, Mill, Steinbach, Eric, Stepanovich, Alex, Stephens, Jaimin, Stephens, Reggie, Stephens, Santo, Stevens, Larry, Stewart, Tony, Still, Devon, Stitsler, John, Stofa, John, Stubbs, Daniel, Sur'a-Filo, Xavier, Suggs, Shafer, Sulstfed, Alex, Sunter, Ian, Sutherland, Keaton, Swanson, Terry, Szalay, Thatcher.

— T —

Table with columns for player name, position, years, and college. Includes players like Tamm, Ralph, Tate, Auden, Tate, Brandon, Tate, Rodney, Taylor, Craig, Taylor, Trent, Taylor-Britt, Cam, Terry, Tim, Thomas, Eric, Thomas, Lee, Thomas, Michael J., Thomas, Mike D., Thomas, Sean, Thomas, Speedy, Thomason, Jeff, Thompson, Brandon, Thompson, Craig, Thompson, Jack, Thompson, Lamont, Thompson, Mike, Thornton, John, Thornton, Reggie, Thurman, Odell, Tigges, Mark, Tovar, Steve, Townsend, Brian, Trent, Morgan, Tritt, Greg, Trumpy, Bob, Tuatagaloa, Natu, Tufole, Jay, Tumulty, Tom, Tupou, Josh, Turner, Clem, Turner, Deacon, Turner, Jimmy, Tuten, Melvin, Tweet, Rodney, Twynner, Gunnard.

— U —

Table with columns for player name, position, years, and college. Includes players like Utecht, Ben, Uzomah, C.J.

— V —

Table with columns for player name, position, years, and college. Includes players like Vakapuna, Fui, Verser, David, Vigil, Nick, Vincent, Ted, Vinson, Fernando, Vitiello, Sandro, Volson, Cordell, von Oelhoffen, Kimo.

— W —

Table with columns for player name, position, years, and college. Includes players like Wade, Jonathan, Wagner, Ray, Walker, Bracey, Walker, Kevin, Walker, Rick, Wallerstedt, Brett, Walsh, John, Walter, Dave, Walter, Joe, Walker, Kevin, Walters, Stan, Walton, Mark, Ward, David, Ware, Derek.

Table with columns for player name, position, years, and college. Includes players like Warren, Dewey, Warrick, Peter, Washington, Adolphus, Washington, Kelley, Washington, Sam, Washington, Ted, Watson, Kenny, Watson, Pete, Waynes, Trae, Weatherly, Dennis, Weaver, Emanuel, Webb, B.W.

Table with columns for player name, position, years, and college. Includes players like Webb, Richmond, Webster, Nate, Wells, Dana, Wells, Mike, Wenning, Keith, Westbrook, Michael, Westerman, Christian, Whalen, Ryan, Wheeler, Leonard, White, Andre, White, Leon, White, Marvin, White, Mike, White, Sheldon, White, Sherman, Whiteside, Keyon, Whitley, Wilson, Whitten, Bobby, Whittington, Bernard, Whitworth, Andrew, Wilcoats, Solomon, Wilcox, Mitchell, Wilhelm, Erik.

Table with columns for player name, position, years, and college. Includes players like Wilkerson, Ben, Wilkins, Marcus, Wilkinson, Dan, Williams, Alfred, Williams, Bobbie, Williams, Darryl, Williams, DeShawn, Williams, Ed, Williams, Gary, Williams, Dan, Williams, Jarveon, Williams, Jim, Williams, Jon, Williams, Madieu, Williams, Monk, Williams, Nick, Williams, Pooka, Jr., Williams, Reggie, Williams, Roy, Williams, Shawn, Williams, Stepfret, Williams, Tony, Williams, Trayveon, Williams, Xavier, Willis, Damion, Willis, Fred, Willis, Jordan, Wilson, Brandon, Wilson, Gibril, Wilson, Joe, Wilson, Logan, Wilson, Mike, Wilson, Mike, Wilson, Quincy, Wilson, Reinard, Wilson, Stanley.

Oregon State

Table with columns for player name, position, years, and college. Includes players like Wilcox, Mitchell, Wilhelm, Erik, Wilkerson, Ben, Wilkins, Marcus, Wilkinson, Dan, Williams, Alfred, Williams, Bobbie, Williams, Darryl, Williams, DeShawn, Williams, Ed, Williams, Gary, Williams, Dan, Williams, Jarveon, Williams, Jim, Williams, Jon, Williams, Madieu, Williams, Monk, Williams, Nick, Williams, Pooka, Jr., Williams, Reggie, Williams, Roy, Williams, Shawn, Williams, Stepfret, Williams, Tony, Williams, Trayveon, Williams, Xavier, Willis, Damion, Willis, Fred, Willis, Jordan, Wilson, Brandon, Wilson, Gibril, Wilson, Joe, Wilson, Logan, Wilson, Mike, Wilson, Mike, Wilson, Quincy, Wilson, Reinard, Wilson, Stanley.

— X —

Table with columns for player name, position, years, and college. Includes players like Winans, Tydus, Winston, Eric, Withycombe, Mike, Woods, Ickey, Worley, Chris, Wren, Renell, Wright, Anthony, Wright, Dana, Wright, Ernie, Wright, James, Wright, Lawrence, Wyche, Sam, Wynn, Kerry.

— Y —

Table with columns for player name, position, years, and college. Includes players like Yeast, Craig.

— Z —

Table with columns for player name, position, years, and college. Includes players like Zander, Carl, Zeitler, Kevin, Zellars, Ray, Zettel, Anthony.

PLAYER HISTORY — UNIFORM NUMBERS

This all-time uniform numbers list is organized in chronological order for each number.

Generally, this list credits a player for having ownership of a uniform number for an entire season, even if he was with the team for only part of that season. However, game-by-game breakdowns within seasons are provided if (1) a player changed his uniform number during a season, or (2) more than one player was assigned the same number in the same season.

Numbers in parentheses behind players' names denote other uniform numbers assigned to those players during their careers with the Bengals.

Table for No. 1: NAME YEARS, Ja'Marr Chase 2021-22

Table for No. 2: NAME YEARS, Anthony Wright 2006, Mike Nugent 2010-16, Evan McPherson 2021-22

Table for No. 3: NAME YEARS, Jim Breech (10) 1985-92, Jon Kitna 2001-05, Jeff Rowe 2007, Dave Rayner 2008, Clint Stitser 2010, Josh Brown 2012, Zoltan Mesko 2013, Keith Wenning 2015, Marshall Koehn 2017, Austin Seibert 2020, Elliott Fry 2021

Table for No. 4: NAME YEARS, Erik Wilhelm (12) 1991, '93-97, Scott Covington 1999-2001, Casey Bramlet 2004, J.T. O'Sullivan 2009, Aaron Pettrey 2010, Randy Bullock 2016-20, Drue Chrisman 2022

Table for No. 5: NAME YEARS, Jeff Hayes 1986, Neil Rackers 2000-02, Jordan Palmer 2008-10, AJ McCarron 2014-17, Tom Savage 2018, Ryan Finley 2019-20

Table for No. 6: NAME YEARS, Monk Williams 1968, Brad Costello 1998-99, Shane Matthews 2003, Craig Krenzler 2005, Jeff Driskel 2016-19, Jake Browning 2021

Table for No. 7: NAME YEARS, Boomer Esiason 1984-92, David Klingler (15) 1993-95, Boomer Esiason 1997, Bruce Gradkowski 2011-12, Jake Dolegala 2019, Kevin Hogan 2020

Table for No. 8: NAME YEARS, Jeff Blake 1994-99, Nick Harris 2001-03, Dan LeFevour 2010, Josh Johnson 2013, Brandon Allen 2020-22

Table for No. 9: NAME YEARS, Massimo Manca 1987, Doug Pelfrey 1993-99, Carson Palmer 2003-10, Shawn Powell 2013, Joe Burrow 2020-22

Table for No. 10: NAME YEARS, Eric Crabtree 1969-71, Chris Bahr 1976-79, Jim Breech (3) 1980-84, Greg Horne 1987, Todd Philcox 1990, Jay Schroeder 1993, John Walsh 1995, Paul Justin 1998, Will Brice 1999, Travis Dorsch 2002, Kyle Richardson 2003-04, Reggie McNeal 2006, Marcus Maxwell 2007-08, Kevin Huber 2009-22

Table for No. 11: NAME YEARS, Dale Livingston 1968-69, Virgil Carter 1970-73, Wayne Clark 1974, John Reaves 1975-78, Sandro Vitiello 1980, Mike Ford 1982, Jeff Christensen 1983, Bryan Clark 1984, Doug Gaynor 1986, Dave Walter 1987, Lee Johnson 1988-98, Akili Smith 1999-2002, Doug Johnson 2006, Ryan Fitzpatrick 2007-08, Laveranues Coles 2009, Jordan Shipley 2010-11, Dane Sanzenbacher 2013-14, Greg Little (88) 2015, Brandon LaFell 2016-17, John Ross III (15) 2019-20, Trent Taylor 2021-22

Table for No. 12: NAME YEARS, Greg Cook 1969-74, Jack Thompson 1979-82, Mike Norseth 1987-88, Erik Wilhelm (4) 1989-90, Donald Hollas 1991-94, Kerry Joseph 1996, Neil O'Donnell 1998, Gus Frerotte 2002, Courtney Roby 2007, Quan Cosby 2009-10, Mohamed Sanu 2012-15, Alex Erickson 2016-20, Pooka Williams 2021

Table for No. 13: NAME YEARS, Ken Riley 1969-83, Daniel Pope 2000

Table for No. 14: NAME YEARS, Sam Wyche 1968-70, Ken Anderson 1971-86, Maurice Purify 2009, Andy Dalton 2011-19

Table for No. 15: NAME YEARS, John Stofa 1968-69, Dave Lewis 1970-73, Mike Wells 1977, Turk Schonert 1980-85, '87-89, David Klingler (7) 1992, Eric Kresser 1997-99, Chris Henry 2005-09, Mario Alford 2015, John Ross III (11) 2017-18, Damion Willis 2019

Table for No. 16: NAME YEARS, Dewey Warren 1968, Horst Muhlmann 1969-74, Rob Hertel 1978, Ben Bennett 1987, Glenn Holt 2006-08, Andrew Hawkins 2011-13, Cody Core 2016-18, Pharoh Cooper 2019 (Games 1-2), Trenton Irwin 2019 (Game 16), '20-22

Table for No. 17: NAME YEARS, Speedy Thomas 1969-72, Mike Ernst 1973-74, Scott Fulhage 1987-88, Gunnard Twyner (83) 1997 (Game 1), Shayne Graham 2003-09, Jason Campbell 2014, Stanley Morgan 2019-22

Table for No. 18: NAME YEARS, Paul Robinson 1968-71, '72 (Games 1-6), Charlie Joiner 1972 (Games 7-14), '73-75, Adrian Breen 1987, Jim Gallery 1989, Thomas Bailey 1995, Skyler Green 2007, A.J. Green 2011-20, Lassiter, Kwamie, II 2022

Table for No. 19: NAME YEARS, Essex Johnson 1968-75, Ian Sunter 1980, Jeff Hill (84) 1994, '95 (Game 1), Scott Mitchell 2000-01, Kyle Larson 2004-08, Brandon Tate 2011-15, Auden Tate 2018-21

Table for No. 20: NAME YEARS, Bobby Hunt 1968-69, Lemar Parrish 1970-77, Elvis Peacock 1981, Ray Horton 1983-88, Craig Taylor 1989-91, Garrison Hearst 1996, Thomas Randolph 1998, Ty Howard 1999, Mark Roman 2000-03, Tony James (26) 2004-06, David Jones 2007-09, Reggie Nelson 2010-15, Kel'Varae Russell (38) 2016 (Games 3-16), '17-18, Torry McTyer 2019-20, Eli Apple 2021-22

Table for No. 21: NAME YEARS, Paul Dunn 1970, Melvin Morgan 1976-78, Jim Browner 1979-80, Oliver Davis 1981-82, James Brooks 1984-91, Ryan Benjamin 1993, Eric Bieniemy 1995-98, Rico Clark 1999 (Games 1-14), Tom Carter 1999 (Games 15-16), 2000-01, Jeff Burris 2002-03, Rashad Bauman 2004-06, Simeon Castille 2008, Brandon Ghee 2010-13, Darqueze Dennard 2014-19, Mackensie Alexander 2020, Mike Hilton 2021-22

Table for No. 22: NAME YEARS, Ted Washington 1968, Ken Sawyer 1974, Deacon Turner 1978-80, James Griffin 1983-85, Eric Thomas 1987-92, Marcello Simmons 1993, Jimmy Spencer 1996-97, Rodney Heath 1999-2001, Kim Herring 2004-05, Johnathan Joseph 2006-10, Nate Clements 2011-12, Curtis Marsh 2013, William Jackson III 2016-20, Chidobe Awuzie 2021-22

Table for No. 23: NAME YEARS, Rod Sherman 1968, Al Coleman 1969-71, Bernard Jackson 1972-76, Shafer Suggs 1980, Rodney Tate 1982-83, Marc Logan (29) 1988, Frank Robinson 1992, Corey Sawyer 1994-98, Robert Bean (49) 2001, Dennis Weathersby 2003-04, Chris Perry (26) 2005-08, Jeremi Johnson (31) 2009, Fred Bennett 2010, Kelly Jennings 2011, Terence Newman 2012-14, Chykie Brown 2016, Brian Hill 2017, Darius Phillips (24) 2018, B.W. Webb 2019, Darius Phillips (24) 2020-21, Dax Hill 2022

Table for No. 24: NAME YEARS, Tommie Smith 1969, Ernie Kellermann 1972, Marvin Cobb 1975-79, Clarence Chapman 1980-81, Sean Thomas 1985, Lewis Billups 1986-91, Alan Grant 1993, Roger Jones 1994-96, Ric Mathias 1998-99, Sirr Parker 2000, Lamont Thompson 2002, Deltha O'Neal 2004-07, Geoffrey Pope 2008-09, Adam Jones 2010-17, Darius Phillips (23) 2019, Vonn Bell 2020-22

Table for No. 25: NAME YEARS, Chip Myers 1969-76, Tony Davis (35) 1977-78, John Simmons 1981-86, Daryl Smith 1987-88, Rod (Roderick) Jones 1990-96, Charles Fisher 1999-2000, Ligarius Jennings 2001-02, Keiwan Ratliff (26, 34) 2004-07, Jamar Fletcher 2008, Morgan Trent 2009-11, Jason Allen 2012, Giovanni Bernard 2013-20, Chris Evans 2021-22

Table for No. 26: NAME YEARS, Jack Gehrke 1969, Jim Harris 1971, Reece Morrison 1972-73, Charlie Davis 1974-75, Bobby Kemp 1981-86, Leonard Bell 1987, Bo Orlando 1996-97, Cory Hall 1999-2002, Tony James (20) 2003, Chris Perry (23) 2004, Ifeanyi Ohalet 2005, Marvin White (47) 2007-08, Keiwan Ratliff (25, 34) 2009, Jonathan Wade 2010, Taylor Mays 2011-14, Josh Shaw 2015-17, Greg Mabin 2019, Trae Waynes 2020-21

Table for No. 27: NAME YEARS, Saint Saffold 1968, Ken Dyer 1969-71, Al Randolph 1972, Ricky Davis 1975, Bryan Hicks 1980-84, Barney Bussey 1986-92, Lance Gunn 1993, Bracey Walker 1994-96, Tilo Paul 1997, Artrell Hawkins 1998-2003, Greg Brooks 2004-06, DeDe Dorsey 2007-08, Larry Johnson 2009, Gibril Wilson 2010-11, Dre Kirkpatrick 2012-19, Tony Brown 2020

(Uniform numbers, continued)

Table with 2 columns: NAME, YEARS. Header: No. 28. Rows include John Guillory (1969-70), Scott Burk (1979), Cleotha Montgomery (1980), Larry Kinnebrew (1983-87), Harold Green (1990-95), Corey Dillon (1997-2003), Dexter Jackson (2006-08), Bernard Scott (2009-13), Troy Hill (2015), Joe Mixon (2017-22).

Table with 2 columns: NAME, YEARS. Header: No. 29. Rows include Jim Johnson (1969), Sandy Durko (1970-72), Lyle Blackwood (1973-75), Vaughn Lusby (1979), Marc Logan (23) (1987), Rickey Dixon (1988-92), Louis Oliver (1994), Jeff Cothran (46) (1996), Kelvin Moore (1998-99), Curtis Keaton (2000-01), Leon Hall (2007-15), Tony McRae (2017-19), Nick McCloud (2021 (Games 1-8)), Vernon Hargreaves (2021 (Games 9-17 and playoffs)), Cam Taylor-Britt (2022).

Table with 2 columns: NAME, YEARS. Header: No. 30. Rows include Jess Phillips (1968-72), Willie Shelby (1976-77), Dick Jauron (1978-81), Bill Johnson (1985-87), Ickey Woods (31) (1988 (Games 9-16 and playoffs), '89-91), R.J. Kors (1993), Chris Shelling (1995-96), Anihone Lott (1997 (Games 1-7)), Cory Gilliard (1997 (Games 15-16)), Nick Luchey (formerly Nick Williams) (1999-2002), Terrell Roberts (2003-04), Nick Luchey (formerly Nick Williams) (2005), Cedric Peerman (2010-17), Jessie Bates III (2018-22).

Table with 2 columns: NAME, YEARS. Header: No. 31. Rows include Fletcher Smith (1968-71), Jerry Anderson (1977), Ralph Battle (1984), Lee Davis (1985), Gary Hunt (1987), Ickey Woods (30) (1988 (Games 1-8)), Richard Fain (1991), Darryl Williams (1992-95), Greg Myers (1996-99), Darryl Williams (2000-01), Jason Perry (2002), Jeremi Johnson (23) (2003-08), Roy Williams (2009-10), Robert Sands (2011-12), Derron Smith (40) (2016-17), Thomas Rawls (2018), Michael J. Thomas (2021-22).

Table with 2 columns: NAME, YEARS. Header: No. 32. Rows include Bob Jones (1973-74), Scott Perry (1976-79), Stanley Wilson (1983-84, '86), Nate Borders (1987), Stanley Wilson (1988), Mitchell Price (1990-92, '93 (Games 1-4)), Ron Carpenter (1993 (Games 9-16)), Ki-Jana Carter (1995-99), Rudi Johnson (2001-07), Cedric Benson (2008-11), John Conner (2012), Chris Crocker (33, 42) (2013), Jeremy Hill (2014-17), Mark Walton (2018), Trayveon Williams (2019-22).

Table with 2 columns: NAME, YEARS. Header: No. 33. Rows include Jim Williams (1969), Kenny Graham (1970), Fred Willis (1971-72), Stan Fritts (1975-76), John Farley (1984), David Fulcher (1986-92), Steve Broussard (1994), Ashley Ambrose (1996-98), JoJuan Armour (1999-2002), Kenny Watson (2003-08), Chris Crocker (32, 42) (2012), Rex Burkhead (2013-16), Tra Carson (39) (2017-18), Sean Davis (2021 (Games 2-3)), Tre Flowers (2021 (Games 6-17 and playoffs), '22).

Table with 2 columns: NAME, YEARS. Header: No. 34. Rows include Ken Herock (1968), Neal Craig (1971-73), Louis Breeden (1978-87), Ellis Dillahunt (1988), Richard Carey (1989), Fernandus Vinson (1991-94), Tremain Mack (1997-2000), Kevin Kaesviharn (2001-06), Clifton Dawson (2007), Kyries Hebert (2008-09), Kelwan Ratliff (25, 26) (2010), Daniel Herron (2012), Samaje Perine (2019-22).

Table with 2 columns: NAME, YEARS. Header: No. 35. Rows include Mike Haffner (1971), Boobie Clark (42) (1973), Tony Davis (25) (1976), Nathan Poole (1979-80), Jimmy Turner (1983-86), Chris Barber (1987-89), Antoine Bennett (1991-92), Sam Shade (1995-98), Michael Basnight (38) (2000), James Lynch (2004), Quincy Wilson (2006-07), Davontae Harris (2018), Jalen Davis (37) (2021-22).

Table with 2 columns: NAME, YEARS. Header: No. 36. Rows include Lenvil Elliott (1973-78), Jo-Jo Heath (1980), Jim Hargrove (1981), Stanford Jennings (1984-90), Ostell Miles (1992-93), James Joseph (1995), Brandon Bennett (1998-2003), John Busing (40) (2006-07), Reagan Maul'a (2008), Chris Pressley (2010-13), Shawn Williams (40) (2014-20).

Table with 2 columns: NAME, YEARS. Header: No. 37. Rows include Bill Scott (1968), Tommy Casanova (1972-77), Robert Jackson (1981-87, '89), Leonard Wheeler (1992-96), Roosevelt Blackmon (1998-99), Reggie Myles (2002-05), Fui Vakapuna (2009-10), Chris Lewis-Harris (2012-16), Jalen Davis (35) (2020), Ricardo Allen (2021).

Table with 2 columns: NAME, YEARS. Header: No. 38. Rows include Estes Banks (1968), Steve Conley (1972), Champ Henson (1975), Mike Dingle (1991-92), Jason Burns (1995), Michael Basnight (35) (1999), KeiVarae Russell (20) (2016 (Game 2)), LeShaun Sims (2020).

Table with 2 columns: NAME, YEARS. Header: No. 39. Rows include Pat Franklin (1987), Sheldon White (1993), Sedrick Shaw (1999), James Johnson (2008), Oterio McCalebb (2014), Tra Carson (33) (2016), Jarveon Williams (2017), Winston Rose (2020), John Brannon (2021).

Table with 2 columns: NAME, YEARS. Header: No. 40. Rows include Ron Lamb (1968-71), Pete Watson (1972), Charles Alexander (1979-85), David McCluskey (1987), John Holfield (1988-89), Myron Bell (1998-99), Madieu Williams (2004-07), John Busing (36) (2008), Brian Leonard (2009-12), Shawn Williams (36) (2013), Derron Smith (31) (2015), Brandon Wilson (2017-22).

Table with 2 columns: NAME, YEARS. Header: No. 41. Rows include White Graves (1968), Terry Swanson (1969), Dave Green (1974-75), Sam Washington (1985), Solomon Wilcots (1987-90), Joe King (1991), Forey Duckett (1994 (Games 1-2)), Adrian Hardy (45) (1994 (Game 3)), Scottie Graham (1997), Lorenzo Neal (2001-02), Chris Edmonds (53, 87) (2003), Patrick Body (2005), Chinedum Ndukwe (2007-10), Trayvon Henderson (2018-21).

Table with 2 columns: NAME, YEARS. Header: No. 42. Rows include Warren McVea (1968), Boobie Clark (35) (1974-78), Mike Fuller (1981-82), Clay Pickering (1984-85), Rob Niehoff (1987), Eric Ball (1989-94), Lawrence Wright (1997, '99), Chris Carter (2000-01), LaVar Glover (2002), Anthony Mitchell (2004-06), Chris Crocker (32, 33) (2008-11), BenJarvus Green-Ellis (2012-13), Clayton Fejedelem (2016-19), Allan George (2022).

Table with 2 columns: NAME, YEARS. Header: No. 43. Rows include Curt Frazier (1968), Clem Turner (1969), Ed Williams (1974-75), Mark Johnson (1987), Mike Brim (1993-95), Kirk McMullen (2001), Ethan Kilmer (2006-08), Tom Nelson (2009-10), George Iloka (2012-17).

Table with 2 columns: NAME, YEARS. Header: No. 44. Rows include Rex Keeling (1968), Doug Dressler (1970-74), Ray Griffin (1978-84), Aaron Manning (1987), Derrick Fenner (1992-94), Brian Milne (1996-99), Marquand Manuel (2002-03), Herana-Daze Jones (2006-07, '08 (Games 1-9)), Mike Doss (2008 (Games 14-16)), Rico Murray (2009-11), Tony Dye (2012-13), Jake Fisher (74) (2015 (Game 16 and playoff)), Darius Hodge (2021 (Games 1-8)), Clay Johnston (2021 (Games 10-17 and playoffs), '22).

Table with 2 columns: NAME, YEARS. Header: No. 45. Rows include Tom Smiley (1968), Archie Griffin (1976-83), Carl Carter (1990), Wayne Haddix (1991), Adrian Hardy (41) (1994 (Games 4-16), '95), Ty Douthard (1997), Michael Blair (1998 (Games 5-9)), Ray Zellars (1998 (Games 14-16)), Rogers Beckett (2003-04), Jeromy Miles (2010-13), Malik Jefferson (2018), Brady Sheldon (2019).

Table with 2 columns: NAME, YEARS. Header: No. 46. Rows include Joe Wilson (1973), Pete Johnson (1977-83), Dan Rice (1987), Jeff Cothran (29) (1994-95), Cliff Groce (1999-2000), Blue Adams (2007), Daniel Coats (86) (2008 (Games 9-16)), Clark Harris (2009-22).

Table with 2 columns: NAME, YEARS. Header: No. 47. Rows include Charlie King (1968-69), Greg Bright (1980-81), Steve Maidlow (1983-84), David Frisch (83) (1993), Corey Lynch (2008), Marvin White (26) (2010), P.J. Dawson (2015-16), Chris Worley (2018), Keandre Jones (2020-22).

Table with 2 columns: NAME, YEARS. Header: No. 48. Rows include Phil Spiller (1968), Andy Gibler (1983), John Garrett (1989), Craig Thompson (1992-93), Brad St. Louis (2000-09), Tyler Ott (2016), Austin Calitro (2021), Cal Adomitis (2022).

Table with 2 columns: NAME, YEARS. Header: No. 49. Rows include Guy Frazier (58) (1981-83, '84 (Games 1-3, 5)), Dana Wright (1987), Jeff Thomason (1992-93), Robert Bean (23) (2000), Darius Hill (2009), Joe Bachie (2021-22).

Table with 2 columns: NAME, YEARS. Header: No. 50. Rows include Bernard Erickson (1968), Tom DeLeone (1972-73), Vic Koegel (1974), Glenn Cameron (1975-85), Dave Rimington (52, 64) (1986-87), James Francis (1990-98), Ben Peterson (1999), Riall Johnson (2001-03), Larry Moore (2004-05), Ahmad Brooks (55) (2006), Jim Maxwell (58) (2007* (Games 12-16)), Eric Henderson (2007-08*), Jonathan Luigs (2009), J.K. Schaffer (2013-14), A.J. Hawk (2015), Jordan Evans (2017-21).

*NOTE: Maxwell and Henderson both were assigned uniform No. 50 for Games 12-16 of 2007. At the time, however, only Maxwell was on the active roster. Henderson was on the Reserve/Injured list.

Table with 2 columns: NAME, YEARS. Header: No. 51. Rows include Ken Avery (1969-74), Chris Devlin (1975-77, '78 (Game 1)), Tom Ruud (1978 (Games 9-16), '79), Rick Razzano (1980-84), Tom Dinkel (52) (1985), Leon White (1986, '87 (Games 1-2)), David Ward (1987 (Games 3-5)), Leon White (1987 (Games 6-15), '88-91), Brian Townsend (1992), Steve Tovar (58) (1993-94), Gerald Dixon (1996-97), Takeo Spikes (1998-2002), Kevin Hardy (2003-04), Odell Thurman (2005), Corey Mays (2007-08), Dan Skuta (2009-12), Jayson DiManche (2013-14), Chris Carter (56) (2015), Kevin Minter (2017), Brandon Bell (52) (2018), Markus Bailey (2020-22).

(Uniform numbers, continued)

Table with 2 columns: NAME, YEARS. Section No. 52. Includes players like John Matlock, Paul Elzey, Tim Buchanan, etc.

Table with 2 columns: NAME, YEARS. Section No. 53. Includes players like John Neidert, Bill Peterson, Bo Harris, etc.

Table with 2 columns: NAME, YEARS. Section No. 54*. Includes Bob Johnson. Note: Bob Johnson's No. 54 is the Bengals' only retired uniform number.

Table with 2 columns: NAME, YEARS. Section No. 55. Includes Frank Buncom, Ed Brady, Lance Sellers, etc. Note: Chamberlin and Wilkins both were assigned uniform No. 55 for the entire 2004 season.

Table with 2 columns: NAME, YEARS. Section No. 56. Includes Mike Hibler, Tim Kearney, Tom DePaso, etc. Note: Porter and Carter both were assigned uniform No. 56 for Games 13-16 and the Wild Card Playoff of 2014.

*NOTE: Porter and Carter both were assigned uniform No. 56 for Games 13-16 and the Wild Card Playoff of 2014. At the time, however, only Carter was on the active roster. Porter was on the Reserve/Injured list.

Table with 2 columns: NAME, YEARS. Section No. 57. Includes John Matlock, Ed Harmon, Evan Jollitz, etc.

Table with 2 columns: NAME, YEARS. Section No. 58. Includes Al Beauchamp, Blair Bush, Brian Pillman, etc.

Table with 2 columns: NAME, YEARS. Section No. 59. Includes Larry Ely, Ray Phillips, Ron Shumon, etc. Note: Kurnick and Melontree both were assigned uniform No. 59 for the entire 1980 season.

*NOTE: Kurnick and Melontree both were assigned uniform No. 59 for the entire 1980 season. At the time, however, only Melontree was on the active roster. Kurnick was on the Reserve/Non-Football Injury list.

Table with 2 columns: NAME, YEARS. Section No. 60. Includes Ron Pritchard, Blake Moore, Dave Smith, etc.

Table with 2 columns: NAME, YEARS. Section No. 61. Includes Jerry Boyarsky, Bill Poe, Doug Aronson, etc.

Table with 2 columns: NAME, YEARS. Section No. 62. Includes Dave Lapham, Gary Smith, Ken Smith, etc.

Table with 2 columns: NAME, YEARS. Section No. 63. Includes Guy Dennis, Greg Fairchild, Mike White, etc.

Table with 2 columns: NAME, YEARS. Section No. 64. Includes Pete Perreault, Justin Canale, John Shinnars, etc.

Table with 2 columns: NAME, YEARS. Section No. 65. Includes Bill Kindricks, Wayne McClure, Mautly Moore, etc.

Table with 2 columns: NAME, YEARS. Section No. 66. Includes Wayne McClure, Bill Bergey, Mark Donahue, etc.

Table with 2 columns: NAME, YEARS. Section No. 67. Includes Mike Wilson, Gary Burley, David Douglas, etc.

Table with 2 columns: NAME, YEARS. Section No. 68. Includes Dave Middendorf, Steve Lawson, Bill Kollar, etc.

Table with 2 columns: NAME, YEARS. Section No. 69. Includes Sherrill Headrick, Tim Krumrie, Alex Stepanovich, etc.

Table with 2 columns: NAME, YEARS. Section No. 70. Includes Andy Rice, Ron Carpenter, Barney Cotton, etc.

Table with 2 columns: NAME, YEARS. Section No. 71. Includes Rufus Mayes, Rod Horn, Pete Koch, etc. Note: Prince and Williams both were assigned uniform No. 71 for Games 6-16 of 2020.

*NOTE: Prince and Williams both were assigned uniform No. 71 for Games 6-16 of 2020. At the time, however, only Williams was on the active roster. Prince was on the Reserve/Opt-Out list.

Table with 2 columns: NAME, YEARS. Section No. 72. Includes Howard Fest, Ron Hunt, Mack Mitchell, etc.

Table with 2 columns: NAME, YEARS. Section No. 73. Includes Pat Matson, Eddie Edwards, Ken Moyer, etc.

(Uniform numbers, continued)

No. 74

Table with 2 columns: NAME, YEARS. Lists players like Willie Lee Jones (78), Ernie Park, Mike Reid, Glenn Bujnoch, Brian Blados, Tom Scott, Mark Dennis, Rich Braham, Dennis Roland, Marshall Newhouse, Jake Fisher (44), Keaton Sutherland (64, 65), Fred Johnson, Max Scharping.

No. 75

Table with 2 columns: NAME, YEARS. Lists players like Ernie Wright, Stan Walters, Al Kreviss, Wilson Whitley, Bruce Reimers, Jack Linn, Anthony Brown, Jamain Stephens, Scott Koolstra, Devon Still, Andrew Billings (99), Jordan Willis, Isaiah Prince (71).

No. 76

Table with 2 columns: NAME, YEARS. Lists players like Jim Griffin, Frank Cornish, Vernon Holland, Glen Collins, Jeff Smith, Kirk Scraftford, Trent Pollard, Mike Doughty, Levi Jones, Kent Perkins, Mike Daniels.

No. 77

Table with 2 columns: NAME, YEARS. Lists players like Bob Kelly, Frank Peters, Bob Maddox, Mike Wilson, Mark Tigges, Jim Rourke, Scott Jones, Kevin Sargent, Victor Leyva, Andrew Whitworth, Cordy Glenn, Hakeem Adeniji.

No. 78

Table with 2 columns: NAME, YEARS. Lists players like Dan Archer, Willie Lee Jones (74), Lee Thomas, Bob Brown, Walter Johnson, Ted Vincent, Anthony Munoz.

No. 79

Table with 2 columns: NAME, YEARS. Lists players like Steve Chomyszak, Coy Bacon, Ross Browner, Bill Berthussen, Dana Wells, Lamar Rogers, Ramondo Stallings, Scott Rehberg, Stacy Andrews, Brandon Thompson (98), Christian Ringo, Jackson Carman.

No. 80

Table with 2 columns: NAME, YEARS. Lists players like Ken Johnson, Cris Collinsworth, Tom Brown, Cris Collinsworth, Lynn James, Carl Pickens (81), David Dunn, Willie Jackson, Peter Warrick, Nate Lawrie, Chase Coffman, Orson Charles, Josh Malone, Mike D. Thomas.

No. 81

Table with 2 columns: NAME, YEARS. Lists players like Dennis Randall, Nick Roman, Al Chandler, Jim Corbett, David Verser, Eddie Brown, Marquis Pleasant, Eddie Brown, Patrick Robinson, Carl Pickens (80), Ron Dugans, Ben Utecht, Terrell Owens, Colin Cochart, Alex Smith, Tyler Kroft, Thaddeus Moss.

No. 82

Table with 2 columns: NAME, YEARS. Lists players like Ed McCall, Royce Berry, Billy Brooks, Alton Alexis, Rodney Holman, Wade Russell, Rodney Holman, Tony McGee, Michael Westbrook, Reggie Kelly, Marvin Jones, Cethan Carter.

No. 83

Table with 2 columns: NAME, YEARS. Lists players like Bill Staley, Ed Marshall, Sherman White, Steve Holden, Dennis Law, Rick Walker (88), M.L. Harris, Dave Romasko, Kendal Smith, Brian Brennan, Reggie Thornton, David Frisch (47), Tydus Winans, Kevin Jordan, Gunnard Twyner (17), Danny Farmer, Kevin Walter, Antonio Chatman, Kevin Brock, Tyler Boyd.

No. 84

Table with 2 columns: NAME, YEARS. Lists players like Bob Trumpy, Don Bass, Gary Williams, Dan Ross (89), Eric Kattus, Reggie Sims, Rodney Tweet, Eric Kattus, Milt Stegall, Jeff Hill (19), Mike Jenkins, Damon Gibson, Craig Yeast, T.J. Houshmandzadeh, Jermaine Gresham, Mitchell Wilcox.

No. 85

Table with 2 columns: NAME, YEARS. Lists players like Dan Brabham, Martin Baccaglio, Isaac Curtis, Tim McGee, Greg Meehan, Tim McGee, Allen DeGraffenreid, Tim McGee, James Hundon, LaVell Boyd, Chad Johnson, Armon Binns, Tyler Eifert, Tee Higgins.

No. 86

Table with 2 columns: NAME, YEARS. Lists players like Andre White, John McDaniel, Steve Kreider, Ken Brown, Carl Parker, Mike Barber, Wesley Carroll, Darnay Scott, Tony Stewart, Daniel Coats (46), Donald Lee, James Wright, Mason Schreck, Devin Asiassi.

No. 87

Table with 2 columns: NAME, YEARS. Lists players like Bill Peterson (53), Mike Kelly, Pat McInally, Jim Riggs, Curtis Jeffries, Jim Riggs, Troy Sadowski, Stepfret Williams, Damon Griffin, Chris Edmonds (41, 53), Kelley Washington, Andre Caldwell, Cobi Hamilton, C.J. Uzomah.

No. 88

Table with 2 columns: NAME, YEARS. Lists players like Bruce Coslet, Rick Walker (83), Mike Levenseller, Mike Martin, Reggie Rembert, Derek Ware, Steve Bush, Sean Brewer, Lawrence Hamilton, Cliff Russell, Tab Perry, J.P. Foschi, Ryan Whalen, Greg Little (11), Jordan Franks, Hayden Hurst.

No. 89

Table with 2 columns: NAME, YEARS. Lists players like Harry Gunner, Martin Amsler, Drew Buie, Tim George, Jack Novak, Mike Cobb, Dan Ross (84), Don Kern, Ira Hillary, Shane Garrett, Jeff Query, Marco Battaglia, Matt Schobel, Jerome Simpson, Richard Quinn, Ryan Hewitt, Matt Lengel, Drew Sample.

*NOTE: Garrett and Query both were assigned uniform No. 89 for Games 5-16 of 1992. At the time, however, only Query was on the active roster. Garrett was on the Reserve/Injured list.

No. 90

Table with 2 columns: NAME, YEARS. Lists players like Emanuel King, Eric Shaw, Gerald Collins, Tim Johnson, Michael Bankston, Justin Smith, Pat Sims (92), Kheeston Randall, Christo Bilukidi, Michael Johnson (93), Anthony Zettel, Khalid Kareem.

No. 91

Table with 2 columns: NAME, YEARS. Lists players like Carl Zander, Brad Smith, Brett Wallerstedt, Billy Granville, Randy Chevrier, Carl Powell (72), Robert Geathers, Marcus Hardison, Josh Tupou (68), Amani Bledsoe, Trey Hendrickson. *NOTE: Tupou and Bledsoe both were assigned uniform No. 91 for the entire 2020 season. At the time, however, only Bledsoe was on the active roster. Tupou was on the Reserve/Opt-Out list.

No. 92

Table with 2 columns: NAME, YEARS. Lists players like Tim Inglis, John Copeland, Eric Ogbogu, Duane Clemons, Frostee Rucker, Jamaal Anderson, James Harrison, Pat Sims (90), Adolphus Washington, Freedom Akinmoladun, B.J. Hill.

No. 93

Table with 2 columns: NAME, YEARS. Lists players like Kiki DeAyala, Ty Parten, Tim Morabito, Mike Thompson, Tom Barndt, Mario Monds, Greg Scott, Rashad Jeanty (53), Michael Johnson (90), Will Clarke, Andrew Brown, Wyatt Ray, Jeff Gunter.

No. 94

Table with 2 columns: NAME, YEARS. Lists players like Rich Romer, Alfred Williams, Jevon Langford (58), Tony Williams, Domata Peko, Chris Smith, Sam Hubbard.

No. 95

Table with 2 columns: NAME, YEARS. Lists players like Roosevelt Nix, Keith Rucker, Steve Foley, LaDairis Jackson, Larry Stevens, Sam Adams, Roy Manning, Orien Harris, Victor Adeyanju, Wallace Gilberry, Kasim Edeball, Renell Wren, Zach Carter.

*NOTE: Jackson and Stevens both were assigned uniform No. 95 for Games 8-16 of 2004. At the time, however, only Stevens was on the active roster. Jackson was on the Reserve/Injured list.

(Uniform numbers, continued)

No. 96	
NAME	YEARS
Willie Fears	1987
Curtis Maxey	1988
Natu Tuatagaloa	1989-91
Daniel Stubbs (67)	1992 (Games 5-16), '93
Kanavis McGhee	1994
Alfred Oglesby	1995
Kenny Davidson	1996
Brentson Buckner	1997
Clyde Simmons	1998
Vaughn Booker	2000-02
Matthias Askew	2004-05
Michael Myers	2007
Josh Mallard	2008 (Games 12-13)
Chris Harrington	2008 (Games 14-16)
Shaun Smith (66, 99)	2009
Carlos Duniap	2010-20
Cam Sample	2021-22

No. 97	
NAME	YEARS
Brian Pillman (58)	1984 (Games 4, 6)
Mike Frier	1992-94
Andre Purvis	1997-99
Bernard Whittington	2001-02
John Thornton	2003-08
Geno Atkins	2010-20
Jay Tufele	2022

No. 98	
NAME	YEARS
David Grant	1988-91
Tony Savage	1992
George Hinkle	1993
Todd Kelly	1995-96
Canute Curtis	1997-2002
Elton Patterson	2003, '04 (Games 3-4)
Terrance Martin	2004 (Games 8-16)
Bryan Robinson	2005-07
Antwan Odom	2008-10
Nick Hayden	2011
Brandon Thompson (79)	2013-16
Ryan Glasgow	2017-19
DJ Reader	2020-22

No. 99	
NAME	YEARS
Jason Buck	1987-90
Alonzo Mitz	1991-92
Donnell Johnson (68)	1993 (Games 1-3)
Dan Wilkinson	1994-97
Oliver Gibson	1999-2003
Shaun Smith (66, 96)	2004
David Pollack	2005-07
Jason Shirley (70)	2008
Tank Johnson	2009-10
Manny Lawson	2011-12
Margus Hunt (70)	2013-16
Andrew Billings (75)	2017-19
Christian Covington	2020
Tyler Shelvin	2021-22

PLAYER HISTORY — ALUMNI LIST

COLLEGE	PLAYERS
Abilene Christian	3
Alabama	20
Alabama A&M	1
Albany State (Ga.)	1
Alcorn State (Alcorn A&M)	1
Appalachian State	3
Arizona	6
Arizona State	18
Arkansas	10
Arkansas AM&N	2
Arkansas State	3
Auburn	18
Augustana (Ill.)	1
Augustana (S.D.)	2
Ball State	5
Ball State	5
Baylor	5
Bethune-Cookman	2
Boise State	4
Boston College	8
Boston University	2
Bowling Green	3
Brigham Young	9
Buffalo	2
California	7
California, Davis	1
Cal State-Fullerton	2
Cal State-Long Beach	2
Cal State-Sacramento	1
Cameron	1
Carroll College	1
Carson-Newman	1
Calatwa	1
Central Connecticut State	1
Central Florida	3
Central Michigan	7
Central State (Ohio)	1
Central State (Okla.)	1
Central Washington	1
Chico State	1
Cincinnati	17
Clemson	9
Coastal Carolina	2
Colorado	12
Colorado State	3
Dartmouth	1
Davidson	1
Dayton	1
Delaware	1
Duke	3
Earlham College	1
East Carolina	4
East Tennessee State	1
Eastern Illinois	2
Eastern Kentucky	3
Eastern Michigan	3
Eastern Washington	2
Evansville	1
Ferris State	1
Findlay	2
Fisk	1
Florida	22
Florida A&M	3
Florida Atlantic	1
Florida State	10
Fresno State	11
Frostburg State	2
Furman	2
Gardner-Webb	1
Georgia	16
Georgia State	1
Georgia Tech	3
Grambling	6
Grand Valley State	1
Hampton (Va.)	2
Harvard	4
Hawaii	3
Holy Cross	2
Houston	10
Howard	1
Howard Payne	1
Humboldt State	1
Idaho	2
Illinois	11
Illinois State	2
Indiana	9
Iowa	11
Iowa State	4
Jackson State	2
Jacksonville State	1
James Madison	1
Johnson C. Smith	1
Kansas	12
Kansas State	9
Kent State	3
Kentucky	7
Lamar	1
Lane College	1
Langston	1
Lehigh	2
Liberty	1
Lincoln	2
Lindenwood	1
Los Angeles State	2
Louisiana-Lafayette	2
Louisiana State	20
Louisiana Tech	4
Louisville	10
Maine	2
Mankato State	1
Mars Hill	1
Marshall	6
Maryland	10
Massachusetts	3
McGill (Canada)	1
McMurry	1
McNeese State	2
Memphis	4
Miami (Fla.)	15
Holy Cross	2
Michigan	20
Michigan State	15
Michigan Tech	1
Middle Tennessee State	1
Miles College	1
Mississippi	8
Mississippi State	6
Mississippi Valley State	3
Missouri	3
Montana	2
Montana State	1
Morehead State	3
Morgan State	1
Morris Brown	1
Nebraska	16
Nevada-Las Vegas	2
Nevada	4
New Mexico	1
New Mexico State	2
New York Tech	1
North Alabama	2
North Carolina	11
North Carolina-Charlotte	1
North Carolina A&T	5
North Carolina Central	1
North Carolina at Pembroke	1
North Carolina State	10
North Dakota	1
North Dakota State	2
Northeast Louisiana	2
Northeast Missouri State	1
Northeastern	1
Northern Illinois	3
Northern Iowa	1
Northern Michigan	1
Northwestern	2
Northwestern Oklahoma	1
Northwestern State (La.)	3
Notre Dame	18
Ohio State	37
Ohio	1
Ohio Wesleyan	1
Oklahoma	13
Oklahoma State	6
Oregon	10
Oregon State	8
Pacific	2
Penn State	18
Pittsburg State	1
Pittsburgh	13
Portland State	1
Princeton	1
Purdue	6
Rice	2
Richmond	2
Rutgers	6
Samford	1
Sam Houston State	1
San Diego	1
San Diego State	7
San Jose State	5
South Carolina	16
South Carolina State	2
South Dakota	1
South Dakota State	1
South Florida	1
Southern Arkansas	2
Southern California	15
Southern Illinois	2
Southern Methodist	6
Southern Mississippi	4
Southern University	1
Southern Utah	1
Southwest Missouri State	1
Southwest Texas State	2
Stanford	13
Stephen F. Austin	1
Syracuse	6
Taylor	1
Temple	2
Tennessee	15
Tennessee-Chattanooga	2
Tennessee State	8
Texas	17
Texas A&I	1
Texas A&M	17
Texas Christian	9
Texas El Paso	2
Texas-San Antonio	1
Texas Southern	1
Texas Tech	2
Toledo	6
Troy	2
Tufts	1
Tulane	5
Tulsa	2
Tuskegee	1
UCLA	13
Union (N.Y.)	1
U.S. International	2
Utah	8
Utah State	4
Vanderbilt	3
Villanova	1
Virginia	7
Virginia Tech	3
Virginia Union	2
Wake Forest	4
Washington	10
Washington State	8
West Chester	1
West Virginia	19
Western Carolina	2
Western Illinois	2
Western Kentucky	2
Western Michigan	2
Wichita State	2
College of William & Mary	1
Williams	1
Wingate	1
Wisconsin	9
Wisconsin-LaCrosse	1
Wooster	1
Wyoming	4
Xavier (Ohio)	1
Yale	2

NONE: 2.

PLAYER HISTORY — TRADES

An asterisk () denotes a draft-day trade.*

- Dec. 26, 1967 — Acquired QB **John Stofa** from Miami for two undisclosed future draft choices. The draft choices were later determined to be No. 27 overall in the 1968 draft (first round; Dolphins selected OT **Doug Crusan**) and No. 54 overall in the '68 draft (second round; Dolphins selected TE **Jim Cox**).
- Jan. 22, 1968 — Acquired TE **Andre White** from Denver for an undisclosed future draft choice. The draft choice was later determined to be No. 111 overall in the 1968 draft (fourth round; Broncos selected DB **Gus Hollomon**).
- Jan. 30, 1968* — Bengals acquired LB **Tom Rhoads** from Buffalo for a fifth-round draft choice in the 1968 draft. The fifth-round pick Buffalo received was No. 114 overall (Bills selected RB **Ben Gregory**).
- July 28, 1968 — Acquired OL **Jeff Richardson** from the N.Y. Jets for an undisclosed future draft choice. The draft choice was later determined to be No. 110 overall in 1970 draft (fifth round; Jets traded the pick to Houston).
- June 30, 1969 — Acquired WR **Eric Crabtree** from Denver for FB **Tom Smiley**.
- Sept. 8, 1969 — Acquired K **Horst Muhlmann** and an undisclosed future draft choice from Kansas City for WR **Warren McVea**. The draft choice was later determined to be No. 104 overall in the 1970 draft (fourth round; Bengals selected DB **Billie Hayes**, who never made the regular-season roster).
- Jan. 21, 1970 — Acquired OT **Rufus Mayes** from Chicago for DT **Bill Staley** and DE **Harry Gunner**.
- May 19, 1970 — Acquired OT/G **Gary Kirner** from San Diego for DT **Andy Rice**.
- July 1, 1970 — Acquired S **Caesar Belsler** from Kansas City for an undisclosed future draft choice. Belsler, however, did not make the Bengals' regular-season roster, thus no pick was traded.
- Aug. 4, 1970 — Acquired S **Kenny Graham** from San Diego for an undisclosed draft choice in 1971 draft. The draft choice was later determined to be No. 119 overall (fifth round; Chargers drafted DE **Phil Asack**).
- Aug. 26, 1970 — Acquired QB **Virgil Carter** from Buffalo for an undisclosed future draft choice. The draft choice was later determined to be No. 145 overall in the 1971 draft (sixth round; Bills selected DE **Bill McKinley**).
- Sept. 2, 1970 — Acquired DT **Frank Cornish** from Chicago for an undisclosed future draft choice. The draft choice was later determined to be No. 133 overall in the 1972 draft (sixth round; Bears selected LB **Bob Pifferini Jr.**).
- Oct. 26, 1970 — Acquired an undisclosed future draft choice from the N.Y. Jets for G **Dave Middendorf**. The draft choice was later determined to be No. 110 overall in the 1971 draft (fifth round; Bengals selected DE **Arthur May**, who never made the regular-season roster).
- May 7, 1971 — Acquired RB **Henry Dyer** from Washington for QB **Sam Wyche**.
- Feb. 1, 1972* — Acquired G **John Shinnors** from Baltimore for an undisclosed future draft choice. The draft choice was later determined to be No. 93 overall in 1973 draft (fourth round; Colts traded the pick to Cleveland).
- May 9, 1972 — Acquired LB **Bob Bruggers** from San Diego for OT **Ernie Wright**.
- Nov. 1, 1972 — Acquired WR **Charlie Joiner** and LB **Ron Pritchard** from Houston for RB **Paul Robinson** and RB **Fred Willis**.
- April 10, 1973 — Acquired an undisclosed future draft choice from New Orleans for TE **Mike Kelly**. The draft choice was later determined to be No. 153 overall in the 1974 draft (sixth round; Bengals selected DB **William Bryant**, who never signed with the Bengals, instead signing with the Houston Texans of the World Football League).
- July 9, 1973 — Acquired DT **Jerry Ellison** from Philadelphia for WR **Speedy Thomas**.
- Aug. 10, 1973 — Acquired two undisclosed future draft choices from Minnesota for G **Steve Lawson** and an undisclosed future draft choice. The draft choices Cincinnati received were later determined to be No. 103 overall in the 1974 draft (fourth round; Bengals selected WR **Richard Williams**) and No. 77 overall in the '75 draft (third round; Bengals selected LB **Bo Harris**). The draft choice Minnesota received was later determined to be No. 89 overall in the 1975 draft (fourth round; Vikings selected RB **Harold [Champ] Henson**).
- Aug. 22, 1973 — Acquired an undisclosed future draft choice from New England for LB **Bill Peterson**. The draft choice was later determined to be No. 87 overall of 1974 draft (fourth round; Bengals selected QB **Mike Boryla**).
- Sept. 7, 1973 — Acquired two undisclosed future draft choices from New Orleans for RB **Jess Phillips**. The draft choices were later determined to be No. 61 overall in the 1974 draft (third round; Bengals selected G **Dave Lapham**) and No. 114 overall in the '74 draft (fifth round; Bengals selected RB **Haskel Stanback**).
- Jan. 24, 1974 — Acquired QB **Wayne Clark** from San Diego for QB **Virgil Carter**. Carter, however, left San Diego to sign with the Chicago Fire of the World Football League, thus Cincinnati sent RB **Reece Morrison** to the Chargers on March 7 as compensation.
- March 8, 1974 — Acquired two undisclosed future draft choices from Philadelphia for QB **Mike Boryla**. The draft choices were later determined to be No. 142 overall in the 1975 draft (sixth round; Bengals selected QB **Tom Shuman**) and No. 11 overall in '76 draft (first round; Bengals selected WR **Billy Brooks**).
- July 3, 1974 — Acquired an undisclosed future draft choice from Dallas for QB **Clint Longley Jr.**. The draft choice was later determined to be No. 122 overall in 1975 draft (fifth round; Bengals selected TE/P **Jeff West**).
- July 10, 1974 — Acquired a first-round draft choice in the 1977 draft plus a first-round draft choice and a second-round draft choice in the '78 draft from Philadelphia for LB **Bill Bergey**. It was determined later that the 1977 first-round draft choice was No. 8 overall (Bengals selected DT **Wilson Whitley**), the '78 first-round draft choice was No. 8 overall (Bengals selected DE **Ross Browner**) and the '78 second-round draft choice was No. 35 overall (Bengals selected CB **Ray Griffin**).
- July 31, 1974 — Acquired an undisclosed future draft choice from Buffalo for DT/DE **Steve Chomyszak**. The draft choice was later determined to be No. 227 overall in 1975 draft (ninth round; Bengals selected WR **Lofell Williams**).
- Aug. 21, 1974 — Acquired an undisclosed future draft choice from Atlanta for RB **Haskel Stanback** and G/C **Tom DeLeone**. The draft choice was later determined to be No. 55 overall in the 1975 draft (third round; Bengals selected DE **Gary Burley**).
- Aug. 28, 1974 — Acquired an undisclosed future draft choice from Buffalo for S **Neal Craig**. The draft choice was later determined to be No. 97 overall in 1975 draft (fourth round; Bengals selected RB **Stan Fritts**).
- Aug. 29, 1974 — Acquired an undisclosed amount of cash from New Orleans for WR **Richard Williams**.
- Sept. 10, 1974 — Acquired \$100 cash from Detroit for WR **Tim George**.
- April 18, 1975 — Acquired an undisclosed future draft choice from Kansas City for LB **Ken Avery**. The draft choice was later determined to be No. 106 overall in the 1976 draft (fourth round; Bengals selected RB **Tony Davis**).
- June 11, 1975 — Acquired an undisclosed future draft choice from San Francisco for TE **Al Chandler**. The draft choice was later determined to be No. 138 overall in the 1976 draft (fifth round; Bengals selected RB **Willie Shelby**).
- June 16, 1975 — Acquired an undisclosed future draft choice from Philadelphia for K **Horst Muhlmann**. The draft choice was later determined to be No. 69 overall in the 1976 draft (third round; Bengals selected CB **Danny Reece**, who never made the regular-season roster).
- June 29, 1975 — Acquired QB **John Reaves** and an undisclosed future draft choice from Philadelphia for QB **Wayne Clark** and OT **Stan Walters**. The draft choice was later determined to be No. 38 overall in the 1976 draft (second round; Bengals selected G **Glenn Bujnoch**).
- Sept. 8, 1975 — Acquired an undisclosed future draft choice from New England for RB **Doug Dressler**. The draft choice was later determined to be No. 187 overall in the 1976 draft (seventh round; Bengals selected QB **Bob Bateman**).
- Sept. 9, 1975 — Acquired an undisclosed future draft choice from Green Bay for G **Pat Matson**. The draft choice was later determined to be No. 192 overall in 1976 draft (seventh round; Bengals selected DB **Pete Rome**).
- April 2, 1976 — Acquired DE **Coy Bacon** from San Diego for WR **Charlie Joiner**.
- May 11, 1976 — Acquired an undisclosed future draft choice from Chicago for DE **Royce Berry**. The draft choice was later determined to be No. 131 overall in the 1978 draft (fifth round; Bengals selected QB **Rob Hertel**).
- June 3, 1976 — Acquired an undisclosed future draft choice from Minnesota for TE **Orlando Nelson**. The draft choice was later determined to be No. 194 in the 1977 draft (seventh round; Bengals selected TE **Jim Corbett**).
- June 7, 1976 — Acquired undisclosed future draft choices from Chicago for LB **Brad Cousino**, RB **Champ Henson** and K **Tom Klaban**. None of those three players, however, made the Bears' roster, thus no picks were traded.
- June 21, 1976 — Acquired an undisclosed future draft choice from St. Louis for LB **Al Beauchamp**. The draft choice was later determined to be No. 105 overall in the 1977 draft (fourth round; Bengals selected S **Jerry Anderson**).
- July 23, 1976 — Acquired an undisclosed future draft choice from Buffalo for DE **Sherman White**. The draft choice was later determined to be No. 3 overall in the 1977 draft (first round; Bengals selected DE/DT **Eddie Edwards**).
- Sept. 7, 1976 — Acquired an undisclosed future draft choice from Tampa Bay for RB **Charlie Davis**. The draft choice was later determined to be No. 85 overall in the 1977 draft (fourth round; Bengals selected TE **Rick Walker**).
- March 1, 1977 — Acquired an undisclosed future draft choice from San Diego for WR **Chip Myers**. The draft choice was later determined to be No. 292 overall in the 1977 draft (11th round; Bengals selected G **Joel Parrish**).
- March 16, 1977 — Acquired two undisclosed future draft choices from Denver for S/CB **Bernard Jackson**. The draft choices were later determined to be No. 83 overall in the 1978 draft (third round; Bengals selected WR/TE **Don Bass**) and No. 193 overall in the '78 draft (seventh round; Bengals selected OT **Danny Bass**).
- July 21, 1977 — Acquired an undisclosed future draft choice from New Orleans for RB **Stan Fritts**. Fritts, however, did not make the Saints' regular-season roster, thus no pick was traded.
- July 28, 1977 — Acquired the waiver price of \$100 from Oakland for DT **Bob Brown**, who had not reported to training camp.
- Aug. 30, 1977 — Acquired an undisclosed future draft choice from St. Louis for DB **Carl Allen**. The draft choice was later determined to be No. 293 overall in the 1978 draft (11th round; Bengals selected RB **Calvin Prince**).
- June 26, 1978 — Acquired a first-round draft choice in the 1979 draft from Washington for DE **Coy Bacon** and CB **Lemar Parrish**. The draft choice was later determined to be No. 12 overall (Bengals selected RB **Charles Alexander**).
- July 7, 1978 — Acquired an undisclosed future draft choice from Oakland for LB **Ron Pritchard**. Pritchard, however, did not make the Raiders' regular-season roster, thus no pick was traded.
- Aug. 22, 1978 — Acquired an undisclosed future draft choice from Chicago for TE **Mike Cobb**. The draft choice was later determined to be No. 91 overall in the 1979 draft (fourth round; Bengals selected CB **Vaughn Lusby**).
- May 30, 1979 — Acquired an undisclosed future draft choice from Tampa Bay for RB **Tony Davis**. The draft choice was later determined to be No. 159 overall in the 1980 draft (sixth round; Bengals selected LB **Andrew Melontree**).
- July 16, 1979 — Acquired an undisclosed future draft choice from San Francisco for CB **Melvin Morgan**. The draft choice was later determined to be No. 167 overall in the 1980 draft (seventh round; Bengals selected LB **Ron Simpkins**).
- Aug. 23, 1979 — Acquired an undisclosed future draft choice from Washington for WR **Dennis Law**. Law, however, initially retired after the trade and did not report to the Redskins, then later reported on Nov. 6 and was Active-DNP for one game before being released. However, since Law never played for the Redskins, no pick was traded.
- Aug. 27, 1979 — Acquired first rights to waived players from San Francisco for RB **Lenvil Elliott**.
- March 19, 1980 — Acquired an undisclosed future draft choice from San Francisco for CB **Scott Perry**. The draft choice was later determined to be No. 230 overall in the 1981 draft (ninth round; Bengals selected RB **Samoa Samoa**).
- Aug. 1, 1980 — Acquired an undisclosed future draft choice from the N.Y. Giants for G **Greg Fairchild**. Fairchild, however, did not make the Giants' regular-season roster, thus no pick was traded.
- June 19, 1981 — Acquired DE **Mel Lunsford** from New England for an undisclosed future draft choice. Lunsford, however, did not make the Bengals' regular-season roster, thus no pick was traded.
- Aug. 20, 1982 — Acquired an undisclosed future draft choice from New Orleans for WR/TE **Don Bass**. The draft choice was later determined to be No. 152 overall in the 1983 draft (sixth round; Bengals selected LB **Kiki DeAyala**).
- June 2, 1983 — Acquired a first-round draft choice in the 1984 draft from Tampa Bay for QB **Jack Thompson**. The draft choice was later determined to be No. 1 overall (Bengals traded the pick to New England on 4-4-84).
- June 29, 1983 — Acquired an undisclosed future draft choice from Seattle for C **Blair Bush**. The draft choice was later determined to be No. 25 overall in the 1985 draft (first round; Bengals selected LB **Emmanuel King**).
- April 4, 1984 — Acquired two 1984 first-round draft choices, one '84 10th-round choice and one '85 fifth-round choice from New England for the '84 No. 1 overall choice. The two first-round picks Cincinnati received were No. 16 overall (Bengals selected DE **Pete Koch**) and No. 28 overall (Bengals selected G/OT **Brian Blados**). The 10th-round pick Cincinnati received was No. 265 overall (Bengals selected RB **Brent Ziegler**). The 1985 fifth-round pick Cincinnati received was later determined to be No. 129 overall (Bengals selected CB **Lee Davis**). With the No. 1 overall pick in the 1984 draft, the Patriots selected WR **Irving Fryar**.
- May 29, 1984 — Acquired RB **James Brooks** from San Diego for FB **Pete Johnson**.
- July 24, 1984 — Acquired an undisclosed future draft choice from Tampa Bay for OT **Don Swafford**. The draft choice was later determined to be No. 148 overall in the 1985 draft (sixth round; Bengals selected OT **Eric Stokes**).
- July 25, 1984 — Acquired an undisclosed future draft choice from the L.A. Rams for QB **Jeff Christensen**. Christensen, however, did not make the Rams' regular-season roster, thus no pick was traded.
- Aug. 23, 1984 — Acquired an undisclosed future draft choice from Atlanta for DE **Gary Burley**. The draft choice was later determined to be No. 172 overall in the 1985 draft (seventh round; Bengals selected RB **Kim Locklin**).
- Oct. 9, 1984 — Acquired a 1986 first-round draft choice, a third-round draft choice (either an '85 third-rounder or an '86 third-rounder, TBD) and an '87 fifth-round choice from Denver for the rights to LB **Ricky Hunley**. The 1986 first-round pick was later determined to be No. 21 overall (Bengals selected WR **Tim McGee**). At the time of the trade, it was known that the third-round choice Cincinnati was to receive was to be either (a) Tampa Bay's 1985 third-round pick, which Denver had possible future rights to, contingent on a deal the Broncos had with the Buccaneers involving QB Steve DeBerg, or (b) Denver's '86 third-round pick. It

(Player history — trades, continued)

- was later determined to be Denver's 1986 third-round pick (No. 78 overall; Bengals selected **S David Fulcher**). The 1987 fifth-round pick was later determined to be No. 139 overall (Bengals selected **P Greg Home**). Hunley had been Cincinnati's 1984 first-round draft choice (No. 7 overall), but he never signed a contract with the Bengals.
- May 6, 1985 — Acquired an undisclosed future draft choice from Miami for QB **Bryan Clark**. Clark, however, did not make the Dolphins' regular-season roster, thus no pick was traded.
- Aug. 26, 1985 — Acquired an undisclosed future draft choice from Green Bay for WR **David Verser**. Verser, however, did not make the Packers' regular-season roster, thus no pick was traded.
- Sept. 4, 1985 — Acquired an undisclosed future draft choice from Green Bay for G/OT **Mike Obrovac**. The draft choice was later determined to be No. 294 overall in the 1986 draft (11th round; Bengals selected LB **Tom Flaherty**).
- Oct. 15, 1985 — Acquired an undisclosed future draft choice from Seattle for TE **Dan Ross**. The draft choice was later determined to be No. 99 overall in the 1986 draft (fourth round; Bengals selected QB **Doug Gaynor**).
- April 2, 1986 — Acquired third-round draft choice in the 1986 draft from Atlanta for QB **Turk Schonert**. The draft pick was No. 58 overall (Bengals selected DE **Jim Skow**).
- May 12, 1986 — Acquired an undisclosed future draft choice from Green Bay for DE **Glen Collins**. Collins, however, did not make the Packers' regular-season roster, thus no pick was traded.
- Aug. 19, 1986 — Acquired **P Jeff Hayes** from Washington for an undisclosed amount of cash.
- Aug. 27, 1986 — Acquired an undisclosed future draft choice from Seattle for OT **Mike Wilson**. The draft choice was later determined to be No. 77 overall in the 1987 draft (third round; Bengals selected DE **Skip McClendon**).
- April 23, 1989* — Acquired a 1989 second-round draft choice, an '89 fourth-round choice and an '89 10th-round choice from Atlanta for the an '89 first-round choice. The second-round pick Cincinnati received was No. 35 overall (Bengals selected FB **Eric Ball**). The fourth-round pick Cincinnati received was No. 89 overall (Bengals selected LB **Kerry Owens**). The 10th-round pick Cincinnati received was No. 256 overall (Bengals selected CB **Cornell Holloway**). The first-round pick Atlanta received was No. 27 overall (Falcons selected WR **Shawn Collins**).
- Aug. 21, 1990 — Acquired CB **Carl Carter** from Phoenix for LB **Chris Chenault**.
- Aug. 27, 1990 — Acquired WR **Reggie Rembert** from the N.Y. Jets for OT **Scott Jones** and LB **Joe Kelly**.
- Sept. 1, 1990 — Acquired CB **Rod (Roderick) Jones** from Tampa Bay for DE **Jim Skow**.
- April 21, 1991* — Acquired a 1991 second-round draft choice and a '91 fourth-round choice from San Francisco for a '91 second-round choice. The second-round pick Cincinnati received was No. 52 overall (Bengals selected DE **Lamar Rogers**). The fourth-round pick Cincinnati received was No. 109 overall (Bengals selected WR **Rob Carpenter**). The second-round pick San Francisco received was No. 45 overall (49ers selected RB **Ricky Watters**).
- April 26, 1992* — Acquired two 1992 first-round draft choices and one third-round choice from Washington for one first-round choice and one third-round choice. The first-round picks Cincinnati received were No. 6 overall (Bengals selected QB **David Klingler**) and No. 28 overall (Bengals selected S **Darryl Williams**). The third-round pick Cincinnati received was No. 84 overall (Bengals selected CB **Leonard Wheeler**). The first-round pick Washington received was No. 4 overall (Redskins selected WR **Desmond Howard**). The third-round pick Washington received was No. 58 overall (Redskins traded pick to Dallas).
- March 17, 1993 — Acquired a 1993 third-round draft choice and a conditional '94 second-round draft choice from the N.Y. Jets for QB **Boomer Esiason**. The third-round pick Cincinnati received was No. 59 overall (Bengals selected LB **Steve Tovar**). It was later determined that Esiason did not meet the performance requirements for the conditional 1994 second-round pick, thus that pick was not traded.
- July 16, 1993 — Acquired an undisclosed future draft choice from the L.A. Raiders for DB **Rickey Dixon**. The draft choice was later determined to be No. 184 overall in the 1994 draft (sixth round; OT **Jerry Reynolds**).
- April 22, 1995* — Acquired a 1995 first-round draft choice from Carolina for a '95 first-round choice and a '95 second-round choice. The first-round pick Cincinnati received was No. 1 overall (Bengals selected RB **Ki-Jana Carter**). The first-round pick Carolina received was No. 5 overall (Panthers selected QB **Kerry Collins**). The second-round pick Carolina received was No. 36 overall (Panthers selected DE **Shawn King**).
- Feb. 26, 1998 — Acquired a 1998 first-round draft choice and a '98 third-round choice from Washington for DT **Dan Wilkinson**. The first-round pick Cincinnati received was No. 17 (Bengals selected LB **Brian Simmons**). The third-round pick Cincinnati received was No. 78 overall (Bengals selected G **Mike Goff**).
- March 26, 1998 — Acquired QB **Paul Justin** from Indianapolis for a 1998 fifth-round draft choice. The fifth-round pick Indianapolis received was No. 135 overall (Colts selected LB **Antony Jordan**).
- April 20, 2002* — Acquired a 2002 third-round draft choice from Carolina for an '02 third-round choice and an '02 fifth-round choice. The third-round pick Cincinnati received was No. 67 overall (Bengals selected TE **Matt Schobel**). The third-round pick Carolina received was No. 73 overall (Panthers selected LB **Will Witherspoon**). The fifth-round pick Carolina received was No. 145 overall (Panthers selected RB **Kyle Johnson**).
- Aug. 31, 2002 — Acquired an undisclosed future draft choice from New Orleans for RB **Curtis Keaton**. The draft choice was later determined to be No. 118 overall in the 2003 draft (fourth round; Bengals selected FB **Jeremi Johnson**).
- Apr. 9, 2004 — Acquired CB **Deltha O'Neal** and a 2004 first-round draft choice from Denver for an '04 first-round choice and an '04 fourth-round choice. The first-round pick Cincinnati received was No. 24 overall (Bengals traded the pick to St. Louis). The fourth-round pick Cincinnati received was No. 117 overall (Bengals selected DE **Robert Geathers**). The first-round pick Denver received was No. 17 overall (Broncos selected LB **D.J. Williams**).
- Apr. 19, 2004 — Acquired a 2004 second-round draft choice from New England for RB **Corey Dillon**. The second-round pick Cincinnati received was No. 56 overall (Bengals selected S/CB **Madieu Williams**).
- April 24, 2004* — Acquired a 2004 first-round draft choice and an '04 fourth-round choice from St. Louis for an '04 first-round choice. The first-round pick Cincinnati received was No. 26 overall (Bengals selected RB **Chris Perry**). The fourth-round pick Cincinnati received was No. 123 overall (Bengals selected G/OT **Stacy Andrews**). The first-round pick St. Louis received was No. 24 overall (the Rams selected RB **Steven Jackson**).
- June 20, 2006 — Acquired an undisclosed future draft choice from St. Louis for QB **Dave Ragone**. Ragone, however, did not make the Rams' regular-season roster, thus no pick was traded.
- Sept. 1, 2007 — Acquired QB **Ryan Fitzpatrick** from St. Louis for an undisclosed future draft choice. The draft choice was later determined to be No. 217 overall in the 2008 draft (seventh round; Rams traded the pick to Green Bay).
- May 7, 2009 — Acquired RB **Brian Leonard** from St. Louis for DT **Orien Harris**.
- Sept. 4, 2010 — Acquired S **Reggie Nelson** from Jacksonville for CB **David Jones** and a conditional future draft choice. The draft choice was later determined to be No. 228 overall in the 2012 draft (seventh round; Jaguars selected DT **Jeris Pendleton**).
- July 29, 2011 — Acquired undisclosed future draft choices from New England for WR **Chad Johnson**. The draft choices were later determined to be No. 166 overall in the 2012 draft (fifth round; Bengals selected WR **Marvin Jones**) and the No. 197 overall in the '13 draft (sixth round; Bengals selected WR **Cobi Hamilton**).
- Aug. 23, 2011 — Acquired S **Taylor Mays** from San Francisco for an undisclosed future draft choice. The draft choice was later determined to be No. 227 overall in the 2013 draft (seventh round; 49ers traded the pick to Cleveland).
- Aug. 29, 2011 — Acquired CB **Kelly Jennings** from Seattle for DT **Clinton McDonald**.
- Oct. 18, 2011 — Acquired a 2012 first-round draft choice and a '13 second-round choice from Oakland for QB **Carson Palmer**. The first-round pick Cincinnati received was later determined to be No. 17 overall (Bengals selected CB **Dre Kirkpatrick**). The second-round pick Cincinnati received was later determined to be No. 37 overall (Bengals selected RB **Giovani Bernard**).
- April 12, 2012 — Acquired a 2012 fifth-round draft choice from the N.Y. Giants for LB **Keith Rivers**. The draft choice was No. 167 overall (Bengals selected S **George Iloka**).
- April 26, 2012* — Acquired a 2012 first-round draft choice and a '12 third-round choice from New England for a '12 first-round choice. The first-round pick Cincinnati received was No. 27 overall (Bengals selected G **Kevin Zeitler**). The third-round pick Cincinnati received was No. 93 overall (Bengals selected DT **Brandon Thompson**). The first-round pick New England received was No. 21 overall (Patriots selected DE **Chandler Jones**).
- May 10, 2014* — Acquired a 2014 fourth-round draft choice from Seattle for a '14 fourth-round choice and a '14 sixth-round choice. The fourth-round pick Cincinnati received was No. 111 overall (Bengals selected C **Russell Bodine**). The fourth-round pick Seattle received was No. 123 overall (Seahawks selected WR **Kevin Norwood**). The sixth-round pick Seattle received was No. 199 overall (Seahawks selected OT **Garrett Scott**).
- April 11, 2017 — Acquired DE **Chris Smith** from Jacksonville for a conditional 2018 draft choice. The 2018 draft pick Jacksonville received was later determined to be No. 230 overall (Jaguars selected LB **Leon Jacobs**).
- April 28, 2017* — Acquired a 2017 second-round draft choice and a '17 fourth-round choice from Minnesota for a '17 second-round choice. The second-round pick Cincinnati received was No. 48 overall (Bengals selected RB **Joe Mixon**). The fourth-round pick Cincinnati received was No. 128 overall (Bengals selected WR **Josh Malone**). The second-round pick Minnesota received was No. 41 overall (Vikings selected RB **Dalvin Cook**).
- April 29, 2017* — Acquired a 2017 sixth-round draft choice from Tennessee for a '17 sixth-round choice and a '17 seventh-round choice. The sixth-round pick Cincinnati received was No. 207 overall (Bengals selected DB **Brandon Wilson**). The sixth-round pick Tennessee received was No. 217 overall (Titans selected G **Corey Levin**). The seventh-round pick Tennessee received was No. 227 overall (Titans selected LB **Josh Carraway**).
- Aug. 29, 2017 — Acquired a 2018 seventh-round draft choice from New England for LB **Marquis Flowers**. The seventh-round pick Cincinnati received was later determined to be No. 249 overall (Bengals selected QB **Logan Woodside**).
- Sept. 2, 2017 — Acquired a conditional 2019 sixth-round draft choice from Dallas for CB **Bene Benwikere**. The conditions required to authorize the draft choice were met in 2018. The sixth-round pick Cincinnati received was No. 198 overall (Bengals later traded pick to San Francisco on 4-27-19).
- March 14, 2018 — Acquired OT **Cordy Glenn**, a 2018 first-round draft choice and a '18 fifth-round draft choice from Buffalo for a '18 first-round draft choice and an '18 sixth-round choice. The first-round pick Cincinnati received was No. 21 overall (Bengals selected C **Billy Price**). The fifth-round pick Cincinnati received was No. 158 overall (Bengals selected DT **Andrew Brown**). The first-round draft pick Buffalo received was No. 12 overall (Bills later traded pick to Tampa Bay). The sixth-round draft pick Buffalo received was No. 187 overall (Bills selected WR **Ray-Ray McCloud**).
- April 27, 2018* — Acquired a 2018 second-round draft choice and an '18 third-round draft choice from Kansas City for an '18 second-round draft choice and an '18 third-round draft choice. The second-round pick Cincinnati received was No. 54 (Bengals selected S **Jessie Bates III**). The third-round pick Cincinnati received was No. 78 (Bengals selected LB **Malik Jefferson**). The second-round pick Kansas City received was No. 46 (Chiefs selected LB **Breeland Speaks**). The third-round pick Kansas City received was No. 100 (Chiefs selected LB **Dorian O'Daniel**).
- April 26, 2019* — Acquired a 2019 second-round draft choice, a '19 fourth-round draft choice and a '19 sixth-round draft choice from Denver for a '19 second-round draft choice. The second-round pick Cincinnati received was No. 52 (Bengals selected TE **Drew Sample**). The fourth-round pick Cincinnati received was No. 125 (Bengals selected DT **Renell Wren**). The sixth-round pick Cincinnati received was No. 182 (Bengals selected RB **Trayveon Williams**). The second-round pick Denver received was No. 42 (Broncos selected QB **Drew Lock**).
- April 27, 2019* — Acquired a 2019 fourth-round draft choice from San Francisco for a '19 fourth-round draft choice and two '19 sixth-round draft choices. The fourth-round pick Cincinnati received was No. 104 (Bengals selected QB **Ryan Finley**). The fourth-round pick San Francisco received was No. 110 (49ers selected P **Mitch Wishnowsky**). The sixth-round picks San Francisco received were No. 183 (49ers selected OT **Justin Skule**) and No. 198 (49ers selected CB **Tim Harris**).
- April 27, 2019* — Acquired a 2019 fourth-round draft choice from Dallas for a '19 fifth-round draft choice and a '19 sixth-round draft choice. The fourth-round pick Cincinnati received was No. 136 (Bengals selected G **Michael Jordan**). The fifth-round pick Dallas received No. 149 (Cowboys later traded pick to Oakland). The sixth-round pick Dallas received was No. 213 (Cowboys selected S **Donovan Wilson**).
- Sept. 4, 2020 — Acquired DE **Christian Covington** from Denver for LB **Austin Calitro**.
- Oct. 28, 2020 — Acquired G/C **B.J. Finney** and a 2021 seventh-round draft pick from Seattle for DE **Carlos Dunlap**. The seventh-round pick Cincinnati received was No. 235 (Bengals selected DE **Wyatt Hubert**).
- March 19, 2021 — Acquired a 2021 sixth-round draft choice from Houston for QB **Ryan Finley** and a '21 seventh-round draft choice. The sixth-round pick Cincinnati received was No. 202 (Bengals selected RB **Chris Evans**). The seventh-round pick Houston received was No. 233 (Texans later traded pick to L.A. Rams).
- April 30, 2021* — Acquired a 2021 second-round draft choice and two '21 fourth-round draft choices from New England for a '21 second-round draft choice. The second-round pick Cincinnati received was No. 46 (Bengals selected G **Jackson Carman**). The fourth-round picks Cincinnati received were No. 122 (Bengals selected DT **Tyler Shelvin**) and No. 139 (Bengals selected OT **D'Ante Smith**). The second-round pick New England received was No. 38 (Patriots selected DT **Christian Barmore**).
- Aug. 30, 2021 — Acquired DT **B.J. Hill** from the N.Y. Giants for C **Billy Price**.
- April 29, 2022* — Acquired a 2022 second-round draft choice from Buffalo for a '22 second-round draft choice and a '22 sixth-round draft choice. The second-round pick Cincinnati received was No. 60 (Bengals selected CB **Cam Taylor-Britt**). The second-round pick Buffalo received was No. 63 (Bills selected RB **James Cook**). The sixth-round pick Buffalo received was No. 209 (Bills selected OT **Luke Tenuta**).
- April 30, 2022* — Acquired a 2022 fifth-round draft choice from Chicago for a '22 fifth-round draft choice and a '22 seventh-round draft choice. The fifth-round draft pick Cincinnati received was No. 166 (Bengals selected S **Tycen Anderson**). The fifth-round pick Chicago received was No. 174 (Bears selected DE **Dominique Robinson**). The seventh-round draft pick Chicago received was No. 226 (Bears selected OT **Ja'Tyre Carter**).
- April 28, 2023* — Acquired a 2023 third-round draft choice and a '23 sixth-round draft choice from Kansas City for a '23 third-round draft choice. The third-round draft pick Cincinnati received was No. 95 (Bengals selected S **Jordan Battle**). The sixth-round draft pick Cincinnati received was No. 217 (Bengals selected P **Brad Robbins**). The third-round draft pick Kansas City received was No. 92 (Chiefs selected OT **Wanya Morris**).

PLAYER HISTORY — DRAFTS

1968 AFL EXPANSION DRAFT JAN. 21

Table with columns: PLAYER, POS., COLLEGE, AFL TEAM. Lists 40 players drafted by the Bengals in 1968, including Dan Archer, Estes Banks, and others.

NOTES: On Jan. 21, the Bengals selected 40 players in an expansion draft, taking five from each AFL team except Miami (the Dolphins were exempt because they had their inaugural season themselves just two years earlier in 1966). An asterisk (*) denotes a player who made the Bengals' all-time roster.

1968 AFL/NFL DRAFT JAN. 30-31

Table with columns: RD., PLAYER, POS., COLLEGE, SEL. #. Lists 177 players drafted in 1968, including Bob Johnson, Bill Staley, and others.

*NOTES: The expansion Bengals received the second and last choices in Round 1; the first and last choices in Rounds 2-17; one additional choice at the end of Rounds 2-4; and all AFL six-round selections except Miami's (Cincinnati received Denver's fifth-round pick in lieu of their sixth-rounder because the Broncos previously had sent their sixth-rounder to Miami in a 1967 trade; the Dolphins were exempt from having to surrender their sixth-round pick because they had their inaugural season themselves just two years earlier in 1966). Oakland had the No. 108 overall choice in Round 4 but passed twice, allowing Green Bay to move from No. 109 to 108 and Cincinnati to move from No. 110 to 109. The Bengals' No. 462 pick was the last selection of the 1968 AFL/NFL draft.

1969 AFL/NFL DRAFT JAN. 28-29

Table with columns: RD., PLAYER, POS., COLLEGE, SEL. #. Lists 17 players drafted in 1969, including Greg Cook, Bill Bergey, and others.

1970 NFL DRAFT JAN. 27-28

Table with columns: RD., PLAYER, POS., COLLEGE, SEL. #. Lists 17 players drafted in 1970, including Mike Reid, Ron Carpenter, and others.

1971 NFL DRAFT JAN. 28-29

Table with columns: RD., PLAYER, POS., COLLEGE, SEL. #. Lists 17 players drafted in 1971, including Vernon Holland, Steve Lawson, and others.

*NOTE: The Bengals had the No. 431 overall choice in Round 17 but passed, allowing Kansas City to move from No. 432 to 431.

1972 NFL DRAFT FEB. 1-2

Table with columns: RD., PLAYER, POS., COLLEGE, SEL. #. Lists 17 players drafted in 1972, including Sherman White, Tommy Casanova, and others.

*NOTE: Buffalo had the No. 261 overall choice in Round 11 but passed, allowing the Bengals to move from No. 262 to 261.

1973 NFL DRAFT JAN. 30-31

Table with columns: RD., PLAYER, POS., COLLEGE, SEL. #. Lists 17 players drafted in 1973, including Isaac Curtis, Al Chandler, and others.

(Player history — drafts, continued)

1974 NFL DRAFT JAN. 29-30

Table with 4 columns: RD., PLAYER, POS., COLLEGE, SEL. #. Lists draft picks from 1974, including Bill Kollar, Charlie Davis, Dave Lapham, etc.

1-s Clint Longley, Jr. QB Abilene Christian. *NOTE: The Bengals selected QB Clint Longley Jr. in the first round of the 1974 NFL Supplemental Draft. Longley was later traded to Dallas on 7-3-74.

1975 NFL DRAFT JAN. 28-29

Table with 4 columns: RD., PLAYER, POS., COLLEGE, SEL. #. Lists draft picks from 1975, including Glenn Cameron, Al Kreviss, Gary Burley, etc.

1976 NFL DRAFT APRIL 8-9

Table with 4 columns: RD., PLAYER, POS., COLLEGE, SEL. #. Lists draft picks from 1976, including Billy Brooks, Archie Griffin, Glenn Bujnoch, etc.

1977 NFL DRAFT MAY 3-4

Table with 4 columns: RD., PLAYER, POS., COLLEGE, SEL. #. Lists draft picks from 1977, including Eddie Edwards, Wilson Whitley, Mike Cobb, etc.

1978 NFL DRAFT MAY 2-3

Table with 4 columns: RD., PLAYER, POS., COLLEGE, SEL. #. Lists draft picks from 1978, including Ross Browner, Blair Bush, Ray Griffin, etc.

1979 NFL DRAFT MAY 3-4

Table with 4 columns: RD., PLAYER, POS., COLLEGE, SEL. #. Lists draft picks from 1979, including Jack Thompson, Charles Alexander, Dan Ross, etc.

1980 NFL DRAFT APRIL 29-30

Table with 4 columns: RD., PLAYER, POS., COLLEGE, SEL. #. Lists draft picks from 1980, including Anthony Munoz, Kirby Criswell, Rod Horn, etc.

*NOTE: The Bengals had the No. 280 overall choice in Round 11 but passed, allowing Baltimore to move from No. 281 to 280.

1981 NFL DRAFT APRIL 28-29

Table with 4 columns: RD., PLAYER, POS., COLLEGE, SEL. #. Lists draft picks from 1981, including David Verser, Cris Collinsworth, John Simmons, etc.

1982 NFL DRAFT APRIL 27-28

Table with 4 columns: RD., PLAYER, POS., COLLEGE, SEL. #. Lists draft picks from 1982, including Glen Collins, Emanuel Weaver, Rodney Holman, etc.

1983 NFL DRAFT APRIL 26-27

Table with 4 columns: RD., PLAYER, POS., COLLEGE, SEL. #. Lists draft picks from 1983, including Dave Rimington, Ray Horton, Jimmy Turner, etc.

1984 NFL DRAFT MAY 1-2

Table with 4 columns: RD., PLAYER, POS., COLLEGE, SEL. #. Lists draft picks from 1984, including Ricky Hunley, Pete Koch, Brian Blados, etc.

1-s Wayne Peace QB Florida. 2-s Bill Johnson RB Arkansas State. 3-s Tom Kilkenny LB Temple. *NOTE: On June 5, the NFL held a supplemental draft for college seniors who had been eligible for the league's common draft a month earlier but had already signed a contract with a pro team in either the USFL or the CFL and thus were not selected by an NFL team in that common draft. In the supplemental draft, NFL teams obtained the rights to 84 of those players (76 USFL and eight CFL). The Bengals drafted three of them: QB Wayne Peace (had signed with the Tampa Bay Bandits of the USFL), RB Bill Johnson (Denver Gold, USFL) and LB Tom Kilkenny (Chicago Blitz, USFL). Of those three, only Johnson later joined the Bengals (in 1985), and he went on to make the team's all-time roster (played from '85-'87).

1985 NFL DRAFT APRIL 30-MAY 1

Table with 4 columns: RD., PLAYER, POS., COLLEGE, SEL. #. Lists draft picks from 1a to 12, including Eddie Brown, Emanuel King, Carl Zander, Sean Thomas, Anthony Tuggle, Tony Degrale, Lee Davis, Eric Stokes, Keith Lester, Kim Locklin, Joe Walter, Dave Strobel, Keith Cruise, Bernard King, Harold Stanfield, Louis Garza.

*NOTE: The Bengals had the No. 295 overall choice in Round 11 but passed, allowing New England to move from No. 296 to 295.

1986 NFL DRAFT APRIL 29-30

Table with 4 columns: RD., PLAYER, POS., COLLEGE, SEL. #. Lists draft picks from 1a to 12, including Joe Kelly, Tim McGee, Lewis Billups, Jim Skow, Mike Hammerstein, David Fulcher, Eric Kaltus, Doug Gaynor, Leon White, Gary Hunt, Pat Franklin, David Douglas, Cary Whittingham, Jeff Shaw, Tim Stone, Tom Flaherty, Steve Bradley.

1987 NFL DRAFT APRIL 28-29

Table with 4 columns: RD., PLAYER, POS., COLLEGE, SEL. #. Lists draft picks from 1 to 12, including Jason Buck, Eric Thomas, Leonard Bell, Skip McClendon, Jim Riggs, Marc Logan, Greg Horne, Sonny Gordon, Chris Thatcher, Solomon Wilcols, Craig Raddatz, David McCluskey, Jim Warne, John Holifield.

1988 NFL DRAFT APRIL 24-25

Table with 4 columns: RD., PLAYER, POS., COLLEGE, SEL. #. Lists draft picks from 1 to 12, including Rickey Dixon, Elbert "Ickey" Woods, Kevin Walker, David Grant, Herb Wester, Paul Jetton, Rich Romer, Curtis Maxey, Brandy Wells, Ellis Dillahunt, Paul Hickert, Carl Parker.

1989 NFL DRAFT APRIL 23-24

Table with 4 columns: RD., PLAYER, POS., COLLEGE, SEL. #. Lists draft picks from 1 to 12, including Eric Ball, Freddie Childress, Erik Wilhelm, Kerry Owens, Rob Woods, Natu Tuatagaloa, Craig Taylor, Kendal Smith, Chris Chenault, Richard Stephens, Cornell Holloway, Bob Jean, Dana Wells, Scott Jones.

1990 NFL DRAFT APRIL 22-23

Table with 4 columns: RD., PLAYER, POS., COLLEGE, SEL. #. Lists draft picks from 1 to 12, including James Francis, Harold Green, Bernard Clark, Mike Brennan, Lynn James, Don Odegard, Craig Ogletree, Doug Wellsandt, Mitchell Price, Eric Crigler, Tim O'Connor, Andre Riley.

1991 NFL DRAFT APRIL 21-22

Table with 4 columns: RD., PLAYER, POS., COLLEGE, SEL. #. Lists draft picks from 1 to 12, including Alfred Williams, Lamar Rogers, Bob Dahl, Donald Hollas, Rob Carpenter, Mike Arthur, Richard Fain, Fernandus Vinson, Mike Dingle, Shane Garrett, Jim Lavin, Chris Smith, Antoine Bennett.

1992 NFL DRAFT APRIL 26-27

Table with 4 columns: RD., PLAYER, POS., COLLEGE, SEL. #. Lists draft picks from 1 to 12, including David Klingler, Darryl Williams, Carl Pickens, Leonard Wheeler, Ricardo McDonald, Craig Thompson, Chris Burns, Lance Olberding, Roosevelt Nix, Ostell Miles, Horace Smith, John Earle, Eric Shaw.

1993 NFL DRAFT APRIL 25-26

Table with 4 columns: RD., PLAYER, POS., COLLEGE, SEL. #. Lists draft picks from 1 to 8, including John Copeland, Tony McGee, Steve Tovar, Ty Parten, Marcello Simmons, Forey Duckett, Tom Scott, Lance Gunn, Doug Pelfrey.

1994 NFL DRAFT APRIL 24-25

Table with 4 columns: RD., PLAYER, POS., COLLEGE, SEL. #. Lists draft picks from 1 to 7, including Dan Wilkinson, Darnay Scott, Jeff Cothran, Steve Shine, Corey Sawyer, Trent Pollard, Kimo von Oelhoffen, Jerry Reynolds, Ramondo Stallings.

*NOTE: The Bengals received one compensatory pick (No. 86).

1995 NFL DRAFT APRIL 22-23

Table with 4 columns: RD., PLAYER, POS., COLLEGE, SEL. #. Lists draft picks from 1 to 7, including Ki-Jana Carter, Marco Battaglia, Ken Blackman, Jevon Langford, Greg Myers, Tom Turnulty, Rod Jones.

1996 NFL DRAFT APRIL 20-21

Table with 4 columns: RD., PLAYER, POS., COLLEGE, SEL. #. Lists draft picks from 1 to 7, including Willie Anderson, Marco Battaglia, Ken Blackman, Jevon Langford, Greg Myers, Tom Turnulty, Rod Jones.

1997 NFL DRAFT APRIL 19-20

Table with 4 columns: RD., PLAYER, POS., COLLEGE, SEL. #. Lists draft picks from 1 to 7, including Reinard Wilson, Corey Dillon, Rod Payne, Tremain Mack, Andre Purvis, Canute Curtis, William Carr.

1998 NFL DRAFT APRIL 18-19

Table with 4 columns: RD., PLAYER, POS., COLLEGE, SEL. #. Lists draft picks from 1a to 7b, including Takeo Spikes, Brian Simmons, Artrell Hawkins, Steve Foley, Mike Goff, Glen Steele, Jason Tucker, Marcus Parker, Damian Vaughn.

*NOTE: The Bengals received one compensatory pick (No. 222).

1999 NFL DRAFT APRIL 17-18

Table with 4 columns: RD., PLAYER, POS., COLLEGE, SEL. #. Lists draft picks from 1 to 7c, including Akili Smith, Charles Fisher, Cory Hall, Craig Yeast, Nick Luchey, Kelly Gregg, Tony Coats, Scott Covington, Donald Broomfield.

*NOTE: The Bengals received two compensatory picks (Nos. 245 and 249).

2000 NFL DRAFT APRIL 15-16

Table with 4 columns: RD., PLAYER, POS., COLLEGE, SEL. #. Lists draft picks from 1 to 7, including Peter Warrick, Mark Roman, Ron Dugans, Curtis Keaton, Robert Bean, Neil Rackers, Brad St. Louis.

2001 NFL DRAFT APRIL 21-22

Table with 4 columns: RD., PLAYER, POS., COLLEGE, SEL. #. Lists draft picks from 1 to 7, including Justin Smith, Chad Johnson, Sean Brewer, Rudi Johnson, Victor Leyva, Riall Johnson, T.J. Houshmandzadeh.

2002 NFL DRAFT APRIL 20-21

Table with 4 columns: RD., PLAYER, POS., COLLEGE, SEL. #. Lists draft picks from 1 to 7, including Levi Jones, Lamont Thompson, Matt Schobel, Travis Dorsch, Marquand Manuel, Joey Evans.

2003 NFL DRAFT APRIL 26-27

Table with 4 columns: RD., PLAYER, POS., COLLEGE, SEL. #. Lists draft picks for the 2003 NFL Draft, including Carson Palmer, Eric Steinbach, and Khalid Abdullah.

2004 NFL DRAFT APRIL 24-25

Table with 4 columns: RD., PLAYER, POS., COLLEGE, SEL. #. Lists draft picks for the 2004 NFL Draft, including Chris Perry, Keiwan Ratliff, and Stacy Andrews.

2005 NFL DRAFT APRIL 23-24

Table with 4 columns: RD., PLAYER, POS., COLLEGE, SEL. #. Lists draft picks for the 2005 NFL Draft, including David Pollack, Odell Thurman, and Chris Henry.

2006 NFL DRAFT APRIL 29-30

Table with 4 columns: RD., PLAYER, POS., COLLEGE, SEL. #. Lists draft picks for the 2006 NFL Draft, including Johnathan Joseph, Andrew Whitworth, and Reggie McNeal.

*NOTE: The Bengals received the No. 209 overall pick from Houston as compensation for the Texans signing restricted free agent WR Kevin Walter (Bengals did not exercise right of first refusal for Texans offer sheet signed on 3-18-06). The Bengals selected LB Ahmad Brooks in the third round of the 2006 NFL Supplemental Draft, thus surrendering their '07 third-round pick in the common draft.

2007 NFL DRAFT APRIL 28-29

Table with 4 columns: RD., PLAYER, POS., COLLEGE, SEL. #. Lists draft picks for the 2007 NFL Draft, including Leon Hall, Kenny Irons, and Marvin White.

*NOTE: The Bengals received one compensatory pick (No. 253).

2008 NFL DRAFT APRIL 26-27

Table with 4 columns: RD., PLAYER, POS., COLLEGE, SEL. #. Lists draft picks for the 2008 NFL Draft, including Keith Rivers, Jerome Simpson, and Andre Caldwell.

*NOTE: The Bengals received four compensatory picks (Nos. 97, 207, 244 and 246).

2009 NFL DRAFT APRIL 25-26

Table with 4 columns: RD., PLAYER, POS., COLLEGE, SEL. #. Lists draft picks for the 2009 NFL Draft, including Andre Smith, Rey Mauluga, and Michael Johnson.

*NOTE: The Bengals received four compensatory picks (Nos. 98, 209, 249 and 252).

2010 NFL DRAFT APRIL 22-24

Table with 4 columns: RD., PLAYER, POS., COLLEGE, SEL. #. Lists draft picks for the 2010 NFL Draft, including Jermaine Gresham, Carlos Dunlap, and Jordan Shipley.

*NOTE: The Bengals received two compensatory picks (Nos. 96 and 131).

2011 NFL DRAFT APRIL 28-30

Table with 4 columns: RD., PLAYER, POS., COLLEGE, SEL. #. Lists draft picks for the 2011 NFL Draft, including A.J. Green, Andy Dalton, and Dontay Moch.

*NOTE: The Bengals received one compensatory pick (No. 246).

2012 NFL DRAFT APRIL 26-28

Table with 4 columns: RD., PLAYER, POS., COLLEGE, SEL. #. Lists draft picks for the 2012 NFL Draft, including Dre Kirkpatrick, Devon Still, and Mohamed Sanu.

2013 NFL DRAFT APRIL 25-27

Table with 4 columns: RD., PLAYER, POS., COLLEGE, SEL. #. Lists draft picks for the 2013 NFL Draft, including Tyler Eifert, Giovanni Bernard, and Margus Hunt.

*NOTE: The Bengals received two compensatory picks (Nos. 240 and 251).

2014 NFL DRAFT MAY 8-10

Table with 4 columns: RD., PLAYER, POS., COLLEGE, SEL. #. Lists draft picks for the 2014 NFL Draft, including Darqueze Dennard, Jeremy Hill, and Will Clarke.

*NOTE: The Bengals received two compensatory picks (Nos. 212 and 252).

2015 NFL DRAFT APRIL 30-MAY 2

Table with 4 columns: RD., PLAYER, POS., COLLEGE, SEL. #. Lists draft picks for the 2015 NFL Draft, including Cedric Ogbuehi, Jake Fisher, and Tyler Kroft.

*NOTE: The Bengals received two compensatory picks (Nos. 99 and 135).

2016 NFL DRAFT APRIL 28-30

Table with 4 columns: RD., PLAYER, POS., COLLEGE, SEL. #. Lists draft picks for the 2016 NFL Draft, including William Jackson III, Tyler Boyd, and Nick Vigil.

2017 NFL DRAFT APRIL 27-29

Table with 4 columns: RD., PLAYER, POS., COLLEGE, SEL. #. Lists draft picks for the 2017 NFL Draft, including John Ross III, Jordan Willis, and Carl Lawson.

*NOTE: The Bengals received four compensatory picks (Nos. 138, 176, 217 and 251).

2018 NFL DRAFT APRIL 26-28

Table with 4 columns: RD., PLAYER, POS., COLLEGE, SEL. #. Lists draft picks for the 2018 NFL Draft, including Billy Price, Jessie Bates III, and Sam Hubbard.

*NOTE: The Bengals received four compensatory picks (Nos. 100, 170, 252 and 253).

2019 NFL DRAFT APRIL 25-27

Table with 4 columns: RD., PLAYER, POS., COLLEGE, SEL. #. Lists draft picks for the 2019 NFL Draft, including Jonah Williams, Drew Sample, and Germaine Pratt.

*NOTE: The Bengals received three compensatory picks (Nos. 210, 211 and 213).

(Player history — drafts, continued)

2020 NFL DRAFT APRIL 23-25

RD.	PLAYER	POS.	COLLEGE	SEL. #
1	Joe Burrow	QB	Louisiana State	1
2	Tee Higgins	WR	Clemson	33
3	Logan Wilson	LB	Wyoming	65
4	Akeem Davis-Gaither	LB	Appalachian State	107
5	Khalid Kareem	DE	Notre Dame	147
6	Hakeem Adeniji	OT/G	Kansas	180
7	Markus Bailey	LB	Purdue	215

2021 NFL DRAFT APRIL 29-MAY 1

RD.	PLAYER	POS.	COLLEGE	SEL. #
1	Ja'Marr Chase	WR	Louisiana State	5
2	(sent to New England in trade on 4-30-21)			38
2	Jackson Carman	G	Clemson	46
	(acquired from New England in trade on 4-30-21)			
3	Joseph Ossai	DE	Texas	69
4a	Cam Sample	DE	Tulane	111
4b	Tyler Shelvin	DT	Louisiana State	122
	(acquired from New England in trade on 4-30-21)			
4c	D'Ante Smith	OT	East Carolina	139
	(acquired from New England in trade on 4-30-21)			
5	Evan McPherson	K	Florida	149
6a	Trey Hill	C/G	Georgia	190
6b	Chris Evans	HB	Michigan	202
	(acquired from Houston in trade on 3-19-21)			
7	(sent to Houston in trade on 3-19-21)			233
7	Wyatt Hubert	DE	Kansas State	235
	(acquired from Seattle in trade on 10-28-20)			

2022 NFL DRAFT APRIL 28-30

RD.	PLAYER	POS.	COLLEGE	SEL. #
1	Dax Hill	S	Michigan	31
2	Cam Taylor-Britt	CB	Nebraska	60
	(acquired from Buffalo in trade on 4-29-22)			
2	(sent to Buffalo in trade on 4-29-22)			63
3	Zach Carter	DT	Florida	95
4	Cordell Volson	G/OT	North Dakota State	136
5	Tycen Anderson	S	Toledo	166
	(acquired from Chicago in trade on 4-30-22)			
5	(sent to Chicago in trade on 4-30-22)			174
6	(sent to Buffalo in trade on 4-29-22)			209
7	(sent to Chicago in trade on 4-30-22)			226
	(acquired from N.Y. Giants in trade on 8-30-21)			
7	Jeffrey Gunter	DE	Coastal Carolina	252

2023 NFL DRAFT APRIL 27-29

RD.	PLAYER	POS.	COLLEGE	SEL. #
1	Myles Murphy	DE	Clemson	28
2	DJ Turner II	CB	Michigan	60
3	(sent to Kansas City in trade on 4-28-23)			92
3	Jordan Battle	S	Alabama	95
	(acquired from Kansas City in trade on 4-28-23)			
4	Charlie Jones	WR	Purdue	131
5	Chase Brown	HB	Illinois	163
6a	Andrei Iosivas	WR	Princeton	206
6b	Brad Robbins	P	Michigan	217
	(acquired from Kansas City in trade on 4-28-23)			
7	DJ Ivey	CB	Miami (Fla.)	246

1969 STATISTICS

RECORD: 4-9-1

HEAD COACH: PAUL BROWN

DATE	W-L	SCORE	OPPONENT	ATTENDANCE
9-14-69	W	27-21	MIAMI	25,335
9-21-69	W	34-20	SAN DIEGO	26,243
9-28-69	W	24-19	KANSAS CITY	27,812
10-4-69	L	14-21	at San Diego	52,748
10-12-69	L	7-21	N.Y. JETS	27,927
10-19-69	L	23-30	DENVER	27,920
10-26-69	L	22-42	at Kansas City	50,934
11-2-69	W	31-17	OAKLAND	27,927
11-9-69	T	31-31	at Houston	45,298
11-16-69	L	14-25	BOSTON	25,913
11-23-69	L	7-40	at N.Y. Jets	62,128
11-30-69	L	13-16	at Buffalo	35,122
12-7-69	L	17-37	at Oakland	54,427
12-14-69	L	16-27	at Denver	42,198

TEAM STATISTICS	BENGALS	OPPONENTS
TOTAL FIRST DOWNS	172	278
Rushing	66	135
Passing	95	130
Penalty	11	13
3rd Down: Made-Att	—	—
3rd Down Pct.	—	—
4th Down: Made-Att	—	—
4th Down Pct.	—	—
POSSESSION AVG.	(NA)	(NA)
TOTAL NET YARDS	3868	5337
Avg. Per Game	276.3	381.2
Total Plays	728	935
Avg. Per Play	5.3	5.7
NET YARDS RUSHING	1523	2651
Avg. Per Game	108.8	189.4
Total Rushes	363	523
NET YARDS PASSING	2345	2686
Avg. Per Game	167.5	191.9
Sacked-Yards Lost	57-375	16-180
Gross Yards	2720	2866
Att.-Completions	308-163	396-205
Completion Pct.	52.9	51.8
Had Intercepted	15	21
PUNTS-AVG.	85-38.8	55-41.4
Net Punting Avg.	—	—
PENALTIES-YARDS	50-556	72-824
FUMBLES-BALLS LOST	30-25	19-16
TOUCHDOWNS	33	42
Rushing	10	13
Passing	22	24
Returns	1	5

SCORE BY PERIODS	1	2	3	4	OT	PTS
BENGALS	48	92	72	68	(NA)	280
OPPONENTS	78	130	68	91	(NA)	367

SCORING	TD	TD-R	TD-P	TD-Rt	K-PAT	FG	S	PTS
Horst Muhlmann	0	0	0	0	32-33	16-24	0	80
Bob Trumpy	9	0	9	0	—	—	0	54
Eric Crabtree	7	0	7	0	—	—	0	42
Paul Robinson	4	4	0	0	—	—	0	24
Speedy Thomas	4	1	3	0	—	—	0	24
Jess Phillips	3	3	0	0	—	—	0	18
Chip Myers	2	0	2	0	—	—	0	12
Greg Cook	1	1	0	0	—	—	0	6
Bruce Coslet	1	0	1	0	—	—	0	6
Harry Gunner	1	0	0	1	—	—	0	6
Sam Wyche	1	1	0	0	—	—	0	6
(team)	—	—	—	—	—	—	1	2
BENGALS	33	10	22	1	32-33	16-24	1	280
OPPONENTS	42	13	24	5	41-42	24-46	1	367

Two-point conversions: None. BENGALS 0-0, OPPONENTS 0-0.

RUSHING	ATT	YDS	AVG	LG	TD
Jess Phillips	118	578	4.9	83	3
Paul Robinson	160	489	3.1	24	4
Greg Cook	25	148	5.9	30	1
Sam Wyche	12	107	8.9	22	1
Clem Turner	23	105	4.6	34	0
Essex Johnson	15	54	3.6	13	0
Dale Livingston	1	18	18.0	18	0
Speedy Thomas	4	16	4.0	16t	1
Ron Lamb	5	8	1.6	7	0
BENGALS	363	1523	4.2	83	10
OPPONENTS	523	2651	5.1	80t	13

RECEIVING	REC	YDS	AVG	LG	TD
Eric Crabtree	40	855	21.4	73t	7
Bob Trumpy	37	835	22.6	80t	9
Speedy Thomas	33	481	14.6	62	3
Paul Robinson	20	104	5.2	25	0
Jess Phillips	13	128	9.8	31	0
Chip Myers	10	205	20.5	50	2
Clem Turner	5	14	2.8	8	0
Ken Riley	2	15	7.5	17	0
Tommie Smith	1	41	41.0	41	0
Bruce Coslet	1	39	39.0	39t	1
Essex Johnson	1	3	3.0	3	0
BENGALS	163	2720	16.7	80t	22
OPPONENTS	205	2866	14.0	71	24

INTERCEPTIONS	NO	YDS	AVG	LG	TD
Fletcher Smith	4	67	16.8	29	0
Bobby Hunt	4	66	16.5	27	0
Ken Riley	4	66	16.5	66	0
Bill Peterson	4	23	5.8	17	0
Bill Bergey	2	62	31.0	58	0
Harry Gunner	1	70	70.0	70t	1
Al Beauchamp	1	8	8.0	8	0
John Guillory	1	0	0.0	0	0
BENGALS	21	362	17.2	70t	1
OPPONENTS	15	239	16.0	53	0

PUNTING	NO	YDS	AVG	NET	TB	IN-20	LG	BLK
Dale Livingston	70	2769	39.6	—	5	—	55	1
Terry Swanson	12	459	38.3	—	1	—	55	0
Horst Muhlmann	2	38	19.0	—	0	—	38	1
Ron Lamb	1	29	29.0	—	0	—	29	0
BENGALS	85	3295	38.8	—	6	—	55	2
OPPONENTS	55	2275	41.4	—	—	—	57	—

PUNT RETURNS	NO	FC	YDS	AVG	LG	TD
Essex Johnson	17	6	85	5.0	17	0
Speedy Thomas	4	3	15	3.8	12	0
Al Coleman	1	0	0	0.0	0	0
John Guillory	1	0	0	0.0	0	0
Charlie King	0	0	*35	—	35	0
Jack Gehrke	0	1	0	—	0	0
BENGALS	23	10	135	5.9	35	0
OPPONENTS	39	—	297	7.6	—	0

KICKOFF RETURNS	NO	YDS	AVG	LG	TD
Essex Johnson	16	362	22.6	51	0
Ken Riley	14	334	23.9	40	0
John Guillory	8	170	21.3	28	0
Paul Robinson	5	168	33.6	74	0
Ron Lamb	5	64	12.8	19	0
Jess Phillips	3	52	17.3	29	0
Clem Turner	3	15	5.0	13	0
Harry Gunner	1	0	0.0	0	0
BENGALS	55	1165	21.2	74	0
OPPONENTS	39	1065	27.3	105t	1

FIELD GOALS	1-19	20-29	30-39	40-49	50+
Horst Muhlmann	6-6	5-5	3-4	1-3	1-6
BENGALS	6-6	5-5	3-4	1-3	1-6

Horst Muhlmann: (21G, 21G), (17G, 59B, 50N, 23G), (38G), (50B), (51N, 47N), (10G), (35G, 27G), (16G, 37N), (18G), (55N), (—), (16G, 45N, 26G), (50G), (30G, 14G, 43G).

PASSING	ATT	CMP	YDS	CMP%	YDS/ATT	TD	TD%	INT	INT%	LG	SKD-YDS	RAT
Greg Cook	197	106	1854	53.8	9.41	15	7.6	11	5.6	78t	29-195	88.3
Sam Wyche	108	54	838	50.0	7.76	7	6.5	4	3.7	80t	28-180	82.3
Dale Livingston	2	2	15	100.0	7.50	0	0.0	0	0.0	17	0-0	97.9
Jack Gehrke	1	1	13	100.0	13.00	0	0.0	0	0.0	13	0-0	118.8
BENGALS	308	163	2720	52.9	8.83	22	7.1	15	4.9	80t	57-375	86.5
OPPONENTS	396	205	2866	51.8	7.24	24	6.1	21	5.3	71	16-180	73.5

USUAL STARTERS

OFFENSE		DEFENSE	
WR	Eric Crabtree	LDE	Royce Berry
LOT	Ernie Wright	LDT	Andy Rice
LG	Ernie Park	RDT	Bill Staley
C	Bob Johnson	RDE	Steve Chomyszak
RG	Pat Matson,	LLB	Al Beauchamp
	Guy Dennis	MLB	Bill Bergey
ROT	Howard Fest	RLB	Bill Peterson
TE	Bob Trumpy	LCB	Fletcher Smith
WR	Speedy Thomas	RCB	Ken Riley
QB	Greg Cook	LS	Al Coleman
RB	Paul Robinson	RS	Bobby Hunt
RB	Jess Phillips		

DEFENSE	ST	AT	TT	SKS-YDS	INT-YDS	PD	FF	FR-YDS
(NA)**	—	—	—	—	—	—	—	—

* NOTE: Time of possession was not recorded until 1977.
 ** NOTE: Overtime was not employed for regular-season games in the AFL.
 *** NOTE: Regular-season defensive statistics were not kept regularly until 1976.

1970 STATISTICS

RECORD: 8-6-0

HEAD COACH: PAUL BROWN

(BENGALS WON AFC CENTRAL DIVISION; SEE POSTSEASON PORTION OF TEAM HISTORY SECTION FOR POSTSEASON STATS)

DATE	W-L	SCORE	OPPONENT	ATTENDANCE
9-20-70	W	31-21	OAKLAND	56,616
9-27-70	L	3-38	at Detroit	58,202
10-4-70	L	13-20	HOUSTON	55,094
10-11-70	L	27-30	at Cleveland	83,520
10-18-70	L	19-27	KANSAS CITY	57,265
10-25-70	L	0-20	at Washington	50,415
11-2-70	L	10-21	at Pittsburgh	38,968
11-8-70	W	43-14	at Buffalo	43,587
11-15-70	W	14-10	CLEVELAND	60,007
11-22-70	W	34-7	PITTSBURGH	59,276
11-29-70	W	26-6	NEW ORLEANS	59,342
12-6-70	W	17-14	at San Diego	41,461
12-13-70	W	30-20	at Houston	34,435
12-20-70	W	45-7	BOSTON	60,157

TEAM STATISTICS	BENGALS	OPPONENTS
TOTAL FIRST DOWNS	210	236
Rushing	100	87
Passing	97	131
Penalty	13	18
3rd Down: Made-Att.	—	—
3rd Down Pct.	—	—
4th Down: Made-Att.	—	—
4th Down Pct.	—	—
POSSESSION AVG.	(*NA)	(*NA)
TOTAL NET YARDS	3927	4178
Avg. Per Game	280.5	298.4
Total Plays	831	874
Avg. Per Play	4.7	4.8
NET YARDS RUSHING	2057	1543
Avg. Per Game	146.9	110.2
Total Rushes	461	418
NET YARDS PASSING	1870	2635
Avg. Per Game	133.6	188.2
Sacked-Yards Lost	31-227	28-250
Gross Yards	2097	2885
Att.-Completions	339-172	428-209
Completion Pct.	50.7	48.8
Had Intercepted	11	23
PUNTS-AVG.	79-46.2	80-43.8
Net Punting Avg.	—	—
PENALTIES-YARDS	71-831	81-784
FUMBLES-BALLS LOST	22-12	28-16
TOUCHDOWNS	34	31
Rushing	16	11
Passing	12	18
Returns	6	2

SCORE BY PERIODS	1	2	3	4	OT	PTS
BENGALS	56	111	85	60	(*NA)	312
OPPONENTS	49	82	52	72	(*NA)	255

SCORING	TD	TD-R	TD-P	TD-Rt	PAT	FG	S	PTS
Horst Muhlmann	0	0	0	33-33	25-37	0	108	
Paul Robinson	7	6	1	0	—	—	0	42
Jess Phillips	5	4	1	0	—	—	0	30
Essex Johnson	4	2	2	0	—	—	0	24
Lemar Parrish	3	0	0	3	—	—	0	18
Royce Berry	2	0	0	2	—	—	0	12
Virgil Carter	2	2	0	0	—	—	0	12
Eric Crabtree	2	0	2	0	—	—	0	12
Speedy Thomas	2	0	2	0	—	—	0	12
Bob Trumpy	2	0	2	0	—	—	0	12
Sam Wyche	2	2	0	0	—	—	0	12
Al Beauchamp	1	0	0	1	—	—	0	6
Bruce Coslet	1	0	1	0	—	—	0	6
Chip Myers	1	0	1	0	—	—	0	6
BENGALS	34	16	12	6	33-34	25-37	0	312
OPPONENTS	31	11	18	2	31-31	12-24	1	255

Two-point conversions: (NA***).

PASSING	ATT	CMP	YDS	CMP%	YDS/ATT	TD	TD%	INT	INT%	LG	SKD-YDS	RAT
Virgil Carter	278	143	1647	51.4	5.92	9	3.2	9	3.2	56t	21-154	66.9
Sam Wyche	57	26	411	45.6	7.21	3	5.3	2	3.5	51t	10-73	73.1
Dave Lewis	4	3	39	75.0	9.75	0	0.0	0	0.0	18	0-0	105.2
BENGALS	339	172	2097	50.7	6.19	12	3.5	11	3.2	56t	31-227	68.4
OPPONENTS	428	209	2885	48.8	6.74	18	4.2	23	5.4	87t	28-250	62.5

RUSHING	ATT	YDS	AVG	LG	TD
Jess Phillips	163	648	4.0	76t	4
Paul Robinson	149	622	4.2	26t	6
Essex Johnson	65	273	4.2	26	2
Virgil Carter	34	246	7.2	73	2
Sam Wyche	19	118	6.2	23	2
Doug Dressler	18	77	4.3	17	0
Ron Lamb	6	35	5.8	16	0
Eric Crabtree	3	23	7.7	16	0
Dave Lewis	2	8	4.0	7	0
Speedy Thomas	2	7	3.5	13	0
BENGALS	461	2057	4.5	76t	16
OPPONENTS	418	1543	3.7	36	11

RECEIVING	REC	YDS	AVG	LG	TD
Chip Myers	32	542	16.9	56t	1
Jess Phillips	31	124	4.0	17	1
Bob Trumpy	29	480	16.6	53t	2
Speedy Thomas	21	257	12.2	27	2
Eric Crabtree	19	231	12.2	29	2
Paul Robinson	17	175	10.3	27	1
Essex Johnson	15	190	12.7	51t	2
Bruce Coslet	8	98	12.3	24	1
BENGALS	172	2097	12.2	56t	12
OPPONENTS	209	2885	13.8	87t	18

INTERCEPTIONS	NO	YDS	AVG	LG	TD
Lemar Parrish	5	28	5.6	19	0
Ken Riley	4	17	4.3	14	0
Ken Dyer	3	45	15.0	22	0
Bill Bergey	3	35	11.7	26	0
Kenny Graham	3	31	10.3	31	0
Fletcher Smith	3	17	5.7	17	0
Ken Avery	1	5	5.0	5	0
Al Beauchamp	1	2	2.0	2	0
BENGALS	23	180	7.8	31	0
OPPONENTS	11	150	13.6	37	0

PUNTING	NO	YDS	AVG	NET	TB	IN-20	LG	BLK
Dave Lewis	79	3651	46.2	—	9	—	63	0
BENGALS	79	3651	46.2	—	9	—	63	0
OPPONENTS	80	3505	43.8	—	—	—	61	—

PUNT RETURNS	NO	FC	YDS	AVG	LG	TD
Lemar Parrish	23	15	194	8.4	79t	1
Essex Johnson	7	1	72	10.3	36	0
Speedy Thomas	4	10	20	5.0	11	0
Kenny Graham	1	2	41	41.0	41	0
Paul Robinson	1	0	0	0.0	0	0
Fletcher Smith	1	0	0	0.0	0	0
BENGALS	37	28	327	8.8	79t	1
OPPONENTS	48	11	392	8.2	63t	2

KICKOFF RETURNS	NO	YDS	AVG	LG	TD
Lemar Parrish	16	482	30.1	95t	1
Paul Robinson	14	363	25.9	36	0
Essex Johnson	3	68	22.7	31	0
Doug Dressler	4	48	12.0	22	0
Ron Lamb	2	41	20.5	21	0
BENGALS	39	1002	25.7	95t	1
OPPONENTS	33	774	23.5	51	0

FIELD GOALS	1-19	20-29	30-39	40-49	50+
Horst Muhlmann	4-4	5-7	9-11	3-9	4-6
BENGALS	4-4	5-7	9-11	3-9	4-6

Horst Muhlmann: (43N, 38G, 51N), (35G), (51G, 36G, 23B), (23G, 39N, 50G), (35N, 42G, 22N, 47N, 50G), (52N), (43G, 47N), (36G, 43G, 22G, 30G, 13G), (—), (13G, 17G), (11G, 35G, 34G, 22G, 49N), (45N, 40B, 53G), (25G, 30G, 25G), (37G).

USUAL STARTERS

OFFENSE		DEFENSE	
WR	Eric Crabtree,	LDE	Royce Berry
	Chip Myers	LDT	Mike Reid
LOT	Ernie Wright	RDT	Steve Chomyszak
LG	Rufus Mayes	RDE	Ron Carpenter
C	Bob Johnson	LLB	Al Beauchamp
RG	Pat Matson	MLB	Bill Bergey
ROT	Mike Wilson	RLB	Ken Avery
TE	Bob Trumpy	LCB	Lemar Parrish
WR	Speedy Thomas	RCB	Ken Riley
QB	Virgil Carter	LS	Fletcher Smith
RB	Paul Robinson	RS	Ken Dyer,
RB	Jess Phillips		Al Coleman

DEFENSE	ST	AT	TT	SKS-YDS	INT-YDS	PD	FF	FR-YDS
(NA*)	—	—	—	—	—	—	—	—

* NOTE: Time of possession was not recorded until 1977.

** NOTE: Overtime was not employed for regular-season games in the NFL until 1974.

*** NOTE: The two-point conversion was not instituted in the NFL until 1994.

^ NOTE: Regular-season defensive statistics were not kept regularly until 1976.

1971 STATISTICS

RECORD: 4-10-0

HEAD COACH: PAUL BROWN

DATE	W-L	SCORE	OPPONENT	ATTENDANCE
9-19-71	W	37-14	PHILADELPHIA	55,880
9-26-71	L	10-21	at Pittsburgh	48,448
10-3-71	L	17-20	at Green Bay	56,263
10-10-71	L	13-23	MIAMI	60,099
10-17-71	L	24-27	CLEVELAND	60,284
10-24-71	L	27-31	at Oakland	54,699
10-31-71	L	6-10	at Houston	37,947
11-7-71	L	6-9	ATLANTA	59,604
11-14-71	W	24-10	at Denver	51,200
11-21-71	W	28-13	HOUSTON	59,390
11-28-71	W	31-0	SAN DIEGO	59,580
12-5-71	L	27-31	at Cleveland	82,705
12-12-71	L	13-21	PITTSBURGH	60,022
12-19-71	L	21-35	at N.Y. Jets	63,151

TEAM STATISTICS	BENGALS	OPPONENTS
TOTAL FIRST DOWNS	236	213
Rushing	109	93
Passing	115	102
Penalty	12	18
3rd Down: Made-Att	—	—
3rd Down Pct.	—	—
4th Down: Made-Att	—	—
4th Down Pct.	—	—
POSSESSION AVG.	(NA)	(NA)
TOTAL NET YARDS	4266	3906
Avg. Per Game	304.7	279.0
Total Plays	867	811
Avg. Per Play	4.9	4.8
NET YARDS RUSHING	2142	1778
Avg. Per Game	153.0	127.0
Total Rushes	462	446
NET YARDS PASSING	2124	2128
Avg. Per Game	151.7	152.0
Sacked-Yards Lost	40-303	30-254
Gross Yards	2427	2382
Att.-Completions	365-214	335-157
Completion Pct.	58.6	46.9
Had Intercepted	11	27
PUNTS-AVG.	73-44.7	73-40.9
Net Punting Avg.	—	—
PENALTIES-YARDS	82-921	72-722
FUMBLES-BALLS LOST	29-12	21-12
TOUCHDOWNS	32	32
Rushing	14	11
Passing	15	19
Returns	3	2

SCORE BY PERIODS	1	2	3	4	OT	PTS
BENGALS	58	64	91	71	(**NA)	284
OPPONENTS	44	71	48	102	(**NA)	265

SCORING	TD	TD-R	TD-P	TD-Rt	PAT	FG	S	PTS
Horst Muhlmann	0	0	0	0	31-31	20-36	0	91
Fred Willis	7	7	0	0	—	—	0	42
Essex Johnson	6	4	2	0	—	—	0	36
Bruce Coslet	4	0	4	0	—	—	0	24
Bob Trumphy	3	0	3	0	—	—	0	18
Eric Crabtree	2	0	2	0	—	—	0	12
Lemar Parrish	2	0	0	2	—	—	0	12
Speedy Thomas	2	0	2	0	—	—	0	12
Ken Anderson	1	1	0	0	—	—	0	6
Al Beauchamp	1	0	0	1	—	—	0	6
Doug Dressler	1	1	0	0	—	—	0	6
Chip Myers	1	0	1	0	—	—	0	6
Jess Phillips	1	0	1	0	—	—	0	6
Paul Robinson	1	1	0	0	—	—	0	6
Virgil Carter	0	0	0	0	^1	—	0	1
BENGALS	32	14	15	3	32-32	20-36	0	284
OPPONENTS	32	11	19	2	31-32	14-22	0	265

[^]PAT scored on a run.

Two-point conversions: (NA**).

PASSING	ATT	CMP	YDS	CMP%	YDS/ATT	TD	TD%	INT	INT%	LG	SKD-YDS	RAT
Virgil Carter	222	138	1624	62.2	7.32	10	4.5	7	3.2	90t	13-122	86.2
Ken Anderson	131	72	777	55.0	5.93	5	3.8	4	3.1	44	23-159	72.6
Dave Lewis	10	3	18	30.0	1.80	0	0.0	0	0.0	13	4-22	39.6
Fred Willis	2	1	8	50.0	4.00	0	0.0	0	0.0	8	0-0	60.4
BENGALS	365	214	2427	58.6	6.65	15	4.1	11	3.0	90t	40-303	79.8
OPPONENTS	335	157	2382	46.9	7.11	19	5.7	27	8.1	74t	30-254	56.1

RUSHING	ATT	YDS	AVG	LG	TD
Fred Willis	135	590	4.4	36	7
Essex Johnson	85	522	6.1	86t	4
Jess Phillips	94	420	4.5	31	0
Paul Robinson	49	213	4.3	17	1
Doug Dressler	54	204	3.8	13	1
Ken Anderson	22	125	5.7	16	1
Virgil Carter	8	42	5.3	19	0
Ron Lamb	5	13	2.6	7	0
Sandy Durko	1	7	7.0	7	0
Dave Lewis	6	6	1.0	9	0
Eric Crabtree	1	1	1.0	1	0
Speedy Thomas	2	-1	-0.5	0	0
BENGALS	462	2142	4.6	86t	14
OPPONENTS	446	1778	4.0	63t	11

RECEIVING	REC	YDS	AVG	LG	TD
Bob Trumphy	40	531	13.3	44	3
Chip Myers	27	286	10.6	20	1
Fred Willis	24	223	9.3	29	0
Speedy Thomas	22	327	14.9	90t	2
Jess Phillips	22	125	5.7	19	1
Bruce Coslet	21	356	17.0	71t	4
Doug Dressler	19	145	7.6	26	0
Essex Johnson	14	258	18.4	67t	2
Eric Crabtree	14	102	7.3	22	2
Paul Robinson	8	47	5.9	16	0
Ed Marshall	2	18	9.0	10	0
Mike Kelly	1	9	9.0	9	0
BENGALS	214	2427	11.3	90t	15
OPPONENTS	157	2382	15.2	74t	19

INTERCEPTIONS	NO	YDS	AVG	LG	TD
Lemar Parrish	7	105	15.0	65t	1
Al Beauchamp	6	53	8.8	18t	1
Ken Riley	5	22	4.4	21	0
Sandy Durko	4	46	11.5	25	0
Bill Bergey	1	16	16.0	16	0
Bill Peterson	1	16	16.0	16	0
Al Coleman	1	15	15.0	15	0
Neal Craig	1	0	0.0	0	0
Fletcher Smith	1	0	0.0	0	0
BENGALS	27	273	10.1	65t	2
OPPONENTS	11	219	19.9	48t	1

PUNTING	NO	YDS	AVG	NET	TB	IN-20	LG	BLK
Dave Lewis	72	3229	44.8	—	8	—	56	0
Doug Dressler	1	34	34.0	—	0	—	34	0
BENGALS	73	3263	44.7	—	8	—	56	0
OPPONENTS	73	2988	40.9	—	—	—	—	—

PUNT RETURNS	NO	FC	YDS	AVG	LG	TD
Lemar Parrish	12	9	93	7.8	47	0
Sandy Durko	6	11	14	2.3	7	0
Speedy Thomas	4	4	10	2.5	7	0
Essex Johnson	3	5	28	9.3	14	0
BENGALS	25	29	145	5.8	47	0
OPPONENTS	41	—	304	7.4	—	1

KICKOFF RETURNS	NO	YDS	AVG	LG	TD
Paul Robinson	18	335	18.6	37	0
Lemar Parrish	13	296	22.8	30	0
Fred Willis	4	81	20.3	32	0
Jess Phillips	2	49	24.5	31	0
Ron Lamb	2	42	21.0	25	0
Essex Johnson	2	40	20.0	21	0
Doug Dressler	1	20	20.0	20	0
Mike Kelly	1	0	0.0	0	0
BENGALS	43	863	20.1	37	0
OPPONENTS	39	1024	26.3	—	0

FIELD GOALS	1-19	20-29	30-39	40-49	50+
Horst Muhlmann	6-6	5-8	4-9	4-10	1-3
BENGALS	6-6	5-8	4-9	4-10	1-3

Horst Muhlmann: (26G, 34N, 36G, 35G), (45N, 33G, 51N), (26G), (16G, 27N, 9G), (12G), (11G, 37B, 36G), (45G, 46G, 27N, 32N), (30N, 51G, 24G), (14G, 48N), (—), (40G, 35N, 43N), (52N, 46G, 24G), (27N, 18G, 22G), (43N, 49N, 44N).

USUAL STARTERS			
OFFENSE		DEFENSE	
WR	Eric Crabtree,	LDE	Royce Berry
	Chip Myers	LDT	Mike Reid
LOT	Ernie Wright,	RDT	Steve Chomyszak
	Rufus Mayes	RDE	Ron Carpenter
LG	Howard Fest	LLB	Al Beauchamp
C	Bob Johnson	MLB	Bill Bergey
RG	Pat Matson	RLB	Ken Avery
ROT	Vernon Holland	LCB	Lemar Parrish
TE	Bob Trumphy,	RCB	Ken Riley
	Bruce Coslet	LS	Fletcher Smith,
WR	Speedy Thomas,		Neal Craig
	Bob Trumphy	RS	Sandy Durko
QB	Virgil Carter		
RB	Paul Robinson		
RB	Jess Phillips		

DEFENSE	ST	AT	TT	SKS-YDS	INT-YDS	PD	FF	FR-YDS
(NA**)	—	—	—	—	—	—	—	—

* NOTE: Time of possession was not recorded until 1977.

** NOTE: Overtime was not employed for regular-season games in the NFL until 1974.

*** NOTE: The two-point conversion was not instituted in the NFL until 1994.

^^ NOTE: Regular-season defensive statistics were not kept regularly until 1976.

1972 STATISTICS

RECORD: 8-6-0

HEAD COACH: PAUL BROWN

DATE	W-L	SCORE	OPPONENT	ATTENDANCE
9-17-72	W	31-7	at New England	60,999
9-24-72	W	15-10	PITTSBURGH	54,292
10-1-72	L	6-27	at Cleveland	81,564
10-8-72	W	21-10	DENVER	55,812
10-15-72	W	23-16	at Kansas City	79,068
10-22-72	L	12-15	at Los Angeles	73,385
10-29-72	W	30-7	HOUSTON	59,409
11-5-72	L	17-40	at Pittsburgh	50,350
11-12-72	L	14-20	OAKLAND	59,485
11-19-72	L	19-20	BALTIMORE	49,512
11-26-72	W	13-3	at Chicago	55,701
12-3-72	W	13-10	N.Y. GIANTS	59,523
12-9-72	L	24-27	CLEVELAND	59,524
12-17-72	W	61-17	at Houston	32,482

TEAM STATISTICS	BENGALS	OPPONENTS
TOTAL FIRST DOWNS	255	207
Rushing	112	98
Passing	122	92
Penalty	21	17
3rd Down: Made-Att	—	—
3rd Down Pct.	—	—
4th Down: Made-Att	—	—
4th Down Pct.	—	—
POSSESSION AVG.	(NA)	(NA)
TOTAL NET YARDS	4317	3552
Avg. Per Game	308.4	253.7
Total Plays	899	794
Avg. Per Play	4.8	4.5
NET YARDS RUSHING	1996	1815
Avg. Per Game	142.6	129.6
Total Rushes	491	406
NET YARDS PASSING	2321	1737
Avg. Per Game	165.8	124.1
Sacked-Yards Lost	24-192	38-296
Gross Yards	2513	2033
Att.-Completions	384-219	350-167
Completion Pct.	57.0	47.7
Had Intercepted	11	20
PUNTS-AVG.	66-42.1	84-42.4
Net Punting Avg.	—	—
PENALTIES-YARDS	76-738	69-581
FUMBLES-BALLS LOST	28-18	30-9
TOUCHDOWNS	31	24
Rushing	16	11
Passing	10	11
Returns	5	2

SCORE BY PERIODS	1	2	3	4	OT	PTS
BENGALS	36	62	99	102	(**NA)	299
OPPONENTS	37	79	42	71	(**NA)	229

SCORING	TD	TD-R	TD-P	TD-R	PAT	FG	S	PTS
Horst Muhlmann	0	0	0	0	30-31	27-40	0	111
Doug Dressler	7	6	1	0	—	—	0	42
Essex Johnson	6	4	2	0	—	—	0	36
Ken Anderson	3	3	0	0	—	—	0	18
Chip Myers	3	0	3	0	—	—	0	18
Lemar Parrish	3	0	0	3	—	—	0	18
Virgil Carter	2	2	0	0	—	—	0	12
Bob Trumphy	2	0	2	0	—	—	0	12
Tommy Casanova	1	0	0	1	—	—	0	6
Bruce Coslet	1	0	1	0	—	—	0	6
Neal Craig	1	0	0	1	—	—	0	6
Jess Phillips	1	1	0	0	—	—	0	6
Speedy Thomas	1	0	1	0	—	—	0	6
Sherman White	0	0	0	0	—	—	1	2
BENGALS	31	16	10	5	30-31	27-40	1	299
OPPONENTS	24	11	11	2	23-24	20-29	1	229

Two-point conversions: (NA***)

PASSING	ATT	CMP	YDS	CMP%	YDS/ATT	TD	TD%	INT	INT%	LG	SKD-YDS	RAT
Ken Anderson	301	171	1918	56.8	6.37	7	2.3	7	2.3	65t	18-155	74.0
Virgil Carter	82	47	579	57.3	7.06	3	3.7	4	4.9	36	6-37	71.1
Fred Willis	1	1	16	100.0	16.00	0	0.0	0	0.0	16	0-0	118.8
BENGALS	384	219	2513	57.0	6.54	10	2.6	11	2.9	65t	24-192	73.6
OPPONENTS	350	167	2033	47.7	5.81	11	3.1	20	5.7	68	38-296	52.7

RUSHING	ATT	YDS	AVG	LG	TD
Essex Johnson	212	825	3.9	19	4
Doug Dressler	128	565	4.4	43t	6
Jess Phillips	48	207	4.3	20	1
Fred Willis	42	127	3.0	12	0
Ken Anderson	22	94	4.3	18	3
Paul Robinson	21	94	4.5	15	0
Virgil Carter	12	57	4.8	14	2
Dave Lewis	1	15	15.0	15	0
Steve Conley	3	8	2.7	5	0
Charlie Joiner	1	2	2.0	2	0
Reece Morrison	1	2	2.0	2	0
BENGALS	491	1996	4.1	43t	16
OPPONENTS	406	1815	4.5	41	11

RECEIVING	REC	YDS	AVG	LG	TD
Chip Myers	57	792	13.9	42	3
Bob Trumphy	44	500	11.4	38	2
Doug Dressler	39	348	8.9	33	1
Essex Johnson	29	420	14.5	65t	2
Speedy Thomas	17	171	10.1	18	1
Jess Phillips	10	50	5.0	15	0
Fred Willis	9	46	5.1	10	0
Charlie Joiner	8	133	16.6	25	0
Bruce Coslet	5	48	9.6	17	1
Drew Buie	1	5	5.0	5	0
BENGALS	219	2513	11.5	65t	10
OPPONENTS	167	2033	12.2	68t	11

INTERCEPTIONS	NO	YDS	AVG	LG	TD
Tommy Casanova	5	108	21.6	33	0
Lemar Parrish	5	90	18.0	33t	2
Doug Adams	3	44	14.7	19	0
Ken Riley	3	0	0.0	0	0
Neal Craig	2	76	38.0	63t	1
Al Beauchamp	1	8	8.0	8	0
Bernard Jackson	1	0	0.0	0	0
BENGALS	20	326	16.3	63t	3
OPPONENTS	11	70	6.4	28	0

PUNTING	NO	YDS	AVG	NET	TB	IN-20	LG	BLK
Dave Lewis	66	2777	42.1	—	6	—	60	0
BENGALS	66	2777	42.1	—	6	—	60	0
OPPONENTS	84	3559	42.4	—	—	—	62	0

PUNT RETURNS	NO	FC	YDS	AVG	LG	TD
Tommy Casanova	30	19	289	9.6	66t	1
Lemar Parrish	15	2	141	9.4	51t	1
Essex Johnson	2	0	7	3.5	7	0
BENGALS	47	21	437	9.3	66t	2
OPPONENTS	26	16	152	5.8	54	0

KICKOFF RETURNS	NO	YDS	AVG	LG	TD
Bernard Jackson	21	509	24.2	62	0
Lemar Parrish	15	348	23.2	45	0
Charlie Joiner	5	88	17.6	25	0
Tommy Casanova	1	34	34.0	34	0
Dave Lewis	1	15	15.0	15	0
Essex Johnson	1	13	13.0	13	0
Guy Dennis	1	11	11.0	11	0
Mike Kelly	1	0	0.0	0	0
BENGALS	46	1018	22.1	62	0
OPPONENTS	44	984	22.4	34	0

FIELD GOALS	1-19	20-29	30-39	40-49	50+
Horst Muhlmann	6-7	6-10	9-12	5-8	1-3
BENGALS	6-7	6-10	9-12	5-8	1-3

Horst Muhlmann: (51B, 38G), (32G, 20G, 32G, 34G, 41G), (14G, 26G, 28N, 30N), (49N), (46G, 16G, 12G), (25G, 26N, 21N, 17N), (10G, 42G, 33G), (37G), (21B, 35B), (25G, 40G), (39G, 14G, 39N), (50N, 27G, 40N, 47N, 18G), (31G), (51G, 46G, 24G, 32G).

USUAL STARTERS

OFFENSE		DEFENSE	
WR	Speedy Thomas	LDE	Royce Berry
LOT	Stan Walters	LDT	Mike Reid
LG	Howard Fest	RDT	Steve Chomyszak
C	Bob Johnson	RDE	Sherman White
RG	Pat Matson	LLB	Al Beauchamp
ROT	Vernon Holland	MLB	Bill Bergey
TE	Bob Trumphy	RLB	Ken Avery
WR	Chip Myers	LCB	Lemar Parrish
QB	Ken Anderson	RCB	Ken Riley
RB	Essex Johnson	LS	Neal Craig
RB	Doug Dressler	RS	Tommy Casanova

DEFENSE	ST	AT	TT	SKS-YDS	INT-YDS	PD	FF	FR-YDS
(NA*)	—	—	—	—	—	—	—	—

* NOTE: Time of possession was not recorded until 1977.

** NOTE: Overtime was not employed for regular-season games in the NFL until 1974.

*** NOTE: The two-point conversion was not instituted in the NFL until 1994.

^ NOTE: Regular-season defensive statistics were not kept regularly until 1976.

1973 STATISTICS

RECORD: 10-4-0

HEAD COACH: PAUL BROWN

(BENGALS WON AFC CENTRAL DIVISION; SEE POSTSEASON PORTION OF TEAM HISTORY SECTION FOR POSTSEASON STATS)

DATE	W-L	SCORE	OPPONENT	ATTENDANCE
9-16-73	L	10-28	at Denver	49,059
9-23-73	W	24-10	HOUSTON	51,823
9-30-73	W	20-13	at San Diego	46,733
10-7-73	L	10-17	at Cleveland	70,805
10-14-73	W	19-7	PITTSBURGH	55,819
10-21-73	W	14-6	KANSAS CITY	56,397
10-28-73	L	13-20	at Pittsburgh	45,761
11-4-73	L	10-38	at Dallas	54,944
11-11-73	W	16-13	at Buffalo	76,927
11-18-73	W	20-14	N.Y. JETS	55,745
11-25-73	W	42-24	ST. LOUIS	50,918
12-2-73	W	27-0	MINNESOTA	57,859
12-9-73	W	34-17	CLEVELAND	58,266
12-16-73	W	27-24	at Houston	21,955

TEAM STATISTICS	BENGALS	OPPONENTS
TOTAL FIRST DOWNS	252	219
Rushing	124	109
Passing	108	97
Penalty	20	13
3rd Down: Made-Att.	—	—
3rd Down Pct.	—	—
4th Down: Made-Att.	—	—
4th Down Pct.	—	—
POSSESSION AVG.	(*NA)	(*NA)
TOTAL NET YARDS	4512	3705
Avg. Per Game	322.3	264.6
Total Plays	871	840
Avg. Per Play	5.2	4.4
NET YARDS RUSHING	2236	1807
Avg. Per Game	159.7	129.1
Total Rushes	515	459
NET YARDS PASSING	2276	1898
Avg. Per Game	162.6	135.6
Sacked-Yards Lost	24-163	43-342
Gross Yards	2439	2240
Att.-Completions	332-180	338-182
Completion Pct.	54.2	53.8
Had Intercepted	12	18
PUNTS-AVG.	68-41.0	77-41.7
Net Punting Avg.	—	—
PENALTIES-YARDS	83-799	78-710
FUMBLES-BALLS LOST	25-14	31-16
TOUCHDOWNS	32	27
Rushing	13	15
Passing	18	9
Returns	1	3

SCORE BY PERIODS	1	2	3	4	OT	PTS
BENGALS	39	100	79	68	(*NA)	286
OPPONENTS	50	61	58	62	(*NA)	231

SCORING	TD	TD-R	TD-P	TD-Rt	PAT	FG	S	PTS
Horst Muhlmann	0	0	0	0	31-32	21-31	0	94
Isaac Curtis	9	0	9	0	—	—	0	54
Boobie Clark	8	8	0	0	—	—	0	48
Essex Johnson	7	4	3	0	—	—	0	42
Bob Trumpy	5	0	5	0	—	—	0	30
Lenvil Elliott	2	1	1	0	—	—	0	12
Lemar Parrish	1	0	0	1	—	—	0	6
BENGALS	32	13	18	1	31-32	21-31	0	286
OPPONENTS	27	15	9	3	27-27	14-23	0	231

Two-point conversions: (NA**).

PASSING	ATT	CMP	YDS	CMP%	YDS/ATT	TD	TD%	INT	INT%	LG	SKD-YDS	RAT
Ken Anderson	329	179	2428	54.4	7.38	18	5.5	12	3.6	78t	24-163	81.2
Greg Cook	3	1	11	33.3	3.67	0	0.0	0	0.0	11	0-0	45.1
BENGALS	332	180	2439	54.2	7.35	18	5.4	12	3.6	78t	24-163	80.9
OPPONENTS	338	182	2240	53.8	6.63	9	2.7	18	5.3	67	43-342	61.3

RUSHING	ATT	YDS	AVG	LG	TD
Essex Johnson	195	997	5.1	46	4
Boobie Clark	254	988	3.9	26	8
Lenvil Elliott	22	122	5.5	15	1
Ken Anderson	26	97	3.7	17	0
Joe Wilson	10	39	3.9	11	0
Reece Morrison	3	11	3.7	8	0
Dave Lewis	3	-7	-2.3	5	0
Isaac Curtis	2	-11	-5.5	1	0
BENGALS	515	2236	4.3	46	13
OPPONENTS	459	1807	3.9	52	15

RECEIVING	REC	YDS	AVG	LG	TD
Isaac Curtis	45	843	18.7	77t	9
Boobie Clark	45	347	7.7	39	0
Bob Trumpy	29	435	15.0	53	5
Essex Johnson	28	356	12.7	78t	3
Charlie Joiner	13	214	16.5	26	0
Bruce Coslet	9	123	13.7	18	0
Chip Myers	7	77	11.0	18	0
Tim George	2	28	14.0	19	0
Lenvil Elliott	1	12	12.0	12t	1
Reece Morrison	1	4	4.0	4	0
BENGALS	180	2439	13.6	78t	18
OPPONENTS	182	2240	12.3	67	9

INTERCEPTIONS	NO	YDS	AVG	LG	TD
Tommy Casanova	4	33	8.3	16	0
Bill Bergey	3	50	16.7	22	0
Al Beauchamp	3	4	1.3	4	0
Neal Craig	2	52	26.0	30	0
Lemar Parrish	2	10	5.0	10	0
Ken Riley	2	2	1.0	5	0
Ken Avery	1	15	15.0	15	0
Bernard Jackson	1	0	0.0	0	0
BENGALS	18	166	9.2	30	0
OPPONENTS	12	198	16.5	37	1

PUNTING	NO	YDS	AVG	NET	TB	IN-20	LG	BLK
Dave Lewis	68	2790	41.0	—	4	—	60	0
BENGALS	68	2790	41.0	—	4	—	60	0
OPPONENTS	77	3214	41.7	—	—	—	—	—

PUNT RETURNS	NO	FC	YDS	AVG	LG	TD
Lemar Parrish	25	1	200	8.0	47	0
Tommy Casanova	15	6	119	7.9	27	0
Lyle Blackwood	4	5	12	3.0	4	0
Dave Lewis	1	2	2	2.0	2	0
BENGALS	45	14	333	7.4	47	0
OPPONENTS	27	—	123	4.6	—	0

KICKOFF RETURNS	NO	YDS	AVG	LG	TD
Bernard Jackson	21	520	24.8	41	0
Joe Wilson	8	173	21.6	27	0
Lemar Parrish	7	143	20.4	29	0
Dave Lewis	2	40	20.0	27	0
Bruce Coslet	1	0	0.0	0	0
BENGALS	39	876	22.5	41	0
OPPONENTS	42	1170	27.9	103t	1

FIELD GOALS	1-19	20-29	30-39	40-49	50+
Horst Muhlmann	5-5	6-7	5-9	4-6	1-4
BENGALS	5-5	6-7	5-9	4-6	1-4

Horst Muhlmann: (21G), (39N, 27G, 51N), (42N, 34N, 26N), (38G), (41G, 20G, 52N, 20G, 19G), (32N, 57N), (41G, 17G), (29G), (35G, 33N, 36G, 47N, 33G), (16G, 51G), (—), (22G, 38G), (45G, 10G), (40G, 11G).

USUAL STARTERS

OFFENSE		DEFENSE	
WR	Tim George, Charlie Joiner, Chip Myers	LDE	Royce Berry
		LDT	Mike Reid
		RDT	Ron Carpenter
LOT	Rufus Mayes	RDE	Sherman White
LG	Howard Fest	LLB	Al Beauchamp
C	Bob Johnson	MLB	Bill Bergey
RG	Pat Matson	RLB	Ron Pritchard
ROT	Vernon Holland	LCB	Lemar Parrish
TE	Bob Trumpy	RCB	Ken Riley
WR	Isaac Curtis	LS	Neal Craig
QB	Ken Anderson	RS	Tommy Casanova
HB	Essex Johnson		
FB	Boobie Clark		

DEFENSE	ST	AT	TT	SKS-YDS	INT-YDS	PD	FF	FR-YDS
(NA*)	—	—	—	—	—	—	—	—

* NOTE: Time of possession was not recorded until 1977.

** NOTE: Overtime was not employed for regular-season games in the NFL until 1974.

*** NOTE: The two-point conversion was not instituted in the NFL until 1994.

^ NOTE: Regular-season defensive statistics were not kept regularly until 1976.

1974 STATISTICS

RECORD: 7-7-0

HEAD COACH: PAUL BROWN

DATE	W-L	SCORE	OPPONENT	ATTENDANCE
9-15-74	W	33-7	CLEVELAND	53,113
9-22-74	L	17-20	SAN DIEGO	51,178
9-29-74	W	21-3	at San Francisco	49,895
10-6-74	W	28-17	WASHINGTON	56,175
10-13-74	W	34-24	at Cleveland	70,897
10-20-74	L	27-30	at Oakland	51,821
10-27-74	L	21-34	HOUSTON	55,434
11-3-74	W	24-14	at Baltimore	36,110
11-10-74	W	17-10	PITTSBURGH	57,532
11-17-74	L	3-20	at Houston	44,054
11-24-74	W	33-6	KANSAS CITY	49,777
12-2-74	L	3-24	at Miami	71,962
12-8-74	L	19-23	DETROIT	45,159
12-14-74	L	3-27	at Pittsburgh	42,878

TEAM STATISTICS	BENGALS	OPPONENTS
TOTAL FIRST DOWNS	260	256
Rushing	115	127
Passing	131	109
Penalty	14	20
3rd Down: Made-Att	—	—
3rd Down Pct.	—	—
4th Down: Made-Att	—	—
4th Down Pct.	—	—
POSSESSION AVG.	(NA)	(NA)
TOTAL NET YARDS	4489	3942
Avg. Per Game	320.6	281.6
Total Plays	835	892
Avg. Per Play	5.4	4.4
NET YARDS RUSHING	1978	2152
Avg. Per Game	141.3	153.7
Total Rushes	445	497
NET YARDS PASSING	2511	1790
Avg. Per Game	179.4	127.9
Sacked-Yards Lost	37-293	36-320
Gross Yards	2804	2110
Att.-Completions	353-224	359-186
Completion Pct.	63.5	51.8
Had Intercepted	13	9
PUNTS-AVG.	66-40.9	81-37.8
Net Punting Avg.	—	—
PENALTIES-YARDS	78-653	77-640
FUMBLES-BALLS LOST	27-18	23-11
TOUCHDOWNS	36	30
Rushing	14	16
Passing	18	13
Returns	4	1

SCORE BY PERIODS	1	2	3	4	OT	PTS
BENGALS	50	95	60	78	0	283
OPPONENTS	37	63	70	89	0	259

SCORING	TD	TD-R	TD-P	TD-Rt	PAT	FG	S	PTS
Horst Muhlmann	0	0	0	0	32-35	11-18	0	65
Isaac Curtis	10	0	10	0	—	—	0	60
Boobie Clark	6	5	1	0	—	—	0	36
Ed Williams	4	3	1	0	—	—	0	24
Lemar Parrish	3	0	0	3	—	—	0	18
Ken Anderson	2	2	0	0	—	—	0	12
Doug Dressler	2	2	0	0	—	—	0	12
Lenvil Elliott	2	1	1	0	—	—	0	12
Bob Trumpy	2	0	2	0	—	—	0	12
Wayne Clark	1	1	0	0	—	—	0	6
Essex Johnson	1	0	1	0	—	—	0	6
Charlie Joiner	1	0	1	0	—	—	0	6
Bob Maddox	1	0	0	1	—	—	0	6
Chip Myers	1	0	1	0	—	—	0	6
Ron Carpenter	0	0	0	0	—	—	1	2
BENGALS	36	14	18	4	32-36	11-18	1	283
OPPONENTS	30	16	13	1	28-30	17-22	0	259

Two-point conversions: (NA**).

PASSING	ATT	CMP	YDS	CMP%	YDS/ATT	TD	TD%	INT	INT%	LG	SKD-YDS	RAT
Ken Anderson	328	213	2667	64.9	8.13	18	5.5	10	3.0	77t	36-292	95.7
Wayne Clark	22	9	98	40.9	4.45	0	0.0	3	13.6	19	1-1	15.2
Dave Green	2	1	22	50.0	11.00	0	0.0	0	0.0	22	0-0	89.6
Lenvil Elliott	1	1	17	100.0	17.00	0	0.0	0	0.0	17	0-0	118.8
BENGALS	353	224	2804	63.5	7.94	18	5.1	13	3.7	77t	37-293	89.7
OPPONENTS	359	186	2110	51.8	5.88	13	3.6	9	2.5	64	36-320	71.4

RUSHING	ATT	YDS	AVG	LG	TD
Charlie Davis	72	375	5.2	29	0
Lenvil Elliott	68	345	5.1	26	1
Ken Anderson	43	314	7.3	20	2
Boobie Clark	99	312	3.2	22	5
Doug Dressler	72	255	3.5	17	2
Ed Williams	58	238	4.1	18	3
Isaac Curtis	8	62	7.8	20	0
Essex Johnson	19	44	2.3	11	0
Charlie Joiner	4	20	5.0	8	0
Wayne Clark	1	8	8.0	8t	1
John McDaniel	1	5	5.0	5	0
BENGALS	445	1978	4.4	29	14
OPPONENTS	497	2152	4.3	54	16

RECEIVING	REC	YDS	AVG	LG	TD
Chip Myers	32	383	12.0	22	1
Isaac Curtis	30	633	21.1	77t	10
Doug Dressler	29	196	6.8	23	0
Charlie Joiner	24	390	16.3	65t	1
Boobie Clark	23	194	8.4	23	1
Bob Trumpy	21	330	15.7	41	2
Charlie Davis	19	171	9.0	32	0
Lenvil Elliott	18	187	10.4	28t	1
Ed Williams	13	98	7.5	19t	1
Essex Johnson	8	85	10.6	27t	1
John McDaniel	2	79	39.5	60	0
Bruce Coslet	2	24	12.0	18	0
Bernard Jackson	1	22	22.0	22	0
Al Chandler	1	9	9.0	9	0
Bob Johnson	1	3	3.0	3	0
BENGALS	224	2804	12.5	77t	18
OPPONENTS	186	2110	11.3	64	13

INTERCEPTIONS	NO	YDS	AVG	LG	TD
Ken Riley	5	33	6.6	19	0
Tommy Casanova	2	26	13.0	26	0
Al Beauchamp	1	34	34.0	34	0
Bernard Jackson	1	17	17.0	17	0
BENGALS	9	110	12.2	34	0
OPPONENTS	13	140	10.8	40	0

PUNTING	NO	YDS	AVG	NET	TB	IN-20	LG	BLK
Dave Green	66	2701	40.9	—	10	—	53	0
BENGALS	66	2701	40.9	—	10	—	53	0
OPPONENTS	81	3061	37.8	—	—	—	—	—

PUNT RETURNS	NO	FC	YDS	AVG	LG	TD
Tommy Casanova	24	2	265	11.0	74	0
Lemar Parrish	18	1	338	18.8	90t	2
Lyle Blackwood	10	3	29	2.9	11	0
BENGALS	52	6	632	12.2	90t	2
OPPONENTS	41	—	457	11.1	—	0

KICKOFF RETURNS	NO	YDS	AVG	LG	TD
Bernard Jackson	29	682	23.5	45	0
Charlie Davis	12	243	20.3	28	0
John McDaniel	3	64	21.3	24	0
Tommy Casanova	1	48	48.0	48	0
Lemar Parrish	2	36	18.0	21	0
Ed Williams	2	33	16.5	22	0
Doug Dressler	3	32	10.7	18	0
Lyle Blackwood	1	17	17.0	17	0
Lenvil Elliott	1	2	2.0	2	0
BENGALS	54	1157	21.4	48	0
OPPONENTS	55	1198	21.8	—	0

FIELD GOALS	1-19	20-29	30-39	40-49	50+
Horst Muhlmann	1-1	2-2	5-9	3-6	0-0
BENGALS	1-1	2-2	5-9	3-6	0-0

Horst Muhlmann: (32G), (34N, 34G), (—), (—), (45N), (—), (—), (40B, 18G, 33B), (30G), (28G, 46N), (39N), (29G), (42G, 34G, 40G, 47G), (38B, 32G).

USUAL STARTERS

OFFENSE		DEFENSE	
WR	Isaac Curtis	LDE	Ken Johnson
LOT	Rufus Mayes	LDT	Mike Reid
LG	Howard Fest	RDT	Ron Carpenter
C	Bob Johnson	RDE	Sherman White
RG	John Shinnars,	LLB	Al Beauchamp
	Pat Matson	MLB	Doug Adams,
ROT	Stan Walters		Jim LeClair,
TE	Bob Trumpy		Ken Avery
WR	Charlie Joiner	RLB	Ron Pritchard
QB	Ken Anderson	LCB	Lemar Parrish
RB	Charlie Davis	RCB	Ken Riley
RB	Boobie Clark	LS	Bernard Jackson
		RS	Tommy Casanova

DEFENSE	ST	AT	TT	SKS-YDS	INT-YDS	PD	FF	FR-YDS
(NA**)	—	—	—	—	—	—	—	—

* NOTE: Time of possession was not recorded until 1977.

** NOTE: The two-point conversion was not instituted in the NFL until 1994.

*** NOTE: Regular-season defensive statistics were not kept regularly until 1976.

1975 STATISTICS

RECORD: 11-3-0

HEAD COACH: PAUL BROWN

(BENGALS WERE WILD CARD QUALIFIER; SEE POSTSEASON PORTION OF TEAM HISTORY SECTION FOR POSTSEASON STATS)

DATE	W-L	SCORE	OPPONENT	ATTENDANCE
9-21-75	W	24-17	CLEVELAND	52,874
9-28-75	W	21-0	at New Orleans	52,531
10-5-75	W	21-19	at Houston	45,321
10-12-75	W	27-10	NEW ENGLAND	51,220
10-19-75	W	14-10	OAKLAND	48,122
10-26-75	W	21-14	at Atlanta	45,811
11-2-75	L	24-30	PITTSBURGH	58,418
11-9-75	W	17-16	at Denver	49,919
11-17-75	W	33-24	BUFFALO	56,666
11-23-75	L	23-35	at Cleveland	56,427
11-30-75	W	23-19	HOUSTON	46,128
12-7-75	W	31-0	at Philadelphia	56,984
12-13-75	L	14-35	at Pittsburgh	48,889
12-21-75	W	47-17	SAN DIEGO	46,474

TEAM STATISTICS	BENGALS	OPPONENTS
TOTAL FIRST DOWNS	295	241
Rushing	107	115
Passing	166	107
Penalty	22	19
3rd Down: Made-Att.	—	—
3rd Down Pct.	—	—
4th Down: Made-Att.	—	—
4th Down Pct.	—	—
POSSESSION AVG.	(*NA)	(*NA)
TOTAL NET YARDS	5060	3923
Avg. Per Game	361.4	280.2
Total Plays	966	889
Avg. Per Play	5.2	4.4
NET YARDS RUSHING	1819	2194
Avg. Per Game	129.9	156.7
Total Rushes	499	473
NET YARDS PASSING	3241	1729
Avg. Per Game	231.5	123.5
Sacked-Yards Lost	34-256	27-272
Gross Yards	3497	2001
Att.-Completions	433-255	389-175
Completion Pct.	58.9	45.0
Had Intercepted	14	22
PUNTS-AVG.	68-39.0	77-40.9
Net Punting Avg.	—	—
PENALTIES-YARDS	88-783	91-824
FUMBLES-BALLS LOST	31-20	39-22
TOUCHDOWNS	45	30
Rushing	20	15
Passing	23	11
Returns	2	4

SCORE BY PERIODS	1	2	3	4	OT	PTS
BENGALS	84	120	54	82	0	340
OPPONENTS	36	77	68	65	0	246

SCORING	TD	TD-R	TD-P	TD-Rt	PAT	FG	S	PTS
Dave Green	0	0	0	40-45	10-21	0	70	
Stan Fritts	10	8	2	0	—	0	60	
Isaac Curtis	7	0	7	0	—	0	42	
Charlie Joiner	5	0	5	0	—	0	30	
Boobie Clark	4	4	0	0	—	0	24	
Lenvil Elliott	4	1	3	0	—	0	24	
Chip Myers	3	0	3	0	—	0	18	
Ed Williams	3	2	1	0	—	0	18	
Ken Anderson	2	2	0	0	—	0	12	
Essex Johnson	2	1	1	0	—	0	12	
John Reaves	2	2	0	0	—	0	12	
Marvin Cobb	1	0	0	1	—	0	6	
Ken Riley	1	0	0	1	—	0	6	
Bob Trumpy	1	0	1	0	—	0	6	
BENGALS	45	20	23	2	40-45	10-21	0	340
OPPONENTS	30	15	11	4	26-30	12-14	2	246

Two-point conversions: (NA**).

PASSING	ATT	CMP	YDS	CMP%	YDS/ATT	TD	TD%	INT	INT%	LG	SKD-YDS	RAT
Ken Anderson	377	228	3169	60.5	8.41	21	5.6	11	2.9	55	32-247	93.9
John Reaves	51	25	297	49.0	5.82	2	3.9	3	5.9	51	2-9	55.8
Stan Fritts	4	2	31	50.0	7.75	0	0.0	0	0.0	16	0-0	76.0
Dave Green	1	0	0	0.0	0.00	0	0.0	0	0.0	—	0-0	39.6
BENGALS	433	255	3497	58.9	8.08	23	5.3	14	3.2	55	34-256	89.0
OPPONENTS	389	175	2001	45.0	5.14	11	2.8	22	5.7	48	27-272	46.9

RUSHING	ATT	YDS	AVG	LG	TD
Boobie Clark	167	594	3.6	17	4
Stan Fritts	94	375	4.0	22	8
Lenvil Elliott	71	308	4.3	27	1
Ken Anderson	49	188	3.8	29	2
Essex Johnson	58	177	3.1	15	1
Ed Williams	35	136	3.9	19	2
Champ Henson	11	38	3.5	8	0
John Reaves	6	13	2.2	9	2
Bruce Coslet	1	1	1.0	1	0
John McDaniel	1	-2	-2.0	-2	0
Isaac Curtis	6	-9	-1.5	14	0
BENGALS	499	1819	3.6	29	20
OPPONENTS	473	2194	4.6	55	15

RECEIVING	REC	YDS	AVG	LG	TD
Isaac Curtis	44	934	21.2	55	7
Boobie Clark	42	334	8.0	27	0
Charlie Joiner	37	726	19.6	51	5
Chip Myers	36	527	14.6	34t	3
Essex Johnson	25	196	7.8	30	1
Bob Trumpy	22	276	12.5	35t	1
Lenvil Elliott	20	196	9.8	31	3
Bruce Coslet	10	117	11.7	18	0
Ed Williams	10	96	9.6	20	1
Stan Fritts	6	63	10.5	17t	2
Jack Novak	2	34	17.0	19	0
Champ Henson	1	-2	-2.0	-2	0
BENGALS	255	3497	13.7	55	23
OPPONENTS	175	2001	11.4	48	11

INTERCEPTIONS	NO	YDS	AVG	LG	TD
Ken Riley	6	76	12.7	30t	1
Bernard Jackson	5	97	19.4	34	0
Marvin Cobb	4	116	29.0	52t	1
Jim LeClair	3	25	8.3	21	0
Lyle Blackwood	2	44	22.0	40	0
Ricky Davis	1	26	26.0	26	0
Lemar Parrish	1	26	26.0	26	0
BENGALS	22	410	18.6	52t	2
OPPONENTS	14	244	17.4	65	1

PUNTING	NO	YDS	AVG	NET	TB	IN-20	LG	BLK
Dave Green	68	2655	39.0	—	6	—	57	1
BENGALS	68	2655	39.0	—	6	—	57	1
OPPONENTS	77	3150	40.7	—	—	—	—	—

PUNT RETURNS	NO	FC	YDS	AVG	LG	TD
Lyle Blackwood	23	0	123	5.3	31	0
Lemar Parrish	13	1	83	6.4	34	0
Tommy Casanova	11	2	60	5.5	12	0
Marvin Cobb	1	3	1	1.0	1	0
BENGALS	48	6	267	5.6	34	0
OPPONENTS	42	—	386	9.2	—	1

KICKOFF RETURNS	NO	YDS	AVG	LG	TD
Bernard Jackson	25	587	23.5	39	0
Lenvil Elliott	13	272	20.9	46	0
Lemar Parrish	4	114	28.5	64	0
John McDaniel	3	69	23.0	26	0
Brad Cousino	1	0	0.0	0	0
BENGALS	46	1042	22.7	64	0
OPPONENTS	66	1558	23.6	—	0

FIELD GOALS	1-19	20-29	30-39	40-49	50+
Dave Green	1-1	5-8	1-7	3-5	0-0
BENGALS	1-1	5-8	1-7	3-5	0-0

Dave Green: (44G, 29N), (33N), (—), (21G, 29G), (37N), (41N), (23G), (45G, 28N, 35N), (28G, 18G, 37N), (21G, 25N), (33G), (37N), (48G), (36N, 47N), (—).

USUAL STARTERS

OFFENSE		DEFENSE	
WR	Isaac Curtis	LDE	Ken Johnson
LOT	Rufus Mayes	LDT	Bob Brown
LG	Howard Fest	RDT	Ron Carpenter
C	Bob Johnson	RDE	Sherman White
RG	Dave Lapham	LLB	Al Beauchamp
ROT	Vernon Holland	MLB	Jim LeClair
TE	Bob Trumpy	RLB	Ron Pritchard
WR	Charlie Joiner	LCB	Lemar Parrish
QB	Ken Anderson	RCB	Ken Riley
HB	Stan Fritts	LS	Tommy Casanova
	Lenvil Elliott	RS	Bernard Jackson
FB	Boobie Clark		

DEFENSE	ST	AT	TT	SKS-YDS	INT-YDS	PD	FF	FR-YDS
(NA**)	—	—	—	—	—	—	—	—

* NOTE: Time of possession was not recorded until 1977.

** NOTE: The two-point conversion was not instituted in the NFL until 1994.

*** NOTE: Regular-season defensive statistics were not kept regularly until 1976.

1976 STATISTICS

RECORD: 10-4-0

HEAD COACH: BILL JOHNSON

DATE	W-L	SCORE	OPPONENT	ATTENDANCE
9-12-76	W	17-7	DENVER	53,464
9-19-76	L	27-28	at Baltimore	50,374
9-26-76	W	28-7	GREEN BAY	44,103
10-3-76	W	45-24	at Cleveland	75,817
10-10-76	W	21-0	TAMPA BAY	49,700
10-17-76	L	6-23	at Pittsburgh	48,311
10-24-76	W	27-7	at Houston	45,499
10-31-76	W	21-6	CLEVELAND	54,776
11-8-76	W	20-12	LOS ANGELES	52,480
11-14-76	W	31-27	HOUSTON	53,243
11-21-76	W	27-24	at Kansas City	46,259
11-28-76	L	3-7	PITTSBURGH	55,142
12-6-76	L	20-35	at Oakland	52,430
12-12-76	W	42-3	at N.Y. Jets	31,067

TEAM STATISTICS		BENGALS	OPPONENTS
TOTAL FIRST DOWNS		238	234
Rushing		114	116
Passing		110	103
Penalty		14	15
3rd Down: Made-Att		—	—
3rd Down Pct.		—	—
4th Down: Made-Att		—	—
4th Down Pct.		—	—
POSSESSION AVG.	(NA)	(NA)	(NA)
TOTAL NET YARDS		4300	3670
Avg. Per Game		307.1	262.1
Total Plays		878	930
Avg. Per Play		4.9	3.9
NET YARDS RUSHING		2109	1912
Avg. Per Game		150.6	136.6
Total Rushes		481	520
NET YARDS PASSING		2191	1758
Avg. Per Game		156.5	125.6
Sacked-Yards Lost		37-252	46-444
Gross Yards		2443	2202
Att.-Completions		360-187	364-177
Completion Pct.		51.9	48.6
Had Intercepted		15	26
PUNTS-AVG.		76-39.5	86-38.2
Net Punting Avg.		33.6	32.6
PENALTIES-YARDS		79-700	90-768
FUMBLES-BALLS LOST		38-20	34-15
TOUCHDOWNS		42	25
Rushing		15	11
Passing		21	13
Returns		6	1

SCORE BY PERIODS	1	2	3	4	OT	PTS
BENGALS	91	85	91	68	0	335
OPPONENTS	44	63	49	54	0	210

SCORING	TD	TD-R	TD-P	TD-Rt	PAT	FG	S	PTS
Chris Bahr	0	0	0	0	39-42	14-27	0	81
Boobie Clark	8	7	1	0	—	—	0	48
Bob Trumphy	7	0	7	0	—	—	0	42
Isaac Curtis	6	0	6	0	—	—	0	36
Tommy Casanova	3	0	0	3	—	—	0	18
Lenvil Elliott	3	0	3	0	—	—	0	18
Stan Fritts	3	3	0	0	—	—	0	18
Archie Griffin	3	3	0	0	—	—	0	18
Bruce Coslet	2	0	2	0	—	—	0	12
Ken Anderson	1	1	0	0	—	—	0	6
Tony Davis	1	1	0	0	—	—	0	6
John McDaniel	1	0	1	0	—	—	0	6
Melvin Morgan	1	0	0	1	—	—	0	6
Chip Myers	1	0	1	0	—	—	0	6
Ken Riley	1	0	0	1	—	—	0	6
Willie Shelby	1	0	0	1	—	—	0	6
Coy Bacon	0	0	0	0	—	—	1	2
BENGALS	42	15	21	6	39-42	14-27	1	335
OPPONENTS	25	11	13	1	24-55	12-22	0	210

Two-point conversions: (NA**).

PASSING	ATT	CMP	YDS	CMP%	YDS/ATT	TD	TD%	INT	INT%	LG	SKD-YDS	RAT
Ken Anderson	338	179	2367	53.0	7.00	19	5.6	14	4.1	85t	34-235	76.9
John Reaves	22	8	76	36.4	3.45	2	9.1	1	4.5	19	3-17	58.1
BENGALS	360	187	2443	51.9	6.79	21	5.8	15	4.2	85t	37-252	75.7
OPPONENTS	364	177	2202	48.6	6.05	13	3.6	26	7.1	68t	46-444	-50.0

RUSHING	ATT	YDS	AVG	LG	TD
Boobie Clark	151	671	4.4	24	7
Archie Griffin	138	625	4.5	77t	3
Lenvil Elliott	69	276	4.0	24	0
Stan Fritts	47	200	4.3	13	3
Tony Davis	36	178	4.9	16	1
Ken Anderson	31	134	4.3	25	1
Isaac Curtis	3	29	9.7	19	0
Willie Shelby	5	9	1.8	3	0
Billy Brooks	1	-13	-13.0	-13	0
BENGALS	481	2109	4.4	77t	15
OPPONENTS	520	1912	3.7	29	11

RECEIVING	REC	YDS	AVG	LG	TD
Isaac Curtis	41	766	18.7	85t	6
Boobie Clark	23	158	6.9	19	1
Lenvil Elliott	22	188	8.5	29t	3
Bob Trumphy	21	323	15.4	48t	7
Chip Myers	17	267	15.7	63	1
Billy Brooks	16	191	11.9	25	0
Archie Griffin	16	138	8.6	23	0
John McDaniel	12	232	19.3	46	1
Stan Fritts	9	75	8.3	19	0
Bruce Coslet	5	73	14.6	32	2
Tony Davis	4	29	7.3	11	0
Willie Shelby	1	3	3.0	3	0
BENGALS	187	2443	13.1	85t	21
OPPONENTS	177	2202	12.4	68t	13

INTERCEPTIONS	NO	YDS	AVG	LG	TD
Ken Riley	9	141	15.7	53t	1
Tommy Casanova	5	109	21.8	33t	2
Marvin Cobb	3	55	18.3	28	0
Lemar Parrish	2	0	0.0	0	0
Bo Harris	2	-3	-1.5	0	0
Reggie Williams	1	17	17.0	17	0
Jim LeClair	1	9	9.0	9	0
Chris Devlin	1	2	2.0	2	0
Bernard Jackson	1	0	0.0	0	0
Ron Pritchard	1	0	0.0	0	0
BENGALS	26	330	12.7	53t	3
OPPONENTS	15	102	6.8	29	0

PUNTING	NO	YDS	AVG	NET	TB	IN-20	LG	BLK
Pat McNally	76	2999	39.5	33.6	6	12	61	0
BENGALS	76	2999	39.5	33.6	6	12	61	0
OPPONENTS	86	3287	38.2	32.6	7	18	74	0

PUNT RETURNS	NO	FC	YDS	AVG	LG	TD
Willie Shelby	21	4	162	7.7	30	0
Lemar Parrish	20	2	122	6.1	32	0
Tommy Casanova	10	2	45	4.5	15	0
Marvin Cobb	3	2	14	4.7	7	0
Tony Davis	0	3	0	—	—	0
BENGALS	54	13	343	6.4	32	0
OPPONENTS	41	—	323	7.9	—	1

KICKOFF RETURNS	NO	YDS	AVG	LG	TD
Willie Shelby	30	761	25.4	97t	1
Lenvil Elliott	5	98	19.6	22	0
Lemar Parrish	3	62	20.7	28	0
Archie Griffin	3	56	18.7	23	0
Ron Hunt	2	24	12.0	17	0
Tony Davis	4	21	5.3	12	0
Melvin Morgan	1	14	14.0	14	0
Stan Fritts	1	10	10.0	10	0
BENGALS	49	1046	21.3	97t	1
OPPONENTS	66	1616	24.5	—	0

FIELD GOALS	1-19	20-29	30-39	40-49	50+
Chris Bahr	1-1	6-8	2-4	3-8	2-6
BENGALS	1-1	6-8	2-4	3-8	2-6

Chris Bahr: (21G, 44N, 46N), (51G, 26G), (38B, 50N, 45B, 40N), (40G), (22N), (22G, 19G, 34N), (28G, 34G, 46N), (28N), (50N), (50G), (51N), (40G), (50N), (33G, 47G, 20G, 25G).

USUAL STARTERS

OFFENSE		DEFENSE	
WR	Billy Brooks	LDE	Gary Burley
LOT	Rufus Mayes	LDT	Bob Brown
LG	John Shiners	RDT	Ron Carpenter
C	Bob Johnson	RDE	Coy Bacon
RG	Dave Lapham	LLB	Bo Harris
ROT	Vernon Holland	MLB	Jim LeClair
TE	Bob Trumphy	RLB	Reggie Williams
WR	Isaac Curtis	LCB	Lemar Parrish
QB	Ken Anderson	RCB	Ken Riley
HB	Archie Griffin	LS	Tommy Casanova
FB	Boobie Clark	RS	Marvin Cobb, Bernard Jackson

DEFENSE***	ST	AT	TT	SKS-YDS	INT-YDS	PD	FF	FR-YDS
Reggie Williams	83	23	106	2-24	1-17	7	0	0-0
Jim LeClair	81	25	106	0-0	1-9	3	1	0-0
Gary Burley	69	11	80	10-90.5	0-0	1	1	1-0
Bo Harris	54	15	69	1.5-5.5	2-(-3)	4	3	1-(-2)
Bob Brown	55	10	65	2-21	0-0	0	1	1-0
Ron Carpenter	50	15	65	5.5-54	0-0	3	0	2-0
Coy Bacon	52	10	62	22-217	0-0	2	5	2-48
Marvin Cobb	36	7	43	0-0	3-55	5	0	0-0
Lemar Parrish	36	7	43	0-0	2-0	12	0	0-0
Bernard Jackson	30	5	35	0-0	1-0	8	0	3-13
Glenn Cameron	27	6	33	0-0	0-0	1	0	0-0
Tommy Casanova	25	6	31	0-0	5-109	7	0	1-25
Ken Riley	28	2	30	0-0	9-141	14	0	2-0
Melvin Morgan	19	3	22	0-0	0-0	3	0	1-32
Chris Devlin	15	4	19	0-0	1-2	1	0	0-0
Scott Perry	14	3	17	0-0	0-0	2	0	1-0
Ron Pritchard	14	1	15	1-12	1-0	1	1	0-0
Tony Davis	9	2	11	0-0	0-0	0	0	0-0
Greg Fairchild	5	2	7	0-0	0-0	0	0	0-0
Ken Johnson	5	2	7	1-10	0-0	2	0	0-0
Bill Kollar	5	0	5	1-10	0-0	1	0	0-0
Willie Shelby	5	0	5	0-0	0-0	0	0	0-0
Bob Johnson	3	1	4	0-0	0-0	0	0	0-0
Dave Lapham	3	0	3	0-0	0-0	0	0	0-0
John McDaniel	3	0	3	0-0	0-0	0	0	0-0
Stan Fritts	2	0	2	0-0	0-0	0	0	0-0
Ron Hunt	2	0	2	0-0	0-0	0	0	0-0
Chip Myers	2	0	2	0-0	0-0	0	0	0-0
Bruce Coslet	1	1	2	0-0	0-0	0	0	0-0
Glenn Bujnoch	1	0	1	0-0	0-0	0	0	0-0
Boobie Clark	1	0	1	0-0	0-0	0	0	0-0
Lenvil Elliott	1	0	1	0-0	0-0	0	0	0-0
John Shiners	1	0	1	0-0	0-0	0	0	0-0

BLOCKED KICKS	BP	BFG	BXP
Coy Bacon	0	1	0
Ron Carpenter	0	1	0
Melvin Morgan	0	1	0

* NOTE: Time of possession was not recorded until 1977.

** NOTE: The two-point conversion was not instituted in the NFL until 1994.

*** NOTE: It was not standard practice to separate the three types of defensive statistics — defense, special teams and miscellaneous — until 1988. Thus, the defensive statistics listed above include the combined totals of all three types. All defensive statistics above are press box statistics produced at the games.

1977 STATISTICS

RECORD: 8-6-0

HEAD COACH: BILL JOHNSON

DATE	W-L	SCORE	OPPONENT	ATTENDANCE
9-18-77	L	3-13	CLEVELAND	52,847
9-25-77	W	42-20	SEATTLE	45,579
10-2-77	L	3-24	at San Diego	40,352
10-9-77	W	17-7	at Green Bay	53,653
10-17-77	L	14-20	at Pittsburgh	47,950
10-23-77	L	13-24	DENVER	54,395
10-30-77	W	13-10 (OT)	HOUSTON	53,194
11-6-77	W	10-7	at Cleveland	81,932
11-13-77	L	10-42	at Minnesota	45,371
11-20-77	W	23-17	MIAMI	46,733
11-27-77	W	30-13	N.Y. GIANTS	32,705
12-4-77	W	27-7	at Kansas City	38,488
12-10-77	W	17-10	PITTSBURGH	36,133
12-18-77	L	16-21	at Houston	46,212

TEAM STATISTICS	BENGALS	OPPONENTS
TOTAL FIRST DOWNS	248	253
Rushing	110	113
Passing	112	113
Penalty	26	27
3rd Down: Made-Att	—	—
3rd Down Pct.	—	—
4th Down: Made-Att	—	—
4th Down Pct.	—	—
POSSESSION AVG.	(*29:20)	(*30:40)
TOTAL NET YARDS	4194	4124
Avg. Per Game	299.6	294.6
Total Plays	904	901
Avg. Per Play	4.6	4.6
NET YARDS RUSHING	1861	1897
Avg. Per Game	132.9	135.5
Total Rushes	488	525
NET YARDS PASSING	2333	2227
Avg. Per Game	166.6	159.1
Sacked-Yards Lost	31-217	25-226
Gross Yards	2550	2453
Att.-Completions	385-192	351-196
Completion Pct.	49.9	55.8
Had Intercepted	16	16
PUNTS-AVG.	70-41.3	72-37.6
Net Punting Avg.	36.7	31.9
PENALTIES-YARDS	89-859	103-788
FUMBLES-BALLS LOST	37-16	34-23
TOUCHDOWNS	26	29
Rushing	10	15
Passing	12	14
Returns	4	0

SCORE BY PERIODS	1	2	3	4	OT	PTS
BENGALS	75	71	35	54	3	238
OPPONENTS	38	97	36	64	0	235

SCORING	TD	TD-R	TD-P	TD-Rt	PAT	FG	S	PTS
Chris Bahr	0	0	0	0	25-26	19-27	0	82
Billy Brooks	4	0	4	0	—	—	0	24
Pete Johnson	4	4	0	0	—	—	0	24
Pat McNally	3	0	3	0	—	—	0	18
Ken Anderson	2	2	0	0	—	—	0	12
Isaac Curtis	2	0	2	0	—	—	0	12
Tony Davis	2	2	0	0	—	—	0	12
Reggie Williams	2	0	0	2	—	—	0	12
Glenn Bujnoch	1	1	0	0	—	—	0	6
Boobie Clark	1	1	0	0	—	—	0	6
Jim Corbett	1	0	1	0	—	—	0	6
Lenvil Elliott	1	0	1	0	—	—	0	6
Lemar Parrish	1	0	0	1	—	—	0	6
Willie Shelby	1	0	0	1	—	—	0	6
Bob Trumpy	1	0	1	0	—	—	0	6
BENGALS	26	10	12	4	25-26	19-27	0	238
OPPONENTS	29	15	14	0	26-29	11-18	1	235

Two-point conversions: (NA**).

RUSHING	ATT	YDS	AVG	LG	TD
Pete Johnson	153	585	3.8	65	4
Archie Griffin	137	549	4.0	31	0
Lenvil Elliott	65	269	4.1	32	0
Boobie Clark	68	226	3.3	10t	1
Ken Anderson	26	128	4.9	17t	2
Tony Davis	27	81	3.0	13	2
Tommy Casanova	1	20	20.0	20	0
Glenn Bujnoch	1	4	4.0	4t	1
Pat McNally	1	4	4.0	4	0
Marvin Cobb	1	0	0.0	0	0
John Reaves	5	0	0.0	0	0
Jim Corbett	1	-1	-1.0	-1	0
Billy Brooks	2	-4	-2.0	4	0
BENGALS	488	1861	3.8	65	10
OPPONENTS	525	1897	3.6	38	15

RECEIVING	REC	YDS	AVG	LG	TD
Billy Brooks	39	772	19.8	94t	4
Lenvil Elliott	29	238	8.2	33	1
Archie Griffin	28	240	8.6	24	0
Isaac Curtis	20	338	16.9	54	2
Bob Trumpy	18	251	13.9	32	1
Pat McNally	17	258	15.2	43t	3
John McDaniel	12	148	12.3	31	0
Tony Davis	9	83	9.2	28	0
Jim Corbett	7	127	18.1	47t	1
Boobie Clark	7	33	4.7	11	0
Pete Johnson	5	49	9.8	21	0
Rick Walker	1	13	13.0	13	0
BENGALS	192	2550	13.3	94t	12
OPPONENTS	196	2453	12.5	82t	14

INTERCEPTIONS	NO	YDS	AVG	LG	TD
Lemar Parrish	3	95	31.7	47t	1
Reggie Williams	3	67	22.3	54t	1
Marvin Cobb	2	37	18.5	34	0
Bo Harris	2	17	8.5	10	0
Ken Riley	2	14	7.0	14	0
Jim LeClair	2	8	4.0	8	0
Tommy Casanova	1	0	0.0	0	0
Melvin Morgan	1	0	0.0	0	0
BENGALS	16	238	14.9	54t	2
OPPONENTS	16	192	12.0	41	0

PUNTING	NO	YDS	AVG	NET	TB	IN-20	LG	BLK
Pat McNally	67	2802	41.8	36.4	3	16	67	1
Chris Bahr	2	88	44.0	47.5	0	2	45	0
BENGALS	70	2890	41.3	36.7	3	18	67	1
OPPONENTS	75	2822	37.6	31.9	5	17	63	2

PUNT RETURNS	NO	FC	YDS	AVG	LG	TD
Tony Davis	19	6	220	11.6	70	0
Willie Shelby	11	3	54	4.9	13	0
Lemar Parrish	4	0	30	7.5	11	0
Steve Holden	3	0	14	4.7	13	0
Jerry Anderson	1	0	0	0.0	0	0
Tommy Casanova	1	1	6	6.0	6	0
Marvin Cobb	1	0	4	4.0	4	0
Reggie Williams	1	0	0	0.0	0	0
BENGALS	41	10	328	8.0	70	0
OPPONENTS	38	—	260	6.8	—	0

KICKOFF RETURNS	NO	YDS	AVG	LG	TD
Willie Shelby	19	403	21.2	38	0
Archie Griffin	9	192	21.3	31	0
Jerry Anderson	8	129	16.1	21	0
Tony Davis	3	42	14.0	18	0
Steve Holden	2	42	21.0	24	0
Lenvil Elliott	1	23	23.0	23	0
Lemar Parrish	1	23	23.0	23	0
Marvin Cobb	1	15	15.0	15	0
Pete Johnson	1	11	11.0	11	0
Greg Fairchild	1	6	6.0	6	0
BENGALS	46	886	19.3	38	0
OPPONENTS	49	1029	21.4	—	0

FIELD GOALS	1-19	20-29	30-39	40-49	50+
Chris Bahr	1-1	10-11	4-8	4-6	0-1
BENGALS	1-1	10-11	4-8	4-6	0-1

Chris Bahr: (25G, 47N, 38N), (—), (35G), (36N, 32G), (—), (24G, 57N, 19G), (39N, 23G, 22G), (47G), (23G, 48N), (43G, 44G, 42G), (32G), (20G, 35G), (37N, 24N, 24G), (24G, 27G, 28G).

PASSING	ATT	CMP	YDS	CMP%	YDS/ATT	TD	TD%	INT	INT%	LG	SKD-YDS	RAT
Ken Anderson	323	166	2145	51.4	6.64	11	3.4	11	3.4	94t	28-197	69.7
John Reaves	59	24	383	40.7	6.49	0	0.0	5	8.5	40	2-17	27.6
Marvin Cobb	1	0	0	0.0	0.00	0	0.0	0	0.0	—	0-0	39.6
Archie Griffin	1	1	18	100.0	18.00	1	100.0	0	0.0	18t	1-3	158.3
Pat McNally	1	1	4	100.0	4.00	0	0.0	0	0.0	4	0-0	83.3
BENGALS	385	192	2550	49.9	6.62	12	3.1	16	4.2	94t	31-217	64.3
OPPONENTS	351	196	2453	55.8	6.99	14	4.0	16	4.6	82t	25-226	72.0

USUAL STARTERS

OFFENSE		DEFENSE	
WR	Isaac Curtis	LDE	Gary Burley
LOT	Rufus Mayes	LDT	Eddie Edwards
LG	John Shimmers	RDT	Wilson Whitley
	Glenn Bujnoch	RDE	Coy Bacon
C	Bob Johnson	LLB	Bo Harris
RG	Dave Lapham	MLB	Jim LeClair
ROT	Vernon Holland	RLB	Reggie Williams
TE	Bob Trumpy	LCB	Lemar Parrish
WR	Billy Brooks	RCB	Ken Riley
QB	Ken Anderson	SS	Tommy Casanova
HB	Archie Griffin	FS	Marvin Cobb
FB	Pete Johnson		

DEFENSE***	ST	AT	TT	SKS-YDS	INT-YDS	PD	FF	FR-YDS
Reggie Williams	104	16	120	0.5-7.5	3-67	2	1	2-0
Jim LeClair	82	26	108	2-21	2-8	3	0	3-0
Eddie Edwards	60	11	71	4-31	0-0	1	1	1-0
Bo Harris	50	17	67	2-20.5	2-17	9	0	0-0
Gary Burley	55	11	66	8.5-71.5	0-0	1	0	1-0
Wilson Whitley	36	13	49	0-0	0-0	5	0	1-0
Ken Riley	43	3	46	0-0	2-14	11	0	1-6
Marvin Cobb	34	8	42	0-0	2-37	4	0	0-0
Jerry Anderson	35	6	41	0-0	0-0	1	1	2-0
Coy Bacon	27	9	36	5.5-45.5	0-0	3	0	2-0
Tommy Casanova	28	6	34	0.5-5	1-0	5	1	1-0
Walter Johnson	28	4	32	1-11	0-0	0	0	0-0
Lemar Parrish	25	2	27	0-0	3-95	12	0	0-0
Melvin Morgan	24	3	27	0-0	1-0	6	0	1-0
Glenn Cameron	16	6	22	0-0	0-0	1	0	1-0
Ray Phillips	15	1	16	0-0	0-0	2	1	1-0
Tony Davis	10	2	12	0-0	0-0	0	0	1-0
Jim Corbett	8	3	11	0-0	0-0	0	0	0-0
Ken Johnson	5	2	7	1-13	0-0	0	0	0-0
Scott Perry	6	0	6	0-0	0-0	0	0	0-0
Willie Shelby	6	0	6	0-0	0-0	0	0	0-0
Steve Holden	2	2	4	0-0	0-0	0	0	1-0
Bob Johnson	2	1	3	0-0	0-0	0	0	0-0
Boobie Clark	2	0	2	0-0	0-0	0	0	0-0
Lenvil Elliott	2	0	2	0-0	0-0	0	0	1-0
Archie Griffin	2	0	2	0-0	0-0	0	0	1-0
Pete Johnson	2	0	2	0-0	0-0	0	0	0-0
Billy Brooks	1	0	1	0-0	0-0	0	0	0-0
Glenn Bujnoch	1	0	1	0-0	0-0	0	0	0-0
Isaac Curtis	1	0	1	0-0	0-0	0	0	0-0
Greg Fairchild	1	0	1	0-0	0-0	0	0	0-0
John McDaniel	1	0	1	0-0	0-0	0	0	1-0
John Reaves	1	0	1	0-0	0-0	0	0	0-0
Rick Walker	1	0	1	0-0	0-0	0	0	0-0
Mike Wells	1	0	1	0-0	0-0	0	0	1-0
Pat McNally	0	0	0	0-0	0-0	0	0	1-0

BLOCKED KICKS	BP	BFG	BXP
Jim LeClair	0	0	1
Scott Perry	1	0	0
Ray Phillips	1	0	0

* NOTE: Time of possession became an official statistic in 1977. However, the game clock at Cincinnati's Oct. 23 game vs. Denver failed, thus no time of possession was documented for that contest. Without that information, it is impossible to determine the correct time of possession averages for both Cincinnati and Denver that season. The Bengals' averages listed above include only their remaining 13 games of '77, and thus are considered incomplete and unofficial.

** NOTE: The two-point conversion was not instituted in the NFL until 1994.

*** NOTE: It was not standard practice to separate the three types of defensive statistics — defense, special teams and miscellaneous — until 1988. Thus, the defensive statistics listed above include the combined totals of all three types. All defensive statistics above are press box statistics produced at the games.

1978 STATISTICS

RECORD: 4-12-0

HEAD COACH: BILL JOHNSON (GAMES 1-5; RECORD 0-5), HOMER RICE (GAMES 6-16; RECORD 4-7)

DATE	W-L	SCORE	OPPONENT	ATTENDANCE
9-3-78	L	23-24	KANSAS CITY	41,810
9-10-78	L	10-13 (OT)	at Cleveland	72,691
9-17-78	L	3-28	PITTSBURGH	50,260
9-24-78	L	18-20	NEW ORLEANS	40,455
10-1-78	L	12-28	at San Francisco	41,107
10-9-78	L	0-21	at Miami	54,729
10-15-78	L	3-10	NEW ENGLAND	48,699
10-22-78	L	0-5	at Buffalo	47,754
10-29-78	W	28-13	HOUSTON	50,532
11-5-78	L	13-22	at San Diego	43,639
11-13-78	L	21-34	OAKLAND	51,374
11-19-78	L	6-7	at Pittsburgh	47,578
11-26-78	L	10-17	at Houston	43,245
12-3-78	W	37-7	ATLANTA	25,336
12-11-78	W	20-19	at Los Angeles	47,471
12-17-78	W	48-16	CLEVELAND	46,985

TEAM STATISTICS		BENGALS	OPPONENTS
TOTAL FIRST DOWNS		271	269
Rushing		105	121
Passing		141	118
Penalty		25	30
3rd Down: Made-Att		—	—
3rd Down Pct.		—	—
4th Down: Made-Att		—	—
4th Down Pct.		—	—
POSSESSION AVG.		29:58	30:02
TOTAL NET YARDS		4872	4632
Avg. Per Game		304.5	289.5
Total Plays		1034	1036
Avg. Per Play		4.7	4.5
NET YARDS RUSHING		2131	2396
Avg. Per Game		133.2	149.8
Total Rushes		526	607
NET YARDS PASSING		2741	2236
Avg. Per Game		171.3	139.8
Sacked-Yards Lost		38-298	33-284
Gross Yards		3039	2520
Att.-Completions		470-250	396-193
Completion Pct.		53.2	48.7
Had Intercepted		30	20
PUNTS-AVG.		95-42.4	108-41.6
Net Punting Avg.		34.1	37.1
PENALTY-YARDS		110-956	123-1074
FUMBLES-BALLS LOST		36-19	36-17
TOUCHDOWNS		29	34
Rushing		10	16
Passing		14	14
Returns		5	4

SCORE BY PERIODS	1	2	3	4	OT	PTS
BENGALS	30	79	46	97	0	252
OPPONENTS	66	106	53	56	3	284

SCORING	TD	TD-R	TD-P	TD-Rt	PAT	FG	S	PTS
Chris Bahr	0	0	0	0	26-29	16-30	0	74
Pete Johnson	7	7	0	0	—	—	0	42
Don Bass	5	0	4	1	—	—	0	30
Isaac Curtis	3	0	3	0	—	—	0	18
Archie Griffin	3	0	3	0	—	—	0	18
Scott Perry	3	0	0	3	—	—	0	18
Billy Brooks	2	0	2	0	—	—	0	12
Tony Davis	2	2	0	0	—	—	0	12
Rick Walker	2	0	2	0	—	—	0	12
Ken Anderson	1	1	0	0	—	—	0	6
Dick Jauron	1	0	0	1	—	—	0	6
Gary Burley	0	0	0	0	—	—	1	2
(team)	—	—	—	—	—	—	1	2
BENGALS	29	10	14	5	26-29	16-30	2	252
OPPONENTS	34	16	14	4	30-34	16-23	1	284

Two-point conversions: (NA*).

RUSHING	ATT	YDS	AVG	LG	TD
Pete Johnson	180	762	4.2	50t	7
Archie Griffin	132	484	3.7	30	0
Deacon Turner	84	333	4.0	65	0
Boobie Clark	40	187	4.7	20	0
Ken Anderson	29	167	5.8	16	1
Lenvil Elliott	29	75	2.6	12	0
Tony Davis	21	57	2.7	15	2
John Reaves	6	50	8.3	20	0
Tom Dinkel	1	20	20.0	20	0
Isaac Curtis	1	1	1.0	1	0
Rob Hertel	1	0	0.0	0	0
Dennis Law	1	-1	-1.0	-1	0
Don Bass	1	-4	-4.0	-4	0
BENGALS	526	2131	4.1	65	10
OPPONENTS	607	2396	3.9	70t	16

RECEIVING	REC	YDS	AVG	LG	TD
Isaac Curtis	47	737	15.7	57	3
Archie Griffin	35	284	8.1	27	3
Pete Johnson	31	236	7.6	34	0
Billy Brooks	30	506	16.9	45	2
Don Bass	27	447	16.6	51t	4
Pat McInally	15	189	12.6	49	0
Jim Corbett	12	187	15.6	51	0
Rick Walker	12	126	10.5	28	2
Lenvil Elliott	12	100	8.3	18	0
Boobie Clark	11	73	6.6	26	0
Deacon Turner	11	50	4.5	8	0
Dennis Law	5	81	16.2	20	0
Tony Davis	2	23	11.5	14	0
BENGALS	250	3039	12.2	57	14
OPPONENTS	193	2520	13.1	53	14

INTERCEPTIONS	NO	YDS	AVG	LG	TD
Dick Jauron	4	52	13.0	24t	1
Scott Perry	3	59	19.7	39t	2
Ken Riley	3	33	11.0	17	0
Louis Breeden	3	25	8.3	18	0
Melvin Morgan	1	64	64.0	64	0
Ron Shumon	1	48	48.0	48	0
Marvin Cobb	1	13	13.0	13	0
Jim LeClair	1	11	11.0	11	0
Reggie Williams	1	11	11.0	11	0
Eddie Edwards	1	2	2.0	2	0
Tom Dinkel	1	1	1.0	1	0
BENGALS	20	319	16.0	64	3
OPPONENTS	30	211	7.0	40	2

PUNTING	NO	YDS	AVG	NET	TB	IN-20	LG	BLK
Pat McInally	91	3919	43.1	34.7	10	25	65	0
Chris Bahr	4	108	27.0	20.5	1	2	41	0
BENGALS	95	4027	42.4	34.1	11	27	65	0
OPPONENTS	108	4496	41.6	37.1	11	37	70	1

PUNT RETURNS	NO	FC	YDS	AVG	LG	TD
Dennis Law	25	4	106	4.2	17	0
Tony Davis	22	8	130	5.9	12	0
Louis Breeden	6	1	-12	-2.0	1	0
Don Bass	3	0	8	2.7	7	0
Dick Jauron	3	2	32	10.7	15	0
BENGALS	59	15	264	4.5	17	0
OPPONENTS	58	—	564	9.7	—	0

KICKOFF RETURNS	NO	YDS	AVG	LG	TD
Ray Griffin	37	787	21.3	39	0
Don Bass	7	138	19.7	33	0
Archie Griffin	4	94	23.5	26	0
Tony Davis	3	51	17.0	21	0
Dennis Law	2	30	15.0	17	0
Deacon Turner	1	24	24.0	24	0
Jim Corbett	1	15	15.0	15	0
Louis Breeden	1	12	12.0	12	0
Boobie Clark	1	11	11.0	11	0
Ted Vincent	1	2	2.0	2	0
BENGALS	58	1164	20.1	39	0
OPPONENTS	49	1105	22.6	—	0

FIELD GOALS	1-19	20-29	30-39	40-49	50+
Chris Bahr	0-0	5-7	4-8	6-12	1-3
BENGALS	0-0	5-7	4-8	6-12	1-3

Chris Bahr: (42G), (30B, 37N, 37G), (50N, 33G), (47N, 42G, 22G, 20G), (46G), (29B), (25N, 52G, 44N, 51N), (—), (45N), (49N), (—), (48N, 29G, 48G), (38N, 34G), (46N, 32G), (24G, 37B, 42G), (23G, 49G).

PASSING	ATT	CMP	YDS	CMP%	YDS/ATT	TD	TD%	INT	INT%	LG	SKD-YDS	RAT
Ken Anderson	319	173	2219	54.2	6.96	10	3.1	22	6.9	57	30-237	58.0
John Reaves	144	74	790	51.4	5.49	3	2.1	8	5.6	51t	8-61	51.6
Rob Hertel	4	1	9	25.0	2.25	0	0.0	0	0.0	9	0-0	39.6
Archie Griffin	3	2	21	66.7	7.00	1	33.3	0	0.0	18	0-0	126.4
BENGALS	470	250	3039	53.2	6.47	14	3.0	30	6.4	57	38-298	56.7
OPPONENTS	396	193	2520	48.7	6.36	14	3.5	20	5.1	53	33-284	60.0

USUAL STARTERS

OFFENSE		DEFENSE	
WR	Isaac Curtis	LDE	Gary Burley
LOT	Mike Wilson	LDT	Wilson Whitley
	Rufus Mayes	RDT	Eddie Edwards
LG	Glenn Bujnoch	RDE	Ross Browner
C	Blair Bush	LLB	Glenn Cameron
RG	Dave Lapham	MLB	Jim LeClair
ROT	Vernon Holland	RLB	Reggie Williams
TE	Don Bass	LCB	Louis Breeden
WR	Billy Brooks	RCB	Ken Riley
QB	Ken Anderson	SS	Marvin Cobb
HB	Archie Griffin	FS	Scott Perry
FB	Deacon Turner		
	Pete Johnson,		
	Boobie Clark		

DEFENSE**	ST	AT	TT	SKS-YDS	INT-YDS	PD	FF	FR-YDS
Jim LeClair	91	27	118	2-22	1-11	2	1	0-0
Glenn Cameron	63	30	93	3-23	0-0	4	0	0-0
Reggie Williams	69	17	86	3-20	1-11	10	1	1-30
Gary Burley	60	9	82	4-29	0-0	2	2	0-0
Louis Breeden	60	9	69	1-4	3-25	12	0	0-0
Ross Browner	53	16	69	6.5-73.5	0-0	2	2	3-21
Marvin Cobb	50	12	62	0-0	1-13	12	0	0-0
Wilson Whitley	43	15	58	3-30	0-0	2	0	2-10
Eddie Edwards	45	12	57	5.5-39.5	1-2	0	0	2-0
Tom Dinkel	30	11	41	2-16	1-1	1	1	3-0
Dick Jauron	29	12	41	1-15	4-52	4	0	0-0
Scott Perry	35	14	49	0-0	3-59	8	0	1-0
Ken Riley	26	2	28	0-0	3-33	11	0	1-0
Tom DePaso	15	5	20	0-0	0-0	0	1	0-0
Melvin Morgan	14	6	20	0-0	1-64	3	1	0-0
Ron Shumon	6	5	11	0-0	1-48	0	0	0-0
Boobie Clark	10	0	10	0-0	0-0	0	0	0-0
Jim Corbett	9	1	10	0-0	0-0	0	0	0-0
Ted Vincent	6	4	10	0-0	0-0	1	0	0-0
Ray Griffin	9	0	9	0-0	0-0	0	0	1-0
Tony Davis	8	1	9	0-0	0-0	0	0	0-0
Bo Harris	7	0	7	2-12	0-0	2	0	1-0
Blair Bush	6	1	7	0-0	0-0	0	0	0-0
Chris Devlin	3	3	6	0-0	0-0	0	0	0-0
Tom Ruud	5	0	5	0-0	0-0	0	0	0-0
Don Bass	4	0	4	0-0	0-0	0	0	1-0
Lenvil Elliott	3	0	3	0-0	0-0	0	0	0-0
Ray Phillips	3	0	3	0-0	0-0	0	0	0-0
Dave Purefory	3	0	3	0-0	0-0	0	0	0-0
Archie Griffin	2	0	2	0-0	0-0	0	0	0-0
Bob Johnson	2	0	2	0-0	0-0	0	0	1-0
Dave Lapham	2	0	2	0-0	0-0	0	0	0-0
Dennis Law	2	0	2	0-0	0-0	0	0	0-0
Chris Bahr	1	1	2	0-0	0-0	0	0	0-0
Isaac Curtis	1	0	1	0-0	0-0	0	0	0-0
Pat McInally	1	0	1	0-0	0-0	0	0	0-0
Deacon Turner	0	1	1	0-0	0-0	0	0	0-0

BLOCKED KICKS	BP	BFG	BXP
Scott Perry	1	0	0

* NOTE: The two-point conversion was not instituted in the NFL until 1994.

** NOTE: It was not standard practice to separate the three types of defensive statistics — defense, special teams and miscellaneous — until 1988. Thus, the defensive statistics listed above include the combined totals of all three types. All defensive statistics above are press box statistics produced at the games.

1979 STATISTICS

RECORD: 4-12-0

HEAD COACH: HOMER RICE

DATE	W-L	SCORE	OPPONENT	ATTENDANCE
9-2-79	L	0-10	at Denver	74,788
9-9-79	L	24-51	at Buffalo	43,504
9-16-79	L	14-20	NEW ENGLAND	41,805
9-23-79	L	27-30 (OT)	HOUSTON	45,615
9-30-79	L	13-38	at Dallas	63,179
10-7-79	L	7-10	KANSAS CITY	40,041
10-14-79	W	34-10	PITTSBURGH	52,381
10-21-79	L	27-28	at Cleveland	75,119
10-28-79	W	37-13	PHILADELPHIA	42,036
11-4-79	L	28-38	at Baltimore	37,740
11-11-79	L	24-26	SAN DIEGO	40,782
11-18-79	L	21-42	at Houston	49,829
11-25-79	W	34-28	ST. LOUIS	25,103
12-2-79	L	17-37	at Pittsburgh	46,521
12-9-79	L	14-28	at Washington	52,882
12-16-79	W	16-12	CLEVELAND	42,183

TEAM STATISTICS		BENGALS	OPPONENTS
TOTAL FIRST DOWNS		289	334
Rushing		138	133
Passing		131	175
Penalty		20	26
3rd Down: Made-Att.		—	—
3rd Down Pct.		—	—
4th Down: Made-Att.		—	—
4th Down Pct.		—	—
POSSESSION AVG.		30:48	29:12
TOTAL NET YARDS		4639	5911
Avg. Per Game		289.9	369.4
Total Plays		1049	1052
Avg. Per Play		4.4	5.6
NET YARDS RUSHING		2329	2219
Avg. Per Game		145.6	138.7
Total Rushes		560	528
NET YARDS PASSING		2310	3692
Avg. Per Game		144.4	230.8
Sacked-Yards Lost		63-511	32-216
Gross Yards		2821	3908
Att.-Completions		426-228	492-275
Completion Pct.		53.5	55.9
Had Intercepted		15	20
PUNTS-AVG.		91-40.4	71-39.6
Net Punting Avg.		34.2	33.5
PENALTIES-YARDS		88-744	101-871
FUMBLES-BALLS LOST		24-14	39-24
TOUCHDOWNS		43	52
Rushing		23	22
Passing		17	27
Returns		3	3

SCORE BY PERIODS	1	2	3	4	OT	PTS
BENGALS	83	115	75	64	0	337
OPPONENTS	57	140	106	115	3	421

SCORING	TD	TD-R	TD-P	TD-Rt	PAT	FG	S	PTS
Pete Johnson	15	14	1	0	—	—	0	90
Chris Bahr	0	0	0	0	40-42	13-23	0	79
Isaac Curtis	8	0	8	0	—	—	0	48
Jack Thompson	5	5	0	0	—	—	0	30
Don Bass	3	0	3	0	—	—	0	18
Ken Anderson	2	2	0	0	—	—	0	12
Archie Griffin	2	0	2	0	—	—	0	12
Charles Alexander	1	1	0	0	—	—	0	6
Billy Brooks	1	0	1	0	—	—	0	6
Ray Griffin	1	0	0	1	—	—	0	6
Howie Kurnick	1	0	0	1	—	—	0	6
Jim LeClair	1	0	0	1	—	—	0	6
Dan Ross	1	0	1	0	—	—	0	6
Deacon Turner	1	1	0	0	—	—	0	6
Rick Walker	1	0	1	0	—	—	0	6
BENGALS	43	23	17	3	40-43	13-23	0	337
OPPONENTS	52	22	27	3	49-52	20-27	0	421

Two-point conversions: (NA).

PASSING	ATT	CMP	YDS	CMP%	YDS/ATT	TD	TD%	INT	INT%	LG	SKD-YDS	RAT
Ken Anderson	339	189	2340	55.8	6.90	16	4.7	10	2.9	73t	46-324	80.7
Jack Thompson	87	39	481	44.8	5.53	1	1.1	5	5.7	50	16-178	42.4
Steve Kreider	0	0	0	—	—	0	—	0	—	—	—	—
BENGALS	426	228	2821	53.5	6.62	17	4.0	15	3.5	73t	63-511	72.9
OPPONENTS	492	275	3908	55.9	7.94	27	5.5	20	4.1	59	32-216	83.1

RUSHING	ATT	YDS	AVG	LG	TD
Pete Johnson	243	865	3.6	35t	14
Archie Griffin	140	688	4.9	63	0
Charles Alexander	88	286	3.3	17	1
Ken Anderson	28	235	8.4	21	2
Jack Thompson	21	116	5.5	21	5
Deacon Turner	28	86	3.1	10	1
Don Bass	4	35	8.8	14	0
Pat McNally	1	18	18.0	18	0
Tom Dinkel	2	14	7.0	9	0
Steve Kreider	2	0	0.0	0	0
Nathan Poole	1	-3	-3.0	-3	0
Isaac Curtis	2	-11	-5.5	-4	0
BENGALS	560	2329	4.2	63	23
OPPONENTS	528	2219	4.2	36	22

RECEIVING	REC	YDS	AVG	LG	TD
Don Bass	58	724	12.5	50	3
Archie Griffin	43	417	9.7	52t	2
Dan Ross	41	516	12.6	41	1
Isaac Curtis	32	605	18.9	67t	8
Pete Johnson	24	154	6.4	15t	1
Charles Alexander	11	91	8.3	13	0
Billy Brooks	8	214	26.8	73t	1
Jim Corbett	3	34	11.3	15	0
Steve Kreider	3	20	6.7	8	0
Deacon Turner	2	18	9.0	10	0
Pat McNally	1	24	24.0	24	0
Rick Walker	1	14	14.0	14t	1
Nathan Poole	1	-10	-10.0	-10	0
BENGALS	228	2821	12.4	73t	17
OPPONENTS	275	3908	14.2	59	27

INTERCEPTIONS	NO	YDS	AVG	LG	TD
Dick Jauron	6	41	6.8	12	0
Ray Griffin	4	167	41.8	96t	1
Marvin Cobb	3	19	6.3	14	0
Reggie Williams	2	5	2.5	3	0
Jim Browner	1	15	15.0	15	0
Scott Perry	1	11	11.0	11	0
Wilson Whitley	1	2	2.0	2	0
Jim LeClair	1	0	0.0	0	0
Ken Riley	1	0	0.0	0	0
BENGALS	20	260	13.0	96t	1
OPPONENTS	15	305	20.3	68	2

PUNTING	NO	YDS	AVG	NET	TB	IN-20	LG	BLK
Pat McNally	89	3678	41.3	34.2	12	19	61	2
BENGALS	91	3678	40.4	34.2	12	19	61	2
OPPONENTS	71	2812	39.6	33.5	6	18	56	0

PUNT RETURNS	NO	FC	YDS	AVG	LG	TD
Vaughn Lusby	32	4	260	8.1	40	0
Mike Levenseller	8	2	46	5.8	21	0
Scott Burk	1	1	0	0.0	0	0
Dick Jauron	1	2	10	10.0	10	0
BENGALS	42	9	316	7.5	40	0
OPPONENTS	48	—	325	6.8	—	0

KICKOFF RETURNS	NO	YDS	AVG	LG	TD
Deacon Turner	55	1149	20.9	36	0
Nathan Poole	7	128	18.3	24	0
Vaughn Lusby	6	92	15.3	28	0
Jim Browner	6	87	14.5	26	0
Howie Kurnick	4	60	15.0	20	0
Ross Browner	2	29	14.5	15	0
Ray Griffin	1	15	15.0	15	0
BENGALS	81	1560	19.3	36	0
OPPONENTS	63	1258	20.0	—	0

FIELD GOALS	1-19	20-29	30-39	40-49	50+
Chris Bahr	0-0	4-6	3-7	4-8	2-2
BENGALS	0-0	4-6	3-7	4-8	2-2

Chris Bahr: (—), (24G), (37N), (48N, 55G, 32N, 52G), (48G, 38G), (43N), (49N), (25N), (24G, 24G, 43G), (38N), (28G), (—), (38G, 33G, 27N), (37N, 46G), (—), (43G, 46N).

USUAL STARTERS

OFFENSE		DEFENSE	
WR	Don Bass	LDE	Gary Burley
LOT	Mike Wilson	LDT	Eddie Edwards
LG	Glenn Bujnoch	RDT	Wilson Whitley
C	Blair Bush	RDE	Ross Browner
RG	Dave Lapham	LLB	Bo Harris
ROT	Vernon Holland	MLB	Jim LeClair
TE	Dan Ross	RLB	Reggie Williams
WR	Isaac Curtis	LCB	Louis Breeden
QB	Ken Anderson	RCB	Ken Riley
HB	Archie Griffin	SS	Marvin Cobb
FB	Pete Johnson	FS	Dick Jauron

DEFENSE**	ST	AT	TT	SKS-YDS	INT-YDS	PD	FF	FR-YDS
Jim LeClair	92	46	138	0-0	1-0	5	0	1-27
Reggie Williams	66	25	91	3-16	2-5	5	2	1-0
Bo Harris	59	18	77	4-33	0-0	4	1	0-0
Dick Jauron	55	18	73	0-0	6-41	5	2	3-0
Marvin Cobb	50	17	67	0-0	3-19	7	0	0-0
Gary Burley	56	10	66	5-40	0-0	2	0	0-0
Ross Browner	48	16	64	6-36.5	0-0	2	1	2-0
Jim Browner	48	13	61	0-0	1-15	4	2	1-0
Eddie Edwards	40	15	55	4.5-40	0-0	2	0	2-0
Wilson Whitley	32	11	43	3.5-19.5	1-2	3	1	2-0
Ken Riley	33	9	42	0-0	1-0	13	0	3-31
Tom Dinkel	31	11	42	1-1	0-0	1	0	0-0
Glenn Cameron	29	12	41	0-0	0-0	1	0	0-0
Scott Perry	23	9	32	0-0	1-11	3	0	0-0
Ray Griffin	30	1	31	0-0	4-167	6	0	1-0
Mike White	20	8	28	2-16	0-0	0	0	0-0
Louis Breeden	17	5	22	0-0	0-0	5	0	0-0
Mack Mitchell	13	7	20	3-14	0-0	1	0	0-0
Tom Ruud	14	5	19	0-0	0-0	0	0	0-0
Howie Kurnick	16	1	17	0-0	0-0	2	2	2-38
Mike Levenseller	14	2	16	0-0	0-0	0	0	2-0
Vaughn Lusby	11	1	12	0-0	0-0	0	1	2-0
Scott Burk	4	1	5	0-0	0-0	0	0	1-0
Nathan Poole	4	1	5	0-0	0-0	0	0	1-0
Jim Corbett	3	0	3	0-0	0-0	0	0	0-0
Rick Walker	3	0	3	0-0	0-0	0	0	0-0
Mike Wilson	2	0	2	0-0	0-0	0	0	0-0
Charles Alexander	1	0	1	0-0	0-0	0	0	0-0
Chris Bahr	1	0	1	0-0	0-0	0	0	0-0
Blair Bush	1	0	1	0-0	0-0	0	0	0-0
Isaac Curtis	1	0	1	0-0	0-0	0	0	0-0
Pete Johnson	1	0	1	0-0	0-0	0	0	0-0
Dave Lapham	1	0	1	0-0	0-0	0	0	0-0
Max Montoya	1	0	1	0-0	0-0	0	0	0-0

BLOCKED KICKS	BP	BFG	BXP
Gary Burley	0	1	0
Marvin Cobb	0	1	0

* NOTE: The two-point conversion was not instituted in the NFL until 1994.

** NOTE: It was not standard practice to separate the three types of defensive statistics — defense, special teams and miscellaneous — until 1988. Thus, the defensive statistics listed above include the combined totals of all three types. All defensive statistics above are press box statistics produced at the games.

1980 STATISTICS

RECORD: 6-10-0

HEAD COACH: FORREST GREGG

DATE	W-L	SCORE	OPPONENT	ATTENDANCE
9-7-80	L	12-17	TAMPA BAY	43,211
9-14-80	L	16-17	at Miami	38,322
9-21-80	W	30-28	PITTSBURGH	52,490
9-28-80	L	10-13	HOUSTON	50,413
10-5-80	L	9-14	at Green Bay	55,006
10-12-80	W	17-16	at Pittsburgh	53,668
10-19-80	W	14-0	MINNESOTA	44,487
10-26-80	L	3-23	at Houston	49,189
11-2-80	L	14-31	SAN DIEGO	46,406
11-9-80	L	17-28	at Oakland	44,132
11-16-80	L	0-14	BUFFALO	40,836
11-23-80	L	7-31	at Cleveland	79,253
11-30-80	W	20-6	at Kansas City	41,594
12-7-80	W	34-33	BALTIMORE	35,651
12-14-80	W	17-14 (OT)	at Chicago	48,808
12-21-80	L	24-27	CLEVELAND	50,058

TEAM STATISTICS	BENGALS	OPPONENTS
TOTAL FIRST DOWNS	283	286
Rushing	111	111
Passing	147	154
Penalty	25	21
3rd Down: Made-Att.	—	—
3rd Down Pct.	—	—
4th Down: Made-Att.	—	—
4th Down Pct.	—	—
POSSESSION AVG.	30:57	29:03
TOTAL NET YARDS	4884	4804
Avg. Per Game	305.3	300.3
Total Plays	1060	995
Avg. Per Play	4.6	4.8
NET YARDS RUSHING	2069	1680
Avg. Per Game	129.3	105.0
Total Rushes	513	469
NET YARDS PASSING	2815	3124
Avg. Per Game	175.9	195.3
Sacked-Yards Lost	37-287	35-302
Gross Yards	3102	3426
Att.-Completions	510-281	491-284
Completion Pct.	55.1	57.8
Had Intercepted	25	20
PUNTS-AVG.	87-39.7	72-38.5
Net Punting Avg.	31.3	33.3
PENALTIES-YARDS	118-949	106-809
FUMBLES-BALLS LOST	22-8	44-22
TOUCHDOWNS	28	38
Rushing	9	13
Passing	17	22
Returns	2	3

SCORE BY PERIODS	1	2	3	4	OT	PTS
BENGALS	80	65	30	66	3	244
OPPONENTS	17	109	85	101	0	312

SCORING	TD	TD-R	TD-P	TD-Rt	PAT	FG	S	PTS
Ian Sunter	0	0	0	0	15-15	11-20	0	48
Pete Johnson	7	6	1	0	—	—	0	42
Don Bass	6	0	6	0	—	—	0	36
Dan Ross	4	0	4	0	—	—	0	24
Jim Breech	0	0	0	0	11-12	4-7	0	23
Isaac Curtis	3	0	3	0	—	—	0	18
Charles Alexander	2	2	0	0	—	—	0	12
Ray Griffin	2	0	0	2	—	—	0	12
Pat McNally	2	0	2	0	—	—	0	12
Jack Thompson	1	1	0	0	—	—	0	6
Deacon Turner	1	0	1	0	—	—	0	6
Reggie Williams	0	0	0	0	—	—	1	2
Sandro Vitiello	0	0	0	0	1-1	0-2	0	1
(team)	—	—	—	—	—	—	1	2
BENGALS	28	9	17	2	27-28	15-29	2	244
OPPONENTS	38	13	22	3	36-38	16-27	0	312

Two-point conversions: (NA)*.

RUSHING	ATT	YDS	AVG	LG	TD
Pete Johnson	186	747	4.0	57t	6
Charles Alexander	169	702	4.2	37	2
Archie Griffin	85	260	3.1	14	0
Deacon Turner	30	130	4.3	24	0
Ken Anderson	16	122	7.6	20	0
Jack Thompson	18	84	4.7	15	1
Cleotha Montgomery	1	12	12.0	12	0
Mike Levenseller	1	6	6.0	6	0
Nathan Poole	5	6	1.2	7	0
M.L. Harris	1	0	0.0	0	0
Pat McNally	1	0	0.0	0	0
BENGALS	513	2069	4.0	57t	9
OPPONENTS	469	1680	3.6	55t	13

RECEIVING	REC	YDS	AVG	LG	TD
Dan Ross	56	724	12.9	37	4
Isaac Curtis	43	610	14.2	67t	3
Charles Alexander	36	192	5.3	23	0
Don Bass	32	409	12.8	55t	6
Archie Griffin	28	196	7.0	19	0
Pete Johnson	21	172	8.2	28t	1
Pat McNally	18	269	14.9	59t	2
Steve Kreider	17	272	16.0	30	0
Deacon Turner	12	73	6.1	15t	1
M.L. Harris	10	137	13.7	26	0
Jim Corbett	3	28	9.3	12	0
Mike Levenseller	2	30	15.0	22	0
Nathan Poole	2	-4	-2.0	3	0
Anthony Munoz	1	-6	-6.0	-6	0
BENGALS	281	3102	11.0	67t	17
OPPONENTS	284	3426	12.1	68t	22

INTERCEPTIONS	NO	YDS	AVG	LG	TD
Louis Breeden	7	91	13.0	29	0
Glenn Cameron	3	43	14.3	27	0
Ken Riley	3	9	3.0	9	0
Ray Griffin	2	80	40.0	52t	2
Reggie Williams	2	8	4.0	8	0
Dick Jauron	1	11	11.0	11	0
Bryan Hicks	1	8	8.0	8	0
Greg Bright	1	5	5.0	5	0
BENGALS	20	255	12.8	52t	2
OPPONENTS	25	351	14.0	47	0

PUNTING	NO	YDS	AVG	NET	TB	IN-20	LG	BLK
Pat McNally	83	3390	40.8	31.5	12	21	61	2
Jim Breech	2	67	33.5	22.5	1	1	37	0
BENGALS	87	3457	39.7	31.3	13	22	61	2
OPPONENTS	72	2773	38.5	33.3	6	16	57	0

PUNT RETURNS	NO	FC	YDS	AVG	LG	TD
Cleotha Montgomery	31	7	223	7.2	42	0
Jo-Jo Heath	6	1	29	4.8	11	0
Greg Bright	1	0	0	0.0	0	0
Reggie Williams	1	0	0	0.0	0	0
BENGALS	39	8	252	6.5	42	0
OPPONENTS	46	—	478	10.4	—	0

KICKOFF RETURNS	NO	YDS	AVG	LG	TD
Cleotha Montgomery	44	843	19.2	40	0
Deacon Turner	9	173	19.2	31	0
Bryan Hicks	5	87	17.4	21	0
Jo-Jo Heath	3	51	17.0	21	0
Steve Kreider	1	19	19.0	19	0
Jim Browner	2	10	5.0	10	0
Nathan Poole	1	8	8.0	8	0
Ron Simpkins	3	8	2.7	8	0
BENGALS	68	1199	17.6	40	0
OPPONENTS	57	1180	20.7	—	1

FIELD GOALS	1-19	20-29	30-39	40-49	50+
Ian Sunter	0-0	7-7	3-7	1-5	0-1
Jim Breech	0-0	2-2	1-2	1-3	0-0
Sandro Vitiello	0-0	0-0	0-2	0-0	0-0
BENGALS	0-0	9-9	4-11	2-8	0-1

Ian Sunter: (35G), (48N, 46N), (32N, 21G, 42G, 27G), (26G), (20G, 31G, 34G), (24G, 52N, 38N), (33N), (23G, 43N), (35N), (29G, 43N), (—), (—), (—), (—), (—), (—).

Sandro Vitiello: (—), (—), (—), (—), (—), (—), (—), (—), (—), (—), (—), (30B, 33N), (—), (—), (—), (—).

Jim Breech: (—), (—), (—), (—), (—), (—), (—), (—), (—), (—), (—), (—), (47N), (21G, 32G), (28G, 45N), (33N, 42G).

PASSING	ATT	CMP	YDS	CMP%	YDS/ATT	TD	TD%	INT	INT%	LG	SKD-YDS	RAT
Ken Anderson	275	166	1778	60.4	6.47	6	2.2	13	4.7	67t	24-174	66.9
Jack Thompson	234	115	1324	49.1	5.66	11	4.7	12	5.1	59t	13-113	60.9
Steve Kreider	1	0	0	0.0	0.00	0	0.0	0	0.0	—	0-0	39.6
BENGALS	510	281	3102	55.1	6.08	17	3.3	25	4.9	67t	37-287	64.0
OPPONENTS	491	284	3426	57.8	6.98	22	4.5	20	4.1	68t	35-302	77.3

USUAL STARTERS

OFFENSE		DEFENSE	
WR	Don Bass	LDE	Eddie Edwards
LOT	Anthony Munoz	NT	Wilson Whitley
LG	Glenn Bujnoch	RDE	Ross Browner
C	Blair Bush	LOLB	Tom Dinkel
RG	Max Montoya		Bo Harris
ROT	Mike Wilson	LILB	Jim LeClair
TE	Dan Ross	RILB	Glenn Cameron
WR	Isaac Curtis	ROLB	Reggie Williams
QB	Ken Anderson	LCB	Ray Griffin
HB	Charles Alexander,	RCB	Ken Riley
	Archie Griffin	SS	Greg Bright
FB	Pete Johnson,	FS	Dick Jauron
	Charles Alexander		

DEFENSE**	ST	AT	TT	SKS-YDS	INT-YDS	PD	FF	FR-YDS
Jim LeClair	74	24	98	0-0	0-0	7	0	1-0
Glenn Cameron	74	12	86	0-0	3-43	2	2	1-0
Reggie Williams	64	16	80	2-22	2-8	3	0	1-0
Tom Dinkel	49	14	63	1-11	0-0	2	0	3-0
Ray Griffin	50	8	58	0-0	2-80	8	1	2-14
Ross Browner	47	11	58	8-74	0-0	5	0	1-0
Bo Harris	44	11	55	2-11	0-0	3	2	2-15
Ken Riley	51	3	54	0-0	3-9	14	0	1-0
Bryan Hicks	46	6	52	1-10	1-8	4	1	1-0
Dick Jauron	40	9	49	0-0	1-11	3	1	1-0
Greg Bright	37	10	47	1-10	1-5	2	1	3-0
Eddie Edwards	42	1	43	12-105	0-0	1	0	1-0
Louis Breeden	38	0	38	0-0	7-91	12	0	0-0
Ron Simpkins	26	10	36	1-0	0-0	2	1	1-0
Wilson Whitley	25	7	32	2-16	0-0	0	0	0-0
Rick Razzano	11	4	15	0-0	0-0	0	0	1-0
Nathan Poole	10	1	11	0-0	0-0	0	1	1-0
Mike St. Clair	10	1	11	5-43	0-0	0	0	0-0
Gary Burley	9	0	9	0-0	0-0	1	0	0-0
Mike Levenseller	7	1	8	0-0	0-0	0	0	0-0
M.L. Harris	7	0	7	0-0	0-0	0	0	0-0
Mike White	6	1	7	0-0	0-0	0	0	0-0
Andrew Melontree	6	0	6	0-0	0-0	0	0	1-0
Blair Bush	4	1	5	0-0	0-0	0	0	0-0
Rod Horn	3	1	4	0-0	0-0	1	0	0-0
Jo-Jo Heath	3	0	3	0-0	0-0	1	0	0-0
Mike Wilson	3	0	3	0-0	0-0	0	0	0-0
Shafer Suggs	2	1	3	0-0	0-0	0	0	0-0
Jim Breech	2	0	2	0-0	0-0	0	0	0-0
Jim Browner	2	0	2	0-0	0-0	1	0	0-0
Bill Glass	2	0	2	0-0	0-0	0	0	0-0
Blake Moore	2	0	2	0-0	0-0	0	0	0-0
Anthony Munoz	2	0	2	0-0	0-0	0	0	0-0
Dan Ross	2	0	2	0-0	0-0	0	0	0-0
Charles Alexander	1	0	1	0-0	0-0	0	0	0-0
Glenn Bujnoch	1	0	1	0-0	0-0	0	0	0-0
Jim Corbett	1	0	1	0-0	0-0	0	0	0-0
Isaac Curtis	1	0	1	0-0	0-0	0	0	0-0
Archie Griffin	1	0	1	0-0	0-0	0	0	0-0
Dave Lapham	1	0	1	0-0	0-0	0	0	0-0
Cleotha Montgomery	1	0	1	0-0	0-0	0	0	0-0
Max Montoya	1	0	1	0-0	0-0	0	0	0-0
Jack Thompson	1	0	1	0-0	0-0	0	0	0-0

BLOCKED KICKS	BP	BFG	BXP
Bill Glass	0	1	0
Mike White	0	1	1

1981 STATISTICS

RECORD: 12-4-0

HEAD COACH: FORREST GREGG

(BENGALS WON AFC CENTRAL DIVISION; SEE POSTSEASON PORTION OF TEAM HISTORY SECTION FOR POSTSEASON STATS)

DATE	W-L	SCORE	OPPONENT	ATTENDANCE
9-6-81	W	27-21	SEATTLE	41,177
9-13-81	W	31-30	at N.Y. Jets	49,454
9-20-81	L	17-20	CLEVELAND	52,170
9-27-81	W	27-24 (OT)	BUFFALO	46,418
10-4-81	L	10-17	at Houston	44,350
10-11-81	W	41-19	at Baltimore	33,060
10-18-81	W	34-7	PITTSBURGH	57,090
10-25-81	L	7-17	at New Orleans	46,336
11-1-81	W	34-21	HOUSTON	54,736
11-8-81	W	40-17	at San Diego	51,259
11-15-81	W	24-10	LOS ANGELES	56,836
11-22-81	W	38-21	DENVER	57,207
11-29-81	W	41-21	at Cleveland	75,186
12-6-81	L	3-21	SAN FRANCISCO	56,796
12-13-81	W	17-10	at Pittsburgh	50,623
12-20-81	W	30-28	at Atlanta	35,972

TEAM STATISTICS	BENGALS	OPPONENTS
TOTAL FIRST DOWNS	361	324
Rushing	124	126
Passing	210	167
Penalty	27	31
3rd Down: Made-Att	100-221	96-226
3rd Down Pct.	45.2	42.5
4th Down: Made-Att	—	—
4th Down Pct.	—	—
POSSESSION AVG.	30:52	29:08
TOTAL NET YARDS	5968	5289
Avg. Per Game	373.0	330.6
Total Plays	1078	1055
Avg. Per Play	5.5	5.0
NET YARDS RUSHING	1973	1881
Avg. Per Game	123.3	117.6
Total Rushes	493	465
NET YARDS PASSING	3995	3408
Avg. Per Game	249.7	213.0
Sacked-Yards Lost	35-205	42-349
Gross Yards	4200	3757
Att.-Completions	550-332	548-316
Completion Pct.	60.4	57.7
Had Intercepted	12	19
PUNTS-AVG.	73-44.8	81-40.3
Net Punting Avg.	36.1	34.1
PENALTIES-YARDS	109-896	104-787
FUMBLES-BALLS LOST	25-12	32-18
TOUCHDOWNS	51	38
Rushing	19	12
Passing	30	24
Returns	2	2

SCORE BY PERIODS	1	2	3	4	OT	PTS
BENGALS	74	150	58	136	3	421
OPPONENTS	38	111	17	138	0	304

SCORING	TD	TD-R	TD-P	TD-Rt	PAT	FG	S	PTS
Jim Breech	0	0	0	0	49-51	22-32	0	115
Pete Johnson	16	12	4	0	—	—	0	96
Cris Collinsworth	8	0	8	0	—	—	0	48
Steve Kreider	5	0	5	0	—	—	0	30
Dan Ross	5	0	5	0	—	—	0	30
Archie Griffin	4	3	1	0	—	—	0	24
Charles Alexander	3	2	1	0	—	—	0	18
Isaac Curtis	2	0	2	0	—	—	0	12
M.L. Harris	2	0	2	0	—	—	0	12
David Verser	2	0	2	0	—	—	0	12
Ken Anderson	1	1	0	0	—	—	0	6
Louis Breeden	1	0	0	1	—	—	0	6
Jim Hargrove	1	1	0	0	—	—	0	6
Mike St. Clair	1	0	0	1	—	—	0	6
BENGALS	51	19	30	2	49-51	22-32	0	421
OPPONENTS	38	12	24	2	38-38	12-21	1	304

Two-point conversions: (NA)

PASSING	ATT	CMP	YDS	CMP%	YDS/ATT	TD	TD%	INT	INT%	LG	SKD-YDS	RAT
Ken Anderson	479	300	3754	62.6	7.84	29	6.1	10	2.1	74t	25-140	98.4
Jack Thompson	49	21	267	42.9	5.45	1	2.0	2	4.1	21	7-61	50.3
Turk Schonert	19	10	166	52.6	8.74	0	0.0	0	0.0	36	3-4	82.3
Steve Kreider	3	1	13	33.3	4.33	0	0.0	0	0.0	13	0-0	47.9
BENGALS	550	332	4200	60.4	7.64	30	5.5	12	2.2	74t	35-205	93.3
OPPONENTS	548	316	3757	57.7	6.86	24	4.4	19	3.5	65t	42-349	78.9

RUSHING	ATT	YDS	AVG	LG	TD
Pete Johnson	274	1077	3.9	39t	12
Ken Anderson	46	320	7.0	25	1
Charles Alexander	98	292	3.0	16	2
Archie Griffin	47	163	3.5	23	3
Jim Hargrove	16	66	4.1	27	1
Turk Schonert	7	41	5.9	19	1
Steve Kreider	1	21	21.0	21	0
David Verser	2	11	5.5	9	0
Don Bass	1	9	9.0	9	0
Pat McInally	1	-27	-27.0	-27	0
BENGALS	493	1973	4.0	39t	19
OPPONENTS	465	1881	4.0	43	12

RECEIVING	REC	YDS	AVG	LG	TD
Dan Ross	71	910	12.8	37	5
Cris Collinsworth	67	1009	15.1	74t	8
Pete Johnson	46	320	7.0	33	4
Isaac Curtis	37	609	16.5	68	2
Steve Kreider	37	520	14.1	46	5
Charles Alexander	28	262	9.4	65t	1
Archie Griffin	20	160	8.0	17	1
M.L. Harris	13	181	13.9	42	2
David Verser	6	161	26.8	73t	2
Pat McInally	6	68	11.3	20	0
Jim Hargrove	1	0	0.0	0	0
BENGALS	332	4200	12.7	74t	30
OPPONENTS	316	3757	11.9	65t	24

INTERCEPTIONS	NO	YDS	AVG	LG	TD
Ken Riley	5	6	1.2	6	0
Louis Breeden	4	145	36.3	102t	1
Reggie Williams	4	33	8.3	14	0
Bo Harris	2	92	46.0	49	0
Mike Fuller	1	31	31.0	31	0
Rick Razzano	1	11	11.0	11	0
Glenn Cameron	1	0	0.0	0	0
Jim LeClair	1	0	0.0	0	0
BENGALS	19	318	16.7	102t	1
OPPONENTS	12	143	11.9	38	1

PUNTING	NO	YDS	AVG	NET	TB	IN-20	LG	BLK
Pat McInally	72	3272	45.4	36.1	11	17	62	1
BENGALS	73	3272	44.8	36.1	11	17	62	1
OPPONENTS	81	3266	40.3	34.1	15	20	66	0

PUNT RETURNS	NO	FC	YDS	AVG	LG	TD
Mike Fuller	23	13	177	7.7	34	0
John Simmons	5	6	24	4.8	11	0
Bryan Hicks	1	0	4	4.0	4	0
BENGALS	29	19	205	7.1	34	0
OPPONENTS	42	—	416	9.9	—	0

KICKOFF RETURNS	NO	YDS	AVG	LG	TD
David Verser	29	691	23.8	78	0
Clarence Chapman	8	171	21.4	29	0
Archie Griffin	6	119	19.8	28	0
Mike Fuller	1	34	34.0	34	0
Ray Griffin	2	31	15.5	17	0
John Simmons	1	10	10.0	10	0
Tom Dinkel	1	0	0.0	0	0
Bobby Kemp	1	0	0.0	0	0
Rick Razzano	0f	0	—	—	0
BENGALS	49	1056	21.6	78	0
OPPONENTS	80	1612	20.2	96t	1

FIELD GOALS	1-19	20-29	30-39	40-49	50+
Jim Breech	0-0	9-11	7-9	5-11	1-1
BENGALS	0-0	9-11	7-9	5-11	1-1

Jim Breech: (25G, 40G, 43N), (25N, 44G), (42B, 29N, 21G), (23G, 28G), (45G, 36N, 48N), (38G, 24G), (27G, 23G), (—), (30G, 51G), (43G, 33G), (37G), (38G, 46N, 48N), (—), (30G), (38G, 41N), (39N, 29G, 20G, 45G).

USUAL STARTERS

OFFENSE		DEFENSE	
WR	Cris Collinsworth	LDE	Eddie Edwards
LOT	Anthony Munoz	NT	Wilson Whitley
LG	Dave Lapham	RDE	Ross Browner
C	Blair Bush	LOLB	Bo Harris
RG	Max Montoya	LILB	Jim LeClair
ROT	Mike Wilson	RILB	Glenn Cameron
TE	Dan Ross	ROLB	Reggie Williams
WR	Isaac Curtis	LCB	Louis Breeden
QB	Ken Anderson	RCB	Ken Riley
HB	Charles Alexander	SS	Bobby Kemp
FB	Pete Johnson	FS	Bryan Hicks

DEFENSE**	ST	AT	TT	SKS-YDS	INT-YDS	PD	FF	FR-YDS
Jim LeClair	81	31	112	1-10	1-0	7	0	1-0
Reggie Williams	83	23	106	11-90	4-33	3	3	3-0
Glenn Cameron	76	20	96	0-0	1-0	7	3	0-0
Bo Harris	69	20	89	2-11	2-92	5	0	2-3
Louis Breeden	67	13	80	0-0	4-145	12	1	1-10
Bryan Hicks	53	22	75	0-0	0-0	8	1	2-3
Bobby Kemp	53	17	70	1-6	0-0	8	2	0-0
Ross Browner	47	11	58	9-80	0-0	2	2	1-0
Eddie Edwards	36	11	47	10-89	0-0	2	1	1-0
Ken Riley	38	5	43	0-0	5-6	14	1	1-0
Rick Razzano	31	10	41	0-0	1-11	0	2	0-0
Wilson Whitley	23	8	31	2-12	0-0	0	0	0-0
Tom Dinkel	24	4	28	0-0	0-0	0	0	0-0
John Simmons	20	3	23	0-0	0-0	2	0	0-0
Rod Horn	18	5	23	0-0	0-0	0	0	1-0
Mike St. Clair	17	4	21	3-24	0-0	2	0	1-12
Guy Frazier	14	7	21	0-0	0-0	2	0	0-0
Ray Griffin	13	6	19	0-0	0-0	4	1	1-0
Mike Fuller	13	5	18	0-0	1-31	2	0	1-0
Gary Burley	11	3	14	2-26	0-0	0	0	0-0
Jeff Schuh	11	3	14	0-0	0-0	0	0	1-0
Oliver Davis	9	1	10	0-0	0-0	0	0	0-0
Blair Bush	7	2	9	0-0	0-0	0	0	0-0
Clarence Chapman	7	2	9	0-0	0-0	1	0	0-0
Steve Kreider	6	1	7	0-0	0-0	0	0	0-0
David Verser	6	1	7	0-0	0-0	0	0	0-0
Jim Hargrove	5	1	6	0-0	0-0	0	0	0-0
M.L. Harris	5	1	6	0-0	0-0	0	0	0-0
Greg Bright	3	1	4	0-0	0-0	0	0	0-0
Charles Alexander	2	0	2	0-0	0-0	0	0	0-0
Ken Anderson	2	0	2	0-0	0-0	0	0	0-0
Jim Breech	2	0	2	0-0	0-0	0	0	0-0
Dave Lapham	2	0	2	0-0	0-0	0	0	0-0
Anthony Munoz	2	0	2	0-0	0-0	0	0	0-0
Pat McInally	1	0	1	0-0	0-0	0	0	0-0
Dan Ross	1	0	1	0-0	0-0	0	0	0-0
Mike Wilson	1	0	1	0-0	0-0	0	0	0-0
Don Bass	0	0	0	0-0	0-0	0	0	1-0
(team)	—	—	—	1-1	—	—	—	—

BLOCKED KICKS	BP	BFG	BXP
(none)	0	0	0

* NOTE: The two-point conversion was not instituted in the NFL until 1994.

** NOTE: It was not standard practice to separate the three types of defensive statistics — defense, special teams and miscellaneous — until 1988. Thus, the defensive statistics listed above include the combined totals of all three types. All defensive statistics above are press box statistics produced at the games.

1982 STATISTICS

RECORD: 7-2-0

HEAD COACH: FORREST GREGG
 (BENGALS WERE SUPER BOWL TOURNAMENT QUALIFIER;
 SEE POSTSEASON PORTION OF TEAM HISTORY
 SECTION FOR POSTSEASON STATS)

DATE	W-L	SCORE	OPPONENT	ATTENDANCE
9-12-82	W	27-6	HOUSTON	52,268
9-19-82	L	20-26 (OT)	at Pittsburgh	53,973
— PLAYERS' STRIKE BEGINS, SEPT. 20 —				
9-27-82	—	—	at Cleveland	CANCELED
10-3-82	—	—	MIAMI	CANCELED
10-10-82	—	—	at New England	CANCELED
10-17-82	—	—	at N.Y. Giants	CANCELED
10-24-82	—	—	DALLAS	CANCELED
10-31-82	—	—	PITTSBURGH	CANCELED
11-7-82	—	—	WASHINGTON	CANCELED
11-14-82	—	—	at Houston	RESCHEDULED
— PLAYERS' STRIKE ENDS AT 57 DAYS, NOV. 17 —				
11-21-82	W	18-14	at Philadelphia	65,172
11-28-82	W	31-17	L.A. RAIDERS	53,330
12-5-82	W	20-17	at Baltimore	23,598
12-12-82	W	23-10	CLEVELAND	54,305
12-20-82	L	34-50	at San Diego	51,296
12-26-82	W	24-10	SEATTLE	55,330
1-2-83	W	35-27	at Houston	26,522

TEAM STATISTICS	BENGALS	OPPONENTS
TOTAL FIRST DOWNS	207	170
Rushing	63	61
Passing	123	102
Penalty	21	7
3rd Down: Made-Att.	66-122	35-104
3rd Down Pct.	54.1	33.7
4th Down: Made-Att.	2-3	9-13
4th Down Pct.	66.7	69.2
POSSESSION AVG.	33:26	26:34
TOTAL NET YARDS	3288	2893
Avg. Per Game	365.3	321.4
Total Plays	606	551
Avg. Per Play	5.4	5.3
NET YARDS RUSHING	949	850
Avg. Per Game	105.4	94.4
Total Rushes	269	223
NET YARDS PASSING	2339	2043
Avg. Per Game	259.9	227.0
Sacked-Yards Lost	27-162	22-207
Gross Yards	2501	2250
Att.-Completions	310-219	306-187
Completion Pct.	70.6	61.1
Had Intercepted	9	14
PUNTS-AVG.	31-38.7	37-40.1
Net Punting Avg.	34.0	34.3
PENALTY-YARDS	56-475	64-551
FUMBLES-BALLS LOST	12-7	19-6
TOUCHDOWNS	27	21
Rushing	13	8
Passing	12	12
Returns	2	1

SCORE BY PERIODS	1	2	3	4	OT	PTS
BENGALS	48	76	62	46	0	232
OPPONENTS	24	42	51	54	6	177

SCORING	TD	TD-R	TD-P	TD-Rt	PAT	FG	S	PTS
Jim Breech	0	0	0	0	25-26	14-18	0	67
Pete Johnson	7	7	0	0	—	—	0	42
Ken Anderson	4	4	0	0	—	—	0	24
M.L. Harris	3	0	3	0	—	—	0	18
Dan Ross	3	0	3	0	—	—	0	18
Charles Alexander	2	1	1	0	—	—	0	12
Steve Kreider	1	0	1	0	*1	—	0	7
Cris Collinsworth	1	0	1	0	—	—	0	6
Isaac Curtis	1	0	1	0	—	—	0	6
Archie Griffin	1	1	0	0	—	—	0	6
Bo Harris	1	0	0	1	—	—	0	6
Rodney Holman	1	0	1	0	—	—	0	6
Ken Riley	1	0	0	1	—	—	0	6
David Verser	1	0	1	0	—	—	0	6
Reggie Williams	0	0	0	0	—	—	1	2
BENGALS	27	13	12	2	26-27	14-18	1	232
OPPONENTS	21	8	12	1	19-21	10-12	1	177

*PAT scored on a run.

Two-point conversions: (NA).

PASSING	ATT	CMP	YDS	CMP%	YDS/ATT	TD	TD%	INT	INT%	LG	SKD-YDS	RAT
Ken Anderson	309	218	2495	70.6	8.07	12	3.9	9	2.9	56t	26-154	95.3
Turk Schonert	1	1	6	100.0	6.00	0	0.0	0	0.0	6	1-8	91.7
BENGALS	310	219	2501	70.6	8.07	12	3.9	9	2.9	56t	27-162	95.4
OPPONENTS	306	187	2250	61.1	7.35	12	3.9	14	4.6	66t	22-207	77.7

RUSHING	ATT	YDS	AVG	LG	TD
Pete Johnson	156	622	4.0	21	7
Charles Alexander	64	207	3.2	18	1
Ken Anderson	25	85	3.4	12t	4
Archie Griffin	12	39	3.3	10t	1
Isaac Curtis	3	15	5.0	8	0
Rodney Tate	2	2	1.0	2	0
David Verser	1	1	1.0	1	0
M.L. Harris	2	-3	-1.5	5	0
Turk Schonert	3	-8	-2.7	-3	0
Cris Collinsworth	1	-11	-11.0	-11	0
BENGALS	269	949	3.5	21	13
OPPONENTS	223	850	3.8	48t	8

RECEIVING	REC	YDS	AVG	LG	TD
Cris Collinsworth	49	700	14.3	50	1
Dan Ross	47	508	10.8	28	3
Pete Johnson	31	267	8.6	25	0
Isaac Curtis	23	320	13.9	45	1
Archie Griffin	22	172	7.8	22	0
Steve Kreider	16	230	14.4	28	1
Charles Alexander	14	85	6.1	14	1
M.L. Harris	10	103	10.3	17t	3
David Verser	4	98	24.5	56t	1
Rodney Holman	3	18	6.0	10	1
BENGALS	219	2501	11.4	56t	12
OPPONENTS	187	2250	12.0	66t	12

INTERCEPTIONS	NO	YDS	AVG	LG	TD
Ken Riley	5	88	17.6	56t	1
Louis Breeden	2	9	4.5	9	0
Bo Harris	1	62	62.0	62t	1
Ross Browner	1	29	29.0	29	0
Ray Griffin	1	21	21.0	21	0
Reggie Williams	1	20	20.0	20	0
Jim LeClair	1	11	11.0	11	0
Mike Fuller	1	0	0.0	0	0
Bobby Kemp	1	0	0.0	0	0
BENGALS	14	240	17.1	62t	2
OPPONENTS	9	93	10.3	35	1

PUNTING	NO	YDS	AVG	NET	TB	IN-20	LG	BLK
Pat McInally	31	1201	38.7	34.0	4	7	53	0
BENGALS	31	1201	38.7	34.0	4	7	53	0
OPPONENTS	37	1484	40.1	34.3	6	8	52	0

PUNT RETURNS	NO	FC	YDS	AVG	LG	TD
Mike Fuller	17	8	95	5.6	13	0
BENGALS	17	8	95	5.6	13	0
OPPONENTS	17	—	68	4.0	—	0

KICKOFF RETURNS	NO	YDS	AVG	LG	TD
David Verser	16	320	20.0	33	0
Rodney Tate	14	314	22.4	55	0
Mike Fuller	1	9	9.0	9	0
BENGALS	31	643	20.7	55	0
OPPONENTS	45	851	18.9	—	0

FIELD GOALS	1-19	20-29	30-39	40-49	50+
Jim Breech	2-2	3-3	5-6	3-5	1-2
BENGALS	2-2	3-3	5-6	3-5	1-2

Jim Breech: (25G, 43G, 47N, 43N), (31G, 50G, 39B), (49G, 19G, 38G), (35G), (—), (36G, 21G, 44G), (27G, 19G), (34G), (51N).

USUAL STARTERS

OFFENSE		DEFENSE	
WR	Cris Collinsworth	LDE	Eddie Edwards
LOT	Anthony Munoz	NT	Wilson Whitley
LG	Dave Lapham	RDE	Ross Browner
C	Blair Bush	LOLB	Bo Harris
RG	Max Montoya	LILB	Jim LeClair
ROT	Mike Wilson	RILB	Glenn Cameron
TE	Dan Ross	ROLB	Reggie Williams
WR	Isaac Curtis	LCB	Louis Breeden
QB	Ken Anderson	RCB	Ken Riley
HB	Charles Alexander	SS	Bobby Kemp
FB	Pete Johnson	FS	Bryan Hicks

DEFENSE**	ST	AT	TT	SKS-YDS	INT-YDS	PD	FF	FR-YDS
Bobby Kemp	41	11	52	1-2	1-0	6	1	0-0
Jim LeClair	33	17	50	2.5-20	1-11	1	0	0-0
Bryan Hicks	31	17	48	0-0	0-0	9	0	0-0
Reggie Williams	34	9	43	4.5-41	1-20	3	0	4-0
Glenn Cameron	29	14	43	0-0	0-0	1	1	0-0
Ross Browner	28	13	41	3-38	1-29	1	1	0-0
Bo Harris	31	9	40	2-22	1-62	2	1	0-0
Eddie Edwards	25	5	30	6-53	0-0	1	0	1-0
Ken Riley	26	3	29	0-0	5-88	9	0	0-0
Louis Breeden	25	4	29	1-13	2-9	5	0	0-0
Ray Griffin	18	5	23	0-0	1-21	4	0	0-0
Robert Jackson	17	3	20	0-0	0-0	0	1	0-0
Mike Fuller	16	3	19	0-0	1-0	0	0	1-0
Rick Razzano	12	4	16	0-0	0-0	0	1	0-0
Wilson Whitley	11	4	15	1-12	0-0	0	1	0-0
Guy Frazier	10	2	12	0-0	0-0	0	0	0-0
Tom Dinkel	7	2	9	0-0	0-0	0	0	0-0
Oliver Davis	6	3	9	0-0	0-0	2	0	0-0
Jeff Schuh	6	3	9	0-0	0-0	0	0	0-0
Rodney Holman	5	1	6	0-0	0-0	0	0	0-0
David Verser	3	2	5	0-0	0-0	0	0	0-0
Mike St. Clair	4	0	4	0-0	0-0	0	0	0-0
M.L. Harris	3	0	3	0-0	0-0	0	0	0-0
Glen Collins	2	1	3	1-6	0-0	0	0	0-0
Gary Burley	2	0	2	0-0	0-0	0	0	0-0
Blair Bush	2	0	2	0-0	0-0	0	0	0-0
Jerry Boyarsky	1	1	2	0-0	0-0	0	0	0-0
Ron Simpkins	1	1	2	0-0	0-0	0	1	0-0
Ken Anderson	1	0	1	0-0	0-0	0	0	0-0
Cris Collinsworth	1	0	1	0-0	0-0	0	0	0-0
Isaac Curtis	1	0	1	0-0	0-0	0	0	0-0
Pete Johnson	1	0	1	0-0	0-0	0	0	0-0
Steve Kreider	1	0	1	0-0	0-0	0	0	0-0
John Simmons	1	0	1	0-0	0-0	0	0	0-0
Emanuel Weaver	1	0	1	0-0	0-0	0	0	0-0
Mike Wilson	1	0	1	0-0	0-0	0	0	0-0

BLOCKED KICKS	BP	BFG	BXP
(team)	—	—	1

* NOTE: The two-point conversion was not instituted in the NFL until 1994.

1983 STATISTICS

RECORD: 7-9-0

HEAD COACH: FORREST GREGG

DATE	W-L	SCORE	OPPONENT	ATTENDANCE
9-4-83	L	10-20	L.A. RAIDERS	50,956
9-11-83	L	6-10	BUFFALO	46,839
9-15-83	L	7-17	at Cleveland	79,700
9-25-83	W	23-17	at Tampa Bay	56,023
10-2-83	L	31-34	BALTIMORE	48,104
10-10-83	L	14-24	PITTSBURGH	56,086
10-16-83	L	17-24	at Denver	74,305
10-23-83	W	28-21	CLEVELAND	50,047
10-30-83	W	34-14	GREEN BAY	53,349
11-6-83	W	55-14	at Houston	39,706
11-13-83	L	15-20	at Kansas City	44,711
11-20-83	W	38-10	HOUSTON	46,375
11-28-83	L	14-38	at Miami	74,506
12-4-83	W	23-10	at Pittsburgh	55,832
12-11-83	W	17-9	DETROIT	45,728
12-17-83	L	14-20	at Minnesota	51,565

TEAM STATISTICS		BENGALS	OPPONENTS
TOTAL FIRST DOWNS		327	276
Rushing		127	96
Passing		179	156
Penalty		21	24
3rd Down: Made-Att.		97-212	94-216
3rd Down Pct.		45.8	43.5
4th Down: Made-Att.		7-13	7-11
4th Down Pct.		53.8	63.6
POSSESSION AVG.		31:29	28:31
TOTAL NET YARDS		4327	4327
Avg. Per Game		330.4	270.4
Total Plays		1036	973
Avg. Per Play		5.1	4.4
NET YARDS RUSHING		2104	1499
Avg. Per Game		131.5	93.7
Total Rushes		542	430
NET YARDS PASSING		3183	2828
Avg. Per Game		198.9	176.8
Sacked-Yards Lost		40-309	41-335
Gross Yards		3492	3163
Att.-Completions		454-290	502-288
Completion Pct.		63.9	57.4
Had Intercepted		18	23
PUNTS-AVG.		69-40.6	76-42.3
Net Punting Avg.		33.5	35.8
PENALTIES-YARDS		99-837	100-871
FUMBLES-BALLS LOST		35-15	35-16
TOUCHDOWNS		43	36
Rushing		24	16
Passing		14	17
Returns		5	3

SCORE BY PERIODS	1	2	3	4	OT	PTS
BENGALS	102	140	54	50	0	346
OPPONENTS	55	86	65	96	0	302

SCORING	TD	TD-R	TD-P	TD-Rt	PAT	FG	S	PTS
Jim Breech	0	0	0	0	39-41	16-23	0	87
Pete Johnson	14	14	0	0	—	—	—	84
Cris Collinsworth	5	0	5	0	—	—	—	30
Charles Alexander	3	3	0	0	—	—	—	18
Larry Kinnebrew	3	3	0	0	—	—	—	18
Dan Ross	3	0	3	0	—	—	—	18
Isaac Curtis	2	0	2	0	—	—	—	12
M.L. Harris	2	0	2	0	—	—	—	12
Ken Riley	2	0	0	2	—	—	—	12
Turk Schonert	2	2	0	0	—	—	—	12
Stanley Wilson	2	1	1	0	—	—	—	12
Ken Anderson	1	1	0	0	—	—	—	6
James Griffin	1	0	0	1	—	—	—	6
Ray Horton	1	0	0	1	—	—	—	6
Steve Kreider	1	0	1	0	—	—	—	6
Reggie Williams	1	0	0	1	—	—	—	6
Ross Browner	0	0	0	0	^1	—	—	1
BENGALS	43	24	14	5	40-43	16-23	0	346
OPPONENTS	36	16	17	3	35-36	17-22	0	302

*PAT scored on a pass from Steve Kreider.

Two-point conversions: (NA*).

PASSING	ATT	CMP	YDS	CMP%	YDS/ATT	TD	TD%	INT	INT%	LG	SKD-YDS	RAT
Ken Anderson	297	198	2333	66.7	7.86	12	4.0	13	4.4	80t	25-187	85.6
Turk Schonert	156	92	1159	59.0	7.43	2	1.3	5	3.2	54	15-122	73.1
Steve Kreider	1	0	0	0.0	0.00	0	0.0	0	0.0	—	0-0	39.6
BENGALS	454	290	3492	63.9	7.69	14	3.1	18	4.0	80t	40-309	81.1
OPPONENTS	502	288	3163	57.4	6.30	17	3.4	23	4.6	53	41-335	68.3

RUSHING	ATT	YDS	AVG	LG	TD
Pete Johnson	210	763	3.6	16t	14
Charles Alexander	153	523	3.4	12	3
Stanley Wilson	56	267	4.8	18	1
Larry Kinnebrew	39	156	4.0	17	3
Ken Anderson	22	147	6.7	29	1
Turk Schonert	29	117	4.0	15	2
Rodney Tate	25	77	3.1	13	0
David Verser	2	31	15.5	29	0
Mike Martin	2	21	10.5	15	0
Cris Collinsworth	2	2	1.0	8	0
Steve Kreider	1	2	2.0	2	0
Jeff Christensen	1	-2	-2.0	-2	0
BENGALS	542	2104	3.9	29	24
OPPONENTS	430	1499	3.5	40	16

RECEIVING	REC	YDS	AVG	LG	TD
Cris Collinsworth	66	1130	17.1	63	5
Isaac Curtis	42	571	13.6	80t	2
Steve Kreider	42	554	13.2	54	1
Dan Ross	42	483	11.5	30	3
Charles Alexander	32	187	5.8	14	0
Rodney Tate	18	142	7.9	25	0
Pete Johnson	15	129	8.6	18	0
Stanley Wilson	12	107	8.9	19	1
M.L. Harris	8	66	8.3	14	2
David Verser	7	82	11.7	22	0
Mike Martin	2	22	11.0	12	0
Rodney Holman	2	15	7.5	10	0
Larry Kinnebrew	2	4	2.0	2	0
BENGALS	290	3492	12.0	80t	14
OPPONENTS	288	3163	11.0	53	17

INTERCEPTIONS	NO	YDS	AVG	LG	TD
Ken Riley	8	89	11.1	42t	2
Ray Horton	5	121	24.2	55t	1
Bobby Kemp	3	26	8.7	26	0
Louis Breen	2	47	23.5	39	0
Ray Griffin	2	24	12.0	24	0
Robert Jackson	2	21	10.5	15	0
James Griffin	1	41	41.0	41t	1
BENGALS	23	369	16.0	55t	4
OPPONENTS	18	298	16.6	70t	2

PUNTING	NO	YDS	AVG	NET	TB	IN-20	LG	BLK
Pat McInally	67	2804	41.9	33.5	9	13	60	2
BENGALS	69	2804	40.6	33.5	9	13	60	2
OPPONENTS	76	3211	42.3	35.8	4	21	70	0

PUNT RETURNS	NO	FC	YDS	AVG	LG	TD
John Simmons	25	2	173	6.9	43	0
Mike Martin	23	3	227	9.9	19	0
Ray Horton	1	1	10	10.0	10	0
BENGALS	49	6	410	8.4	43	0
OPPONENTS	41	5	310	7.6	50	0

KICKOFF RETURNS	NO	YDS	AVG	LG	TD
John Simmons	14	317	22.6	36	0
David Verser	13	253	19.5	29	0
Rodney Tate	13	218	16.8	23	0
Stanley Wilson	7	161	23.0	32	0
Ray Horton	5	128	25.6	49	0
Mike Martin	1	19	19.0	19	0
Tom Dinkel	1	1	1.0	1	0
BENGALS	54	1097	20.3	49	0
OPPONENTS	68	1298	19.1	90	0

FIELD GOALS	1-19	20-29	30-39	40-49	50+
Jim Breech	2-2	7-7	5-7	2-5	0-2
BENGALS	2-2	7-7	5-7	2-5	0-2

Jim Breech: (36G), (40N, 47G, 30G), (—), (24G), (19G), (47N), (51N, 35G), (—), (—), (29G, 44G), (31G, 23G, 23G), (26G), (—), (32G, 19G, 27G), (32N, 28G), (44N, 35N, 52N).

USUAL STARTERS

OFFENSE		DEFENSE	
WR	Cris Collinsworth	LDE	Eddie Edwards
LOT	Anthony Munoz	NT	Jerry Boyarsky
LG	Dave Lapham	RDE	Ross Browner,
C	Dave Rimington		Glen Collins
RG	Max Montoya	LOLB	Tom Dinkel
ROT	Mike Wilson	LILB	Jim LeClair
TE	Dan Ross	RLB	Glenn Cameron
WR	Isaac Curtis	ROLB	Reggie Williams
QB	Ken Anderson	LCB	Louis Breen
HB	Rodney Tate,	RCB	Ken Riley
	Charles Alexander,	SS	Bobby Kemp
FB	Charles Alexander,	FS	Robert Jackson
	Pete Johnson		

DEFENSE**

ST	AT	TT	SKS-YDS	INT-YDS	PD	FF	FR-YDS
Glenn Cameron	63	40	103	2-18	0-0	1	0 1-1
Reggie Williams	57	33	90	7.5-64.5	0-0	5	3 4-9
Robert Jackson	51	37	88	0-0	2-21	7	0 0-0
Jim LeClair	38	40	78	1-11	0-0	2	0 0-0
Louis Breen	44	15	59	1-9	2-47	10	1 1-0
Bobby Kemp	38	21	59	1-10	3-26	7	1 1-0
Tim Krumrie	32	21	53	1.5-2.5	0-0	0	0 0-0
Ken Riley	39	5	44	0-0	8-89	12	0 1-0
Ray Horton	28	16	44	0-0	5-121	6	0 0-0
Guy Frazier	28	14	42	1-8	0-0	0	0 0-0
Ross Browner	25	15	40	3-26	0-0	1	2 0-0
Eddie Edwards	23	15	38	13-94.5	0-0	0	0 1-0
Rick Razzano	20	16	36	0-0	0-0	0	0 1-0
Tom Dinkel	22	12	34	0.5-4	0-0	3	0 2-4
Jerry Boyarsky	18	14	32	1.5-13.5	0-0	0	0 0-0
Ray Griffin	20	4	24	1-10	2-24	0	1 1-13
Glen Collins	13	8	21	5-53	0-2	1	1 1-0
John Simmons	10	7	17	0-0	0-0	1	0 0-0
Jeff Schuh	8	5	13	0-0	0-0	0	0 0-0
Larry Kinnebrew	10	2	12	0-0	0-0	0	0 0-0
Steve Maidlow	10	1	11	0-0	0-0	0	0 0-0
Ron Simpkins	5	6	11	0-0	0-0	0	0 1-0
James Griffin	8	2	10	0-0	1-41	1	0 0-0
Jimmy Turner	6	2	8	0-0	0-0	1	0 0-0
Stanley Wilson	4	3	7	0-0	0-0	0	0 0-0
Gary Burley	5	0	5	2-11	0-0	2	0 0-0
Rodney Holman	4	1	5	0-0	0-0	0	0 0-0
M.L. Harris	3	1	4	0-0	0-0	0	0 0-0
Charles Alexander	3	0	3	0-0	0-0	0	0 0-0
Mike Martin	3	0	3	0-0	0-0	0	0 0-0
Isaac Curtis	2	0	2	0-0	0-0	0	0 0-0
Jim Hannula	0	2	2	0-0	0-0	0	0 0-0
Jim Breech	1	0	1	0-0	0-0	0	0 0-0
Cris Collinsworth	1	0	1	0-0	0-0	0	0 0-0
Pete Johnson	1	0	1	0-0	0-0	0	0 0-0
Steve Kreider	1	0	1	0-0	0-0	0	0 0-0
Dave Lapham	1	0	1	0-0	0-0	0	0 0-0
Anthony Munoz	1	0	1	0-0	0-0	0	0 0-0
Dave Rimington	1	0	1	0-0	0-0	0	0 0-0
Dan Ross	1	0	1	0-0	0-0	0	0 0-0
Bryan Hicks	0	1	1	0-0	0-0	1	0 0-0

BLOCKED KICKS

	BP	BFG	BXP
Tim Krumrie	0	0	1

* NOTE: The two-point conversion was not instituted in the NFL until 1994.

** NOTE: It was not standard practice to separate the three types of defensive statistics — defense, special teams and miscellaneous — until 1988. Thus, the defensive statistics listed above include the combined totals of all three types. All defensive statistics above are press box statistics produced at the games.

1984 STATISTICS

RECORD: 8-8-0

HEAD COACH: SAM WYCHE

DATE	W-L	SCORE	OPPONENT	ATTENDANCE
9-2-84	L	17-20	at Denver	74,178
9-9-84	L	22-27	KANSAS CITY	47,111
9-16-84	L	23-43	at N.Y. Jets	64,193
9-23-84	L	14-24	L.A. RAMS	45,406
10-1-84	L	17-38	at Pittsburgh	57,098
10-7-84	W	13-3	HOUSTON	43,637
10-14-84	L	14-20	at New England	48,154
10-21-84	W	12-9	CLEVELAND	50,667
10-28-84	W	31-13	at Houston	34,010
11-4-84	L	17-23	at San Francisco	58,324
11-11-84	W	22-20	PITTSBURGH	52,497
11-18-84	L	6-26	SEATTLE	50,280
11-25-84	W	35-14	ATLANTA	44,678
12-2-84	W	20-17 (OT)	at Cleveland	51,774
12-9-84	W	24-21	at New Orleans	40,855
12-16-84	W	52-21	BUFFALO	55,771

TEAM STATISTICS		BENGALS	OPPONENTS
TOTAL FIRST DOWNS339			
Rushing.....		135	115
Passing.....		179	191
Penalty.....		25	16
3rd Down: Made-Att.....		93-211	82-202
3rd Down Pct.....		44.1	40.6
4th Down: Made-Att.....		10-14	5-11
4th Down Pct.....		71.4	45.5
POSSESSION AVG.....		30:50	29:10
TOTAL NET YARDS		5480	5259
Avg. Per Game.....		342.5	328.7
Total Plays.....		1081	1034
Avg. Per Play.....		5.1	5.1
NET YARDS RUSHING		2179	1868
Avg. Per Game.....		136.2	116.8
Total Rushes.....		540	477
NET YARDS PASSING		3301	3391
Avg. Per Game.....		206.3	211.9
Sacked-Yards Lost.....		45-358	40-298
Gross Yards.....		3659	3689
Att.-Completions.....		496-306	517-302
Completion Pct.....		61.7	58.4
Had Intercepted.....		22	25
PUNTS-AVG		67-42.3	67-41.4
Net Punting Avg.....		35.3	31.6
PENALTIES-YARDS		85-693	90-743
FUMBLES-BALLS LOST		32-17	27-15
TOUCHDOWNS		39	39
Rushing.....		18	21
Passing.....		17	15
Returns.....		4	3

SCORE BY PERIODS	1	2	3	4	OT	PTS
BENGALS.....	53	105	77	101	3	339
OPPONENTS.....	40	98	78	123	0	339

SCORING							
TD	TD-R	TD-P	TD-Rt	PAT	FG	S	PTS
Jim Breech.....	0	0	0	37-37	22-31	0	103
Larry Kinnebrew.....	10	9	1	0	—	0	60
Cris Collinsworth.....	6	0	6	0	—	0	36
Stanford Jennings.....	5	2	3	0	—	0	30
James Brooks.....	4	2	2	0	—	0	24
Charles Alexander.....	2	2	0	0	—	0	12
Boomer Esiason.....	2	2	0	0	—	0	12
M.L. Harris.....	2	0	2	0	—	0	12
James Griffin.....	1	0	0	1	—	0	6
Rodney Holman.....	1	0	1	0	—	0	6
Ray Horton.....	1	0	0	1	—	0	6
Robert Jackson.....	1	0	0	1	—	0	6
Steve Kreider.....	1	0	1	0	—	0	6
Anthony Munoz.....	1	0	1	0	—	0	6
Turk Schonert.....	1	1	0	0	—	0	6
John Simmons.....	1	0	0	1	—	0	6
(team).....	—	—	—	—	—	1	2
BENGALS.....	39	18	17	4	37-39	22-31	1 339
OPPONENTS.....	39	21	15	3	37-39	22-27	1 339

Two-point conversions: (NA)*.

PASSING		ATT	CMP	YDS	CMP%	YDS/ATT	TD	TD%	INT	INT%	LG	SKD-YDS	RAT
Ken Anderson.....	275	175	2107	63.6	7.66	10	3.6	12	4.4	801	24-191	81.0	
Turk Schonert.....	117	78	945	66.7	8.08	4	3.4	7	6.0	571	16-115	77.8	
Boomer Esiason.....	102	51	530	50.0	5.20	3	2.9	3	2.9	36	5-52	62.9	
Pat McInally.....	2	2	77	100.0	38.50	0	0.0	0	0.0	43	0-0	118.8	
BENGALS.....	496	306	3659	61.7	7.38	17	3.4	22	4.4	801	45-358	77.2	
OPPONENTS.....	517	302	3689	58.4	7.14	15	2.9	25	4.8	76	40-298	70.0	

RUSHING		ATT	YDS	AVG	LG	TD
Larry Kinnebrew.....	154	623	4.0	23	9	
Charles Alexander.....	132	479	3.6	22	2	
James Brooks.....	103	396	3.8	33	2	
Stanford Jennings.....	79	379	4.8	20t	2	
Turk Schonert.....	13	77	5.9	17	1	
Stanley Wilson.....	17	74	4.4	9	0	
Ken Anderson.....	11	64	5.8	14	0	
Boomer Esiason.....	19	63	3.3	9	2	
John Farley.....	7	11	1.6	5	0	
Cris Collinsworth.....	1	7	7.0	7	0	
David Verser.....	2	5	2.5	3	0	
Mike Martin.....	1	3	3.0	3	0	
M.L. Harris.....	1	—	—	—	0	
BENGALS.....	540	2179	4.0	33	18	
OPPONENTS.....	477	1868	3.9	36t	21	

RECEIVING		REC	YDS	AVG	LG	TD
Cris Collinsworth.....	64	989	15.5	57t	6	
M.L. Harris.....	48	759	15.8	80t	2	
Stanford Jennings.....	35	346	9.9	43	3	
James Brooks.....	34	268	7.9	27t	2	
Charles Alexander.....	29	203	7.0	22	0	
Rodney Holman.....	21	239	11.4	27	1	
Steve Kreider.....	20	243	12.2	27	1	
Larry Kinnebrew.....	19	159	8.4	22	1	
Isaac Curtis.....	12	135	11.3	22	0	
Mike Martin.....	11	164	14.9	42	0	
David Verser.....	6	113	18.8	28	0	
Stanley Wilson.....	2	15	7.5	11	0	
Don Kern.....	2	14	7.0	9	0	
John Farley.....	2	11	5.5	10	0	
Anthony Munoz.....	1	1	1.0	1t	1	
BENGALS.....	306	3659	12.0	80t	17	
OPPONENTS.....	302	3689	12.2	76	15	

INTERCEPTIONS		NO	YDS	AVG	LG	TD
Louis Breeden.....	4	96	24.0	70	0	
Robert Jackson.....	4	32	8.0	28t	1	
Bobby Kemp.....	4	27	6.8	14	0	
Ray Horton.....	3	48	16.0	48t	1	
John Simmons.....	2	43	21.5	43t	1	
Reggie Williams.....	2	33	16.5	33	0	
Ray Griffin.....	2	13	6.5	13	0	
James Griffin.....	1	57	57.0	57t	1	
Glenn Cameron.....	1	15	15.0	15	0	
Jimmy Turner.....	1	4	4.0	4	0	
Jeff Schuh.....	1	0	0.0	0	0	
BENGALS.....	25	368	14.7	70	4	
OPPONENTS.....	22	364	16.5	52t	2	

PUNTING		NO	YDS	AVG	NET	TB	IN-20	LG	BLK
Pat McInally.....	67	2832	42.3	35.3	8	19	61	0	0
BENGALS.....	67	2832	42.3	35.3	8	19	61	0	0
OPPONENTS.....	67	2771	41.4	31.6	9	12	62	1	0

PUNT RETURNS		NO	FC	YDS	AVG	LG	TD
Mike Martin.....	24	5	376	15.7	55	0	
John Simmons.....	12	6	98	8.2	30	0	
Ray Horton.....	2	0	—	—	0	0	
BENGALS.....	38	11	473	12.4	55	0	
OPPONENTS.....	38	3	310	8.2	19	0	

KICKOFF RETURNS		NO	YDS	AVG	LG	TD
Stanford Jennings.....	22	452	20.5	46	0	
Mike Martin.....	19	386	20.3	44	0	
James Brooks.....	7	144	20.6	37	0	
John Farley.....	6	93	15.5	32	0	
David Verser.....	3	46	15.3	23	0	
John Simmons.....	1	15	15.0	15	0	
M.L. Harris.....	1	12	12.0	12	0	
Larry Kinnebrew.....	1	7	7.0	7	0	
Gary Williams.....	1	0	0.0	0	0	
BENGALS.....	61	1155	18.9	46	0	
OPPONENTS.....	69	1446	21.0	73	1	

FIELD GOALS		1-19	20-29	30-39	40-49	50+
Jim Breech.....	0-0	9-10	10-12	3-4	0-5	0-5
BENGALS.....	0-0	9-10	10-12	3-4	0-5	0-5

Jim Breech: (46G, 50N, 22N), (55N, 29G, 48G), (21G), (—), (32G), (22G, 33G, 51N), (37N, 35N), (24G, 23G, 33G, 25G), (33G), (39G), (42G, 21G, 28G), (30G, 33G), (51N), (22G, 43N, 35G), (50N, 35G), (36G).

USUAL STARTERS

OFFENSE		DEFENSE	
WR	Cris Collinsworth	LDE	Eddie Edwards
LOT	Anthony Munoz	NT	Tim Krumie
LG	Brian Blados	RDE	Ross Browner
C	Dave Rimington	LOLB	Jeff Schuh
RG	Max Montoya	LILB	Ron Simpkins
ROT	Mike Wilson	RILB	Glenn Cameron
TE	M.L. Harris	ROLB	Reggie Williams
WR	Isaac Curtis	LCB	Louis Breeden
QB	Ken Anderson	RCB	Ray Horton
HB	James Brooks	SS	Jimmy Turner,
FB	Charles Alexander		Bobby Kemp
		FS	Robert Jackson

DEFENSE**		ST	AT	TT	SKS-YDS	INT-YDS	PD	FF	FR-YDS
Reggie Williams.....	65	27	92	9-55	2-33	6	0	0-0	
Tim Krumie.....	57	27	84	5-46	0-0	0	0	1-8	
Ron Simpkins.....	52	28	80	0-0	0-0	2	0	1-0	
Robert Jackson.....	54	22	76	0-0	4-32	10	1	2-0	
Ross Browner.....	48	26	74	8-54	0-0	3	3	1-0	
Ray Horton.....	49	17	66	1-8	3-48	16	1	1-0	
Eddie Edwards.....	48	16	64	9-68	0-0	1	2	3-(-2)	
Glenn Cameron.....	38	22	60	1-7	1-15	2	0	0-0	
Louis Breeden.....	43	15	58	0-0	4-96	14	0	0-0	
Jeff Schuh.....	36	16	52	2-17	1-0	1	0	0-0	
Jimmy Turner.....	38	12	50	0-0	1-4	6	0	1-0	
Bobby Kemp.....	35	10	45	0-0	4-27	6	0	1-0	
Guy Frazier.....	26	16	42	2-21	0-0	2	2	0-0	
John Simmons.....	24	8	32	0-0	2-43	5	1	0-0	
Rick Razzano.....	12	15	27	0-0	0-0	1	0	1-0	
Ray Griffin.....	20	5	25	0-0	2-13	5	0	1-0	
Jerry Boyarsky.....	8	10	18	0-0	0-0	0	0	0-0	
James Griffin.....	13	3	16	0-0	1-57	4	0	0-0	
Don Kern.....	8	7	15	0-0	0-0	1	0	0-0	
Steve Maidlow.....	10	3	13	0-0	0-0	0	0	0-0	
Leo Barker.....	8	4	12	0-0	0-0	0	0	0-0	
Glen Collins.....	7	5	12	3-22	0-0	1	1	1-0	
Bruce Kozerski.....	7	1	8	0-0	0-0	0	0	0-0	
Rodney Holman.....	5	1	6	0-0	0-0	0	0	1-0	
Pete Koch.....	5	1	6	0-0	0-0	0	0	0-0	
Larry Kinnebrew.....	3	2	5	0-0	0-0	0	0	0-0	
Charles Alexander.....	3	0	3	0-0	0-0	0	0	0-0	
Mike Martin.....	3	0	3	0-0	0-0	0	0	0-0	
Ralph Battle.....	2	1	3	0-0	0-0	0	0	0-0	
Brian Pillman.....	2	1	3	0-0	0-0	0	0	0-0	
M.L. Harris.....	2	0	2	0-0	0-0	0	0	0-0	
David Verser.....	2	0	2	0-0	0-0	0	0	0-0	
Jim Breech.....	1	1	2	0-0	0-0	0	0	0-0	
Ken Anderson.....	1	0	1	0-0	0-0	0	0	0-0	
Brian Blados.....	1	0	1	0-0	0-0	0	0	0-0	
Isaac Curtis.....	1	0	1	0-0	0-0	0	0	0-0	
John Farley.....	1	0	1	0-0	0-0	0	0	0-0	
Max Montoya.....									

1985 STATISTICS

RECORD: 7-9-0

HEAD COACH: SAM WYCHE

DATE	W-L	SCORE	OPPONENT	ATTENDANCE
9-8-85	L	24-28	SEATTLE	51,625
9-15-85	L	27-41	at St. Louis	46,321
9-22-85	L	41-44	SAN DIEGO	52,270
9-30-85	W	37-24	at Pittsburgh	59,541
10-6-85	L	20-29	N.Y. JETS	51,785
10-13-85	W	35-30	N.Y. GIANTS	53,112
10-20-85	L	27-44	at Houston	35,590
10-27-85	W	26-21	PITTSBURGH	55,421
11-3-85	W	23-17	at Buffalo	25,640
11-10-85	W	27-10	CLEVELAND	57,293
11-17-85	L	6-13	at L.A. Raiders	52,501
11-24-85	L	6-24	at Cleveland	74,439
12-1-85	W	45-27	HOUSTON	46,140
12-8-85	W	50-24	DALLAS	56,936
12-15-85	L	24-27	at Washington	50,544
12-22-85	L	23-34	at New England	57,953

TEAM STATISTICS	BENGALS	OPPONENTS
TOTAL FIRST DOWNS	344	337
Rushing	125	118
Passing	191	194
Penalty	28	25
3rd Down: Made-Att.	82-208	85-197
3rd Down Pct.	39.4	43.1
4th Down: Made-Att.	9-19	8-12
4th Down Pct.	47.4	66.7
POSSESSION AVG.	31:18	28:42
TOTAL NET YARDS	5900	5663
Avg. Per Game	368.8	353.9
Total Plays	1062	1019
Avg. Per Play	5.6	5.6
NET YARDS RUSHING	2183	1999
Avg. Per Game	136.4	124.9
Total Rushes	503	461
NET YARDS PASSING	3717	3664
Avg. Per Game	232.3	229.0
Sacked-Yards Lost	41-365	40-334
Gross Yards	4082	3998
Att.-Completions	518-302	518-297
Completion Pct.	58.3	57.3
Had Intercepted	13	19
PUNTS-AVG.	63-40.7	60-41.3
Net Punting Avg.	29.7	34.5
PENALTIES-YARDS	110-795	84-731
FUMBLES-BALLS LOST	35-16	34-19
TOUCHDOWNS	53	51
Rushing	20	23
Passing	31	26
Returns	2	2

SCORE BY PERIODS	1	2	3	4	OT	PTS
BENGALS	115	106	119	101	0	441
OPPONENTS	61	131	107	138	0	437

SCORING	TD	TD-R	TD-P	TD-Rt	PAT	FG	S	PTS
Jim Breech	0	0	0	0	48-50	24-33	0	120
James Brooks	12	7	5	0	—	—	0	72
Larry Kinnebrew	10	9	1	0	—	—	0	60
Eddie Brown	8	0	8	0	—	—	0	48
Rodney Holman	7	0	7	0	—	—	0	42
Cris Collinsworth	5	0	5	0	—	—	0	30
Stanford Jennings	4	1	3	0	—	—	0	24
Charles Alexander	2	2	0	0	—	—	0	12
Steve Kreider	1	0	1	0	^1	—	0	7
Boomer Esiason	1	1	0	0	—	—	0	6
James Griffin	1	0	0	1	—	—	0	6
M.L. Harris	1	0	1	0	—	—	0	6
Robert Jackson	1	0	0	1	—	—	0	6
Ross Browner	0	0	0	0	—	—	1	2
BENGALS	53	20	31	2	49-53	24-33	1	441
OPPONENTS	51	23	26	2	51-51	26-34	1	437

*PAT scored on a run.

Two-point conversions: (NA).

PASSING	ATT	CMP	YDS	CMP%	YDS/ATT	TD	TD%	INT	INT%	LG	SKD-YDS	RAT	
Boomer Esiason	431	251	3443	58.2	7.99	27	6.3	12	2.8	68t	32-289	93.2	
Turk Schonert	51	33	460	64.7	9.02	1	2.0	0	0.0	71	6-54	100.1	
Ken Anderson	32	16	170	50.0	5.31	2	6.3	0	0.0	44t	2-16	86.7	
James Brooks	1	1	8	100.0	8.00	1	100.0	0	0.0	8t	0-0	139.6	
Steve Kreider	1	1	1	100.0	1.00	0	0.0	0	0.0	1	0-0	79.2	
Cris Collinsworth	1	0	0	0.0	0.00	0	0.0	1	100.0	—	0-0	0.0	
Pat McNally	1	0	0	0.0	0.00	0	0.0	0	0.0	—	0-0	39.6	
Eddie Brown	0	0	0	—	—	0	—	0	—	—	—	1.6	—
BENGALS	518	302	4082	58.3	7.88	31	6.0	13	2.5	71	41-365	93.0	
OPPONENTS	518	297	3998	57.3	7.72	26	5.0	19	3.7	72t	40-334	83.5	

RUSHING	ATT	YDS	AVG	LG	TD
James Brooks	192	929	4.8	39	7
Larry Kinnebrew	170	714	4.2	29	9
Charles Alexander	44	156	3.5	18	2
Eddie Brown	14	129	9.2	35	0
Stanford Jennings	31	92	3.0	19	1
Boomer Esiason	33	79	2.4	20	1
Bill Johnson	8	44	5.5	15	0
Turk Schonert	8	39	4.9	17	0
Cris Collinsworth	1	3	3.0	3	0
Ken Anderson	1	0	0.0	0	0
Pat McNally	1	-2	-2.0	-2	0
BENGALS	503	2183	4.3	39	20
OPPONENTS	461	1999	4.3	56t	23

RECEIVING	REC	YDS	AVG	LG	TD
Cris Collinsworth	65	1125	17.3	71	5
James Brooks	55	576	10.5	57t	5
Eddie Brown	53	942	17.8	68t	8
Rodney Holman	38	479	12.6	64t	7
Larry Kinnebrew	22	187	8.5	29t	1
Charles Alexander	15	110	7.3	19	0
Mike Martin	14	187	13.4	28	0
Stanford Jennings	12	101	8.4	24	3
Steve Kreider	10	184	18.4	56	1
M.L. Harris	10	123	12.3	22t	1
Dan Ross	6	63	10.5	20	0
Brian Blados	1	4	4.0	4	0
Anthony Munoz	1	1	1.0	1	0
BENGALS	302	4082	13.5	71	31
OPPONENTS	297	3998	13.5	72t	26

INTERCEPTIONS	NO	YDS	AVG	LG	TD
James Griffin	7	116	16.6	33	1
Robert Jackson	6	100	16.7	57t	1
Louis Breen	2	24	12.0	30	0
Ray Horton	2	3	1.5	3	0
Jimmy Turner	1	40	40.0	40	0
Bobby Kemp	1	0	0.0	0	0
BENGALS	19	283	14.9	57t	2
OPPONENTS	13	199	15.3	58	0

PUNTING	NO	YDS	AVG	NET	TB	IN-20	LG	BLK
Pat McNally	57	2410	42.3	29.9	7	8	64	1
Jim Breech	5	153	30.6	26.8	0	2	43	0
BENGALS	63	2563	40.7	29.7	7	10	64	1
OPPONENTS	60	2477	41.3	34.5	7	11	63	0

PUNT RETURNS	NO	FC	YDS	AVG	LG	TD
Mike Martin	32	8	268	8.4	26	0
BENGALS	32	8	268	8.4	26	0
OPPONENTS	42	0	554	13.2	62t	1

KICKOFF RETURNS	NO	YDS	AVG	LG	TD
Mike Martin	48	1104	23.0	45	0
Stanford Jennings	13	218	16.8	26	0
James Brooks	3	38	12.7	15	0
Carl Zander	1	19	19.0	19	0
Eddie Brown	1	6	6.0	6	0
James Griffin	1	0	0.0	0	0
BENGALS	67	1385	20.7	45	0
OPPONENTS	81	1734	21.4	58	0

FIELD GOALS	1-19	20-29	30-39	40-49	50+
Jim Breech	0-0	7-8	12-13	4-6	1-6
BENGALS	0-0	7-8	12-13	4-6	1-6

Jim Breech: (22G), (46G, 33G), (—), (50N, 32G), (29G, 53G, 53N), (—), (47G, 22G), (32G, 39G, 40G, 37G), (31G), (28G, 33G, 51N, 50N), (37N, 39G, 37G), (30G, 29G), (48N, 28N, 29G), (49N), (51N, 38G), (22G, 42G, 30G).

USUAL STARTERS

OFFENSE		DEFENSE	
WR	Cris Collinsworth	LDE	Eddie Edwards
LOT	Anthony Munoz	NT	Tim Krumie
LG	Brian Blados	RDE	Ross Browner
C	Dave Rimington	LOLB	Jeff Schuh
RG	Max Montoya	LILB	Ron Simpkins, Carl Zander
ROT	Mike Wilson		
TE	Rodney Holman	RILB	Glenn Cameron
WR	Eddie Brown	ROLB	Reggie Williams
QB	Boomer Esiason	LCB	Louis Breen
HB	James Brooks	RCB	Ray Horton
FB	Larry Kinnebrew	SS	Bobby Kemp
		FS	James Griffin

DEFENSE**	ST	AT	TT	SKS-YDS	INT-YDS	PD	FF	FR-YDS
Tim Krumie	68	28	96	3.5-25	0-0	1	1	2-0
Robert Jackson	70	16	86	0-0	6-100	12	2	1-0
Louis Breen	60	21	81	1-10	2-24	17	0	0-0
Ron Simpkins	56	22	78	3.5-31	0-0	2	2	1-4
Bobby Kemp	57	17	74	1-5	1-0	3	1	0-0
Reggie Williams	44	22	66	3.5-31	0-0	4	3	4-4
Ray Horton	53	10	63	0-0	2-3	8	0	1-0
Ross Browner	48	15	63	9-69	0-0	1	0	2-0
Carl Zander	48	12	60	2-11	0-0	1	1	1-34
James Griffin	40	15	55	1-11	7-116	11	2	1-29
Eddie Edwards	36	10	46	8.5-71	0-0	3	2	0-0
Jeff Schuh	36	10	46	4-35	0-0	1	1	1-0
Glenn Cameron	30	8	38	0-0	0-0	0	0	0-0
Jimmy Turner	24	9	33	0-0	1-40	2	0	0-0
Leo Barker	24	8	32	0-0	0-0	1	3	0-0
Emmanuel King	15	2	17	2-21	0-0	0	0	1-0
Jerry Boyarsky	8	6	14	1-14	0-0	0	0	0-0
Bill Johnson	10	3	13	0-0	0-0	0	0	0-0
John Simmons	8	2	10	0-0	0-0	0	0	0-0
Lee Davis	4	4	8	0-0	0-0	1	0	0-0
Sam Washington	5	2	7	0-0	0-0	2	0	1-0
Glen Collins	5	1	6	0-0	0-0	1	0	0-0
Stanford Jennings	5	1	6	0-0	0-0	0	0	1-0
Don Kern	4	2	6	0-0	0-0	0	0	0-0
Tom Dinkel	3	0	3	0-0	0-0	0	0	0-0
Steve Kreider	3	0	3	0-0	0-0	0	0	0-0
Max Montoya	3	0	3	0-0	0-0	0	0	0-0
Rodney Holman	2	1	3	0-0	0-0	0	0	0-0
Sean Thomas	2	1	3	0-0	0-0	0	0	0-0
James Brooks	2	0	2	0-0	0-0	0	0	0-0
Boomer Esiason	2	0	2	0-0	0-0	0	0	0-0
M.L. Harris	2	0	2	0-0	0-0	0	0	0-0
Larry Kinnebrew	2	0	2	0-0	0-0	0	0	0-0
Mike Wilson	2	0	2	0-0	0-0	0	0	0-0
Charles Alexander	1	0	1	0-0	0-0	0	0	0-0
Eddie Brown	1	0	1	0-0	0-0	0	0	0-0
Pat McNally	1	0	1	0-0	0-0	0	0	0-0
Anthony Munoz	1	0	1	0-0	0-0	0	0	0-0
Bruce Reimers	1	0	1	0-0	0-0	0	0	0-0

BLOCKED KICKS	BP	BFG	BXP
(none)	0	0	0

* NOTE: The two-point conversion was not instituted in the NFL until 1994.

** NOTE: It was not standard practice to separate the three types of defensive statistics — defense, special teams and miscellaneous — until 1988. Thus, the defensive statistics listed above include the combined totals of all three types. All defensive statistics above are press box statistics produced at the games.

1986 STATISTICS

RECORD: 10-6-0

HEAD COACH: SAM WYCHE

DATE	W-L	SCORE	OPPONENT	ATTENDANCE
9-7-86	L	14-24	at Kansas City	43,430
9-14-86	W	36-33 (OT)	BUFFALO	52,714
9-18-86	W	30-13	at Cleveland	78,779
9-28-86	L	7-44	CHICAGO	55,146
10-5-86	W	34-28	at Green Bay	51,230
10-13-86	W	24-22	PITTSBURGH	54,283
10-19-86	W	31-28	HOUSTON	53,844
10-26-86	L	9-30	at Pittsburgh	50,815
11-2-86	W	24-17	at Detroit	52,423
11-9-86	L	28-32	at Houston	32,130
11-16-86	W	34-7	SEATTLE	54,410
11-23-86	W	24-20	MINNESOTA	53,003
11-30-86	L	28-34	at Denver	58,705
12-7-86	W	31-7	at New England	60,633
12-14-86	L	3-34	CLEVELAND	58,062
12-21-86	W	52-21	N.Y. JETS	51,619

TEAM STATISTICS	BENGALS	OPPONENTS
TOTAL FIRST DOWNS	348	336
Rushing	134	134
Passing	183	171
Penalty	31	31
3rd Down: Made-Att.	79-199	84-218
3rd Down Pct.	39.7	38.5
4th Down: Made-Att.	9-16	12-16
4th Down Pct.	56.3	75.0
POSSESSION AVG.	28:48	31:12
TOTAL NET YARDS	6490	5274
Avg. Per Game	405.6	329.6
Total Plays	1046	1051
Avg. Per Play	6.2	5.0
NET YARDS RUSHING	2533	2122
Avg. Per Game	158.3	132.6
Total Rushes	521	514
NET YARDS PASSING	3957	3152
Avg. Per Game	247.3	197.0
Sacked-Yards Lost	28-203	42-368
Gross Yards	4160	3520
Att.-Completions	497-287	495-278
Completion Pct.	57.7	56.2
Had Intercepted	20	17
PUNTS-AVG.	59-33.8	77-39.8
Net Punting Avg.	29.7	34.5
PENALTIES-YARDS	111-847	93-840
FUMBLES-BALLS LOST	31-16	30-11
TOUCHDOWNS	51	47
Rushing	24	23
Passing	25	17
Returns	2	7

SCORE BY PERIODS	1	2	3	4	OT	PTS
BENGALS	69	126	72	139	3	409
OPPONENTS	113	92	122	67	0	394

SCORING	TD	TD-R	TD-P	TD-R	PAT	FG	S	PTS
Jim Breech	0	0	0	0	50-51	17-32	0	101
Cris Collinsworth	10	0	10	0	—	—	0	60
James Brooks	9	5	4	0	—	—	0	54
Larry Kinnebrew	9	8	1	0	—	—	0	54
Stanley Wilson	8	8	0	0	—	—	0	48
Eddie Brown	4	0	4	0	—	—	0	24
Rodney Holman	2	0	2	0	—	—	0	12
Anthony Munoz	2	0	2	0	—	—	0	12
Louis Breen	1	0	0	1	—	—	0	6
Eddie Edwards	1	0	0	1	—	—	0	6
Boomer Esiason	1	1	0	0	—	—	0	6
Jeff Hayes	1	1	0	0	—	—	0	6
Stanford Jennings	1	1	0	0	—	—	0	6
Eric Kattus	1	0	1	0	—	—	0	6
Tim McGee	1	0	1	0	—	—	0	6
Leon White	0	0	0	0	—	—	1	2
BENGALS	51	24	25	2	50-51	17-32	1	409
OPPONENTS	47	23	17	7	44-47	22-30	1	394

Two-point conversions: (NA)*

PASSING	ATT	CMP	YDS	CMP%	YDS/ATT	TD	TD%	INT	INT%	LG	SKD-YDS	RAT
Boomer Esiason	469	273	3959	58.2	8.44	24	5.1	17	3.6	57	26-194	87.7
Ken Anderson	23	11	171	47.8	7.43	1	4.3	2	8.7	43	1-4	51.2
Doug Gaynor	3	3	30	100.0	10.00	0	0.0	0	0.0	16	1-5	108.3
James Brooks	1	0	0	0.0	0.00	0	0.0	0	0.0	—	0-0	39.6
Steve Kreider	1	0	0	0.0	0.00	0	0.0	1	100.0	—	0-0	0.0
BENGALS	497	287	4160	57.7	8.37	25	5.0	20	4.0	57	28-203	85.1
OPPONENTS	495	278	3520	56.2	7.11	17	3.4	17	3.4	84	42-368	75.7

RUSHING	ATT	YDS	AVG	LG	TD
James Brooks	205	1087	5.3	56	5
Larry Kinnebrew	131	519	4.0	39	8
Stanley Wilson	68	379	5.6	58	8
Bill Johnson	39	226	5.8	34	0
Boomer Esiason	44	146	3.3	23	1
Jeff Hayes	3	92	30.7	61	1
Stanford Jennings	16	54	3.4	10	1
Eddie Brown	8	32	4.0	17	0
Tim McGee	4	10	2.5	8	0
Doug Gaynor	1	4	4.0	4	0
Cris Collinsworth	2	-16	-8.0	-6	0
BENGALS	521	2533	4.9	61	24
OPPONENTS	514	2122	4.1	75	23

RECEIVING	REC	YDS	AVG	LG	TD
Cris Collinsworth	62	1024	16.5	46	10
Eddie Brown	58	964	16.6	57	4
James Brooks	54	686	12.7	54	4
Rodney Holman	40	570	14.3	34	2
Tim McGee	16	276	17.3	51	1
Larry Kinnebrew	13	136	10.5	31	1
Bill Johnson	13	103	7.9	17	0
Eric Kattus	11	99	9.0	28	1
Stanford Jennings	6	86	14.3	34	0
Steve Kreider	5	96	19.2	23	0
Stanley Wilson	4	45	11.3	34	0
Mike Martin	3	68	22.7	51	0
Anthony Munoz	2	7	3.5	5	2
BENGALS	287	4160	14.5	57	25
OPPONENTS	278	3520	12.7	84	17

INTERCEPTIONS	NO	YDS	AVG	LG	TD
Louis Breen	7	72	10.3	36	1
David Fulcher	4	20	5.0	15	0
Leo Barker	2	7	3.5	7	0
Barney Bussey	1	19	19.0	19	0
Carl Zander	1	18	18.0	18	0
Joe Kelly	1	6	6.0	6	0
Ray Horton	1	4	4.0	4	0
BENGALS	17	146	8.6	36	1
OPPONENTS	20	189	9.5	49	0

PUNTING	NO	YDS	AVG	NET	TB	IN-20	LG	BLK
Jeff Hayes	56	1965	35.1	29.7	3	11	52	2
Boomer Esiason	1	31	31.0	31.0	0	1	31	0
BENGALS	59	1996	33.8	29.7	3	12	52	2
OPPONENTS	77	3068	39.8	34.5	9	14	66	0

PUNT RETURNS	NO	FC	YDS	AVG	LG	TD
Mike Martin	13	6	96	7.4	14	0
Ray Horton	11	3	111	10.1	25	0
Tim McGee	3	4	21	7.0	9	0
John Simmons	2	4	7	3.5	6	0
BENGALS	29	17	235	8.1	25	0
OPPONENTS	19	14	182	9.6	54	0

KICKOFF RETURNS	NO	YDS	AVG	LG	TD
Tim McGee	43	1007	23.4	94	0
Stanford Jennings	12	257	21.4	41	0
Mike Martin	4	83	20.8	21	0
Ron Simpkins	2	24	12.0	15	0
Rodney Holman	1	18	18.0	18	0
John Simmons	1	0	0.0	0	0
BENGALS	63	1389	22.0	94	0
OPPONENTS	80	1611	20.1	96	1

FIELD GOALS	1-19	20-29	30-39	40-49	50+
Jim Breech	1-2	4-5	5-7	5-14	2-4
BENGALS	1-2	4-5	5-7	5-14	2-4
OPPONENTS	4-4	4-5	6-6	8-13	0-2

Jim Breech: (—), (51G, 20G), (49G, 33G, 25G), (—), (48N), (40N), (40G), (49N, 51G, 41N), (27N, 19G, 30N, 40G, 31G), (50N, 38G, 44N), (49N, 47N), (37G, 51N, 34G), (19N, 49N, 40G), (39N), (24G, 44N), (23G), (43G).

Opponents: (45N, 18G), (20G, 44G), (19G, 34G), (41G), (—), (27N), (24G, 44G), (—), (31G, 43G, 41G), (50N, 18G), (42G, 25G, 30G, 46G), (49N, 42N, 55N), (24G, 35G), (49G, 33G), (44N), (46N, 39G, 19G), (—).

USUAL STARTERS

OFFENSE		DEFENSE	
WR	Cris Collinsworth	LDE	Eddie Edwards
LOT	Anthony Munoz	NT	Tim Krumrie
LG	Bruce Kozerski	RDE	Ross Browner
C	Dave Rimington	LOLB	Emanuel King
RG	Max Montoya	LILB	Carl Zander
ROT	Brian Blados,	RILB	Leo Barker,
	Joe Walter		Joe Kelly
TE	Rodney Holman	ROLB	Reggie Williams
WR	Eddie Brown	LCB	Louis Breen
QB	Boomer Esiason	RCB	Lewis Billups
HB	James Brooks	SS	David Fulcher
FB	Larry Kinnebrew	FS	Bobby Kemp

DEFENSE**	ST	AT	TT	SKS-YDS	INT-YDS	PD	FF	FR-YDS
Tim Krumrie	73	40	113	1-4	0-0	0	0	2-18
David Fulcher	75	30	105	2-18	4-20	7	0	1-0
Carl Zander	61	36	97	3.5-34	1-18	4	0	1-0
Reggie Williams	73	23	96	4.5-34	0-0	3	2	1-0
Emmanuel King	52	18	70	9-88	0-0	1	2	1-1
Louis Breen	49	7	56	0-0	7-72	14	1	0-0
Ray Horton	44	11	55	0-0	1-4	9	0	0-0
Bobby Kemp	37	14	51	0-0	0-0	3	0	0-0
Ross Browner	37	12	49	6.5-57	0-0	2	1	0-0
Eddie Edwards	35	10	45	6.5-49	0-0	3	0	2-0
Leo Barker	28	15	43	0-0	2-7	2	2	0-0
Joe Kelly	25	10	35	1-7	1-6	1	0	1-0
Lewis Billups	28	5	33	1-9	0-0	11	1	1-2
Ron Simpkins	21	6	27	0-0	0-0	0	0	0-0
Barney Bussey	19	5	24	1-12	1-19	1	0	0-0
Robert Jackson	19	5	24	0-0	0-0	3	0	0-0
Ron Simpkins	21	6	27	0-0	0-0	0	0	0-0
Jim Skow	16	3	19	3-24	0-1	0	0	0-0
John Simmons	16	1	17	1-15	0-0	4	0	0-0
Eric Kattus	13	1	14	0-0	0-0	0	0	0-0
Leon White	12	2	14	0-0	0-0	0	0	0-0
Ed Brady	9	3	12	0-0	0-0	1	0	0-0
Mike Hammerstein	3	7	10	1-6	0-0	0	0	0-0
Jimmy Turner	8	1	9	0-0	0-0	2	0	0-0
Kiki DeAyala	7	2	9	1-11	0-0	0	0	0-0
Bill Johnson	6	2	8	0-0	0-0	0	0	0-0
Stanford Jennings	5	1	6	0-0	0-0	0	0	0-0
Rodney Holman	3	0	3	0-0	0-0	0	0	0-0
Eddie Brown	2	0	2	0-0	0-0	0	0	0-0
Cris Collinsworth	2	0	2	0-0	0-0	0	0	0-0
Bruce Kozerski	2	0	2	0-0	0-0	0	0	0-0
Stanley Wilson	2	0	2	0-0	0-0	0	0	0-0
Jim Breech	1	1	2	0-0	0-0	0	0	0-0
Steve Kreider	1	1	2	0-0	0-0	0	0	0-0
James Brooks	1	0	1	0-0	0-0	0	0	0-0
Jeff Hayes	1	0	1	0-0	0-0	0	0	0-0
Larry Kinnebrew	1	0	1	0-0	0-0	0	0	0-0
Max Montoya	1	0	1	0-0	0-0	0	0	0-0
Joe Walter	1	0	1	0-0	0-0	0	0	0-0
David Douglas	0	1	1	0-0	0-0	0	0	0-0

BLOCKED KICKS	BP	BFG	BXP
Bruce Reimers	0	0	1

* NOTE: The two-point conversion was not instituted in the NFL until 1994.

1987 STATISTICS

RECORD: 4-11-0

HEAD COACH: SAM WYCHE

DATE	W-L	SCORE	OPPONENT	ATTENDANCE
9-13-87	W	23-21	at Indianapolis	59,387
9-20-87	L	26-27	SAN FRANCISCO	53,498
— PLAYERS' STRIKE BEGINS, SEPT. 22 —				
9-27-87	—	—	at L.A. Rams	CANCELED
10-4-87*	L	9-10	SAN DIEGO	18,074
10-11-87*	W	17-10	at Seattle	31,739
— PLAYERS' STRIKE ENDS AT 24 DAYS, OCT. 15 —				
10-18-87*	L	0-34	CLEVELAND	40,179
10-25-87	L	20-23	at Pittsburgh	53,692
11-1-87	L	29-31	HOUSTON	52,700
11-8-87	L	14-20	MIAMI	53,840
11-15-87	W	16-10	at Atlanta	25,758
11-22-87	L	16-30	PITTSBURGH	59,910
11-29-87	L	20-27	at N.Y. Jets	41,135
12-6-87	W	30-27 (OT)	KANSAS CITY	46,489
12-13-87	L	24-38	at Cleveland	77,331
12-20-87	L	24-41	NEW ORLEANS	43,424
12-27-87	L	17-21	at Houston	49,775

*Strike replacement player games.

TEAM STATISTICS	BENGALS	OPPONENTS
TOTAL FIRST DOWNS	319	286
Rushing	130	99
Passing	159	169
Penalty	30	18
3rd Down: Made-Att	81-216	79-194
3rd Down Pct.	37.5	40.7
4th Down: Made-Att	8-18	4-8
4th Down Pct.	44.4	50.0
POSSESSION AVG.	30:24	29:36
TOTAL NET YARDS	5377	4697
Avg. Per Game	358.5	313.1
Total Plays	1045	937
Avg. Per Play	5.1	5.0
NET YARDS RUSHING	2164	1641
Avg. Per Game	144.3	109.4
Total Rushes	538	441
NET YARDS PASSING	3213	3056
Avg. Per Game	214.2	203.7
Sacked-Yards Lost	32-255	40-303
Gross Yards	3468	3359
Att.-Completions	475-255	456-267
Completion Pct.	53.7	58.6
Had Intercepted	20	14
PUNTS-AVG.	73-40.2	75-40.2
Net Punting Avg.	34.5	33.4
PENALTIES-YARDS	99-791	79-669
FUMBLES-BALLS LOST	29-12	26-12
TOUCHDOWNS	30	43
Rushing	13	15
Passing	17	24
Returns	0	4

SCORE BY PERIODS	1	2	3	4	OT	PTS
BENGALS	87	72	40	83	3	285
OPPONENTS	44	106	96	124	0	370

SCORING	TD	TD-R	TD-P	TD-Rt	PAT	FG	S	PTS
Jim Breech	0	0	0	0	25-27	24-30	0	97
Larry Kinnebrew	8	8	0	0	—	—	0	48
James Brooks	3	1	2	0	—	—	0	18
Eddie Brown	3	0	3	0	—	—	0	18
Stanford Jennings	3	1	2	0	—	—	0	18
Mike Martin	3	0	3	0	—	—	0	18
Rodney Holman	2	0	2	0	—	—	0	12
Eric Kattus	2	0	2	0	—	—	0	12
Bill Johnson	1	1	0	0	—	—	0	6
Marc Logan	1	1	0	0	—	—	0	6
Massimo Manca	0	0	0	0	3-3	1-2	0	6
David McCluskey	1	1	0	0	—	—	0	6
Tim McGee	1	0	1	0	—	—	0	6
Anthony Munoz	1	0	1	0	—	—	0	6
Wade Russell	1	0	1	0	—	—	0	6
Scott Schutt	0	0	0	0	—	—	1-2	0
BENGALS	30	13	17	0	28-30	25-32	1	285
OPPONENTS	43	15	24	4	43-43	23-26	0	370

Two-point conversions: (NA*).

PASSING	ATT	CMP	YDS	CMP%	YDS/ATT	TD	TD%	INT	INT%	LG	SKD-YDS	RAT
Boomer Esiason	440	240	3321	54.5	7.55	16	3.6	19	4.3	611	26-209	73.1
Dave Walter	21	10	113	47.6	5.38	0	0.0	0	0.0	35	2-15	64.2
Adrian Breen	8	3	9	37.5	1.13	1	12.5	0	0.0	6	3-18	85.4
Ben Bennett	6	2	25	33.3	4.17	0	0.0	1	16.7	18	0-0	7.6
Ira Hillary	0	0	0	—	—	0	—	0	—	—	1-13	—
BENGALS	475	255	3468	53.7	7.30	17	3.6	20	4.2	611	32-255	71.6
OPPONENTS	456	267	3359	58.6	7.37	24	5.3	14	3.1	53	40-303	86.3

RUSHING	ATT	YDS	AVG	LG	TD
Larry Kinnebrew	145	570	3.9	52	8
Stanford Jennings	70	314	4.5	18	1
James Brooks	94	290	3.1	18	1
Boomer Esiason	52	241	4.6	19	0
Bill Johnson	39	205	5.3	20	1
Marc Logan	37	203	5.5	51	1
David McCluskey	29	94	3.2	12	1
Dana Wright	24	74	3.1	10	0
Dave Walter	16	70	4.4	16	0
Dan Rice	18	59	3.3	8	0
Greg Meehan	4	19	4.8	17	0
Adrian Breen	6	18	3.0	9	0
Ben Bennett	2	17	8.5	9	0
Eddie Brown	1	0	0.0	0	0
Tim McGee	1	-10	-10.0	-10	0
BENGALS	538	2164	4.0	52	13
OPPONENTS	441	1641	3.7	42	15

RECEIVING	REC	YDS	AVG	LG	TD
Eddie Brown	44	608	13.8	47	3
Stanford Jennings	35	277	7.9	24	2
Cris Collinsworth	31	494	15.9	53	0
Rodney Holman	28	438	15.6	61	2
Tim McGee	23	408	17.7	49	1
James Brooks	22	272	12.4	46	2
Mike Martin	20	394	19.7	54	3
Eric Kattus	18	217	12.1	57	2
Larry Kinnebrew	9	114	12.7	25	0
Ira Hillary	5	65	13.0	23	0
Dana Wright	4	28	7.0	11	0
Greg Meehan	3	25	8.3	12	0
Bill Johnson	3	19	6.3	9	0
Marc Logan	3	14	4.7	18	0
Marquis Pleasant	2	45	22.5	35	0
Wade Russell	2	27	13.5	23	1
Anthony Munoz	2	15	7.5	12	1
David McCluskey	1	8	8.0	8	0
BENGALS	255	3468	13.6	61	17
OPPONENTS	267	3359	12.6	53	24

INTERCEPTIONS	NO	YDS	AVG	LG	TD
Robert Jackson	3	49	16.3	29	0
David Fulcher	3	30	10.0	28	0
Louis Breedon	2	49	24.5	44	0
Daryl Smith	2	0	0.0	0	0
Solomon Wilcotts	1	37	37.0	37	0
Rob Niehoff	1	19	19.0	19	0
Eric Thomas	1	3	3.0	3	0
Barney Bussey	1	0	0.0	0	0
BENGALS	14	187	13.4	44	0
OPPONENTS	20	336	16.8	76	2

PUNTING	NO	YDS	AVG	NET	TB	IN-20	LG	BLK
Scott Fulhage	52	2168	41.7	35.6	5	10	58	0
Greg Horne	19	759	39.9	32.0	4	2	57	0
Boomer Esiason	2	68	34.0	28.0	0	1	41	0
BENGALS	73	2995	41.0	34.5	9	13	58	0
OPPONENTS	75	3017	40.2	33.4	11	15	66	0

PUNT RETURNS	NO	FC	YDS	AVG	LG	TD
Mike Martin	28	5	277	9.9	21	0
Ken Brown	5	3	16	3.2	10	0
Ray Horton	1	0	0	0.0	0	0
Robert Jackson	0	1	0	—	—	0
BENGALS	34	9	293	8.6	21	0
OPPONENTS	42	8	299	7.1	26	0

KICKOFF RETURNS	NO	YDS	AVG	LG	TD
Barney Bussey	21	406	19.3	34	0
Tim McGee	15	242	16.1	24	0
Dana Wright	13	266	20.5	30	0
Mike Martin	3	51	17.0	20	0
Ken Brown	3	45	15.0	20	0
James Brooks	2	42	21.0	23	0
Stanford Jennings	2	32	16.0	18	0
Marc Logan	3	31	10.3	16	0
Eric Kattus	2	22	11.0	13	0
Ira Hillary	1	15	15.0	15	0
Greg Meehan	1	9	9.0	9	0
David Fulcher	1	0	0.0	0	0
BENGALS	67	1161	17.3	34	0
OPPONENTS	62	1145	18.5	62	0

USUAL STARTERS

OFFENSE		DEFENSE	
WR	Cris Collinsworth	LDE	Eddie Edwards
	Tim McGee	NT	Tim Krumrie
LOT	Anthony Munoz	RDE	Jim Skow
LG	Bruce Reimers	LOLB	Emmanuel King
C	Dave Rimington	LILB	Carl Zander
RG	Max Montoya	RILB	Joe Kelly
ROT	Joe Walter	ROLB	Reggie Williams
TE	Rodney Holman	LCB	Ray Horton
WR	Eddie Brown	RCB	Lewis Billups
QB	Boomer Esiason	SS	David Fulcher
HB	James Brooks	FS	Robert Jackson
	Stanford Jennings		
FB	Larry Kinnebrew		

FIELD GOALS	1-19	20-29	30-39	40-49	50+
Jim Breech	0-0	6-7	12-12	6-11	0-0
Massimo Manca	0-0	1-1	0-0	0-1	0-0
BENGALS	0-0	7-8	12-12	6-12	0-0
OPPONENTS	0-0	9-9	7-8	6-8	1-1

Jim Breech: (42N, 20G), (23G, 42G, 41G, 46G), (—), (—), (—), (—), (—), (32G, 33G, 26G, 43N, 39G, 32G), (—), (31G, 45B, 22G, 30G), (35G, 38G, 41G), (31G, 35G, 46B), (37G, 27G, 28B, 32G), (20G), (43G, 46N), (43G).

Massimo Manca: (—), (—), (45B), (28G), (—), (—), (—), (—), (—), (—), (—), (—), (—), (—), (—), (—), (—), (—).

Opponents: (—), (24G, 31G), (30N, 24G), (24G), (45G, 33G), (45G, 21G, 20G), (47G), (48G, 45N, 34G), (44G), (43G, 52G, 36G), (24G, 23G), (39G, 33G), (27G), (21G, 30G), (42N).

DEFENSE**	ST	AT	TT	SKS-YDS	INT-YDS	PD	FF	FR-YDS
Tim Krumrie	62	26	88	3.5-28.5	0-0	1	0	0-0
Reggie Williams	56	19	75	6-45	0-0	0	1	2-0
David Fulcher	51	21	72	3-22	3-30	10	1	1-0
Robert Jackson	57	13	70	0-0	3-49	4	0	1-0
Carl Zander	44	17	61	1-14	0-0	1	0	0-0
Ray Horton	40	13	53	0-0	0-0	4	0	0-0
Lewis Billups	38	7	45	0-0				

1988 STATISTICS

RECORD: 12-4-0

HEAD COACH: SAM WYCHE

(BENGALS WON AFC CENTRAL DIVISION; SEE POSTSEASON PORTION OF TEAM HISTORY SECTION FOR POSTSEASON STATS)

DATE	W-L	SCORE	OPPONENT	ATTENDANCE
9-4-88	W	21-14	PHOENIX	50,404
9-11-88	W	28-24	at Philadelphia	66,459
9-18-88	W	17-12	at Pittsburgh	56,647
9-25-88	W	24-17	CLEVELAND	54,943
10-2-88	W	45-21	at L.A. Raiders	42,594
10-9-88	W	36-19	N.Y. JETS	57,482
10-16-88	L	21-27	at New England	59,969
10-23-88	W	44-21	HOUSTON	54,659
10-30-88	L	16-23	at Cleveland	79,147
11-6-88	W	42-7	PITTSBURGH	56,403
11-13-88	L	28-31	at Kansas City	34,614
11-20-88	W	38-24	at Dallas	37,865
11-27-88	W	35-21	BUFFALO	58,672
12-4-88	W	27-10	SAN DIEGO	56,866
12-11-88	L	6-41	at Houston	50,269
12-17-88	W	20-17 (OT)	WASHINGTON	52,157

TEAM STATISTICS		BENGALS	OPPONENTS
TOTAL FIRST DOWNS		351	322
Rushing		159	126
Passing		165	177
Penalty		27	19
3rd Down: Made-Att		80-181	96-221
3rd Down Pct.		44.2	43.4
4th Down: Made-Att		8-11	12-27
4th Down Pct.		72.7	44.4
POSSESSION AVG.		29:32	30:28
TOTAL NET YARDS		6057	5182
Avg. Per Game		378.6	323.9
Total Plays		985	1059
Avg. Per Play		6.1	4.9
NET YARDS RUSHING		2710	2048
Avg. Per Game		169.4	128.0
Total Rushes		563	493
NET YARDS PASSING		3347	3134
Avg. Per Game		209.2	195.9
Sacked-Yards Lost		30-245	42-374
Gross Yards		3592	3508
Att.-Completions		392-225	524-283
Completion Pct.		57.4	54.0
Had Intercepted		14	22
PUNTS-AVG.		64-36.7	65-39.9
Net Punting Avg.		30.2	35.6
PENALTIES-YARDS		82-647	95-873
FUMBLES-BALLS LOST		28-13	28-14
TOUCHDOWNS		59	39
Rushing		27	18
Passing		28	19
Returns		4	2

SCORE BY PERIODS	1	2	3	4	OT	PTS
BENGALS	99	147	107	92	3	448
OPPONENTS	67	79	95	88	0	329

SCORING	TD	TD-R	TD-P	TD-Rt	PAT	FG	S	PTS
Ickey Woods	15	15	0	0	—	—	0	90
Jim Breech	0	0	0	0	56-59	11-16	0	89
James Brooks	14	8	6	0	—	—	0	84
Eddie Brown	9	0	9	0	—	—	0	54
Tim McGee	6	0	6	0	—	—	0	36
Rodney Holman	3	0	3	0	—	—	0	18
Stanley Wilson	3	2	1	0	—	—	0	18
Stanford Jennings	2	1	0	1	—	—	0	12
Leo Barker	1	0	0	1	—	—	0	6
Lewis Billups	1	0	0	1	—	—	0	6
Cris Collinsworth	1	0	1	0	—	—	0	6
Boomer Esiason	1	1	0	0	—	—	0	6
David Fulcher	1	0	0	1	—	—	0	6
Ira Hillary	1	0	1	0	—	—	0	6
Mike Martin	1	0	1	0	—	—	0	6
Lee Johnson	0	0	0	0	0-0	1-2	0	3
(team)	—	—	—	—	—	—	1	2
BENGALS	59	27	28	4	56-59	12-18	1	448
OPPONENTS	39	18	19	2	38-39	17-24	3	329

Two-point conversions: (NA*).

PASSING	ATT	CMP	YDS	CMP%	YDS/ATT	TD	TD%	INT	INT%	LG	SKD-YDS	RAT
Boomer Esiason	388	223	3572	57.5	9.21	28	7.2	14	3.6	86t	30-245	97.4
Turk Schonert	4	2	20	50.0	5.00	0	0.0	0	0.0	17	0-0	64.6
BENGALS	392	225	3592	57.4	9.16	28	7.1	14	3.6	86t	30-245	97.0
OPPONENTS	524	283	3508	54.0	6.69	19	3.6	22	4.2	65t	42-374	69.6

RUSHING	ATT	YDS	AVG	LG	TD
Ickey Woods	203	1066	5.3	56	15
James Brooks	182	931	5.1	51t	8
Stanley Wilson	112	398	3.6	19	2
Boomer Esiason	43	248	5.8	24	1
Stanford Jennings	17	47	2.8	9	1
Marc Logan	2	10	5.0	9	0
Turk Schonert	2	10	5.0	7	0
Mike Norseeth	1	5	5.0	5	0
Eddie Brown	1	5	5.0	5	0
BENGALS	563	2710	4.8	56	27
OPPONENTS	493	2048	4.2	48	18

RECEIVING	REC	YDS	AVG	LG	TD
Eddie Brown	53	1273	24.0	86t	9
Rodney Holman	39	527	13.5	33	3
Tim McGee	36	686	19.1	78t	6
James Brooks	29	287	9.9	28t	6
Ickey Woods	21	199	9.5	25	0
Cris Collinsworth	13	227	17.5	36	1
Stanley Wilson	9	110	12.2	28	1
Jim Riggs	9	82	9.1	16	0
Ira Hillary	5	76	15.2	31	1
Stanford Jennings	5	75	15.0	31	0
Mike Martin	2	22	11.0	15t	1
Marc Logan	2	20	10.0	17	0
Eric Kattus	2	8	4.0	11	0
BENGALS	225	3592	16.0	86t	28
OPPONENTS	283	3508	12.4	65t	19

INTERCEPTIONS	NO	YDS	AVG	LG	TD
Eric Thomas	7	61	8.7	37	0
David Fulcher	5	38	7.6	16t	1
Lewis Billups	4	47	11.8	29	0
Ray Horton	3	13	4.3	11	0
Rickey Dixon	1	13	13.0	13	0
Solomon Wilcotts	1	6	6.0	6	0
Carl Zander	1	3	3.0	3	0
BENGALS	22	181	8.2	37	1
OPPONENTS	14	185	13.2	46	0

PUNTING	NO	YDS	AVG	NET	TB	IN-20	LG	BLK
Scott Fulhage	44	1672	38.0	29.4	5	13	53	2
Lee Johnson	14	594	42.4	36.7	1	4	52	0
Jim Breech	3	64	21.3	14.7	1	1	30	0
Boomer Esiason	1	21	21.0	21.0	0	0	21	0
BENGALS	64	2351	36.7	30.2	7	18	53	2
OPPONENTS	65	2596	39.9	35.6	2	12	53	0

PUNT RETURNS	NO	FC	YDS	AVG	LG	TD
Ira Hillary	17	5	166	9.8	20	0
Eddie Brown	10	7	48	4.8	13	0
Mike Martin	5	5	30	6.0	10	0
BENGALS	32	17	244	7.6	20	0
OPPONENTS	32	7	280	8.8	26	0

KICKOFF RETURNS	NO	YDS	AVG	LG	TD
Stanford Jennings	32	684	21.4	98t	1
Ira Hillary	12	195	16.3	24	0
Barney Bussey	7	83	11.9	22	0
Marc Logan	4	80	20.0	24	0
Rickey Dixon	1	18	18.0	18	0
James Brooks	1	-6	-6.0	-6	0
Jim Riggs	1	0	0.0	0	0
BENGALS	57	1054	18.5	98t	1
OPPONENTS	61	1335	21.9	84	0

FIELD GOALS	1-19	20-29	30-39	40-49	50+
Jim Breech	1-1	5-5	3-4	2-5	0-1
Lee Johnson	0-0	0-0	0-0	0-0	1-2
BENGALS	1-1	5-5	3-4	2-5	1-3
OPPONENTS	1-1	4-5	7-7	5-10	0-1

Jim Breech: (42N), (—), (32G), (34G), (28G), (30N), (25G), (—), (—), (19G, 32G, 22G), (—), (41G), (61N), (46N), (45G, 27G), (40N, 20G).

Lee Johnson: (—), (—), (—), (—), (—), (—), (—), (—), (—), (—), (—), (—), (—), (50N), (—), (50G).

Opponents: (58N), (42N, 34G), (48N, 19G), (27G), (—), (30G), (43N), (45N), (34G, 39G, 29G), (—), (37G, 35G, 23G, 47G, 39G), (44G), (—), (26G, 41N), (43G, 48G), (43G, 29N).

USUAL STARTERS

OFFENSE		DEFENSE	
WR	Tim McGee	LDE	Skip McClendon
LOT	Anthony Munoz	NT	Tim Krumrie
LG	Bruce Reimers	RDE	Jim Skow
C	Bruce Kozerski	LOLB	Leon White
RG	Max Montoya	LILB	Carl Zander
ROT	Joe Walter	RILB	Joe Kelly
TE	Rodney Holman	ROLB	Reggie Williams
WR	Eddie Brown	LCB	Lewis Billups
QB	Boomer Esiason	RCB	Eric Thomas
HB	James Brooks	SS	David Fulcher
FB	Ickey Woods	FS	Solomon Wilcotts

DEFENSE**	ST	AT	TT	SKS-YDS	INT-YDS	PD	FF	FR-YDS
Tim Krumrie	95	56	151	3-26	0-0	1	4	3-0
David Fulcher	72	36	108	1.5-12.5	5-38	11	1	0-0
Solomon Wilcotts	52	32	84	0-0	1-6	7	0	2-0
Carl Zander	46	34	80	0-0	1-3	1	0	1-0
Eric Thomas	49	18	67	0-0	7-61	32	1	0-0
Reggie Williams	34	31	65	2.5-19	0-0	4	0	0-0
Joe Kelly	40	21	61	0-0	0-0	1	0	0-0
Leon White	36	24	60	3-24	0-0	4	3	1-0
Lewis Billups	47	10	57	0-0	4-47	16	0	2-26
Jim Skow	31	13	44	9.5-86.5	0-0	2	2	0-0
Jason Buck	24	10	34	6-48.5	0-0	0	0	0-0
Leo Barker	22	12	34	3-33	0-0	1	1	1-34
Skip McClendon	20	11	31	2-27	0-0	2	0	2-0
David Grant	17	13	30	5-37	0-0	2	0	1-0
Rickey Dixon	29	0	29	0-0	1-13	9	0	0-0
Barney Bussey	21	4	25	4-36	0-0	3	1	1-0
Ray Horton	4	4	25	1-11	3-13	2	0	0-0
Eddie Edwards	4	5	9	0.5-3.5	0-0	0	0	0-0
Daryl Smith	5	1	6	0-0	0-0	0	0	0-0
Emmanuel King	2	1	3	0-0	0-0	0	0	0-0
Curtis Maxey	0	2	2	0-0	0-0	0	0	0-0
Ed Brady	0	1	1	0-0	0-0	0	0	0-0
(team)	—	—	—	—	1-10	—	—	—

SPECIAL TEAMS**	ST	AT	TT	FF	FR-YDS	BP	BFG	BXP
Barney Bussey	12	1	13	0	0-0	0	0	0
Rickey Dixon	11	1	12	0	1-(-3)	0	0	0
Ed Brady	9	2	11	1	0-0	0	0	0
Leo Barker	8	1	9	0	0-0	0	0	0
Marc Logan	6	1	7	0	0-0	0	0	0
Jim Riggs	6	0	6	0	1-0	0	0	0
Leon White	4	0	4	1	0-0	0	0	0
Emmanuel King	3	0	3	0	0-0	0	0	0
Solomon Wilcotts	3	0	3	0	0-0	0	0	0
Carl Zander	2	1	3	0	0-0	0	0	0
Ira Hillary	2	0	2	0	0-0	0	0	0
Ray Horton	2	0	2	0	0-0	0	0	0
Eric Kattus	2	0	2	0	0-0	0	0	0
Eric Thomas	2	0	2	0	0-0	0	0	0
David Fulcher	1	1	2	0	0-0	0	0	0
Daryl Smith	1	1	2	0	0-0	0	0	0
Cris Collinsworth	1	0	1	0	0-0	0	0	0
Ellis Dillahunt	1	0	1	0	0-0	0	0	0
Lee Johnson	1	0	1	0	0-0	0	0	0
Joe Kelly	1	0	1					

1989 STATISTICS

RECORD: 8-8-0

HEAD COACH: SAM WYCHE

DATE	W-L	SCORE	OPPONENT	ATTENDANCE
9-10-89	L	14-17	at Chicago	64,730
9-17-89	W	41-10	PITTSBURGH	53,885
9-25-89	W	21-14	CLEVELAND	55,996
10-1-89	W	21-17	at Kansas City	61,165
10-8-89	W	26-16	at Pittsburgh	52,785
10-15-89	L	13-20	MIAMI	58,184
10-22-89	L	12-23	INDIANAPOLIS	57,642
10-29-89	W	56-23	TAMPA BAY	57,225
11-5-89	L	7-28	at L.A. Raiders	51,080
11-13-89	L	24-26	at Houston	60,694
11-19-89	W	42-7	DETROIT	55,720
11-26-89	L	7-24	at Buffalo	80,074
12-3-89	W	21-0	at Cleveland	76,236
12-10-89	L	17-24	SEATTLE	54,744
12-17-89	W	61-7	HOUSTON	47,510
12-25-89	L	21-29	at Minnesota	58,829

TEAM STATISTICS	BENGALS	OPPONENTS
TOTAL FIRST DOWNS	348	280
Rushing	136	114
Passing	183	151
Penalty	29	15
3rd Down: Made-Att.	100-220	82-209
3rd Down Pct.	45.5	39.2
4th Down: Made-Att.	12-24	6-19
4th Down Pct.	50.0	31.6
POSSESSION AVG.	30:51	29:09
TOTAL NET YARDS	6101	5297
Avg. Per Game	381.3	331.1
Total Plays	1083	997
Avg. Per Play	5.6	5.3
NET YARDS RUSHING	2483	2162
Avg. Per Game	155.2	135.1
Total Rushes	529	482
NET YARDS PASSING	3618	3135
Avg. Per Game	226.1	195.9
Sacked-Yards Lost	41-332	33-248
Gross Yards	3950	3383
Att.-Completions	513-288	482-256
Completion Pct.	56.1	53.1
Had Intercepted	13	21
PUNTS-AVG.	65-38.5	75-39.1
Net Punting Avg.	29.9	34.7
PENALTIES-YARDS	85-637	121-1045
FUMBLES-BALLS LOST	29-19	26-16
TOUCHDOWNS	52	32
Rushing	17	9
Passing	32	22
Returns	3	1

SCORE BY PERIODS	1	2	3	4	OT	PTS
BENGALS	61	147	98	98	0	404
OPPONENTS	50	97	56	82	0	285

SCORING	TD	TD-R	TD-P	TD-Rt	PAT	FG	S	PTS
Jim Breech	0	0	0	0	37-38	12-14	0	73
James Brooks	9	7	2	0	—	—	0	54
Rodney Holman	9	0	9	0	—	—	0	54
Tim McGee	8	0	8	0	—	—	0	48
Eddie Brown	6	0	6	0	—	—	0	36
Craig Taylor	5	3	2	0	—	—	0	30
Jim Gallery	0	0	0	0	13-13	2-6	0	19
Eric Ball	3	3	0	0	—	—	0	18
Stanford Jennings	3	2	1	0	—	—	0	18
Mike Martin	2	0	2	0	—	—	0	12
Ickey Woods	2	2	0	0	—	—	0	12
Barney Bussey	1	0	0	1	—	—	0	6
Ira Hillary	1	0	1	0	—	—	0	6
Kendal Smith	1	0	1	0	—	—	0	6
Eric Thomas	1	0	0	1	—	—	0	6
Leon White	1	0	0	1	—	—	0	6
Lee Johnson	0	0	0	0	0-1	0-0	0	0
BENGALS	52	17	32	3	50-52	14-20	0	404
OPPONENTS	32	9	22	1	31-32	20-27	1	285

Two-point conversions: (NA*)

RUSHING	ATT	YDS	AVG	LG	TD
James Brooks	221	1239	5.6	65t	7
Eric Ball	98	391	4.0	27	3
Stanford Jennings	83	293	3.5	17	2
Boomer Esiason	47	278	5.9	24	0
Craig Taylor	30	111	3.7	16	3
Ickey Woods	29	94	3.2	12	2
Tim McGee	2	36	18.0	25	0
Erik Wilhelm	6	30	5.0	14	0
John Holfield	11	20	1.8	11	0
Ira Hillary	1	-2	-2.0	-2	0
Lee Johnson	1	-7	-7.0	-7	0
BENGALS	529	2483	4.7	65t	17
OPPONENTS	482	2162	4.5	92t	9

RECEIVING	REC	YDS	AVG	LG	TD
Tim McGee	65	1211	18.6	74t	8
Eddie Brown	52	814	15.7	46	6
Rodney Holman	50	736	14.7	73t	9
James Brooks	37	306	8.3	25	2
Ira Hillary	17	162	9.5	17	1
Mike Martin	15	160	10.7	21	2
Eric Kattus	12	93	7.8	16	0
Kendal Smith	10	140	14.0	41t	1
Stanford Jennings	10	119	11.9	43t	1
Eric Ball	6	44	7.3	15	0
Jim Riggs	5	29	5.8	9	0
Craig Taylor	4	44	11.0	18t	2
John Garrett	2	29	14.5	18	0
John Holfield	2	18	9.0	14	0
Carl Parker	1	45	45.0	45	0
BENGALS	288	3950	13.7	74t	32
OPPONENTS	256	3383	13.2	84t	22

INTERCEPTIONS	NO	YDS	AVG	LG	TD
David Fulcher	8	87	10.9	22	0
Eric Thomas	4	18	4.5	18t	1
Rickey Dixon	3	47	15.7	28	0
Lewis Billups	2	0	0.0	0	0
Joe Kelly	1	25	25.0	25	0
Leon White	1	22	22.0	22	0
Richard Carey	1	5	5.0	5	0
Barney Bussey	1	0	0.0	0	0
BENGALS	21	204	9.7	28	1
OPPONENTS	13	42	3.2	19	0

PUNTING	NO	YDS	AVG	NET	TB	IN-20	LG	BLK
Lee Johnson	61	2446	40.1	30.2	11	14	62	2
Jim Breech	2	58	29.0	19.0	1	1	32	0
BENGALS	65	2504	38.5	29.9	12	15	62	2
OPPONENTS	75	2935	39.1	34.7	6	16	57	1

PUNT RETURNS	NO	FC	YDS	AVG	LG	TD
Mike Martin	15	4	107	7.1	17	0
Kendal Smith	12	2	54	4.5	15	0
Ira Hillary	6	4	19	3.2	10	0
Richard Carey	3	2	29	9.7	13	0
BENGALS	36	12	209	5.8	17	0
OPPONENTS	33	5	323	9.8	45	0

KICKOFF RETURNS	NO	YDS	AVG	LG	TD
Stanford Jennings	26	525	20.2	33	0
Ira Hillary	14	223	15.9	29	0
Richard Carey	6	104	17.3	23	0
Kendal Smith	5	65	13.0	19	0
Eric Ball	1	19	19.0	19	0
Craig Taylor	1	5	5.0	5	0
John Holfield	1	0	0.0	0	0
Robert Jackson	0f	0	—	—	0
BENGALS	54	941	17.4	33	0
OPPONENTS	55	1203	21.9	66	0

FIELD GOALS	1-19	20-29	30-39	40-49	50+
Jim Breech	0-0	9-9	3-4	0-1	0-0
Jim Gallery	0-0	1-1	0-1	1-4	0-0
BENGALS	0-0	10-10	3-5	1-5	0-0
OPPONENTS	0-0	9-9	7-8	4-8	0-2

Jim Breech: (—), (—), (—), (—), (24G, 27G), (20G, 22G), (30G, 29G, 23G, 21G), (—), (34N), (38G), (49N), (—), (—), (24G), (27G, 30G), (—).

Jim Gallery: (45N), (26G, 47G), (48N, 44N), (31N), (—), (—), (—), (—), (—), (—), (—), (—), (—), (—), (—), (—).

Opponents: (29G), (38G), (—), (23G), (46N, 24G, 40G, 34G), (29G, 33G), (27G), (—), (46N), (32G, 42G, 37G, 28G), (—), (24G), (51N, 48N), (41N, 48G), (32N), (31G, 37G, 22G, 42G, 24G, 52N).

PASSING	ATT	CMP	YDS	CMP%	YDS/ATT	TD	TD%	INT	INT%	LG	SKD-YDS	RAT
Boomer Esiason	455	258	3525	56.7	7.75	28	6.2	11	2.4	74t	36-288	92.1
Erik Wilhelm	56	30	425	53.6	7.59	4	7.1	2	3.6	46t	3-17	87.3
Turk Schonert	2	0	0	0.0	0.00	0	0.0	0	0.0	—	2-27	39.6
BENGALS	513	288	3950	56.1	7.70	32	6.2	13	2.5	74t	41-332	91.2
OPPONENTS	482	256	3383	53.1	7.02	22	4.6	21	4.4	84t	33-248	72.6

USUAL STARTERS

OFFENSE		DEFENSE	
WR	Tim McGee	LDE	Jim Skow
LOT	Anthony Munoz	NT	Tim Krumrie
LG	Bruce Reimers	RDE	Jason Buck
C	Bruce Kozerski	LOLB	Leon White
RG	Max Montoya	LILB	Carl Zander
ROT	Brian Blados	RILB	Joe Kelly
	Joe Walker	ROLB	Reggie Williams
TE	Rodney Holman	LCB	Lewis Billups
WR	Eddie Brown	RCB	Eric Thomas
QB	Boomer Esiason	SS	David Fulcher
HB	James Brooks	FS	Rickey Dixon
FB	Eric Ball		
	Stanford Jennings		

DEFENSE** ST AT TT SKS-YDS INT-YDS PD FF FR-YDS

David Fulcher	70	37	107	0-0	8-87	14	1	4-0
Rickey Dixon	84	19	103	0-0	3-47	16	1	0-0
Tim Krumrie	45	29	74	3-11	0-0	0	1	1-9
Joe Kelly	44	26	70	1-6	1-25	4	1	3-23
Carl Zander	43	24	67	1.5-14	0-0	3	1	1-25
Eric Thomas	49	9	58	2-23	4-18	23	1	1-0
Jason Buck	42	14	56	6-46	0-0	2	1	1-0
Lewis Billups	45	4	49	0-0	2-0	14	2	0-0
Reggie Williams	33	15	48	3.5-27	0-0	0	0	0-0
Leon White	32	15	47	2-17	1-22	4	2	2-22
Skip McClendon	24	9	33	1.5-10.5	0-0	2	1	1-0
Jim Skow	21	8	29	4.5-31	0-0	4	1	0-0
Mike Hammerstein	18	11	29	1.5-13	0-0	0	0	1-0
Leo Barker	21	6	27	0-0	0-0	2	0	0-0
Barney Bussey	20	5	25	2.5-13.5	1-0	6	0	0-0
David Grant	11	10	21	0.5-2.5	0-0	0	0	0-0
Robert Jackson	18	1	19	0-0	0-0	4	1	0-0
Solomon Wilcots	13	2	15	1-18	0-0	0	0	0-0
Kevin Walker	7	4	11	0-0	0-0	0	0	1-0
Richard Carey	6	3	9	0-0	1-5	3	0	0-0
Natu Tuatagaloa	6	1	7	2.5-15.5	0-0	2	0	0-0
Ed Brady	1	0	1	0-0	0-0	0	0	0-0

SPECIAL TEAMS** ST AT TT FF FR-YDS BP BFG BXP

Kevin Walker	11	0	11	0	0-0	0	0	0
Leo Barker	10	1	11	0	0-0	0	0	0
Ed Brady	9	1	10	0	0-0	0	0	0
Barney Bussey	9	1	10	0	0-0	0	0	0
Solomon Wilcots	8	2	10	0	0-0	0	0	0
Robert Jackson	6	0	6	0	0-0	0	0	0
Chris Barber	5	1	6	0	0-0	0	0	0
Leon White	5	1	6	0	0-0	0	0	0
Rickey Dixon	5	0	5	0	0-0	0	0	0
Richard Carey	1	2	3	0	0-0	0	0	0
Lee Johnson	2	0	2	0	0-0	0	0	0
Craig Taylor	2	0	2	0	0-0	0	0	0
Eric Thomas	2	0	2	0	0-0	1	0	0
Natu Tuatagaloa	2	0	2	0	0-0	0	0	0
Ira Hillary	1	0	1	0	0-0	0	0	0
Stanford Jennings	1	0	1	0	0-0	0	0	0
Eric Kattus	1	0	1	0	0-0	0	0	0
Rich Zomer	1	0	1	0	0-0	0	0	0
Carl Zander	1	0						

1990 STATISTICS

RECORD: 9-7-0

HEAD COACH: SAM WYCHE

(BENGALS WON AFC CENTRAL DIVISION; SEE POSTSEASON PORTION OF TEAM HISTORY SECTION FOR POSTSEASON STATS)

DATE	W-L	SCORE	OPPONENT	ATTENDANCE
9-9-90	W	25-20	N.Y. JETS	56,467
9-16-90	W	21-16	at San Diego	48,098
9-23-90	W	41-7	NEW ENGLAND	56,470
10-1-90	L	16-31	at Seattle	60,135
10-7-90	W	34-31 (OT)	at L.A. Rams	62,619
10-14-90	L	17-48	at Houston	53,501
10-22-90	W	34-13	at Cleveland	78,567
10-28-90	L	17-38	at Atlanta	53,214
11-4-90	L	7-21	NEW ORLEANS	60,067
11-11-90			— BYE —	
11-18-90	W	27-3	PITTSBURGH	60,064
11-25-90	L	20-34	INDIANAPOLIS	60,051
12-2-90	W	16-12	at Pittsburgh	58,200
12-9-90	L	17-20 (OT)	SAN FRANCISCO	60,084
12-16-90	L	7-24	at L.A. Raiders	54,132
12-23-90	W	40-20	HOUSTON	60,044
12-30-90	W	21-14	CLEVELAND	60,041

TEAM STATISTICS		BENGALS	OPPONENTS
TOTAL FIRST DOWNS		277	308
Rushing		107	116
Passing		151	180
Penalty		19	12
3rd Down: Made-Att		79-196	93-213
3rd Down Pct.		40.3	43.7
4th Down: Made-Att		12-19	2-12
4th Down Pct.		63.2	16.7
POSSESSION AVG.		29:21	30:39
TOTAL NET YARDS		5063	5605
Avg. Per Game		316.4	350.3
Total Plays		943	1010
Avg. Per Play		5.4	5.5
NET YARDS RUSHING		2120	2085
Avg. Per Game		132.5	130.3
Total Rushes		484	442
NET YARDS PASSING		2943	3520
Avg. Per Game		183.9	220.0
Sacked-Yards Lost		34-209	25-205
Gross Yards		3152	3725
Att.-Completions		425-237	543-300
Completion Pct.		55.8	55.2
Had Intercepted		23	15
PUNTS-AVG.		65-42.1	63-41.8
Net Punting Avg.		34.0	36.5
PENALTIES-YARDS		83-627	101-824
FUMBLES-BALLS LOST		25-12	32-16
TOUCHDOWNS		44	41
Rushing		16	15
Passing		25	24
Returns		3	2

SCORE BY PERIODS	1	2	3	4	OT	PTS
BENGALS	79	110	78	90	3	360
OPPONENTS	70	115	101	63	3	352

SCORING	TD	TD-R	TD-P	TD-Rt	PAT	FG	S	PTS
Jim Breech	0	0	0	0	41-44	17-21	0	92
James Brooks	9	5	4	0	—	—	0	54
Eddie Brown	9	0	9	0	—	—	0	54
Ickey Woods	6	6	0	0	—	—	0	36
Rodney Holman	5	0	5	0	—	—	0	30
Craig Taylor	3	2	1	0	—	—	0	18
Eric Ball	2	1	1	0	—	—	0	12
Harold Green	2	1	1	0	—	—	0	12
Eric Kattus	2	0	2	0	—	—	0	12
James Francis	1	0	0	1	—	1	8	8
Mike Barber	1	0	1	0	—	—	0	6
Barney Bussey	1	0	0	1	—	—	0	6
Stanford Jennings	1	1	0	0	—	—	0	6
Tim McGee	1	0	1	0	—	—	0	6
Mitchell Price	1	0	0	1	—	—	0	6
David Fulcher	0	0	0	0	—	—	1	2
Lee Johnson	0	0	0	0	—	0-1	0	0
BENGALS	44	16	25	3	41-44	17-22	2	360
OPPONENTS	41	15	24	2	40-41	22-29	0	352

Two-point conversions: (NA).

PASSING	ATT	CMP	YDS	CMP%	YDS/ATT	TD	TD%	INT	INT%	LG	SKD-YDS	RAT
Boomer Esiason	402	224	3031	55.7	7.54	24	6.0	22	5.5	53	31-198	77.0
Erik Wilhelm	19	12	117	63.2	6.16	0	0.0	0	0.0	19	1-2	80.4
Todd Philcox	2	0	0	0.0	0.00	0	0.0	1	50.0	—	2-9	0.0
Lynn James	1	0	0	0.0	0.00	0	0.0	0	0.0	—	0-0	39.6
Lee Johnson	1	1	4	100.0	4.00	1	100.0	0	0.0	4t	0-0	122.9
BENGALS	425	237	3152	55.8	7.42	25	5.9	23	5.4	53	34-209	76.5
OPPONENTS	543	300	3725	55.2	6.86	24	4.4	15	2.8	75	25-205	79.9

RUSHING	ATT	YDS	AVG	LG	TD
James Brooks	195	1004	5.1	56t	5
Harold Green	83	353	4.3	39	1
Ickey Woods	64	268	4.2	32	6
Craig Taylor	51	216	4.2	24	2
Boomer Esiason	49	157	3.2	21	0
Eric Ball	22	72	3.3	15	1
Stanford Jennings	12	46	3.8	13	1
Lynn James	1	11	11.0	11	0
Erik Wilhelm	6	6	1.0	4	0
Mike Barber	1	-13	-13.0	-13	0
BENGALS	484	2120	4.4	56t	16
OPPONENTS	442	2085	4.7	88	15

RECEIVING	REC	YDS	AVG	LG	TD
Eddie Brown	44	706	16.0	50t	9
Tim McGee	43	737	17.1	52	1
Rodney Holman	40	596	14.9	53	5
James Brooks	26	269	10.3	35	4
Ickey Woods	20	162	8.1	22	0
Mike Barber	14	196	14.0	28	1
Harold Green	12	90	7.5	22	1
Eric Kattus	11	145	13.2	31	2
Jim Riggs	8	79	9.9	21	0
Kendal Smith	7	45	6.4	11	0
Stanford Jennings	4	23	5.8	13	0
Lynn James	3	36	12.0	16	0
Craig Taylor	3	22	7.3	20	1
Eric Ball	2	46	23.0	48t	1
BENGALS	237	3152	13.3	53	25
OPPONENTS	300	3725	12.4	75	24

INTERCEPTIONS	NO	YDS	AVG	LG	TD
Barney Bussey	4	37	9.3	18	0
David Fulcher	4	20	5.0	18	0
Lewis Billups	3	39	13.0	29	0
Leon White	1	21	21.0	21	0
James Francis	1	17	17.0	17t	1
Carl Zander	1	12	12.0	12	0
Mitchell Price	1	0	0.0	0	0
BENGALS	15	146	9.7	29	1
OPPONENTS	23	233	10.1	30t	1

PUNTING	NO	YDS	AVG	NET	TB	IN-20	LG	BLK
Lee Johnson	64	2705	42.3	34.3	8	12	70	0
Jim Breech	1	34	34.0	14.0	1	0	34	0
BENGALS	65	2739	42.1	34.0	9	12	70	0
OPPONENTS	63	2634	41.8	36.5	4	19	65	0

PUNT RETURNS	NO	FC	YDS	AVG	LG	TD
Mitchell Price	29	14	251	8.7	66t	1
Kendal Smith	1	0	4	4.0	4	0
BENGALS	30	14	255	8.5	66t	1
OPPONENTS	36	11	352	9.8	79t	1

KICKOFF RETURNS	NO	YDS	AVG	LG	TD
Stanford Jennings	29	584	20.1	33	0
Eric Ball	16	366	22.9	38	0
Mitchell Price	10	191	19.1	33	0
Lynn James	1	43	43.0	43	0
Kendal Smith	2	35	17.5	20	0
Craig Taylor	1	16	16.0	16	0
Mike Barber	1	14	14.0	14	0
Eric Kattus	1	10	10.0	10	0
Jim Riggs	1	7	7.0	7	0
BENGALS	62	1266	20.4	43	0
OPPONENTS	43	945	22.0	64	0

FIELD GOALS	1-19	20-29	30-39	40-49	50+
Jim Breech	0-0	6-6	5-6	6-9	0-0
Lee Johnson	0-0	0-0	0-0	0-0	0-1
BENGALS	0-0	6-6	5-6	6-9	0-1
OPPONENTS	1-1	11-11	7-7	2-7	1-3

Jim Breech: (43G, 42N, 44G, 37G), (—), (46G, 23G), (34G, 26G, 43G), (40G, 44G), (29G), (20G, 21G), (35G), (43N), (21G, 31G), (—), (34N, 46N), (38G), (—), (—), (—).

Lee Johnson: (—), (—), (—), (—), (52N), (—), (—), (—), (—), (—), (—), (—), (—), (—), (—), (—), (—).

Opponents: (33G, 26G), (19G, 44N), (—), (51G), (40G), (22G, 23G), (21G, 41N, 30G), (27G, 52N), (48N), (31G), (51N, 22G, 26G), (32G, 36G, 29G, 48G), (23G, 23G), (39G), (29G, 36G, 42N), (48N).

USUAL STARTERS

OFFENSE		DEFENSE	
WR	Tim McGee	LDE	Skip McClendon
LOT	Anthony Munoz	NT	Tim Krumrie
LG	Bruce Reimers	RDE	David Grant,
C	Bruce Kozerski		Jason Buck
RG	Ken Moyer	LOLB	Leon White
ROT	Joe Walter	LILB	Carl Zander
TE	Rodney Holman	RILB	Kevin Walker
WR	Eddie Brown	ROLB	James Francis
QB	Boomer Esiason	LCB	Lewis Billups
HB	James Brooks	RCB	Carl Carter
FB	Harold Green,	SS	David Fulcher
	Ickey Woods	FS	Solomon Wilcotts

DEFENSE**	ST	AT	TT	SKS-YDS	INT-YDS	PD	FF	FR-YDS
James Francis	62	14	76	8-65	1-17	6	2	0-0
Kevin Walker	61	14	75	1-6	0-0	0	0	0-0
David Fulcher	53	22	75	1-12	4-20	10	3	0-0
Tim Krumrie	45	23	68	2-17	0-0	1	1	1-0
Barney Bussey	48	9	57	2-17	4-37	10	0	1-70
Lewis Billups	43	8	51	0-0	3-39	13	2	2-4
Rod Jones	39	8	47	0-0	0-0	12	0	1-1
Carl Carter	38	9	47	0-0	0-0	11	0	2-0
Carl Zander	37	10	47	0-0	1-12	1	1	2-40
David Grant	36	8	44	1-14	0-0	4	0	1-0
Solomon Wilcotts	33	8	41	0-0	0-0	2	2	1-3
Rickey Dixon	28	6	34	0-0	0-0	6	3	0-0
Leon White	28	6	34	1-4	1-21	4	0	0-0
Skip McClendon	25	3	28	2-17	0-0	2	0	0-0
Natu Tuatagaloa	17	7	24	4.5-32.5	0-0	1	2	2-0
Mike Hammerstein	13	6	19	2-15	0-0	0	0	0-0
Mitchell Price	13	2	15	0-0	1-0	5	0	0-0
Leo Barker	10	2	12	0-0	0-0	1	0	1-0
Eric Thomas	11	0	11	0-0	0-0	2	0	0-0
Jason Buck	7	4	11	0.5-5.0	0-0	1	0	0-0
Bernard Clark	6	4	10	0-0	0-0	0	1	0-0
Craig Ogletree	0	1	1	0-0	0-0	0	0	0-0

SPECIAL TEAMS**	ST	AT	TT	FF	FR-YDS	BP	BFG	BXP
Leo Barker	6	2	8	1	0-0	0	0	0
Mitchell Price	6	1	7	0	1-0	0	0	0
Kevin Walker	4	2	6	0	0-0	0	0	0
James Francis	5	0	5	0	0-0	0	0	0
Rod Jones	5	0	5	0	0-0	0	0	0
Eric Ball	4	1	5	0	0-0	0	0	0
Lynn James	4	0	4	0	0-0	0	0	0
Natu Tuatagaloa	4	0	4	0	0-0	0	0	0
Ed Brady	3	1	4	0	1-0	0	0	0
Barney Bussey	2	2	4	0	0-0	0	0	0
Craig Ogletree	3	0	3	0	0-0	0	0	0
Carl Carter	2	0	2	0	0-0	0	0	0
Rickey Dixon	2	0	2	0	0-0	0	0	0
Leon White	2	0	2	0	0-0	0	0	0

1991 STATISTICS

RECORD: 3-13-0

HEAD COACH: SAM WYCHE

DATE	W-L	SCORE	OPPONENT	ATTENDANCE
9-1-91	L	14-45	at Denver	72,855
9-8-91	L	7-30	HOUSTON	56,463
9-15-91	L	13-14	at Cleveland	78,269
9-22-91	L	27-34	WASHINGTON	52,038
9-29-91			— BYE —	
10-6-91	L	7-13	SEATTLE	60,010
10-13-91	L	23-35	at Dallas	63,275
10-21-91	L	16-35	at Buffalo	80,131
10-27-91	L	3-35	at Houston	58,634
11-3-91	W	23-21	CLEVELAND	55,077
11-10-91	L	27-33 (OT)	PITTSBURGH	55,503
11-17-91	L	10-17	at Philadelphia	63,189
11-24-91	L	14-38	L.A. RAIDERS	52,044
12-1-91	W	27-24	N.Y. GIANTS	45,063
12-9-91	L	13-37	at Miami	60,616
12-15-91	L	10-17	at Pittsburgh	35,420
12-22-91	W	29-7	NEW ENGLAND	46,394

TEAM STATISTICS		BENGALS	OPPONENTS
TOTAL FIRST DOWNS		286	308
Rushing		96	100
Passing		162	191
Penalty		28	17
3rd Down: Made-Att		78-212	86-194
3rd Down Pct.		36.8	44.3
4th Down: Made-Att		9-20	4-8
4th Down Pct.		45.0	50.0
POSSESSION AVG.		29:14	30:46
TOTAL NET YARDS		4969	5652
Avg. Per Game		310.6	353.3
Total Plays		993	980
Avg. Per Play		5.0	5.8
NET YARDS RUSHING		1811	1662
Avg. Per Game		113.2	103.9
Total Rushes		449	454
NET YARDS PASSING		3158	3990
Avg. Per Game		197.4	249.4
Sacked-Yards Lost		33-255	21-129
Gross Yards		3413	4119
Att.-Completions		511-290	505-303
Completion Pct.		56.8	60.0
Had Intercepted		22	17
PUNTS-AVG.		65-43.5	57-42.0
Net Punting Avg.		34.3	36.4
PENALTIES-YARDS		107-845	94-808
FUMBLES-BALLS LOST		30-20	23-14
TOUCHDOWNS		27	53
Rushing		11	20
Passing		14	26
Returns		2	7

SCORE BY PERIODS	1	2	3	4	OT	PTS
BENGALS	57	71	64	71	0	263
OPPONENTS	68	163	76	122	6	435

SCORING	TD	TD-R	TD-P	TD-Rt	PAT	FG	S	PTS
Jim Breech	0	0	0	0	27-27	23-29	0	96
James Brooks	4	2	2	0	—	—	0	24
Tim McGee	4	0	4	0	—	—	0	24
Ickey Woods	4	4	0	0	—	—	0	24
Eddie Brown	2	0	2	0	—	—	0	12
Harold Green	2	2	0	0	—	—	0	12
Rodney Holman	2	0	2	0	—	—	0	12
Craig Taylor	2	2	0	0	—	—	0	12
Eric Ball	1	1	0	0	—	—	0	6
Mike Barber	1	0	1	0	—	—	0	6
Mike Dingle	1	0	1	0	—	—	0	6
David Fulcher	1	0	1	0	—	—	0	6
Lynn James	1	0	1	0	—	—	0	6
Mitchell Price	1	0	1	0	—	—	0	6
Reggie Rembert	1	0	1	0	—	—	0	6
Lee Johnson	0	0	0	0	0-0	1-3	0	3
Alex Gordon	0	0	0	0	—	—	1	2
BENGALS	27	11	14	2	27-27	24-32	1	263
OPPONENTS	53	20	26	7	49-52	22-31	1	435

Two-point conversions: (NA)*.

RUSHING	ATT	YDS	AVG	LG	TD
Harold Green	158	731	4.6	75t	2
James Brooks	152	571	3.8	25	2
Craig Taylor	33	153	4.6	34t	2
Ickey Woods	36	97	2.7	12	4
Mike Dingle	21	91	4.3	21	0
Boomer Esiason	24	66	2.8	16	0
Donald Hollas	12	66	5.5	27	0
Eric Ball	10	21	2.1	10	1
Erik Wilhelm	1	9	9.0	9	0
Eddie Brown	1	8	8.0	8	0
Lee Johnson	1	-2	-2.0	-2	0
BENGALS	449	1811	4.0	75t	11
OPPONENTS	454	1662	3.7	43	20

RECEIVING	REC	YDS	AVG	LG	TD
Eddie Brown	59	827	14.0	53	2
Tim McGee	51	802	15.7	52t	4
James Brooks	40	348	8.7	40	2
Rodney Holman	31	445	14.4	39	2
Mike Barber	23	255	11.1	42t	1
Craig Taylor	21	122	5.8	16	0
Harold Green	16	136	8.5	18	0
Eric Kattus	12	136	11.3	24	0
Reggie Rembert	9	117	13.0	23t	1
Lynn James	7	103	14.7	22	1
Ickey Woods	6	36	6.0	16	0
Mike Dingle	5	23	4.6	12	1
Jim Riggs	4	14	3.5	7	0
Shane Garrett	3	32	10.7	13	0
Eric Ball	3	17	5.7	9	0
BENGALS	290	3413	11.8	53	14
OPPONENTS	303	4119	13.6	74t	26

INTERCEPTIONS	NO	YDS	AVG	LG	TD
David Fulcher	4	51	12.8	27t	1
Eric Thomas	3	0	0.0	0	0
Rickey Dixon	2	62	31.0	47	0
Barney Bussey	2	18	9.0	18	0
Leo Barker	1	29	29.0	29	0
Alonzo Mitz	1	8	8.0	8	0
Richard Fain	1	1	1.0	1	0
James Francis	1	0	0.0	0	0
David Grant	1	0	0.0	0	0
Mitchell Price	1	0	0.0	0	0
BENGALS	17	169	9.9	47	1
OPPONENTS	22	331	15.0	52t	3

PUNTING	NO	YDS	AVG	NET	TB	IN-20	LG	BLK
Lee Johnson	64	2795	43.7	34.7	6	15	62	0
Jim Breech	1	33	33.0	13.0	1	0	33	0
BENGALS	65	2828	43.5	34.3	7	15	62	0
OPPONENTS	57	2394	42.0	36.4	2	14	59	0

PUNT RETURNS	NO	FC	YDS	AVG	LG	TD
Mitchell Price	14	6	203	14.5	78t	1
Mike Barber	13	5	70	5.4	15	0
Shane Garrett	1	0	7	7.0	7	0
Lynn James	1	0	0	0.0	0	0
BENGALS	29	11	280	9.7	78t	1
OPPONENTS	38	7	456	12.0	75t	2

KICKOFF RETURNS	NO	YDS	AVG	LG	TD
Eric Ball	13	262	20.2	24	0
Shane Garrett	13	214	16.5	24	0
James Brooks	11	190	17.3	35	0
Mike Dingle	7	176	25.1	63	0
Lynn James	8	143	17.9	26	0
Mitchell Price	5	91	18.2	22	0
Harold Green	4	66	16.5	20	0
Joe King	3	34	11.3	17	0
Jim Riggs	2	28	14.0	15	0
Rodney Holman	1	15	15.0	15	0
Mike Barber	1	7	7.0	7	0
Eric Thomas	1	-1	-1.0	-1	0
BENGALS	69	1225	17.8	63	0
OPPONENTS	38	741	19.5	34	0

FIELD GOALS	1-19	20-29	30-39	40-49	50+
Jim Breech	0-0	9-10	8-10	5-6	1-3
Lee Johnson	0-0	0-0	0-0	0-0	1-3
BENGALS	0-0	9-10	8-10	5-6	2-6
OPPONENTS	2-2	4-4	9-13	6-11	1-1

Jim Breech: (—), (33N), (21G, 36G), (46G, 25G), (—), (45G, 24G, 26G), (32G, 42G), (50N, 20G), (23G, 38G, 38G), (29G, 47G), (38G), (—), (35G, 35G), (39N, 27G, 50G), (50N, 39G, 48N, 26N), (49G, 25G).

Lee Johnson: (—), (—), (—), (—), (—), (—), (53G), (—), (—), (—), (—), (55N), (—), (52N), (—), (—).

Opponents: (30N, 42N, 19G), (19G, 21G, 37G), (30G, 42G, 38G, 45G), (40G, 26G), (45N, 36G, 31G), (—), (—), (33G, 45N), (47N, 34N), (44G, 46G, 37N), (42N, 37G), (29G), (37G), (50G, 22G, 36G), (47G, 39N), (—).

PASSING	ATT	CMP	YDS	CMP%	YDS/ATT	TD	TD%	INT	INT%	LG	SKD-YDS	RAT
Boomer Esiason	413	233	2883	56.4	6.98	13	3.1	16	3.9	53	25-190	72.5
Donald Hollas	55	32	310	58.2	5.64	1	1.8	4	7.3	23t	7-57	49.8
Erik Wilhelm	42	24	217	57.1	5.17	0	0.0	2	4.8	29	1-8	51.4
Lee Johnson	1	1	3	100.0	3.00	0	0.0	0	0.0	3	0-0	79.2
BENGALS	511	290	3413	56.8	6.68	14	2.7	22	4.3	53	33-255	68.4
OPPONENTS	505	303	4119	60.0	8.16	26	5.1	17	3.4	74t	21-129	89.2

USUAL STARTERS

OFFENSE		DEFENSE	
WR	Tim McGee	LDE	Alonzo Mitz
LOT	Anthony Munoz	NT	Tim Krumrie
LG	Bruce Reimers	RDE	David Grant
C	Bruce Kozerski	LOLB	James Francis
RG	Paul Jetton,	LILB	Leo Barker
	Ken Moyer	RILB	Carl Zander
ROT	Joe Walter	ROLB	Alfred Williams
TE	Rodney Holman	LCB	Wayne Haddix
WR	Eddie Brown	RCB	Lewis Billups
QB	Boomer Esiason	SS	David Fulcher
RB	James Brooks	FS	Rickey Dixon,
RB	Harold Green		Barney Bussey

DEFENSE**	ST	AT	TT	SKS-YDS	INT-YDS	PD	FF	FR-YDS
David Fulcher	68	27	95	0-0	4-51	9	4	3-12
Tim Krumrie	56	12	68	4-26	0-0	1	1	1-0
James Francis	50	18	68	3-21	1-0	7	0	1-0
Rickey Dixon	58	7	65	0-0	2-62	8	1	0-0
Eric Thomas	51	5	56	0-0	3-0	18	0	1-0
Leo Barker	44	11	55	0-0	1-29	1	0	0-0
Alonzo Mitz	40	8	48	0-0	1-8	2	0	1-0
Carl Zander	37	10	47	0-0	0-0	1	2	1-0
Alfred Williams	36	4	40	3-16	0-0	3	1	2-24
Barney Bussey	31	8	39	0-0	2-18	3	0	1-0
David Grant	33	4	37	2-14	1-0	1	0	0-0
Lewis Billups	32	3	35	1-9	0-0	6	0	1-7
Mitchell Price	16	1	17	0-0	1-0	4	0	1-0
Kevin Walker	15	2	17	1-5	0-0	0	0	0-0
Natu Tuatagaloa	14	1	15	2-8	0-0	1	1	0-0
Lamar Rogers	10	4	14	0-0	0-0	1	0	0-0
Wayne Haddix	12	1	13	0-0	0-0	7	0	0-0
Richard Fain	8	2	10	0-0	1-1	3	0	0-0
Leon White	8	2	10	0-0	0-0	0	0	0-0
Rod Jones	9	0	9	0-0	0-0	3	0	0-0
Alex Gordon	6	2	8	2-8	0-0	0	0	0-0
Bernard Clark	5	3	8	0-0	0-0	0	0	0-0
Skip McClendon	5	1	6	0-0	0-0	0	0	0-0
Fernandus Vinson	4	2	6	0-0	0-0	2	0	0-0
Antoine Bennett	3	0	3	0-0	0-0	1	0	0-0
Daniel Stubbs	3	0	3	3-22	0-0	0	1	0-0
Joe King	2	1	3	0-0	0-0	0	0	0-0
Ed Brady	0	1	1	0-0	0-0	0	0	0-0
Rod Saddler	0	1	1	0-0	0-0	0	0	0-0

SPECIAL TEAMS**	ST	AT	TT	FF	FR-YDS	BP	BFG	BXP
Ed Brady	11	1	12	0	0-0	0	0	0
Alex Gordon	5	3	8	0	1-0	0	0	0
Leo Barker	6	0	6	0	0-0			

1993 STATISTICS

RECORD: 3-13-0

HEAD COACH: DAVE SHULA

DATE	W-L	SCORE	OPPONENT	ATTENDANCE
9-5-93	L	14-27	at Cleveland	75,508
9-12-93	L	6-9	INDIANAPOLIS	50,299
9-19-93	L	7-34	at Pittsburgh	53,682
9-26-93	L	10-19	SEATTLE	46,880
10-3-93			— BYE —	
10-10-93	L	15-17	at Kansas City	75,394
10-17-93	L	17-28	CLEVELAND	55,647
10-24-93	L	12-28	at Houston	50,039
10-31-93			— BYE —	
11-7-93	L	16-24	PITTSBURGH	51,202
11-14-93	L	3-38	HOUSTON	42,347
11-21-93	L	12-17	at N.Y. Jets	64,264
11-28-93	W	16-10	L.A. RAIDERS	43,272
12-5-93	L	8-21	at San Francisco	60,039
12-12-93	L	2-7	at New England	29,794
12-19-93	W	15-3	L.A. RAMS	36,612
12-26-93	W	21-17	ATLANTA	27,014
1-2-94	L	13-20	at New Orleans	58,036

TEAM STATISTICS	BENGALS	OPPONENTS
TOTAL FIRST DOWNS	239	306
Rushing	89	134
Passing	133	159
Penalty	17	13
3rd Down: Made-Att	80-232	85-212
3rd Down Pct.	34.5	40.1
4th Down: Made-Att	10-26	7-11
4th Down Pct.	38.5	63.6
POSSESSION AVG.	28:58	31:02
TOTAL NET YARDS	4052	5018
Avg. Per Game	253.3	313.6
Total Plays	986	1000
Avg. Per Play	4.1	5.0
NET YARDS RUSHING	1511	2220
Avg. Per Game	94.4	138.8
Total Rushes	423	521
NET YARDS PASSING	2541	2798
Avg. Per Game	158.8	174.9
Sacked-Yards Lost	53-289	22-154
Gross Yards	2830	2952
Att.-Completions	510-272	457-251
Completion Pct.	53.3	54.9
Had Intercepted	11	12
PUNTS-AVG.	90-43.9	74-42.2
Net Punting Avg.	36.6	36.2
PENALTIES-YARDS	105-773	73-567
FUMBLES-BALLS LOST	24-9	22-14
TOUCHDOWNS	16	37
Rushing	3	15
Passing	11	20
Returns	2	2

SCORE BY PERIODS	1	2	3	4	OT	PTS
BENGALS	41	74	18	54	0	187
OPPONENTS	42	119	63	95	0	319

SCORING	TD	TD-R	TD-P	TD-Rt	PAT	FG	S	PTS
Doug Pelfrey	0	0	0	0	13-16	24-31	0	85
Carl Pickens	6	0	6	0	—	—	0	36
Jeff Query	4	0	4	0	—	—	0	24
Eric Ball	1	1	0	0	—	—	0	6
Mike Brim	1	0	0	1	—	—	0	6
Derrick Fenner	1	1	0	0	—	—	0	6
Ostell Miles	1	1	0	0	—	—	0	6
Craig Thompson	1	0	1	0	—	—	0	6
Darryl Williams	1	0	0	1	—	—	0	6
Alfred Williams	0	0	0	0	—	—	1	2
(team)	—	—	—	—	—	—	2	4
BENGALS	16	3	11	2	13-16	24-31	3	187
OPPONENTS	37	15	20	2	37-37	20-28	0	319

Two-point conversions: (NA)*.

RUSHING	ATT	YDS	AVG	LG	TD
Harold Green	215	589	2.7	25	0
Derrick Fenner	121	482	4.0	26	1
David Klingler	41	282	6.9	29	0
Ostell Miles	22	56	2.5	15	1
Jay Schroeder	10	41	4.1	20	0
Eric Ball	8	37	4.6	18	1
Jeff Query	2	13	6.5	8	0
Patrick Robinson	1	6	6.0	6	0
Ryan Benjamin	3	5	1.7	2	0
BENGALS	423	1511	3.6	29	3
OPPONENTS	521	2220	4.3	38t	15

RECEIVING	REC	YDS	AVG	LG	TD
Jeff Query	56	654	11.7	51	4
Derrick Fenner	48	427	8.9	40	0
Tony McGee	44	525	11.9	37	0
Carl Pickens	43	565	13.1	36	6
Harold Green	22	115	5.2	16	0
Craig Thompson	17	87	5.1	10	1
Reggie Rembert	8	101	12.6	21	0
Patrick Robinson	8	72	9.0	14	0
Ostell Miles	6	89	14.8	27	0
Wesley Carroll	6	81	13.5	28	0
David Frisch	6	43	7.2	12	0
Eric Ball	4	39	9.8	24	0
Jeff Thomason	2	8	4.0	5	0
Ryan Benjamin	1	16	16.0	16	0
Milt Stegall	1	8	8.0	8	0
BENGALS	272	2830	10.4	51	11
OPPONENTS	251	2952	11.8	71t	20

INTERCEPTIONS	NO	YDS	AVG	LG	TD
Mike Brim	3	74	24.7	30	1
Darryl Williams	2	126	63.0	97t	1
Sheldon White	2	19	9.5	14	0
James Francis	2	12	6.0	12	0
Alan Grant	1	17	17.0	17	0
Rod Jones	1	0	0.0	0	0
Steve Tovar	1	0	0.0	0	0
Leonard Wheeler	0	^24	—	24	0
BENGALS	12	272	22.7	97t	2
OPPONENTS	11	49	4.5	30	0

PUNTING	NO	YDS	AVG	NET	TB	IN-20	LG	BLK
Lee Johnson	90	3954	43.9	36.6	12	24	60	0
BENGALS	90	3954	43.9	36.6	12	24	60	0
OPPONENTS	74	3123	42.2	36.2	6	20	72	1

PUNT RETURNS	NO	FC	YDS	AVG	LG	TD
Patrick Robinson	43	6	305	7.1	36	0
Carl Pickens	4	2	16	4.0	9	0
Marcello Simmons	1	0	0	0.0	0	0
BENGALS	48	8	321	6.7	36	0
OPPONENTS	47	13	416	8.9	39	0

KICKOFF RETURNS	NO	YDS	AVG	LG	TD
Patrick Robinson	30	567	18.9	42	0
Eric Ball	23	501	21.8	45	0
Ryan Benjamin	4	78	19.5	24	0
Ostell Miles	4	65	16.3	24	0
Eric Shaw	0f	0	—	—	0
BENGALS	61	1211	19.9	45	0
OPPONENTS	38	831	21.9	66	0

FIELD GOALS	1-19	20-29	30-39	40-49	50+
Doug Pelfrey	0-0	8-8	6-10	8-10	2-3
BENGALS	0-0	8-8	6-10	8-10	2-3
OPPONENTS	0-0	3-5	11-13	5-8	1-2

Doug Pelfrey: (—), (35G, 23G, 35N), (44N), (34N, 38N, 23G), (23G, 24G, 42G, 47G, 34G), (49G), (53G, 50G), (32G), (46G), (28G), (45G, 33N, 34G, 44G), (48G, 39G), (—), (43G, 44N, 28G, 52N, 25G), (—), (22G, 31G).

Opponents: (28G, 34G), (53G, 31G, 39N, 42G), (33G, 34G), (32G, 35G, 23G, 35G), (37G), (—), (23G), (39G), (42G), (41N, 44N, 31N, 48N, 34G), (—), (27N), (26N, 32G), (49G), (54N, 43G, 49G).

PASSING	ATT	CMP	YDS	CMP%	YDS/ATT	TD	TD%	INT	INT%	LG	SKD-YDS	RAT
David Klingler	343	190	1935	55.4	5.64	6	1.7	9	2.6	51	40-202	66.6
Jay Schroeder	159	78	832	49.1	5.23	5	3.1	2	1.3	37	13-87	70.0
Erik Wilhelm	6	4	63	66.7	10.50	0	0.0	0	0.0	27	0-0	101.4
Lee Johnson	1	0	0	0.0	0.00	0	0.0	0	0.0	—	0-0	39.6
Carl Pickens	1	0	0	0.0	0.00	0	0.0	0	0.0	—	0-0	39.6
BENGALS	510	272	2830	53.3	5.55	11	2.2	11	2.2	51	53-289	67.9
OPPONENTS	457	251	2952	54.9	6.46	20	4.4	12	2.6	71t	22-154	78.4

USUAL STARTERS

OFFENSE		DEFENSE	
WR	Jeff Query	LDE	John Copeland
LOT	Tom Scott	NT	Tim Krumrie
LG	Ken Moyer	RDE	George Hinkle
C	Bruce Kozerski	LOLB	James Francis
RG	Tom Rayam	LILB	Eric Shaw
ROT	Joe Waller		Steve Tovar
TE	Tony McGee	RILB	Ricardo McDonald
WR	Carl Pickens	ROLB	Alfred Williams
QB	David Klingler	LCB	Mike Brim
HB	Harold Green	RCB	Rod Jones
FB	Derrick Fenner	SS	Lance Gunn
		FS	Darryl Williams

DEFENSE**	ST	AT	TT	SKS-YDS	INT-YDS	PD	FF	FR-YDS
Darryl Williams	95	28	123	2-25	2-126	12	1	1-0
Ricardo McDonald	87	15	102	1-5	0-0	2	1	0-0
Steve Tovar	72	13	85	0-0	1-0	5	0	1-0
Tim Krumrie	58	20	78	3-23	0-0	2	1	0-0
Rod Jones	46	7	53	0-0	1-0	10	1	1-0
Mike Brim	41	8	49	0-0	3-74	8	1	1-0
Eric Shaw	38	11	49	0-0	0-0	1	0	1-0
John Copeland	43	5	48	3-18	0-0	2	0	0-0
James Francis	35	6	41	2-16	2-12	7	0	1-0
Fernandus Vinson	27	5	32	0-0	0-0	2	1	3-0
Leonard Wheeler	22	7	29	0-0	0-24	1	0	0-0
Alfred Williams	22	7	29	4-28	0-0	3	1	0-0
Lance Gunn	25	3	28	0-0	0-0	5	0	1-0
Alex Gordon	23	3	26	0-0	0-0	2	0	0-0
Daniel Stubbs	20	4	24	5-31	0-0	0	0	1-0
Mike Frier	17	4	21	1-0	0-0	1	0	0-0
George Hinkle	10	6	16	1-8	0-0	1	0	0-0
Alan Grant	11	0	11	0-0	1-17	1	0	0-0
Marcello Simmons	9	0	9	0-0	0-0	5	0	0-0
Ty Parten	5	3	8	0-0	0-0	2	0	0-0
Sheldon White	5	3	8	0-0	2-19	2	0	1-0
Roosevelt Nix	5	0	5	0-0	0-0	1	0	0-0
R.J. Kors	0	2	2	0-0	0-0	0	0	0-0
Ron Carpenter	1	0	1	0-0	0-0	0	0	0-0
Karmeeleyah McGill	1	0	1	0-0	0-0	0	0	0-0

SPECIAL TEAMS**	ST	AT	TT	FF	FR-YDS	BP	BFG	BXP
Steve Tovar	11	1	12	0	0-0	0	0	0
Randy Kirk	5	4	9	0	0-0	0	0	0
Eric Ball	7	1	8	0	0-0	0	0	0
Leonard Wheeler	6	1	7	1	1-0	0	0	0
R.J. Kors	5	1	6	0	0-0	0	0	0
Fernandus Vinson	5	1	6	1	0-0	1	0	0
Ricardo McDonald	5	0	5	0	0-0	0	0	0
Milt Stegall	4	1	5	0	0-0	0	0	0
Brad Smith	4	0	4	0	0-0	0	0	0
Ron Carpenter	3	1	4	0	0-0	0	0	0
Alex Gordon	3	1	4	0	0-0	0	0	0
James Francis	3	0	3	0	0-0	0	0	0
Marcello Simmons	3	0	3	0	0-0	0	0	0
Ostell Miles	2	1	3	0	0-0	0	0	0
Eric Shaw	2	1	3	0	0-0	0	0	0
Alan Grant	2	0	2	0	0-0	0	0	0
Lee Johnson	2	0	2	1	0-0	0	0	0
Tony McGee	2	0	2	0	0-0	0	0	0
Karmeeleyah McGill	2	0	2	0	0-0	0	0	0
Sheldon White	2	0	2	0	0-0	0	0	0
Darryl Williams	0	2	2	0	1-0	0	0	0
Wesley Carroll	1	0	1	0	0-0	0	0	0
Carl Pickens	1	0	1	0	0-0	0	0	0
Reggie Rembert	1	0	1	0	0-0	0	0	0
Rod Jones	0							

1994 STATISTICS

RECORD: 3-13-0

HEAD COACH: DAVE SHULA

DATE	W-L	SCORE	OPPONENT	ATTENDANCE
9-4-94	L	20-28	CLEVELAND	52,778
9-11-94	L	10-27	at San Diego	53,217
9-18-94	L	28-31	NEW ENGLAND	46,640
9-25-94	L	13-20	at Houston	44,253
10-2-94	L	7-23	MIAMI	55,056
10-9-94			— BYE —	
10-16-94	L	10-14	at Pittsburgh	55,353
10-23-94	L	13-37	at Cleveland	77,588
10-30-94	L	20-23	DALLAS	57,096
11-6-94	W	20-17 (OT)	at Seattle	46,630
11-13-94	W	34-31	HOUSTON	54,908
11-20-94	L	13-17	INDIANAPOLIS	55,566
11-27-94	L	13-15	at Denver	69,714
12-4-94	L	15-38	PITTSBURGH	53,401
12-11-94	L	20-27	at N.Y. Giants	67,530
12-18-94	L	7-28	at Arizona	50,110
12-24-94	W	33-30	PHILADELPHIA	39,923

TEAM STATISTICS		BENGALS	OPPONENTS
TOTAL FIRST DOWNS	267	310
Rushing	84	126
Passing	158	168
Penalty	25	16
3rd Down: Made-Att	66-213	92-231
3rd Down Pct.	31.0	39.8
4th Down: Made-Att	12-22	4-8
4th Down Pct.	54.5	50.0
POSSESSION AVG.	27:11	32:49
TOTAL NET YARDS	4792	5154
Avg. Per Game	299.5	322.1
Total Plays	990	1053
Avg. Per Play	4.8	4.9
NET YARDS RUSHING	1556	1906
Avg. Per Game	97.3	119.1
Total Rushes	404	517
NET YARDS PASSING	3236	3248
Avg. Per Game	202.3	203.0
Sacked-Yards Lost	44-305	31-210
Gross Yards	3541	3458
Att.-Completions	542-289	505-294
Completion Pct.	53.3	58.2
Had Intercepted	19	10
PUNTS-AVG.	80-43.3	87-40.6
Net Punting Avg.	35.3	34.4
PENALTY-YARDS	90-618	99-861
FUMBLES-BALLS LOST	31-22	26-8
TOUCHDOWNS	27	45
Rushing	5	16
Passing	21	22
Returns	1	7

SCORE BY PERIODS	1	2	3	4	OT	PTS
BENGALS	58	66	53	96	3	276
OPPONENTS	85	149	79	93	0	406

SCORING	TD	TD-R	TD-P	TD-Rt	K-PAT	FG	S	PTS
Doug Pelfrey	0	0	0	0	24-25	28-33	0	108
Carl Pickens	11	0	11	0	—	—	0	66
Darnay Scott	5	0	5	0	—	—	0	30
Steve Broussard	2	2	0	0	—	—	0	14
Derrick Fenner	2	1	1	0	—	—	0	12
Harold Green	2	1	1	0	—	—	0	12
Jeff Blake	1	1	0	0	—	—	0	8
Jeff Cothran	1	0	1	0	—	—	0	6
Tim McGee	1	0	1	0	—	—	0	6
Tony McGee	1	0	1	0	—	—	0	6
Corey Sawyer	1	0	0	1	—	—	0	6
Alfred Williams	0	0	0	0	—	—	1	2
BENGALS	27	5	21	1	24-25	28-33	1	276
OPPONENTS	45	16	22	7	41-41	31-35	0	406

Two-point conversions: Jeff Blake, Steve Broussard.
BENGALS 2-2, OPPONENTS 1-4.

PASSING	ATT	CMP	YDS	CMP%	YDS/ATT	TD	TD%	INT	INT%	LG	SKD-YDS	RAT
Jeff Blake	306	156	2154	51.0	7.04	14	4.6	9	2.9	76	19-120	76.9
David Klingler	231	131	1327	56.7	5.74	6	2.6	9	3.9	56	24-165	65.7
Donald Hollas	2	0	0	0.0	0.00	0	0.0	1	50.0	—	1-20	0.0
Steve Broussard	1	0	0	0.0	0.00	0	0.0	0	0.0	—	0-0	39.6
Lee Johnson	1	1	7	100.0	7.00	1	100.0	0	0.0	71	0-0	135.4
Darnay Scott	1	1	53	100.0	53.00	0	0.0	0	0.0	53	0-0	118.8
BENGALS	542	289	3541	53.3	6.53	21	3.9	19	3.5	76	44-305	72.0
OPPONENTS	505	294	3458	58.2	6.85	22	4.4	10	2.0	81	31-210	85.4

RUSHING	ATT	YDS	AVG	LG	TD
Derrick Fenner	141	468	3.3	21	1
Steve Broussard	94	403	4.3	371	2
Harold Green	76	223	2.9	22	1
Jeff Blake	37	204	5.5	16	1
Darnay Scott	10	106	10.6	23	0
Jeff Cothran	26	85	3.3	13	0
David Klingler	17	85	5.0	15	0
Eric Ball	2	0	0.0	1	0
Tim McGee	1	-18	-18.0	-18	0
BENGALS	404	1556	3.9	371	5
OPPONENTS	517	1906	3.7	40	16

RECEIVING	REC	YDS	AVG	LG	TD
Carl Pickens	71	1127	15.9	701	11
Darnay Scott	46	866	18.8	76	5
Tony McGee	40	492	12.3	54	1
Derrick Fenner	36	276	7.7	29	1
Steve Broussard	34	218	6.4	25	0
Harold Green	27	267	9.9	34	1
Tim McGee	13	175	13.5	25	1
Troy Sadowski	11	54	4.9	11	0
Jeff Query	5	44	8.8	14	0
Jeff Cothran	4	24	6.0	8	1
Eric Ball	1	4	4.0	4	0
David Klingler	1	-6	-6.0	-6	0
BENGALS	289	3541	12.3	76	21
OPPONENTS	294	3458	11.8	81	22

INTERCEPTIONS	NO	YDS	AVG	LG	TD
Louis Oliver	3	36	12.0	19	0
Mike Brim	2	72	36.0	49	0
Darryl Williams	2	45	22.5	33	0
Corey Sawyer	2	0	0.0	0	0
Steve Tovar	1	14	14.0	14	0
BENGALS	10	167	16.7	49	0
OPPONENTS	19	176	9.3	41	2

PUNTING	NO	YDS	AVG	NET	TB	IN-20	LG	BLK
Lee Johnson	79	3461	43.8	35.3	9	19	64	1
BENGALS	80	3461	43.3	35.3	9	19	64	1
OPPONENTS	87	3528	40.6	34.4	8	30	60	1

PUNT RETURNS	NO	FC	YDS	AVG	LG	TD
Corey Sawyer	26	16	307	11.8	821	1
Carl Pickens	9	2	62	6.9	16	0
Roger Jones	1	0	0	0.0	0	0
Darryl Williams	1	0	4	4.0	4	0
BENGALS	37	18	373	10.1	821	1
OPPONENTS	43	12	459	10.7	921	2

KICKOFF RETURNS	NO	YDS	AVG	LG	TD
Eric Ball	42	915	21.8	43	0
Darnay Scott	15	342	22.8	34	0
Adrian Hardy	8	185	23.1	42	0
Steve Broussard	7	115	16.4	24	0
Harold Green	5	113	22.6	31	0
Jeff Hill	4	97	24.3	40	0
Milt Stegall	1	16	16.0	16	0
Corey Sawyer	1	14	14.0	14	0
Steve Tovar	1	8	8.0	8	0
Tony McGee	1	4	4.0	4	0
Eric Shaw	1	1	1.0	1	0
BENGALS	86	1810	21.0	43	0
OPPONENTS	61	1408	23.1	941	2

FIELD GOALS	1-19	20-29	30-39	40-49	50+
Doug Pelfrey	1-1	8-8	8-10	9-10	2-4
BENGALS	1-1	8-8	8-10	9-10	2-4
OPPONENTS	1-1	10-10	14-15	5-7	1-2

Doug Pelfrey: (38G, 49G), (19G), (—), (21G, 49G), (47N), (47G), (36G, 49G, 50N), (22G, 33G), (36G, 44G, 36G, 47G, 28G, 26G), (50G, 40G), (29G, 46G, 34N), (43G, 32G, 51N), (—), (33N, 38G, 23G), (—), (28G, 36G, 22G, 54G).

Opponents: (19G, 22G), (37G, 20G), (43G, 24G, 28G, 35G), (45G, 24G), (28G, 27G, 32G), (—), (45G, 27G, 35G), (38N, 37G, 43G, 38G), (23G), (34G), (35G), (34G, 33G, 45N, 37G, 44N), (41G), (52G, 33G), (51N), (36G, 23G, 35G).

USUAL STARTERS

OFFENSE		DEFENSE	
WR	Carl Pickens	LDE	John Copeland
LOT	Kevin Sargent	LDT	Keith Rucker
LG	Dave Cadigan	RDT	Dan Wilkinson
C	Darrick Brizl	RDE	Alfred Williams
RG	Ken Moyer	LLB	James Francis
ROT	Bruce Kozerski	MLB	Steve Tovar
TE	Tony McGee	RLB	Ricardo McDonald
WR	Darnay Scott	LCB	Mike Brim
QB	Jeff Blake	RCB	Rod Jones
HB	Harold Green	SS	Louis Oliver
FB	Derrick Fenner	FS	Darryl Williams

DEFENSE*	ST	AT	TT	SKS-YDS	INT-YDS	PD	FF	FR-YDS
Steve Tovar	95	27	122	3-23	1-14	3	3	2-0
Darryl Williams	87	15	102	1-7	2-45	8	2	2-0
James Francis	88	13	101	4.5-35	0-0	6	3	0-0
Rod Jones	67	8	75	0-0	0-0	8	0	0-0
Louis Oliver	53	10	63	1-1	3-36	10	1	0-0
Keith Rucker	52	6	58	2-12	0-0	2	1	0-0
Mike Brim	44	4	48	0-0	2-72	15	0	1-1
Alfred Williams	40	8	48	9.5-62	0-0	1	1	1-0
Tim Krumie	38	9	47	1-8	0-0	1	0	0-0
Ricardo McDonald	30	15	45	1-3	0-0	0	1	0-0
Dan Wilkinson	37	7	44	5.5-37	0-0	1	0	0-0
John Copeland	36	5	41	1-6	0-0	1	1	0-0
Fernandus Vinson	29	5	34	0-0	0-0	0	1	0-0
Corey Sawyer	26	5	31	0-0	2-0	13	0	1-0
Ty Parten	16	4	20	0-0	0-0	2	0	0-0
Santo Stephens	9	4	13	0-0	0-0	1	0	0-0
Roger Jones	5	2	7	1.5-16	0-0	0	0	0-0
David Braxton	3	2	5	0-0	0-0	0	0	0-0
Brett Wallerstedt	3	2	5	0-0	0-0	0	0	0-0
John Johnson	3	1	4	0-0	0-0	0	0	0-0
Artie Smith	2	0	2	0-0	0-0	0	0	0-0
Kimo von Oelhoffen	2	0	2	0-0	0-0	0	0	0-0
Eric Shaw	1	1	2	0-0	0-0	0	0	0-0
Bracey Walker	1	1	2	0-0	0-0	1	0	0-0
Ramondo Stallings	1	0	1	0-0	0-0	0	0	0-0

SPECIAL TEAMS*	ST	AT	TT	FF	FR-YDS	BP	BFG	BXP
Jeff Cothran	10	2	12	0	0-0	0	0	0
Adrian Hardy	10	2	12	0	1-0	1	0	0
Eric Ball	9	3	12	0	0-0	0	0	0
Roger Jones	11	0	11	1	0-0	0	0	0
Santo Stephens	8	1	9	0	0-0	0	0	0
Brett Wallerstedt	8	0	8	0	0-0	0	0	0
Greg Truitt	4	2	6	0	0-0	0	0	0
David Braxton	5	0	5	0	0-0	0	0	0
Steve Tovar	5	0	5	0	0-0	0	0	0
Kevin Jefferson	4	1	5	0	0-0	0	0	0
Corey Sawyer	4	0	4	0	0-0	0	0	0
Fernandus Vinson	4	0	4	0	0-0	0	0	0
John Johnson	3	0	3	0	0-0	0	0	0
Darryl Williams	3	0	3	0	0-0	0	0	0
Ricardo McDonald	1	2	3	0	0-0	0	0	0
Lee Johnson	2	0	2	0	0-0	0	0	0
Forey Duckett	1	0	1					

1995 STATISTICS

RECORD: 7-9-0

HEAD COACH: DAVE SHULA

DATE	W-L	SCORE	OPPONENT	ATTENDANCE
9-3-95	W	24-21 (OT)	at Indianapolis	42,445
9-10-95	W	24-17	JACKSONVILLE	48,318
9-17-95	L	21-24	at Seattle	39,492
9-24-95	L	28-38	HOUSTON	46,332
10-1-95	L	23-26	MIAMI	52,671
10-8-95	L	16-19	at Tampa Bay	41,732
10-15-95		— BYE —		
10-19-95	W	27-9	at Pittsburgh	56,684
10-29-95	L	26-29 (OT)	CLEVELAND	58,639
11-5-95	L	17-20	OAKLAND	51,265
11-12-95	W	32-25	at Houston	32,998
11-19-95	L	31-49	PITTSBURGH	54,636
11-26-95	W	17-13	at Jacksonville	68,249
12-3-95	L	10-24	at Green Bay	60,318
12-10-95	W	16-10	CHICAGO	38,642
12-17-95	L	10-26	at Cleveland	55,875
12-24-95	W	27-24	MINNESOTA	34,568

TEAM STATISTICS		BENGALS	OPPONENTS
TOTAL FIRST DOWNS	288	355
Rushing	76	117
Passing	184	215
Penalty	28	23
3rd Down: Made-Att	72-205	107-243
3rd Down Pct.	35.1	44.0
4th Down: Made-Att	10-19	8-15
4th Down Pct.	52.6	53.3
POSSESSION AVG.	26:57	33:03
TOTAL NET YARDS	5192	6349
Avg. Per Game	324.5	396.8
Total Plays	975	1127
Avg. Per Play	5.3	5.6
NET YARDS RUSHING	1439	2104
Avg. Per Game	89.9	131.5
Total Rushes	364	483
NET YARDS PASSING	3753	4245
Avg. Per Game	234.6	265.3
Sacked-Yards Lost	25-162	42-267
Gross Yards	3915	4512
Att.-Completions	586-334	602-364
Completion Pct.	57.0	60.5
Had Intercepted	18	12
PUNTS-AVG.	70-41.6	64-38.4
Net Punting Avg.	38.3	33.3
PENALTY-YARDS	103-835	116-1143
FUMBLES-BALLS LOST	23-14	27-12
TOUCHDOWNS	37	37
Rushing	7	10
Passing	29	25
Returns	2	2

SCORE BY PERIODS	1	2	3	4	OT	PTS
BENGALS	52	99	93	102	3	349
OPPONENTS	70	131	56	114	3	374

SCORING	TD	TD-R	TD-P	TD-R	K-PAT	FG	S	PTS
Doug Pelfrey	0	0	0	0	34-34	29-36	0	121
Carl Pickens	17	0	17	0	—	—	0	102
Darnay Scott	5	0	5	0	—	—	0	30
Tony McGee	4	0	4	0	—	—	0	24
Eric Bieniemy	3	3	0	0	—	—	0	18
Harold Green	3	2	1	0	—	—	0	18
Jeff Blake	2	2	0	0	—	—	0	14
David Dunn	1	0	1	0	—	—	0	6
Roger Jones	1	0	0	1	—	—	0	6
Melvin Tuten	1	0	1	0	—	—	0	6
Darryl Williams	0	0	0	0	—	—	1	2
(team)	—	—	—	—	—	—	1	2
BENGALS	37	7	29	1	34-34	29-36	2	349
OPPONENTS	37	10	25	2	34-34	38-49	0	374

Two-point conversions: Jeff Blake. BENGALS 1-3, OPPONENTS 2-3.

RUSHING	ATT	YDS	AVG	LG	TD
Harold Green	171	661	3.9	23t	2
Eric Bieniemy	98	381	3.9	27	3
Jeff Blake	53	309	5.8	30	2
Jeff Cothran	16	62	3.9	15	0
James Joseph	16	40	2.5	8	0
Darnay Scott	5	11	2.2	9	0
Carl Pickens	1	6	6.0	6	0
Jason Burns	1	1	1.0	1	0
Jeff Hill	1	-3	-3.0	-3	0
David Dunn	1	-13	-13.0	-13	0
Lee Johnson	1	-16	-16.0	-16	0
BENGALS	364	1439	4.0	30	7
OPPONENTS	483	2104	4.4	38	10

RECEIVING	REC	YDS	AVG	LG	TD
Carl Pickens	99	1234	12.5	68t	17
Tony McGee	55	754	13.7	41	4
Darnay Scott	52	821	15.8	88t	5
Eric Bieniemy	43	424	9.9	33	0
Harold Green	27	182	6.7	24	1
James Joseph	20	118	5.9	13	0
David Dunn	17	209	12.3	37	1
Jeff Cothran	8	44	5.5	15	0
Troy Sadowski	5	37	7.4	12	0
Jeff Hill	4	44	11.0	18	0
Derek Ware	2	36	18.0	21	0
Melvin Tuten	2	12	6.0	9	1
BENGALS	334	3915	11.7	88t	29
OPPONENTS	364	4512	12.4	71t	25

INTERCEPTIONS	NO	YDS	AVG	LG	TD
Bracey Walker	4	56	14.0	23	0
Corey Sawyer	2	61	30.5	61	0
Andre Collins	2	3	1.5	3	0
Rod Jones	1	24	24.0	24	0
Roger Jones	1	17	17.0	17t	1
Steve Tovar	1	13	13.0	13	0
Darryl Williams	1	1	1.0	1	0
BENGALS	12	175	14.6	61	1
OPPONENTS	18	307	17.1	74	2

PUNTING	NO	YDS	AVG	NET	TB	IN-20	LG	BLK
Lee Johnson	68	2861	42.1	38.6	4	26	61	0
Doug Pelfrey	2	52	26.0	26.0	0	0	27	0
BENGALS	70	2913	41.6	38.3	4	26	61	0
OPPONENTS	64	2455	38.4	33.3	11	22	64	1

PUNT RETURNS	NO	FC	YDS	AVG	LG	TD
Corey Sawyer	9	8	58	6.4	21	0
Eric Bieniemy	7	1	47	6.7	10	0
Carl Pickens	5	2	-2	-0.4	4	0
Thomas Bailey	0	1	0	—	—	0
Jeff Query	0	1	0	—	—	0
BENGALS	21	13	103	4.9	21	0
OPPONENTS	27	20	154	5.7	19	0

KICKOFF RETURNS	NO	YDS	AVG	LG	TD
David Dunn	50	1092	21.8	45	0
Jeff Hill	17	454	26.7	55	0
Eric Bieniemy	8	168	21.0	34	0
Corey Sawyer	2	50	25.0	28	0
James Joseph	1	17	17.0	17	0
Kimo von Oelhoffen	1	10	10.0	10	0
Andre Collins	1	-3	-3.0	-3	0
BENGALS	80	1788	22.4	62	0
OPPONENTS	65	1475	22.7	64	0

FIELD GOALS	1-19	20-29	30-39	40-49	50+
Doug Pelfrey	0-0	8-9	10-11	10-14	1-2
BENGALS	0-0	8-9	10-11	10-14	1-2
OPPONENTS	1-1	13-14	14-17	8-13	2-4

Doug Pelfrey: (25G, 44G, 32G, 38G, 47G), (42G, 48N), (38N, 49N), (—), (28G, 45N), (34G, 45G, 44G), (31G, 23G), (37G, 63N, 41G), (45G, 28G, 48G), (33G, 49G, 27G), (27G), (31G), (28G), (28G, 37G, 39G, 42N), (30G, 22B), (44G, 51G).

Opponents: (27G, 40G, 42N), (29G), (53N, 38G), (41G), (21G, 46G, 36G, 35G), (25G, 47N, 27G, 45N, 33G, 53G), (39N, 36N, 25G, 28G, 38G), (44G, 25G, 36G, 38G, 28G), (37G, 50N, 46G), (40G, 34G, 34G, 23G), (50G, 26G), (41N, 47B, 36G, 39G), (41G), (27G), (37G, 42G, 19G, 35G), (20G, 38N, 25N).

PASSING	ATT	CMP	YDS	CMP%	YDS/ATT	TD	TD%	INT	INT%	LG	SKD-YDS	RAT
Jeff Blake	567	326	3822	57.5	6.74	28	4.9	17	3.0	88t	24-152	82.1
David Klingler	15	7	88	46.7	5.87	1	6.7	1	6.7	33	1-10	59.9
Eric Bieniemy	2	0	0	0.0	0.00	0	0.0	0	0.0	—	0-0	39.6
Lee Johnson	1	1	5	100.0	5.00	0	0.0	0	0.0	5	0-0	87.5
David Dunn	1	0	0	0.0	0.00	0	0.0	0	0.0	—	0-0	39.6
BENGALS	586	334	3915	57.0	6.68	29	4.9	18	3.1	88t	25-162	81.1
OPPONENTS	602	364	4512	60.5	7.50	25	4.2	12	2.0	71t	42-267	89.2

USUAL STARTERS

OFFENSE		DEFENSE	
WR	Carl Pickens	LDE	John Copeland
LOT	Kevin Sargent	LDT	Dan Wilkinson
LG	Scott Brumfield	RDT	Keith Rucker
C	Darrick Brizl	RDE	Artie Smith
RG	Bruce Kozerski, Todd Kalis	LLB	James Francis
		MLB	Steve Tovar
ROT	Joe Walter	RLB	Ricardo McDonald
TE	Tony McGee	LCB	Roger Jones
WR	Darnay Scott	RCB	Corey Sawyer, Rod Jones
QB	Jeff Blake	SS	Bracey Walker
HB	Harold Green	FS	Darryl Williams
FB	Jeff Cothran	SS	

DEFENSE*	ST	AT	TT	SKS-YDS	INT-YDS	PD	FF	FR-YDS
Steve Tovar	77	22	99	1-1	1-13	5	2	0-0
Darryl Williams	78	20	98	1-9	1-1	10	0	3-0
Roger Jones	75	11	86	2-8	1-17	11	2	0-0
Bracey Walker	60	25	85	0-0	4-56	13	1	2-9
James Francis	55	10	65	3-27	0-0	6	1	0-0
Ricardo McDonald	47	17	64	5-17	0-0	1	1	1-0
Andre Collins	50	12	62	4-30	2-3	6	0	0-0
John Copeland	53	8	61	9-61	0-0	4	2	0-0
Corey Sawyer	49	4	53	2-22	2-61	17	2	0-0
Artie Smith	38	6	44	2-4	0-0	0	2	0-0
Keith Rucker	32	10	42	2-8	0-0	0	1	0-0
Dan Wilkinson	30	10	40	8-48	0-0	1	1	0-0
Rod Jones	38	1	39	0-0	1-24	9	0	1-0
Leonard Wheeler	21	7	28	0-0	0-0	5	0	0-0
Brett Wallerstedt	20	2	22	0-0	0-0	1	0	0-0
Sam Shade	14	2	16	0-0	0-0	1	0	0-0
Ramondo Stallings	14	2	16	1-18	0-0	0	1	1-0
Chris Shelling	15	0	15	0-0	0-0	1	0	0-0
Kimo von Oelhoffen	7	1	8	0-0	0-0	1	0	0-0
Alfred Oglesby	3	1	4	1-3	0-0	0	0	0-0
Adrian Hardy	3	0	3	0-0	0-0	0	0	0-0
Todd Kelly	3	0	3	1-11	0-0	1	0	1-0
Ty Parten	1	2	3	0-0	0-0	0	0	0-0
Mike Brim	2	0	2	0-0	0-0	0	0	0-0
Kevin Jefferson	0	0	1	0-0	0-0	0	0	0-0

SPECIAL TEAMS*	ST	AT	TT	FF	FR-YDS	BP	BFG	BXP
Darryl Williams	10	4	14	0	0-0	1	0	0
Adrian Hardy	9	1	10	0	0-0	0	0	0
James Joseph	8	1	9	0	1-0	0	0	0
Roger Jones	8	0	8	0	0-0	0	0	0
Andre Collins	7	1	8	0	0-0	0	0	0
Kevin Jefferson	4	4	8	0	1-6	0	0	0
David Dunn	6	1	7	0	0-0	0	0	0
Chris Shelling	6	1	7	1	0-0	0	0	0
Leonard Wheeler	6	1	7	1	0-0	0	0	0
Eric Bieniemy	5	1	6	0	1-0	0	0	0
Sam Shade	4	1	5	0	0-0	0	0	0
Brett Wallerstedt	4	0	4	0	0-0	0	0	0
Jeff Hill	3	0	3	0	0-0	0	0	0
Doug Pelfrey	2	0	2	0	0-0	0	0	0
Greg Truitt	1	1	2	0	0-0	0	0	0
Randy Neal	1							

1996 STATISTICS

RECORD: 8-8-0

HEAD COACH: DAVE SHULA (GAMES 1-7; RECORD 1-6),
BRUCE COSLET (GAMES 8-16; RECORD 7-2)

DATE	W-L	SCORE	OPPONENT	ATTENDANCE
9-1-96	L	16-26	at St. Louis	62,659
9-8-96	L	14-27	at San Diego	55,880
9-15-96	W	30-15	NEW ORLEANS	45,412
9-22-96			— BYE —	
9-29-96	L	10-14	DENVER	51,798
10-6-96	L	27-30 (OT)	HOUSTON	44,680
10-13-96	L	10-20	at Pittsburgh	58,875
10-20-96	L	21-28	at San Francisco	63,218
10-27-96	W	28-21	JACKSONVILLE	45,890
11-3-96	W	24-21	at Baltimore	60,743
11-10-96	W	34-24	PITTSBURGH	57,265
11-17-96	L	17-31	at Buffalo	75,549
11-24-96	W	41-31	ATLANTA	44,868
12-1-96	L	27-30	at Jacksonville	57,408
12-8-96	W	21-14	BALTIMORE	43,022
12-15-96	W	21-13	at Houston	15,131
12-22-96	W	31-24	INDIANAPOLIS	49,389

TEAM STATISTICS	BENGALS	OPPONENTS
TOTAL FIRST DOWNS	332	317
Rushing	114	109
Passing	190	196
Penalty	28	12
3rd Down: Made-Att	102-236	94-214
3rd Down Pct.	43.2	43.9
4th Down: Made-Att	5-12	8-13
4th Down Pct.	41.7	61.5
POSSESSION AVG.	31:33	28:27
TOTAL NET YARDS	5225	5469
Avg. Per Game	326.6	341.8
Total Plays	1088	1047
Avg. Per Play	4.8	5.2
NET YARDS RUSHING	1793	1643
Avg. Per Game	112.1	102.7
Total Rushes	478	444
NET YARDS PASSING	3432	3826
Avg. Per Game	214.5	239.1
Sacked-Yards Lost	47-294	32-202
Gross Yards	3726	4028
Att.-Completions	563-316	571-319
Completion Pct.	56.1	55.9
Had Intercepted	16	34
PUNTS-AVG.	82-44.3	61-44.4
Net Punting Avg.	34.0	38.5
PENALTIES-YARDS	90-678	102-768
FUMBLES-BALLS LOST	19-9	16-10
TOUCHDOWNS	43	42
Rushing	14	15
Passing	25	22
Returns	4	5

SCORE BY PERIODS	1	2	3	4	OT	PTS
BENGALS	57	111	65	139	0	372
OPPONENTS	67	105	86	108	3	369

SCORING	TD	TD-R	TD-P	TD-Rt	K-PAT	FG	S	PTS
Doug Pelfrey	0	0	0	0	41-41	23-28	0	110
Carl Pickens	12	0	12	0	—	—	0	74
Ki-Jana Carter	9	8	1	0	—	—	0	54
Darnay Scott	5	0	5	0	—	—	0	30
Tony McGee	4	0	4	0	—	—	0	24
Eric Bieniemy	2	2	0	0	—	—	0	12
Jeff Blake	2	2	0	0	—	—	0	12
David Dunn	2	0	1	1	—	—	0	12
Garrison Hearst	1	0	1	0	—	—	0	8
Ashley Ambrose	1	0	0	1	—	—	0	6
Jeff Cothran	1	1	0	0	—	—	0	6
James Francis	1	0	0	1	—	—	0	6
James Hundon	1	0	1	0	—	—	0	6
Brian Milne	1	1	0	0	—	—	0	6
Jimmy Spencer	1	0	0	1	—	—	0	6
BENGALS	43	14	25	4	41-41	23-28	0	372
OPPONENTS	42	15	22	5	40-40	25-30	0	369

Two-point conversions: Garrison Hearst, Carl Pickens.
BENGALS 2-2, OPPONENTS 1-2.

PASSING	ATT	CMP	YDS	CMP%	YDS/ATT	TD	TD%	INT	INT%	LG	SKD-YDS	RAT
Jeff Blake	549	308	3624	56.1	6.60	24	4.4	14	2.6	61t	44-278	80.3
Erik Wilhelm	13	7	90	53.8	6.92	1	7.7	2	15.4	38	3-16	61.9
Carl Pickens	1	1	12	100.0	12.00	0	0.0	0	0.0	12	0-0	116.7
BENGALS	563	316	3726	56.1	6.62	25	4.4	16	2.8	61t	47-294	79.4
OPPONENTS	571	319	4028	55.9	7.05	22	3.9	34	6.0	57	32-202	66.1

RUSHING	ATT	YDS	AVG	LG	TD
Garrison Hearst	225	847	3.8	24	0
Jeff Blake	72	317	4.4	18	2
Eric Bieniemy	56	269	4.8	33t	2
Ki-Jana Carter	91	264	2.9	31t	8
Jeff Cothran	15	44	2.9	9	1
Erik Wilhelm	6	24	4.0	18	0
Brian Milne	8	22	2.8	5	1
Darnay Scott	3	4	1.3	8	0
Carl Pickens	2	2	1.0	2	0
BENGALS	478	1793	3.8	33t	14
OPPONENTS	444	1643	3.7	45t	15

RECEIVING	REC	YDS	AVG	LG	TD
Carl Pickens	100	1180	11.8	61t	12
Darnay Scott	58	833	14.4	50t	5
Tony McGee	38	446	11.7	22	4
David Dunn	32	509	15.9	40	1
Eric Bieniemy	32	272	8.5	42	0
Ki-Jana Carter	22	169	7.7	20	1
Garrison Hearst	12	131	10.9	40	1
Marco Battaglia	8	79	9.9	17	0
Jeff Cothran	7	49	7.0	14	0
Brian Milne	3	29	9.7	15	0
Troy Sadowski	3	15	5.0	8	0
James Hundon	1	14	14.0	14t	1
BENGALS	316	3726	11.8	61t	25
OPPONENTS	319	4028	12.6	57	22

INTERCEPTIONS	NO	YDS	AVG	LG	TD
Ashley Ambrose	8	63	7.9	31t	1
Jimmy Spencer	5	48	9.6	34	0
Steve Tovar	4	42	10.5	24	0
James Francis	3	61	20.3	42t	1
Bracey Walker	2	35	17.5	35	0
Greg Myers	2	10	5.0	10	0
Rod (Roderick) Jones	2	2	1.0	2	0
Bo Orlando	2	0	0.0	0	0
Corey Sawyer	2	0	0.0	0	0
Roger Jones	1	30	30.0	30	0
Gerald Dixon	1	10	10.0	10	0
Dan Wilkinson	1	7	7.0	7	0
Jevon Langford	1	0	0.0	0	0
BENGALS	34	308	9.1	42t	2
OPPONENTS	16	172	10.8	61	1

PUNTING	NO	YDS	AVG	NET	TB	IN-20	LG	BLK
Lee Johnson	80	3630	45.4	34.4	17	16	67	1
Doug Pelfrey	1	4	4.0	4.0	0	0	4	0
BENGALS	82	3634	44.3	34.0	17	16	67	1
OPPONENTS	61	2706	44.4	38.5	7	20	65	0

PUNT RETURNS	NO	FC	YDS	AVG	LG	TD
Corey Sawyer	15	5	117	7.8	62	0
Greg Myers	9	2	51	5.7	12	0
David Dunn	7	1	54	7.7	20	0
James Hundon	1	0	-7	-7.0	-7	0
Carl Pickens	1	0	2	2.0	2	0
BENGALS	33	8	217	6.6	62	0
OPPONENTS	38	6	502	13.2	64	0

KICKOFF RETURNS	NO	YDS	AVG	LG	TD
David Dunn	35	782	22.3	90t	1
Corey Sawyer	12	241	20.1	33	0
James Hundon	10	237	23.7	31	0
Jeff Hill	9	173	19.2	29	0
Troy Sadowski	2	7	3.5	7	0
Marco Battaglia	1	8	8.0	8	0
Jeff Cothran	1	11	11.0	11	0
BENGALS	70	1459	20.8	90t	1
OPPONENTS	69	1642	23.8	95t	1

FIELD GOALS	1-19	20-29	30-39	40-49	50+
Doug Pelfrey	1-1	7-7	10-11	5-9	0-0
BENGALS	1-1	7-7	10-11	5-9	0-0
OPPONENTS	0-0	9-9	6-7	9-12	1-2

Doug Pelfrey: (27G, 35G, 47G), (—), (33G, 21G, 35G, 37N), (44G), (42G, 31G, 40N), (19G), (—), (—), (41G, 49G, 34G), (32G, 34G), (30G), (36G, 20G), (42B, 22G, 34G), (49N, 23G, 26G), (47N), (25G).

Opponents: (44N, 42G, 20G, 29G, 20G), (47G, 23G), (51G, 37G, 25G), (—), (40G, 32G, 49G), (33G, 22G), (—), (—), (—), (46G, 42N), (22G), (33G, 54N), (25G, 46G, 40G, 39G, 20G), (45N), (46G, 34N, 42G), (32G).

USUAL STARTERS

OFFENSE		DEFENSE	
WR	Carl Pickens	LDE	John Copeland
LOT	Willie Anderson	LDT	Dan Wilkinson
	Melvin Tuten	RDT	Tim Johnson
LG	Rich Braham	RDE	Artie Smith
C	Darrick Brilz	LLB	James Francis
RG	Ken Blackman	MLB	Steve Tovar
	Scott Brumfield	RLB	Ricardo McDonald
ROT	Joe Walter	LCB	Ashley Ambrose
TE	Tony McGee	RCB	Jimmy Spencer
WR	Darnay Scott	SS	Bracey Walker
QB	Jeff Blake	FS	Bo Orlando
HB	Garrison Hearst		
FB	Jeff Cothran		

DEFENSE*	ST	AT	TT	SKS-YDS	INT-YDS	PD	FF	FR-YDS
Steve Tovar	74	30	104	3-15	4-42	11	0	0-0
Bo Orlando	72	12	84	1-6	2-0	7	1	0-0
James Francis	62	8	70	3-23	3-61	6	1	3-0
Bracey Walker	57	13	70	0-0	2-35	4	1	0-0
Jimmy Spencer	55	8	63	0-0	5-48	22	0	1-59
Ricardo McDonald	46	15	61	5-32	0-0	1	1	0-0
Ashley Ambrose	44	6	50	0-0	8-63	24	1	0-0
Dan Wilkinson	37	7	44	6.5-51.5	1-7	3	0	1-0
Tim Johnson	38	3	41	2.5-22	0-0	2	0	0-0
John Copeland	35	6	41	3-18.5	0-0	6	1	0-0
Corey Sawyer	32	6	38	1.5-11.5	2-0	10	1	0-0
Artie Smith	19	7	26	1-8	0-0	1	0	1-0
Jevon Langford	20	4	24	2-6	1-0	1	0	1-0
Tom Tumulty	16	8	24	0-0	0-0	1	0	0-0
Gerald Dixon	15	6	21	0-0	1-10	1	0	0-0
Greg Myers	17	1	18	0-0	2-10	3	0	0-0
Ramondo Stallings	13	2	15	2-6	0-0	2	0	0-0
Kimo von Oelhoffen	11	4	15	1-2.5	0-0	0	0	0-0
Rod Jones (Roderick)	13	1	14	0-0	2-2	4	0	0-0
Roger Jones	7	1	8	0-0	1-30	1	0	0-0
Sam Shade	6	2	8	0-0	0-0	0	0	0-0
Andre Collins	6	1	7	0-0	0-0	0	0	0-0
Tim Morabito	5	1	6	0.5-0	0-0	0	0	0-0
Kenny Davidson	1	0	1	0-0	0-0	0	0	1-0
Leonard Wheeler	1	0	1	0-0	0-0	0	0	0-0

SPECIAL TEAMS*	ST	AT	TT	FF	FR-YDS	BP	BFG	BXP
David Dunn	9	0	9	0	0-0	0	0	0
Tom Tumulty	8	1	9	0	0-0	0	0	0
Leonard Wheeler	8	1	9	0	0-0	0	0	0
Andre Collins	8	0	8	0	0-0	0	0	0
Eric Bieniemy	7	1	8	0	0-0	0	0	0
Greg Myers	6	2	8	0	0-0	0	0	0
Rod Jones (Roderick)	6	1	7	0	0-0	0	0	0
Gerald Dixon	5	1	6	0	0-0	0	0	0
Sam Shade	5	1	6	0	0-0	0	0	0
Ashley Ambrose	5	0	5	0	0-0	0	0	0
Bo Orlando	5	0	5	0	0-0	0	0	0
Marco Battaglia	4	0	4	0	1-0	0	0	0
Greg Trullit	4	0	4	0	0-0	0	0	0
Roger Jones	2	2	4	0	0-0	0	0	0
James Hundon	3	0	3	0	0-0	0	0	0
Lee Johnson	3	0	3	0	0-0	0	0	

1997 STATISTICS

RECORD: 7-9-0

HEAD COACH: BRUCE COSLET

DATE	W-L	SCORE	OPPONENT	ATTENDANCE
8-31-97	W	24-21	ARIZONA	53,644
9-7-97	L	10-23	at Baltimore	52,968
9-14-97			— BYE —	
9-21-97	L	20-38	at Denver	73,871
9-28-97	L	14-31	N.Y. JETS	57,209
10-5-97	L	13-21	at Jacksonville	67,128
10-12-97	L	7-30	at Tennessee	17,071
10-19-97	L	10-26	PITTSBURGH	60,020
10-26-97	L	27-29	at Philadelphia	66,623
11-2-97	W	38-31	SAN DIEGO	53,754
11-9-97	W	28-13	at Indianapolis	58,473
11-16-97	L	3-20	at Pittsburgh	55,226
11-23-97	W	31-26	JACKSONVILLE	55,158
11-30-97	L	42-44	at Philadelphia	66,623
12-4-97	W	41-14	TENNESSEE	49,086
12-14-97	W	31-24	DALLAS	60,043
12-21-97	W	16-14	BALTIMORE	50,917

TEAM STATISTICS		BENGALS	OPPONENTS
TOTAL FIRST DOWNS	310	351	
Rushing	104	141	
Passing	171	188	
Penalty	35	22	
3rd Down: Made-Att	88-214	102-227	
3rd Down Pct.	41.1	44.9	
4th Down: Made-Att	10-20	11-16	
4th Down Pct.	50.0	68.8	
POSSESSION AVG.	27:56	32:04	
TOTAL NET YARDS	5282	5682	
Avg. Per Game	330.1	355.1	
Total Plays	1002	1091	
Avg. Per Play	5.3	5.2	
NET YARDS RUSHING	1966	2223	
Avg. Per Game	122.9	138.9	
Total Rushes	452	514	
NET YARDS PASSING	3316	3459	
Avg. Per Game	207.3	216.2	
Sacked-Yards Lost	46-287	35-209	
Gross Yards	3603	3668	
Att.-Completions	504-302	542-309	
Completion Pct.	59.9	57.0	
Had Intercepted	9	13	
PUNTS-AVG.	81-42.9	69-44.7	
Net Punting Avg.	35.9	40.3	
PENALTIES-YARDS	98-877	107-951	
FUMBLES-BALLS LOST	25-13	23-10	
TOUCHDOWNS	46	48	
Rushing	23	15	
Passing	21	30	
Returns	2	3	

SCORE BY PERIODS	1	2	3	4	OT	PTS
BENGALS	77	110	80	88	0	355
OPPONENTS	65	108	90	142	0	405

SCORING	TD	TD-R	TD-P	TD-R	K-PAT	FG	S	PTS
Doug Pelfrey	0	0	0	0	41-43	12-16	0	77
Corey Dillon	10	10	0	0	—	—	0	60
Ki-Jana Carter	7	7	0	0	—	—	0	42
Tony McGee	6	0	6	0	—	—	0	38
Carl Pickens	5	0	5	0	—	—	0	30
Darnay Scott	5	0	5	0	—	—	0	30
Jeff Blake	3	3	0	0	—	—	0	18
Eric Beniemy	2	1	0	1	—	—	0	12
David Dunn	2	0	2	0	—	—	0	12
James Hundon	2	0	2	0	—	—	0	12
Brian Milne	2	2	0	0	—	—	0	12
Marco Battaglia	1	0	1	0	—	—	0	6
John Copeland	1	0	0	1	—	—	0	6
BENGALS	46	23	21	2	41-43	12-16	0	355
OPPONENTS	48	15	30	3	45-45	24-29	0	405

Two-point conversions: Tony McGee. BENGALS 1-3, OPPONENTS 0-3.

PASSING	ATT	CMP	YDS	CMP%	YDS/ATT	TD	TD%	INT	INT%	LG	SKD-YDS	RAT
Jeff Blake	317	184	2125	58.0	6.70	8	2.5	7	2.2	50t	39-244	77.6
Boomer Esiason	186	118	1478	63.4	7.95	13	7.0	2	1.1	77t	7-43	106.9
Ki-Jana Carter	1	0	0	0.0	0.00	0	0.0	0	0.0	—	0-0	39.6
BENGALS	504	302	3603	59.9	7.15	21	4.2	9	1.8	77t	46-287	88.3
OPPONENTS	542	309	3668	57.0	6.77	30	5.5	13	2.4	83t	35-209	86.2

RUSHING	ATT	YDS	AVG	LG	TD
Corey Dillon	233	1129	4.8	71t	10
Ki-Jana Carter	128	464	3.6	79t	7
Jeff Blake	45	234	5.2	16	3
Eric Beniemy	21	97	4.6	20t	1
Brian Milne	13	32	2.5	5	2
Boomer Esiason	8	11	1.4	8	0
Darnay Scott	1	6	6.0	6	0
Lee Johnson	1	0	0.0	0	0
Scottie Graham	1	-1	-1.0	-1	0
Carl Pickens	1	-6	-6.0	-6	0
BENGALS	452	1966	4.3	79t	23
OPPONENTS	514	2223	4.3	50t	15

RECEIVING	REC	YDS	AVG	LG	TD
Darnay Scott	54	797	14.8	77t	5
Carl Pickens	52	695	13.4	50t	5
Tony McGee	34	414	12.2	37	6
Eric Beniemy	31	249	8.0	21	0
David Dunn	27	414	15.3	39t	2
Corey Dillon	27	259	9.6	28	0
Brian Milne	23	138	6.0	20	0
Ki-Jana Carter	21	157	7.5	35	0
James Hundon	16	285	17.8	61	2
Marco Battaglia	12	149	12.4	34	1
Gunnard Twynner	4	45	11.3	16	0
Scottie Graham	1	1	1.0	1	0
BENGALS	302	3603	11.9	77t	21
OPPONENTS	309	3668	11.9	83t	30

INTERCEPTIONS	NO	YDS	AVG	LG	TD
Corey Sawyer	4	44	11.0	37	0
Ashley Ambrose	3	56	18.7	29	0
Tremain Mack	1	29	29.0	29	0
Greg Myers	1	25	25.0	25	0
Sam Shade	1	21	21.0	21	0
James Francis	1	7	7.0	7	0
Bo Orlando	1	3	3.0	3	0
Jimmy Spencer	1	-2	-2.0	-2	0
BENGALS	13	183	14.1	37	0
OPPONENTS	9	26	2.9	18	0

PUNTING	NO	YDS	AVG	NET	TB	IN-20	LG	BLK
Lee Johnson	81	3471	42.9	35.9	8	27	66	0
BENGALS	81	3471	42.9	35.9	8	27	66	0
OPPONENTS	69	3082	44.7	40.3	5	21	59	0

PUNT RETURNS	NO	FC	YDS	AVG	LG	TD
Greg Myers	26	19	201	7.7	18	0
BENGALS	26	19	201	7.7	18	0
OPPONENTS	35	10	407	11.6	85t	2

KICKOFF RETURNS	NO	YDS	AVG	LG	TD
Eric Beniemy	34	789	23.2	102t	1
David Dunn	19	487	25.6	85	0
James Hundon	10	169	16.9	28	0
Corey Dillon	6	182	30.3	58	0
Gunnard Twynner	4	72	18.0	24	0
Ki-Jana Carter	1	9	9.0	9	0
BENGALS	74	1708	23.1	102t	1
OPPONENTS	67	1406	21.0	45	0

FIELD GOALS	1-19	20-29	30-39	40-49	50+
Doug Pelfrey	0-0	4-4	3-3	5-7	0-2
BENGALS	0-0	4-4	3-3	5-7	0-2
OPPONENTS	1-1	7-8	8-10	8-10	0-0

Doug Pelfrey: (38G), (46G, 51N, 43N, 46B), (56N, 38G, 43G), (—), (—), (—), (33G), (—), (27G), (—), (25G), (20G), (—), (26G, 40G), (42G), (44G).

Opponents: (—), (37G, 32G, 41G), (25G), (44G, 36N), (27N), (40N), (47G, 45G, 19G), (43G, 32G), (35G), (45G), (31N, 42G, 45G), (34G, 25G), (21G, 35G, 29G, 25G), (33G, 25G, 31G), (—), (23G), (44N).

USUAL STARTERS

OFFENSE		DEFENSE	
WR	Carl Pickens	LDE	John Copeland
LOT	Kevin Sargent	NT	Kimo von Oelhoffen
	Rod Jones	RDE	Dan Wilkinson
LG	Rich Braham	LOLB	James Francis
C	Darrick Brilz	LILB	Tom Tumulty
RG	Ken Blackman	RILB	Ricardo McDonald
ROT	Willie Anderson	ROLB	Gerald Dixon
TE	Tony McGee	LCB	Ashley Ambrose
WR	Darnay Scott	RCB	Jimmy Spencer
QB	Jeff Blake	SS	Sam Shade
HB	Ki-Jana Carter	FS	Greg Myers
	Corey Dillon		
FB	Brian Milne		

DEFENSE*	ST	AT	TT	SKS-YDS	INT-YDS	PD	FF	FR-YDS
Sam Shade	81	15	96	4-25	1-21	7	1	1-0
Greg Myers	67	15	82	0-0	1-25	6	0	0-0
Ricardo McDonald	50	14	64	1-5	0-0	3	0	0-0
Ashley Ambrose	57	2	59	1-10	3-56	26	0	2-0
James Francis	46	11	57	3.5-9.5	1-7	6	2	1-0
Tom Tumulty	40	16	56	1-5	0-0	2	0	0-0
Gerald Dixon	41	9	50	8.5-55.5	0-0	2	1	0-0
John Copeland	35	14	49	3-16	0-0	1	0	2-25
Tito Paul	41	7	48	0-0	0-0	6	0	1-0
Kimo von Oelhoffen	32	10	42	0-0	0-0	0	0	0-0
Brenton Buckner	32	7	39	0-0	0-0	0	2	0-0
Jimmy Spencer	36	2	38	0-0	1-(-2)	12	0	0-0
Steve Tovar	30	6	36	0-0	0-0	1	0	0-0
Dan Wilkinson	24	10	34	5-29	0-0	2	1	0-0
Corey Sawyer	28	3	31	0-0	4-44	13	0	0-0
Andre Collins	25	5	30	3-10	0-0	0	0	1-0
Reinard Wilson	22	2	24	3-23	0-0	1	1	0-0
Bo Orlando	20	4	24	1-7	1-3	4	1	0-0
Billy Granville	16	4	20	0-0	0-0	2	0	0-0
Tremain Mack	14	4	18	0-0	1-29	1	0	0-0
Jevon Langford	9	5	14	1-14	0-0	1	0	0-0
Ramondo Stallings	6	0	6	0-0	0-0	0	0	0-0
Andre Purvis	2	1	3	0-0	0-0	0	0	0-0
Tim Terry	2	1	3	0-0	0-0	0	0	0-0
Canute Curtis	2	0	2	0-0	0-0	0	0	0-0
Anthone Lott	1	0	1	0-0	0-0	0	0	0-0

SPECIAL TEAMS*	ST	AT	TT	FF	FR-YDS	BP	BFG	BXP
Andre Collins	17	2	19	0	0-0	0	0	0
Sam Shade	15	2	17	1	0-0	0	0	0
Gerald Dixon	15	0	15	0	0-0	0	0	0
Steve Tovar	7	1	8	0	0-0	0	0	0
Greg Truitt	7	0	7	0	0-0	0	0	0
Greg Myers	5	1	6	0	0-0	0	0	0
Corey Sawyer	4	1	5	0	0-0	0	0	0
Marco Battaglia	4	0	4	0	1-0	0	0	0
Billy Granville	3	1	4	1	0-0	0	0	0
Eric Beniemy	3	0	3	0	0-0	0	0	0
Steve Bush	3	0	3	0	0-0	0	0	0
Bo Orlando	2	1	3	0	1-0	0	0	0
Tim Terry	2	1	3	0	0-0	0	0	0
Tom Tumulty	2	1	3	0	0-0	0	0	0
Ricardo McDonald	2	0	2	0	0-0	0	0	0
Canute Curtis	1	0	1	0	0-0	0	0	0
James Hundon	1	0	1	0	0-0	0	0	0
Mike Jenkins	1	0	1	0	0-0	0	0	0
Tito Paul	1	0	1	0	0-0	0	0	0
Lawrence Wright	1	0	1	0	0-0	0	0	0
Brian Milne	0	1	1	0	0-0	0	0	0

MISCELLANEOUS DEFENSE*	ST	AT	TT	FF	FR-YDS
David Dunn	3	0	3	0	0-0
Darnay Scott	2	0	2	0	0-0
Kevin Sargent	1				

1998 STATISTICS

RECORD: 3-13-0

HEAD COACH: BRUCE COSLET

DATE	W-L	SCORE	OPPONENT	ATTENDANCE
9-6-98	L	14-23	TENNESSEE	55,848
9-13-98	W	34-28 (OT)	at Tennessee	66,354
9-20-98	L	6-13	GREEN BAY	56,346
9-27-98	L	24-31	at Baltimore	68,154
10-4-98			— BYE —	
10-11-98	W	25-20	PITTSBURGH	59,979
10-18-98	L	14-44	at Tennessee	33,288
10-25-98	L	10-27	at Oakland	40,089
11-1-98	L	26-33	DENVER	59,974
11-8-98	L	11-24	at Jacksonville	67,040
11-15-98	L	3-24	at Minnesota	64,232
11-22-98	L	13-20	BALTIMORE	52,571
11-29-98	L	17-34	JACKSONVILLE	55,432
12-6-98	L	20-33	BUFFALO	54,359
12-13-98	L	26-39	at Indianapolis	55,179
12-20-98	W	25-24	at Pittsburgh	52,017
12-27-98	L	0-35	TAMPA BAY	49,826

TEAM STATISTICS	BENGALS	OPPONENTS
TOTAL FIRST DOWNS	271	310
Rushing	92	142
Passing	148	152
Penalty	31	16
3rd Down: Made-Att	76-224	89-200
3rd Down Pct.	33.9	44.5
4th Down: Made-Att	11-29	4-9
4th Down Pct.	37.9	44.4
POSSESSION AVG.	28:31	31:29
TOTAL NET YARDS	4824	5763
Avg. Per Game	301.5	360.2
Total Plays	979	992
Avg. Per Play	4.9	5.8
NET YARDS RUSHING	1639	2612
Avg. Per Game	102.4	163.3
Total Rushes	405	558
NET YARDS PASSING	3185	3151
Avg. Per Game	199.1	196.9
Sacked-Yards Lost	53-360	28-199
Gross Yards	3545	3350
Att.-Completions	521-307	406-233
Completion Pct.	58.9	57.4
Had Intercepted	12	13
PUNTS-AVG.	81-44.2	64-44.5
Net Punting Avg.	35.2	39.6
PENALTY-YARDS	69-620	127-1012
FUMBLES-BALLS LOST	21-10	12-7
TOUCHDOWNS	31	53
Rushing	7	23
Passing	20	23
Returns	4	7

SCORE BY PERIODS	1	2	3	4	OT	PTS
BENGALS	26	90	66	80	6	268
OPPONENTS	113	143	99	97	0	452

SCORING	TD	TD-R	TD-P	TD-R	K-PAT	FG	S	PTS
Doug Pelfrey	0	0	0	0	21-21	19-27	0	78
Darnay Scott	7	0	7	0	—	—	0	42
Carl Pickens	5	0	5	0	—	—	0	30
Corey Dillon	5	4	1	0	—	—	0	30
Damon Gibson	4	0	3	1	—	—	0	24
Brandon Bennett	2	2	0	0	—	—	0	12
Marco Battaglia	1	0	1	0	—	—	0	6
James Hundon	1	0	1	0	—	—	0	6
Tremain Mack	1	0	0	1	—	—	0	6
Tony McGee	1	0	1	0	—	—	0	6
Brian Milne	1	1	0	0	—	—	0	6
Corey Sawyer	1	0	0	1	—	—	0	6
Sam Shade	1	0	0	1	—	—	0	6
Stepfret Williams	1	0	1	0	—	—	0	6
Paul Justin	0	0	0	0	—	—	0	2
BENGALS	31	7	20	4	21-21	19-27	0	268
OPPONENTS	53	23	23	7	51-51	27-31	0	452

Two-point conversions: Paul Justin, Carl Pickens. BENGALS 2-9, OPPONENTS 1-2.

RUSHING	ATT	YDS	AVG	LG	TD
Corey Dillon	262	1130	4.3	66	4
Brandon Bennett	77	243	3.2	17	2
Jeff Blake	15	103	6.9	18	0
Eric Bieniemy	17	56	3.3	9	0
Brian Milne	10	41	4.1	10	1
Neil O'Donnell	13	34	2.6	10	0
Darnay Scott	2	10	5.0	8	0
Damon Gibson	1	9	9.0	9	0
Michael Blair	1	4	4.0	4	0
Ki-Jana Carter	2	4	2.0	4	0
Carl Pickens	2	4	2.0	4	0
Paul Justin	1	2	2.0	2	0
Brad Costello	1	0	0.0	0	0
Eric Kresser	1	-1	-1.0	-1	0
BENGALS	405	1639	4.0	66	7
OPPONENTS	558	2612	4.7	67	23

RECEIVING	REC	YDS	AVG	LG	TD
Carl Pickens	82	1023	12.5	67	5
Darnay Scott	51	817	16.0	70	7
Corey Dillon	28	178	6.4	41	1
Eric Bieniemy	27	153	5.7	15	0
Brian Milne	26	124	4.8	18	0
Tony McGee	22	363	16.5	40	1
Damon Gibson	19	258	13.6	76	3
James Hundon	10	112	11.2	17	1
Marco Battaglia	10	47	4.7	16	1
Brandon Bennett	8	153	19.1	55	0
Willie Jackson	7	165	23.6	47	0
Stepfret Williams	6	81	13.5	19	1
Ki-Jana Carter	6	25	4.2	8	0
Steve Bush	4	39	9.8	18	0
Michael Blair	1	7	7.0	7	0
BENGALS	307	3545	11.5	76	20
OPPONENTS	233	3350	14.4	73	23

INTERCEPTIONS	NO	YDS	AVG	LG	TD
Sam Shade	3	33	11.0	32	0
Artrell Hawkins	3	21	7.0	12	0
Ashley Ambrose	2	0	0.0	0	0
Corey Sawyer	1	58	58.0	58	1
Brian Simmons	1	18	18.0	18	0
Adrian Ross	1	11	11.0	11	0
John Copeland	1	3	3.0	3	0
Thomas Randolph	1	0	0.0	0	0
BENGALS	13	144	11.1	58	1
OPPONENTS	12	206	17.2	56	1

PUNTING	NO	YDS	AVG	NET	TB	IN-20	LG	BLK
Lee Johnson	69	3083	44.7	35.6	8	14	69	1
Brad Costello	10	495	49.5	32.7	3	0	73	1
BENGALS	81	3578	44.2	35.2	11	14	73	2
OPPONENTS	64	2850	44.5	39.6	4	29	72	0

PUNT RETURNS	NO	FC	YDS	AVG	LG	TD
Damon Gibson	27	19	218	8.1	65	1
Stepfret Williams	2	3	16	8.0	10	0
BENGALS	29	22	234	8.1	65	1
OPPONENTS	36	15	503	14.0	87	1

KICKOFF RETURNS	NO	YDS	AVG	LG	TD
Tremain Mack	45	1165	25.9	97	1
Damon Gibson	17	372	21.9	30	0
Eric Bieniemy	5	87	17.4	22	0
Brandon Bennett	3	61	20.3	21	0
Marco Battaglia	1	5	5.0	5	0
Stepfret Williams	1	20	20.0	20	0
BENGALS	72	1710	23.8	97	1
OPPONENTS	46	1199	26.1	51	0

FIELD GOALS	1-19	20-29	30-39	40-49	50+
Doug Pelfrey	1-1	4-4	6-7	6-10	2-5
BENGALS	1-1	4-4	6-7	6-10	2-5
OPPONENTS	0-1	5-6	12-12	8-10	2-2

Doug Pelfrey: (—), (35N, 48B), (37G, 19G), (48G), (44G, 48G), (—), (53N, 51G), (25G, 23G, 52N), (50G), (37G), (40G, 34G), (42N, 30G), (—), (41G, 26G), (33G, 37G, 43G, 53N, 46N, 21G), (40N).

Opponents: (38G, 31G, 48G, 47N), (—), (30G, 35G), (46G), (40G, 40G), (35G, 38G, 42G), (28N, 22G, 48G, 48N), (33G, 37G), (39G), (32G), (34G, 23G), (23G, 47G), (20G, 52G, 46G, 34G), (50G), (22G), (18N).

PASSING	ATT	CMP	YDS	CMP%	YDS/ATT	TD	TD%	INT	INT%	LG	SKD-YDS	RAT
Neil O'Donnell	343	212	2216	61.8	6.46	15	4.4	4	1.2	76	30-217	90.2
Jeff Blake	93	51	739	54.8	7.95	3	3.2	3	3.2	67	15-79	78.2
Paul Justin	63	34	426	54.0	6.76	1	1.6	3	4.8	41	7-60	60.7
Eric Kresser	21	10	164	47.6	7.81	1	4.8	2	9.5	37	0-0	50.6
Doug Pelfrey	1	0	0	0.0	0.00	0	0.0	0	0.0	0	0-0	39.6
Corey Dillon	0	0	0	—	—	0	—	0	—	—	1-4	—
BENGALS	521	307	3545	58.9	6.80	20	3.8	12	2.3	76	53-360	82.7
OPPONENTS	406	233	3350	57.4	8.25	23	5.7	13	3.2	73	28-199	89.8

USUAL STARTERS

OFFENSE		DEFENSE	
WR	Carl Pickens	LDE	Michael Bankston
LOT	Kevin Sargent	NT	Kimo von Oelhoffen
LG	Rich Braham	RDE	Clyde Simmons
C	Darrick Briz	LOLB	James Francis
RG	Ken Blackman, Mike Goff	LILB	Brian Simms
		RILB	Takeo Spikes
ROT	Willie Anderson	ROLB	Reinard Wilson
TE	Tony McGee	LCB	Ashley Ambrose
WR	Darnay Scott	RCB	Artrell Hawkins
QB	Neil O'Donnell	SS	Sam Shade
HB	Corey Dillon	FS	Greg Myers
FB	Brian Milne		

DEFENSE*	ST	AT	TT	SKS-YDS	INT-YDS	PD	FF	FR-YDS
Takeo Spikes	95	17	112	2-19	0-0	0	0	0-0
Brian Simmons	62	16	78	3-18	1-18	2	1	1-22
Sam Shade	60	18	78	1-8	3-33	6	0	2-55
Artrell Hawkins	65	5	70	1-9	3-21	17	2	1-25
Michael Bankston	49	21	70	4.5-19.5	0-0	1	0	1-5
Greg Myers	54	15	69	0-0	0-0	4	0	1-0
Reinard Wilson	46	17	63	6-39.5	0-0	1	2	0-0
Myron Bell	45	3	48	1-8	0-0	3	0	0-0
Kimo von Oelhoffen	36	9	45	0-0	0-0	3	0	0-0
Ashley Ambrose	36	4	40	0-0	2-0	15	0	0-0
James Francis	32	5	37	0-0	0-0	5	2	0-0
Clyde Simmons	28	2	30	5-37	0-0	2	1	0-0
Jevon Langford	17	7	24	0.5-5.0	0-0	0	0	0-0
Tom Tumulty	17	5	22	0.5-6	0-0	2	1	0-0
Thomas Randolph	19	1	20	0-0	1-0	7	0	0-0
Adrian Ross	12	2	14	0-0	1-11	4	0	0-0
Steve Foley	11	1	12	2-18	0-0	0	0	0-0
Corey Sawyer	9	1	10	0-0	1-58	3	0	0-0
Billy Granville	4	5	9	0-0	0-0	1	0	0-0
Glen Steele	6	1	7	0-0	0-0	0	0	0-0
Mike Thompson	3	4	7	0.5-6	0-0	0	0	0-0
Andre Purvis	4	2	6	1-6	0-0	0	0	0-0
John Copeland	5	0	5	0-0	1-3	1	0	0-0
Kelvin Moore	2	1	3	0-0	0-0	0	0	0-0
Tremain Mack	2	0	2	0-0	0-0	0	0	0-0
Canute Curtis	1	1	2	0-0	0-0	0	0	0-0

SPECIAL TEAMS*	ST	AT	TT	FF	FR-YDS	BP	BFG	BXP
Billy Granville	10	2	12	1	1-0	0	0	0
Eric Bieniemy	10	0	10	0	0-0	0	0	0
Greg Myers	7	2	9	0	0-0	0	0	0
Marco Battaglia	6	2	8	0	0-0	0	0	0
Adrian Ross	7	0	7	0	0-0	0	0	0
Sam Shade	6	1	7	0	0-0	0	0	0
Thomas Randolph	5	0	5	0	0-0	0	0	0
Brian Simmons	5	0	5	0	0-0	0	0	0
Steve Foley	3	0	3	1	0-0	0	0	0
Damon Gibson	3	0	3	0	0-0	0	0	0
Jimmy Sprotte	3	0	3	0	0-0	0	0	0
Steve Bush	2	0	2	0	0-0	0	0	0
Canute Curtis	2	0	2	0	0-0	0		

1999 STATISTICS

RECORD: 4-12-0

HEAD COACH: BRUCE COSLET

DATE	W-L	SCORE	OPPONENT	ATTENDANCE
9-12-99	L	35-36	at Tennessee	65,272
9-19-99	L	7-34	SAN DIEGO	47,660
9-26-99	L	3-27	at Carolina	61,269
10-3-99	L	10-38	ST. LOUIS	45,481
10-10-99	W	18-17	at Cleveland	73,048
10-17-99	L	3-17	PITTSBURGH	59,669
10-24-99	L	10-31	at Indianapolis	55,996
10-31-99	L	10-41	JACKSONVILLE	49,138
11-7-99	L	20-37	at Seattle	66,303
11-14-99	L	14-24	TENNESSEE	46,017
11-21-99	L	31-34	BALTIMORE	43,279
11-28-99	W	27-20	at Pittsburgh	50,907
12-5-99	W	44-30	SAN FRANCISCO	53,463
12-12-99	W	44-28	CLEVELAND	59,972
12-19-99			— BYE —	
12-26-99	L	0-22	at Baltimore	68,036
1-2-00	L	7-24	at Jacksonville	70,532

TEAM STATISTICS	BENGALS	OPPONENTS
TOTAL FIRST DOWNS	293	316
Rushing	111	99
Passing	161	189
Penalty	21	28
3rd Down: Made-Att	93-235	85-209
3rd Down Pct.	39.6	40.7
4th Down: Made-Att	7-23	5-13
4th Down Pct.	30.4	38.5
POSSESSION AVG.	29:59	30:01
TOTAL NET YARDS	5277	5497
Avg. Per Game	329.8	343.6
Total Plays	1039	1011
Avg. Per Play	5.1	5.4
NET YARDS RUSHING	2051	1699
Avg. Per Game	128.2	106.2
Total Rushes	442	454
NET YARDS PASSING	3226	3798
Avg. Per Game	201.6	237.4
Sacked-Yards Lost	49-278	35-229
Gross Yards	3504	4027
Att.-Completions	548-300	522-312
Completion Pct.	54.7	59.8
Had Intercepted	18	12
PUNTS-AVG.	84-38.3	71-44.2
Net Punting Avg.	84-31.2	71-36.1
PENALTY-TIES-YARDS	126-1027	105-835
FUMBLES-BALLS LOST	34-14	27-15
TOUCHDOWNS	33	53
Rushing	11	22
Passing	18	28
Returns	4	3

SCORE BY PERIODS	1	2	3	4	OT	PTS
BENGALS	91	70	58	64	0	283
OPPONENTS	124	166	92	78	0	460

SCORING	TD	TD-R	TD-P	TD-Rt	K-PAT	FG	S	PTS
Doug Pelfrey	0	0	0	0	27-27	18-27	0	81
Darnay Scott	7	0	7	0	—	—	0	42
Corey Dillon	6	5	1	0	—	—	0	36
Carl Pickens	6	0	6	0	—	—	0	36
Willie Jackson	2	0	2	0	—	—	0	14
Jeff Blake	2	2	0	0	—	—	0	12
Tony McGee	2	0	2	0	—	—	0	12
Craig Yeast	2	0	0	2	—	—	0	12
Ki-Jana Carter	1	1	0	0	—	—	0	6
Cliff Groce	1	1	0	0	—	—	0	6
Rodney Heath	1	0	0	1	—	—	0	6
Tremain Mack	1	0	0	1	—	—	0	6
Sedrick Shaw	1	1	0	0	—	—	0	6
Akili Smith	1	1	0	0	—	—	0	6
Brian Milne	0	0	0	0	—	—	0	2
BENGALS	33	11	18	4	27-27	18-27	0	283
OPPONENTS	53	22	28	3	49-50	29-32	1	460

Two-point conversions: Willie Jackson, Brian Milne.
BENGALS 2-6, OPPONENTS 2-3.

PASSING	ATT	CMP	YDS	CMP%	YDS/ATT	TD	TD%	INT	INT%	LG	SKD-YDS	RAT
Jeff Blake	389	215	2670	55.3	6.86	16	4.1	12	3.1	76t	30-168	77.6
Akili Smith	153	80	805	52.3	5.26	2	1.3	6	3.9	39	19-110	55.6
Scott Covington	5	4	23	80.0	4.60	0	0.0	0	0.0	8	0-0	85.8
Carl Pickens	1	1	6	100.0	6.00	0	0.0	0	0.0	6	0-0	91.7
BENGALS	548	300	3504	54.7	6.39	18	3.3	18	3.3	76t	49-278	71.6
OPPONENTS	522	312	4027	59.8	7.71	28	5.4	12	2.3	73	35-229	92.3

RUSHING	ATT	YDS	AVG	LG	TD
Corey Dillon	263	1200	4.6	50	5
Jeff Blake	63	332	5.3	16	2
Michael Basnight	62	308	5.0	46	0
Akili Smith	19	114	6.0	24	1
Brian Milne	3	30	10.0	26	0
Nick Luchey	10	30	3.0	8	0
Cliff Groce	8	22	2.8	8	1
Sedrick Shaw	4	20	5.0	10	1
Ki-Jana Carter	6	15	2.5	8	1
Scott Covington	2	-4	-2.0	-2	0
Craig Yeast	2	-16	-8.0	-3	0
BENGALS	442	2051	4.6	50	11
OPPONENTS	454	1699	3.7	67t	22

RECEIVING	REC	YDS	AVG	LG	TD
Darnay Scott	68	1022	15.0	76t	7
Carl Pickens	57	737	12.9	75t	6
Willie Jackson	31	369	11.9	29	2
Corey Dillon	31	290	9.4	23	1
Tony McGee	26	344	13.2	35	2
Cliff Groce	25	154	6.2	14	0
Michael Basnight	16	172	10.8	47	0
Marco Battaglia	14	153	10.9	30	0
Damon Griffin	12	112	9.3	20	0
Nick Luchey	10	96	9.6	19	0
Ki-Jana Carter	3	24	8.0	11	0
Craig Yeast	3	20	6.7	8	0
Sedrick Shaw	1	-4	-4.0	-4	0
Akili Smith	1	6	6.0	6	0
James Hundon	1	5	5.0	5	0
Steve Bush	1	4	4.0	4	0
BENGALS	300	3504	11.7	76t	18
OPPONENTS	312	4027	12.9	73	28

INTERCEPTIONS	NO	YDS	AVG	LG	TD
Rodney Heath	3	72	24.0	58t	1
John Copeland	2	16	8.0	12	0
Takeo Spikes	2	7	3.5	7	0
Myron Bell	1	5	5.0	5	0
Roosevelt Blackmon	1	0	0.0	0	0
Tom Carter	1	0	0.0	0	0
Cory Hall	1	0	0.0	0	0
Greg Myers	1	0	0.0	0	0
BENGALS	12	100	8.3	58t	1
OPPONENTS	18	305	16.9	44	1

PUNTING	NO	YDS	AVG	NET	TB	IN-20	LG	BLK
Will Brice	60	2475	41.3	32.1	4	12	72	2
Brad Costello	22	744	33.8	28.7	1	1	44	0
BENGALS	84	3219	38.3	31.2	5	13	72	2
OPPONENTS	71	3136	44.2	36.1	8	25	70	0

PUNT RETURNS	NO	FC	YDS	AVG	LG	TD
Damon Griffin	23	3	195	8.5	34	0
Craig Yeast	10	6	209	20.9	86t	2
Willie Jackson	2	1	6	3.0	8	0
BENGALS	35	10	410	11.7	86t	2
OPPONENTS	45	13	498	11.1	84t	1

KICKOFF RETURNS	NO	YDS	AVG	LG	TD
Tremain Mack	51	1382	27.1	99t	1
Damon Griffin	15	296	19.7	42	0
Nick Luchey	8	109	13.6	24	0
Willie Jackson	6	179	29.8	46	0
Craig Yeast	3	50	16.7	22	0
Corey Dillon	1	4	4.0	4	0
BENGALS	84	2020	24.0	99t	1
OPPONENTS	57	1068	18.7	39	0

FIELD GOALS	1-19	20-29	30-39	40-49	50+
Doug Pelfrey	1-1	9-11	7-12	0-2	1-1
BENGALS	1-1	9-11	7-12	0-2	1-1
OPPONENTS	3-3	11-12	6-8	7-7	2-2

Doug Pelfrey: (33G, 38G), (—), (47N, 37N, 30N, 39G), (36G, 33N), (27G, 26G), (37G, 41N), (32G), (29G), (50G, 34G), (32N), (39B, 19G), (29G, 29G, 25N), (29G, 24G, 27G), (28G), (20B), (—).

Opponents: (50G, 33G), (27G, 23G, 21G, 42G), (48G, 21G), (19G), (33G), (43G), (22G, 37B), (43G, 21G), (29G, 45G, 35G), (26G), (25G), (50G), (35G, 33G), (47G), (—), (24G, 48G, 19G, 30G, 19G), (34N, 27G, 28N).

USUAL STARTERS

OFFENSE		DEFENSE	
WR	Carl Pickens	LDE	John Copeland
LOT	Rod Jones	NT	Oliver Gibson
LG	Matt O'Dwyer	RDE	Michael Bankston
C	Rich Braham		Jevon Langford
RG	Jay Leeuwenburg	LOLB	Steve Foley
	Brian DeMarco	LILB	Brian Simmons
ROT	Willie Anderson	RILB	Takeo Spikes
TE	Tony McGee	ROLB	Adrian Ross
WR	Darnay Scott	LCB	Rodney Heath
QB	Jeff Blake	RCB	Artrell Hawkins
HB	Corey Dillon	SS	Myron Bell
FB	Cliff Groce	FS	Cory Hall

DEFENSE*	ST	AT	TT	SKS-YDS	INT-YDS	PD	FF	FR-YDS
Brian Simmons	90	21	111	3-20	0-0	5	0	1-0
Takeo Spikes	82	23	105	3-14	2-7	6	4	4-0
Myron Bell	54	19	73	2-14.5	1-5	3	0	0-0
Artrell Hawkins	61	7	68	0-0	0-0	16	2	1-0
Michael Bankston	39	17	56	6-30	0-0	1	0	0-0
Cory Hall	36	13	49	0-0	1-0	3	0	0-0
Rodney Heath	43	3	46	0-0	3-72	18	2	1-(-4)
Oliver Gibson	31	10	41	4.5-31	0-0	1	0	1-0
John Copeland	31	7	38	4-22.5	2-16	3	2	0-0
Steve Foley	34	3	37	3.5-28	0-0	2	1	2-0
Greg Myers	33	4	37	0-0	1-0	5	1	1-21
Kim von Oelhoffen	24	2	26	4-30	0-0	1	1	1-0
Ty Howard	25	0	25	0-0	0-0	4	0	0-0
Jevon Langford	19	6	25	0-0	0-0	1	0	0-0
Reinard Wilson	14	6	20	3-24	0-0	0	1	0-0
Adrian Ross	15	3	18	1-7	0-0	1	1	0-0
Roosevelt Blackmon	13	5	18	0-0	1-0	4	0	0-0
Rico Clark	13	2	15	0-0	0-0	5	0	0-0
Glen Steele	13	1	14	0-0	0-0	0	0	0-0
Tremain Mack	9	2	11	0-0	0-0	1	0	0-0
Tom Carter	8	0	8	0-0	1-0	1	0	0-0
Lawrence Wright	4	4	8	0-0	0-0	0	0	0-0
Canute Curtis	6	1	7	1-8	0-0	0	0	0-0
Charles Fisher	1	1	2	0-0	0-0	0	0	0-0
Andre Purvis	1	1	2	0-0	0-0	0	0	0-0
Billy Granville	1	0	1	0-0	0-0	0	0	0-0

SPECIAL TEAMS*	ST	AT	TT	FF	FR-YDS	BP	BFG	BXP
Lawrence Wright	14	1	15	0	1-0	0	0	0
Canute Curtis	7	3	10	0	0-0	0	0	0
Billy Granville	6	4	10	0	0-0	0	0	0
Cory Hall	6	0	6	0	1-0	0	0	0
Reinard Wilson	5	1	6	0	0-0	0	0	0
Steve Foley	5	0	5	0	0-0	0	0	0
Damon Griffin	5	0	5	0	0-0	0	0	0
Tremain Mack	5	0	5	0	0-0	0	1	0
Greg Myers	4	1	5	0	0-0	0	0	0
Adrian Ross	4	1	5	0	0-0	0	0	0
Brian Simmons	3	2	5	0	0-0	0	0	0
Michael Basnight	3	1	4	1	0-0	0	0	0
Will Brice	3	0	3	0	0-0	0	0	0
Rico Clark	3	0	3	0	0-0	0	0	0
Brad Costello	3	0	3	0	0-0	0	0	0
Takeo Spikes	3	0	3	0	0-0	0	0	0

2000 STATISTICS

RECORD: 4-12-0

HEAD COACH: BRUCE COSLET (GAMES 1-3; RECORD 0-3),
DICK LeBEAU (GAMES 4-16; RECORD 4-9)

DATE	W-L	SCORE	OPPONENT	ATTENDANCE
9-3-00			— BYE —	
9-10-00	L	7-24	CLEVELAND	64,006
9-17-00	L	0-13	at Jacksonville	45,653
9-24-00	L	0-37	at Baltimore	68,481
10-1-00	L	16-31	MIAMI	61,535
10-8-00	L	14-23	TENNESSEE	63,406
10-15-00	L	0-15	at Pittsburgh	54,328
10-22-00	W	31-21	DENVER	61,603
10-29-00	W	12-3	at Cleveland	73,118
11-5-00	L	7-27	BALTIMORE	54,759
11-12-00	L	6-23	at Dallas	62,170
11-19-00	L	13-16	at New England	60,292
11-26-00	L	28-48	PITTSBURGH	63,925
12-3-00	W	24-13	ARIZONA	50,289
12-10-00	L	3-35	at Tennessee	68,498
12-17-00	W	17-14	JACKSONVILLE	50,469
12-24-00	L	7-16	at Philadelphia	64,902

TEAM STATISTICS		BENGALS	OPPONENTS
TOTAL FIRST DOWNS		254	307
Rushing		119	101
Passing		109	182
Penalty		26	24
3rd Down: Made-Att		77-227	102-239
3rd Down Pct.		33.9	42.7
4th Down: Made-Att		10-25	4-13
4th Down Pct.		40.0	30.8
POSSESSION AVG.		27:13	32:47
TOTAL NET YARDS		4260	5487
Avg. Per Game		266.3	342.9
Total Plays		1001	1068
Avg. Per Play		4.3	5.1
NET YARDS RUSHING		2314	1925
Avg. Per Game		144.6	120.3
Total Rushes		495	504
NET YARDS PASSING		1946	3562
Avg. Per Game		121.6	222.6
Sacked-Yards Lost		52-273	26-168
Gross Yards		2219	3730
Att.-Completions		454-207	538-318
Completion Pct.		45.6	59.1
Had Intercepted		14	9
PUNTS-AVG.		94-40.2	80-41.7
Punting Avg.		33.1	35.5
PENALTIES-YARDS		99-878	115-924
FUMBLES-BALLS LOST		37-21	22-12
TOUCHDOWNS		21	40
Rushing		13	12
Passing		6	26
Returns		2	2

SCORE BY PERIODS	1	2	3	4	OT	PTS
BENGALS	24	74	41	46	0	185
OPPONENTS	92	106	91	70	0	359

SCORING	TD	TD-R	TD-P	TD-Rt	K-PAT	FG	S	PTS
Neil Rackers	0	0	0	0	21-21	12-21	0	57
Corey Dillon	7	7	0	0	—	—	0	42
Peter Warrick	7	2	4	1	—	—	0	42
Brandon Bennett	3	3	0	0	—	—	0	18
Ron Dugans	1	0	1	0	—	—	0	6
Tony McGee	1	0	1	0	—	—	0	6
Scott Mitchell	1	1	0	0	—	—	0	6
Darryl Williams	1	0	0	1	—	—	0	6
(team)	—	—	—	—	—	—	1	2
BENGALS	21	13	6	2	21-21	12-21	1	185
OPPONENTS	40	12	26	2	39-40	26-36	1	359

Two-point conversions: None. BENGALS 0-0, OPPONENTS 0-0.

PASSING	ATT	CMP	YDS	CMP%	YDS/ATT	TD	TD%	INT	INT%	LG	SKD-YDS	RAT
Akili Smith	267	118	1253	44.2	4.69	3	1.1	6	2.2	46	36-191	52.8
Scott Mitchell	187	89	966	47.6	5.17	3	1.6	8	4.3	38	16-82	50.8
BENGALS	454	207	2219	45.6	4.89	6	1.3	14	3.1	46	52-273	52.0
OPPONENTS	538	318	3730	59.1	6.93	26	4.8	9	1.7	77t	26-168	89.4

RUSHING	ATT	YDS	AVG	LG	TD
Corey Dillon	315	1435	4.6	80t	7
Brandon Bennett	90	324	3.6	37t	3
Akili Smith	41	232	5.7	21	0
Peter Warrick	16	148	9.3	77t	2
Scott Mitchell	10	61	6.1	12t	1
Nick Luchey	10	54	5.4	13	0
Curtis Keaton	6	24	4.0	8	0
Daniel Pope	2	22	11.0	22	0
Craig Yeast	1	15	15.0	15	0
Clif Groce	3	4	1.3	5	0
Neil Rackers	1	5	-5.0	-5	0
BENGALS	495	2314	4.7	80t	13
OPPONENTS	504	1925	3.8	30	12

RECEIVING	REC	YDS	AVG	LG	TD
Peter Warrick	51	592	11.6	46	4
Tony McGee	26	309	11.9	39	1
Craig Yeast	24	301	12.5	27	0
Danny Farmer	19	268	14.1	38	0
Brandon Bennett	19	168	8.8	25	0
Corey Dillon	18	158	8.8	31	0
Ron Dugans	14	125	8.9	17	1
Marco Battaglia	13	105	8.1	15	0
Clif Groce	11	45	4.1	14	0
Nick Luchey	7	84	12.0	20	0
Steve Bush	3	39	13.0	18	0
Damon Griffin	2	25	12.5	16	0
BENGALS	207	2219	10.7	46	6
OPPONENTS	318	3730	11.7	77t	26

INTERCEPTIONS	NO	YDS	AVG	LG	TD
Tom Carter	2	40	20.0	30	0
Takeo Spikes	2	12	6.0	7	0
Darryl Williams	1	36	36.0	36t	1
Cory Hall	1	12	12.0	12	0
Chris Carter	1	6	6.0	6	0
Steve Foley	1	1	1.0	1	0
Robert Bean	1	0	0.0	0	0
BENGALS	9	107	11.9	36t	1
OPPONENTS	14	138	9.9	39	0

PUNTING	NO	YDS	AVG	NET	TB	IN-20	LG	BLK
Daniel Pope	94	3775	40.2	33.1	14	18	57	0
BENGALS	94	3775	40.2	33.1	14	18	57	0
OPPONENTS	80	3338	41.7	35.5	7	30	70	0

PUNT RETURNS	NO	FC	YDS	AVG	LG	TD
Craig Yeast	34	14	225	6.6	27	0
Peter Warrick	7	1	123	17.6	82t	1
Damon Griffin	1	0	9	9.0	9	0
BENGALS	42	15	357	8.5	82t	1
OPPONENTS	40	17	387	9.7	39	0

KICKOFF RETURNS	NO	YDS	AVG	LG	TD
Tremain Mack	50	1036	20.7	50	0
Damon Griffin	8	129	16.1	29	0
Craig Yeast	7	106	15.1	29	0
Curtis Keaton	6	100	16.7	25	0
Steve Bush	3	18	6.0	8	0
Nick Luchey	2	12	6.0	12	0
Rodney Heath	1	22	22.0	22	0
Marco Battaglia	0f	0	—	—	0
BENGALS	77	1423	18.5	50	0
OPPONENTS	42	898	21.4	37	0

FIELD GOALS	1-19	20-29	30-39	40-49	50+
Neil Rackers	0-0	5-5	5-9	2-7	0-0
BENGALS	0-0	5-5	5-9	2-7	0-0
OPPONENTS	3-3	5-6	12-16	6-10	0-1

Neil Rackers: (42B), (44N, 47N), (—), (23G, 38G, 34G), (35B, 46N), (—), (24G), (39G), (—), (22G, 37G), (28G, 30N, 45G), (—), (36N, 45N, 32G), (45G), (27G), (31N).

Opponents: (30G), (30G, 33N, 19G), (30G, 37G, 19G), (40G), (22G, 41G, 33N, 34G), (36G, 28G), (48N, 48N), (18G), (38G, 32G), (39N, 44N, 43G, 35G, 42G, 51N), (38G, 21G, 22G), (44G, 28G), (31N), (—), (28N), (32G, 45G, 41N, 33G).

USUAL STARTERS

OFFENSE		DEFENSE	
WR	Craig Yeast	LDE	Vaughn Booker,
LOT	Rod Jones		Michael Bankston
LG	Matt O'Dwyer,	LDT	Oliver Gibson
	Scott Rehberg	RDT	John Copeland
C	Rich Braham,	RDE	Michael Bankston,
	Brock Gutierrez		John Copeland
RG	Mike Goff	LLB	Steve Foley
ROT	Willie Anderson	MLB	Armeigis Spearman
TE	Tony McGee	RLB	Takeo Spikes
WR	Peter Warrick	LCB	Tom Carter
QB	Akili Smith,	RCB	Rodney Heath
	Scott Mitchell		Artrell Hawkins
HB	Corey Dillon	SS	Chris Carter,
FB	Clif Groce,	FS	Cory Hall
	M. Battaglia (TE),		Darryl Williams
	Nick Luchey		

DEFENSE*	ST	AT	TT	SKS-YDS	INT-YDS	PD	FF	FR-YDS
Takeo Spikes	109	19	128	2-16	2-12	4	0	3-0
Darryl Williams	80	21	101	0-0	1-36	5	3	0-0
Armeigis Spearman	46	24	70	1-12	0-0	4	0	0-0
Michael Bankston	50	14	64	0-0	0-0	2	0	0-0
Chris Carter	49	11	60	1-9	1-6	2	2	1-0
Oliver Gibson	42	10	52	4-17	0-0	1	0	0-0
Artrell Hawkins	43	4	47	0-0	0-0	9	1	1-12
Rodney Heath	40	4	44	0-0	0-0	12	0	1-0
Tom Carter	36	7	43	0-0	2-40	11	0	0-0
Steve Foley	34	9	43	4-16	1-1	8	2	1-0
Cory Hall	36	5	41	4-32	1-12	2	0	0-0
John Copeland	32	7	39	1-8	0-0	1	0	1-4
Adrian Ross	31	2	33	1-6	0-0	3	0	0-0
Jevon Langford	19	3	22	0-0	0-0	2	0	0-0
Robert Bean	17	2	19	0-0	1-0	6	0	0-0
Tremain Mack	12	6	18	0-0	0-0	2	0	0-0
Vaughn Booker	13	4	17	0-0	0-0	1	0	0-0
Glen Steele	13	4	17	2-17	0-0	0	0	0-0
Mark Roman	15	1	16	0-0	0-0	2	1	0-0
Reinard Wilson	9	6	15	3-16	0-0	1	2	1-3
Tom Barndt	7	5	12	0-0	0-0	0	1	1-0
Canute Curtis	8	2	10	2-9	0-0	0	2	0-0
Brian Simmons	7	2	9	1-10	0-0	0	1	0-0
Billy Granville	2	0	2	0-0	0-0	0	0	0-0

SPECIAL TEAMS*	ST	AT	TT	FF	FR-YDS	BP	BFG	BXP
Artrell Hawkins	9	3	12	0	0-0	0	0	0
Damon Griffin	7	2	9	0	0-0	0	0	0
Billy Granville	6	2	8	0	1-0	0	0	0
Brandon Bennett	7	0	7	0	0-0	0	0	0
Robert Bean	6	0	6	0	0-0	0	0</	

2001 STATISTICS

RECORD: 6-10-0

HEAD COACH: DICK LeBEAU

DATE	W-L	SCORE	OPPONENT	ATTENDANCE
9-9-01	W	23-17	NEW ENGLAND	51,521
9-16-01	—	—	at Tennessee.....	RESCHEDULED FOR JAN. 6
9-23-01	W	21-10	BALTIMORE	51,121
9-30-01	L	14-28	at San Diego	56,048
10-7-01	L	7-16	at Pittsburgh	62,335
10-14-01	W	24-14	CLEVELAND	64,217
10-21-01	L	0-24	CHICAGO	63,408
10-28-01	W	31-27	at Detroit	69,343
11-4-01	—	—	BYE —	
11-11-01	L	13-30	at Jacksonville	57,161
11-18-01	L	7-20	TENNESSEE	63,865
11-25-01	L	0-18	at Cleveland	72,918
12-2-01	L	13-16 (OT)	TAMPA BAY	52,135
12-9-01	L	10-14	JACKSONVILLE	44,920
12-16-01	L	14-15	at N.Y. Jets	77,745
12-23-01	L	0-16	at Baltimore	68,987
12-30-01	W	26-23 (OT)	PITTSBURGH	63,751
1-6-02	W	23-21	at Tennessee	68,798

TEAM STATISTICS	BENGALS	OPPONENTS
TOTAL FIRST DOWNS.....	294	281
Rushing.....	96	86
Passing.....	176	173
Penalty.....	22	22
3rd Down: Made-Att.....	93-243	86-225
3rd Down Pct.....	38.3	38.2
4th Down: Made-Att.....	6-23	5-13
4th Down Pct.....	26.1	38.5
POSSESSION AVG.....	29:16	30:44
TOTAL NET YARDS.....	4800	4832
Avg. Per Game.....	300.0	302.0
Total Plays.....	1071	1013
Avg. Per Play.....	4.5	4.8
NET YARDS RUSHING.....	1712	1675
Avg. Per Game.....	107.0	104.7
Total Rushes.....	441	453
NET YARDS PASSING.....	3088	3157
Avg. Per Game.....	193.0	197.3
Sacked-Yards Lost.....	28-203	48-320
Gross Yards.....	3291	3477
Att.-Completions.....	602-322	512-311
Completion Pct.....	53.5	60.7
Had Intercepted.....	26	13
PUNTS-AVG.....	86-39.6	86-41.2
Net Punting Avg.....	33.6	34.8
PENALTIES-YARDS.....	103-870	101-837
FUMBLES-BALLS LOST.....	28-11	33-15
TOUCHDOWNS.....	25	35
Rushing.....	11	10
Passing.....	12	23
Returns.....	2	2

SCORE BY PERIODS	1	2	3	4	OT	PTS
BENGALS.....	27	75	56	65	3	226
OPPONENTS.....	67	83	79	77	3	309

SCORING	TD	TD-R	TD-P	TD-Rt	K-PAT	FG	S	PTS
Corey Dillon.....	13	10	3	0	—	—	0	78
Neil Rackers.....	0	0	0	0	23-24	17-28	0	74
Ron Dugans.....	2	0	2	0	—	—	0	14
Darnay Scott.....	2	0	2	0	—	—	0	12
Danny Farmer.....	1	0	1	0	—	—	0	6
Chad Johnson.....	1	0	1	0	—	—	0	6
Jon Kitna.....	1	1	0	0	—	—	0	6
Tony McGee.....	1	0	1	0	—	—	0	6
Lorenzo Neal.....	1	0	1	0	—	—	0	6
Brian Simmons.....	1	0	0	1	—	—	0	6
Takeo Spikes.....	1	0	0	1	—	—	0	6
Peter Warrick.....	1	0	1	0	—	—	0	6
BENGALS.....	25	11	12	2	23-24	17-28	0	226
OPPONENTS.....	35	10	23	2	29-31	22-30	1	309

Two-point conversions: Ron Dugans. BENGALS 1-1, OPPONENTS 1-4.

PASSING	ATT	CMP	YDS	CMP%	YDS/ATT	TD	TD%	INT	INT%	LG	SKD-YDS	RAT
Jon Kitna.....	581	313	3216	53.9	5.54	12	2.1	22	3.8	49	25-185	61.1
Scott Mitchell.....	12	4	38	33.3	3.17	0	0.0	3	25.0	16	2-15	3.5
Akili Smith.....	8	5	37	62.5	4.63	0	0.0	0	0.0	14	1-3	73.4
Corey Dillon.....	1	0	0	0.0	0.00	0	0.0	1	100.0	—	0-0	0.0
BENGALS.....	602	322	3291	53.5	5.47	12	2.0	26	4.3	49	28-203	58.1
OPPONENTS.....	512	311	3477	60.7	6.79	23	4.5	13	2.5	47	48-320	85.4

RUSHING	ATT	YDS	AVG	LG	TD
Corey Dillon.....	340	1315	3.9	96t	10
Brandon Bennett.....	50	232	4.6	36	0
Jon Kitna.....	27	73	2.7	20	1
Curtis Keaton.....	5	48	9.6	21	0
Akili Smith.....	6	20	3.3	6	0
Peter Warrick.....	8	14	1.8	13	0
Lorenzo Neal.....	5	10	2.0	4	0
BENGALS.....	441	1712	3.9	96t	11
OPPONENTS.....	453	1675	3.7	48	10

RECEIVING	REC	YDS	AVG	LG	TD
Peter Warrick.....	70	667	9.5	33	1
Darnay Scott.....	57	819	14.4	49	2
Corey Dillon.....	34	228	6.7	17	3
Chad Johnson.....	28	329	11.8	28	1
Ron Dugans.....	28	251	9.0	31	2
T.J. Houshmandzadeh.....	21	228	10.9	23	0
Brandon Bennett.....	20	150	7.5	15	0
Lorenzo Neal.....	19	101	5.3	12	1
Danny Farmer.....	15	228	15.2	27	1
Tony McGee.....	14	148	10.6	25t	1
Marco Battaglia.....	13	118	9.1	17	0
Kirk McMullen.....	2	15	7.5	11	0
Curtis Keaton.....	1	9	9.0	9	0
BENGALS.....	322	3291	10.2	49	12
OPPONENTS.....	311	3477	11.2	47	23

INTERCEPTIONS	NO	YDS	AVG	LG	TD
Kevin Kaesviharn.....	3	41	13.7	29	0
Artrell Hawkins.....	3	26	8.7	22	0
Justin Smith.....	2	28	14.0	21	0
Takeo Spikes.....	1	66	66.0	66t	1
Darryl Williams.....	1	16	16.0	16	0
Chris Carter.....	1	10	10.0	10	0
Brian Simmons.....	1	5	5.0	5	0
Mark Roman.....	1	0	0.0	0	0
BENGALS.....	13	192	14.8	66t	1
OPPONENTS.....	26	392	15.1	64	0

PUNTING	NO	YDS	AVG	NET	TB	IN-20	LG	BLK
Nick Harris.....	84	3372	40.1	33.9	6	21	57	1
Neil Rackers.....	1	32	32.0	12.0	1	0	32	0
BENGALS.....	86	3404	39.6	33.6	7	21	57	1
OPPONENTS.....	86	3541	41.2	34.8	13	29	76	0

PUNT RETURNS	NO	FC	YDS	AVG	LG	TD
Peter Warrick.....	18	10	116	6.4	31	0
T.J. Houshmandzadeh.....	12	5	163	13.6	86	0
Danny Farmer.....	1	1	11	11.0	11	0
BENGALS.....	31	16	290	9.4	86	0
OPPONENTS.....	47	17	374	8.0	24	0

KICKOFF RETURNS	NO	YDS	AVG	LG	TD
Curtis Keaton.....	42	891	21.2	64	0
T.J. Houshmandzadeh.....	10	185	18.5	23	0
Brandon Bennett.....	4	60	15.0	19	0
Rudolph Johnson.....	4	79	19.8	25	0
Brock Gutierrez.....	2	15	7.5	8	0
BENGALS.....	62	1230	19.8	64	0
OPPONENTS.....	46	1157	25.2	101t	1

FIELD GOALS	1-19	20-29	30-39	40-49	50+
Neil Rackers.....	0-0	4-6	8-11	4-9	1-2
BENGALS.....	0-0	4-6	8-11	4-9	1-2
OPPONENTS.....	0-0	8-8	6-9	7-11	1-2

Neil Rackers: (36G, 47G, 33G), (43N, 39N, 45N), (—), (51N), (27G, 22N, 42G, 21G), (39N), (47N, 39G), (26G, 52G), (—), (43N, 47N), (23G, 41G), (47G), (—), (—), (32N, 28N, 34G, 31G), (30G, 33G, 34G).

Opponents: (39G)(38G), (38N), (26G, 42G, 48G), (—), (48G, 43N), (51G, 24G), (—), (41G, 37G), (23G, 27G, 23G, 33G), (43N, 38G, 48G), (51N, 21G), (44N), (40N, 24G, 34N), (43G, 29G, 33N, 43G), (38G), (—).

USUAL STARTERS

OFFENSE		DEFENSE	
WR	Darnay Scott	LDE	Vaughn Booker
LOT	Richmond Webb	LDT	Oliver Gibson
LG	Matt O'Dwyer	RDT	Tony Williams
C	Rich Braham	RDE	Justin Smith
RG	Mike Goff	LLB	Steve Foley
ROT	Willie Anderson	MLB	Brian Simmons
TE	Tony McGee	RLB	Takeo Spikes
WR	Peter Warrick	LCB	Mark Roman
QB	Jon Kitna	RCB	Artrell Hawkins
HB	Corey Dillon	SS	JoJuan Armour
FB	Lorenzo Neal	FS	Cory Hall

DEFENSE*	ST	AT	TT	SKS-YDS	INT-YDS	PD	FF	FR-YDS
Takeo Spikes.....	80	29	109	6-58	1-66	5	1	0-0
Brian Simmons.....	51	32	83	6.5-41	1.5-5	2	0	0-0
Artrell Hawkins.....	49	10	59	0-0	3-26	6	2	1-0
Oliver Gibson.....	45	10	55	3-16	0-0	3	0	1-0
Justin Smith.....	41	13	54	8.5-76	2-28	5	0	0-0
Mark Roman.....	44	7	51	2-10	1-0	7	0	1-(-1)
Chris Carter.....	34	15	49	0-0	1-10	6	0	1-12
JoJuan Armour.....	36	11	47	0-0	0-0	3	0	0-0
Cory Hall.....	31	16	47	0-0	0-0	3	0	1-73
Robert Bean.....	39	3	42	0-0	0-0	5	1	0-0
Vaughn Booker.....	34	6	40	1.5-8	0-0	2	1	0-0
Steve Foley.....	25	14	39	0-0	0-0	2	0	0-0
Tony Williams.....	15	23	38	5-25	0-0	1	0	2-0
Reinard Wilson.....	26	11	37	9-47.5	0-0	3	1	2-0
Kevin Kaesviharn.....	22	3	25	0-0	3-41	6	0	0-0
Darryl Williams.....	19	6	25	3.5-22	1-16	2	1	1-0
Bernard Whittington.....	17	4	21	0-0	0-0	1	0	0-0
Rodney Heath.....	16	3	19	0-0	0-0	4	1	1-0
Canute Curtis.....	11	8	19	0-0	0-0	1	0	0-0
Glen Steele.....	5	5	10	1-4.5	0-0	1	1	1-0
Adrian Ross.....	4	5	9	1-6	0-0	0	0	0-0
Tom Carter.....	7	0	7	0-0	0-0	3	0	0-0
Ligarius Jennings.....	6	0	6	0-0	0-0	0	0	0-0
Jevon Langford.....	3	0	3	0-0	0-0	0	0	0-0
Mario Monds.....	1	0	1	0-0	0-0	0	0	0-0
(team).....	—	—	—	1-6	—	—	—	—

SPECIAL TEAMS*	ST	AT	TT	FF	FR-YDS	BP	BFG	BXP
Ron Dugans.....	14	3	17	0	0-0	0	0	0
Adrian Ross.....								

2002 STATISTICS

RECORD: 2-14-0

HEAD COACH: DICK LeBEAU

DATE	W-L	SCORE	OPPONENT	ATTENDANCE
9-8-02	L	6-34	SAN DIEGO	53,705
9-15-02	L	7-20	at Cleveland	73,358
9-22-02	L	3-30	at Atlanta	68,129
9-29-02	L	7-35	TAMPA BAY	57,234
10-6-02	L	21-28	at Indianapolis	56,570
10-13-02	L	7-34	PITTSBURGH	63,900
10-20-02			— BYE —	
10-27-02	L	24-30	TENNESSEE	52,822
11-3-02	W	38-3	at Houston	69,827
11-10-02	L	27-38	at Baltimore	69,024
11-17-02	L	20-27	CLEVELAND	64,060
11-24-02	L	21-29	at Pittsburgh	60,473
12-1-02	L	23-27	BALTIMORE	44,878
12-8-02	L	31-52	at Carolina	66,799
12-15-02	L	15-29	JACKSONVILLE	42,092
12-22-02	W	20-13	NEW ORLEANS	43,544
12-29-02	L	9-27	at Buffalo	47,850

TEAM STATISTICS	BENGALS	OPPONENTS
TOTAL FIRST DOWNS	315	315
Rushing	105	104
Passing	186	182
Penalty	24	29
3rd Down: Made-Att	87-223	83-199
3rd Down Pct.	39.0	41.7
4th Down: Made-Att	11-30	7-14
4th Down Pct.	36.7	50.0
POSSESSION AVG.	28:55	31:05
TOTAL NET YARDS	5206	5265
Avg. Per Game	325.4	329.1
Total Plays	1054	976
Avg. Per Play	4.9	5.4
NET YARDS RUSHING	1730	2003
Avg. Per Game	108.1	125.2
Total Rushes	426	498
NET YARDS PASSING	3476	3262
Avg. Per Game	217.3	203.9
Sacked-Yards Lost	37-256	24-153
Gross Yards	3732	3415
Att.-Completions	591-350	454-287
Completion Pct.	59.2	63.2
Had Intercepted	22	9
PUNTS-AVG.	73-38.2	65-41.8
Net Punting Avg.	28.7	37.9
PENALTIES-YARDS	99-884	101-867
FUMBLES-BALLS LOST	26-13	21-11
TOUCHDOWNS	34	55
Rushing	13	16
Passing	17	30
Returns	4	9

SCORE BY PERIODS	1	2	3	4	OT	PTS
BENGALS	61	91	50	77	0	279
OPPONENTS	110	157	95	94	0	456

SCORING	TD	TD-R	TD-P	TD-R	K-PAT	FG	S	PTS
Neil Rackers	0	0	0	0	30-32	15-18	0	75
Corey Dillon	7	7	0	0	—	—	0	42
Peter Warrick	6	0	6	0	—	—	0	36
Chad Johnson	5	0	5	0	—	—	0	30
Jon Kitna	4	4	0	0	—	—	0	24
Nick Luchey	2	2	0	0	—	—	0	12
Matt Schobel	2	0	2	0	—	—	0	12
Michael Westbrook	2	0	2	0	—	—	0	12
Brandon Bennett	1	0	0	1	—	—	0	6
Artrell Hawkins	1	0	0	1	—	—	0	6
T.J. Houshmandzadeh	1	0	1	0	—	—	0	6
Lorenzo Neal	1	0	1	0	—	—	0	6
Brian Simmons	1	0	0	1	—	—	0	6
Takeo Spikes	1	0	0	1	—	—	0	6
BENGALS	34	13	17	4	30-32	15-18	0	279
OPPONENTS	55	16	30	9	51-52	23-31	1	456

Two-point conversions: None. BENGALS 0-2, OPPONENTS 2-3.

PASSING	ATT	CMP	YDS	CMP%	YDS/ATT	TD	TD%	INT	INT%	LG	SKD-YDS	RAT
Jon Kitna	473	294	3178	62.2	6.72	16	3.4	16	3.4	72t	24-159	79.1
Gus Frerotte	85	44	437	51.8	5.14	1	1.2	5	5.9	51	10-74	46.1
Akili Smith	33	12	117	36.4	3.55	0	0.0	1	3.0	24	3-23	34.5
BENGALS	591	350	3732	59.2	6.31	17	2.9	22	3.7	72t	37-256	71.8
OPPONENTS	454	287	3415	63.2	7.52	30	6.6	9	2.0	69	24-153	99.9

RUSHING	ATT	YDS	AVG	LG	TD
Corey Dillon	314	1311	4.2	67t	7
Brandon Bennett	33	155	4.7	29	0
Rudi Johnson	17	67	3.9	13	0
Nick Luchey	12	59	4.9	10	2
Jon Kitna	24	57	2.4	12t	4
Lorenzo Neal	9	31	3.4	9	0
Gus Frerotte	4	22	5.5	9	0
Peter Warrick	8	22	2.8	11	0
Akili Smith	4	5	1.3	3	0
Michael Westbrook	1	1	1.0	1	0
BENGALS	426	1730	4.1	67t	13
OPPONENTS	498	2003	4.0	41t	16

RECEIVING	REC	YDS	AVG	LG	TD
Chad Johnson	69	1166	16.9	72t	5
Peter Warrick	53	606	11.4	37t	6
Ron Dugans	47	421	9.0	31	0
Corey Dillon	43	298	6.9	19	0
T.J. Houshmandzadeh	41	492	12.0	31	1
Matt Schobel	27	212	7.9	20t	2
Lorenzo Neal	21	133	6.3	15	1
Brandon Bennett	18	109	6.1	15	0
Danny Farmer	9	115	12.8	51	0
Michael Westbrook	8	94	11.8	26t	2
Nick Luchey	7	46	6.6	15	0
Rudi Johnson	6	34	5.7	14	0
Tony Stewart	1	6	6.0	6	0
BENGALS	350	3732	10.7	72t	17
OPPONENTS	287	3415	11.9	69	30

INTERCEPTIONS	NO	YDS	AVG	LG	TD
Artrell Hawkins	2	102	51.0	102t	1
Kevin Kaesviharn	2	17	8.5	17	0
Brian Simmons	1	51	51.0	51t	1
Oliver Gibson	1	6	6.0	6	0
Jeff Burris	1	5	5.0	5	0
Lamont Thompson	1	4	4.0	4	0
Cory Hall	1	2	2.0	2	0
BENGALS	9	187	20.8	102t	2
OPPONENTS	22	428	19.5	98t	3

PUNTING	NO	YDS	AVG	NET	TB	IN-20	LG	BLK
Nick Harris	65	2608	40.1	31.4	4	11	57	1
Travis Dorsch	5	162	32.4	1.8	0	0	46	0
Neil Rackers	2	17	8.5	6.5	0	1	19	0
BENGALS	73	2787	38.2	28.7	4	12	57	1
OPPONENTS	65	2714	41.8	37.9	6	24	64	0

PUNT RETURNS	NO	FC	YDS	AVG	LG	TD
T.J. Houshmandzadeh	24	4	117	4.9	34	0
Peter Warrick	4	0	14	3.5	10	0
Jeff Burris	0	1	0	—	—	0
Danny Farmer	0	4	0	—	—	0
BENGALS	28	9	131	4.7	34	0
OPPONENTS	41	8	611	14.9	95t	3

KICKOFF RETURNS	NO	YDS	AVG	LG	TD
Brandon Bennett	49	1231	25.1	94t	1
T.J. Houshmandzadeh	13	288	22.2	44	0
Rudi Johnson	13	277	21.3	42	0
Lorenzo Neal	5	52	10.4	17	0
Nick Luchey	3	40	13.3	17	0
Ron Dugans	1	6	6.0	6	0
Brock Gutierrez	1	11	11.0	11	0
BENGALS	85	1905	22.4	94t	1
OPPONENTS	57	1191	20.9	99t	1

FIELD GOALS	1-19	20-29	30-39	40-49	50+
Neil Rackers	2-2	5-5	3-3	3-5	2-3
BENGALS	2-2	5-5	3-3	3-5	2-3
OPPONENTS	0-0	7-8	8-11	7-9	1-3

Neil Rackers: (21G, 54G), (—), (24G), (45N), (—), (46N), (44G), (25G), (43G, 35G), (37G, 31G), (—), (40G), (52N, 24G), (51G, 18G), (25G), (—), (19G).

Opponents: (28G, 27G), (52G, 45G), (44G, 26G, 34G), (—), (—), (34G, 32N, 30G), (33G, 28G, 46G), (23G, 46B, 53N), (33G), (24N, 27G), (40G), (33G, 51N, 43G, 45G), (49N, 38N), (—), (—), (38G, 33N, 43G), (32G, 25G).

USUAL STARTERS

OFFENSE		DEFENSE	
WR	Chad Johnson	LDE	Bernard Whittington
LOT	Levi Jones	RDT	Oliver Gibson
LG	Matt O'Dwyer	LDT	Glen Steele
C	Rich Braham	RDT	Tony Williams
RG	Mike Goff	RDE	Justin Smith
ROT	Willie Anderson	LLB	Canute Curtis
TE	Matt Schobel	MLB	Brian Simmons
WR	Peter Warrick	RLB	Takeo Spikes
QB	Jon Kitna	LCB	Jeff Burris
HB	Corey Dillon	RCB	Artrell Hawkins
FB	Lorenzo Neal	SS	JoJuan Armour, Marquand Manuel
		FS	Cory Hall

DEFENSE* ST AT TT SKS-YDS INT-YDS PD FF FR-YDS

Takeo Spikes	81	32	113	1.5-12	0-0	1	1	4-45
Brian Simmons	65	21	86	3-12	1-51	7	0	0-0
Artrell Hawkins	69	7	76	2-12	2-102	6	1	2-19
Jeff Burris	50	12	62	0-0	1-5	11	2	1-32
Justin Smith	48	13	61	6.5-56	0-0	3	2	0-0
Cory Hall	43	15	58	2-6	1-2	1	1	0-0
JoJuan Armour	32	20	52	0-0	0-0	2	1	0-0
Kevin Kaesviharn	43	7	50	0-0	2-17	10	1	0-0
Canute Curtis	38	8	46	0-0	0-0	0	0	0-0
Tony Williams	30	12	42	5-34	0-0	0	0	0-0
Bernard Whittington	22	14	36	1-3	0-0	0	0	2-0
Marquand Manuel	26	8	34	0-0	0-0	2	1	0-0
Mark Roman	23	7	30	0-0	0-0	1	1	0-0
Oliver Gibson	19	10	29	0-0	1-6	2	0	0-0
Glen Steele	15	13	28	0-0	0-0	1	0	0-0
Adrian Ross	17	3	20	0-0	0-0	1	0	0-0
Reinard Wilson	11	2	13	0-0	0-0	2	0	0-0
Lamont Thompson	10	0	10	0-0	1-4	1	0	0-0
Vaughn Booker	5	2	7	0-0	0-0	1	0	0-0
Reggie Myles	4	0	4	0-0	0-0	0	0	0-0
Jason Perry	2	2	4	0-0	0-0	0	0	1-15
Ligarius Jennings	1	2	3	0-0	0-0	1	0	0-0
Eric Ogbogu	1	2	3	0-0	0-0	0	0	0-0
(team)	—	—	—	3-18	—	—	—	—

SPECIAL TEAMS* ST AT TT FF FR-YDS BP BFG BXP

Ron Dugans	12	3	15	0	0-0	0	0	0
Brandon Bennett	10	0	10	0	0-0	0	0	0
JoJuan Armour	6	2	8	0	0-0	0	1	0
Marquand Manuel	6	2	8	0	0-0	0	0	0
Brad St. Louis	6	2	8	0	0-0	0	0	0
Ligarius Jennings	5	1	6	0	0-0	0	0	0
Riall Johnson	4	2	6	0	0-0	0	0	0
Reggie Myles	4	2	6	0	0-0	0	0	0
Canute Curtis	4	1	5	0	0-0	0	0	0
Adrian Ross	4	1	5	0	0-0	0	0	0
Cory Hall	4	0	4	0	0-0	0	0	0
Neil Rackers	3	1	4	0	0-0	0	0	0
Chris Edmonds	3	0	3	0	0-0	0	0	0
Lorenzo Neal	3	0	3	0	0-0	0	0	0
Lamont Thompson	2	1	3	0	0-0	0	0	0
Jeff Burris	2	0	2	0	0-0	0	0	0
Kevin Kaesviharn	2	0	2	0	0-0	0	0	0
Armegis Spearman	2	0	2	0	0-0	0	0	0
Sean Brewer	1	0	1	0	0-0	0	0	0
T.J. Houshmandzadeh	1	0	1	0	0-0	0	0	0
Nick Luchey	1	0	1	0	0-0	0	0	0
Mark Roman	1	0	1	0	0-0	0	0	0
Peter Warrick	1	0	1	0	0-0	0		

2003 STATISTICS

RECORD: 8-8-0

HEAD COACH: MARVIN LEWIS

DATE	W-L	SCORE	OPPONENT	ATTENDANCE
9-7-03	L	10-30	DENVER	63,820
9-14-03	L	20-23	at Oakland	50,135
9-21-03	L	10-17	PITTSBURGH	64,596
9-28-03	W	21-14	at Cleveland	73,428
10-5-03	L	16-22 (OT)	at Buffalo	72,615
10-12-03			— BYE —	
10-19-03	W	34-26	BALTIMORE	53,553
10-26-03	W	27-24	SEATTLE	52,131
11-2-03	L	14-17	at Arizona	23,531
11-9-03	W	34-27	HOUSTON	50,437
11-16-03	W	24-19	KANSAS CITY	64,923
11-23-03	W	34-27	at San Diego	52,069
11-30-03	W	24-20	at Pittsburgh	58,797
12-7-03	L	13-31	at Baltimore	69,468
12-14-03	W	41-38	SAN FRANCISCO	64,666
12-21-03	L	10-27	at St. Louis	66,061
12-28-03	L	14-22	CLEVELAND	65,362

TEAM STATISTICS	BENGALS	OPPONENTS
TOTAL FIRST DOWNS	313	320
Rushing	101	119
Passing	181	177
Penalty	31	24
3rd Down: Made-Att	102-228	85-206
3rd Down Pct.	44.7	41.3
4th Down: Made-Att	5-11	9-14
4th Down Pct.	45.5	64.3
POSSESSION AVG.	30:52	29:08
TOTAL NET YARDS	5329	5620
Avg. Per Game	333.1	351.3
Total Plays	1038	999
Avg. Per Play	5.1	5.6
NET YARDS RUSHING	1987	2218
Avg. Per Game	124.2	138.6
Total Rushes	481	461
NET YARDS PASSING	3342	3402
Avg. Per Game	208.9	212.6
Sacked-Yards Lost	37-249	30-196
Gross Yards	3591	3598
Att.-Completions	520-324	508-297
Completion Pct.	62.3	58.5
Had Intercepted	15	14
PUNTS-AVG.	77-39.5	67-42.5
Net Punting Avg.	32.2	35.1
PENALTY-YARDS	107-846	108-921
FUMBLES-BALLS LOST	16-7	26-10
TOUCHDOWNS	40	43
Rushing	12	18
Passing	26	23
Returns	2	2

SCORE BY PERIODS	1	2	3	4	OT	PTS
BENGALS	83	115	49	99	0	346
OPPONENTS	71	117	74	116	6	384

SCORING	TD	TD-R	TD-P	TD-Rt	K-PAT	FG	S	PTS
Shayne Graham	0	0	0	0	40-40	22-25	0	106
Chad Johnson	10	0	10	0	—	—	0	60
Rudi Johnson	9	9	0	0	—	—	0	54
Peter Warrick	8	0	7	1	—	—	0	48
Kelley Washington	4	0	4	0	—	—	0	24
Corey Dillon	2	2	0	0	—	—	0	12
Jeremi Johnson	2	1	1	0	—	—	0	12
Matt Schobel	2	0	2	0	—	—	0	12
Brandon Bennett	1	0	1	0	—	—	0	6
Kevin Hardy	1	0	0	1	—	—	0	6
Reggie Kelly	1	0	1	0	—	—	0	6
BENGALS	40	12	26	2	40-40	22-25	0	346
OPPONENTS	43	18	23	2	38-38	28-33	0	384

Two-point conversions: None. BENGALS 0-0, OPPONENTS 2-4.

PASSING	ATT	CMP	YDS	CMP%	YDS/ATT	TD	TD%	INT	INT%	LG	SKD-YDS	RAT
Jon Kitna	520	324	3591	62.3	6.91	26	5.0	15	2.9	82t	37-249	87.4
BENGALS	520	324	3591	62.3	6.91	26	5.0	15	2.9	82t	37-249	87.4
OPPONENTS	508	297	3598	58.5	7.08	23	4.5	14	2.8	73t	30-196	83.9

RUSHING	ATT	YDS	AVG	LG	TD
Rudi Johnson	215	957	4.5	54	9
Corey Dillon	138	541	3.9	39	2
Brandon Bennett	56	173	3.1	19	0
Peter Warrick	18	157	8.7	50	0
Jon Kitna	38	113	3.0	15	0
Jeremi Johnson	15	41	2.7	12	1
Kelley Washington	1	5	5.0	5	0
BENGALS	481	1987	4.1	54	12
OPPONENTS	461	2218	4.8	78t	18

RECEIVING	REC	YDS	AVG	LG	TD
Chad Johnson	90	1355	15.1	82t	10
Peter Warrick	79	819	10.4	77t	7
Brandon Bennett	25	176	7.0	16	1
Matt Schobel	24	332	13.8	45t	2
Kelley Washington	22	299	13.6	51t	4
Tony Stewart	21	212	10.1	21	0
Rudi Johnson	21	146	7.0	17	0
Jeremi Johnson	15	82	5.5	16	1
Reggie Kelly	13	81	6.2	13	1
Corey Dillon	11	71	6.5	14	0
Kevin Walter	3	18	6.0	9	0
BENGALS	324	3591	11.1	82t	26
OPPONENTS	297	3598	12.1	73t	23

INTERCEPTIONS	NO	YDS	AVG	LG	TD
Tory James	4	56	14.0	31	0
Jeff Burris	2	17	8.5	17	0
Brian Simmons	2	14	7.0	13	0
Rogers Beckett	2	11	5.5	11	0
Kevin Kaesviharn	1	10	10.0	10	0
Artrell Hawkins	1	8	8.0	8	0
Terrell Roberts	1	6	6.0	6	0
Mark Roman	1	1	1.0	1	0
BENGALS	14	123	8.8	31	0
OPPONENTS	15	225	15.0	83t	2

PUNTING	NO	YDS	AVG	NET	TB	IN-20	LG	BLK
Kyle Richardson	49	1961	40.0	33.5	5	9	58	0
Nick Harris	28	1084	38.7	30.0	3	5	53	0
BENGALS	77	3045	39.5	32.2	8	14	58	0
OPPONENTS	67	2845	42.5	35.1	8	21	72	0

PUNT RETURNS	NO	FC	YDS	AVG	LG	TD
Peter Warrick	25	8	273	10.9	68t	1
Jeff Burris	5	0	58	11.6	34	0
BENGALS	30	8	331	11.0	68t	1
OPPONENTS	47	7	403	8.6	37	0

KICKOFF RETURNS	NO	YDS	AVG	LG	TD
Brandon Bennett	53	1146	21.6	46	0
Terrell Roberts	7	128	18.3	23	0
Kenny Watson	7	113	16.1	27	0
Rudi Johnson	2	23	11.5	15	0
Carl Powell	2	33	16.5	20	0
Jeremi Johnson	1	16	16.0	16	0
Glen Steele	1	2	2.0	2	0
Tony Stewart	1	13	13.0	13	0
BENGALS	74	1474	19.9	46	0
OPPONENTS	71	1470	20.7	45	0

FIELD GOALS	1-19	20-29	30-39	40-49	50+
Shayne Graham	0-0	5-5	10-10	7-8	0-2
BENGALS	0-0	5-5	10-10	7-8	0-2
OPPONENTS	1-1	11-12	9-11	5-7	2-2

Shayne Graham: (26G), (31G, 22G), (44G), (—), (39G, 37G, 54N, 30G), (44G, 37G), (30G, 25G), (—), (40G, 40G), (27G, 48N), (37G, 47G), (44G), (25G, 38G), (34G, 30G), (48G), (52N).

Opponents: (51G, 27G, 39G), (40G, 26G, 39G), (24N, 33G), (35N), (27G, 38G, 29G), (25G), (27G, 49B), (31G, 34N), (45G, 33G), (37G, 39G, 44N), (48G, 26G), (23G, 39G), (22G), (23G), (26G, 50G), (42G, 42G, 18G).

USUAL STARTERS

OFFENSE		DEFENSE	
WR	Peter Warrick	LDE	Duane Clemons
LOT	Levi Jones	LDT	John Thornton
LG	Eric Steinbach	RDT	Tony Williams
C	Rich Braham	RDE	Justin Smith
RG	Mike Goff	SLB	Adrian Ross
ROT	Willie Anderson	MLB	Kevin Hardy
TE	Reggie Kelly	WLB	Brian Simmons
WR	Chad Johnson	LCB	Jeff Burris
QB	Jon Kitna		Artrell Hawkins
HB	Corey Dillon	RCB	Tory James
FB	Jeremi Johnson	SS	Rogers Beckett, Kevin Kaesviharn
		FS	Mark Roman

DEFENSE*	ST	AT	TT	SKS-YDS	INT-YDS	PD	FF	FR-YDS
Brian Simmons	72	31	103	1.5-9	2-14	6	2	4-13
Kevin Hardy	59	33	92	1.5-11	0-0	4	1	1-10
Mark Roman	55	19	74	0.5-5	1-1	7	1	0-0
Rogers Beckett	50	17	67	3-24	2-11	5	1	0-0
Tory James	57	6	63	1-1	4-56	18	0	0-0
Justin Smith	41	19	60	5-16.5	0-0	3	1	0-0
Artrell Hawkins	50	5	55	0-0	1-8	6	1	0-0
Adrian Ross	33	21	54	0-0	0-0	0	2	0-0
Kevin Kaesviharn	42	9	51	1-8	1-10	4	0	0-0
Duane Clemons	35	7	42	6-46	0-0	4	1	1-0
Tony Williams	28	10	38	2-9	0-0	0	1	1-(-1)
Jeff Burris	33	3	36	0-0	2-17	6	1	0-0
John Thornton	19	12	31	6-42	0-0	3	1	2-2
Oliver Gibson	17	7	24	0.5-3.5	0-0	3	0	0-0
Glen Steele	17	5	22	0.5-5.5	0-0	0	0	0-0
Carl Powell	10	10	20	0.5-2.5	0-0	1	1	1-0
Terrell Roberts	13	3	16	1-13	1-6	1	1	0-0
Marquand Manuel	9	2	11	0-0	0-0	1	0	0-0
Dwayne Levels	5	5	10	0-0	0-0	0	0	0-0
Riall Johnson	2	6	8	0-0	0-0	0	0	0-0
Reggie Myles	4	0	4	0-0	0-0	0	0	0-0

SPECIAL TEAMS*	ST	AT	TT	FF	FR-YDS	BP	BFG	BXP
Rogers Beckett	12	4	16	1	0-0	0	0	0
Reggie Myles	12	4	16	0	0-0	0	0	0
Riall Johnson	11	2	13	0	0-0	0	0	0
Kevin Kaesviharn	10	3	13	0	0-0	0	0	0
Khalid Abdullah	8	2	10	0	0-0	0	0	0
Brandon Bennett	6	2	8	0	0-0	0	0	0
Brad St. Louis	7	0	7	0	0-0	0	0	0
Shayne Graham	5	1	6	0	0-0	0	0	0
Kevin Walter	3	3	6	0	0-0	0	0	0
Dwayne Levels	5	0	5	0	0-0	0	0	0
Marquand Manuel	3	2	5	0	0-0	0	0	0
Tory James	4	0	4	0	0-0	0	0	0
Terrell Roberts	4	0	4	0	0-0	0	0	0
Kenny Watson	4	0	4	0	0-0	0	0	0
Jeff Burris	3	1	4	0	0-0	0	0	0
Chris Edmonds	2	2	4	0	0-0	0	0	0
Adrian Ross	3	0	3	0	0-0	0	0	0
Tony Stewart	3	0	3	0	0-0	0	0	0
Artrell Hawkins	1	2	3	0	0-0	0	0	0
Frank Chamberlin	1	0	1	0	0-0	0	0	0
John Thornton	0	0	0	0	0-0	0	1	0

MISCELLANEOUS DEFENSE*	ST	AT	TT	FF	FR-YDS
Peter Warrick	4	0	4	0	0-0
Brandon Bennett	2	0	2	0	0-0
Levi Jones	2	0	2	0	0-0
Matt Schobel	2	0	2	0	0-0
Mike Goff	1	0	1	0	0-0
Chad Johnson	1	0	1	0	0-0
Rudi Johnson	1	0	1	0	0-0
Jon Kitna	1	0	1	0	0-0
Scott Rehberg	1	0	1	0	0-0
Eric Steinbach	1	0	1	0	0-0

* NOTE: All defensive statistics above are press box statistics produced at the games.

2004 STATISTICS

RECORD: 8-8-0

HEAD COACH: MARVIN LEWIS

DATE	W-L	SCORE	OPPONENT	ATTENDANCE
9-12-04	L	24-31	at N.Y. Jets	77,230
9-19-04	W	16-13	MIAMI	65,705
9-26-04	L	9-23	BALTIMORE	65,575
10-3-04	L	17-28	at Pittsburgh	62,402
10-10-04			— BYE —	
10-17-04	L	17-34	at Cleveland	73,263
10-25-04	W	23-10	DENVER	65,806
10-31-04	L	20-27	at Tennessee	68,932
11-7-04	W	26-3	DALLAS	65,721
11-14-04	W	17-10	at Washington	87,786
11-21-04	L	14-19	PITTSBURGH	65,780
11-28-04	W	58-48	CLEVELAND	65,677
12-5-04	W	27-26	at Baltimore	69,695
12-12-04	L	28-35	at New England	68,756
12-19-04	L	17-33	BUFFALO	65,378
12-26-04	W	23-22	N.Y. GIANTS	64,606
1-2-05	W	38-10	at Philadelphia	67,074

TEAM STATISTICS	BENGALS	OPPONENTS
TOTAL FIRST DOWNS	286	303
Rushing	93	123
Passing	172	158
Penalty	21	22
3rd Down: Made-Att	88-219	80-218
3rd Down Pct.	40.2	36.7
4th Down: Made-Att	6-12	5-15
4th Down Pct.	50.0	33.3
POSSESSION AVG.	29-20	30-40
TOTAL NET YARDS	5140	5365
Avg. Per Game	321.3	335.3
Total Plays	1004	1031
Avg. Per Play	5.1	5.2
NET YARDS RUSHING	1839	2062
Avg. Per Game	114.9	128.9
Total Rushes	437	474
NET YARDS PASSING	3301	3303
Avg. Per Game	206.3	206.4
Sacked-Yards Lost	31-219	37-257
Gross Yards	3520	3560
Att.-Completions	536-324	520-313
Completion Pct.	60.4	60.2
Had Intercepted	22	20
PUNTS-AVG.	84-41.7	79-41.9
Net Punting Yards	35.5	35.7
PENALTY-YARDS	103-810	106-887
FUMBLES-BALLS LOST	17-10	40-16
TOUCHDOWNS	42	41
Rushing	14	11
Passing	23	23
Returns	5	7

SCORE BY PERIODS	1	2	3	4	OT	PTS
BENGALS	69	108	96	101	0	374
OPPONENTS	75	117	82	98	0	372

SCORING	TD	TD-R	TD-P	TD-R	K-PAT	FG	S	PTS
Shayne Graham	0	0	0	0	41-41	27-31	0	122
Rudi Johnson	12	12	0	0	—	—	0	72
Chad Johnson	9	0	9	0	—	—	0	54
T.J. Houshmandzadeh	4	0	4	0	—	—	0	24
Matt Schobel	4	0	4	0	—	—	0	24
Kelley Washington	3	0	3	0	—	—	0	18
Robert Geathers	1	0	0	1	—	—	0	6
Jeremi Johnson	1	0	1	0	—	—	0	6
Kevin Kaesviharn	1	0	0	1	—	—	0	6
Kyle Larson	1	1	0	0	—	—	0	6
Deltha O'Neal	1	0	0	1	—	—	0	6
Carson Palmer	1	1	0	0	—	—	0	6
Brian Simmons	1	0	0	1	—	—	0	6
Tony Stewart	1	0	1	0	—	—	0	6
Kenny Watson	1	0	1	0	—	—	0	6
Madieu Williams	1	0	0	1	—	—	0	6
BENGALS	42	14	23	5	41-41	27-31	0	374
OPPONENTS	41	11	23	7	40-40	28-31	1	372

Two-point conversions: None. BENGALS 0-1, OPPONENTS 0-1.

PASSING	ATT	CMP	YDS	CMP%	YDS/ATT	TD	TD%	INT	INT%	LG	SKD-YDS	RAT
Carson Palmer	432	263	2897	60.9	6.71	18	4.2	18	4.2	76t	25-178	77.3
Jon Kitna	104	61	623	58.7	5.99	5	4.8	4	3.8	30	6-41	75.9
BENGALS	536	324	3520	60.4	6.57	23	4.3	22	4.1	76t	31-219	77.0
OPPONENTS	520	313	3560	60.2	6.85	23	4.4	20	3.8	99t	37-257	79.5

RUSHING	ATT	YDS	AVG	LG	TD
Rudi Johnson	361	1454	4.0	52	12
Kenny Watson	26	161	6.2	25	0
T.J. Houshmandzadeh	6	51	8.5	16	0
Carson Palmer	18	47	2.6	14	1
Jon Kitna	10	42	4.2	15	0
Chad Johnson	4	39	9.8	18	0
Cliff Russell	3	15	5.0	13	0
Peter Warrick	2	14	7.0	8	0
Kyle Larson	1	11	11.0	11t	1
Jeremi Johnson	3	5	1.7	4	0
Chris Perry	2	1	0.5	1	0
Kelley Washington	1	-1	-1.0	-1	0
BENGALS	437	1839	4.2	52	14
OPPONENTS	474	2062	4.4	75t	11

RECEIVING	REC	YDS	AVG	LG	TD
Chad Johnson	95	1274	13.4	53t	9
T.J. Houshmandzadeh	73	978	13.4	62	4
Kelley Washington	31	378	12.2	28	3
Kenny Watson	25	171	6.8	21	1
Matt Schobel	21	201	9.6	76t	4
Jeremi Johnson	16	53	3.3	9	1
Reggie Kelly	15	85	5.7	14	0
Rudi Johnson	15	84	5.6	30	0
Peter Warrick	11	127	11.5	30	1
Tony Stewart	10	48	4.8	9	1
Kevin Walter	8	67	8.4	18	0
Chris Perry	3	33	11.0	13	0
Cliff Russell	1	21	21.0	21	0
BENGALS	324	3520	10.9	76t	23
OPPONENTS	313	3560	11.4	99t	23

INTERCEPTIONS	NO	YDS	AVG	LG	TD
Tory James	8	66	8.3	23	0
Deltha O'Neal	4	60	15.0	31t	1
Madieu Williams	3	51	17.0	51t	1
Brian Simmons	2	61	30.5	50t	1
Robert Geathers	1	36	36.0	36t	1
Kim Herring	1	0	0.0	0	0
Carl Powell	1	-2	-2.0	-2	0
BENGALS	20	272	13.6	51t	4
OPPONENTS	22	446	20.3	62t	4

PUNTING	NO	YDS	AVG	NET	TB	IN-20	LG	BLK
Kyle Larson	83	3499	42.2	35.5	7	21	66	1
BENGALS	84	3499	41.7	35.5	7	21	66	1
OPPONENTS	79	3309	41.9	35.7	8	23	69	0

PUNT RETURNS	NO	FC	YDS	AVG	LG	TD
Keiwan Ratliff	17	5	207	12.2	49	0
T.J. Houshmandzadeh	11	7	88	8.0	28	0
Deltha O'Neal	7	6	33	4.7	17	0
BENGALS	35	18	328	9.4	49	0
OPPONENTS	51	10	378	7.4	63	0

KICKOFF RETURNS	NO	YDS	AVG	LG	TD
Cliff Russell	39	872	22.4	40	0
Kenny Watson	13	240	18.5	32	0
T.J. Houshmandzadeh	10	227	22.7	32	0
Tony Stewart	3	20	6.7	10	0
Reggie Kelly	1	14	14.0	14	0
Langston Moore	1	15	15.0	15	0
Deltha O'Neal	1	15	15.0	15	0
BENGALS	68	1403	20.6	40	0
OPPONENTS	80	1573	19.7	41	0

FIELD GOALS	1-19	20-29	30-39	40-49	50+
Shayne Graham	0-0	7-7	10-12	7-8	3-4
BENGALS	0-0	7-7	10-12	7-8	3-4
OPPONENTS	0-0	13-13	8-8	7-10	0-0

Shayne Graham: (22G), (38N, 48G, 36G, 39G), (29G, 47G, 26G), (34G), (32G, 44N), (53G, 34G, 35G), (28G, 50G), (35G, 47G, 45G), (30G)(41G), (—), (21G, 32G, 36G), (53N, 41G, 24G), (—), (24G), (42G), (37N, 50G).

Opponents: (21G), (43G, 47G), (21G), (—), (23G, 33G), (49N, 29G), (23G, 45G), (24G), (47N, 33G), (32G), (23G, 29G), (20G, 22G, 38G, 45G), (—), (23G, 39G, 21G, 33G), (31G, 36G, 44G, 41G, 28G), (45N, 46G).

USUAL STARTERS

OFFENSE		DEFENSE	
WR	Chad Johnson	LDE	Duane Clemons
LOT	Levi Jones	LDT	John Thornton
LG	Eric Steinbach	RDT	Tony Williams, Langston Moore
C	Rich Braham	RDE	Justin Smith
RG	Jerry Fontenot	SLB	Kevin Hardy
ROT	Bobbie Williams	MLB	Landon Johnson
TE	Reggie Kelly	WLB	Brian Simmons
WR	T.J. Houshmandzadeh	LCB	Deltha O'Neal
QB	Carson Palmer	RCB	Tory James
HB	Rudi Johnson	SS	Kim Herring,
FB	Jeremi Johnson, Tony Stewart (TE)	FS	Kevin Kaesviharn, Rogers Beckett, Madieu Williams

DEFENSE*	ST	AT	TT	SKS-YDS	INT-YDS	PD	FF	FR-YDS
Brian Simmons	76	31	107	1-9	2-61	4	3	1-18
Madieu Williams	76	15	91	2-19	3-51	11	0	2-(-3)
Landon Johnson	57	27	84	2-14	0-0	2	2	1-0
Justin Smith	42	29	71	8-70.5	0-0	2	2	2-0
Kevin Hardy	42	27	69	4-18	0-0	4	0	0-0
Tory James	58	5	63	0-0	8-66	13	2	1-0
Kim Herring	49	13	62	0-0	1-0	6	1	0-0
Kevin Kaesviharn	44	14	58	0-0	0-0	8	0	1-3
John Thornton	37	20	57	3-16	0-0	4	0	0-0
Duane Clemons	32	18	50	6.5-41.5	0-0	1	2	0-0
Deltha O'Neal	35	5	40	1-8	4-60	15	1	0-0
Keiwan Ratliff	27	8	35	0-0	0-0	5	0	1-0
Langston Moore	22	9	31	1-7	0-0	0	1	0-0
Caleb Miller	17	11	28	0-0	0-0	0	0	1-0
Carl Powell	16	6	22	2-14	1-(-2)	1	1	0-0
Nate Webster	16	5	21	1-8	0-0	2	1	1-0
Rogers Beckett	14	5	19	0-0	0-0	1	0	0-0
Tony Williams	10	6	16	0-0	0-0	0	0	0-0
Robert Geathers	7	6	13	3.5-27	1-36	6	1	0-0
Terrell Roberts	8	1	9	0-0	0-0	2	0	0-0
Anthony Mitchell	4	1	5	0-0	0-0	0	0	1-0
Larry Stevens	2	3	5	0-0	0-0	0	0	0-0
Rashad Bauman	2	1	3	0-0	0-0	0	0	0-0
Marcus Wilkins	0	3	3	0-0	0-0	0	0	0-0
Shaun Smith	2	0	2	0-0	0-0	0	0	0-0
Matthias Askew	0	2	2	0-0	0-0	0	0	0-0
Terrance Martin	1	0	1	0-0	0-0	0	0	0-0
(team)	—	—	—	2-5	—	—	—	—

SPECIAL TEAMS*	ST	AT	TT	FF	FR-YDS	BP	BFG	BXP
Reggie Myles	20	3	23	2	1-0	0	0	0
Marcus Wilkins	13	6	19	2	2-0	0	0	0
Anthony Mitchell	9	5	14	0	0-0	0	0	0
Kenny Watson	8	5	13	1	0-0	0	0	0
Madieu Williams	10	2	12	0	0-0	0	0	0
Kevin Walter	11	0	11	0	0-0	0	0	0
Kevin Kaesviharn	6	2	8	0	0-0	0	0	0
Larry Stevens	4	4	8	0	0-0	0	0	0
Tony Stewart	4	4	8	0	0-0	0	0	0
Caleb Miller	5	2	7	0	0-0	0	0	0
Landon Johnson	5	0	5	0	0-0	0	0	0
Shayne Graham	3	1	4	0	0-0	0	0	0
Matt Schobel	3	1	4	0	1-0	0	0	0
Keiwan Ratliff	2	2	4	1	0-0	0	0	0
Robert Geathers	2	1	3	0	0-0	0	0	0
Brad St. Louis	2	1	3	0	0-0	0	0	0
Kyle Larson	1	2	3	0	0-0	0	0	0
Rashad Bauman	2	0	2	0	0-0	0	0	0

2005 STATISTICS

RECORD: 11-5-0

HEAD COACH: MARVIN LEWIS

(BENGALS WON AFC NORTH DIVISION; SEE POSTSEASON PORTION OF TEAM HISTORY SECTION FOR POSTSEASON STATS)

DATE	W-L	SCORE	OPPONENT	ATTENDANCE
9-11-05	W	27-13	at Cleveland	73,013
9-18-05	W	37-8	MINNESOTA	65,763
9-25-05	W	24-7	at Chicago	62,045
10-2-05	W	16-10	HOUSTON	65,714
10-9-05	L	20-23	at Jacksonville	66,137
10-16-05	W	31-23	at Tennessee	69,149
10-23-05	L	13-27	PITTSBURGH	66,104
10-30-05	W	21-14	GREEN BAY	65,940
11-6-05	W	21-9	at Baltimore	70,540
11-13-05	— BYE —			
11-20-05	L	37-45	INDIANAPOLIS	65,995
11-27-05	W	42-29	BALTIMORE	65,680
12-4-05	W	38-31	at Pittsburgh	63,044
12-11-05	W	23-20	CLEVELAND	65,788
12-18-05	W	41-17	at Detroit	61,749
12-24-05	L	27-37	BUFFALO	65,485
1-1-06	L	3-37	at Kansas City	77,211

TEAM STATISTICS		BENGALS	OPPONENTS
TOTAL FIRST DOWNS		342	321
Rushing		109	109
Passing		203	185
Penalty		30	27
3rd Down: Made-Att		84-196	81-190
3rd Down Pct.		42.9	42.6
4th Down: Made-Att		3-10	6-14
4th Down Pct.		30.0	42.9
POSSESSION AVG.		30:52	29:09
TOTAL NET YARDS		5730	5419
Avg. Per Game		358.1	338.7
Total Plays		1018	976
Avg. Per Play		5.6	5.6
NET YARDS RUSHING		1910	1850
Avg. Per Game		119.4	115.6
Total Rushes		459	429
NET YARDS PASSING		3820	3569
Avg. Per Game		238.8	223.1
Sacked-Yards Lost		21-115	28-180
Gross Yards		3935	3749
Att.-Completions		538-362	519-324
Completion Pct.		67.3	62.4
Had Intercepted		14	31
PUNTS-AVG.		61-42.5	50-42.1
Net Punting Avg.		35.6	37.4
PENALTIES-YARDS		110-920	110-985
FUMBLES-BALLS LOST		18-6	31-13
TOUCHDOWNS		48	39
Rushing		15	16
Passing		32	21
Returns		1	2

SCORE BY PERIODS	1	2	3	4	OT	PTS
BENGALS	84	147	98	92	0	421
OPPONENTS	60	102	89	99	0	350

SCORING	TD	TD-R	TD-P	TD-Rt	K-PAT	FG	S	PTS
Shayne Graham	0	0	0	0	47-47	28-32	0	131
Rudi Johnson	12	12	0	0	—	—	0	72
Chad Johnson	9	0	9	0	—	—	0	54
T.J. Houshmandzadeh	8	1	7	0	—	—	0	48
Chris Henry	6	0	6	0	—	—	0	36
Jeremi Johnson	3	0	3	0	—	—	0	18
Chris Perry	2	0	2	0	—	—	0	12
Tab Perry	2	1	1	0	—	—	0	12
Matt Schobel	1	0	1	0	—	—	0	6
Reggie Kelly	1	0	1	0	—	—	0	6
Carson Palmer	1	1	0	0	—	—	0	6
Odell Thurman	1	0	0	1	—	—	0	6
Kevin Walter	1	0	1	0	—	—	0	6
Kelley Washington	1	0	1	0	—	—	0	6
BENGALS	48	15	32	1	47-47	28-32	0	421
OPPONENTS	39	16	21	2	37-37	25-28	0	350

Two-point conversions: Matt Schobel. BENGALS 1-1, OPPONENTS 2-2.

PASSING	ATT	CMP	YDS	CMP%	YDS/ATT	TD	TD%	INT	INT%	LG	SKD-YDS	RAT
Carson Palmer	509	345	3836	67.8	7.54	32	6.3	12	2.4	70t	19-105	101.1
Jon Kitna	29	17	99	58.6	3.41	0	0.0	2	6.9	16	2-10	36.4
BENGALS	538	362	3935	67.3	7.31	32	5.9	14	2.6	70t	21-115	97.6
OPPONENTS	519	324	3749	62.4	7.22	21	4.0	31	6.0	68t	28-180	72.8

RUSHING	ATT	YDS	AVG	LG	TD
Rudi Johnson	337	1458	4.3	33	12
Chris Perry	61	279	4.6	30	0
T.J. Houshmandzadeh	8	62	7.8	17	1
Carson Palmer	34	41	1.2	14	1
Chad Johnson	5	33	6.6	11	0
Jeremi Johnson	8	14	1.8	5	0
Jon Kitna	2	14	7.0	11	0
Tab Perry	3	9	3.0	7	1
Nick Luchey	1	0	0.0	0	0
BENGALS	459	1910	4.2	33	15
OPPONENTS	429	1850	4.3	49t	16

RECEIVING	REC	YDS	AVG	LG	TD
Chad Johnson	97	1432	14.8	70t	9
T.J. Houshmandzadeh	78	956	12.3	43t	7
Chris Perry	51	328	6.4	28	2
Chris Henry	31	422	13.6	47	6
Rudi Johnson	23	90	3.9	15	0
Kevin Walter	19	211	11.1	33	1
Reggie Kelly	18	193	10.7	28	1
Jeremi Johnson	15	90	6.0	16	1
Kelley Washington	12	65	5.4	27t	3
Tony Stewart	10	101	10.1	18t	1
Tab Perry	4	26	6.5	10	0
Tab Perry	4	21	5.3	13	1
BENGALS	362	3935	10.9	70t	32
OPPONENTS	324	3749	11.6	68t	21

INTERCEPTIONS	NO	YDS	AVG	LG	TD
Deltha O'Neal	10	103	10.3	37	0
Odell Thurman	5	59	11.8	30t	1
Tory James	5	5	1.0	5	0
Keiwan Ratliff	3	52	17.3	35	0
Kevin Kaesviharn	3	9	3.0	6	0
Brian Simmons	2	15	7.5	16	0
Ifeanyi Ohalette	1	15	15.0	15	0
Madieu Williams	1	2	2.0	2	0
John Thornton	1	0	0.0	0	0
BENGALS	31	260	8.4	37	1
OPPONENTS	14	247	17.6	55	1

PUNTING	NO	YDS	AVG	NET	TB	IN-20	LG	BLK
Kyle Larson	60	2591	43.2	35.6	8	13	75	1
BENGALS	61	2591	42.5	35.6	8	13	75	1
OPPONENTS	50	2106	42.1	37.4	4	18	56	0

PUNT RETURNS	NO	FC	YDS	AVG	LG	TD
Keiwan Ratliff	28	14	157	5.6	13	0
BENGALS	28	14	157	5.6	13	0
OPPONENTS	32	7	260	8.1	27	0

KICKOFF RETURNS	NO	YDS	AVG	LG	TD
Tab Perry	64	1562	24.4	94	0
Matt Schobel	2	4	2.0	4	0
Deltha O'Neal	1	14	14.0	14	0
BENGALS	67	1580	23.6	94	0
OPPONENTS	85	1787	21.0	99t	1

FIELD GOALS	1-19	20-29	30-39	40-49	50+
Shayne Graham	0-0	11-11	10-11	7-9	0-1
BENGALS	0-0	11-11	10-11	7-9	0-1
OPPONENTS	1-1	12-12	7-8	3-4	2-3

Shayne Graham: (32G, 23G), (40G, 29G, 30G), (33G), (24G, 42N, 27G, 46G), (31G, 48G), (52N, 21G), (30N, 26G, 39G), (—), (48N), (43G, 41G, 44G), (26G, 31G), (30G), (21G, 27G, 37G), (28G, 33G), (31G, 27G), (49G).

Opponents: (29G, 34G), (—), (39N), (28G), (32G, 51G, 53G), (24G, 29G, 47G), (27G, 39G), (—), (34G, 32G, 31G), (19G), (54N), (23G), (41G, 29G), (45G), (21G, 24G, 48N, 22G), (39G, 24G, 23G).

USUAL STARTERS

OFFENSE		DEFENSE	
WR	Chad Johnson	LDE	Justin Smith
LOT	Levi Jones	RDT	Bryan Robinson, Shaun Smith
LG	Eric Steinbach	RDE	John Thornton
C	Rich Braham	RDE	Robert Geathers
RG	Bobbie Williams	SLB	Landon Johnson, David Pollack
ROT	Willie Anderson	MLB	Odell Thurman
TE	Reggie Kelly	WLB	Brian Simmons
WR	T.J. Houshmandzadeh	LCB	Deltha O'Neal
QB	Carson Palmer	RCB	Tory James
HB	Rudi Johnson	SS	Ifeanyi Ohalette
FB	Jeremi Johnson	FS	Kevin Kaesviharn

DEFENSE*

ST	AT	TT	SKS-YDS	INT-YDS	PD	FF	FR-YDS	
Odell Thurman	68	37	105	1.5-13	5-59	9	4	0-0
Kevin Kaesviharn	63	24	87	1-6	3-9	8	0	3-0
Brian Simmons	52	32	84	4-29	2-15	7	3	0-0
Landon Johnson	58	24	82	0-0	0-0	2	1	0-0
Justin Smith	45	21	66	6-24	0-0	2	1	1-0
Deltha O'Neal	56	9	65	0-0	10-103	20	0	1-26
Tory James	49	8	57	0-0	5.5	14	1	1-26
Ifeanyi Ohalette	36	15	51	0-0	1-15	2	0	0-0
Keiwan Ratliff	37	6	43	0-0	3-52	3	1	1-0
John Thornton	24	18	42	2-14	1-0	1	2	1-0
Robert Geathers	25	9	34	3-20	0-0	1	1	0-0
David Pollack	22	6	28	4.5-34	0-0	1	0	1-6
Shaun Smith	18	8	26	0-0	0-0	0	0	0-0
Madieu Williams	16	5	21	0-0	1-2	3	0	0-0
Anthony Mitchell	17	2	19	1-4	0-0	0	0	0-0
Bryan Robinson	9	9	18	0-0	0-0	0	0	0-0
Carl Powell	9	4	13	1-4	0-0	1	0	0-0
Duane Clemons	10	2	12	2-12	0-0	1	0	1-0
Rashad Bauman	8	0	8	0-0	0-0	1	0	0-0
Caleb Miller	6	1	7	0-0	0-0	0	0	1-0
Matthias Askew	2	2	4	0-0	0-0	0	1	0-0
Jonathan Fanene	2	1	3	0-0	0-0	0	0	0-0
Patrick Body	1	0	1	0-0	0-0	0	0	0-0
Hannibal Navies	1	0	1	0-0	0-0	0	0	0-0
(team)	—	—	—	2-20	—	—	—	—

SPECIAL TEAMS*

ST	AT	TT	FF	FR-YDS	BP	BFG	BXP	
Marcus Wilkins	11	5	16	1	0-0	0	0	0
Kevin Walter	10	6	16	0	0-0	0	0	0
Tab Perry	10	2	12	1	1-0	0	0	0
Shayne Graham	7	4	11	0	0-0	0	0	0

2006 STATISTICS

RECORD: 8-8-0

HEAD COACH: MARVIN LEWIS

DATE	W-L	SCORE	OPPONENT	ATTENDANCE
9-10-06	W	23-10	at Kansas City	77,956
9-17-06	W	34-17	CLEVELAND	66,072
9-24-06	W	28-20	at Pittsburgh	64,922
10-1-06	L	13-38	NEW ENGLAND	66,035
10-8-06			— BYE —	
10-15-06	L	13-14	at Tampa Bay	65,732
10-22-06	W	17-14	CAROLINA	65,964
10-29-06	L	27-29	ATLANTA	65,978
11-5-06	L	20-26	at Baltimore	70,792
11-12-06	L	41-49	SAN DIEGO	65,917
11-19-06	W	31-16	at New Orleans	68,001
11-26-06	W	30-0	at Cleveland	72,926
11-30-06	W	13-7	BALTIMORE	65,973
12-10-06	W	27-10	OAKLAND	65,882
12-18-06	L	16-34	at Indianapolis	57,292
12-24-06	L	23-24	at Denver	75,759
12-31-06	L	17-23 (OT)	PITTSBURGH	66,049

TEAM STATISTICS

	BENGALS	OPPONENTS
TOTAL FIRST DOWNS	313	337
Rushing	88	109
Passing	200	206
Penalty	25	22
3rd Down: Made-Att	72-201	88-211
3rd Down Pct.	35.8	41.7
4th Down: Made-Att	6-9	11-21
4th Down Pct.	66.7	52.4
POSSESSION AVG.	28:34	31:26
TOTAL NET YARDS	5462	5681
Avg. Per Game	341.4	355.1
Total Plays	994	1038
Avg. Per Play	5.5	5.5
NET YARDS RUSHING	1629	1863
Avg. Per Game	101.8	116.4
Total Rushes	435	448
NET YARDS PASSING	3833	3818
Avg. Per Game	239.6	238.6
Sacked-Yards Lost	36-233	35-211
Gross Yards	4066	4029
Att.-Completions	523-327	555-349
Completion Pct.	62.5	62.9
Had Intercepted	13	19
PUNTS-AVG.	77-44.5	72-43.5
Net Punting Avg.	38.6	37.4
PENALTIES-YARDS	92-717	97-836
FUMBLES-BALLS LOST	25-11	24-12
TOUCHDOWNS	43	40
Rushing	14	15
Passing	28	24
Returns	1	1

SCORE BY PERIODS

	1	2	3	4	OT	PTS
BENGALS	86	111	58	118	0	373
OPPONENTS	50	76	85	114	6	331

SCORING

	TD	TD-R	TD-P	TD-R	K-PAT	FG	S	PTS
Shayne Graham	0	0	0	0	40-42	25-30	0	115
Rudi Johnson	12	12	0	0	—	—	0	72
Chris Henry	9	0	9	0	—	—	0	54
T.J. Houshmandzadeh	9	0	9	0	—	—	0	54
Chad Johnson	7	0	7	0	—	—	0	42
Jeremi Johnson	1	1	0	0	—	—	0	6
Reggie Kelly	1	0	1	0	—	—	0	6
Ethan Kilmer	1	0	0	1	—	—	0	6
Tony Stewart	1	0	1	0	—	—	0	6
Kelley Washington	1	0	1	0	—	—	0	6
Kenny Watson	1	1	0	0	—	—	0	6
BENGALS	43	14	28	1	40-42	25-30	0	373
OPPONENTS	40	15	24	1	37-38	18-25	0	331

Two-point conversions: None. BENGALS 0-1, OPPONENTS 0-1.

RUSHING

	ATT	YDS	AVG	LG	TD
Rudi Johnson	341	1309	3.8	22t	12
Kenny Watson	25	138	5.5	18	1
Chris Perry	10	57	5.7	18	0
Jeremi Johnson	15	56	3.7	15	1
Carson Palmer	26	37	1.4	11	0
Chad Johnson	6	24	4.0	8	0
Reggie McNeal	1	8	8.0	8	0
T.J. Houshmandzadeh	3	6	2.0	13	0
Tab Perry	2	4	2.0	2	0
Quincy Wilson	2	2	1.0	5	0
Anthony Wright	4	-12	-3.0	-1	0
BENGALS	435	1629	3.7	22t	14
OPPONENTS	448	1863	4.2	41	15

RECEIVING

	REC	YDS	AVG	LG	TD
T.J. Houshmandzadeh	90	1081	12.0	40t	9
Chad Johnson	87	1369	15.7	74t	7
Chris Henry	36	605	16.8	71	9
Kenny Watson	23	213	9.3	46	0
Rudi Johnson	23	124	5.4	18	0
Reggie Kelly	21	254	12.1	32	1
Tony Stewart	14	120	8.6	26	1
Kelley Washington	9	115	12.8	22t	1
Chris Perry	9	42	4.7	12	0
Jeremi Johnson	6	37	6.2	17	0
Tab Perry	5	81	16.2	30	0
Antonio Chatman	3	22	7.3	10	0
Glenn Holt	1	3	3.0	3	0
BENGALS	327	4066	12.4	74t	28
OPPONENTS	349	4029	11.5	75	24

INTERCEPTIONS

	NO	YDS	AVG	LG	TD
Kevin Kaesviharn	6	24	4.0	22	0
Tory James	4	44	11.0	28	0
Madieu Williams	3	33	11.0	25	0
Brian Simmons	2	5	2.5	5	0
Ethan Kilmer	1	52	52.0	52t	1
Dexter Jackson	1	46	46.0	46	0
Deltha O'Neal	1	42	42.0	42	0
Landon Johnson	1	2	2.0	2	0
BENGALS	19	248	13.1	52t	1
OPPONENTS	13	180	13.8	49t	1

PUNTING

	NO	YDS	AVG	NET	TB	IN-20	LG	BLK
Kyle Larson	77	3428	44.5	38.6	11	26	67	0
BENGALS	77	3428	44.5	38.6	11	26	67	0
OPPONENTS	72	3131	43.5	37.4	10	22	65	0

PUNT RETURNS

	NO	FC	YDS	AVG	LG	TD
Keiwan Ratliff	27	9	176	6.5	38	0
Antonio Chatman	8	3	53	6.6	19	0
Deltha O'Neal	1	2	10	10.0	10	0
BENGALS	36	14	239	6.6	38	0
OPPONENTS	42	9	236	5.6	43	0

KICKOFF RETURNS

	NO	YDS	AVG	LG	TD
Chris Perry	21	412	19.6	36	0
Glenn Holt	17	419	24.6	38	0
Kenny Watson	10	198	19.8	34	0
Antonio Chatman	4	93	23.3	31	0
Tab Perry	4	69	17.3	34	0
Reggie Kelly	2	8	4.0	8	0
Tony Stewart	1	10	10.0	10	0
Keiwan Ratliff	0	0	—	—	0
BENGALS	59	1209	20.5	38	0
OPPONENTS	70	1472	21.0	49	0

FIELD GOALS

	1-19	20-29	30-39	40-49	50+
Shayne Graham	0-0	9-9	8-9	6-8	2-4
BENGALS	0-0	9-9	8-9	6-8	2-4
OPPONENTS	0-0	5-6	9-9	4-8	0-2

Shayne Graham: (37G, 42G, 36G), (44N, 37G, 37G), (—), (40G, 45G), (37G, 47G, 62N), (23G), (51G, 26G), (51G, 31G), (51N, 21G, 44G), (21G), (24G), (23G, 27G, 46N), (—), (27G, 30G, 28G), (46G), (34G, 39N).

Opponents: (29G, 51N), (30G), (48B, 37G, 36G), (48N, 24G), (43N), (—), (42G, 40G, 39G), (43G, 25G, 36G, 35G), (—), (24G), (48N), (29N), (51N, 33G), (30G, 44G), (24G), (35G).

PASSING

	ATT	CMP	YDS	CMP%	YDS/ATT	TD	TD%	INT	INT%	LG	SKD-YDS	RAT
Carson Palmer	520	324	4035	62.3	7.76	28	5.4	13	2.5	74t	36-233	93.9
Anthony Wright	3	3	31	100.0	10.33	0	0.0	0	0.0	22	0-0	109.7
BENGALS	523	327	4066	62.5	7.77	28	5.4	13	2.5	74t	36-233	94.1
OPPONENTS	555	349	4029	62.9	7.26	24	4.3	19	3.4	75	35-211	84.9

USUAL STARTERS

OFFENSE		DEFENSE	
WR	Chad Johnson	LDE	Bryan Robinson
LOT	Andrew Whitworth	LDT	Sam Adams
	Levi Jones	RDT	John Thornton
LG	Eric Steinbach	RDE	Justin Smith
C	Eric Ghiaciuc	SLB	Rashad Jeanty
RG	Bobbie Williams	MLB	Brian Simmons
ROT	Willie Anderson		Ahmad Brooks,
TE	Reggie Kelly		Caleb Miller
WR	T.J. Houshmandzadeh	WLB	Landon Johnson
QB	Carson Palmer	LCB	Johnathan Joseph,
HB	Rudi Johnson		Deltha O'Neal
FB	Jeremi Johnson	RCB	Tory James
		SS	Dexter Jackson,
		FS	Kevin Kaesviharn
			Madieu Williams

DEFENSE*

	ST	AT	TT	SKS-YDS	INT-YDS	PD	FF	FR-YDS
Landon Johnson	73	34	107	0.5-4	1-2	5	3	0-0
Caleb Miller	61	30	91	1-7	0-0	3	1	1-0
Madieu Williams	63	19	82	0-0	3-33	13	1	0-0
Justin Smith	49	31	80	7.5-50.5	0-0	3	1	2-0
Brian Simmons	34	27	61	0-0	2.5	5	1	1-0
Kevin Kaesviharn	46	14	60	4-23	6-24	9	1	0-0
Johnathan Joseph	45	12	57	0-0	0-0	20	0	1-0
Dexter Jackson	39	16	55	1-4	1-46	4	0	1-0
Rashad Jeanty	35	20	55	0-0	0-0	2	1	0-0
Tory James	34	9	43	0-0	4-44	14	0	0-0
John Thornton	28	15	43	2-13	0-0	3	1	1-0
Domata Peko	21	22	43	2.5-19	0-0	0	1	0-0
Bryan Robinson	29	13	42	3-14	0-0	2	1	0-0
Robert Geathers	28	14	42	10.5-62.5	0-0	0	0	0-0
Deltha O'Neal	30	7	37	0-0	1-42	10	0	1-0
Ahmad Brooks	20	9	29	1-6	0-0	2	0	0-0
Keiwan Ratliff	13	4	17	0-0	0-0	2	0	0-0
Sam Adams	10	4	14	2-8	0-0	0	0	0-0
Shaun Smith	6	4	10	0-0	0-0	1	0	0-0
Jonathan Fanene	4	0	4	0-0	0-0	0	0	0-0
Herana-Daze Jones	2	2	4	0-0	0-0	0	0	0-0
Andre Frazier	2	1	3	0-0	0-0	1	0	0-0
Ethan Kilmer	2	1	3	0-0	1-52	1	0	0-0
Marcus Wilkins	1	0	1	0-0	0-0	0	0	0-0
David Pollack	0	1	1	0-0	0-0	0	0	0-0

SPECIAL TEAMS*

	ST	AT	TT	FF	FR-YDS	BP	BFG	BXP
Herana-Daze Jones	12	6	18	1	0-0	0	0	0
Ethan Kilmer	12	4	16	0	1-0	0	0	0
Tory Stewart	8	6	14	0	2-0	0	0	0
Marcus Wilkins	8	6	14	0	0-0	0	0	0
Kenny Watson	8	2	10	0	0-0	0	0	0
Andre Frazier	6	4	10	0	0-0	0	0	0
Caleb Miller	5	5	10	0	0-0	0	0	0
Madieu Williams	5	3	8	1	0-0	0	0	0
Landon Johnson	5	1	6	0	0-0	0	0	0
Rashad Jeanty	4	1	5	0	1-0	0	0	0
John Busing	3	1	4	0	0-0	0	0	0
Kevin Kaesviharn	3	1	4	0	0-0	0	0	0
Tab Perry	2	0	2	0	0-0	0	0	0
Kelley Washington	2	0	2	0	0-0	0	0	0
Ahmad Brooks	1	1	2	0	0-0	0	0	0
Glenn Holt	1	1	2	0	0-0	0	0	0
Keiwan Ratliff	1	1	2	0	0-0	0	0	

2007 STATISTICS

RECORD: 7-9-0

HEAD COACH: MARVIN LEWIS

DATE	W-L	SCORE	OPPONENT	ATTENDANCE
9-10-07	W	27-20	BALTIMORE	66,093
9-16-07	L	45-51	at Cleveland	72,801
9-23-07	L	21-24	at Seattle	68,110
10-1-07	L	13-34	NEW ENGLAND	66,113
10-7-07	L		— BYE —	
10-14-07	L	20-27	at Kansas City	76,846
10-21-07	W	38-31	N.Y. JETS	65,868
10-28-07	L	13-24	PITTSBURGH	66,188
11-4-07	L	21-33	at Buffalo	70,745
11-11-07	W	21-7	at Baltimore	71,130
11-18-07	L	27-35	ARIZONA	65,403
11-25-07	W	35-6	TENNESSEE	65,489
12-2-07	L	10-24	at Pittsburgh	58,842
12-9-07	W	19-10	ST. LOUIS	65,143
12-15-07	L	13-20	at San Francisco	68,053
12-23-07	W	19-14	CLEVELAND	66,023
12-30-07	W	38-25	at Miami	70,461

TEAM STATISTICS		BENGALS	OPPONENTS
TOTAL FIRST DOWNS		320	313
Rushing		81	98
Passing		213	200
Penalty		26	15
3rd Down: Made-Att		96-208	86-201
3rd Down Pct.		46.2	42.8
4th Down: Made-Att		4-12	9-17
4th Down Pct.		33.3	52.9
POSSESSION AVG.		29:26	30:34
TOTAL NET YARDS		5568	5580
Avg. Per Game		348.8	348.8
Total Plays		1008	1011
Avg. Per Play		5.5	5.5
NET YARDS RUSHING		1556	1893
Avg. Per Game		97.3	118.3
Total Rushes		416	449
NET YARDS PASSING		4012	3687
Avg. Per Game		250.8	230.4
Sacked-Yards Lost		17-119	22-128
Gross Yards		4131	3815
Att.-Completions		575-373	540-353
Completion Pct.		64.9	65.4
Had Intercepted		20	19
PUNTS-AVG.		59-41.3	58-39.7
Net Punting Avg.		35.2	36.7
PENALTY YARDS		90-670	88-712
FUMBLES-BALLS LOST		20-10	28-16
TOUCHDOWNS		41	44
Rushing		10	11
Passing		26	29
Returns		5	4

SCORE BY PERIODS		1	2	3	4	OT	PTS
BENGALS		78	109	90	103	0	380
OPPONENTS		64	146	68	107	0	385

SCORING		TD	TD-R	TD-P	TD-R	K-PAT	FG	S	PTS
Shayne Graham		0	0	0	0	37-37	31-34	0	130
T.J. Houshmandzadeh		12	0	12	0			0	72
Chad Johnson		8	0	8	0			0	48
Kenny Watson		7	7	0	0			0	42
Rudi Johnson		4	3	1	0			0	26
Chris Henry		2	0	2	0			0	12
Glenn Holt		2	0	1	1			0	12
Antonio Chatman		1	0	1	0			0	6
DeDe Dorsey		1	0	0	1			0	6
Jeremi Johnson		1	0	1	0			0	6
Landon Johnson		1	0	0	1			0	6
Johnathan Joseph		1	0	0	1			0	6
Chinedum Ndukwe		1	0	0	1			0	6
Lemar Marshall		0	0	0	0			1	2
Kyle Larson		0	0	0	0	0-1	0-0	0	0
BENGALS		41	10	26	5	37-38	31-34	1	380
OPPONENTS		44	11	29	4	42-42	25-27	0	385

Two-point conversions: Rudi Johnson. BENGALS 1-3, OPPONENTS 2-2.

Fumbles-balls lost: Carson Palmer 5-1, Glenn Holt 3-2, Rudi Johnson 3-2, Kenny Watson 3-2, T.J. Houshmandzadeh 2-1, Chad Johnson 2-1, Tab Perry 1-1, Alex Stepanovich 1-0. BENGALS 20-10, OPPONENTS 28-16.

PASSING		ATT	CMP	YDS	CMP%	YDS/ATT	TD	TD%	INT	INT%	LG	SKD-YDS	RAT
Carson Palmer		575	373	4131	64.9	7.18	26	4.5	20	3.5	70t	17-119	86.7
BENGALS		575	373	4131	64.9	7.18	26	4.5	20	3.5	70t	17-119	86.7
OPPONENTS		540	353	3815	65.4	7.06	29	5.4	19	3.5	73	22-128	89.2

RUSHING		ATT	YDS	AVG	LG	TD
Kenny Watson		178	763	4.3	24	7
Rudi Johnson		170	497	2.9	22	3
DeDe Dorsey		21	183	8.7	45	0
Chad Johnson		6	47	7.8	16	0
Jeremi Johnson		7	25	3.6	12	0
T.J. Houshmandzadeh		5	14	2.8	8	0
Carson Palmer		24	10	0.4	10	0
Tab Perry		1	9	9.0	9	0
Antonio Chatman		1	5	5.0	5	0
Glenn Holt		2	2	1.0	1	0
Skylar Green		1	1	1.0	1	0
BENGALS		416	1556	3.7	45	10
OPPONENTS		449	1893	4.2	66t	11

RECEIVING		REC	YDS	AVG	LG	TD
T.J. Houshmandzadeh		112	1143	10.2	42t	12
Chad Johnson		93	1440	15.5	70t	8
Kenny Watson		52	374	7.2	43	0
Chris Henry		21	343	16.3	52t	2
Reggie Kelly		20	211	10.6	26	0
Antonio Chatman		19	149	7.8	15	1
Glenn Holt		16	143	8.9	22	1
Rudi Johnson		13	110	8.5	33	1
Daniel Coats		12	122	10.2	25	0
Jeremi Johnson		6	32	5.3	14	1
DeDe Dorsey		4	19	4.8	17	0
Skylar Green		3	33	11.0	18	0
Tab Perry		1	7	7.0	7	0
Marcus Maxwell		1	5	5.0	5	0
BENGALS		373	4131	11.1	70t	26
OPPONENTS		353	3815	10.8	73	29

INTERCEPTIONS		NO	YDS	AVG	LG	TD
Leon Hall		5	16	3.2	12	0
Johnathan Joseph		4	76	19.0	42t	1
Chinedum Ndukwe		3	44	14.7	44	0
Madieu Williams		2	40	20.0	35	0
Dexter Jackson		2	7	3.5	7	0
Robert Geathers		1	30	30.0	30	0
Deltha O'Neal		1	7	7.0	7	0
Michael Myers		1	0	0.0	0	0
BENGALS		19	220	11.6	44	1
OPPONENTS		20	294	14.7	55t	3

PUNTING		NO	YDS	AVG	NET	TB	IN-20	LG	BLK
Kyle Larson		59	2437	41.3	35.2	3	21	55	0
BENGALS		59	2437	41.3	35.2	3	21	55	0
OPPONENTS		58	2302	39.7	36.7	2	20	58	1

PUNT RETURNS		NO	FC	YDS	AVG	LG	TD
Antonio Chatman		18	8	93	5.2	19	0
Skylar Green		9	10	38	4.2	9	0
BENGALS		27	18	131	4.9	19	0
OPPONENTS		33	10	299	9.1	63t	1

KICKOFF RETURNS		NO	YDS	AVG	LG	TD
Glenn Holt		59f	1432	24.3	100t	1
Tab Perry		7	145	20.7	26	0
Reggie Kelly		3f	38	12.7	15	0
Antonio Chatman		2	49	24.5	34	0
DeDe Dorsey		2	20	10.0	20	0
BENGALS		73	1684	23.1	100t	1
OPPONENTS		76	1732	22.8	85	0

FIELD GOALS		1-19	20-29	30-39	40-49	50+
Shayne Graham		1-1	11-12	13-13	6-7	0-1
BENGALS		1-1	11-12	13-13	6-7	0-1
OPPONENTS		1-1	11-11	9-9	3-4	1-2

Shayne Graham: (53N, 23G, 40G), (20G), (43G, 24G), (40G, 48G), (33G, 36G), (20G), (31G, 20G), (—), (34G, 19G, 22G, 35G, 35G, 21G, 33G), (41G, 38G), (26N), (43N, 24G), (27G, 38G, 32G, 46G), (24G, 35G), (29G, 38G), (30G).

Opponents: (36G, 23G), (39G, 39G, 18G), (23G), (31G, 36G), (32G, 20G), (24G, 35G, 43G), (40G), (23G, 21G, 29G, 38G), (—), (54N), (28G, 23G), (21G), (40N, 50G), (29G, 38G), (—), (49G).

USUAL STARTERS

OFFENSE		DEFENSE	
WR	Chad Johnson	LDE	Robert Geathers
LOT	Levi Jones	LDT	Domata Peko
LG	Andrew Whitworth	RDT	John Thornton
C	Eric Ghiaciuc	RDE	Justin Smith
RG	Bobbie Williams	SLB	Rashad Jeanty
ROT	Stacy Andrews, Willie Anderson	MLB	Landon Johnson, Anthony Schlegel
TE	Reggie Kelly	WLB	Dhani Jones, Landon Johnson
WR	T.J. Houshmandzadeh	LCB	Deltha O'Neal, Johnathan Joseph
QB	Carson Palmer	RCB	Leon Hall, Johnathan Joseph
HB	Rudi Johnson, Kenny Watson	SS	Dexter Jackson, Madieu Williams
FB	Jeremi Johnson	FS	

DEFENSE*	ST	AT	TT	SKS-YDS	INT-YDS	PD	FF	FR-YDS
Landon Johnson	66	38	104	1-8	0-0	4	0	2-34
Dhani Jones	56	30	86	1-2	0-0	3	2	0-0
Justin Smith	49	29	78	2-6	0-0	3	0	0-0
Dexter Jackson	43	28	71	0.5-3.5	2-7	3	1	2-19
Madieu Williams	57	13	70	2-4	2-4	7	1	1-2
Leon Hall	48	13	61	0-0	5-16	12	1	0-0
Johnathan Joseph	45	13	58	0-0	4-76	15	0	0-0
Deltha O'Neal	48	4	52	0-0	1-7	9	1	1-0
Domata Peko	36	16	52	1.5-3.5	0-0	1	0	1-0
Robert Geathers	25	22	47	3.5-26	1-30	3	1	1-0
Chinedum Ndukwe	27	8	35	2-15	3-44	6	1	1-54
Michael Myers	20	13	33	1-4	1-0	2	0	0-0
John Thornton	24	8	32	1-6	0-0	1	0	1-0
Rashad Jeanty	21	10	31	0-0	0-0	1	1	2-0
Anthony Schlegel	16	13	29	0-0	0-0	0	0	0-0
Bryan Robinson	13	7	20	1.5-11	0-0	2	1	0-0
Marvin White	10	3	13	0-0	0-0	4	0	0-0
Caleb Miller	7	1	8	0-0	0-0	3	0	0-0
Frostee Rucker	7	1	8	0-0	0-0	0	1	1-0
Lemar Marshall	5	2	7	1-6	0-0	1	1	0-0
Blue Adams	6	0	6	1-7	0-0	0	0	0-0
Ahmad Brooks	5	1	6	1-7	0-0	0	1	0-0
Jonathan Fanene	4	1	5	1-8	0-0	1	0	1-0
John Busing	3	1	4	0-0	0-0	0	0	0-0
Herana-Daze Jones	3	1	4	0-0	0-0	0	0	0-0
Corey Mays	0	3	3	0-0	0-0	1	0	0-0
David Jones	1	0	1	0-0	0-0	0	0	0-0
Keiwan Ratliff	1	0	1	0-0	0-0	0	0	0-0
(team)				1-11				—

SPECIAL TEAMS*	ST	AT	TT	FF	FR-YDS	BP	BFG	BXP
Herana-Daze Jones	13	2	15	0	0-0	0	0	0
Corey Mays	5	6	11	0	0-0	0	0	0
John Busing	7	3	10	0	0-0	0	0	0
Leon Hall	8	1	9	0	0-0	0	0	0
Blue Adams	7	2	9	0	0-0	0	0	0
Chinedum Ndukwe	7	2	9	2	0-0	0	0	0
Rashad Jeanty	5	2	7	1	0-0	0	0	0
Marvin White	5	2	7	0	1-0	0	0	0
Daniel Coats	6	0	6	0	0-0	0	0	0
Roy Manning	4	2	6	0	0-0	0	0	0
Landon Johnson	5	0	5	0	0-0	0	0	0
Johnathan Joseph	4	0	4	0	0-0	0	0	0
Caleb Miller	4	0	4	0	0-0	0	0	0

2008 STATISTICS

RECORD: 4-11-1

HEAD COACH: MARVIN LEWIS

Table with columns: DATE, W-L, SCORE, OPPONENT, ATTENDANCE. Lists game results for the 2008 season.

TEAM STATISTICS: BENGALS vs OPPONENTS. Compares various metrics like Total First Downs, Possession Avg, and Net Yards.

SCORE BY PERIODS: Table showing scores by quarter (1, 2, 3, 4, OT) and total points for BENGALS and OPPONENTS.

SCORING: TD, TD-R, TD-P, TD-R, K-PAT, FG, S, PTS. Lists individual player statistics for touchdowns, field goals, and points.

Two-point conversions: None. BENGALS 0-2, OPPONENTS 0-3.

Fumbles-lost: Ryan Fitzpatrick 11-5, Chris Perry 5-3, Eric Ghiaciu 4-0, Cedric Benson 2-1, Carson Palmer 2-0, Antonio Chatman 1-1, Glenn Holt 1-1, Ben Utecht 1-0. BENGALS 27-11, OPPONENTS 20-12.

PASSING: ATT, CMP, YDS, CMP%, YDS/ATT, TD, TD%, INT, INT%, LG, SKD-YDS, RAT. Compares passing statistics for BENGALS and OPPONENTS.

RUSHING: ATT, YDS, AVG, LG, TD. Lists rushing statistics for individual players and totals for BENGALS and OPPONENTS.

RECEIVING: REC, YDS, AVG, LG, TD. Lists receiving statistics for individual players and totals for BENGALS and OPPONENTS.

INTERCEPTIONS: NO, YDS, AVG, LG, TD. Lists interception statistics for individual players and totals for BENGALS and OPPONENTS.

PUNTING: NO, YDS, AVG, NET, TB, IN-20, LG, BLK. Lists punting statistics for individual players and totals for BENGALS and OPPONENTS.

PUNT RETURNS: NO, FC, YDS, AVG, LG, TD. Lists punt return statistics for individual players and totals for BENGALS and OPPONENTS.

KICKOFF RETURNS: NO, YDS, AVG, LG, TD. Lists kickoff return statistics for individual players and totals for BENGALS and OPPONENTS.

FIELD GOALS: 1-19, 20-29, 30-39, 40-49, 50+. Lists field goal statistics for individual players and totals for BENGALS and OPPONENTS.

Shayne Graham: (43G), (37N), (22G, 30G, 21G), (42G, 45G), (41G, 31G, 40G), (-), (-), (43G, 32G), (-), (20G, 41G, 47N), (26G), (21G), (19G), (32G, 45G), (48N), (38G, 30G, 43G).

Dave Rayner: (-), (-), (-), (-), (-), (-), (-), (26G), (-), (-), (-), (-), (-), (-), (-), (-), (-).

Opponents: (47N, 21G), (34G), (24G, 46G, 26G, 22G), (25G, 29G), (30G), (38G, 43G), (21G), (-), (52G, 26G), (42G, 27G), (37G, 38G), (27G, 21G), (-), (23G, 36G), (-), (-).

USUAL STARTERS

OFFENSE and DEFENSE: Lists starting players for WR, LG, C, RG, ROT, TE, WR, QB, HB, FB and LDE, LDT, RDT, RDE, SLB, MLB, WLB, LCB, RCB, SS, FS.

DEFENSE*: ST, AT, TT, SKS-YDS, INT-YDS, PD, FF, FR-YDS. Lists defensive statistics for various players.

SPECIAL TEAMS*: ST, AT, TT, FF, FR-YDS, BP, BFG, BXP. Lists statistics for special teams players.

MISCELLANEOUS DEFENSE*: ST, AT, TT, FF, FR-YDS. Lists miscellaneous defensive statistics for various players.

* NOTE: All defensive statistics above are press box statistics produced at the games.

2009 STATISTICS

RECORD: 10-6-0

HEAD COACH: MARVIN LEWIS

(BENGALS WON AFC NORTH DIVISION; SEE POSTSEASON PORTION OF TEAM HISTORY SECTION FOR POSTSEASON STATS)

DATE	W-L	SCORE	OPPONENT	ATTENDANCE
9-13-09	L	7-12	DENVER	62,831
9-20-09	W	31-24	at Green Bay	70,678
9-27-09	W	23-20	PITTSBURGH	64,538
10-4-09	W	23-20 (OT)	at Cleveland	69,844
10-11-09	W	17-14	at Baltimore	71,161
10-18-09	L	17-28	HOUSTON	64,019
10-25-09	W	45-10	CHICAGO	64,900
11-1-09			— BYE —	
11-8-09	W	17-7	BALTIMORE	64,313
11-15-09	W	18-12	at Pittsburgh	65,392
11-22-09	L	17-20	at Oakland	34,112
11-29-09	W	16-7	CLEVELAND	64,553
12-6-09	W	23-13	DETROIT	62,545
12-13-09	L	10-30	at Minnesota	63,854
12-20-09	L	24-27	at San Diego	68,889
12-27-09	W	17-10	KANSAS CITY	64,333
1-3-10	L	0-37	at N.Y. Jets	79,106

TEAM STATISTICS	BENGALS	OPPONENTS
TOTAL FIRST DOWNS	295	276
Rushing	109	95
Passing	159	165
Penalty	27	16
3rd Down: Made-Att	93-229	81-210
3rd Down Pct.	40.6	38.6
4th Down: Made-Att	10-14	7-15
4th Down Pct.	71.4	46.7
POSSESSION AVG.	31:59	28:01
TOTAL NET YARDS	4946	4822
Avg. Per Game	309.1	301.4
Total Plays	1011	980
Avg. Per Play	4.9	4.9
NET YARDS RUSHING	2056	1573
Avg. Per Game	128.5	98.3
Total Rushes	505	399
NET YARDS PASSING	2890	3249
Avg. Per Game	180.6	203.1
Sacked-Yards Lost	29-244	34-237
Gross Yards	3134	3486
Att.-Completions	477-286	547-318
Completion Pct.	60.0	58.1
Had Intercepted	13	19
PUNTS-AVG.	86-43.2	83-43.9
Net Punting Avg.	36.3	35.3
PENALTIES-YARDS	114-863	99-767
FUMBLES-BALLS LOST	24-12	17-6
TOUCHDOWNS	34	32
Rushing	9	12
Passing	21	18
Returns	4	2

SCORE BY PERIODS	1	2	3	4	OT	PTS
BENGALS	61	118	49	74	3	305
OPPONENTS	55	96	61	79	0	291

SCORING	TD	TD-R	TD-P	TD-Rt	K-PAT	FG	S	PTS
Shayne Graham	0	0	0	0	28-29	23-28	0	97
Chad Johnson	9	0	9	0	—	—	0	54
Cedric Benson	6	6	0	0	—	—	0	36
Laveranues Coles	5	0	5	0	—	—	0	30
Carson Palmer	3	3	0	0	—	—	0	20
Andre Caldwell	3	0	3	0	—	—	0	18
J.P. Foschi	2	0	2	0	—	—	0	12
Chris Henry	2	0	2	0	—	—	0	12
Jonathan Fanene	1	0	0	1	—	—	0	6
Robert Geathers	1	0	0	1	—	—	0	6
Johnathan Joseph	1	0	0	1	—	—	0	6
Bernard Scott	1	0	0	1	—	—	0	6
Brian Leonard	0	0	0	0	—	—	0	2
BENGALS	34	9	21	4	28-29	23-28	0	305
OPPONENTS	32	12	18	2	30-30	23-29	0	291

Two-point conversions: Brian Leonard, Carson Palmer.
BENGALS 2-5, OPPONENTS 0-2.

Fumbles-lost: Carson Palmer 6-2, Andre Caldwell 4-2, Chad Johnson 2-2, J.T. O'Sullivan 2-2, Daniel Coats 2-1, Quan Cosby 2-0, J.P. Foschi 1-1, Jeremi Johnson 1-1, Brian Leonard 1-1, Cedric Benson 1-0, Kevin Huber 1-0, Bernard Scott 1-0. BENGALS 24-12, OPPONENTS 17-6.

PASSING	ATT	CMP	YDS	CMP%	YDS/ATT	TD	TD%	INT	INT%	LG	SKD-YDS	RAT
Carson Palmer	466	282	3094	60.5	6.64	21	4.5	13	2.8	73	26-213	83.6
J.T. O'Sullivan	11	4	40	36.4	3.64	0	0.0	0	0.0	16	3-31	47.5
BENGALS	477	286	3134	60.0	6.57	21	4.4	13	2.7	73	29-244	82.7
OPPONENTS	547	318	3486	58.1	6.37	18	3.3	19	3.5	87	34-237	73.6

RUSHING	ATT	YDS	AVG	LG	TD
Cedric Benson	301	1251	4.2	42	6
Bernard Scott	74	321	4.3	61	0
Larry Johnson	46	204	4.4	27	0
Carson Palmer	39	93	2.4	15	3
Brian Leonard	27	84	3.1	11	0
Chad Johnson	3	32	10.7	26	0
Andre Caldwell	3	22	7.3	15	0
Chris Crocker	1	21	21.0	21	0
J.T. O'Sullivan	3	12	4.0	6	0
Laveranues Coles	2	10	5.0	8	0
Jeremi Johnson	4	8	2.0	4	0
Kevin Huber	1	0	0.0	0	0
Quan Cosby	1	-2	-2.0	-2	0
BENGALS	505	2056	4.1	61	9
OPPONENTS	399	1573	3.9	57	12

RECEIVING	REC	YDS	AVG	LG	TD
Chad Johnson	72	1047	14.5	50	9
Andre Caldwell	51	432	8.5	24	3
Laveranues Coles	43	514	12.0	40	5
Brian Leonard	30	217	7.2	18	0
J.P. Foschi	27	260	9.6	27	2
Cedric Benson	17	111	6.5	19	0
Daniel Coats	16	150	9.4	23	0
Chris Henry	12	236	19.7	73	2
Jeremi Johnson	6	41	6.8	9	0
Bernard Scott	5	67	13.4	23	0
Quan Cosby	4	55	13.8	23	0
Larry Johnson	3	4	1.3	6	0
BENGALS	286	3134	11.0	73	21
OPPONENTS	318	3486	11.0	87	18

INTERCEPTIONS	NO	YDS	AVG	LG	TD
Johnathan Joseph	6	92	15.3	32	1
Leon Hall	6	47	7.8	26	0
Chris Crocker	2	38	19.0	20	0
Jonathan Fanene	1	45	45.0	45	1
Frostee Rucker	1	26	26.0	26	0
Chinedum Ndukwe	1	9	9.0	9	0
Tom Nelson	1	2	2.0	2	0
Keith Rivers	1	0	0.0	0	0
BENGALS	19	259	13.6	45	2
OPPONENTS	13	184	14.2	52	2

PUNTING	NO	YDS	AVG	NET	TB	IN-20	LG	BLK
Kevin Huber	86	3713	43.2	36.3	10	24	61	0
BENGALS	86	3713	43.2	36.3	10	24	61	0
OPPONENTS	83	3641	43.9	35.3	12	25	66	0

PUNT RETURNS	NO	FC	YDS	AVG	LG	TD
Quan Cosby	40	19	474	11.9	60	0
BENGALS	40	19	474	11.9	60	0
OPPONENTS	39	15	393	10.1	50	0

KICKOFF RETURNS	NO	YDS	AVG	LG	TD
Andre Caldwell	29	539	18.6	39	0
Bernard Scott	16	504	31.5	96	1
Quan Cosby	13	239	18.4	31	0
Brian Leonard	2	38	19.0	24	0
Laveranues Coles	1	14	14.0	14	0
Leon Hall	1	22	22.0	22	0
Daniel Coats	0	0	—	—	0
BENGALS	62	1356	21.9	96	1
OPPONENTS	58	1289	22.2	58	0

FIELD GOALS	1-19	20-29	30-39	40-49	50+
Shayne Graham	0-0	10-11	8-10	3-3	2-4
BENGALS	0-0	10-11	8-10	3-3	2-4
OPPONENTS	1-1	6-7	8-9	5-5	3-7

Shayne Graham: (—), (40G), (34G, 52N), (23B, 31G), (32B, 32G), (50G), (29G), (23G), (51N, 23G, 32G, 32G, 43G), (37N, 25G), (37G, 53G, 28G), (44G, 39G, 23G), (22G), (26G, 25G, 34G), (29G), (—).
Opponents: (48G, 50G), (55N, 45G), (19G, 24G, 52N), (26G, 31G), (—), (28B), (22G), (38N), (28G, 33G, 35G, 34G), (57N, 52G, 33G), (—), (55N), (41G, 23G, 44G), (33G, 52G), (30G), (20G, 39G, 40G).

USUAL STARTERS

OFFENSE		DEFENSE	
WR	Chad Johnson	LDE	Robert Geathers
LOT	Andrew Whitworth	LDT	Domata Peko
LG	Nate Livings, Evan Mathis	RDT	Tank Johnson
C	Kyle Cook	RDE	Jonathan Fanene, Antwan Odum
RG	Bobbie Williams	SLB	Rey Mauuluga
ROT	Dennis Roland, Anthony Collins	MLB	Dhani Jones
TE	Daniel Coats, J.P. Foschi	WLB	Keith Rivers
WR	Laveranues Coles	LCB	Johnathan Joseph
QB	Carson Palmer	RCB	Leon Hall
HB	Cedric Benson	SS	Chinedum Ndukwe
FB	Jeremi Johnson	FS	Chris Crocker

DEFENSE*	ST	AT	TT	SKS-YDS	INT-YDS	PD	FF	FR-YDS
Dhani Jones	77	36	113	3.5-26	0-0	4	1	2-0
Chinedum Ndukwe	60	25	85	2-18.5	1-9	5	0	0-0
Keith Rivers	45	26	71	1-8	1-0	2	0	0-0
Johnathan Joseph	58	11	69	0-0	6-92	20	1	0-0
Leon Hall	52	13	65	0-0	6-47	24	2	0-0
Rey Mauuluga	35	24	59	1-8	0-0	2	2	0-0
Chris Crocker	39	10	49	0-0	2-38	9	1	0-0
Brandon Johnson	31	16	47	1.5-11.5	0-0	4	0	1-0
Robert Geathers	21	15	36	3.5-28.5	0-0	3	1	2-113
Jonathan Fanene	18	18	36	6-33	1-45	2	0	0-0
Pat Sims	19	15	34	0.5-2.5	0-0	0	0	1-0
Tank Johnson	16	13	29	2-7	0-0	1	0	0-0
Roy Williams	17	9	26	0-0	0-0	2	0	0-0
Domata Peko	12	11	23	0-0	0-0	1	0	0-0
Tom Nelson	18	4	22	0-0	1-2	2	0	0-0
Morgan Trent	18	4	22	1-7	0-0	4	0	0-0
Antwan Odum	18	1	19	8.5-1	0-0	2	0	0-0
Frostee Rucker	7	6	13	1-10	1-26	2	0	0-0
Michael Johnson	7	5	12	3-26	0-0	5	0	0-0
Rashad Jeanty	1	9	0-0	0-0	0-0	0	0	0-0
Kyries Hebert	7	2	9	0-0	0-0	0	0	0-0
Shaun Smith	3	5	8	0-0	0-0	0	0	0-0
Orien Harris	5	2	7	0-0	0-0	0	0	0-0
David Jones	3	2	5	0-0	0-0	1	0	0-0
Abdul Hodge	2	3	5	0-0	0-0	0	0	0-0
Rico Murray	1	0	1	0-0	0-0	0	0	0-0
Geoffrey Pope	0	0	0	0-0	0-0	1	0	0-0

SPECIAL TEAMS*	ST	AT	TT	FF	FR-YDS	BP	BFG	BXP
Abdul Hodge	10	1	11	1	0-0	0	0	0
Brandon Johnson	9	2	11	0	0-0	0	0	0
Kyries Hebert	7	4	11	0	0-0	0	0	0
Rashad Jeanty	5	5	10	0	0-0	0	0	0
Brian Leonard	7	1	8	0	0-0	0	0	0
Dan Skuta	6	2	8	0	0-0	0	0	0
Leon Hall	6	0	6	0	0-0	0	0	0
David Jones	4	2	6	0	0-0	0	0	0
Maurice Purify	4	2	6	0	0-0	0	0	0
Morgan Trent	4	2	6	0	0-0	0	0	0
Michael Johnson	4	1	5	0	0-0	0	0	0
Rey Mauuluga	4	0	4	1	0-0	0	0	0
Chinedum Ndukwe	3	1	4	0	0-0	0	0	0
Quan Cosby	2	1	3	0	0-0	0	0	0
Tom Nelson	2	1	3	0	0-0	0	0	0
Shayne Graham	2	0	2	0	0-0	0	0	0
Kevin Huber	2	0	2	0	0-0	0	0	0
Bernard Scott	2	0	2	0	0-0	0	0	0
Roy Williams	2	0	2	0	0-0	0	0	0
Chris Crocker	1	1	2	0	0-0	0	0	0
Clark Harris	1	0	1	0	0-0	0	0	0

2010 STATISTICS

RECORD: 4-12-0

HEAD COACH: MARVIN LEWIS

DATE	W-L	SCORE	OPPONENT	ATTENDANCE
9-12-10	L	24-38	at New England	68,756
9-19-10	W	15-10	BALTIMORE	64,071
9-26-10	W	20-7	at Carolina	72,887
10-3-10	L	20-23	at Cleveland	66,731
10-10-10	L	21-24	TAMPA BAY	63,888
10-17-10			— BYE —	
10-24-10	L	32-39	at Atlanta	67,665
10-31-10	L	14-22	MIAMI	63,179
11-8-10	L	21-27	PITTSBURGH	65,626
11-14-10	L	17-23	at Indianapolis	67,404
11-21-10	L	31-49	BUFFALO	55,654
11-25-10	L	10-26	at N.Y. Jets	78,903
12-5-10	L	30-34	NEW ORLEANS	59,963
12-12-10	L	7-23	at Pittsburgh	57,501
12-19-10	W	19-17	CLEVELAND	56,342
12-26-10	W	34-20	SAN DIEGO	54,194
1-2-11	L	7-13	at Baltimore	71,088

TEAM STATISTICS		BENGALS	OPPONENTS
TOTAL FIRST DOWNS	317	290
Rushing	85	97
Passing	206	170
Penalty	26	23
3rd Down: Made-Att	87-224	75-198
3rd Down Pct.	38.8	37.9
4th Down: Made-Att	13-19	2-7
4th Down Pct.	68.4	28.6
POSSESSION AVG.	31:14	28:46
TOTAL NET YARDS	5289	5312
Avg. Per Game	330.6	332.0
Total Plays	1046	957
Avg. Per Play	5.1	5.6
NET YARDS RUSHING	1522	1843
Avg. Per Game	95.1	115.2
Total Rushes	428	416
NET YARDS PASSING	3767	3469
Avg. Per Game	235.4	216.8
Sacked-Yards Lost	28-221	27-179
Gross Yards	3988	3648
Att.-Completions	590-365	514-326
Completion Pct.	61.9	63.4
Had Intercepted	20	16
PUNTS-AVG.	72-41.6	76-41.3
Net Punting Avg.	38.2	36.6
PENALTIES-YARDS	90-725	95-776
FUMBLES-BALLS LOST	21-14	20-10
TOUCHDOWNS	36	44
Rushing	8	15
Passing	26	21
Returns	2	8

SCORE BY PERIODS	1	2	3	4	OT	PTS
BENGALS45	102	57	118	0	322
OPPONENTS63	113	93	126	0	395

SCORING	TD	TD-R	TD-P	TD-R	K-PAT	FG	S	PTS
Mike Nugent0	0	0	0	17-17	15-19	0	62
Terrell Owens9	0	9	0	—	—	0	54
Cedric Benson8	7	1	0	—	—	0	50
Clint Stitzer0	0	0	0	8-10	7-8	0	29
Jermaine Gresham4	0	4	0	—	—	0	26
Chad Johnson4	0	4	0	—	—	0	24
Jordan Shipley3	0	3	0	—	—	0	18
Jerome Simpson3	0	3	0	—	—	0	18
Aaron Pettrey0	0	0	0	5-5	2-4	0	11
Adam Jones1	0	0	1	—	—	0	6
Johnathan Joseph1	0	0	1	—	—	0	6
Brian Leonard1	0	1	0	—	—	0	6
Bernard Scott1	1	0	0	—	—	0	6
Andrew Whitworth1	0	1	0	—	—	0	6
BENGALS36	8	26	2	30-32	24-31	0	322
OPPONENTS44	15	21	8	43-43	28-33	1	395

Two-point conversions: Cedric Benson, Jermaine Gresham. BENGALS 2-4, OPPONENTS 1-1.

Fumbles-lost: Cedric Benson 7-5, Carson Palmer 7-3, Jerome Simpson 2-2, Jermaine Gresham 2-1, Andre Caldwell 1-1, Reggie Nelson 1-1, Bernard Scott 1-1. BENGALS 21-14, OPPONENTS 20-10.

RUSHING	ATT	YDS	AVG	LG	TD
Cedric Benson321	1111	3.5	26	7
Bernard Scott61	299	4.9	18	1
Brian Leonard9	61	6.8	42	0
Carson Palmer32	50	1.6	9	0
Jerome Simpson1	2	2.0	2	0
Cedric Peerman2	1	0.5	1	0
Chris Pressley1	0	0.0	0	0
Andre Caldwell1	-2	-2.0	-2	0
BENGALS428	1522	3.6	42	8
OPPONENTS416	1843	4.4	61	15

RECEIVING	REC	YDS	AVG	LG	TD
Terrell Owens72	983	13.7	78t	9
Chad Johnson67	831	12.4	42	4
Jordan Shipley52	600	11.5	64t	3
Jermaine Gresham52	471	9.1	27	4
Cedric Benson28	178	6.4	24	1
Andre Caldwell25	345	13.8	53	0
Jerome Simpson20	277	13.9	59t	3
Brian Leonard20	137	6.9	20	1
Bernard Scott11	60	5.5	25	0
Reggie Kelly10	42	4.2	9	0
Chase Coffman3	30	10.0	14	0
Quan Cosby2	16	8.0	11	0
Cedric Peerman1	11	11.0	11	0
Chris Pressley1	6	6.0	6	0
Andrew Whitworth1	1	1.0	1t	1
BENGALS365	3988	10.9	78t	26
OPPONENTS326	3648	11.2	54	21

INTERCEPTIONS	NO	YDS	AVG	LG	TD
Leon Hall4	19	4.8	22	0
Johnathan Joseph3	38	12.7	21t	1
Reggie Nelson2	63	31.5	56	0
Rey Maulaluga2	58	29.0	47	0
Brandon Johnson1	12	12.0	12	0
Adam Jones1	10	10.0	10	0
Chinedum Ndukwe1	0	0.0	0	0
Morgan Trent1	0	0.0	0	0
Roy Williams1	0	0.0	0	0
BENGALS16	200	12.5	56	1
OPPONENTS20	424	21.2	59t	5

PUNTING	NO	YDS	AVG	NET	TB	IN-20	LG	BLK
Kevin Huber71	2992	42.1	38.2	6	28	72	1
BENGALS72	2992	41.6	38.2	6	28	72	1
OPPONENTS76	3137	41.3	36.6	5	29	61	0

PUNT RETURNS	NO	FC	YDS	AVG	LG	TD
Quan Cosby30	21	225	7.5	20	0
Adam Jones5	0	33	6.6	27	0
Andre Caldwell1	0	0	0.0	0	0
BENGALS36	21	258	7.2	27	0
OPPONENTS26	14	124	4.8	20	0

KICKOFF RETURNS	NO	YDS	AVG	LG	TD
Bernard Scott56	1257	22.4	60	0
Adam Jones7	134	19.1	29	0
Andre Caldwell3	79	26.3	32	0
Quan Cosby3	44	14.7	18	0
Leon Hall1	29	29.0	29	0
Reggie Kelly1	8	8.0	8	0
BENGALS71	1551	21.8	60	0
OPPONENTS64	1504	23.5	97t	2

FIELD GOALS	1-19	20-29	30-39	40-49	50+
Mike Nugent0-0	5-5	7-7	1-3	2-4
Clint Stitzer0-0	4-5	2-2	1-1	0-0
Aaron Pettrey1-1	1-2	0-0	0-1	0-0
BENGALS1-1	10-12	9-9	2-5	2-4
OPPONENTS0-0	12-12	8-9	6-9	2-3

Mike Nugent: (54G), (36G, 30G, 46G, 38G, 25G), (33G, 50G), (24G, 44B, 25G), (31G, 35G), (20G, 53N, 33G), (—), (51N, 45N), (27G), (—), (—), (—), (—), (—), (—), (—).

Aaron Pettrey: (—), (—), (—), (—), (—), (—), (—), (—), (—), (19G, 43N), (27N, 28G), (—), (—), (—), (—), (—).

Clint Stitzer: (—), (—), (—), (—), (—), (—), (—), (—), (—), (—), (—), (29G, 23G, 47G), (—), (25G, 39G, 34G, 20G), (—), (29N).

Opponents: (32G, 47N, 56N), (38G), (—), (30G, 31G, 22G), (31G), (45G), (38G, 42G, 24G, 54G, 31G), (25G, 53G, 46N), (28G, 47G, 23G), (33N), (27G, 44N), (48G, 24G), (23G, 35G, 41G), (23G), (20G, 28G), (25G, 47G).

PASSING	ATT	CMP	YDS	CMP%	YDS/ATT	TD	TD%	INT	INT%	LG	SKD-YDS	RAT
Carson Palmer586	362	3970	61.8	6.77	26	4.4	20	3.4	78t	26-201	82.4
Jordan Palmer3	3	18	100.0	6.00	0	0.0	0	0.0	7	2-20	91.7
Chad Johnson1	0	0	0.0	0.00	0	0.0	0	0.0	—	0-0	39.6
BENGALS590	365	3988	61.9	6.76	26	4.4	20	3.4	78t	28-221	82.4
OPPONENTS514	326	3648	63.4	7.10	21	4.1	16	3.1	54	27-179	85.2

USUAL STARTERS

OFFENSE		DEFENSE	
WR	Chad Johnson	LDE	Robert Geathers
LOT	Andrew Whitworth	NT	Domata Peko
LG	Nate Livings	DT	Pat Sims
C	Kyle Cook		Tank Johnson
RG	Bobbie Williams	RDE	Michael Johnson
ROT	Dennis Roland	SLB	Rey Maulaluga
TE	Jermaine Gresham	MLB	Dhani Jones
TE	Reggie Kelly	WLB	Keith Rivers
WR	Terrell Owens	LCB	Johnathan Joseph
QB	Carson Palmer	RCB	Leon Hall
HB	Cedric Benson	SS	Roy Williams
		FS	Chris Crocker

DEFENSE*	ST	AT	TT	SKS-YDS	INT	PD	FF	FR-YDS
Dhani Jones86	39	125	1-9	0-0	2	1	0-0
Keith Rivers51	24	75	1-5	0-0	2	0	0-0
Rey Maulaluga44	31	75	1-10	2-58	2	0	0-0
Roy Williams37	21	58	1-3	1-0	1	0	3-1
Chinedum Ndukwe37	18	55	0-5.4	1-0	3	0	1-0
Reggie Nelson31	18	49	0-0	2-63	7	2	0-0
Johnathan Joseph37	5	42	0-0	3-38	8	0	0-0
Domata Peko24	18	42	0-5.4	0-0	1	0	0-0
Chris Crocker29	12	41	2-8	0-0	5	2	0-0
Leon Hall29	10	39	0-0	4-19	11	2	0-0
Michael Johnson25	9	34	2-5-10	0-0	4	0	0-0
Robert Geathers22	11	33	1-9	0-0	2	1	1-5
Brandon Johnson16	16	32	0-0-5.0	1-12	3	0	0-0
Pat Sims19	12	31	2-5-20	0-0	1	0	0-0
Carlos Dunlap19	5	24	9-5-77.5	0-0	3	0	1-0
Morgan Trent18	5	23	0-0	1-0	3	0	1-0
Frostee Rucker8	9	17	1-8	0-0	1	0	0-0
Geno Atkins10	6	16	3-11	0-0	1	0	0-0
Jonathan Wade12	2	14	0-0	0-0	2	0	0-0
Adam Jones11	3	14	0-0	1-10	3	1	1-59
Rico Murray11	1	12	0-0	0-0	3	0	0-0
Keiwan Ratliff6	6	12	0-0	0-0	0	0	0-0
Tank Johnson5	5	10	0-0	0-0	0	0	0-0
Tom Nelson4	2	6	0-0	0-0	0	0	0-0
Antwan Odum3	1	4	0-0	0-0	1	0	0-0
Clinton McDonald2	2	4	0-0	0-0	0	0	0-0
Brandon Ghee2	0	2	0-0	0-0	0	0	0-0
Fred Bennett1	0	1	0-0	0-0	0	0	0-0
Jonathan Faneno0	1	1	0-0	0-0	0	0	0-0
Rodrick Muckelroy0	1	1	0-0	0-0	0	0	0-0
Dan Skuta0	1	1	0-0	0-0	0	0	0-0

SPECIAL TEAMS*	ST	AT	TT	FF	FR-YDS	BP	BFG	BXP
Dan Skuta11	4	15	1	0-0	0	0	0
Quan Cosby6	3	9	0	0-0	0	0	0
Rodrick Muckelroy4	5	9	2	0-0	0	0	0
Brandon Ghee7	0	7	0	0-0	0	0	0
Reggie Nelson4	2	6	0	0-0	0	0	0

2011 STATISTICS

RECORD: 9-7-0

HEAD COACH: MARVIN LEWIS

(BENGALS WERE WILD CARD QUALIFIER; SEE POSTSEASON PORTION OF TEAM HISTORY SECTION FOR POSTSEASON STATS)

Table with 5 columns: DATE, W-L, SCORE, OPPONENT, ATTENDANCE. Lists game results from 9-11-11 to 1-1-12.

TEAM STATISTICS table comparing BENGALS and OPPONENTS across categories like Rushing, Passing, NET YARDS, etc.

SCORE BY PERIODS table showing scores in quarters and OT for BENGALS and OPPONENTS.

SCORING table listing individual player statistics for touchdowns, field goals, and points.

Two-point conversions: None. BENGALS 0-1 (0-0 R, 0-1 P), OPPONENTS 0-2 (0-1 R, 0-1 P).
Fumbles-lost: Cedric Benson 5-2, Andy Dalton 4-2, Brandon Tate 3-1, Geno Atkins 1-1, Nate Clements 1-1, Jermaine Gresham 1-1, A.J. Green 1-0, Jordan Shipley 1-0. BENGALS 17-8, OPPONENTS 26-12.

PASSING table with columns: ATT, CMP, YDS, CMP%, YDS/ATT, TD, TD%, INT, INT%, LG, SKD-YDS, RAT.

RUSHING table with columns: ATT, YDS, AVG, LG, TD. Lists individual rushing statistics.

RECEIVING table with columns: REC, YDS, AVG, LG, TD. Lists individual receiving statistics.

INTERCEPTIONS table with columns: NO, YDS, AVG, LG, TD. Lists interception statistics.

PUNTING table with columns: NO, YDS, AVG, NET, TB, IN-20, LG, BLK. Lists punting statistics.

PUNT RETURNS table with columns: NO, FC, YDS, AVG, LG, TD. Lists punt return statistics.

KICKOFF RETURNS table with columns: NO, YDS, AVG, LG, TD. Lists kickoff return statistics.

FIELD GOALS table with columns: 1-19, 20-29, 30-39, 40-49, 50+. Lists field goal statistics.

Mike Nugent: (24G, 47G), (45G, 37G, 23G), (22G, 23G), (31G, 21G, 43G), (47G), (20G, 43G, 43WR), (34G, 48G), (36G), (43G), (27G), (23G, 40G, 26G), (33B), (22G, 47G, 49G, 28G), (21G, 41G), (24G, 35WR, 48WR, 41G, 32G), (46G, 36WR, 46G, 23G).

Opponents: (20G), (34G), (23G, 53G), (43G, 23G), (19G, 20G), (46G, 52B), (47G, 25G), (43G), (39G), (22G), (32G, 54G, 55SH), (50WR), (46G, 47WR, 33G), (45WR, 26G, 43G), (29G), (42G).

USUAL STARTERS

Table comparing USUAL STARTERS for OFFENSE and DEFENSE, listing player names and positions.

DEFENSE* table with columns: ST, AT, TT, SKS-YDS, INT-YDS, PD, FF, FR-YDS. Lists defensive player statistics.

SPECIAL TEAMS* table with columns: ST, AT, TT, FF, FR-YDS, BP, BFG, BXP. Lists special teams player statistics.

MISCELLANEOUS DEFENSE* table with columns: ST, AT, TT, FF, FR-YDS. Lists miscellaneous defensive statistics.

* NOTE: All defensive statistics above are press box statistics produced at the games.

2012 STATISTICS

RECORD: 10-6-0

HEAD COACH: MARVIN LEWIS

(BENGALS WERE WILD CARD QUALIFIER; SEE POSTSEASON PORTION OF TEAM HISTORY SECTION FOR POSTSEASON STATS)

DATE	W-L	SCORE	OPPONENT	ATTENDANCE
9-10-12	L	13-44	at Baltimore	71,064
9-16-12	W	34-27	CLEVELAND	63,036
9-23-12	W	38-31	at Washington	80,060
9-30-12	W	27-10	at Jacksonville	63,030
10-7-12	L	13-17	MIAMI	61,162
10-14-12	L	24-34	at Cleveland	67,060
10-21-12	L	17-24	PITTSBURGH	63,411
10-28-12		— BYE —		
11-4-12	L	23-31	DENVER	63,623
11-11-12	W	31-13	N.Y. GIANTS	56,614
11-18-12	W	28-6	at Kansas City	63,336
11-25-12	W	34-10	OAKLAND	56,503
12-2-12	W	20-13	at San Diego	54,980
12-9-12	L	19-20	DALLAS	63,590
12-13-12	W	34-13	at Philadelphia	69,144
12-23-12	W	13-10	at Pittsburgh	63,236
12-30-12	W	23-17	BALTIMORE	61,565

TEAM STATISTICS		BENGALS	OPPONENTS
TOTAL FIRST DOWNS			
Rushing	292	307	
Passing	95	99	
Penalty	173	183	
3rd Down: Made-Att	24	25	
3rd Down Pct.	74-217	79-219	
4th Down: Made-Att	34.1	36.1	
4th Down Pct.	11-16	5-12	
POSESSION AVG	68.8	41.7	
TOTAL NET YARDS	5323	5115	
Avg. Per Game	332.7	319.7	
Total Plays	1016	1034	
Avg. Per Play	5.2	4.9	
NET YARDS RUSHING	1745	1715	
Avg. Per Game	109.1	107.2	
Total Rushes	430	423	
NET YARDS PASSING	3578	3400	
Avg. Per Game	223.6	212.5	
Sacked-Yards Lost	46-229	51-361	
Gross Yards	3807	3761	
Att.-Completions	540-335	560-346	
Completion Pct.	62.0	61.8	
Had Intercepted	16	14	
PUNTS-AVG	76-46.6	86-44.4	
Net Punting Avg.	42.0	36.8	
PENALTIES-YARDS	99-857	90-779	
FUMBLIES-BALLS LOST	19-10	26-16	
TOUCHDOWNS	43	34	
Rushing	11	13	
Passing	28	16	
Returns	4	5	

SCORE BY PERIODS		1	2	3	4	OT	PTS
BENGALS	113	104	63	111	0	0	391
OPPONENTS	42	102	80	96	0	0	320

SCORING	TD	TD-R	TD-P	TD-Rt	K-PAT	FG	S	PTS
Mike Nugent	0	0	0	0	35-35	19-23	0	92
A.J. Green	11	0	11	0	—	—	—	66
Josh Brown	0	0	0	0	8-8	11-12	0	41
BenJarvus Green-Ellis	6	6	0	0	—	—	—	36
Jermaine Gresham	5	0	5	0	—	—	—	30
Andy Dalton	4	4	0	0	—	—	—	24
Andrew Hawkins	4	0	4	0	—	—	—	24
Mohamed Sanu	4	0	4	0	—	—	—	24
Armon Binns	1	0	1	0	—	—	—	6
Carlos Dunlap	1	0	0	1	—	—	—	6
Wallace Gilberry	1	0	0	1	—	—	—	6
Leon Hall	1	0	0	1	—	—	—	6
Adam Jones	1	0	0	1	—	—	—	6
Marvin Jones	1	0	1	0	—	—	—	6
Cedric Peerman	1	1	0	0	—	—	—	6
Chris Pressley	1	0	1	0	—	—	—	6
Brandon Tate	1	0	1	0	—	—	—	6
BENGALS	43	11	28	4	43-43	30-35	0	391
OPPONENTS	34	13	16	5	33-33	27-32	0	320

Two-point conversions: None. BENGALS 0-0 (0-0 R, 0-0 P), OPPONENTS 1-1 (0-0 R, 1-1 P).

Fumbles-lost: Andy Dalton 4-4, Brandon Tate 4-1, BenJarvus Green-Ellis 3-2, A.J. Green 2-1, Jermaine Gresham 2-1, Armon Binns 1-1, Bruce Gradkowski 1-0, Andrew Hawkins 1-0, Trevor Robinson 1-0, BENGALS 19-10, OPPONENTS 26-16.

PASSING	ATT	CMP	YDS	CMP%	YDS/ATT	TD	TD%	INT	INT%	LG	SKD-YDS	RAT
Andy Dalton	528	329	3669	62.3	6.95	27	5.1	16	3.0	59t	46-229	87.4
Bruce Gradkowski	11	5	65	45.5	5.91	0	0.0	0	0.0	44	0-0	64.6
Mohamed Sanu	1	1	73	100.0	73.00	1	100.0	0	0.0	73t	0-0	158.3
BENGALS	540	335	3807	62.0	7.05	28	5.2	16	3.0	73t	46-229	88.1
OPPONENTS	560	346	3761	61.8	6.72	16	2.9	14	2.5	71t	51-361	80.7

RUSHING	ATT	YDS	AVG	LG	TD
BenJarvus Green-Ellis	278	1094	3.9	48	6
Cedric Peerman	36	258	7.2	48	1
Andy Dalton	47	120	2.6	17	4
Brian Leonard	33	106	3.2	11	0
Marvin Jones	3	47	15.7	37	0
A.J. Green	4	38	9.5	20	0
Bernard Scott	8	35	4.4	29	0
Andrew Hawkins	6	30	5.0	11	0
Mohamed Sanu	5	15	3.0	7	0
Daniel Herron	4	5	1.3	6	0
Brandon Tate	1	0	0.0	0	0
Kevin Huber	1	-1	-1.0	-1	0
Bruce Gradkowski	4	-2	-0.5	0	0
BENGALS	430	1745	4.1	48	11
OPPONENTS	423	1715	4.1	32t	13

RECEIVING	REC	YDS	AVG	LG	TD
A.J. Green	97	1350	13.9	73t	11
Jermaine Gresham	64	737	11.5	55t	5
Andrew Hawkins	51	533	10.5	59t	4
BenJarvus Green-Ellis	22	104	4.7	13	0
Armon Binns	18	210	11.7	48t	1
Marvin Jones	18	201	11.2	23	1
Mohamed Sanu	16	154	9.6	34	4
Brandon Tate	13	211	16.2	44t	1
Brian Leonard	11	67	6.1	16	0
Cedric Peerman	9	85	9.4	16	0
Orson Charles	8	101	12.6	25	0
Ryan Whalen	7	53	7.6	10	0
Chris Pressley	1	1	1.0	1t	1
BENGALS	335	3807	11.4	73t	28
OPPONENTS	346	3761	10.9	71t	16

INTERCEPTIONS	NO	YDS	AVG	LG	TD
Chris Crocker	3	52	17.3	29	0
Reggie Nelson	3	10	3.3	10	0
Leon Hall	2	61	30.5	44	1
Terence Newman	2	0	0.0	0	0
Nate Clements	1	21	21.0	21	0
Carlos Dunlap	1	14	14.0	14t	1
Michael Johnson	1	3	3.0	3	0
Pat Sims	1	3	3.0	3	0
BENGALS	14	164	11.7	44	2
OPPONENTS	16	187	11.7	37	4

PUNTING	NO	YDS	AVG	NET	TB	IN-20	LG	BLK
Kevin Huber	76	3540	46.6	42.0	7	33	69	0
BENGALS	76	3540	46.6	42.0	7	33	69	0
OPPONENTS	86	3816	44.4	36.8	8	22	68	1

PUNT RETURNS	NO	FC	YDS	AVG	LG	TD
Adam Jones	26	0	301	11.6	81t	1
Brandon Tate	21	11	187	8.9	32	0
BENGALS	47	11	488	10.4	81t	1
OPPONENTS	27	14	210	7.8	60	0

KICKOFF RETURNS	NO	YDS	AVG	LG	TD
Brandon Tate	32	795	24.8	45	0
Adam Jones	3	64	21.3	31	0
Orson Charles	2	17	8.5	10	0
Cedric Peerman	2	37	18.5	19	0
Chris Pressley	2	15	7.5	8	0
BENGALS	41	928	22.6	45	0
OPPONENTS	60	1468	24.5	105t	1

FIELD GOALS	1-19	20-29	30-39	40-49	50+	
Mike Nugent	2	5	5	5	6	1-2
Josh Brown	0	3	3	4	3	1-2
BENGALS	2	8	9	9	9	2-4
OPPONENTS	1	6	7	7	11	2-5

Mike Nugent: (34G, 19G), (39G, 37G), (47G), (35G, 35G), (42G, 24G, 41WR), (44G), (48G), (28G, 46WR, 49G, 41G), (28G), (50WL), (48WR, 55G, 20G), (19G, 24G), (—), (—), (—), (—).

Josh Brown: (—), (—), (—), (—), (—), (—), (—), (—), (—), (—), (—), (—), (25G, 33G, 25G, 52G), (24G, 32G), (41G, 56SH, 43G), (47G, 32G, 38G).

Opponents: (46G, 40G, 39G), (50G, 25G), (36G), (21G), (46G, 53WL), (41G, 38G), (42G, 47G, 42G), (43G), (23G, 31G), (34G, 33G), (55G), (20G, 19G, 54HRU), (37G, 40G), (22G, 20G), (24WL, 40G, 53SH), (45WL, 49G).

USUAL STARTERS

OFFENSE		DEFENSE	
WR	Marvin Jones	LDE	Robert Geathers
	Armon Binns	NT	Domata Peko
LOT	Andrew Whitworth	DT	Geno Atkins
LG	Clint Boling	RDE	Michael Johnson
C	Jeff Faine	SLB	Manny Lawson
	Trevor Robinson	MLB	Ray Mauluga
RG	Kevin Zeitler	WLB	Vontaze Burfict
ROT	Andre Smith	LCB	Terence Newman
TE	Jermaine Gresham	RCB	Leon Hall
WR	A.J. Green	SS	Chris Crocker
QB	Andy Dalton	FS	Reggie Nelson
HB	BenJarvus Green-Ellis		
FB	Chris Pressley		
	Orson Charles (2nd TE)		

DEFENSE*	ST	AT	TT	SKS-YDS	INT-YDS	PD	FF	FR-YDS
Vontaze Burfict	73	54	127	1-11	0-0	2	0	1-0
Ray Mauluga	62	60	122	1-0	0-0	4	0	1-0
Reggie Nelson	54	29	83	1-8	3-10	9	2	0-0
Terence Newman	52	21	73	0-0	2-0	10	1	2-8
Geno Atkins	39	15	54	12.5-9.0	0-0	2	4	0-0
Domata Peko	23	30	53	2-14	0-0	3	0	1-0
Michael Johnson	35	17	52	11.5-7.1	1-3	2	0	1-0
Nate Clements	30	21	51	0-0	1-21	5	1	0-0
Carlos Dunlap	34	7	41	6-55	1-14	3	4	3-2
Chris Crocker	29	12	41	0-0	3-52	5	0	1-12
Manny Lawson	29	9	38	2-16	0-0	1	1	0-0
Adam Jones	32	5	37	1-6	0-0	9	1	0-0
Leon Hall	23	14	37	0-0	2-61	11	0	0-0
Robert Geathers	12	18	30	3-15.5	0-0	0	0	0-0
Wallace Gilberry	15	9	24	6.5-4.8	0-0	0	1	3-31
Pat Sims	12	5	17	0-0	1-3	1	0	0-0
Taylor Mays	11	6	17	0-0	0-0	0	0	0-0
Jeremy Miles	10	5	15	0-0	0-0	0	0	0-0
Devon Still	5	9	14	0.5-2.5	0-0	0	1	0-0
Vincent Rey	8	4	12	1-8	0-0	1	0	0-0
Emmanuel Lamur	7	4	11	0-0	0-0	1	0	0-0
Dan Skuta	5	5	10	0-0	0-0	1	0	0-0
Thomas Howard	3	0	3	1-6	0-0	1	0	0-0
Jamaal Anderson	1	2	3	0-0	0-0	0	0	0-0
Jason Allen	2	0	2	0-0	0-0	0	0	0-0
Dre Kirkpatrick	2	0	2	0-0	0-0	0	0	0-0
Chris Lewis-Harris	2	0	2	0-0	0-0	0	0	0-0
Brandon Thompson	1	0	1	0-0	0-0	0	0	0-0
(team)	—	—	—	1-10	—	—	—	—

SPECIAL TEAMS*	ST	AT	TT	FF	FR-YDS	BP	BFG	BXP
Dan Skuta	11	6	17	0	0-0	0	0	0
Jeremy Miles	11	2	13	0	0-0	0	0	0
Vincent Rey	8	1	9	0	0-0	0	0	0
Emmanuel Lamur	3	5	8	0	0-0	0	0	0
Cedric Peerman	6	0	6	0	0-0	0	0	0
Taylor Mays	3	2	5	0	1-0	0	0	0
Ryan Whalen	1	4	5	0	0-0	0	0	0
Clark Harris	4	0	4	0	0-0	0	0	0
Daniel Herron	3	1	4	0	0-0	1	0	0
Brian Leonard	3	0	3	0	0-0	0	0	0
Adam Jones	1	2						

2013 STATISTICS

RECORD: 11-5-0

HEAD COACH: MARVIN LEWIS

(BENGALS WON AFC NORTH DIVISION; SEE POSTSEASON PORTION OF TEAM HISTORY SECTION FOR POSTSEASON STATS)

DATE	W-L	SCORE	OPPONENT	ATTENDANCE
9-8-13	L	21-24	at Chicago	62,213
9-16-13	W	20-10	PITTSBURGH	64,585
9-22-13	W	34-30	GREEN BAY	64,633
9-29-13	L	6-17	at Cleveland	71,481
10-6-13	W	13-6	NEW ENGLAND	64,259
10-13-13	W	27-24 (OT)	at Buffalo	67,739
10-20-13	W	27-24	at Detroit	63,207
10-27-13	W	49-9	N.Y. JETS	62,576
10-31-13	L	20-22 (OT)	at Miami	52,388
11-10-13	L	17-20 (OT)	at Baltimore	70,992
11-17-13	W	41-20	CLEVELAND	63,856
11-24-13		— BYE —		
12-1-13	W	17-10	at San Diego	61,536
12-8-13	W	42-28	INDIANAPOLIS	62,507
12-15-13	L	20-30	at Pittsburgh	45,873
12-22-13	W	42-14	MINNESOTA	61,555
12-29-13	W	34-17	BALTIMORE	62,406

TEAM STATISTICS		BENGALS	OPPONENTS
TOTAL FIRST DOWNS	330	282
Rushing	101	72
Passing	205	178
Penalty	24	32
3rd Down: Made-Att	92-225	74-225
3rd Down Pct.	40.9	32.9
4th Down: Made-Att	12-21	12-21
4th Down Pct.	57.1	31.3
POSSESSION AVG.	31:58	28:02
TOTAL NET YARDS	5891	4888
Avg. Per Game	368.2	305.5
Total Plays	1097	1042
Avg. Per Play	5.4	4.7
NET YARDS RUSHING	1755	1544
Avg. Per Game	109.7	96.5
Total Rushes	481	385
NET YARDS PASSING	4136	3344
Avg. Per Game	258.5	209.0
Sacked-Yards Lost	29-182	43-279
Gross Yards	4318	3623
Att.-Completions	587-364	614-362
Completion Pct.	62.0	59.0
Had Intercepted	20	20
PUNTS-AVG.	75-44.4	90-44.3
Net Punting Avg.	39.9	39.3
PENALTIES-YARDS	102-1000	69-692
FUMBLE-BALLS LOST	20-10	16-11
TOUCHDOWNS	54	32
Rushing	14	6
Passing	33	22
Returns	7	4

SCORE BY PERIODS	1	2	3	4	OT	PTS
BENGALS	87	123	103	114	3	430
OPPONENTS	88	71	83	58	5	305

SCORING	TD	TD-R	TD-P	TD-Rt	K-PAT	FG	S	PTS
Mike Nugent	0	0	0	0	52-53	18-22	0	106
A.J. Green	11	0	11	0	—	—	0	66
Marvin Jones	10	0	10	0	—	—	0	60
Giovani Bernard	8	5	3	0	—	—	0	48
BenJarvus Green-Ellis	7	7	0	0	—	—	0	42
Jermaine Gresham	4	0	4	0	—	—	0	24
Andy Dalton	2	2	0	0	—	—	0	12
Tyler Eifert	2	0	2	0	—	—	0	12
Mohamed Sanu	2	0	2	0	—	—	0	12
Vontaze Burfict	1	0	0	1	—	—	0	6
Chris Crocker	1	0	0	1	—	—	0	6
Tony Dye	1	0	0	1	—	—	0	6
Adam Jones	1	0	0	1	—	—	0	6
Dre Kirkpatrick	1	0	0	1	—	—	0	6
Terence Newman	1	0	0	1	—	—	0	6
Vincent Rey	1	0	0	1	—	—	0	6
Alex Smith	1	0	1	0	—	—	0	6
BENGALS	54	14	33	7	52-53	18-22	0	430
OPPONENTS	32	6	22	4	31-31	26-31	1	305

Two-point conversions: None. BENGALS 0-1 (0-0 R, 0-1 P), OPPONENTS 1-1 (1-1 R, 0-0 P).

Fumbles-lost: Andy Dalton 4-3, Jermaine Gresham 3-3, BenJarvus Green-Ellis 2-2, Reggie Nelson 2-0, Brandon Tate 2-0, Giovani Bernard 1-1, Mohamed Sanu 1-1, A.J. Green 1-0, Andrew Hawkins 1-0, Kevin Huber 1-0, Josh Johnson 1-0, Al Smith 1-0. BENGALS 20-10, OPPONENTS 16-11.

PASSING	ATT	CMP	YDS	CMP%	YDS/ATT	TD	TD%	INT	INT%	LG	SKD-YDS	RAT
Andy Dalton	586	363	4293	61.9	7.33	33	5.6	20	3.4	821	29-182	88.8
Mohamed Sanu	1	1	25	100.0	25.00	0	0.0	0	0.0	25	0-0	118.8
BENGALS	587	364	4318	62.0	7.36	33	5.6	20	3.4	821	29-182	89.0
OPPONENTS	614	362	3623	59.0	5.90	22	3.6	20	3.3	741	43-279	74.2

RUSHING	ATT	YDS	AVG	LG	TD
BenJarvus Green-Ellis	220	756	3.4	25	7
Giovani Bernard	170	695	4.1	35t	5
Andy Dalton	61	183	3.0	12	2
Marvin Jones	8	65	8.1	34	0
Josh Johnson	7	20	2.9	10	0
Cedric Peerman	8	17	2.1	5	0
Mohamed Sanu	4	16	4.0	9	0
Andrew Hawkins	2	3	1.5	6	0
Kevin Huber	1	0	0.0	0	0
BENGALS	481	1755	3.6	35t	14
OPPONENTS	385	1544	4.0	51	6

RECEIVING	REC	YDS	AVG	LG	TD
A.J. Green	98	1426	14.6	82t	11
Giovani Bernard	56	514	9.2	41	3
Marvin Jones	51	712	14.0	45	10
Mohamed Sanu	47	455	9.7	32	2
Jermaine Gresham	46	458	10.0	30	4
Tyler Eifert	39	445	11.4	61	2
Andrew Hawkins	12	199	16.6	50	0
Dane Sanzenbacher	6	61	10.2	23	0
BenJarvus Green-Ellis	4	22	5.5	10	0
Alex Smith	3	12	4.0	7	1
Orson Charles	1	8	8.0	8	0
Brandon Tate	1	6	6.0	6	0
BENGALS	364	4318	11.9	82t	33
OPPONENTS	362	3623	10.0	74t	22

INTERCEPTIONS	NO	YDS	AVG	LG	TD
Adam Jones	3	60	20.0	60t	1
Dre Kirkpatrick	3	21	7.0	21t	1
Chris Crocker	2	41	20.5	32t	1
Vincent Rey	2	29	14.5	25t	1
Terence Newman	2	8	4.0	9	0
Reggie Nelson	2	0	0.0	0	0
Rey Mauluga	1	14	14.0	14	0
Vontaze Burfict	1	12	12.0	12	0
James Harrison	1	9	9.0	9	0
Michael Johnson	1	7	7.0	7	0
Leon Hall	1	0	0.0	0	0
George Iloka	1	-1	-1.0	-1	0
BENGALS	20	200	10.0	60t	4
OPPONENTS	20	369	18.5	94t	2

PUNTING	NO	YDS	AVG	NET	TB	IN-20	LG	BLK
Kevin Huber	66	2982	45.2	40.5	4	24	75	0
Shawn Powell	7	268	38.3	34.7	0	3	52	0
Mike Nugent	2	80	40.0	40.0	0	0	43	0
BENGALS	75	3330	44.4	39.9	4	27	75	0
OPPONENTS	90	3984	44.3	39.3	1	37	65	1

PUNT RETURNS	NO	FC	YDS	AVG	LG	TD
Brandon Tate	36	16	336	9.3	43	0
Adam Jones	11	0	88	8.0	27	0
BENGALS	47	16	424	9.0	43	0
OPPONENTS	27	22	254	9.4	67t	1

KICKOFF RETURNS	NO	YDS	AVG	LG	TD
Brandon Tate	35	914	26.1	71	0
Cedric Peerman	4f	66	16.5	26	0
BENGALS	39	980	25.1	71	0
OPPONENTS	52	1219	23.4	48	0

FIELD GOALS	1-19	20-29	30-39	40-49	50+
Mike Nugent	0-0	2-2	6-7	7-9	3-4
BENGALS	0-0	2-2	6-7	7-9	3-4
OPPONENTS	2-2	6-6	5-8	9-11	4-4

Mike Nugent: (-), (41G, 25G), (52WL), (25G, 43G), (39G, 50G), (46G, 34WR, 43G), (47WL, 48G, 54G), (-), (31G, 54G), (42WL, 32G), (41G, 38G), (46G), (-), (-), (-), (39G, 38G).

Opponents: (58G), (44G), (41G, 19G, 26G), (37WL, 49B, 51G), (42G, 19G), (51G), (36G, 34B), (45G, 47G, 50G), (34WL, 36G, 44G), (36G, 46G), (20G, 28G), (48G), (44WR), (25G, 45G, 26G), (-), (38G, 22G, 34G).

USUAL STARTERS

OFFENSE		DEFENSE	
WR	Mohamed Sanu	LDE	Carlos Dunlap
LOT	Andrew Whitworth	NT	Domata Peko
	Anthony Collins	DT	Geno Atkins
LG	Clint Boling		Brandon Thompson
C	Kyle Cook	RDE	Michael Johnson
RG	Kevin Zeitler	SLB	James Harrison
ROT	Andre Smith	MLB	Rey Mauluga
TE	Jermaine Gresham	WLB	Vontaze Burfict
TE	Tyler Eifert	LCB	Terence Newman
WR	A.J. Green	RCB	Adam Jones
QB	Andy Dalton	SS	George Iloka
HB	BenJarvus Green-Ellis	FS	Reggie Nelson

DEFENSE*	ST	AT	TT	SKS-YDS	INT-YDS	PD	FF	FR-YDS
Vontaze Burfict	114	57	171	3-20	1-12	8	1	2-13
Rey Mauluga	52	23	75	1-0	1-14	2	0	0-0
George Iloka	41	25	66	0-0	1-(-1)	6	2	1-0
Reggie Nelson	44	15	59	1-11	2-0	8	1	2-12
Carlos Dunlap	39	19	58	7.5-40.5	0-0	6	4	1-42
Michael Johnson	35	21	56	3.5-23	1-7	9	2	0-0
Adam Jones	43	12	55	0-0	3-60	13	1	2-43
Terence Newman	45	7	52	0-0	2-8	13	0	0-0
Domata Peko	24	28	52	3-16.5	0-0	0	0	0-0
Vincent Rey	30	17	47	4-28	2-29	5	1	1-0
Chris Crocker	28	9	37	1.5-11.5	2-41	7	0	0-0
James Harrison	16	14	30	2-2	1-9	1	0	1-0
Dre Kirkpatrick	20	7	27	1-1	3-21	6	0	0-0
Wallace Gilberry	18	6	24	7.5-56.5	0-0	3	1	0-0
Brandon Thompson	14	9	23	1.5-12.5	0-0	1	0	0-0
Leon Hall	14	6	20	0-0	1-0	6	0	0-0
Geno Atkins	9	11	20	6-52.5	0-0	0	0	0-0
Taylor Mays	11	6	17	0-0	0-0	3	0	0-0
Michael Boley	7	1	8	0-0	0-0	0	0	0-0
Devon Still	3	4	7	0-0	0-0	3	0	0-0
Brandon Ghee	3	3	6	0-0	0-0	5	0	0-0
Jayson DilManche	2	2	4	0-0	0-0	0	0	0-0
Margus Hunt	1	2	3	0.5-4	0-0	0	0	0-0
Shawn Williams	1	1	2	0-0	0-0	0	0	0-0
J.K. Schaffer	0	1	1	0-0	0-0	0	0	0-0

SPECIAL TEAMS*	ST	AT	TT	FF	FR-YDS	BP	BFG	BXP
Jayson DilManche	8	6	14	0	0-0	1	0	0
Cedric Peerman	11	1	12	0	0-0	0	0	0
Shawn Williams	7	3	10	0	0-0	0	0	0
Vincent Rey	6	4	10	0	0-0	0	0	0
Reggie Nelson	5	1	6	0	0-0	0	0	0
J.K. Schaffer	5	1	6	0	0-0	0	0	0
Orson Charles	4	2	6	0	0-0	0	0	0
Andrew Hawkins	3	0	3	0	0-0	0	0	0
Dre Kirkpatrick	3	0	3	0	0-0	0	0	0
Mike Nugent	3	0	3	0	0-0	0	0	0
Marvin Jones	2	1	3	0	0-0	0	0	0
Chris Lewis-Harris	2	1	3	0	0-0	0	0	0
Alex Smith	2	1	3	0	0-0	0	0	0
Taylor Mays	1	1	2	0	1-0	0	0	0
Michael Boley	0	2	2	0	0-0	0	0	0
Brandon Ghee	1	0	1	0				

2014 STATISTICS

RECORD: 10-5-1

HEAD COACH: MARVIN LEWIS
(BENGALS WERE WILD CARD QUALIFIER; SEE POSTSEASON
PORTION OF TEAM HISTORY SECTION FOR POSTSEASON STATS)

DATE	W-L	SCORE	OPPONENT	ATTENDANCE
9-7-14	W	23-16	at Baltimore	70,925
9-14-14	W	24-10	ATLANTA	58,574
9-21-14	W	33-7	TENNESSEE	56,743
9-28-14		— BYE —		
10-5-14	L	17-43	at New England	68,756
10-12-14	L	37-37 (OT)	CAROLINA	57,053
10-19-14	T	0-27	at Indianapolis	66,539
10-26-14	W	27-24	BALTIMORE	55,711
11-2-14	W	33-23	JACKSONVILLE	60,057
11-6-14	L	3-24	CLEVELAND	65,871
11-16-14	W	27-10	at New Orleans	73,073
11-23-14	W	22-13	at Houston	71,777
11-30-14	W	14-13	at Tampa Bay	56,340
12-7-14	L	21-42	PITTSBURGH	65,512
12-14-14	W	30-0	at Cleveland	67,431
12-22-14	W	37-28	DENVER	66,107
12-28-14	L	17-27	at Pittsburgh	64,697

TEAM STATISTICS	BENGALS	OPPONENTS
TOTAL FIRST DOWNS	313	337
Rushing	122	105
Passing	164	197
Penalty	27	35
3rd Down: Made-Att	84-211	79-215
3rd Down Pct.	39.8	36.7
4th Down: Made-Att	7-13	10-19
4th Down Pct.	53.8	52.6
POSSESSION AVG.	30:04	29:56
TOTAL NET YARDS	5568	5749
Avg. Per Game	348.0	359.3
Total Plays	1018	1067
Avg. Per Play	5.5	5.4
NET YARDS RUSHING	2147	1861
Avg. Per Game	134.2	116.3
Total Rushes	492	3888
NET YARDS PASSING	3421	3888
Avg. Per Game	213.8	243.0
Sacked-Yards Lost	23-130	20-125
Gross Yards	3551	4013
Att.-Completions	503-323	608-365
Completion Pct.	64.2	60.0
Had Intercepted	17	20
PUNTS-AVG.	73-46.8	75-43.7
Net Punting Avg.	42.1	36.0
PENALTIES-YARDS	102-812	105-876
FUMBLES-BALLS LOST	20-9	15-6
TOUCHDOWNS	40	38
Rushing	19	16
Passing	20	18
Returns	1	4

SCORE BY PERIODS	1	2	3	4	OT	PTS
BENGALS	67	112	90	93	3	365
OPPONENTS	57	65	102	117	3	344

SCORING	TD	TD-R	TD-P	TD-Rt	K-PAT	FG	S	PTS
Mike Nugent	0	0	0	0	39-39	26-33	0	117
Jeremy Hill	9	9	0	0	—	—	0	54
Giovani Bernard	7	5	2	0	—	—	0	42
A.J. Green	6	0	6	0	—	—	0	36
Mohamed Sanu	5	0	5	0	—	—	0	32
Andy Dalton	5	4	1	0	—	—	0	30
Jermaine Gresham	5	0	5	0	—	—	0	30
Rex Burkhead	1	1	0	0	—	—	0	6
Dre Kirkpatrick	1	0	0	1	—	—	0	6
Brandon Tate	1	0	1	0	—	—	0	6
Geno Atkins	0	0	0	0	—	—	1	2
Taylor Mays	0	0	0	0	—	—	1	2
(team)	0	0	0	0	—	—	1	2
BENGALS	40	19	20	1	39-39	26-33	3	365
OPPONENTS	38	16	18	4	34-34	26-32	0	344

Two-point conversions: Sanu 1 (1 P). BENGALS 1-1 (0-0 R, 1-1 P), OPPONENTS 2-4 (1-2 R, 1-2 P).

Fumbles-lost: Jeremy Hill 5-2, Andy Dalton 3-2, A.J. Green 3-2, Jermaine Gresham 3-0, Brandon Tate 2-1, Jason Campbell 1-1, Dane Sanzenbacher 1-1, Adam Jones 1-0, Cedric Peerman 1-0. BENGALS 20-9, OPPONENTS 15-6.

PASSING	ATT	CMP	YDS	CMP%	YDS/ATT	TD	TD%	INT	INT%	LG	SKD-YDS	RAT
Andy Dalton	481	309	3398	64.2	7.06	19	4.0	17	3.5	811	21-124	83.5
Jason Campbell	19	11	74	57.9	3.89	0	0.0	0	0.0	38	1-0	66.6
Mohamed Sanu	3	3	79	100.0	26.33	1	33.3	0	0.0	50	1-6	158.3
BENGALS	503	323	3551	64.2	7.06	20	4.0	17	3.4	811	23-130	84.2
OPPONENTS	608	365	4013	60.0	6.60	18	3.0	20	3.3	941	20-125	75.8

RUSHING	ATT	YDS	AVG	LG	TD
Jeremy Hill	222	1124	5.1	85t	9
Giovani Bernard	168	680	4.0	89t	5
Andy Dalton	60	169	2.8	20t	4
Mohamed Sanu	7	51	7.3	26	0
Cedric Peerman	15	43	2.9	21	0
James Wright	3	30	10.0	13	0
Rex Burkhead	9	27	3.0	10t	1
Brandon Tate	3	21	7.0	12	0
A.J. Green	2	2	1.0	5	0
Jason Campbell	1	1	1.0	1	0
Ryan Hewitt	1	0	0.0	0	0
Dane Sanzenbacher	1	-1	-1.0	-1	0
BENGALS	492	2147	4.4	89t	19
OPPONENTS	439	1861	4.2	53	16

RECEIVING	REC	YDS	AVG	LG	TD
A.J. Green	69	1041	15.1	81t	6
Jermaine Gresham	62	460	7.4	23	5
Mohamed Sanu	56	790	14.1	76t	5
Giovani Bernard	43	349	8.1	46	2
Jeremy Hill	27	215	8.0	38	0
Brandon Tate	17	193	11.4	50	1
Ryan Hewitt	10	86	8.6	19	0
Dane Sanzenbacher	9	105	11.7	26	0
Rex Burkhead	7	49	7.0	15	0
Greg Little	6	69	11.5	21	0
James Wright	5	91	18.2	30	0
Kevin Brock	5	21	4.2	10	0
Tyler Eifert	3	37	12.3	20	0
Cedric Peerman	3	27	9.0	17	0
Andy Dalton	1	18	18.0	18t	1
BENGALS	323	3551	11.0	81t	20
OPPONENTS	365	4013	11.0	94t	18

INTERCEPTIONS	NO	YDS	AVG	LG	TD
Reggie Nelson	4	30	7.5	31	0
George Iloka	3	58	19.3	28	0
Dre Kirkpatrick	3	32	10.7	30t	1
Adam Jones	3	23	7.7	12	0
Emmanuel Lamur	2	6	3.0	5	0
Dane Sanzenbacher	1	6	6.0	6	0
Rey Mauluga	1	4	4.0	4	0
Terence Newman	1	3	3.0	3	0
Robert Geathers	1	2	2.0	2	0
Leon Hall	1	-3	-3.0	-3	0
BENGALS	20	161	8.1	31	1
OPPONENTS	17	348	20.5	80	2

PUNTING	NO	YDS	AVG	NET	TB	IN-20	LG	BLK
Kevin Huber	73	3419	46.8	42.1	6	27	69	0
BENGALS	73	3419	46.8	42.1	6	27	69	0
OPPONENTS	75	3277	43.7	36.0	7	19	74	1

PUNT RETURNS	NO	FC	YDS	AVG	LG	TD
Adam Jones	22	1	265	12.0	47	0
Brandon Tate	18	14	174	9.7	49	0
BENGALS	40	15	439	11.0	49	0
OPPONENTS	30	15	226	7.5	71t	1

KICKOFF RETURNS	NO	YDS	AVG	LG	TD
Adam Jones	27	844	31.3	97	0
Brandon Tate	18	397	22.1	31	0
BENGALS	45	1241	27.6	97	0
OPPONENTS	44	1123	25.5	77	0

FIELD GOALS	1-19	20-29	30-39	40-49	50+
Mike Nugent	0-0	6-6	10-12	10-12	0-3
BENGALS	0-0	6-6	10-12	10-12	0-3
OPPONENTS	1-1	7-7	8-9	7-11	3-4

Mike Nugent: (49G, 22G, 28G, 46G, 38G, 45B), (31G, 38WR, 49WL, 55SH), (29G), (52SH, 23G), (44G, 38G, 42G, 36WR), (—), (32G, 33G), (31G), (43G), (22G, 42G), (31G, 49G), (—), (—), (44G, 44G, 34G), (37G, 49G, 23G), (39G, 50WR).

Opponents: (55WR, 38G), (46G), (40WR, 44WR), (48G, 19G, 23G, 47G, 35G), (39G, 38WR, 44G, 36G), (23G, 50G), (45G, 50G, 53G), (25G), (32G, 44WR), (31G), (36G, 25G), (32G, 42G), (22G, 44G), (—), (49WL), (29G, 25G).

2015 STATISTICS

RECORD: 12-4-0

HEAD COACH: MARVIN LEWIS

(BENGALS WON AFC NORTH DIVISION; SEE POSTSEASON PORTION OF TEAM HISTORY SECTION FOR POSTSEASON STATS)

DATE	W-L	SCORE	OPPONENT	ATTENDANCE
9-13-15	W	33-13	at Oakland	54,500
9-20-15	W	24-19	SAN DIEGO	57,579
9-27-15	W	28-24	at Baltimore	70,970
10-4-15	W	36-21	KANSAS CITY	57,498
10-11-15	W	27-24 (OT)	SEATTLE	65,004
10-18-15	W	34-21	at Buffalo	69,593
10-25-15		— BYE —		
11-1-15	W	16-10	at Pittsburgh	64,750
11-5-15	W	31-10	CLEVELAND	65,816
11-16-15	L	6-10	HOUSTON	61,381
11-22-15	L	31-34	at Arizona	64,745
11-29-15	W	31-7	ST. LOUIS	61,022
12-6-15	W	37-3	at Cleveland	64,775
12-13-15	L	20-33	PITTSBURGH	65,564
12-20-15	W	24-14	at San Francisco	70,799
12-28-15	L	17-20 (OT)	at Denver	76,868
1-3-16	W	24-16	BALTIMORE	57,254

TEAM STATISTICS	BENGALS	OPPONENTS
TOTAL FIRST DOWNS	324	307
Rushing	99	74
Passing	191	202
Penalty	34	31
3rd Down: Made-Att	81-201	86-218
3rd Down Pct.	40.3	39.4
4th Down: Made-Att	7-12	9-20
4th Down Pct.	58.3	45.0
POSSESSION AVG.	30:41	29:19
TOTAL NET YARDS	5728	5453
Avg. Per Game	358.0	340.8
Total Plays	1004	1032
Avg. Per Play	5.7	5.3
NET YARDS RUSHING	1805	1477
Avg. Per Game	112.8	92.3
Total Rushes	467	344
NET YARDS PASSING	3923	3976
Avg. Per Game	245.2	248.5
Sacked-Yards Lost	32-181	42-288
Gross Yards	4104	4264
Att.-Completions	505-334	646-415
Completion Pct.	66.1	64.2
Had Intercepted	9	21
PUNTS-AVG.	69-45.2	77-44.8
Net Punting Avg.	69-40.5	77-38.9
PENALTIES-YARDS	111-917	116-1063
FUMBLES-BALLS LOST	18-8	11-7
TOUCHDOWNS	50	29
Rushing	18	8
Passing	31	18
Returns	1	3

SCORE BY PERIODS	1	2	3	4	OT	PTS
BENGALS	90	126	92	108	3	419
OPPONENTS	37	70	76	93	3	279

SCORING	TD	TD-R	TD-P	TD-Rt	K-PAT	FG	S	PTS
Mike Nugent	0	0	0	0	48-49	23-28	0	117
Tyler Eifert	13	0	13	0	—	—	0	78
Jeremy Hill	12	11	1	0	—	—	0	74
A.J. Green	10	0	10	0	—	—	0	60
Marvin Jones	4	0	4	0	—	—	0	24
Andy Dalton	3	3	0	0	—	—	0	18
Giovani Bernard	2	2	0	0	—	—	0	12
Mohamed Sanu	2	2	0	0	—	—	0	12
Rex Burkhead	1	0	1	0	—	—	0	6
Leon Hall	1	0	0	1	—	—	0	6
Tyler Kroft	1	0	1	0	—	—	0	6
Brandon Tate	1	0	1	0	—	—	0	6
BENGALS	50	18	31	1	48-49	23-28	0	419
OPPONENTS	29	8	18	3	27-27	26-31	0	279

Two-point conversions: Jeremy Hill 1 (1 R). BENGALS 1-1 (1-1 R, 0-0 P), OPPONENTS 0-2 (0-0 R, 0-2 P).

Fumbles-lost: Andy Dalton 5-2, Jeremy Hill 3-3, Giovani Bernard 2-0, Russell Bodine 2-0, Mohamed Sanu 2-0, Rex Burkhead 1-1, A.J. Green 1-1, AJ McCarron 1-1, Brandon Tate 1-0. BENGALS 18-8, OPPONENTS 11-7.

PASSING	ATT	CMP	YDS	CMP%	YDS/ATT	TD	TD%	INT	INT%	LG	SKD-YDS	RAT
Andy Dalton	386	255	3250	66.1	8.42	25	6.5	7	1.8	80t	20-118	106.3
AJ McCarron	119	79	854	66.4	7.18	6	5.0	2	1.7	66t	12-63	97.1
BENGALS	505	334	4104	66.1	8.13	31	6.1	9	1.8	80t	32-181	104.1
OPPONENTS	646	415	4264	64.2	6.60	18	2.8	21	3.3	64t	42-288	78.9

RUSHING	ATT	YDS	AVG	LG	TD
Jeremy Hill	223	794	3.6	38t	11
Giovani Bernard	154	730	4.7	28	2
Andy Dalton	57	142	2.5	12	3
Mohamed Sanu	10	71	7.1	25t	2
Marvin Jones	5	33	6.6	30	0
AJ McCarron	14	31	2.2	16	0
Rex Burkhead	4	4	1.0	2	0
BENGALS	467	1805	3.9	38t	18
OPPONENTS	344	1477	4.3	69t	8

RECEIVING	REC	YDS	AVG	LG	TD
A.J. Green	86	1297	15.1	80t	10
Marvin Jones	65	816	12.6	47	4
Tyler Eifert	52	615	11.8	31	13
Giovani Bernard	49	472	9.6	45	0
Mohamed Sanu	33	394	11.9	52	0
Jeremy Hill	15	79	5.3	14	1
Tyler Kroft	11	129	11.7	22	1
Rex Burkhead	10	94	9.4	27	1
Ryan Hewitt	8	99	12.4	22	0
Brandon Tate	2	59	29.5	55t	1
Jake Fisher	1	31	31.0	31	0
Mario Alford	1	15	15.0	15	0
C.J. Uzomah	1	4	4.0	4	0
BENGALS	334	4104	12.3	80t	31
OPPONENTS	415	4264	10.3	64t	18

INTERCEPTIONS	NO	YDS	AVG	LG	TD
Reggie Nelson	8	115	14.4	37	0
Adam Jones	3	14	4.7	14	0
Leon Hall	2	19	9.5	19t	1
Vontaze Burfitt	2	16	8.0	16	0
Shawn Williams	2	14	7.0	14	0
Rey Mauluga	1	15	15.0	15	0
Darqueze Dennard	1	10	10.0	10	0
George Iloka	1	0	0.0	0	0
Vincent Rey	1	0	0.0	0	0
Chris Lewis-Harris	0	~	—	-1	0
BENGALS	21	202	9.6	37	1
OPPONENTS	9	136	15.1	42	1

PUNTING	NO	YDS	AVG	NET	TB	IN-20	LG	BLK
Kevin Huber	68	3116	45.8	40.5	6	22	67	1
BENGALS	69	3116	45.2	40.5	6	22	67	1
OPPONENTS	77	3449	44.8	38.9	5	25	64	0

PUNT RETURNS	NO	FC	YDS	AVG	LG	TD
Brandon Tate	27	11	171	6.3	18	0
Adam Jones	16	1	179	11.2	35	0
BENGALS	43	12	350	8.1	35	0
OPPONENTS	32	15	203	6.3	21	0

KICKOFF RETURNS	NO	YDS	AVG	LG	TD
Brandon Tate	18	413	22.9	58	0
Adam Jones	10	235	23.5	49	0
Cedric Peerman	4	44	11.0	20	0
Giovani Bernard	1	6	6.0	6	0
Mohamed Sanu	1	2	2.0	2	0
BENGALS	34	700	20.6	58	0
OPPONENTS	46	1041	22.6	35	0

FIELD GOALS	1-19	20-29	30-39	40-49	50+
Mike Nugent	0-0	6-6	5-6	10-13	2-3
BENGALS	0-0	6-6	5-6	10-13	2-3
OPPONENTS	0-0	9-9	6-6	8-12	3-4

Mike Nugent: (32G, 35G), (36WR, 21G), (—), (44LU), (31G, 42G), (47G, 39G), (44G, 45G, 42B, 44G), (28G), (42G, 39G), (43G), (21G), (44G, 40G, 20G), (54SH, 46G, 27G), (22G), (45WR, 52G), (52G).

Opponents: (—), (40G, 32G, 47WL), (50WR, 21G), (22G, 40G, 51G, 34G, 40G, 29G, 51G), (24G), (—), (32G), (27G), (22G), (24G, 32G), (—), (47G, 47B), (42G, 47G, 45G, 31G), (41B), (23G, 45WL, 37G), (28G, 50G, 49G).

USUAL STARTERS

OFFENSE		DEFENSE	
WR	A.J. Green	LDE	Carlos Dunlap
LOT	Andrew Whitworth	NT	Domata Peko
LG	Clint Boling	DT	Geno Atkins
C	Russell Bodine	RDE	Michael Johnson
RG	Kevin Zeitler	SLB	A.J. Hawk
ROT	Andre Smith	MLB	Rey Mauluga
TE	Tyler Eifert	WLB	Vontaze Burfitt
H-B	Ryan Hewitt		Vincent Rey
WR	Marvin Jones	LCB	Dre Kirkpatrick
QB	Andy Dalton	RCB	Adam Jones
HB	Jeremy Hill	SS	George Iloka
		FS	Reggie Nelson

DEFENSE*	ST	AT	TT	SKS-YDS	INT-YDS	PD	FF	FR-YDS
Vincent Rey	62	33	95	1-8	1-0	5	0	0-0
Rey Mauluga	43	32	75	0-0	1-15	3	0	1-0
Vontaze Burfitt	57	17	74	1-10	2-16	5	0	0-0
Reggie Nelson	50	22	72	0-0	8-115	14	0	2-25
Dre Kirkpatrick	63	7	70	0-0	0-0	16	0	0-0
Adam Jones	53	9	62	1-1	3-14	12	1	0-0
Leon Hall	44	11	55	0-0	2-19	9	0	0-0
Carlos Dunlap	37	18	55	13.5-91.5	0-0	1	2	1-21
George Iloka	35	12	47	0-0	1-0	4	0	0-0
Geno Atkins	31	11	42	11-86	0-0	1	0	0-0
Michael Johnson	29	13	42	5-42	0-0	2	3	1-0
Domata Peko	17	18	35	5-32	0-0	1	0	0-0
Emmanuel Lamur	20	12	32	0.5-4	0-0	3	1	0-0
Shawn Williams	22	6	28	0-0	2-14	5	0	0-0
A.J. Hawk	16	8	24	1-8	0-0	0	0	0-0
Wallace Gilberry	16	7	23	2-4	0-0	1	1	0-0
Darqueze Dennard	12	4	16	0-0	1-10	3	0	0-0
Pat Sims	4	12	16	0-0	0-0	0	0	0-0
Josh Shaw	13	2	15	0-0	0-0	1	0	0-0
Brandon Thompson	4	4	8	0.5-0	0-0	0	0	0-0
Chris Carter	4	2	6	0-0	0-0	0	1	0-0
P.J. Dawson	3	2	5	0-0	0-0	1	0	0-0
Will Clarke	3	1	4	0.5-1.5	0-0	1	0	0-0
Chris Lewis-Harris	3	0	3	0-0	0-(-1)	0	0	0-0
Troy Hill	2	1	3	0-0	0-0	0	0	0-0
Cedric Peerman	2	0	2	0-0	0-0	0	1	0-0
Margus Hunt	1	1	2	0-0	0-0	0	0	0-0

SPECIAL TEAMS*	ST	AT	TT	FF	FR-YDS	BP	BFG	BXP
Cedric Peerman	13	4	17	0	0-0	0	0	0
Rex Burkhead	6	5	11	0	0-0	0	0	0
Tyler Kroft	4							

2017 STATISTICS

RECORD: 7-9-0

HEAD COACH: MARVIN LEWIS

DATE	W-L	SCORE	OPPONENT	ATTENDANCE
9-10-17	L	0-20	BALTIMORE	55,254
9-14-17	L	9-13	HOUSTON	52,942
9-24-17	L	24-27 (OT)	at Green Bay	78,323
10-1-17	W	31-7	at Cleveland	67,431
10-8-17	W	20-16	BUFFALO	52,367
10-15-17		— BYE —		
10-22-17	L	14-29	at Pittsburgh	65,363
10-29-17	W	24-23	INDIANAPOLIS	57,901
11-5-17	L	7-23	at Jacksonville	60,720
11-12-17	L	20-24	at Tennessee	67,432
11-19-17	W	20-17	at Denver	75,707
11-26-17	W	30-16	CLEVELAND	51,710
12-4-17	L	20-23	PITTSBURGH	56,029
12-10-17	L	7-33	CHICAGO	52,002
12-17-17	L	7-34	at Minnesota	66,833
12-24-17	W	26-17	DETROIT	47,732
12-31-17	W	31-27	at Baltimore	70,507

TEAM STATISTICS

	BENGALS	OPPONENTS
TOTAL FIRST DOWNS	267	325
Rushing	72	111
Passing	165	173
Penalty	30	41
3rd Down: Made-Att	67-199	98-241
3rd Down Pct.	33.7	40.7
4th Down: Made-Att	5-12	9-19
4th Down Pct.	41.7	47.4
POSSESSION AVG.	27:12	32:48
TOTAL NET YARDS	4488	5425
Avg. Per Game	280.5	339.1
Total Plays	927	1091
Avg. Per Play	4.8	5.0
NET YARDS RUSHING	1366	2046
Avg. Per Game	85.4	127.9
Total Rushes	377	489
NET YARDS PASSING	3122	3379
Avg. Per Game	195.1	211.2
Sacked-Yards Lost	40-264	41-278
Gross Yards	3386	3657
Att.-Completions	510-304	561-336
Completion Pct.	59.6	59.9
Had Intercepted	12	11
PUNTS-AVG.	89-46.1	82-45.2
Net Punting Avg.	89-40.8	82-38.7
PENALTY-YARDS	110-1027	106-906
FUMBLES-BALLS LOST	22-11	7-3
TOUCHDOWNS	34	35
Rushing	6	13
Passing	25	20
Returns	3	2

SCORE BY PERIODS

	1	2	3	4	OT	PTS
BENGALS	67	111	44	68	0	290
OPPONENTS	73	103	62	108	3	349

SCORING

	TD	TD-R	TD-P	TD-R	K-PAT	FG	S	PTS
Randy Bullock	0	0	0	0	31-33	18-20	0	85
A.J. Green	8	0	8	0	—	—	0	48
Tyler Kroft	7	0	7	0	—	—	0	42
Giovani Bernard	4	2	2	0	—	—	0	24
Joe Mixon	4	4	0	0	—	—	0	24
Brandon LaFell	3	0	3	0	—	—	0	18
Tyler Boyd	2	0	2	0	—	—	0	12
Darqueze Dennard	1	0	0	1	—	—	0	6
Carlos Dunlap	1	0	0	1	—	—	0	6
Alex Erickson	1	0	1	0	—	—	0	6
William Jackson III	1	0	0	1	—	—	0	6
Josh Malone	1	0	1	0	—	—	0	6
C.J. Uzomah	1	0	1	0	—	—	0	6
Marshall Koehn	0	0	0	1-1	0-0	0	0	1
BENGALS	34	6	25	3	32-34	18-20	0	290
OPPONENTS	35	13	20	2	34-35	35-40	0	349

Two-point conversions: None. BENGALS 0-0 (0-0 R, 0-0 P), OPPONENTS 0-0 (0-0 R, 0-0 P).

Fumbles-lost: Alex Erickson 6-1, Andy Dalton 4-4, Joe Mixon 3-2, A.J. Green 2-2, William Jackson III 1-1, John Ross III 1-1, Russell Bodine 1-0, Darqueze Dennard 1-0, Jeremy Hill 1-0, Dre Kirkpatrick 1-0, Brandon LaFell 1-0. BENGALS 22-11. OPPONENTS 7-3.

PASSING	ATT	CMP	YDS	CMP%	YDS/ATT	TD	TD%	INT	INT%	LG	SKD-YDS	RAT
Andy Dalton	496	297	3320	59.9	6.69	25	5.0	12	2.4	771	39-255	86.6
AJ McCarron	14	7	66	50.0	4.71	0	0.0	0	0.0	27	1-9	63.4
BENGALS	510	304	3386	59.6	6.64	25	4.9	12	2.4	771	40-264	86.0
OPPONENTS	561	336	3657	59.9	6.52	20	3.6	11	2.0	72	41-278	82.9

RUSHING	ATT	YDS	AVG	LG	TD
Joe Mixon	178	626	3.5	25	4
Giovani Bernard	105	458	4.4	25	2
Jeremy Hill	37	116	3.1	13	0
Andy Dalton	38	99	2.6	25	0
Brian Hill	11	37	3.4	11	0
Alex Erickson	5	16	3.2	14	0
John Ross III	1	12	12.0	12	0
Josh Malone	2	2	1.0	4	0
BENGALS	377	1366	3.6	25	6
OPPONENTS	489	2046	4.2	49	13

RECEIVING	REC	YDS	AVG	LG	TD
A.J. Green	75	1078	14.4	77	8
Brandon LaFell	52	548	10.5	45	3
Giovani Bernard	43	389	9.0	61	2
Tyler Kroft	42	404	9.6	59	7
Joe Mixon	30	287	9.6	67	0
Tyler Boyd	22	225	10.2	49	2
Alex Erickson	12	180	15.0	37	1
C.J. Uzomah	10	92	9.2	21	1
Josh Malone	6	63	10.5	25	1
Tyler Eifert	4	46	11.5	22	0
Jeremy Hill	4	16	4.0	10	0
Brandon LaFell	2	36	18.0	34	0
Ryan Hewitt	2	22	11.0	16	0
BENGALS	304	3386	11.1	77	25
OPPONENTS	336	3657	10.9	72	20

INTERCEPTIONS	NO	YDS	AVG	LG	TD
Darqueze Dennard	2	109	54.5	89	1
Dre Kirkpatrick	1	101	101.0	101	0
William Jackson III	1	75	75.0	75	1
Carlos Dunlap	1	16	16.0	16	1
George Iloka	1	14	14.0	14	0
Vincent Rey	1	12	12.0	12	0
Shawn Williams	1	7	7.0	7	0
Clayton Fejedelem	1	5	5.0	5	0
Adam Jones	1	0	0.0	0	0
Nick Vigil	1	0	0.0	0	0
BENGALS	11	339	30.8	101	3
OPPONENTS	12	151	12.6	31	1

PUNTING	NO	YDS	AVG	NET	TB	IN-20	LG	BLK
Kevin Huber	88	4101	46.6	40.8	3	32	63	1
BENGALS	89	4101	46.1	40.8	3	32	63	1
OPPONENTS	82	3704	45.2	38.7	6	29	74	1

PUNT RETURNS	NO	FC	YDS	AVG	LG	TD
Alex Erickson	39	19	278	7.1	29	0
Adam Jones	6	0	131	21.8	40	0
Darqueze Dennard	1	0	0	0.0	0	0
William Jackson III	1	0	0	0.0	0	0
BENGALS	47	19	409	8.7	40	0
OPPONENTS	43	23	410	9.5	63	1

KICKOFF RETURNS	NO	YDS	AVG	LG	TD
Alex Erickson	32	663	20.7	41	0
Giovani Bernard	1	7	7.0	7	0
Cethan Carter	1	0	0.0	0	0
BENGALS	34	670	19.7	41	0
OPPONENTS	35	811	23.2	87	0

FIELD GOALS	1-19	20-29	30-39	40-49	50+
Randy Bullock	0-0	6-6	7-8	4-5	1-1
BENGALS	0-0	6-6	7-8	4-5	1-1
OPPONENTS	0-0	16-16	11-11	6-9	2-4

Randy Bullock: (—), (39G, 29G, 30G), (48WR, 46G), (41G), (30G, 29G), (—), (29G, 34B), (—), (—), (—), (31G, 49G, 21G), (35G, 41G), (—), (—), (29G, 27G, 35G, 51G), (32G).

Opponents: (25G, 25G), (26G, 42G), (28G, 27G), (48WL), (31G), (38G, 28G), (22G, 24G, 41G, 49G, 25G), (29G, 33G, 29G), (32G, 56G), (25G), (48WR, 44G), (61B, 45G), (27G, 43WL, 21G, 39G), (30G, 37G, 38G), (34G, 27G), (53G, 35G), (23G, 50SH), (46G, 34G).

USUAL STARTERS

OFFENSE		DEFENSE	
WR	A.J. Green	LDE	Carlos Dunlap
LOT	Cedric Ogbuehi	NT	Pat Sims
LG	Clint Boling		Andrew Billings
C	Russell Bodine	DT	Geno Atkins
RG	Trey Hopkins	RDE	Michael Johnson
ROT	Jake Fisher	SLB	Nick Vigil
	Andre Smith	MLB	Kevin Minter
TE	Tyler Kroft	WLB	Vincent Rey
WR	Josh Malone	LCB	Dre Kirkpatrick
WR	Brandon LaFell	RCB	Adam Jones
QB	Andy Dalton	SS	Shawn Williams
HB	Jeremy Hill	FS	George Iloka
	Joe Mixon		

DEFENSE* ST AT TT SKS-YDS INT-YDS PD FF FR-YDS

Vincent Rey	52	32	84	0-0	1-12	1	0	0-0
Darqueze Dennard	59	24	83	2-6	2-109	6	0	0-0
George Iloka	54	25	79	0-0	1-14	5	0	0-0
Nick Vigil	43	34	77	1-7	1-0	5	0	0-0
Vontaze Burfict	48	21	69	1.5-12	0-0	2	1	0-0
Dre Kirkpatrick	47	8	55	1-2	1-101	14	1	0-0
Michael Johnson	35	14	49	5-36	0-0	1	0	0-0
Shawn Williams	34	15	49	0-0	1-7	3	0	2-0
Carlos Dunlap	35	11	46	7.5-41	1-16	7	1	0-0
Geno Atkins	29	17	46	9-65.5	0-0	0	0	0-0
Clayton Fejedelem	22	20	42	0-0	1-5	2	0	0-0
Josh Shaw	28	6	34	0-0	0-0	3	0	0-0
Jordan Evans	24	9	33	0-0	0-0	2	0	0-0
Kevin Minter	16	16	32	0-0	0-0	0	0	0-0
Chris Smith	17	9	26	3-36	0-0	2	1	0-0
William Jackson III	19	6	25	1-7	1-75	14	0	0-0
Jordan Willis	17	8	25	1-4	0-0	0	0	0-0
Pat Sims	9	16	25	0.5-4.5	0-0	0	0	0-0
Adam Jones	19	4	23	0-0	1-0	4	0	0-0
Ryan Glasgow	12	11	23	0-0	0-0	0	0	0-0
Carl Lawson	10	6	16	8.5-57	0-0	0	0	0-0
Hardy Nickerson	12	2	14	0-0	0-0	1	0	0-0
Andrew Billings	9	4	13	0-0	0-0	0	0	0-0
KeiVarae Russell	8	0	8	0-0	0-0	0	0	0-0
Brandon Bell	4	3	7	0-0	0-0	0	0	0-0
Tony McCrae	2	0	2	0-0	0-0	0	0	0-0
Alex Erickson	1	0	1	0-0	0-0	0	0	0-0
A.J. Green	0	0	0	0-0	0-0	1	0	0-0

SPECIAL TEAMS* ST AT TT FF FR-YDS BP BFG BXP

Clayton Fejedelem	12	3	15	0	0-0	0	0	0
C.J. Uzomah	9	3	12	0	0-0	0	0	0
Cethan Carter	7	2	9	0	0-0	0	0	0
Brandon Wilson	4	1	5	0	0-0	0	0	0
Jordan Evans	3	2	5	0	0-0	0	0	0
Cody Core	4	0	4	0	0-0	0	0	0
Clark Harris	2	2	4	0	0-0	0	0	0
Hardy Nickerson	0	4	4	0	0-0	0	0	0
Brian Hill	3	0	3	0	0-0	0	0	0
Brandon Bell	2	1	3	0	0-0	0	0	0
Darqueze Dennard	2	0	2	0	0-0	0	0	0
Alex Erickson	2	0	2	0	0-0	0	0	0
William Jackson III	2	0	2	0	0-0	0	0	0
Josh Shaw	2	0	2	0	0-0	0	0	0
Nick Vigil	2	0	2	0	0-0	0	0	0
Ryan Hewitt	1	1	2	0	0-0	0	0	0
Tony McCrae	1	1	2	0	0-0	0	0	0
Kevin Huber	1	0	1	0	0-0	0	0	0
Marshall Koehn	1	0	1	0	0-0	0	0	0
Tyler Kroft	1	0	1	0	0-0	0	0	0
KeiVarae Russell	1	0	1	0	0-0	0	1	0
Derron Smith	1	0	1	0	0-0	0	0	0
George Iloka	0	1	1	0	0-0	0	0	0
Josh Malone	0	1	1	0	0-0	0	0	0
Vincent Rey	0	1	1	0	0-0	0	0	0
Jordan Willis	0	0	0	0	0-0	1	0	0

MISCELLANEOUS DEFENSE* ST AT TT FF FR-YDS

Clint Boling	4	0	4	0	0-0
Tyler Kroft	3	0	3	0	0-0
Andy Dalton	2				

2018 STATISTICS

RECORD: 6-10-0

HEAD COACH: MARVIN LEWIS

DATE	W-L	SCORE	OPPONENT	ATTENDANCE
9-9-18	W	34-23	at Indianapolis	58,699
9-13-18	W	34-23	BALTIMORE	50,018
9-23-18	L	21-31	at Carolina	72,161
9-30-18	W	37-36	at Atlanta	71,985
10-7-18	W	27-17	MIAMI	52,708
10-14-18	L	21-28	PITTSBURGH	60,594
10-21-18	L	10-45	at Kansas City	75,676
10-28-18	W	37-34	TAMPA BAY	45,134
11-4-18			— BYE —	
11-11-18	L	14-51	NEW ORLEANS	52,492
11-18-18	L	21-24	at Baltimore	70,077
11-25-18	L	20-35	CLEVELAND	56,122
12-2-18	L	10-24	DENVER	44,392
12-9-18	L	21-26	at L.A. Chargers	25,358
12-16-18	W	30-16	OAKLAND	44,568
12-23-18	L	18-26	at Cleveland	67,431
12-30-18	L	13-16	at Pittsburgh	63,874

TEAM STATISTICS	BENGALS	OPPONENTS
TOTAL FIRST DOWNS	304	372
Rushing	92	125
Passing	182	221
Penalty	30	26
3rd Down: Made-Att	69-187	109-223
3rd Down Pct.	36.9	48.9
4th Down: Made-Att	9-17	11-17
4th Down Pct.	52.9	64.7
POSSESSION AVG.	27:27	32:33
TOTAL NET YARDS	4972	6618
Avg. Per Game	310.8	413.6
Total Plays	938	1084
Avg. Per Play	5.3	6.1
NET YARDS RUSHING	1682	2204
Avg. Per Game	105.1	137.8
Total Rushes	359	466
NET YARDS PASSING	3290	4414
Avg. Per Game	205.6	275.9
Sacked-Yards Lost	37-279	34-173
Gross Yards	3569	4587
Att.-Completions	542-331	584-389
Completion Pct.	61.1	66.6
Had Intercepted	13	12
PUNTS-AVG.	72-43.3	54-42.3
Net Punting Avg.	72-39.4	54-37.6
PENALTY-YARDS	114-957	113-944
FUMBLES-BALLS LOST	11-4	14-6
TOUCHDOWNS	45	51
Rushing	13	17
Passing	27	32
Returns	5	2

SCORE BY PERIODS	1	2	3	4	OT	PTS
BENGALS	69	125	55	119	0	368
OPPONENTS	59	203	109	84	0	455

SCORING	TD	TD-R	TD-P	TD-R	K-PAT	FG	S	PTS
Randy Bullock	0	0	0	0	39-41	19-23	0	96
Joe Mixon	9	8	1	0	—	—	0	54
Tyler Boyd	7	0	7	0	—	—	0	42
John Ross III	7	0	7	0	—	—	0	42
A.J. Green	6	0	6	0	—	—	0	36
Giovani Bernard	3	3	0	0	—	—	0	18
C.J. Uzomah	3	0	3	0	—	—	0	18
Jeff Driskel	2	2	0	0	—	—	0	12
Cody Core	1	0	1	0	—	—	0	8
Jessie Bates III	1	0	0	1	—	—	0	6
Tyler Eifert	1	0	1	0	—	—	0	6
Clayton Fejedelem	1	0	0	1	—	—	0	6
Sam Hubbard	1	0	0	1	—	—	0	6
Michael Johnson	1	0	0	1	—	—	0	6
Matt Lengel	1	0	1	0	—	—	0	6
Shawn Williams	1	0	0	1	—	—	0	6
BENGALS	45	13	27	5	39-41	19-23	0	368
OPPONENTS	51	17	32	2	44-46	33-36	0	455

Two-point conversions: Core 1. BENGALS 1-4 (0-0 R,1-4 P),
OPPONENTS 3-5 (1-1 R, 2-4 P).

Fumbles-lost: Jeff Driskel 4-1, A.J. Green 2-1, Alex Erickson 1-1,
Billy Price 1-1, Andy Dalton 1-0, Clayton Fejedelem 1-0, Darius Phillips
1-0. BENGALS 11-4. OPPONENTS 14-6.

PASSING	ATT	CMP	YDS	CMP%	YDS/ATT	TD	TD%	INT	INT%	LG	SKD-YDS	RAT
Andy Dalton	365	226	2566	61.9	7.03	21	5.8	11	3.0	49	21-157	89.6
Jeff Driskel	176	105	1003	59.7	5.70	6	3.4	2	1.1	37	16-122	82.2
Tyler Boyd	1	0	0	0.0	0.00	0	0.0	0	0.0	—	0-0	39.6
BENGALS	542	331	3569	61.1	6.58	27	5.0	13	2.4	49	37-279	87.0
OPPONENTS	584	389	4587	66.6	7.85	32	5.5	12	2.1	72t	34-173	100.0

RUSHING	ATT	YDS	AVG	LG	TD
Joe Mixon	237	1168	4.9	51	8
Giovani Bernard	56	211	3.8	23	3
Jeff Driskel	25	130	5.2	27t	2
Andy Dalton	16	99	6.2	21	0
Mark Walton	14	34	2.4	10	0
Alex Erickson	3	22	7.3	14	0
John Ross III	4	9	2.3	7	0
Clayton Fejedelem	2	6	3.0	6	0
Tyler Boyd	2	3	1.5	5	0
BENGALS	359	1682	4.7	51	13
OPPONENTS	466	2204	4.7	65t	17

RECEIVING	REC	YDS	AVG	LG	TD
Tyler Boyd	76	1028	13.5	49	7
A.J. Green	46	694	15.1	38t	6
C.J. Uzomah	43	439	10.2	29	3
Joe Mixon	43	296	6.9	21	1
Giovani Bernard	35	218	6.2	26	0
John Ross III	21	210	10.0	39t	7
Alex Erickson	20	167	8.4	28	0
Tyler Eifert	15	179	11.9	29	1
Cody Core	13	160	12.3	30t	1
Mark Walton	5	41	8.2	24	0
Nyly Kroft	4	36	9.0	16	0
Auden Tate	4	35	8.8	15	0
Matt Lengel	3	17	5.7	9	1
Jordan Franks	2	37	18.5	32	0
Josh Malone	1	12	12.0	12	0
BENGALS	331	3569	10.8	49	27
OPPONENTS	389	4587	11.8	72t	32

INTERCEPTIONS	NO	YDS	AVG	LG	TD
Shawn Williams	5	131	26.2	58t	1
Jessie Bates III	3	42	14.0	21t	1
Preston Brown	2	20	10.0	18	0
Michael Johnson	1	22	22.0	22t	1
Jordan Evans	1	7	7.0	7	0
BENGALS	12	222	18.5	58t	3
OPPONENTS	13	221	17.0	78	1

PUNTING	NO	YDS	AVG	NET	TB	IN-20	LG	BLK
Kevin Huber	71	3119	43.9	39.4	3	29	69	1
BENGALS	72	3119	43.3	39.4	3	29	69	1
OPPONENTS	54	2284	42.3	37.6	1	22	69	1

PUNT RETURNS	NO	FC	YDS	AVG	LG	TD
Alex Erickson	20	20	212	10.6	38	0
Darius Phillips	2	1	24	12.0	16	0
BENGALS	22	21	236	10.7	38	0
OPPONENTS	30	24	220	7.3	71t	1

KICKOFF RETURNS	NO	YDS	AVG	LG	TD
Alex Erickson	40	1049	26.2	77	0
Giovani Bernard	2	25	12.5	14	0
Brandon Wilson	1	-3	-3.0	-3	0
BENGALS	43	1071	24.9	77	0
OPPONENTS	31	705	22.7	53	0

FIELD GOALS	1-19	20-29	30-39	40-49	50+
Randy Bullock	0-0	4-4	7-8	6-6	2-5
BENGALS	0-0	4-4	7-8	6-6	2-5
OPPONENTS	0-0	11-11	9-9	7-7	6-9

Randy Bullock: (42G, 39G), (28G, 40G), (53WL), (36G), (37B), (51G, 20G), (—), (33G), (44G), (—), (52WR), (54B), (35G), (47G, 23G, 46G), (34G, 38G, 23G), (51G), (49G, 32G).

Opponents: (21G, 38G, 51G, 55SH), (55G), (40G), (55G, 28G, 32G), (42G), (21G, 24G), (53WL, 26G), (25G, 38G), (29G, 42G, 41G), (28G, 56G, 24G), (—), (50WL, 29G), (59G, 31G, 32G, 45G), (50G, 27G, 40G), (37G, 31G), (39G, 47G, 35G).

USUAL STARTERS

OFFENSE		DEFENSE	
WR	A.J. Green	LDE	Carlos Dunlap
	John Ross III	NT	Andrew Billings
LOT	Cordy Glenn	DT	Geno Atkins
LG	Clint Boling	RDE	Michael Johnson
C	Billy Price	LB	Nick Vigil
	Trey Hopkins	LB	Preston Brown
RG	Alex Redmond		Hardy Nickerson
ROT	Bobby Hart	NCB	Darqueze Dennard
TE	C.J. Uzomah	LCB	Dre Kirkpatrick
WR	Alex Erickson	RCB	William Jackson III
WR	Tyler Boyd	SS	Shawn Williams
QB	Andy Dalton	FS	Jessie Bates III
HB	Joe Mixon		

DEFENSE* ST AT TT SKS-YDS INT-YDS PD FF FR-YDS

Jessie Bates III	73	38	111	0-0	3-42	7	0	0-0
Shawn Williams	79	29	108	1-0	5-131	9	1	0-0
Nick Vigil	28	22	84	0-0	0-0	3	0	1-0
Darqueze Dennard	53	14	67	0-0	0-0	6	2	1-0
Jordan Evans	38	21	59	1.5-0	1-7	3	0	0-0
Hardy Nickerson	36	18	54	0-0	0-0	1	1	0-0
Carlos Dunlap	31	16	47	8-32	0-0	8	2	1-0
Geno Atkins	24	21	45	10-55	0-0	0	0	0-0
Preston Brown	27	15	42	0-0	2-20	4	0	0-0
Dre Kirkpatrick	35	6	41	0-0	0-0	9	0	0-0
William Jackson III	34	7	41	0-0	0-0	13	0	0-0
Sam Hubbard	27	12	39	6.37	0-0	2	1	1-19
Michael Johnson	18	15	33	0.5-0	1-22	2	0	0-0
Vontaze Burfitt	16	17	33	0-0	0-0	3	0	0-0
Andrew Billings	22	10	32	2.5-14.5	0-0	0	0	0-0
Clayton Fejedelem	18	4	22	0-0	0-0	0	1	1-83
Jordan Willis	15	5	20	1-7	0-0	1	0	1-0
Darius Phillips	18	1	19	0-0	0-0	2	1	0-0
Vincent Rey	8	6	14	0-0	0-0	0	0	0-0
Kel'Varae Russell	9	3	12	0-0	0-0	1	0	0-0
Ryan Glasgow	6	5	11	0-0	0-0	0	0	0-0
Christian Ringo	6	4	10	1.5-12.5	0-0	0	0	0-0
Josh Tupou	6	3	9	0-0	0-0	0	0	0-0
Carl Lawson	4	2	6	1-7	0-0	0	0	0-0
Adolphus Washington	2	4	6	1-8	0-0	0	0	0-0
Niles Scott	4	0	4	0-0	0-0	0	0	0-0
Tony McRae	2	1	3	0-0	0-0	1	0	0-0
Malik Jefferson	1	2	3	0-0	0-0	0	0	0-0
Brandon Wilson	0	2	2	0-0	0-0	0	0	0-0

SPECIAL TEAMS* ST AT TT FF FR-YDS BP BFG BXP

Clayton Fejedelem	5	8	13	0	0-0	1	0	0
Brandon Wilson	6	3	9	0	0-0	0	0	0
Malik Jefferson	4	3	7	0	0-0	0	0	0
Tony McRae	2	4	6	1	0-0	0	0	0
Mark Walton	4	1	5	0	0-0	0	0	0
Vincent Rey	3	2	5	0	0-0	0	0	0
Brandon Bell	2	2	4	0	0-0	0	0	0
Cody Core	2	1	3	0	0-0	0	0	0
Hardy Nickerson	2	1	3	0	0-0	0	0	0
Clark Harris	1	2	3	0	0-0	0	0	0
Darius Phillips	1	2	3	0	0-0	0	0	0
Alex Erickson	2	0	2	0	0-0	0	0	0
Jordan Evans	2	0	2	0	0-0	0	0	0
Shawn Williams	2	0	2	0	0-0	0	0	0
Chris Worley	1	1	2	0	0-0	0	0	0
Tra Carson	1	0	1	0	0-0	0	0	0
Darqueze Dennard	1	0	1	0	0-0	0	0	0
Jordan Franks	1	0	1	0	0-0	0	0	0
Davontae Harris	1	0	1	0	0-0	0	0	0
Tyler Kroft	1	0	1	0	0-0	0	0	0
Matt Lengel	0							

2019 STATISTICS

RECORD: 2-14-0

HEAD COACH: ZAC TAYLOR

DATE	W-L	SCORE	OPPONENT	ATTENDANCE
9-8-19	L	20-21	at Seattle	68,710
9-15-19	L	17-41	SAN FRANCISCO	50,666
9-22-19	L	17-21	at Buffalo	69,448
9-30-19	L	3-27	at Pittsburgh	57,959
10-6-19	L	23-26	ARIZONA	46,012
10-13-19	L	17-23	at Baltimore	70,051
10-20-19	L	17-27	JACKSONVILLE	42,784
10-27-19	L	10-24	vs. L.A. Rams (London)	83,720
11-3-19			— BYE —	
11-10-19	L	13-49	BALTIMORE	45,918
11-17-19	L	10-17	at Oakland	51,921
11-24-19	L	10-16	PITTSBURGH	47,423
12-1-19	W	22-6	N.Y. JETS	39,804
12-8-19	L	19-27	at Cleveland	67,431
12-15-19	L	13-34	NEW ENGLAND	57,066
12-22-19	L	35-38 (OT)	at Miami	60,968
12-29-19	W	33-23	CLEVELAND	47,759

TEAM STATISTICS		BENGALS	OPPONENTS
TOTAL FIRST DOWNS	312	328
Rushing	85	124
Passing	191	183
Penalty	36	21
3rd Down: Made-Att	80-222	89-209
3rd Down Pct.	36.0	42.6
4th Down: Made-Att	13-26	5-10
4th Down Pct.	50.0	50.0
POSSESSION AVG.	29:19	30:41
TOTAL NET YARDS	5169	6299
Avg. Per Game	323.1	393.7
Total Plays	1049	1034
Avg. Per Play	4.9	6.1
NET YARDS RUSHING	1517	2382
Avg. Per Game	94.8	148.9
Total Rushes	385	504
NET YARDS PASSING	3652	3917
Avg. Per Game	228.3	244.8
Sacked-Yards Lost	48-342	31-204
Gross Yards	3994	4121
Att.-Completions	616-356	499-308
Completion Pct.	57.8	61.7
Had Intercepted	16	11
PUNTS-AVG.	75-45.3	69-44.5
Net Punting Avg.	75-42.1	69-40.4
PENALTIES-YARDS	93-761	122-988
FUMBLES-BALLS LOST	25-14	11-5
TOUCHDOWNS	28	47
Rushing	9	17
Passing	18	25
Returns	1	5

SCORE BY PERIODS		1	2	3	4	OT	PTS
BENGALS	66	87	36	90	0	279
OPPONENTS	98	132	96	91	3	420

SCORING		TD	TD-R	TD-P	TD-R	K-PAT	FG	S	PTS
Randy Bullock	0	0	0	0	24-25	27-31	0	105
Joe Mixon	8	5	3	0	—	—	0	48
Tyler Boyd	5	0	5	0	—	—	0	30
Andy Dalton	4	4	0	0	—	—	0	26
Tyler Eifert	3	0	3	0	—	—	0	20
John Ross III	3	0	3	0	—	—	0	18
C.J. Uzomah	2	0	2	0	—	—	0	12
Cethan Carter	1	0	1	0	—	—	0	6
Auden Tate	1	0	1	0	—	—	0	6
Brandon Wilson	1	0	0	1	—	—	0	6
(team)	—	—	—	—	—	—	1	2
BENGALS	28	9	18	1	24-25	27-31	1	279
OPPONENTS	47	17	25	5	44-45	30-34	0	420

Two-point conversions: Andy Dalton 1 (1 R), Tyler Eifert 1 (1 P). BENGALS 2-3 (1-1 R, 1-2 P), OPPONENTS 2-2 (0-0 R, 2-2 P).

Fumbles-lost: Andy Dalton 8-4, Ryan Finley 4-3, Alex Erickson 4-2, Tyler Boyd 2-2, Giovanni Bernard 2-1, Trey Hopkins 2-0, John Ross III 1-1, Auden Tate 1-1, Brandon Wilson 1-0. BENGALS 24-13, OPPONENTS 11-5.

PASSING		ATT	CMP	YDS	CMP%	YDS/ATT	TD	TD%	INT	INT%	LG	SKD-YDS	RAT
Andy Dalton	528	314	3494	59.5	6.62	16	3.0	14	2.7	66†	37-249	78.3
Ryan Finley	87	41	474	47.1	5.45	2	2.3	2	2.3	47	11-93	62.1
Alex Erickson	1	1	26	100.0	26.00	0	0.0	0	0.0	26	0-0	118.8
BENGALS	616	356	3994	57.8	6.48	18	2.9	16	2.6	66†	48-342	76.2
OPPONENTS	499	308	4121	61.7	8.26	25	5.0	11	2.2	79†	31-204	95.4

RUSHING		ATT	YDS	AVG	LG	TD
Joe Mixon	278	1137	4.1	41	5
Giovanni Bernard	53	170	3.2	25	0
Ryan Finley	10	77	7.7	24	0
Andy Dalton	32	73	2.3	17	4
Alex Erickson	5	33	6.6	17	0
Tyler Boyd	4	23	5.8	10	0
John Ross III	3	4	1.3	5	0
BENGALS	385	1517	3.9	41	9
OPPONENTS	504	2382	4.7	57	17

RECEIVING		REC	YDS	AVG	LG	TD
Tyler Boyd	90	1046	11.6	47	5
Alex Erickson	43	529	12.3	52	0
Tyler Eifert	43	436	10.1	27	3
Auden Tate	40	575	14.4	33	1
Joe Mixon	35	287	8.2	33	3
Giovanni Bernard	30	234	7.8	35	0
John Ross III	28	506	18.1	66†	3
C.J. Uzomah	27	242	9.0	36	2
Damon Willis	9	82	9.1	17	0
Drew Sample	5	30	6.0	21	0
Stanley Morgan	3	18	6.0	9	0
Cethan Carter	2	13	6.5	8†	1
Andy Dalton	1	4	4.0	4	0
BENGALS	356	3994	11.2	66†	18
OPPONENTS	308	4121	13.4	79†	25

INTERCEPTIONS		NO	YDS	AVG	LG	TD
Darius Phillips	4	82	20.5	28	0
Jessie Bates III	3	33	11.0	20	0
Nick Vigil	1	34	34.0	34	0
William Jackson III	1	19	19.0	19	0
Shawn Williams	1	12	12.0	12	0
B.W. Webb	1	1	1.0	1	0
BENGALS	11	181	16.5	34	0
OPPONENTS	16	314	19.6	89†	4

PUNTING		NO	YDS	AVG	NET	TB	IN-20	LG	BLK
Kevin Huber	75	3394	45.3	42.1	5	30	63	0
BENGALS	75	3394	45.3	42.1	5	30	63	0
OPPONENTS	69	3073	44.5	40.4	6	23	65	0

PUNT RETURNS		NO	FC	YDS	AVG	LG	TD
Alex Erickson	25	16	157	6.3	17	0
Darius Phillips	3	1	8	2.7	9	0
Tyler Boyd	1	0	-1	-1.0	-1	0
BENGALS	29	17	164	5.7	17	0
OPPONENTS	24	30	136	5.7	17	0

KICKOFF RETURNS		NO	YDS	AVG	LG	TD
Brandon Wilson	20	625	31.3	92†	1
Darius Phillips	17	373	21.9	37	0
Alex Erickson	4	79	19.8	26	0
Giovanni Bernard	1	14	14.0	14	0
BENGALS	42	1091	26.0	92†	1
OPPONENTS	19	401	21.1	47	0

FIELD GOALS		1-19	20-29	30-39	40-49	50+
Randy Bullock	0-0	10-10	6-6	10-12	1-3
BENGALS	0-0	10-10	6-6	10-12	1-3
OPPONENTS	0-0	12-12	8-10	9-10	1-2

Randy Bullock: (39G, 45WL, 27G), (52WL, 37G), (43G), (28G), (23G, 48G, 23G), (22G), (38G), (28G), (42G, 39G), (53WL, 40G), (27G), (24G, 48WR, 47G), (34G, 44G, 28G, 46G), (34G, 48G), (20G, 57G), (47G, 46G).

Opponents: (—), (33G, 38G, 39WR), (34G, 45G, 62WL), (29G, 49G), (37WR, 23G, 20G, 22G, 31G), (40G, 49G, 21G), (21G, 29G, 37G, 26G), (23G), (—), (20G), (26G, 47G, 26G), (42G, 39G), (53G, 31G), (40G, 46G), (47WL, 37G), (42G).

USUAL STARTERS

OFFENSE		DEFENSE	
WR	Auden Tate	LDE	Carlos Dunlap
LOT	Andre Smith	NT	Andrew Billings
	John Jerry	DT	Geno Atkins
	Cordy Glenn	RDE	Josh Tupou
LG	Michael Jordan	DT	Sam Hubbard
	Billy Price	LB	Nick Vigil
C	Trey Hopkins	LB	Preston Brown
RG	John Miller		Germaine Pratt
ROT	Bobby Hart	CB	B.W. Webb
TE	C.J. Uzomah		Dre Kirkpatrick
WR	Tyler Boyd	CB	William Jackson III
WR	John Ross III	S	Shawn Williams
	Alex Erickson	S	Jessie Bates III
QB	Andy Dalton		
HB	Joe Mixon		

DEFENSE* ST AT TT SKS-YDS INT-YDS PD FF FR-YDS

Shawn Williams	79	33	112	1-3	1-12	3	0	0-0
Nick Vigil	60	51	111	1-0	1-34	5	1	2-13
Jessie Bates III	71	29	100	0-0	3-33	9	1	1-0
Sam Hubbard	46	30	76	8.5-56.5	0-0	3	1	0-0
Germaine Pratt	47	25	72	0-0	0-0	0	0	0-0
Carlos Dunlap	39	24	63	9-63	0-0	8	2	0-0
Preston Brown	26	26	52	0-0	0-0	0	1	1-0
Geno Atkins	18	29	47	4.5-23.5	0-0	0	0	0-0
B.W. Webb	30	7	37	0-0	1-1	7	0	0-0
William Jackson III	26	11	37	0-0	1-19	3	0	0-0
Darquezze Denard	25	12	37	0-0	0-0	5	0	0-0
Andrew Billings	18	17	35	1-13	0-0	0	0	0-0
Dre Kirkpatrick	27	6	33	1-9	0-0	4	0	1-11
Josh Tupou	14	13	27	0-0	0-0	0	1	0-0
Carl Lawson	17	6	23	5-36	0-0	0	0	0-0
Brandon Wilson	11	7	18	0-0	0-0	0	2	0-0
Tony McRae	13	2	15	0-0	0-0	1	0	0-0
Andrew Brown	10	4	14	0-0	0-0	0	0	0-0
Clayton Fejedelem	12	1	13	0-0	0-0	0	0	0-0
Renell Wren	4	4	8	0-0	0-0	0	0	0-0
Ryan Glasgow	1	6	7	0-0	0-0	0	0	0-0
Jordan Evans	2	4	6	0-0	0-0	1	0	0-0
Anthony Zettel	3	2	5	0-0	0-0	0	0	0-0
Darius Phillips	4	0	4	0-0	4-8	7	0	0-0
Hardy Nickerson	3	1	4	0-0	0-0	0	0	0-0
LaRoy Reynolds	2	1	3	0-0	0-0	1	0	0-0
Torry McTyer	2	0	2	0-0	0-0	0	0	0-0
Kerry Wynn	0	2	2	0-0	0-0	0	0	0-0
Greg Mabin	1	0	1	0-0	0-0	1	0	0-0

SPECIAL TEAMS* ST AT TT FF FR-YDS BP BFG BXP

Cethan Carter	4	3	7	0	0-0	0	0	0
Tony McRae	4	3	7	0	0-0	0	0	0
Jordan Evans	4	2	6	0	0-0	0	0	0
Brandon Wilson	3	3	6	0	0-0	0	0	0
Stanley Morgan	4	1	5	0	0-0	0	0	0
Samaje Perine	3	1	4	0	0-0	0	0	0
Germaine Pratt	3	1	4	0	0-0	0	0	0
LaRoy Reynolds	3	0	3	0	0-0	0	0	0
Hardy Nickerson	2	0	2	0	0-0	0	0	0
Preston Brown	1	1	2	0	0-0	0	0	0
Clayton Fejedelem	1	1	2	0	0-0			

2020 STATISTICS

RECORD: 4-11-1

HEAD COACH: ZAC TAYLOR

DATE	W-L	SCORE	OPPONENT	ATTENDANCE
9-13-20	L	13-16	L.A. CHARGERS	—
9-17-20	L	30-35	at Cleveland	6000
9-27-20	T	23-23 (OT)	at Philadelphia	—
10-4-20	W	33-25	JACKSONVILLE	6243
10-11-20	L	3-27	at Baltimore	—
10-18-20	L	27-31	at Indianapolis	12,453
10-25-20	L	34-37	CLEVELAND	9732
11-1-20	W	31-20	TENNESSEE	9712
11-8-20		— BYE —		
11-15-20	L	10-36	at Pittsburgh	5909
11-22-20	L	9-20	at Washington	—
11-29-20	L	17-19	N.Y. GIANTS	10,208
12-6-20	L	7-19	at Miami	12,577
12-13-20	L	7-30	DALLAS	10,322
12-21-20	W	27-17	PITTSBURGH	10,249
12-27-20	W	37-31	at Houston	12,344
1-3-21	L	3-38	BALTIMORE	10,499

TEAM STATISTICS	BENGALS	OPPONENTS
TOTAL FIRST DOWNS	318	343
Rushing	92	126
Passing	201	192
Penalty	25	25
3rd Down: Made-Att	77-213	91-210
3rd Down Pct.	36.2	43.3
4th Down: Made-Att	19-27	10-16
4th Down Pct.	70.4	62.5
POSSESSION AVG.	30:50	29:10
TOTAL NET YARDS	5116	6227
Avg. Per Game	319.8	389.2
Total Plays	1040	1021
Avg. Per Play	4.9	6.1
NET YARDS RUSHING	1668	2368
Avg. Per Game	104.3	148.0
Total Rushes	463	463
NET YARDS PASSING	3448	3859
Avg. Per Game	215.5	241.2
Sacked-Yards Lost	48-345	17-83
Gross Yards	3793	3942
Att.-Completions	581-372	541-340
Completion Pct.	64.0	62.8
Had Intercepted	11	11
PUNTS-AVG.	71-47.2	59-47.4
Net Punting Avg.	71-42.8	59-41.4
PENALTY-TIES-YARDS	83-675	99-795
FUMBLES-BALLS LOST	20-13	14-6
TOUCHDOWNS	33	47
Rushing	13	13
Passing	19	32
Returns	1	2

SCORE BY PERIODS	1	2	3	4	OT	PTS
BENGALS	61	107	53	90	0	311
OPPONENTS	76	121	98	129	0	424

SCORING	TD	TD-R	TD-P	TD-R	K-PAT	FG	S	PTS
Randy Bullock	0	0	0	0	24-25	21-26	0	87
Giovani Bernard	6	3	3	0	—	—	0	36
Tee Higgins	6	0	6	0	—	—	0	36
Austin Seibert	0	0	0	0	8-8	6-8	0	26
Tyler Boyd	4	0	4	0	—	—	0	24
Joe Mixon	4	3	1	0	—	—	0	24
Joe Burrow	3	3	0	0	—	—	0	18
Samaje Perine	3	3	0	0	—	—	0	18
A.J. Green	2	0	2	0	—	—	0	12
Ryan Finley	1	1	0	0	—	—	0	6
Drew Sample	1	0	1	0	—	—	0	6
Mike D. Thomas	1	0	1	0	—	—	0	6
C.J. Uzomah	1	0	1	0	—	—	0	6
Brandon Wilson	1	0	0	1	—	—	0	6
BENGALS	33	13	19	1	32-33	27-34	0	311
OPPONENTS	47	13	32	2	43-44	33-38	0	424

Two-point conversions: None. BENGALS 0-0 (0-0 R, 0-0 P), OPPONENTS 0-3 (0-0 R, 0-3 P).

Fumbles-lost: Joe Burrow 9-4, Alex Erickson 2-2, Brandon Allen 1-1, Giovani Bernard 1-1, Tee Higgins 1-1, Joe Mixon 1-1, Drew Sample 1-1, Mike D. Thomas 1-1, Trayveon Williams 1-1, Tyler Boyd 1-0, Billy Price 1-0. BENGALS 20-13, OPPONENTS 14-6.

PASSING	ATT	CMP	YDS	CMP%	YDS/ATT	TD	TD%	INT	INT%	LG	SKD-YDS	RAT
Joe Burrow	404	264	2688	65.3	6.65	13	3.2	5	1.2	67	32-231	89.8
Brandon Allen	142	90	925	63.4	6.51	5	3.5	4	2.8	72t	7-51	82.0
Ryan Finley	32	17	164	53.1	5.13	1	3.1	2	6.3	30	9-63	52.1
Tyler Boyd	2	1	16	50.0	8.00	0	0.0	0	0.0	16	0-0	77.1
Alex Erickson	1	0	0	0.0	0.00	0	0.0	0	0.0	—	0-0	39.6
BENGALS	581	372	3793	64.0	6.53	19	3.3	11	1.9	72t	48-345	85.7
OPPONENTS	541	340	3942	62.8	7.29	32	5.9	11	2.0	55	17-83	96.1

RUSHING	ATT	YDS	AVG	LG	TD
Joe Mixon	119	428	3.6	34t	3
Giovani Bernard	124	416	3.4	15	3
Samaje Perine	63	301	4.8	46t	3
Trayveon Williams	26	157	6.0	55	0
Joe Burrow	37	142	3.8	23t	3
Ryan Finley	11	66	6.0	23t	1
Tyler Boyd	5	49	9.8	25	0
Shawn Williams	2	46	23.0	39	0
Tee Higgins	5	28	5.6	13	0
Brandon Allen	13	27	2.1	4	0
Alex Erickson	5	7	1.4	7	0
Mike D. Thomas	1	1	1.0	1	0
BENGALS	411	1668	4.1	55	13
OPPONENTS	463	2368	5.1	72t	13

RECEIVING	REC	YDS	AVG	LG	TD
Tyler Boyd	79	841	10.6	72t	4
Tee Higgins	67	908	13.6	67	6
A.J. Green	47	523	11.1	33	2
Giovani Bernard	47	355	7.6	42	3
Drew Sample	40	349	8.7	23	1
Joe Mixon	21	138	6.6	19	1
Auden Tate	14	150	10.7	19	0
Mike D. Thomas	13	132	10.2	29	1
Alex Erickson	12	139	11.6	42	0
Samaje Perine	11	66	6.0	15	0
C.J. Uzomah	8	87	10.9	23t	1
Cethan Carter	5	53	10.6	24	0
Trayveon Williams	5	30	6.0	13	0
Trent Ross III	2	17	8.5	15	0
John Ross III	1	5	5.0	5	0
BENGALS	372	3793	10.2	72t	19
OPPONENTS	340	3942	11.6	55	32

INTERCEPTIONS	NO	YDS	AVG	LG	TD
Jessie Bates III	3	12	4.0	12	0
Logan Wilson	2	0	0.0	0	0
William Jackson III	1	30	30.0	30	0
Mackensie Alexander	1	21	21.0	21	0
Darius Phillips	1	21	21.0	21	0
Akeem Davis-Gaither	1	0	0.0	0	0
Jordan Evans	1	0	0.0	0	0
LeShaun Sims	1	0	0.0	0	0
BENGALS	11	84	7.6	30	0
OPPONENTS	11	23	2.1	12	0

PUNTING	NO	YDS	AVG	NET	TB	IN-20	LG	BLK
Kevin Huber	71	3350	47.2	42.8	7	19	72	0
BENGALS	71	3350	47.2	42.8	7	19	72	0
OPPONENTS	59	2797	47.4	41.4	6	21	63	0

PUNT RETURNS	NO	FC	YDS	AVG	LG	TD
Alex Erickson	23	20	232	10.1	29	0
BENGALS	23	20	232	10.1	29	0
OPPONENTS	29	16	170	5.9	42	0

KICKOFF RETURNS	NO	YDS	AVG	LG	TD
Brandon Wilson	24	629	26.2	103t	1
Alex Erickson	3	71	23.7	24	0
Giovani Bernard	2	38	19.0	24	0
Khalid Kareem	1	13	13.0	13	0
Samaje Perine	1	13	13.0	13	0
BENGALS	31	764	24.6	103t	1
OPPONENTS	18	415	23.1	60	0

FIELD GOALS	1-19	20-29	30-39	40-49	50+
Randy Bullock	0-0	3-3	8-10	7-8	3-5
Austin Seibert	0-0	0-0	5-5	1-2	0-1
BENGALS	0-0	3-3	13-15	8-10	3-6
OPPONENTS	1-1	9-9	9-10	10-11	4-7

Randy Bullock: (50G, 43G, 31WR), (38G, 43G, 27G), (48G, 31G, 25G), (35G, 40G, 46G, 30G), (38G), (47G, 55G, 48RU), (37G, 23G), (33G), (37G), (34RU, 53G, 58RU), (44G), (53WL), (—), (—), (—), (—).

Austin Seibert: (—), (—), (—), (—), (—), (—), (—), (—), (—), (—), (—), (—), (34G, 55WR, 33G), (49WL, 35G, 48G, 36G), (38G).

Opponents: (24G, 43G, 50WR, 22G), (—), (27G, 42G, 54G), (48WL, 32G, 20G, 50G, 30G), (46G, 61WR, 39G), (40G), (43G), (53RU), (41G, 30G, 45G), (32G, 50G, 38WR), (49G, 40G, 39G, 32G), (25G, 48G, 23G, 19G), (34G, 20G, 55G), (25G), (21G), (34G).

USUAL STARTERS

OFFENSE			DEFENSE		
WR	A.J. Green	LDE	Sam Hubbard		
LOT	Jonah Williams	NT	Mike Daniels		
LG	Michael Jordan	DT	Christian Covington		
C	Trey Hopkins	RDE	Carl Lawson		
RG	Alex Redmond	LB	Josh Bynes		
	Quinton Spain	LB	Germaine Pratt		
ROT	Bobby Hart	NCB	Mackensie Alexander		
TE	Drew Sample	CB	LeShaun Sims		
WR	Tyler Boyd		Darius Phillips		
WR	Tee Higgins	CB	William Jackson III		
QB	Joe Burrow	S	Vonn Bell		
HB	Giovani Bernard	S	Jessie Bates III		
	Joe Mixon				

DEFENSE*	ST	AT	TT	SKS-YDS	INT-YDS	PD	FF	FR-YDS
Vonn Bell	67	47	114	0-0	0-0	5	3	2-65
Jessie Bates III	76	31	107	0-0	3-12	15	1	0-0
Josh Bynes	53	46	99	1-0	0-0	2	0	1-0
Germaine Pratt	54	34	88	0-0	0-0	2	0	0-0
Sam Hubbard	33	29	62	2-8	0-0	3	1	0-0
LeShaun Sims	38	14	52	0-0	1-0	4	0	0-0
Mackensie Alexander	32	15	47	0-0	1-21	6	0	0-0
William Jackson III	38	7	45	0-0	1-30	11	0	0-0
Christian Covington	14	25	39	0-0	0-0	0	0	0-0
Darius Phillips	29	7	36	0-0	1-21	12	2	0-0
Carl Lawson	18	18	36	5.5-31	0-0	2	0	0-0
Logan Wilson	19	8	27	1-10	2-0	3	0	0-0
Akeem Davis-Gaither	16	10	26	0.5-0	1-0	3	0	0-0
Xavier Williams	10	12	22	1-0	0-0	0	0	1-0
Khalid Kareem	9	10	19	1-0	0-0	0	0	0-0
DJ Reader	8	11	19	0-0	0-0	2	0	0-0
Carlos Dunlap	13	5	18	1-9	0-0	2	0	0-0
Mike Daniels	7	10	17	0-0	0-0	0	0	0-0
Amani Bledsoe	6	11	1					

2022 STATISTICS

RECORD: 12-4

HEAD COACH: ZAC TAYLOR

(BENGALS WON AFC NORTH DIVISION; SEE POSTSEASON
PORTION OF TEAM HISTORY SECTION FOR POSTSEASON STATS)

DATE	W-L	SCORE	OPPONENT	ATTENDANCE
9-11-22	L	20-23 (OT)	PITTSBURGH	65,841
9-18-22	L	17-20	at Dallas	92,944
9-25-22	W	27-12	at N.Y. Jets	73,708
9-29-22	W	27-15	MIAMI	67,260
10-9-22	L	17-19	at Baltimore	70,548
10-16-22	W	30-26	at New Orleans	70,004
10-23-22	W	35-17	ATLANTA	66,158
10-31-22	L	13-32	at Cleveland	67,431
11-6-22	W	42-21	CAROLINA	66,160
11-13-22		— BYE —		
11-20-22	W	37-30	at Pittsburgh	66,401
11-27-22	W	20-16	at Tennessee	69,441
12-4-22	W	27-24	KANSAS CITY	66,243
12-11-22	W	23-10	CLEVELAND	66,222
12-18-22	W	34-23	at Tampa Bay	69,305
12-24-22	W	22-18	at New England	65,878
1-2-23			BUFFALO CANCELED	
1-8-23	W	27-16	BALTIMORE	65,849

TEAM STATISTICS		BENGALS	OPPONENTS
TOTAL FIRST DOWNS			
Rushing		357	295
Passing		221	173
Penalty		40	20
3rd Down: Made-Att		95-206	84-212
3rd Down Pct.		46.1	39.6
4th Down: Made-Att		3-12	9-23
4th Down Pct.		25.0	39.1
POSSESSION AVG.		31:55	28:05
TOTAL NET YARDS			
Avg. Per Game		360.5	335.7
Total Plays		1053	996
Avg. Per Play		5.4	5.4
NET YARDS RUSHING			
Avg. Per Game		95.5	106.6
Total Rushes		399	407
NET YARDS PASSING			
Avg. Per Game		265.0	229.1
Sacked-Yards Lost		44-280	30-163
Gross Yards		4520	3828
Att.-Completions		610-418	559-329
Completion Pct.		68.5	58.9
Had Intercepted		12	13
PUNTS-AVG.			
Net Punting Avg.		59-45.4	63-47.5
PENALTIES-YARDS		81-623	100-832
FUMBLES-BALLS LOST			
TOUCHDOWNS		50	32
Rushing		14	12
Passing		35	17
Returns		1	3

SCORE BY PERIODS	1	2	3	4	OT	PTS
BENGALS	94	139	85	100	0	418
OPPONENTS	52	128	72	67	3	322

SCORING	TD	TD-R	TD-P	TD-Rt	K-PAT	FG	S	PTS
Evan McPherson	0	0	0	0	40-44	24-29	0	112
Ja'Marr Chase	9	0	9	0	—	—	0	54
Joe Mixon	7	2	0	0	—	—	0	42
Tee Higgins	7	0	7	0	—	—	0	42
Samaje Perine	6	2	4	0	—	—	0	36
Tyler Boyd	5	0	5	0	—	—	0	30
Joe Burrow	5	5	0	0	—	—	0	30
Trenton Irwin	4	0	4	0	—	—	0	24
Hayden Hurst	2	0	2	0	—	—	0	12
Chris Evans	1	0	1	0	—	—	0	6
Joseph Ossai	1	0	0	1	—	—	0	6
Mitchell Wilcox	1	0	1	0	—	—	0	6
Mike D. Thomas	0	0	0	0	—	—	0	2
BENGALS	50	14	35	1	40-44	24-29	0	418
OPPONENTS	32	12	17	3	26-29	34-40	0	322

Two-point conversions: Tyler Boyd 1, Tee Higgins 1, Mike D. Thomas 1. BENGALS 3-6 (0-1 R, 3-5 P), OPPONENTS 1-3 (1-1 R, 0-2 P).

Fumbles-lost: Joe Burrow 6-3, Ja'Marr Chase 2-2, Trent Taylor 2-1, Logan Wilson 1-0. BENGALS 11-6, OPPONENTS 21-11.

PASSING	ATT	CMP	YDS	CMP%	YDS/ATT	TD	TD%	INT	INT%	LG	SKD-YDS	RAT
Joe Burrow	606	414	4475	68.3	7.38	35	5.8	12	2.0	60t	41-259	100.8
Brandon Allen	3	3	22	100.0	7.33	0	0.0	0	0.0	13	1-0	97.2
Tyler Boyd	1	1	23	100.0	23.00	0	0.0	0	0.0	23	1-12	118.8
Ja'Marr Chase	0	0	0	—	—	0	—	0	—	—	1-9	—
BENGALS	610	418	4520	68.5	7.41	35	5.7	12	2.0	60t	44-280	101.0
OPPONENTS	559	329	3828	58.9	6.85	17	3.0	13	2.3	75t	30-163	80.1

RUSHING	ATT	YDS	AVG	LG	TD
Joe Mixon	210	814	3.9	40	7
Samaje Perine	95	394	4.1	29	2
Joe Burrow	75	257	3.4	23	5
Trayveon Williams	6	30	5.0	16	0
Trent Taylor	4	15	3.8	9	0
Trenton Irwin	1	11	11.0	11	0
Ja'Marr Chase	5	8	1.6	6	0
Brandon Allen	3	-1	-0.3	2	0
BENGALS	399	1528	3.8	40	14
OPPONENTS	407	1706	4.2	44t	12

RECEIVING	REC	YDS	AVG	LG	TD
Ja'Marr Chase	87	1046	12.0	60t	9
Tee Higgins	74	1029	13.9	59t	7
Joe Mixon	60	441	7.4	35	2
Tyler Boyd	58	762	13.1	60t	5
Hayden Hurst	52	414	8.0	29	2
Samaje Perine	38	287	7.6	32	4
Mitchell Wilcox	17	139	8.2	19	1
Trenton Irwin	15	231	15.4	45t	4
Trent Taylor	6	62	10.3	34	0
Chris Evans	3	38	12.7	26	1
Mike D. Thomas	2	38	19.0	33	0
Trayveon Williams	2	30	15.0	24	0
Devin Asiasi	2	5	2.5	6	0
Drew Sample	2	-2	-1.0	2	0
BENGALS	418	4520	10.8	60t	35
OPPONENTS	329	3828	11.6	75t	17

INTERCEPTIONS	NO	YDS	AVG	LG	TD
Vonn Bell	4	56	14.0	46	0
Jessie Bates III	4	28	7.0	16	0
Germaine Pratt	2	3	1.5	3	0
Logan Wilson	1	41	41.0	41	0
Mike Hilton	1	5	5.0	5	0
Tre Flowers	1	0	0.0	0	0
BENGALS	13	133	10.2	46	0
OPPONENTS	12	119	9.9	69t	2

PUNTING	NO	YDS	AVG	NET	TB	IN-20	LG	BLK
Kevin Huber	31	1340	43.2	37.4	1	9	63	0
Drue Chrisman	28	1338	47.8	42.6	2	13	65	0
BENGALS	59	2678	45.4	39.9	3	22	65	0
OPPONENTS	63	2991	47.5	41.1	3	18	71	0

PUNT RETURNS	NO	FC	YDS	AVG	LG	TD
Trent Taylor	33	19	340	10.3	27	0
BENGALS	33	19	340	10.3	27	0
OPPONENTS	25	20	266	10.6	56	0

KICKOFF RETURNS	NO	YDS	AVG	LG	TD
Trayveon Williams	16	356	22.3	42	0
Chris Evans	10	211	21.1	29	0
Trent Taylor	2	15	7.5	9	0
Devin Asiasi	1	14	14.0	14	0
BENGALS	29	596	20.6	42	0
OPPONENTS	37	792	21.4	66	0

FIELD GOALS	1-19	20-29	30-39	40-49	50+
Evan McPherson	1-1	5-6	4-4	9-13	5-5
BENGALS	1-1	5-6	4-4	9-13	5-5
OPPONENTS	0-0	10-10	9-10	7-7	8-13

Evan McPherson: (59G, 26G, 29WL), (43G, 50G, 46G), (22G, 43G, 41WL), (19G, 57G), (40G), (52G), (—), (47WR), (48WL), (45G, 54G, 44G), (47G, 38G), (36G, 41G), (30G), (41G, 21G), (28G, 43WL), (34G, 26G).

Opponents: (20G, 48G, 55HLU, 53G), (54G, 50G), (50G, 40G, 52G, 43G), (23G, 48G, 52B, 20G), (37G, 58G, 25G, 43G), (35G, 30G, 37G, 31G), (43G), (53B, 55G), (—), (42G, 30G, 34G), (33G, 35WR, 24G, 38G), (26G, 55WR), (26G), (21G, 50WL), (—), (26G, 51G, 27G).

USUAL STARTERS

OFFENSE		DEFENSE	
WR	Ja'Marr Chase	LDE	Sam Hubbard
LOT	Jonah Williams	NT	DJ Reader
LG	Cordell Volson	DT	B.J. Hill
C	Ted Karras	DE	Zach Carter
RG	Alex Cappa	RDE	Trey Hendrickson
ROT	La'el Collins	LB	Logan Wilson
TE	Hayden Hurst	LB	Germaine Pratt
WR	Tyler Boyd	CB	Eli Apple
WR	Tee Higgins	CB	Cam Taylor-Britt
QB	Joe Burrow	S	Chidobe Awuzie
HB	Joe Mixon	S	Vonn Bell
		S	Jessie Bates III

DEFENSE*	ST	AT	TT	SKS-YDS	INT-YDS	PD	FF	FR-YDS
Logan Wilson	83	40	123	2.5-9.5	1-41	4	1	0-0
Germaine Pratt	50	49	99	1-4	2-3	10	1	1-(-7)
Vonn Bell	53	24	77	1-6.5	4-56	8	2	1-0
Jessie Bates III	38	33	71	0-0	4-28	8	1	0-0
B.J. Hill	30	38	68	3-12	0-0	4	1	3-0
Mike Hilton	48	12	60	0-0	1-5	6	0	0-0
Sam Hubbard	34	26	60	6.5-39.5	0-0	3	1	0-0
Cam Taylor-Britt	41	14	55	0-0	0-0	6	1	0-0
Eli Apple	35	14	49	0-0	0-0	8	0	0-0
Akeem Davis-Gaither	25	12	37	0-0	0-0	1	0	1-3
Chidobe Awuzie	29	6	35	0-0	0-0	5	1	0-0
Trey Hendrickson	22	10	32	8-47.5	0-0	3	3	0-0
DJ Reader	18	9	27	0-0	0-0	4	1	2-0
Cam Sample	17	8	25	2-11	0-0	0	0	0-0
Zach Carter	10	13	23	0.5-0.5	0-0	1	0	0-0
Tre Flowers	14	7	21	0-0	1-0	3	0	0-0
Josh Tupou	8	11	19	2-20	0-0	0	0	0-0
Joseph Ossai	6	11	17	3.5-12.5	0-0	1	0	2-0
Jay Tufele	6	10	16	0-0	0-0	0	0	0-0
Markus Bailey	9	4	13	0-0	0-0	0	0	0-0
Dax Hill	9	3	12	0-0	0-0	0	0	0-0
Joe Bachie	2	1	3	0-0	0-0	0	0	0-0
Domenique Davis	0	3	3	0-0	0-0	0	0	0-0
Allan George	2	0	2	0-0	0-0	0	0	0-0
Michael J. Thomas	1	1	2	0-0	0-0	0	0	0-0
Jalen Davis	0	2	2	0-0	0-0	0	0	0-0
Jeff Gunter	0	1	1	0-0	0-0	0	0	0-0

SPECIAL TEAMS*	ST	AT	TT	FF	FR-YDS	BP	BFG	BXP
Markus Bailey	9	2	11	0	0-0	0	0	0
Stanley Morgan	7	4	11	0	0-0	0	0	0
Michael J. Thomas	4	6	10	0	0-0	0	0	0
Akeem Davis-Gaither	5	4	9	0	0-0	0	0	0
Clay Johnston	4	4	8	0	0-0	0	0	0
Trayveon Williams	5	2	7	0	0-0	0	0	0
Joe Bachie	2	5	7	0	0-0	0	0	0
Tre Flowers	6	0	6	0	0-0	0	0	0
Dax Hill	2	2	4	0	0-0	0	0	0
Samaje Perine	1	3	4	1	0-0	0	0	0
Cal Adomitis	1	1	2	0	0-0	0	0	0
Evan McPherson	1	0	1	0	0-0	0	0	0
Chris Evans	0	1	1	0	0-0	0	0	0
Jalen Davis	0	0	0	0	1-0	0	0	0
Jeff Gunter	0	0	0	0	0-0	0	1	0
B.J. Hill	0	0	0	0	0-0	0	1	0

MISCELLANEOUS DEFENSE*	ST	AT	TT	FF	FR-YDS
Ja'Marr Chase	4	0	4	0	0-0
Samaje Perine	3	0	3	0	0-0
La'el Collins	1	0	1</		

OFFENSE/DEFENSE YEAR-BY-YEAR TOTALS

OFFENSE						
YEAR	PLAYS	FIRST DOWNS	NET YDS RUSH	NET YDS PASS	TOTAL NET YDS	PTS
1968	772	171	1807	1619	3426	215
1969	728	172	1523	2345	3868	280
1970	831	210	2057	1870	3927	312
1971	867	236	2142	2124	4266	284
1972	899	255	1996	2321	4317	299
1973	871	252	2236	2276	4512	286
1974	835	260	1978	2511	4489	283
1975	966	295	1819	3241	5060	340
1976	878	238	2109	2191	4300	335
1977	904	248	1861	2333	4194	238
1978	1034	271	2131	2741	4872	252
1979	1049	289	2329	2310	4639	337
1980	1060	283	2069	2815	4884	244
1981	1078	361	1973	3995	5968	421
1982	606	207	949	2339	3288	232
1983	1036	327	2104	3183	5287	346
1984	1081	339	2179	3301	5480	339
1985	1062	344	2183	3717	5900	441
1986	1046	348	2533	3957	6490	409
1987	1045	319	2164	3213	5377	285
1988	985	351	2710	3347	6057	448
1989	1083	348	2483	3618	6101	404
1990	943	277	2120	2943	5063	360
1991	993	286	1811	3158	4969	263
1992	934	248	1976	1943	3919	274
1993	986	239	1511	2541	4052	187
1994	990	267	1556	3236	4792	276
1995	975	288	1439	3753	5192	349
1996	1088	332	1793	3432	5225	372
1997	1002	310	1966	3316	5282	355
1998	979	271	1639	3185	4824	268
1999	1039	293	2051	3226	5277	283
2000	1001	254	2314	1946	4260	185
2001	1071	294	1712	3088	4800	226
2002	1054	315	1730	3476	5206	279
2003	1038	313	1987	3342	5329	346
2004	1004	286	1839	3301	5140	374
2005	1018	342	1910	3820	5730	421
2006	994	313	1629	3833	5462	373
2007	1008	320	1556	4012	5568	380
2008	984	245	1520	2406	3926	204
2009	1011	295	2056	2890	4946	305
2010	1046	317	1522	3767	5289	322
2011	1015	285	1778	3340	5118	344
2012	1016	292	1745	3578	5323	391
2013	1097	330	1755	4136	5891	430
2014	1018	313	2147	3421	5568	365
2015	1004	324	1805	3923	5728	419
2016	1050	341	1769	3942	5711	325
2017	927	267	1366	3122	4488	290
2018	938	304	1682	3290	4972	368
2019	1049	312	1517	3652	5169	279
2020	1040	318	1668	3448	5116	311
2021	1046	337	1742	4403	6145	460
2022	1053	357	1528	4240	5768	418

DEFENSE						
YEAR	PLAYS	FIRST DOWNS	NET YDS RUSH	NET YDS PASS	TOTAL NET YDS	PTS
1968	916	275	2097	2620	4717	329
1969	935	278	2651	2686	5337	367
1970	874	236	1543	2635	4178	255
1971	811	213	1778	2128	3906	265
1972	794	207	1815	1737	3552	229
1973	840	219	1807	1898	3705	231
1974	892	256	2152	1790	3942	259
1975	889	241	2194	1729	3923	246
1976	930	234	1912	1758	3670	210
1977	901	253	1897	2227	4124	235
1978	1036	269	2396	2236	4632	284
1979	1052	334	2219	3692	5911	421
1980	995	286	1680	3124	4804	312
1981	1055	324	1881	3408	5289	304
1982	551	170	850	2043	2893	177
1983	973	276	1499	2828	4327	302
1984	1034	322	1868	3391	5259	339
1985	1019	337	1999	3664	5663	437
1986	1051	336	2122	3152	5274	394
1987	937	286	1641	3056	4697	370
1988	1059	322	2048	3134	5182	329
1989	997	280	2162	3135	5297	285
1990	1010	308	2085	3520	5605	352
1991	980	308	1662	3990	5652	435
1992	1024	319	2007	3326	5333	364
1993	1000	306	2220	2798	5018	319
1994	1053	310	1906	3248	5154	406
1995	1127	355	2104	4245	6349	374
1996	1047	317	1643	3826	5469	369
1997	1091	351	2223	3459	5682	405
1998	992	310	2612	3151	5763	452
1999	1011	316	1699	3798	5497	460
2000	1068	307	1925	3562	5487	359
2001	1013	281	1675	3157	4832	309
2002	976	315	2003	3262	5265	456
2003	999	320	2218	3402	5620	384
2004	1031	303	2062	3303	5365	372
2005	976	321	1850	3569	5419	350
2006	1038	337	1863	3818	5681	331
2007	1011	313	1893	3687	5580	385
2008	1013	296	1921	3287	5208	364
2009	980	276	1573	3249	4822	291
2010	957	290	1843	3469	5312	395
2011	1009	284	1675	3385	5060	323
2012	1034	307	1715	3400	5115	320
2013	1042	282	1544	3344	4888	305
2014	1067	337	1861	3888	5749	344
2015	1032	307	1477	3976	5453	279
2016	1038	327	1812	3800	5612	315
2017	1091	325	2046	3379	5425	349
2018	1084	372	2204	4414	6618	455
2019	1034	328	2382	3917	6299	420
2020	1021	343	2368	3859	6227	424
2021	1075	339	1742	4222	5964	376
2022	996	295	1706	3665	5371	322

OFFENSE/DEFENSE YEAR-BY-YEAR RANKINGS

OFFENSE				DEFENSE			
YEAR (# of teams in league)	TOTAL	RUSH	PASS	YEAR (# of teams in league)	TOTAL	RUSH	PASS
1968 (AFL/10 teams)	8 (244.7)	3 (129.1)	9 (115.6)	1968 (AFL/10 teams)	8 (336.9)	9 (149.8)	6 (187.1)
1969 (AFL/10 teams)	7 (276.3)	7 (108.8)	T-7 (167.5)	1969 (AFL/10 teams)	10 (381.2)	10 (189.4)	7 (191.9)
1970 (26 teams)	16 (280.5)	4 (146.9)	21 (133.6)	1970 (26 teams)	20 (298.4)	9 (110.2)	25 (188.2)
1971 (26 teams)	6 (304.7)	6 (153.0)	T-14 (151.7)	1971 (26 teams)	12 (279.0)	13 (127.0)	13 (152.0)
1972 (26 teams)	9 (308.4)	14 (142.6)	9 (165.8)	1972 (26 teams)	3 (253.7)	12 (129.6)	4 (124.1)
1973 (26 teams)	5 (322.3)	7 (159.7)	8 (162.6)	1973 (26 teams)	8 (264.6)	8 (129.1)	13 (135.6)
1974 (26 teams)	4 (320.6)	12 (141.3)	4 (179.4)	1974 (26 teams)	11 (281.6)	22 (153.7)	4 (127.9)
1975 (26 teams)	2 (361.4)	17 (129.9)	*1 (231.5)	1975 (26 teams)	7 (280.2)	18 (156.7)	2 (123.5)
1976 (28 teams)	15 (307.1)	15 (150.6)	13 (156.5)	1976 (28 teams)	5 (262.1)	11 (136.6)	3 (125.6)
1977 (28 teams)	13 (299.6)	T-18 (132.9)	7 (166.6)	1977 (28 teams)	21 (294.6)	13 (135.5)	23 (159.1)
1978 (28 teams)	11 (304.5)	18 (133.2)	10 (171.3)	1978 (28 teams)	10 (289.5)	T-19 (149.8)	3 (139.8)
1979 (28 teams)	23 (289.9)	11 (145.6)	24 (144.4)	1979 (28 teams)	28 (369.4)	16 (138.7)	27 (230.8)
1980 (28 teams)	19 (305.3)	12 (129.3)	21 (175.9)	1980 (28 teams)	9 (300.3)	4 (105.0)	13 (195.3)
1981 (28 teams)	2 (373.0)	17 (123.3)	3 (249.7)	1981 (28 teams)	12 (330.6)	9 (117.6)	22 (213.0)
1982 (28 teams)	2 (365.3)	20 (105.4)	3 (259.9)	1982 (28 teams)	18 (321.4)	3 (94.4)	22 (227.0)
1983 (28 teams)	14 (330.4)	16 (131.5)	14 (198.9)	1983 (28 teams)	*1 (270.4)	T-2 (93.7)	3 (176.8)
1984 (28 teams)	5 (342.5)	T-6 (136.2)	T-13 (206.3)	1984 (28 teams)	13 (328.7)	11 (116.8)	18 (211.9)
1985 (28 teams)	3 (368.8)	12 (136.4)	4 (232.3)	1985 (28 teams)	22 (353.9)	15 (124.9)	24 (229.0)
1986 (28 teams)	*1 (405.6)	2 (158.3)	3 (247.3)	1986 (28 teams)	20 (329.6)	22 (132.6)	10 (197.0)
1987 (28 teams)	5 (358.5)	4 (144.3)	9 (214.2)	1987 (28 teams)	8 (313.1)	8 (109.4)	14 (203.7)
1988 (28 teams)	*1 (378.6)	*1 (169.4)	11 (209.2)	1988 (28 teams)	15 (323.9)	18 (128.0)	10 (195.9)
1989 (28 teams)	3 (381.3)	*1 (155.2)	7 (226.1)	1989 (28 teams)	7 (331.1)	10 (135.1)	9 (195.9)
1990 (28 teams)	9 (316.4)	5 (132.5)	15 (183.9)	1990 (28 teams)	25 (350.3)	22 (130.3)	26 (220.0)
1991 (28 teams)	14 (310.6)	12 (113.2)	11 (197.4)	1991 (28 teams)	28 (353.3)	13 (103.9)	28 (249.4)
1992 (28 teams)	26 (244.9)	8 (123.5)	27 (121.4)	1992 (28 teams)	26 (333.3)	24 (125.4)	25 (207.9)
1993 (28 teams)	27 (253.3)	24 (94.4)	27 (158.8)	1993 (28 teams)	16 (313.6)	27 (138.8)	2 (174.9)
1994 (28 teams)	18 (299.5)	18 (97.3)	18 (202.3)	1994 (28 teams)	15 (322.1)	23 (119.1)	9 (203.0)
1995 (30 teams)	17 (324.5)	24 (89.9)	11 (234.6)	1995 (30 teams)	30 (396.8)	26 (131.5)	29 (265.3)
1996 (30 teams)	10 (326.6)	13 (112.1)	12 (214.5)	1996 (30 teams)	25 (341.8)	12 (102.7)	29 (239.1)
1997 (30 teams)	10 (330.1)	9 (122.9)	13 (207.3)	1997 (30 teams)	28 (355.1)	29 (138.9)	21 (216.2)
1998 (30 teams)	17 (301.5)	19 (102.4)	17 (199.1)	1998 (30 teams)	28 (360.2)	30 (163.3)	12 (196.9)
1999 (31 teams)	15 (329.8)	T-6 (128.2)	23 (201.6)	1999 (31 teams)	25 (343.6)	16 (106.2)	28 (237.4)
2000 (31 teams)	29 (266.3)	2 (144.6)	31 (121.6)	2000 (31 teams)	22 (342.9)	24 (120.3)	23 (222.6)
2001 (31 teams)	23 (300.0)	T-18 (107.0)	23 (193.0)	2001 (31 teams)	9 (302.0)	11 (104.7)	12 (197.3)
2002 (32 teams)	18 (325.4)	21 (108.1)	13 (217.3)	2002 (32 teams)	17 (329.1)	22 (125.2)	13 (203.9)
2003 (32 teams)	13 (333.1)	13 (124.2)	12 (208.9)	2003 (32 teams)	28 (351.3)	T-25 (138.6)	24 (212.6)
2004 (32 teams)	18 (321.3)	17 (114.9)	17 (206.3)	2004 (32 teams)	19 (335.3)	26 (128.9)	13 (206.4)
2005 (32 teams)	6 (358.1)	11 (119.4)	5 (238.8)	2005 (32 teams)	28 (338.7)	20 (115.6)	26 (223.1)
2006 (32 teams)	8 (341.4)	26 (101.8)	6 (239.6)	2006 (32 teams)	30 (355.1)	15 (116.4)	T-31 (238.6)
2007 (32 teams)	10 (348.0)	24 (97.3)	7 (250.8)	2007 (32 teams)	27 (348.8)	21 (118.3)	26 (230.4)
2008 (32 teams)	32 (245.4)	29 (95.0)	30 (150.4)	2008 (32 teams)	12 (325.5)	21 (120.1)	15 (205.4)
2009 (32 teams)	24 (309.1)	9 (128.5)	26 (180.6)	2009 (32 teams)	4 (301.4)	7 (98.3)	6 (203.1)
2010 (32 teams)	20 (330.6)	27 (95.1)	13 (235.4)	2010 (32 teams)	15 (332.0)	19 (115.2)	T-14 (216.8)
2011 (32 teams)	20 (319.9)	19 (111.1)	20 (208.8)	2011 (32 teams)	7 (316.3)	10 (104.7)	9 (211.6)
2012 (32 teams)	22 (332.7)	18 (109.1)	17 (223.6)	2012 (32 teams)	6 (319.7)	12 (107.2)	7 (212.5)
2013 (32 teams)	10 (368.2)	18 (109.7)	8 (258.5)	2013 (32 teams)	3 (305.5)	5 (96.5)	5 (209.0)
2014 (32 teams)	15 (348.0)	6 (134.2)	21 (213.8)	2014 (32 teams)	22 (359.3)	20 (116.3)	20 (243.0)
2015 (32 teams)	15 (358.0)	13 (112.8)	15 (245.2)	2015 (32 teams)	11 (340.8)	7 (92.3)	20 (248.5)
2016 (32 teams)	13 (356.9)	13 (110.6)	15 (246.4)	2016 (32 teams)	17 (350.8)	21 (113.3)	11 (237.5)
2017 (32 teams)	32 (280.5)	31 (85.4)	27 (195.1)	2017 (32 teams)	18 (339.1)	30 (127.9)	8 (211.2)
2018 (32 teams)	26 (310.8)	21 (105.1)	24 (205.6)	2018 (32 teams)	32 (413.6)	29 (137.8)	32 (275.9)
2019 (32 teams)	26 (323.1)	25 (94.8)	19 (228.3)	2019 (32 teams)	29 (393.7)	32 (148.9)	21 (244.8)
2020 (32 teams)	29 (319.8)	24 (104.3)	27 (215.5)	2020 (32 teams)	26 (389.2)	29 (148.0)	19 (241.2)
2021 (32 teams)	13 (361.5)	23 (102.5)	7 (259.0)	2021 (32 teams)	18 (350.8)	5 (102.5)	26 (248.4)
2022 (32 teams)	8 (360.5)	29 (95.5)	5 (265.0)	2022 (32 teams)	16 (335.7)	7 (106.6)	23 (229.1)

Rankings based on average yards per game.

T — tied; * — led league.

YEAR-BY-YEAR INDIVIDUAL LEADERS

SCORING

YEAR PLAYER	TD	TD-R	TD-P	TD-Rt	PAT	FG	S	PTS
1968 Dale Livingston.....	0	0	0	0	20-20	13-26	0	59
1969 Horst Muhlmann.....	0	0	0	0	32-33	16-24	0	80
1970 Horst Muhlmann.....	0	0	0	0	33-33	25-37	0	108
1971 Chris Bahr.....	0	0	0	0	31-31	20-36	0	91
1972 Horst Muhlmann.....	0	0	0	0	30-31	27-40	0	111
1973 Horst Muhlmann.....	0	0	0	0	31-32	21-31	0	94
1974 Horst Muhlmann.....	0	0	0	0	32-35	11-18	0	65
1975 Dave Green.....	0	0	0	0	40-45	10-21	0	70
1976 Chris Bahr.....	0	0	0	0	39-42	14-27	0	81
1977 Chris Bahr.....	0	0	0	0	25-26	19-27	0	82
1978 Chris Bahr.....	0	0	0	0	26-29	16-30	0	74
1979 Pete Johnson.....	15	14	1	0	—	—	0	90
1980 Ian Sunter.....	0	0	0	0	15-15	11-20	0	48
1981 Jim Breech.....	0	0	0	0	49-51	22-32	0	115
1982 Jim Breech.....	0	0	0	0	25-26	14-18	0	67
1983 Jim Breech.....	0	0	0	0	39-41	16-23	0	87
1984 Jim Breech.....	0	0	0	0	37-37	22-31	0	103
1985 Jim Breech.....	0	0	0	0	48-50	24-33	0	120
1986 Jim Breech.....	0	0	0	0	50-51	17-32	0	101
1987 Jim Breech.....	0	0	0	0	25-27	24-30	0	97
1988 Ickey Woods.....	15	15	0	0	—	—	0	90
1989 Jim Breech.....	0	0	0	0	37-38	12-14	0	73
1990 Jim Breech.....	0	0	0	0	41-44	17-21	0	92
1991 Jim Breech.....	0	0	0	0	27-27	23-29	0	96
1992 Jim Breech.....	0	0	0	0	31-31	19-27	0	88
1993 Doug Pelfrey.....	0	0	0	0	13-16	24-31	0	85
1994 Doug Pelfrey.....	0	0	0	0	24-25	28-33	0	108
1995 Doug Pelfrey.....	0	0	0	0	34-34	29-36	0	121
1996 Doug Pelfrey.....	0	0	0	0	41-41	23-28	0	110
1997 Doug Pelfrey.....	0	0	0	0	41-43	12-16	0	77
1998 Doug Pelfrey.....	0	0	0	0	21-21	19-27	0	78
1999 Doug Pelfrey.....	0	0	0	0	27-27	18-27	0	81
2000 Neil Rackers.....	0	0	0	0	21-21	12-21	0	57
2001 Corey Dillon.....	13	10	3	0	—	—	0	78
2002 Neil Rackers.....	0	0	0	0	30-32	15-18	0	75
2003 Shayne Graham.....	0	0	0	0	40-40	22-25	0	106
2004 Shayne Graham.....	0	0	0	0	41-41	27-31	0	122
2005 Shayne Graham.....	0	0	0	0	47-47	28-32	0	131
2006 Shayne Graham.....	0	0	0	0	40-42	25-30	0	115
2007 Shayne Graham.....	0	0	0	0	37-37	31-34	0	130
2008 Shayne Graham.....	0	0	0	0	15-15	21-24	0	78
2009 Shayne Graham.....	0	0	0	0	28-29	23-28	0	97
2010 Mike Nugent.....	0	0	0	0	17-17	15-19	0	62
2011 Mike Nugent.....	0	0	0	0	33-34	33-38	0	132
2012 Mike Nugent.....	0	0	0	0	35-35	19-23	0	92
2013 Mike Nugent.....	0	0	0	0	52-53	18-22	0	106
2014 Mike Nugent.....	0	0	0	0	39-39	26-33	0	117
2015 Mike Nugent.....	0	0	0	0	48-49	23-28	0	117
2016 Mike Nugent.....	0	0	0	0	23-29	23-29	0	92
2017 Randy Bullock.....	0	0	0	0	31-33	18-20	0	85
2018 Randy Bullock.....	0	0	0	0	39-41	19-23	0	96
2019 Randy Bullock.....	0	0	0	0	24-25	27-31	0	105
2020 Randy Bullock.....	0	0	0	0	24-25	21-26	0	87
2021 Evan McPherson.....	0	0	0	0	46-48	28-33	0	130
2022 Evan McPherson.....	0	0	0	0	40-44	24-29	0	112

PASSING

YEAR PLAYER	ATT	CMP	YDS	CMP%	YDS/ATT	TD	TD%	INT	INT%	LG	SKD-YDS	RAT
1968 John Stofa.....	177	85	896	48.0	5.06	5	2.8	5	2.8	60	17-140	60.8
1969 Greg Cook.....	197	106	1854	53.8	9.41	15	7.6	11	5.6	78t	29-195	88.3
1970 Virgil Carter.....	278	143	1647	51.4	5.92	9	3.2	9	3.2	56t	21-154	66.9
1971 Virgil Carter.....	222	138	1624	62.2	7.32	10	4.5	7	3.2	90t	13-122	86.2
1972 Ken Anderson.....	301	171	1918	56.8	6.37	7	2.3	7	2.3	65t	18-155	74.0
1973 Ken Anderson.....	329	179	2428	54.4	7.38	18	5.5	12	3.6	78t	24-163	81.2
1974 Ken Anderson.....	328	213	2667	64.9	8.13	18	5.5	10	3.0	77t	36-292	95.7
1975 Ken Anderson.....	377	228	3169	60.5	8.41	21	5.6	11	2.9	55	32-247	93.9
1976 Ken Anderson.....	338	179	2367	53.0	7.00	19	5.6	14	4.1	85t	34-235	76.9
1977 Ken Anderson.....	323	166	2145	51.4	6.64	11	3.4	11	3.4	94t	28-197	69.7
1978 Ken Anderson.....	319	173	2219	54.2	6.96	10	3.1	22	6.9	57	30-237	58.0
1979 Ken Anderson.....	339	189	2340	55.8	6.90	16	4.7	10	2.9	73t	46-324	80.7
1980 Ken Anderson.....	275	166	1778	60.4	6.47	6	2.2	13	4.7	67t	24-174	66.9
1981 Ken Anderson.....	479	300	3754	62.6	7.84	29	6.1	10	2.1	74t	25-140	98.4
1982 Ken Anderson.....	309	218	2495	70.6	8.07	12	3.9	9	2.9	56t	26-154	95.3
1983 Ken Anderson.....	297	198	2333	66.7	7.86	12	4.0	13	4.4	80t	25-187	85.6
1984 Ken Anderson.....	275	175	2107	63.6	7.66	10	3.6	12	4.4	80t	24-191	81.0
1985 Boomer Esiason.....	431	251	3443	58.2	7.99	27	6.3	12	2.8	68t	32-289	93.2
1986 Boomer Esiason.....	469	273	3959	58.2	8.44	24	5.1	17	3.6	57	26-194	87.7
1987 Boomer Esiason.....	440	240	3321	54.5	7.55	16	3.6	19	4.3	61t	26-209	73.1
1988 Boomer Esiason.....	388	223	3572	57.5	9.21	28	7.2	14	3.6	86t	30-245	97.4
1989 Boomer Esiason.....	455	258	3525	56.7	7.75	28	6.2	11	2.4	74t	36-288	92.1
1990 Boomer Esiason.....	402	224	3031	55.7	7.54	24	6.0	22	5.5	53	31-198	77.0
1991 Boomer Esiason.....	413	233	2883	56.4	6.98	13	3.1	16	3.9	53	25-190	72.5
1992 Boomer Esiason.....	278	144	1407	51.8	5.06	11	4.0	15	5.4	38	19-150	57.0
1993 David Klingler.....	343	190	1935	55.4	5.64	6	1.7	9	2.6	51	40-202	66.6
1994 Jeff Blake.....	306	156	2154	51.0	7.04	14	4.6	9	2.9	76	19-120	76.9
1995 Jeff Blake.....	567	326	3822	57.5	6.74	28	4.9	17	3.0	88t	24-152	82.1
1996 Jeff Blake.....	549	308	3624	56.1	6.60	24	4.4	14	2.6	61t	44-278	80.3
1997 Jeff Blake.....	317	184	2125	58.0	6.70	8	2.5	7	2.2	50t	39-244	77.6
1998 Neil O'Donnell.....	343	212	2216	61.8	6.46	15	4.4	4	1.2	76t	30-217	90.2
1999 Jeff Blake.....	389	215	2670	55.3	6.86	16	4.1	12	3.1	76t	30-168	77.6
2000 Akili Smith.....	267	118	1253	44.2	4.69	3	1.1	6	2.2	46	36-191	52.8
2001 Jon Kitna.....	581	313	3216	53.9	5.54	12	2.1	22	3.8	49	25-185	61.1
2002 Jon Kitna.....	473	294	3178	62.2	6.72	16	3.4	16	3.4	72t	24-159	79.1
2003 Jon Kitna.....	520	324	3591	62.3	6.91	26	5.0	15	2.9	82t	37-249	87.4
2004 Carson Palmer.....	432	263	2897	60.9	6.71	18	4.2	18	4.2	76t	25-178	77.3
2005 Carson Palmer.....	509	345	3836	67.8	7.54	32	6.3	12	2.4	70t	19-105	101.1
2006 Carson Palmer.....	520	324	4035	62.3	7.76	28	5.4	13	2.5	74t	36-233	93.9
2007 Carson Palmer.....	575	373	4131	64.9	7.18	26	4.5	20	3.5	70t	17-119	86.7
2008 Ryan Fitzpatrick.....	372	221	1905	59.4	5.12	8	2.2	9	2.4	79	38-193	70.0
2009 Carson Palmer.....	466	282	3094	60.5	6.64	21	4.5	13	2.8	73	26-213	83.6
2010 Carson Palmer.....	586	362	3970	61.8	6.77	26	4.4	20	3.4	78t	26-201	82.4
2011 Andy Dalton.....	516	300	3398	58.1	6.59	20	3.9	13	2.5	84	24-160	80.4
2012 Andy Dalton.....	528	329	3669	62.3	6.95	27	5.1	16	3.0	59t	46-229	87.4
2013 Andy Dalton.....	586	363	4293	61.9	7.33	33	5.6	20	3.4	82t	29-182	88.8
2014 Andy Dalton.....	481	309	3398	64.2	7.06	19	4.0	17	3.5	81t	21-124	83.5
2015 Andy Dalton.....	386	255	3250	66.1	8.42	25	6.5	7	1.8	80t	20-118	106.3
2016 Andy Dalton.....	563	364	4206	64.7	7.47	18	3.2	8	1.4	86t	41-264	91.8
2017 Andy Dalton.....	496	297	3320	59.9	6.69	25	5.0	12	2.4	77t	39-255	86.6
2018 Andy Dalton.....	365	226	2566	61.9	7.03	21	5.8	11	3.0	49	21-157	89.6
2019 Andy Dalton.....	528	314	3494	59.5	6.62	16	3.0	14	2.7	66t	37-249	78.3
2020 Joe Burrow.....	404	264	2688	65.3	6.65	13	3.2	5	1.2	67	32-231	89.8
2021 Joe Burrow.....	520	366	4611	70.4	8.87	34	6.5	14	2.7	82t	51-370	108.3
2022 Joe Burrow.....	606	414	4475	68.3	7.38	35	5.8	12	2.0	60t	41-259	100.8

RUSHING						
YEAR	PLAYER	ATT	YDS	AVG	LG	TD
1968	Paul Robinson	238	1023	4.3	87	8
1969	Jess Phillips	118	578	4.9	83	3
1970	Jess Phillips	163	648	4.0	76	4
1971	Fred Willis	135	590	4.4	36	7
1972	Essex Johnson	212	825	3.9	19	4
1973	Essex Johnson	195	997	5.1	46	4
1974	Charlie Davis	72	375	5.2	29	0
1975	Boobie Clark	167	594	3.6	17	4
1976	Boobie Clark	151	671	4.4	24	7
1977	Pete Johnson	153	585	3.8	65	4
1978	Pete Johnson	180	762	4.2	50	7
1979	Pete Johnson	243	865	3.6	35	14
1980	Pete Johnson	186	747	4.0	57	6
1981	Pete Johnson	274	1077	3.9	39	12
1982	Pete Johnson	156	622	4.0	21	7
1983	Pete Johnson	210	763	3.6	16	14
1984	Larry Kinnebrew	154	623	4.0	23	9
1985	James Brooks	192	929	4.8	39	7
1986	James Brooks	205	1087	5.3	56	5
1987	Larry Kinnebrew	145	570	3.9	52	8
1988	Ickey Woods	203	1066	5.3	56	15
1989	James Brooks	221	1239	5.6	65	7
1990	James Brooks	195	1004	5.1	56	5
1991	Harold Green	158	731	4.6	75	2
1992	Harold Green	265	1170	4.4	53	2
1993	Harold Green	215	589	2.7	25	0
1994	Derrick Fenner	141	468	3.3	21	1
1995	Harold Green	171	661	3.9	23	2
1996	Garrison Hearst	225	847	3.8	24	0
1997	Corey Dillon	233	1129	4.8	71	10
1998	Corey Dillon	262	1130	4.3	66	4
1999	Corey Dillon	263	1200	4.6	50	5
2000	Corey Dillon	315	1435	4.6	80	7
2001	Corey Dillon	340	1315	3.9	96	10
2002	Corey Dillon	314	1311	4.2	67	7
2003	Rudi Johnson	215	957	4.5	54	9
2004	Rudi Johnson	361	1454	4.0	52	12
2005	Rudi Johnson	337	1458	4.3	33	12
2006	Rudi Johnson	341	1309	3.8	22	12
2007	Kenny Watson	178	763	4.3	24	7
2008	Cedric Benson	214	747	3.5	46	2
2009	Cedric Benson	301	1251	4.2	42	6
2010	Cedric Benson	321	1111	3.5	26	7
2011	Cedric Benson	273	1067	3.9	42	6
2012	BenJarvus Green-Ellis	278	1094	3.9	48	6
2013	BenJarvus Green-Ellis	220	756	3.4	25	7
2014	Jeremy Hill	222	1124	5.1	85	9
2015	Jeremy Hill	223	794	3.6	38	11
2016	Jeremy Hill	222	839	3.8	74	9
2017	Joe Mixon	178	626	3.5	25	4
2018	Joe Mixon	237	1168	4.9	51	8
2019	Joe Mixon	278	1137	4.1	41	5
2020	Joe Mixon	119	428	3.6	34	3
2021	Joe Mixon	292	1205	4.1	32	13
2022	Joe Mixon	210	814	3.9	40	7

RECEPTIONS						
YEAR	PLAYER	REC	YDS	AVG	LG	TD
1968	Bob Trumpy	37	639	17.3	80	3
1969	Eric Crabtree	40	855	21.4	73	7
1970	Chip Myers	32	542	16.9	56	1
1971	Bob Trumpy	40	531	13.3	44	3
1972	Chip Myers	57	792	13.9	42	3
1973	Isaac Curtis	45	843	18.7	77	9
	Boobie Clark	45	347	7.7	39	0
1974	Chip Myers	32	383	12.0	22	1
1975	Isaac Curtis	44	934	21.2	55	7
1976	Isaac Curtis	41	766	18.7	85	6
1977	Billy Brooks	39	772	19.8	94	4
1978	Isaac Curtis	47	737	15.7	57	3
1979	Don Bass	58	724	12.5	50	3
1980	Dan Ross	56	724	12.9	37	4
1981	Dan Ross	71	910	12.8	37	5
1982	Cris Collinsworth	49	700	14.3	50	1
1983	Cris Collinsworth	66	1130	17.1	63	5
1984	Cris Collinsworth	64	989	15.5	57	6
1985	Cris Collinsworth	65	1125	17.3	71	5
1986	Cris Collinsworth	62	1024	16.5	46	10
1987	Eddie Brown	44	608	13.8	47	3
1988	Eddie Brown	53	1273	24.0	86	9
1989	Tim McGee	65	1211	18.6	74	8
1990	Eddie Brown	44	706	16.0	50	9
1991	Eddie Brown	59	827	14.0	53	2
1992	Harold Green	41	214	5.2	19	0
1993	Jeff Query	56	654	11.7	51	4
1994	Carl Pickens	71	1127	15.9	70	11
1995	Carl Pickens	99	1234	12.5	68	17
1996	Carl Pickens	100	1180	11.8	61	12
1997	Darnay Scott	54	797	14.8	77	5
1998	Carl Pickens	82	1023	12.5	67	5
1999	Darnay Scott	68	1022	15.0	76	7
2000	Peter Warrick	51	592	11.6	46	4
2001	Peter Warrick	70	667	9.5	33	1
2002	Chad Johnson	69	1166	16.9	72	5
2003	Chad Johnson	90	1355	15.1	82	10
2004	Chad Johnson	95	1274	13.4	53	9
2005	Chad Johnson	97	1432	14.8	70	9
2006	T.J. Houshmandzadeh	90	1081	12.0	40	9
2007	T.J. Houshmandzadeh	112	1143	10.2	42	12
2008	T.J. Houshmandzadeh	92	904	9.8	46	4
2009	Chad Johnson	72	1047	14.5	50	9
2010	Terrell Owens	72	983	13.7	78	9
2011	A.J. Green	65	1057	16.3	58	7
2012	A.J. Green	97	1350	13.9	73	11
2013	A.J. Green	98	1426	14.6	82	11
2014	A.J. Green	69	1041	15.1	81	6
2015	A.J. Green	86	1297	15.1	80	10
2016	A.J. Green	66	964	14.6	54	4
2017	A.J. Green	75	1078	14.4	77	8
2018	Tyler Boyd	76	1028	13.5	49	7
2019	Tyler Boyd	90	1046	11.6	47	5
2020	Tyler Boyd	79	841	10.6	72	4
2021	Ja'Marr Chase	81	1455	18.0	82	13
2022	Ja'Marr Chase	87	1046	12.0	60	9

RECEIVING YARDS						
YEAR	PLAYER	YDS	REC	AVG	LG	TD
1968	Bob Trumpy	639	37	17.3	80	3
1969	Eric Crabtree	855	40	21.4	73	7
1970	Chip Myers	542	32	16.9	56	1
1971	Bob Trumpy	531	40	13.3	44	3
1972	Chip Myers	792	57	13.9	42	3
1973	Isaac Curtis	843	45	18.7	77	9
1974	Isaac Curtis	633	30	21.1	77	10
1975	Isaac Curtis	934	44	21.2	55	7
1976	Isaac Curtis	766	41	18.7	85	6
1977	Billy Brooks	772	39	19.8	94	4
1978	Isaac Curtis	737	47	15.7	57	3
1979	Don Bass	724	58	12.5	50	3
1980	Dan Ross	724	56	12.9	37	4
1981	Cris Collinsworth	1009	67	15.1	74	8
1982	Cris Collinsworth	700	49	14.3	50	1
1983	Cris Collinsworth	1130	66	17.1	63	5
1984	Cris Collinsworth	989	64	15.5	57	6
1985	Cris Collinsworth	1125	65	17.3	71	5
1986	Cris Collinsworth	1024	62	16.5	46	10
1987	Eddie Brown	608	44	13.8	47	3
1988	Eddie Brown	1273	53	24.0	86	9
1989	Tim McGee	1211	65	18.6	74	8
1990	Tim McGee	737	43	17.1	52	1
1991	Eddie Brown	827	59	14.0	53	2
1992	Tim McGee	408	35	11.7	36	3
1993	Jeff Query	654	56	11.7	51	4
1994	Carl Pickens	1127	71	15.9	70	11
1995	Carl Pickens	1234	99	12.5	68	17
1996	Carl Pickens	1180	100	11.8	61	12
1997	Darnay Scott	797	54	14.8	77	5
1998	Carl Pickens	1023	82	12.5	67	5
1999	Darnay Scott	1022	68	15.0	76	7
2000	Peter Warrick	592	51	11.6	46	4
2001	Darnay Scott	819	57	14.4	49	2
2002	Chad Johnson	1166	69	16.9	72	5
2003	Chad Johnson	1355	90	15.1	82	10
2004	Chad Johnson	1274	95	13.4	53	9
2005	Chad Johnson	1432	97	14.8	70	9
2006	Chad Johnson	1369	87	15.7	74	7
2007	Chad Johnson	1440	93	15.5	70	8
2008	T.J. Houshmandzadeh	904	92	9.8	46	4
2009	Chad Johnson	1047	72	14.5	50	9
2010	Terrell Owens	983	72	13.7	78	9
2011	A.J. Green	1057	65	16.3	58	7
2012	A.J. Green	1350	97	13.9	73	11
2013	A.J. Green	1426	98	14.6	82	11
2014	A.J. Green	1041	69	15.1	81	6
2015	A.J. Green	1297	86	15.1	80	10
2016	A.J. Green	964	66	14.6	54	4
2017	A.J. Green	1078	75	14.4	77	8
2018	Tyler Boyd	1028	76	13.5	49	7
2019	Tyler Boyd	1046	90	11.6	47	5
2020	Tee Higgins	908	67	13.6	67	6
2021	Ja'Marr Chase	1455	81	18.0	82	13
2022	Ja'Marr Chase	1046	87	12.0	60	9

PUNTING

Table with columns: YEAR, PLAYER, NO, YDS, AVG, NET, TB, IN-20, LG, BLK. Lists punting leaders from 1968 to 2022.

PUNT RETURNS

Table with columns: YEAR, PLAYER, NO, FC, YDS, AVG, LG, TD. Lists punt return leaders from 1968 to 2022.

KICKOFF RETURNS

Table with columns: YEAR, PLAYER, NO, YDS, AVG, LG, TD. Lists kickoff return leaders from 1968 to 2022.

FIELD GOALS

YEAR	PLAYER	1-19	20-29	30-39	40-49	50+	TOT
1968	Dale Livingston	4-6	5-7	3-6	1-6	0-1	13-26
1969	Horst Muhlmann	6-6	5-5	3-4	1-3	1-6	16-24
1970	Horst Muhlmann	4-4	5-7	9-11	3-9	4-6	25-37
1971	Horst Muhlmann	6-6	5-8	4-9	4-10	1-3	20-36
1972	Horst Muhlmann	6-7	6-10	9-12	5-8	1-3	27-40
1973	Horst Muhlmann	5-5	6-7	5-9	4-6	1-4	21-31
1974	Horst Muhlmann	1-1	2-2	5-9	3-6	0-0	11-18
1975	Dave Green	1-1	5-8	1-7	3-5	0-0	10-21
1976	Chris Bahr	1-1	6-8	2-4	3-8	2-6	14-27
1977	Chris Bahr	1-1	10-11	4-8	4-6	0-1	19-27
1978	Chris Bahr	0-0	5-7	4-8	6-12	1-3	16-30
1979	Chris Bahr	0-0	4-6	3-7	4-8	2-2	13-23
1980	Ian Sunter	0-0	7-7	3-7	1-5	0-1	11-20
1981	Jim Breech	0-0	9-11	7-9	5-11	1-1	22-32
1982	Jim Breech	2-2	3-3	5-6	3-5	1-2	14-18
1983	Jim Breech	2-2	7-7	5-7	2-5	0-2	16-23
1984	Jim Breech	0-0	9-10	10-12	3-4	0-5	22-31
1985	Jim Breech	0-0	7-8	12-13	4-6	1-6	24-33
1986	Jim Breech	1-2	4-5	5-7	5-14	2-4	17-32
1987	Jim Breech	0-0	6-7	12-12	6-11	0-0	24-30
1988	Jim Breech	1-1	5-5	3-4	2-5	0-1	11-16
1989	Jim Breech	0-0	9-9	3-4	0-1	0-0	12-14
1990	Jim Breech	0-0	6-6	5-6	6-9	0-0	17-21
1991	Jim Breech	0-0	9-10	8-10	5-6	1-3	23-29
1992	Jim Breech	0-0	8-8	7-7	4-11	0-1	19-27
1993	Doug Pelfrey	0-0	8-8	6-10	8-10	2-3	24-31
1994	Doug Pelfrey	1-1	8-8	8-10	9-10	2-4	28-33
1995	Doug Pelfrey	0-0	8-9	10-11	10-14	1-2	29-36
1996	Doug Pelfrey	1-1	7-7	10-11	5-9	0-0	23-28
1997	Doug Pelfrey	0-0	4-4	3-3	5-7	0-2	12-16
1998	Doug Pelfrey	1-1	4-4	6-7	6-10	2-5	19-27
1999	Doug Pelfrey	1-1	9-11	7-12	0-2	1-1	18-27
2000	Neil Rackers	0-0	5-5	5-9	2-7	0-0	12-21
2001	Neil Rackers	0-0	4-6	8-11	4-9	1-2	17-28
2002	Neil Rackers	2-2	5-5	3-3	3-5	2-3	15-18
2003	Shayne Graham	0-0	5-5	10-10	7-8	0-2	22-25
2004	Shayne Graham	0-0	7-7	10-12	7-8	3-4	27-31
2005	Shayne Graham	0-0	11-11	10-11	7-9	0-1	28-32
2006	Shayne Graham	0-0	9-9	8-9	6-8	2-4	25-30
2007	Shayne Graham	1-1	11-12	13-13	6-7	0-1	31-34
2008	Shayne Graham	1-1	5-5	6-7	9-11	0-0	21-24
2009	Shayne Graham	0-0	10-11	8-10	3-3	2-4	23-28
2010	Mike Nugent	0-0	5-5	7-7	1-3	2-4	15-19
2011	Mike Nugent	0-0	14-14	5-8	14-16	0-0	33-38
2012	Mike Nugent	2-2	5-5	5-5	6-9	1-2	19-23
2013	Mike Nugent	0-0	2-2	6-7	7-9	3-4	18-22
2014	Mike Nugent	0-0	6-6	10-12	10-12	0-3	26-33
2015	Mike Nugent	0-0	6-6	5-6	10-13	2-3	23-28
2016	Mike Nugent	0-0	9-9	9-10	5-7	0-3	23-29
2017	Randy Bullock	0-0	6-6	7-8	4-5	1-1	18-20
2018	Randy Bullock	0-0	4-4	7-8	6-6	2-5	19-23
2019	Randy Bullock	0-0	10-10	6-6	10-12	1-3	27-31
2020	Randy Bullock	0-0	3-3	8-10	7-8	3-5	21-26
2021	Evan McPherson	0-0	5-5	8-8	6-9	9-11	28-33
2022	Evan McPherson	1-1	5-6	4-4	9-13	5-5	24-29

INTERCEPTIONS

YEAR	PLAYER	NO	YDS	AVG	LG	TD
1968	Jess Phillips	3	26	8.7	23	0
1969	Fletcher Smith	4	67	16.8	29	0
	Bobby Hunt	4	66	16.5	27	0
	Ken Riley	4	66	16.5	66	0
	Bill Peterson	4	23	5.8	17	0
1970	Lemar Parrish	5	28	5.6	19	0
1971	Lemar Parrish	7	105	15.0	65t	1
1972	Tommy Casanova	5	108	21.6	33	0
	Lemar Parrish	5	90	18.0	33t	2
1973	Tommy Casanova	4	33	8.3	16	0
1974	Ken Riley	5	33	6.6	19	0
1975	Ken Riley	6	76	12.7	30t	1
1976	Ken Riley	9	141	15.7	53t	1
1977	Lemar Parrish	3	95	31.7	47t	1
	Reggie Williams	3	67	22.3	54t	1
1978	Dick Jauron	4	52	13.0	24t	1
1979	Dick Jauron	6	41	6.8	12	0
1980	Louis Breen	7	91	13.0	29	0
1981	Ken Riley	5	6	1.2	6	0
1982	Ken Riley	5	88	17.6	56t	1
1983	Ken Riley	8	89	11.1	42t	2
1984	Louis Breen	4	96	24.0	70	0
	Robert Jackson	4	32	8.0	28t	1
	Bobby Kemp	4	27	6.8	14	0
1985	James Griffin	7	116	16.6	33	1
1986	Louis Breen	7	72	10.3	36t	1
1987	Robert Jackson	3	49	16.3	29	0
	David Fulcher	3	30	10.0	28	0
1988	Eric Thomas	7	61	8.7	37	0
1989	David Fulcher	8	87	10.9	22	0
1990	Barney Bussey	4	37	9.3	18	0
	David Fulcher	4	20	5.0	18	0
1991	David Fulcher	4	51	12.8	27t	1
1992	Darryl Williams	4	65	16.3	30	0
1993	Mike Brim	3	74	24.7	30	1
1994	Louis Oliver	3	36	12.0	19	0
1995	Bracey Walker	4	56	14.0	23	0
1996	Ashley Ambrose	8	63	7.9	31t	1
1997	Corey Sawyer	4	44	11.0	37	0
1998	Sam Shade	3	33	11.0	32	0
	Artrell Hawkins	3	21	7.0	12	0
1999	Rodney Heath	3	72	24.0	58t	1
2000	Tom Carter	2	40	20.0	30	0
	Takeo Spikes	2	12	6.0	7	0
2001	Kevin Kaesviham	3	41	13.7	29	0
	Artrell Hawkins	3	26	8.7	22	0
2002	Artrell Hawkins	2	102	51.0	102t	1
	Kevin Kaesviham	2	17	8.5	17	0
2003	Tory James	4	56	14.0	31	0
2004	Tory James	8	66	8.3	23	0
2005	Deltha O'Neal	10	103	10.3	37	0
2006	Kevin Kaesviham	6	24	4.0	22	0
2007	Leon Hall	5	16	3.2	12	0
2008	Leon Hall	3	87	29.0	50t	1
2009	Johnathan Joseph	6	92	15.3	32	1
	Leon Hall	6	47	7.8	26	0
2010	Leon Hall	4	19	4.8	22	0
2011	Reggie Nelson	4	115	28.8	75t	1
2012	Chris Crocker	3	52	17.3	29	0
	Reggie Nelson	3	10	3.3	10	0
2013	Adam Jones	3	60	20.0	60t	1
	Dre Kirkpatrick	3	21	7.0	21t	1
2014	Reggie Nelson	4	30	7.5	31	0
2015	Reggie Nelson	8	115	14.4	37	0
2016	George Iloka	3	21	7.0	21	0
	Dre Kirkpatrick	3	21	7.0	21	0
	Shawn Williams	3	14	4.7	13	0
2017	Darqueze Dennard	2	109	54.5	89t	1
2018	Shawn Williams	5	131	26.2	58t	1
2019	Darius Phillips	4	82	20.5	28	0
2020	Jessie Bates III	3	12	4.0	12	0
2021	Logan Wilson	4	31	7.8	18	0
2022	Vonn Bell	4	56	14.0	46	0
	Jessie Bates III	4	28	7.0	16	0

SACKS

YEAR	PLAYER	SKS	YDS
1976	Coy Bacon	22.0	217
1977	Gary Burley	8.5	71.5
1978	Ross Browner	6.5	73.5
1979	Ross Browner	6.0	36.5
1980	Eddie Edwards	12.0	105
1981	Reggie Williams	11.0	90
1982	Eddie Edwards	6.0	53
1983	Eddie Edwards	13.0	94.5
1984	Eddie Edwards	9.0	68
	Reggie Williams	9.0	55
1985	Ross Browner	9.0	69
1986	Emmanuel King	9.0	88
1987	Reggie Williams	6.0	45
1988	Jim Skow	9.5	86.5
1989	Jason Buck	6.0	46
1990	James Francis	8.0	65
1991	Tim Krumrie	4.0	26
1992	Alfred Williams	10.0	70
1993	Daniel Stubbs	5.0	31
1994	Alfred Williams	9.5	62
1995	John Copeland	9.0	61
1996	Dan Wilkinson	6.5	51.5
1997	Gerald Dixon	8.5	55.5
1998	Reinard Wilson	6.0	39.5
1999	Michael Bankston	6.0	30
2000	Steve Foley	4.0	16
	Oliver Gibson	4.0	17
	Cory Hall	4.0	32
2001	Reinard Wilson	9.0	47.5
2002	Justin Smith	6.5	56
2003	Duane Clemons	6.0	46
	John Thornton	6.0	42
2004	Justin Smith	8.0	70.5
2005	Justin Smith	6.0	24
2006	Robert Geathers	10.5	62.5
2007	Robert Geathers	3.5	26
2008	Chinedum Ndukwe	3.0	25
	Antwan Odom	3.0	28
	John Thornton	3.0	25
2009	Antwan Odom	8.0	51
2010	Carlos Dunlap	9.5	77.5
2011	Geno Atkins	7.5	37.5
2012	Geno Atkins	12.5	90
2013	Carlos Dunlap	7.5	40.5
	Wallace Gilberry	7.5	56.5
2014	Carlos Dunlap	8.0	49.5
2015	Carlos Dunlap	13.5	91.5
2016	Geno Atkins	9.0	63
2017	Geno Atkins	9.0	65.5
2018	Geno Atkins	10.0	55
2019	Carlos Dunlap	9.0	63
2020	Carl Lawson	5.5	31
2021	Trey Hendrickson	14.0	96.5
2022	Trey Hendrickson	8.0	47.5

(All-time individual stats — scoring, continued)

Table with columns for player name, team, and statistics (ATT, YDS, AVG, LG, TD). Includes players like Glenn Bujnoch, Vontaze Burfitt, and Mike Hilton.

Continuation of the all-time individual stats table, listing players like Wade Russell, Mike St. Clair, and Drew Sample.

* STATISTICS NOTES:

- TDs noted in the TD-FR column were TDs scored on defense or special teams on recoveries of opponents' fumbles.
• The two-point conversion existed in the AFL when Cincinnati was an AFL team from 1968-69, but it was not instituted in the NFL until 1994.

** PLAYER POINT TOTAL NOTES:

- Barney Bussey scored a TD on a blocked punt recovery in the end zone vs. Detroit in 1989 (Bussey was not credited with the blocked punt itself).
• DeDe Dorsey scored a TD on a 19-yard blocked punt recovery return vs. Arizona in 2007.

ALL-TIME RUSHING

Order based on total yards. Updated through 2022 season. Players active with Bengals as of July 23, 2023 are listed in bold.

Large table of All-Time Rushing stats with columns for Player, Pos., Years, Att, Yds, Avg, Lg, and Td. Lists players like Kenny Watson, Doug Dressler, and Tyler Boyd.

(All-time individual stats — rushing, cont.)

Alex Erickson, WR/PR/KOR 2016-20.....	18	78	4.3	17	0	Speedy Thomas, WR 1969-72.....	8	22	2.8	161	1	John McDaniel, WR 1974-77.....	2	3	1.5	5	0
Ostell Miles, RB 1992-93.....	30	78	2.6	15	1	Chris Crocker, S 2008-13.....	1	21	21.0	21	0	Stanley Morgan, WR 2019-22.....	1	3	3.0	3	0
Chris Evans, RB 2021-22.....	17	77	4.5	13	0	Stant Saffold, WR 1968.....	1	21	21.0	21	0	Nathan Poole, RB 1979-80.....	6	3	0.5	7	0
Isaac Curtis, WR 1973-84.....	25	76	3.0	20	0	Brandon Tate, WR/KOR/PR 2011-15.....	4	21	5.3	12	0	Rod Sherman, WR/K 1968.....	1	3	3.0	3	0
Dana Wright, RB 1987.....	24	74	3.1	10	0	Tommy Casanova, S/PR 1972-77.....	1	20	20.0	20	0	Glenn Holt, WR/KOR 2006-08.....	2	2	1.0	1	0
Andre Caldwell, WR/KOR 2008-11.....	9	73	8.1	26	0	John Holifield, RB 1988-89.....	11	20	1.8	11	0	Paul Justin, QB 1998.....	1	2	2.0	2	0
Curtis Keaton, RB/KOR 2000-01.....	11	72	6.5	21	0	Josh Johnson, QB 2013.....	7	20	2.9	10	0	Josh Malone, WR 2017-18.....	2	2	1.0	4	0
Dave Walter, QB 1987.....	16	70	4.4	16	0	Sedrick Shaw, RB 1999.....	4	20	5.0	10	1	Jerome Simpson, WR 2008-11.....	1	2	2.0	2	0
Erik Wilhelm, QB 1989-91, 93-97.....	19	69	3.6	18	0	Greg Meehan, WR 1987.....	4	19	4.8	17	0	Quincy Wilson, RB 2006-07.....	2	2	1.0	5	0
Jim Hargrove, RB 1981.....	16	66	4.1	27	1	Adrian Breen, QB 1987.....	6	18	3.0	9	0	Jason Burns, RB 1995.....	1	1	1.0	1	0
John Reaves, QB 1975-78.....	17	63	3.7	20	2	Tim McGee, WR/KOR 1986-92, 94-95.....	8	18	2.3	25	0	Jason Campbell, QB 2014.....	1	1	1.0	1	0
Scott Mitchell, QB 2000-01.....	10	61	6.1	121	1	Ben Bennett, QB 1987.....	2	17	8.5	9	0	Bruce Coslet, TE 1969-76.....	1	1	1.0	1	0
Dan Rice, RB 1987.....	18	59	3.3	8	0	Dewey Warren, QB 1968.....	4	17	4.3	12	0	Skyler Green, WR 2007.....	1	1	1.0	1	0
Andrew Hawkins, WR 2011-13.....	13	58	4.5	11	0	Cliff Russell, WR/KOR 2004.....	3	15	5.0	13	0	John Stofa, QB 1968-69.....	10	1	0.1	13	0
David Verser, WR/KOR 1981-84.....	7	48	6.9	29	0	Trent Taylor, WR/PR 2021-22.....	4	15	3.8	9	0	Mike D. Thomas, WR 2020-22.....	1	1	1.0	1	0
Shawn Williams, S 2013-20.....	2	46	23.0	39	0	Jeff Query, WR 1992-95.....	4	14	4.7	8	0	Michael Westbrook, WR 2002.....	1	1	1.0	1	0
Lorenzo Neal, FB 2001-02.....	14	41	2.9	9	0	Reece Morrison, RB 1972-73.....	4	13	3.3	8	0	Marvin Cobb, S 1975-79.....	1	0	0.0	0	0
Jay Schroeder, QB 1993.....	10	41	4.1	20	0	Cleotha Montgomery, RB/KOR/PR 1980.....	1	12	12.0	12	0	Brad Costello, P 1988-99.....	1	0	0.0	0	0
Don Bass, WR/TE 1978-81.....	6	40	6.7	14	0	J.T. O'Sullivan, QB 2009.....	3	12	4.0	6	0	Rob Hertel, QB 1978.....	1	0	0.0	0	0
James Joseph, RB 1995.....	16	40	2.5	8	0	John Farley, RB 1984.....	1	11	1.6	5	0	Ryan Hewitt, H-B 2014-17.....	1	0	0.0	0	0
Joe Wilson, RB 1973.....	10	39	3.9	11	0	Trenton Irwin, WR 2019-22.....	1	11	11.0	11	0	Chris Pressley, FB 2010-13.....	1	0	0.0	0	0
Champ Henson, RB 1975.....	11	38	3.5	8	0	Lynn James, WR 1990-91.....	11	11	11.0	11	0	Jim Corbett, TE 1977-80.....	1	-1	-1.0	-1	0
Brian Hill, RB 2017.....	11	37	3.4	11	0	Kyle Larson, P 2004-08.....	1	11	11.0	11	1	Bruce Gradkowski, QB 2011-12.....	7	-1	0.1	1	0
Tom Dinkel, LB 1978-83, 85.....	3	34	11.3	20	0	Laveranues Coles, WR 2009.....	2	10	5.0	8	0	Scottie Graham, RB 1997.....	1	-1	-1.0	-1	0
Neil O'Donnell, QB 1998.....	13	34	2.6	10	0	Rex Keeling, P 1968.....	1	10	10.0	10	0	Kevin Huber, P 2009-22.....	3	-1	-0.3	0	0
Mark Walton, RB 2018.....	14	34	2.4	10	0	Antonio Chatman, WR/PR 2006-09.....	3	9	3.0	5	0	Eric Kresser, QB 1997-99.....	1	-1	-1.0	-1	0
AJ McCarron, QB 2014-16.....	14	31	2.2	16	0	Damon Gibson, WR/PR 1998.....	1	9	9.0	9	0	Dennis Law, WR/PR 1978.....	1	-1	-1.0	-1	0
Ja'Marr Chase, WR 2021-22.....	12	29	2.4	10	0	Willie Shelby, RB/KOR/PR 1976-77.....	5	9	1.8	3	0	Dane Sanzenbacher, WR 2013-14.....	1	-1	-1.0	-1	0
James Johnson, RB 2008.....	9	29	3.2	12	0	Wayne Clark, QB 1974.....	1	8	8.0	8	1	Bob Trumpy, TE/WR 1968-77.....	1	-1	-1.0	-1	0
Dale Livingston, P/K 1968-69.....	2	29	14.5	18	0	Steve Conley, RB 1972.....	3	8	2.7	5	0	Craig Yeast, WR/PR 1999-2000.....	3	-1	-0.3	15	0
Tee Higgins, WR 2020-22.....	5	28	5.6	13	0	Reggie McNeal, WR 2006.....	1	8	8.0	8	0	Jeff Christensen, RB 1983.....	1	-2	-2.0	-2	0
Cliff Groce, FB 1999-2000.....	11	26	2.4	8	1	Sandy Durko, S 1970-72.....	1	7	7.0	7	0	Quan Cosby, WR/PR 2009-10.....	1	-2	-2.0	-2	0
Brandon Allen, QB 2020-22.....	23	25	1.1	4	0	Clayton Fejedelem, S 2016-19.....	2	6	3.0	6	0	Ira Hillary, WR/PR 1987-89.....	1	-2	-2.0	-2	0
John Ross III, WR 2017-20.....	8	25	3.1	12	0	Mike Levenseller, WR 1979-80.....	1	6	6.0	6	0	Brandon LaFell, WR 2016-17.....	1	-2	-2.0	-2	0
Eric Crabtree, WR 1969-71.....	4	24	6.0	16	0	Carl Pickens, WR/PR 1992-99.....	6	6	1.0	6	0	Jeff Hill, WR 1994-96.....	1	-3	-3.0	-3	0
Mike Martin, WR/PR/KOR 1983-89.....	3	24	8.0	15	0	Patrick Robinson, WR/PR/KOR 1993.....	1	6	6.0	6	0	Scott Covington, QB 1999-2001.....	2	-4	-2.0	-2	0
James Wright, WR 2014-16.....	5	24	4.8	13	0	Ryan Benjamin, RB 1993.....	3	5	1.7	2	0	Neil Rackers, K 2000-02.....	1	-5	-5.0	-5	0
Steve Kreider, WR 1979-86.....	4	23	5.8	21	0	Daniel Herron, RB 2012.....	4	5	1.3	6	0	M.L. Harris, TE 1980-85.....	4	-5	-1.3	5	0
Gus Frolotte, QB 2002.....	4	22	5.5	9	0	Bobby Hunt, S 1968-69.....	1	5	5.0	5	1	Pat McInally, P/WR 1976-85.....	5	-7	-1.4	18	0
Charlie Joiner, WR 1972-75.....	5	22	4.4	8	0	Mike Nourseth, QB 1987-88.....	1	5	5.0	5	0	Anthony Wright, QB 2006.....	4	-12	-3.0	-1	0
Dave Lewis, P/QB 1970-73.....	12	22	1.8	15	0	Michael Blair, FB 1998.....	1	4	4.0	4	0	Mike Barber, WR 1990-92.....	1	-13	-13.0	-13	0
Tab Perry, WR/KOR 2005-07.....	6	22	3.7	9	1	Glenn Bujnoch, G 1976-82.....	1	4	4.0	4	1	David Dunn, WR/KOR 1995-98.....	1	-13	-13.0	-13	0
Daniel Pope, P 2000.....	2	22	11.0	22	0	Doug Gaynor, QB 1986.....	1	4	4.0	4	0	Cris Collinsworth, WR 1981-88.....	7	-15	-2.1	8	0
						Jordan Palmer, QB 2008-10.....	1	4	4.0	4	0	Billy Brooks, WR 1976-79.....	3	-17	-5.7	4	0
						Kelley Washington, WR 2003-06.....	2	4	2.0	5	0	Lee Johnson, P/K 1988-98.....	4	-25	-6.3	0	0
						Ted Washington, RB 1968.....	1	4	4.0	4	0						

ALL-TIME PASSING

Order based on passer rating. Updated through 2022 season.
 Players active with Bengals as of July 23, 2023 are listed in bold.

500 OR MORE ATTEMPTS

PLAYER, POS., YEARS	ATT	CMP	YDS	TD	INT	LG	SKD-YDS	RAT
Joe Burrow, QB 2020-22.....	1530	1044	11,774	82	31	82t	124-860	100.4
Andy Dalton, QB 2011-19.....	4449	2757	31,594	204	118	86t	278-1738	87.5
Carson Palmer, QB 2003-10.....	3217	2024	22,694	154	100	78t	160-1116	86.9
Boomer Esiason, QB 1984-92, 97.....	3564	2015	27,149	187	131	86t	237-1858	83.1
Ken Anderson, QB 1971-86.....	4475	2654	32,838	197	160	94t	398-2875	81.9
Jeff Blake, QB 1994-99.....	2221	1240	15,134	93	62	88t	171-1044	79.3
Virgil Carter, QB 1970-73.....	582	328	3850	22	20	90t	40-313	74.9
Jon Kitna, QB 2001-05.....	1707	1009	10,707	59	59	82t	94-644	74.6
David Klingler, QB 1992-95.....	687	375	3880	16	21	83t	83-523	66.1

50-499 ATTEMPTS

PLAYER, POS., YEARS	ATT	CMP	YDS	TD	INT	LG	SKD-YDS	RAT
AJ McCarron, QB 2014-17.....	133	86	920	6	2	66t	13-72	93.6
Neil O'Donnell, QB 1998.....	343	212	2216	15	4	76t	30-217	90.2
Greg Cook, QB 1969-74.....	200	107	1865	15	11	78t	29-195	87.6
Brandon Allen, QB 2020-22.....	179	110	1096	7	4	72t	12-84	82.5
Jeff Driskel, QB 2016-19.....	176	105	1003	6	2	37	16-122	82.2
Sam Wyche, QB 1968-70.....	220	115	1743	12	8	80t	49-321	81.7
Turk Schonert, QB 1980-85, 87-89.....	350	216	2756	7	12	71	43-330	78.7
Erik Wilhelm, QB 1989-91, 93-97.....	136	77	912	5	6	46t	8-43	71.1
Ryan Fitzpatrick, QB 2007-08.....	372	221	1905	8	9	79	38-193	70.0
Jay Schroeder, QB 1993.....	159	78	832	5	2	37	13-87	70.0
Donald Hollas, QB 1991-94.....	115	67	645	3	5	24t	16-122	64.6
John Stofa, QB 1968-69.....	177	85	896	5	5	60	17-140	60.8
Paul Justin, QB 1998.....	63	34	426	1	3	41	7-60	60.7
Dewey Warren, QB 1968.....	80	47	506	1	4	45t	10-69	60.7
Ryan Finley, QB 2019-20.....	119	58	638	3	4	47	20-156	59.4
Jack Thompson, QB 1979-82.....	370	175	2072	13	19	59t	36-352	55.1
Akili Smith, QB 1999-2002.....	461	215	2212	5	13	46	59-327	52.8
John Reaves, QB 1975-78.....	276	131	1546	7	17	51t	15-104	47.8
Gus Frolotte, QB 2002.....	85	44	437	1	5	51	10-74	46.1
Scott Mitchell, QB 2000-01.....	199	93	1004	3	11	38	18-97	44.0

FEWER THAN 50 ATTEMPTS

PLAYER, POS., YEARS	ATT	CMP	YDS	TD	INT	LG	SKD-YDS	RAT
Mohamed Sanu, WR 2012-15.....	5	5	177	2	0	73t	1-6	158.3
Archie Griffin, RB 1976-83.....	4	3	39	2	0	18t	1-3	144.8
Lee Johnson, P/K 1988-98.....	5	4	19	2	0	7t	0-0	122.1

Lenvil Elliott, RB 1973-78.....

(All-time individual stats — receptions, cont.)

Table with columns: Player Name, Year, YDS, REC, AVG, LG, TD. Includes players like Tyler Eifert, Pete Johnson, Ja'Marr Chase, Charles Alexander, C.J. Uzomah, Mohamed Sanu, Boobie Clark, Steve Kreider, Harold Green, Marvin Jones, Eric Bieniemy, Reggie Kelly, Andre Caldwell, Essex Johnson, Chris Henry, Don Bass, Brandon Lafell, Stanford Jennings, Kenny Watson, Lenvil Elliott, Rudi Johnson, M.L. Harris, Billy Brooks, Alex Erickson, Speedy Thomas, Derrick Fenner, Brandon Bennett, Matt Schobel, Ron Dugans, Doug Dressler, Andrew Hawkins, Brian Leonard, Chris Perry, Charlie Joiner, Cedric Benson, Jeff Query, David Dunn, Samaje Perine, Jess Phillips, Eric Crabtree, Terrell Owens, Kelley Washington, Jerome Simpson, Marco Battaglia, Paul Robinson, Jeremy Hill, Tyler Kroft, Mike Martin, Eric Kattus, Larry Kinnebrew, Bruce Coslet, Jeremi Johnson, Auden Tate, Drew Sample, Pat McInally, Jordan Shipley, Ki-Jana Carter, Hayden Hurst, Brian Milne, John Ross III, Tony Stewart, Ickey Woods, Antonio Chatman, Laveranues Coles, Danny Farmer, Lorenzo Neal, Willie Jackson, Mike Barber, Jim Riggs, Cliff Groce, Reggie Rembert.

Table with columns: Player Name, Year, YDS, REC, AVG, LG, TD. Includes players like Craig Thompson, Steve Broussard, Rex Burkhead, Brandon Tate, Fred Willis, Jon Sherman, Daniel Coats, Cody Core, Kevin Walter, Bernard Scott, James Hudson, Craig Taylor, J.P. Foschi, Ira Hilary, Stanley Wilson, Craig Yeast, BenJarvus Green-Ellis, John McDaniel, Jim Corbett, Deacon Turner, Matt Luchey, David Verser, Ed Williams, Eric Ball, Ryan Hewitt, Warren McVea, Glenn Holt, James Joseph, Mike D. Thomas, Mitchell Wilcox, Jeff Cothran, Charlie Davis, Damon Gibson, Troy Sadowski, Tom Smiley, Armon Binns, Chris Evans, Trent Irwin, Rodney Tate, James Wright, Kendal Smith, Michael Basnight, Brian Brennan, Bill Johnson, Saint Safold, Ben Utecht, Tony Davis, Stan Fritts, Dane Sanzenbacher, Damon Griffin, Rick Walker, Cedric Peerman, Garrison Hearst, Donald Lee, Ryan Whalen, Lynn James, Tab Perry, Orson Charles, Damion Willis, Steve Bush, Patrick Robinson, Trent Taylor, Michael Westbrook, Trayveon Williams, Cethan Carter, Josh Malone, Anthony Munoz, Wesley Carroll, Quan Cosby, DeDe Dorsey, David Frisch, Ken Herock, James Johnson, Gregg Little.

Table with columns: Player Name, Year, YDS, REC, AVG, LG, TD. Includes players like Ostell Miles, Stepfret Williams, Kevin Brock, Colin Cochart, Mike Dingle, Dennis Law, Marc Logan, Stanley Morgan, Chris Pressley, Clem Turner, Mark Walton, Estes Banks, Jeff Hill, Ron Lamb, Milt Stegall, Jeff Thomason, Gunnard Twyner, Dana Wright, Chase Coffman, Shane Garrett, Skyler Green, Larry Johnson, Matt Lengel, Greg Meehan, Nathan Poole, Alex Smith, Devin Asiasi, Andy Dalton, John Farley, Jake Fisher, Jordan Franks, John Garrett, Tim George, Brian Hill, John Holifield, Don Kern, Nate Lawrie, Mike Levenseller, Ed Marshall, Kirk McMullen, Jack Novak, Marquis Pleasant, Ken Riley, Wade Russell, Melvin Tuten, Derek Ware, Andre White, Mario Alford, Ryan Benjamin, Brian Blados, Michael Blair, Drew Buie, Al Chandler, Ryan Fitzpatrick, Scottie Graham, Jim Hargrove, Champ Henson, Bernard Jackson, Bob Johnson, Curtis Keaton, Mike Kelly, David Klingler, Marcus Maxwell, David McCluskey, Reece Morrison, Carl Parker, Bill Peterson, Cliff Russell, Sedrick Shaw, Willie Shelby, Akili Smith, Tommie Smith, Andrew Whitworth, Sam Wyche.

ALL-TIME RECEIVING YARDS

Order based on total yards. Updated through 2022 season. Players active with Bengals as of July 23, 2023 are listed in bold.

Table with columns: PLAYER, POS., YEARS, YDS, REC, AVG, LG, TD. Includes Chad Johnson, A.J. Green, Isaac Cickens, Carl Pickens, Cris Collinsworth, Eddie Brown, Darnay Scott, T.J. Houshmandzadeh, Tyler Boyd, Tim McGee, Bob Trumpy, Rodney Holman, Tony McGee, Dan Ross, Chip Myers, Tee Higgins, James Brooks, Giovanni Bernard, Peter Warrick, Jermaine Gresham, Ja'Marr Chase, Tyler Eifert, Steve Kreider, Chris Henry.

Table with columns: Player Name, Year, YDS, REC, AVG, LG, TD. Includes Mohamed Sanu, Joe Mixon, Marvin Jones, Billy Brooks, Archie Griffin, C.J. Uzomah, Don Bass, Essex Johnson, Corey Dillon, Charlie Joiner, Brandon LaFell, M.L. Harris, Pete Johnson, Speedy Thomas, Eric Crabtree, Andre Caldwell, Boobie Clark, David Dunn, Charles Alexander, Eric Bieniemy, Alex Erickson, Stanford Jennings, Mike Martin, Harold Green, Jerome Simpson, Andrew Hawkins, Terrell Owens, Reggie Kelly.

Table with columns: Player Name, Year, YDS, REC, AVG, LG, TD. Includes Jeff Query, Matt Schobel, Lenvil Elliott, Kelley Washington, Bruce Coslet, Pat McInally, Auden Tate, Ron Dugans, Kenny Watson, Brandon Bennett, Derrick Fenner, John Ross III, Eric Kattus, Doug Dressler, Tyler Kroft, Marco Battaglia, Brian Leonard, Jordan Shipley, Danny Farmer, Larry Kinnebrew, Rudi Johnson, Cedric Benson, Samaje Perine, Willie Jackson, Laveranues Coles, Jeremy Hill, Chris Perry, Brandon Tate.

(All-time individual stats — receiving yards, cont.)

Table of receiving yards for various players, including John McDaniel, Drew Sample, Paul Robinson, David Verser, Mike Barber, Reggie Bernbert, Jess Phillips, James Hundon, Hayden Hurst, Tony Stewart, Ickey Woods, Jim Corbett, Ki-Jana Carter, Rod Sherman, Antonio Chatman, Cody Core, Craig Yeast, Jeremi Johnson, Ira Hillary, Kevin Walter, Daniel Coats, Brian Milne, Rex Burkhead, Craig Thompson, Stanley Wilson, Jim Riggs, Trenton Irwin, Fred Willis, Warren McVea, J.P. Foschi, Damon Gibson, Lorenzo Neal, Nick Luchey, Mike D. Thomas, Ryan Hewitt, Steve Broussard, Eric Ball, Armon Binns, Cliff Groce, James Wright, Ed Williams, Chris Evans, Craig Taylor, Kendall Smith, Michael Basnith, Glenn Holt, Saint Saifoff, Charlie Davis, Brian Brennan, Dane Sanzenbacher, Bernard Scott, Mitchell Wilcox.

Table of receiving yards for various players, including Rick Walker, Rodney Tate, Deacon Turner, Lynn James, Stan Fritis, Damon Griffin, Tony Davis, Garrison Hearst, BenJarvus Green-Ellis, Cedric Peerman, Bill Utecht, Bill Johnson, James Joseph, Jeff Cothran, Donald Lee, Orson Charles, Troy Perry, Tab Sadowski, Trent Taylor, Michael Westbrook, Ostell Miles, Tom Smiley, Steve Bush, Damion Willis, Wesley Carroll, Dennis Liu, Stepfret Williams, Ryan Whalen, Ron Lamb, Ken Herock, Josh Malone, Patrick Robinson, Quan Cosby, Greg Little, DeDe Dorsey, Cethan Carter, Trayveon Williams, James Johnson, Carl Parker, Marquis Pleasant, Gunnard Twynier, Colin Cochart, Jeff Hill, Jake Fisher, David Frisch, Mill Stegall, Tommie Smith, Mark Walton, Jordan Franks, Brian Hill, Derek Ware, Marc Logan, Jack Novak, Skyler Green, Shane Garrett.

Table of receiving yards for various players, including Chase Coffman, Mike Levenseller, John Garrett, Stanley Morgan, Tim George, Dana Wright, Wade Russell, Chris Pressley, Greg Meehan, Mike Dingle, Bernard Jackson, Jeff Thomason, Kevin Brock, Cliff Russell, John Holifield, Ed Marshall, Anthony Munoz, Andre White, Matt Lengel, Ryan Benjamin, Mario Alford, Estes Banks, Kirk McMullen, Ken Riley, Andy Dalton, Don Kern, Clem Turner, Alex Smith, Melvin Tuten, John Farley, Nate Lawrie, Bill Peterson, Al Chandler, Curtis Keaton, Mike Kelly, David McCluskey, Michael Blair, Akili Smith, Devin Asiasi, Drew Bui, Marcus Maxwell, Sam Wyche, Brian Blados, Larry Johnson, Reece Morrison, Bob Johnson, Willie Shelby, Scottie Graham, Andrew Whitworth, Jim Hargrove, Champ Henson, Ryan Fitzpatrick, Sedrick Shaw, David Klingler, Nathan Poole.

ALL-TIME PUNTING

Order based on punting average. Updated through 2022 season. Players active with Bengals as of July 23, 2023 are listed in bold.

Table of all-time punting stats for Brad Costello and Jeff Hayes.

100 OR MORE PUNTS

Table of punting stats for players with 100 or more punts, including Kevin Huber, Dave Lewis, Lee Johnson, Kyle Larson, Pat McInally, Dale Livingston, Dave Green, Nick Harris.

FEWER THAN 25 TOTAL PUNTS

Table of punting stats for players with fewer than 25 total punts, including Mike Nugent, Greg Horne, Shawn Powell, Terry Swanson, Doug Dressler, Chris Bahr, Travis Dorsch, Boomer Esiason, Jim Breech, Ron Lamb, Fletcher Smith, Rex Keeling, Horst Muhlmann, Doug Pelfrey, Neil Rackers.

* NOTE: Net punting average was not an official NFL statistic until 1976.

25-99 TOTAL PUNTS

Table of punting stats for players with 25-99 total punts, including Drue Chrisman, Will Brice, Daniel Pope, Kyle Richardson, Scott Fulhage.

ALL-TIME PUNT RETURNS

Order based on return average. Updated through 2022 season. Players active with Bengals as of July 23, 2023 are listed in bold.

50 OR MORE PUNT RETURNS

Table of punt return stats for players with 50 or more returns, including Adam Jones, Quan Cosby, Mike Martin, Peter Warrick, Corey Sawyer, Lemar Parrish, Brandon Tate, Tommy Casanova, T.J. Houshmandzadeh, Alex Erickson, Keivan Ratliff, Essex Johnson.

25-49 PUNT RETURNS

Table of punt return stats for players with 25-49 returns, including Mitchell Price, Craig Yeast, Trent Taylor, Tony Davis, Carl Pickens, Vaughn Lusyby, Damon Gibson, Greg Myers, Cleotha Montgomery, Patrick Robinson, Darius Phillips, John Simmons, Mike Fuller, Willie Shelby, Antonio Chatman, Lyle Blackwood, Dennis Liu.

FEWER THAN 25 PUNT RETURNS

Table of punt return stats for players with fewer than 25 returns, including Kenny Graham, Charlie King, Phil Spiller, Jeff Burris, Danny Farmer, Dick Jauron, Trenton Irwin, Richard Carey, Damon Griffin, Ira Hillary, Ray Horton, Jess Phillips, Stepfret Williams, David Dunn, Shane Garrett, Tim McGee, Monk Williams.

(All-time individual stats — punt returns, cont.)

Table with columns: Player Name, Pos., Years, NO, YDS, AVG, LG, TD. Lists punt return statistics for various players like Eric Bieniemy, Mike Levenseller, etc.

Table with columns: Player Name, Pos., Years, NO, YDS, AVG, LG, TD. Continues list of punt return statistics for players like Marvin Cobb, Speedy Thomas, etc.

Table with columns: Player Name, Pos., Years, NO, YDS, AVG, LG, TD. Continues list of punt return statistics for players like John Guillory, William Jackson III, etc.

ALL-TIME KICKOFF RETURNS

Order based on return average. Updated through 2022 season. Players active with Bengals as of July 23, 2023 are listed in bold.

50 OR MORE KICKOFF RETURNS

Table with columns: Player, Pos., Years, NO, YDS, AVG, LG, TD. Lists players with 50 or more kickoff returns, including Brandon Wilson, Adam Jones, Alex Erickson, etc.

25-49 KICKOFF RETURNS

Table with columns: Player, Pos., Years, NO, YDS, AVG, LG, TD. Lists players with 25-49 kickoff returns, including Jeff Hill, Willie Shelby, Paul Robinson, etc.

FEWER THAN 25 KICKOFF RETURNS

Table with columns: Player, Pos., Years, NO, YDS, AVG, LG, TD. Lists players with fewer than 25 kickoff returns, including Tommy Casanova, Willie Jackson, etc.

Table with columns: Player Name, Pos., Years, NO, YDS, AVG, LG, TD. Continues list of kickoff return statistics for players like Steve Holden, Archie Griffin, etc.

Table with columns: Player Name, Pos., Years, NO, YDS, AVG, LG, TD. Continues list of kickoff return statistics for players like Khalid Kareem, Samaje Perine, etc.

ALL-TIME INTERCEPTIONS

Order based on total interceptions. Updated through 2022 season. Players active with Bengals as of July 23, 2023 are listed in bold.

PLAYER, POS., YEARS

Table with columns: Player, Pos., Years, NO, YDS, AVG, LG, TD. Lists interception statistics for players like Ken Riley, Louis Breeden, etc.

Table with columns: Player Name, Pos., Years, NO, YDS, AVG, LG, TD. Continues list of interception statistics for players like Al Beauchamp, Robert Jackson, etc.

Table with columns: Player Name, Pos., Years, NO, YDS, AVG, LG, TD. Continues list of interception statistics for players like Corey Sawyer, Brian Simmons, etc.

(All-time individual stats — interceptions, cont.)

Madieu Williams, S/CB 2004-07	9	126	14.0	511	1	Jess Phillips, RB/DB 1968-72	3	26	8.7	23	0	Clayton Fejedelem, S 2016-19	1	5	5.0	5	0
Chris Crocker, S 2008-13	8	153	19.1	321	1	Germaine Pratt, LB 2019-22	3	7	2.3	4	0	Tre Flowers, CB 2-21-22	1	0	0.0	0	0
Bo Harris, LB 1975-82	7	168	24.0	621	1	Keiwan Ratliff, CB/PR 2004-07, '09-10	3	52	17.3	35	0	Steve Foley, LB 1998-2002	1	1	1.0	1	0
Rey Mauluga, LB 2009-16	7	102	14.6	47	0	Carl Zander, LB 1985-91	3	33	11.0	18	0	Oliver Gibson, DT/NT 1999-2003	1	6	6.0	6	0
Steve Tovar, LB 1993-97	7	69	9.9	24	0	Eli Apple, CB 2021-22	2	50	25.0	50	0	Alan Grant, CB 1993	1	17	17.0	17	0
Logan Wilson, LB 2020-22	7	72	10.3	41	0	Ken Avery, LB 1969-74	2	20	10.0	15	0	David Grant, NT 1988-91	1	0	0.0	0	0
Rickey Dixon, DB 1988-92	6	122	20.3	47	0	Chidozie Awuzie, CB 2021-22	2	42	21.0	42	0	John Guillory, DB 1969-70	1	0	0.0	0	0
Rod Jones (Roderick), CB 1990-96	6	40	6.7	24	0	Rogers Beckett, S 2003-04	2	11	5.5	11	0	James Harrison, LB 2013	1	9	9.0	9	0
Chinedum Ndukwe, S 2007-10	6	65	10.8	44	0	Lyle Blackwood, S/PR 1973-75	2	44	22.0	40	0	Sherrill Headrick, LB 1968	1	0	0.0	0	0
Jimmy Spencer, CB 1996-97	6	46	7.7	34	0	Preston Brown, LB 2018-19	2	20	10.0	18	0	Kim Herring, S 2004-05	1	0	0.0	0	0
Bracey Walker, S 1994-96	6	91	15.2	35	0	Chris C. Carter, S 2000-01	2	16	8.0	10	0	Bryan Hicks, S 1980-84	1	8	8.0	8	0
Vonn Bell, S 2020-22	5	71	14.2	46	0	Andre Collins, LB 1995-97	2	3	1.5	3	0	Landon Johnson, LB 2004-07	1	2	2.0	2	0
Mike Brim, CB 1993-95	5	146	29.2	49	1	Carlos Dunlap, DE 2010-20	2	30	15.0	161	2	Dhani Jones, LB 2007-10	1	13	13.0	13	0
Vontaze Burfict, LB 2012-18	5	82	16.4	47	0	Jordan Evans, LB 2017-21	2	7	3.5	7	0	Ethan Kilmer, S 2006-08	1	52	52.0	521	1
Glenn Cameron, LB 1975-85	5	58	11.6	27	0	Mike Fuller, S/PR 1981-82	2	31	15.5	31	0	Charlie King, CB 1968-69	1	32	32.0	321	1
Neal Craig, S 1971-73	5	128	25.6	631	1	Harry Gunner, DE 1968-69	2	90	45.0	701	1	Jevon Langford, DE 1996-01	1	0	0.0	0	0
Bobby Hunt, S 1968-69	5	81	16.2	27	0	Roger Jones, CB 1994-96	2	47	23.5	30	1	Chris Lewis-Harris, CB 2012-16	1	10	10.0	11	0
Terence Newman, CB 2012-14	5	11	2.2	9	0	Joe Kelly, LB 1986-89	2	31	15.5	25	0	Corey Lynch, S 2008	1	6	6.0	6	0
Bill Peterson, LB 1968-72	5	39	7.8	17	0	Ermanuel Lamur, LB 2012-15	2	6	3.0	5	0	Tremain Mack, S/CB/KOR 1997-2000	1	29	29.0	29	0
Darius Phillips, CB/PR 2018-21	5	103	20.6	28	0	Alonzo Mitz, DE 1991-92	2	11	5.5	8	0	Ricardo McDonald, LB 1992-97	1	0	0.0	0	0
Vincent Rey, LB 2010-18	5	47	9.4	251	1	Melvin Morgan, CB 1976-78	2	64	32.0	64	0	Michael Myers, DT 2007	1	0	0.0	0	0
Takeo Spikes, LB 1998-2002	5	85	17.0	661	1	Mitchell Rice, CB/PR 1990-93	2	0	0.0	0	0	Tom Nelson, S 2009-10	1	2	2.0	2	0
Odell Thurman, LB 2005	5	59	11.8	301	1	Keith Rivers, LB 2008-11	2	39	19.5	39	0	Rob Niehoff, S 1987	1	19	19.0	19	0
Sandy Durko, S 1970-72	4	46	11.5	25	0	Mark Roman, CB/S 2000-03	2	1	0.5	1	0	Ifeanyi Ohalet, S 2005	1	15	15.0	15	0
Michael Johnson, DE/LB 2009-13, '15-18	4	32	8.0	221	1	John Simmons, CB/PR/KOR 1981-86	2	43	21.5	431	1	Carl Powell, DE 2003-05	1	-2	-2.0	-2	0
Greg Myers, S/PR 1996-99	4	35	8.8	25	0	Daryl Smith, CB 1987-88	2	0	0.0	0	0	Ron Pritchard, LB 1972-77	1	0	0.0	0	0
Scott Perry, CB 1976-79	4	70	17.5	391	2	Justin Smith, DE 2001-07	2	28	14.0	21	0	Thomas Randolph, CB 1998	1	0	0.0	0	0
Sam Shade, S 1995-98	4	54	13.5	32	0	Jimmy Turner, CB 1983-86	2	44	22.0	40	0	Rick Razzano, LB 1980-84	1	11	11.0	11	0
Doug Adams, LB 1971-74	3	44	14.7	19	0	Nick Vigil, LB 2016-19	2	34	17.0	34	0	Terrell Roberts, CB 2003-04	1	6	6.0	6	0
Leo Barker, LB 1984-91	3	36	12.0	29	0	Leon White, LB 1986-91	2	43	21.5	22	0	Adrian Ross, LB 1998-03	1	11	11.0	11	0
Jeff Burris, CB 2002-03	3	22	7.3	17	0	Sheldon White, CB 1993	2	19	9.5	14	0	Frostee Rucker, DE 2006-11	1	26	26.0	26	0
Tom Carter, CB 1999-2001	3	40	13.3	30	0	Solomon Wilcotts, S/CB 1987-90	2	43	21.5	37	0	KeiVarae Russell, CB 2016-17	1	0	0.0	0	0
Nate Clements, CB/S 2011-12	3	26	8.7	21	0	Mackensie Alexander, CB 2020	1	21	21.0	21	0	Dane Sanzenbacher, WR 2013-14	1	6	6.0	6	0
John Copeland, DE/DT 1993-2000	3	19	6.3	12	0	Robert Bean, CB 2000-01	1	0	0.0	0	0	Jeff Schuh, LB 1981-85	1	0	0.0	0	0
Darqueze Dennard, CB 2014-19	3	119	39.7	891	1	Myron Bell, S 1998-99	1	5	5.0	5	0	Josh Shaw, CB 2015-17	1	0	0.0	0	0
Ken Dyer, S 1969-71	3	45	15.0	22	0	Roosevelt Blackmon, CB 1998-99	1	0	0.0	0	0	Ron Shumon, LB 1978	1	48	48.0	48	0
Robert Geathers, DE/LB 2004-14	3	68	22.7	361	1	Greg Bright, S 1980-81	1	5	5.0	5	0	LeShaun Sims, CB 2020	1	0	0.0	0	0
Kenny Graham, S 1970	3	31	10.3	31	0	Jim Browner, S 1979-80	1	15	15.0	15	0	Pat Sims, DT 2008-12, '15-17	1	3	3.0	3	0
Cory Hall, S 1999-2002	3	14	4.7	12	0	Ross Browner, DE 1978-86	1	29	29.0	29	0	Lamont Thompson, S 2002	1	4	4.0	4	0
Rodney Heath, CB 1999-2001	3	72	24.0	581	1	Richard Carey, CB 1989	1	5	5.0	5	0	John Thornton, DT 2003-08	1	0	0.0	0	0
Mike Hilton, CB 2021-22	3	64	21.3	35	1	Al Coleman, S 1969-71	1	15	15.0	15	0	Morgan Trent, CB 2009-11	1	0	0.0	0	0
Dexter Jackson, S 2006-08	3	53	17.7	46	0	Ricky Davis, S 1975	1	26	26.0	26	0	B.W. Webb, CB 2019	1	1	1.0	1	0
William Jackson III, CB 2016-20	3	124	41.3	751	1	Akeem Davis-Gaither, LB 2020-22	1	0	0.0	0	0	Leonard Wheeler, CB 1992-96	1	36	36.0	24	0
Brandon Johnson, LB 2008-11	3	47	15.7	35	0	Chris Devlin, LB 1975-78	1	2	2.0	2	0	Marvin White, S 2007-08, '10	1	0	0.0	0	0
Louis Oliver, S 1994	3	36	12.0	19	0	Tom Dinkel, LB 1978-83, '85	1	1	1.0	1	0	Wilson Whitley, DT 1977-82	1	2	2.0	2	0
Bo Orlando, S 1996-97	3	3	1.0	3	0	Gerald Dixon, LB 1996-97	1	10	10.0	10	0	Dan Wilkinson, DT/DE 1994-97	1	7	7.0	7	0
						Eddie Edwards, DE/DT 1977-88	1	2	2.0	2	0	Roy Williams, S 2009-10	1	0	0.0	0	0
						Richard Fain, CB 1991	1	1	1.0	1	0						
						Jonathan Fanene, DE/DT 2005-11	1	45	45.0	451	1						

ALL-TIME SACKS

Order based on total sacks. Updated through 2022 season. Players active with Bengals as of July 23, 2023 are listed in bold.

PLAYER, POS., YEARS	SKS	YDS	PLAYER, POS., YEARS	SKS	YDS	PLAYER, POS., YEARS	SKS	YDS
Eddie Edwards, DE/DT 1977-88	83.5	675.5	Jim LeClair, LB 1972-83*	8.5	84.0	Alex Gordon, LB 1991-93	3.0	15.0
Carlos Dunlap, DE 2010-20	82.5	546.0	Mike St. Clair, DE 1980-82	8.0	67.0	Artrell Hawkins, CB 1998-2003	3.0	21.0
Geno Atkins, DT 2010-20	75.5	507.5	Carl Zander, LB 1985-91	8.0	73.0	Joe Kelly, LB 1986-89	3.0	15.0
Reggie Williams, LB 1976-89	62.5	496.0	Chinedum Ndukwe, S 2007-10	7.5	62.5	Dre Kirkpatrick, CB 2012-19	3.0	12.0
Ross Browner, DE 1978-86	59.0	508.0	Andre Collins, LB 1995-97	7.0	40.0	Mack Mitchell, DE 1979	3.0	14.0
Justin Smith, DE 2001-07	43.5	299.5	Larry Ogunjobi, DT 2021	7.0	51.5	Alonzo Mitz, DE 1991-92	3.0	23.5
Michael Johnson, DE/LB 2009-13, '15-18	40.5	266.5	Frostee Rucker, DE 2006-11	7.0	49.0	Elston Riddle, DE 1992	3.0	9.0
Tim Krumrie, NT 1983-94	34.5	238.0	Pat Sims, DT 2008-12, '15-17	7.0	40.5	Adrian Ross, LB 1998-03	3.0	19.0
Robert Geathers, DE/LB 2004-14	34.0	223.0	Steve Tovar, LB 1993-97	7.0	39.0	Artie Smith, DE 1994-96	3.0	12.0
James Francis, LB 1990-98	33.0	224.5	Glenn Cameron, LB 1975-85*	6.0	48.0	Chris Smith, DE 2017	3.0	36.0
Gary Burley, DE 1975-83*	31.5	268.0	Cory Hall, S 1999-2002	6.0	38.0	Ramondo Stallings, DE 1994-98	3.0	24.0
Sam Hubbard, DE 2018-22	30.5	173.0	Kevin Kaesviharn, S/CB 2001-06	6.0	37.0	Eric Thomas, CB 1987-92	3.0	28.0
Coy Bacon, DE 1976-77	27.5	262.5	Vincent Rey, LB 2010-18	6.0	44.0	Brandon Thompson, DT 2012-16	3.0	21.5
Alfred Williams, LB/DE 1991-94	26.5	176.0	Jeff Schuh, LB 1981-85	6.0	52.0	Shawn Williams, S 2013-20	3.0	7.0
Dan Wilkinson, DT/DE 1994-97	25.0	165.5	Leon White, LB 1986-91	6.0	45.0	Bill Berthussen, DE 1987	2.5	12.5
John Copeland, DE/DT 1993-2000	24.0	150.0	Ron N. Carpenter, DT/DE 1970-76*	5.5	54.0	Jerry Boyarsky, NT 1982-85	2.5	27.5
Reinard Wilson, LB/DE 1997-2002	24.0	150.0	Mike Hammerstein, DE/NT 1986-90	5.5	42.0	Toney Catchings, LB 1987	2.5	14.5
Brian Simmons, LB 1998-06	23.0	148.0	Kevin Hardy, LB 2003-04	5.5	29.0	Margus Hunt, DE/DT 2013-16, '20	2.5	14.0
Trey Hendrickson, DE 2014-22	22.0	144.0	Dhani Jones, LB 2007-10	5.5	37.0	Tim Johnson, DT 1996	2.5	22.0
Jim Skow, DE 1986-89	21.5	180.0	Skip McClendon, DE 1987-91	5.5	54.5	Mark Roman, CB/S 2000-03	2.5	15.0
Wallace Gilberry, DE 2012-16	20.0	137.5	Reggie Nelson, S 2010-15	5.5	47.5	Sam Adams, DT 2006	2.0	8.0
Carl Lawson, DE/LB 2017-20	20.0	131.0	Sam Shade, S 1995-98	5.0	37.0	Lewis Billups, CB 1986-91	2.0	18.0
Domata Peko, DT 2006-16	18.5	108.5	Clyde Simmons, DE 1998	5.0	37.0	Ahmad Brooks, LB 2006-07	2.0	13.0
Daniel Stubbs, DE 1991-93	17.0	117.0	Kimo von Oelhoffen, NT/DT 1994-99	5.0	32.5	Bob Brown, DT 1975-76*	2.0	21.0
John Thornton, DT 2003-08	17.0	116.0	Will Clarke, DE 2014-16	4.5	16.5	James Harrison, LB 2013	2.0	2.0
Bo Harris, LB 1975-82*	15.5	115.0	Tom Dinkel, LB 1978-83, '85	4.5	32.0	Ray Horton, CB 1983-88	2.0	19.0
Emmanuel King, LB 1985-88	15.0	139.0	David Pollack, LB 2005-07	4.5	34.0	Thomas Howard, LB 2011-12	2.0	10.0
Jason Buck, DE 1987-90	14.5	115.0	Bryan Robinson, DE/DT 2005-07	4.5	25.0	Ken Johnson, DE 1971-77*	2.0	23.0
Duane Clemons, DE 2003-05	14.5	99.5	Ron Simpkins, LB 1980-86	4.5	31.0	Tank Johnson, DT 2009-10	2.0	7.0
Takeo Spikes, LB 1998-2002	14.5	119.0	Logan Wilson, LB 2020-22	4.5	21.5	Adam Jones, CB/PR/KOR 2010-17	2.0	7.0
Jonathan Fanene, DE/DT 2005-11	13.5	89.0	Louis Breeden, CB 1977-87	4.0	36.0	Bo Orlando, S 1996-97	2.0	13.0
Ricardo McDonald, LB 1992-97	13.0	62.0	Bobby Kemp, S 1981-86	4.0	23.0	DJ Reader, DT 2020-22	2.0	10.0
Oliver Gibson, DT/NT 1999-2003	12.0	67.5	Rey Mauluga, LB 2009-16	4.0	18.0	Keith Rivers, LB 2008-11	2.0	13.0

300-YARD PASSERS

Order is chronological. Updated through 2022 season.

Table with columns: DATE, OPP, PLAYER, ATT, CMP, YDS, TD, LG, INT. Lists 300-yard passing performances by player and date.

100-YARD RECEIVERS

Order is chronological. Updated through 2022 season.

Table with columns: DATE, OPP, PLAYER, NO, YDS, LG, TD. Lists 100-yard receiving performances by player and date.

(Superlative performances — 100-yd. receivers, cont.)

12-24-94	Phil.	Carl Pickens	9	135	51	1	11-27-05	Ball.	T.J. Houshmandzadeh	9	147	30	1	11-16-14	@N.O.	A.J. Green	6	127	38	1
9-3-95	@Ind.	Tony McGee	6	118	41	0	12-24-05	Buff.	Chad Johnson	9	117	41	1	11-23-14	@Hou.	A.J. Green	12	121	20	0
9-10-95	Jax.	Carl Pickens	5	102	68	1	9-17-06	Cle.	Chris Henry	5	113	43	0	12-7-14	Pitt.	A.J. Green	11	224	81	1
9-24-95	Hou.	Tony McGee	8	109	35	1	10-15-06	@T.B.	T.J. Houshmandzadeh	10	102	33	1	9-13-15	@Oak.	Tyler Eifert	9	104	31	2
9-24-95	Hou.	Darnay Scott	4	125	56	1	11-12-06	S.D.	Chad Johnson	11	260	74	2	9-27-15	@Ball.	A.J. Green	10	227	80	2
10-1-95	Mia.	Carl Pickens	9	117	44	3	11-19-06	@N.O.	Chad Johnson	6	190	60	3	11-1-15	@Pitt.	A.J. Green	11	118	38	1
10-19-95	@Pitt.	Carl Pickens	8	108	41	1	11-26-06	@Cle.	Chad Johnson	7	123	43	0	11-22-15	@Ariz.	Giovani Bernard	8	128	41	0
11-12-95	@Hou.	Carl Pickens	7	108	30	2	11-30-06	Ball.	T.J. Houshmandzadeh	10	106	40	1	12-6-15	@Cle.	A.J. Green	5	128	57	1
11-19-95	Pitt.	Carl Pickens	8	129	26	1	12-10-06	Oak.	T.J. Houshmandzadeh	8	118	36	1	12-13-15	Pitt.	A.J. Green	6	132	66	1
11-10-96	Pitt.	Carl Pickens	12	103	21	0	12-10-06	Oak.	Chad Johnson	5	101	42	0	9-11-16	@NYJ	A.J. Green	12	180	54	1
11-24-96	All.	Carl Pickens	11	176	61	3	12-31-06	Pitt.	Chris Henry	4	124	66	1	9-18-16	@Pitt.	Giovani Bernard	9	100	25	1
12-1-96	@Jax.	Carl Pickens	7	109	26	3	9-16-07	@Cle.	Chad Johnson	11	209	32	2	9-29-16	Mia.	A.J. Green	10	173	51	1
12-8-96	Ball.	Darnay Scott	8	103	27	0	9-23-07	@Sea.	T.J. Houshmandzadeh	12	141	35	1	10-23-16	Cle.	A.J. Green	8	169	48	1
9-21-97	@Den.	Carl Pickens	8	125	48	0	9-23-07	@Sea.	Chad Johnson	9	138	20	0	10-30-16	Wash.	A.J. Green	9	121	40	0
11-30-97	@Phil.	James Hundon	5	118	52	2	10-1-07	N.E.	T.J. Houshmandzadeh	10	100	23	1	10-30-16	Wash.	Tyler Eifert	9	102	22	1
12-14-97	Dall.	Darnay Scott	4	112	48	1	10-14-07	@K.C.	T.J. Houshmandzadeh	8	145	42	2	12-24-16	@Hou.	Brandon LaFell	6	130	86	1
12-21-97	Ball.	Darnay Scott	6	129	77	1	10-21-07	NYJ	Chad Johnson	3	102	56	0	9-24-17	@G.B.	A.J. Green	10	111	20	1
9-13-98	@Det.	Darnay Scott	5	130	70	2	11-25-07	Tenn.	Chad Johnson	12	103	22	3	10-8-17	Buff.	A.J. Green	7	189	77	1
9-27-98	@Ball.	Carl Pickens	7	120	67	2	12-30-07	@Mia.	Chad Johnson	4	131	70	2	11-12-17	@Tenn.	A.J. Green	5	115	70	1
10-11-98	Pitt.	Carl Pickens	13	204	50	1	9-21-08	@NYG	T.J. Houshmandzadeh	12	146	26	1	9-23-18	@Car.	Tyler Boyd	6	132	49	1
12-20-98	@Pitt.	Brandon Bennett	3	119	55	0	11-16-08	Phil.	T.J. Houshmandzadeh	12	149	26	1	9-30-18	@All.	Tyler Boyd	11	100	13	0
12-20-98	@Pitt.	Darnay Scott	7	152	61	1	10-18-09	Hou.	Chad Johnson	5	103	50	0	10-7-18	Mia.	A.J. Green	6	112	23	0
10-10-99	@Cle.	Darnay Scott	8	110	19	0	10-25-09	Chi.	Chad Johnson	10	118	19	2	10-21-18	@K.C.	A.J. Green	7	117	31	0
11-7-99	@Sea.	Carl Pickens	4	104	75	1	12-6-09	Det.	Chad Johnson	9	137	36	1	10-28-18	T.B.	Tyler Boyd	9	138	28	1
11-28-99	@Pitt.	Darnay Scott	4	123	76	1	9-12-10	@N.E.	Chad Johnson	12	159	28	1	9-8-19	@Sea.	John Ross III	7	158	55	2
12-5-99	S.F.	Carl Pickens	7	107	37	2	10-3-10	@Cle.	Terrell Owens	10	222	78	1	9-15-19	S.F.	Tyler Boyd	10	122	47	0
12-17-00	Jax.	Danny Farmer	5	102	38	0	10-10-10	T.B.	Terrell Owens	7	102	43	1	9-15-19	S.F.	John Ross III	4	112	66	1
9-9-01	N.E.	Darnay Scott	5	104	34	0	10-24-10	@Atl.	Chad Johnson	10	108	18	1	10-6-19	Ariz.	Tyler Boyd	10	123	42	1
12-30-01	Pitt.	Peter Warrick	10	109	20	0	10-24-10	@Atl.	Jordan Shipley	6	131	64	1	10-20-19	Jax.	Alex Erickson	8	137	48	0
12-30-01	Pitt.	Darnay Scott	7	113	49	0	11-8-10	Pitt.	Terrell Owens	10	141	27	2	11-24-19	Pitt.	Tyler Boyd	5	101	47	1
1-6-02	@Tenn.	Darnay Scott	9	152	39	0	12-26-10	S.D.	Jerome Simpson	6	124	59	2	12-22-19	@Mia.	Tyler Boyd	9	128	34	2
11-10-02	@Ball.	Chad Johnson	7	110	39	1	1-2-11	@Ball.	Jerome Simpson	12	123	21	1	9-27-20	@Phil.	Tyler Boyd	10	125	25	0
11-17-02	Cle.	Chad Johnson	4	103	72	1	9-18-11	@Den.	A.J. Green	10	124	26	1	10-18-20	@Ind.	Tee Higgins	6	125	67	0
11-24-02	@Pitt.	Chad Johnson	7	152	55	0	10-2-11	Buff.	A.J. Green	4	118	58	0	10-25-20	Cle.	Tyler Boyd	11	101	16	1
12-8-02	@Car.	Chad Johnson	6	114	32	0	10-16-11	Ind.	Jerome Simpson	6	101	32	0	11-15-20	@Pitt.	Tee Higgins	7	115	54	1
12-29-02	@Buff.	Chad Johnson	6	123	50	0	11-20-11	@Ball.	Jerome Simpson	8	152	47	0	9-3-21	Jax.	Tyler Boyd	9	118	33	0
9-14-03	@Oak.	Chad Johnson	8	131	34	0	11-27-11	Cle.	A.J. Green	3	110	51	0	9-12-21	Minn.	Ja'Marr Chase	5	101	50	1
9-14-03	@Oak.	Peter Warrick	8	109	30	1	12-18-11	@StL.	A.J. Green	6	115	55	0	10-10-21	G.B.	Ja'Marr Chase	6	159	70	1
10-19-03	Ball.	Chad Johnson	5	130	82	1	9-23-12	@Wash.	A.J. Green	9	183	73	1	10-24-21	@Ball.	Ja'Marr Chase	8	201	82	1
11-16-03	K.C.	Peter Warrick	6	114	77	1	9-30-12	@Jax.	A.J. Green	6	117	42	1	11-28-21	Pitt.	Tee Higgins	6	114	32	1
11-23-03	@S.D.	Chad Johnson	10	107	22	3	10-14-12	@Cle.	A.J. Green	7	135	57	2	12-5-21	LAC	Tee Higgins	9	138	29	1
11-30-03	@Pitt.	Chad Johnson	6	117	58	1	10-14-12	@Cle.	A.J. Green	7	135	57	2	12-12-21	S.F.	Tee Higgins	5	114	27	0
12-21-03	@StL.	Chad Johnson	7	115	47	0	11-4-12	Den.	Jermaine Gresham	6	108	52	0	12-26-21	Ball.	Tee Higgins	12	194	52	2
9-26-04	Ball.	T.J. Houshmandzadeh	7	116	22	0	11-25-12	Oak.	A.J. Green	3	111	48	0	12-26-21	Ball.	Ja'Marr Chase	7	125	22	0
10-25-04	Den.	Chad Johnson	7	149	50	1	12-23-12	@Pitt.	A.J. Green	10	116	21	0	1-2-22	K.C.	Ja'Marr Chase	11	266	72	3
11-28-04	Cle.	Chad Johnson	10	117	46	1	9-8-13	@Chi.	A.J. Green	9	162	45	2	9-11-22	Pitt.	Ja'Marr Chase	10	129	24	1
12-5-04	@Ball.	T.J. Houshmandzadeh	10	171	34	1	10-13-13	@Buff.	A.J. Green	6	103	54	1	9-25-22	@NYJ	Tyler Boyd	4	105	56	1
12-12-04	@N.E.	T.J. Houshmandzadeh	12	145	33	0	10-20-13	@Det.	A.J. Green	6	155	82	1	9-29-22	Mia.	Tee Higgins	7	124	59	1
9-18-05	Minn.	Chad Johnson	7	139	70	1	10-27-13	NYJ	Marvin Jones	8	122	45	4	10-16-22	@N.O.	Ja'Marr Chase	7	132	60	2
10-2-05	Hou.	T.J. Houshmandzadeh	8	105	22	0	10-27-13	NYJ	A.J. Green	3	115	53	0	10-23-22	All.	Tyler Boyd	8	155	60	1
10-16-05	@Tenn.	Chad Johnson	8	135	35	1	10-31-13	@Mia.	A.J. Green	11	128	21	0	10-23-22	All.	Ja'Marr Chase	8	130	41	2
11-20-05	Ind.	Chad Johnson	8	189	68	1	11-10-13	@Ball.	A.J. Green	8	151	51	1	11-20-22	@Pitt.	Tee Higgins	9	148	33	0
							9-7-14	@Ball.	A.J. Green	6	131	77	1	11-27-22	@Tenn.	Tee Higgins	7	114	29	1
							9-21-14	Tenn.	A.J. Green	6	102	29	0	12-11-22	Cle.	Ja'Marr Chase	10	119	20	1
							10-12-14	Car.	Mohamed Sanu	10	120	34	1	12-24-22	@N.E.	Tee Higgins	8	128	39	1
							10-26-14	Ball.	Mohamed Sanu	5	125	53	0							

LAST TIMES

(Updated through 2022 season.)

BENGALS

RETURNED KICKOFF FOR TOUCHDOWN

Nov. 29, 2020 vs. N.Y. Giants — Brandon Wilson, 103 yards

RETURNED PUNT FOR TOUCHDOWN

Sept. 16, 2012 vs. Cleveland — Adam Jones, 81 yards

RETURNED INTERCEPTION FOR TOUCHDOWN

Nov. 28, 2021 vs. Pittsburgh — Mike Hilton, 24 yards

RECOVERED OPPONENT'S FUMBLE IN END ZONE FOR TOUCHDOWN

Jan. 8, 2023 vs. Baltimore — Joseph Ossai

RETURNED OPPONENT'S FUMBLE FOR TOUCHDOWN

Jan. 9, 2022 at Cleveland — Trayvon Henderson, 29 yards

BLOCKED A PUNT

Dec. 23, 2018 at Cleveland — Clayton Fejedelem blocked Britton Colquitt punt

RETURNED BLOCKED PUNT FOR TOUCHDOWN

Nov. 17, 2013 vs. Cleveland — Tony Dye, 14 yards (block by Jayson DiManche)

BLOCKED FIELD GOAL ATTEMPT

Oct. 31, 2022 at Cleveland — B.J. Hill blocked a Cade York 53-yard FG attempt

RETURNED BLOCKED FIELD GOAL ATTEMPT FOR TOUCHDOWN

Nov. 8, 1970 at Buffalo — Lemar Parrish, 83 yards

BLOCKED AN EXTRA POINT ATTEMPT

Dec. 24, 2016 at Houston — Margus Hunt blocked a Nick Novak PAT attempt

SCORED SAFETY

Dec. 1, 2019 vs. N.Y. Jets — Jets penalized for holding in end zone for Bengals team safety

WON SHUTOUT

Dec. 14, 2014 at Cleveland (30-0)

OPPONENTS

RETURNED KICKOFF FOR TOUCHDOWN

Nov. 4, 2012 vs. Denver — Trindon Holliday, 105 yards

RETURNED PUNT FOR TOUCHDOWN

Oct. 7, 2018 vs. Miami — Jakeem Grant, 71 yards

RETURNED INTERCEPTION FOR TOUCHDOWN

Dec. 24, 2022 at New England — Marcus Jones, 69 yards

RECOVERED BENGALS FUMBLE IN END ZONE FOR TOUCHDOWN

Dec. 8, 2002 at Carolina — Al Wallace recovered Jon Kitna fumble

RETURNED BENGALS FUMBLE FOR TOUCHDOWN

Dec. 5, 2021 vs. L.A. Chargers — Tevaughn Campbell, 61 yards

BLOCKED A PUNT

Sept. 30, 2018 at Atlanta — Keith Tandy blocked Kevin Huber punt

RETURNED BLOCKED PUNT FOR TOUCHDOWN

Sept. 14, 2008 vs. Tennessee — Keith Bulluck blocked Kyle Larson punt and recovered ball in end zone

BLOCKED FIELD GOAL ATTEMPT

Nov. 25, 2018 vs. Cleveland — Myles Garrett blocked a Randy Bullock 54-yard FG attempt

RETURNED BLOCKED FIELD GOAL ATTEMPT FOR TOUCHDOWN

Dec. 1, 1996 at Jacksonville — Mickey Washington, 65 yards

BLOCKED AN EXTRA POINT ATTEMPT

Sept. 11, 2022 vs. Pittsburgh — Minkah Fitzpatrick blocked an Evan McPherson PAT attempt

SCORED SAFETY

Oct. 16, 2016 at New England — Andy Dalton tackled in end zone by Dont'a Hightower

WON SHUTOUT

Sept. 10, 2017 vs. Baltimore (20-0)

LONGEST PLAYS

(All plays are touchdowns unless noted otherwise. Updated through 2022 season.)

BENGALS

- 103 yds. — Brandon Wilson — kickoff return vs. N.Y. Giants, 11-29-20
- 102 yds. — Louis Breeden — interception at San Diego, 11-8-81
- 102 yds. — Eric Bieniemy — kickoff return at N.Y. Giants, 10-26-97
- 102 yds. — Artrell Hawkins — interception at Houston, 11-3-02
- 101 yds. — Dre Kirkpatrick — interception at Denver, 11-19-17 (not a TD)
- 100 yds. — Glenn Holt — kickoff return at Buffalo, 11-4-07
- 99 yds. — Tremain Mack — kickoff return vs. Tennessee, 11-14-99
- 98 yds. — Stanford Jennings — kickoff return at Kansas City, 11-13-88
- 97 yds. — Darryl Williams — interception vs. Pittsburgh, 11-7-93
- 97 yds. — Willie Shelby — kickoff return at Cleveland, 10-3-76
- 97 yds. — Tremain Mack — kickoff return at Baltimore, 9-27-98
- 97 yds. — Adam Jones — kickoff return vs. Carolina, 10-12-14 (not a TD)
- 96 yds. — Ray Griffin — interception vs. San Diego, 11-11-79
- 96 yds. — Corey Dillon — rush at Detroit, 10-28-01
- 96 yds. — Bernard Scott — kickoff return at Pittsburgh, 11-15-09
- 95 yds. — Carl Pickens — punt return at Green Bay, 9-20-92
- 95 yds. — Lemar Parrish — kickoff return at Buffalo, 11-8-70
- 94 yds. — Tim McGee — kickoff return vs. Minnesota, 10-23-86 (not a TD)
- 94 yds. — Ken Anderson to Billy Brooks — pass at Minnesota, 11-13-77
- 94 yds. — Brandon Bennett — kickoff return at Baltimore, 11-10-02
- 94 yds. — Tab Perry — kickoff return at Pittsburgh, 12-4-05 (not a TD)
- 92 yds. — Brandon Wilson — kickoff return at Baltimore, 11-10-19
- 90 yds. — Lemar Parrish — punt return vs. Washington, 10-6-74
- 90 yds. — Virgil Carter to Speedy Thomas — pass vs. Philadelphia, 9-19-71
- 90 yds. — David Dunn — kickoff return vs. Pittsburgh, 11-10-96

OPPONENTS

- 105 yds. — Mercury Morris (Miami) — kickoff return at Cincinnati, 9-14-69
- 105 yds. — Trindon Holliday (Denver) — kickoff return at Cincinnati, 11-4-12
- 103 yds. — Bob Gresham (Houston) — kickoff return at Cincinnati, 9-23-73
- 101 yds. — Derrick Mason (Tennessee) — kickoff return at Cincinnati, 11-18-01
- 100 yds. — Max Anderson (Buffalo) — kickoff return at Cincinnati, 9-22-68
- 100 yds. — Jon Vaughn (New England) — kickoff return at Cincinnati, 12-20-92
- 99 yds. — Antwaan Randle El (Pittsburgh) — kickoff return at Cincinnati, 10-13-02
- 99 yds. — Jeff Garcia to Andre' Davis (Cleveland) — pass at Cleveland, 10-17-04
- 99 yds. — Terrence McGee (Buffalo) — kickoff return at Cincinnati, 12-24-05
- 99 yds. — Denzel Ward (Cleveland) — interception return at Cincinnati, 11-7-21
- 98 yds. — Chad Williams (Baltimore) — interception at Cincinnati, 12-1-02
- 97 yds. — Darren Lewis (Chicago) — kickoff return at Chicago, 11-8-92
- 97 yds. — Brandon Tate (New England) — kickoff return at New England, 9-12-10
- 96 yds. — Carl Roaches (Houston) — kickoff return at Houston, 10-4-81
- 96 yds. — Bobby Humphrey (N.Y. Jets) — kickoff return at Cincinnati, 12-21-86
- 95 yds. — Aaron Bailey (Indianapolis) — kickoff return at Cincinnati, 12-22-96
- 95 yds. — Lamont Brightful (Baltimore) — punt return at Baltimore, 11-10-02
- 94 yds. — Herschel Walker (Philadelphia) — kickoff return at Cincinnati, 12-24-94
- 94 yds. — Brent Grimes (Miami) — interception return at Miami, 10-31-13
- 94 yds. — Ben Roethlisberger to Martavis Bryant (Pittsburgh) — pass at Cincinnati, 12-7-14
- 93 yds. — Robert Lyles (Houston) — fumble return at Cincinnati, 10-19-86
- 92 yds. — Billy Lefear (Cleveland) — kickoff return at Cleveland, 11-23-75 (not a TD)
- 92 yds. — Bo Jackson (L.A. Raiders) — rush at Los Angeles, 11-5-89
- 92 yds. — Eric Metcalfe (Cleveland) — punt return at Cincinnati, 9-4-94

PRO BOWL HISTORY

*Below is a list of the Bengals selected for the NFL Pro Bowl (1970-present) and AFL All-Star games (1968-69) — listed both by player and by year.
The years listed are the seasons during which the selections were earned, not the calendar years in which the games were played.*

BY PLAYER			BY YEAR	
PLAYER	SELECTIONS	YEAR(S)	YEAR	PLAYER(S)
Anthony Munoz, OT	11	1981-91	1968	— C Bob Johnson, RB Paul Robinson, TE Bob Trumpy
Geno Atkins, DT	8	2011-12, '14-19	1969	— LB Bill Bergey, RB Paul Robinson, TE Bob Trumpy
A.J. Green, WR	7	2011-17	1970	— CB Lemar Parrish, TE Bob Trumpy
Chad Johnson, WR	6	2003-07, '09	1971	— CB Lemar Parrish
Lemar Parrish, CB	6	1970-71, '74-77	1972	— WR Chip Myers, DT Mike Reid
Ken Anderson, QB	4	1975-76, '81-82	1973	— WR Isaac Curtis, DT Mike Reid, TE Bob Trumpy
Willie Anderson, OT	4	2003-06	1974	— S Tommy Casanova, WR Isaac Curtis, CB Lemar Parrish
James Brooks, RB	4	1986, '88-90	1975	— QB Ken Anderson, WR Isaac Curtis, CB Lemar Parrish
Isaac Curtis, WR	4	1973-76	1976	— QB Ken Anderson, DE Coy Bacon, S Tommy Casanova, WR Isaac Curtis, LB Jim LeClair, CB Lemar Parrish
Bob Trumpy, TE	4	1968-70, '73	1977	— DE Coy Bacon, S Tommy Casanova, CB Lemar Parrish
Tommy Casanova, S	3	1974, '76-77	1978	— (none)
Cris Collinsworth, WR	3	1981-83	1979	— (none)
Andy Dalton, QB	3	2011, '14, '16	1980	— (none)
Corey Dillon, RB	3	1999-2001	1981	— QB Ken Anderson, WR Cris Collinsworth, FB Pete Johnson, P Pat McInally, OT Anthony Munoz
Boomer Esiason, QB	3	1986, '88-89	1982	— QB Ken Anderson, WR Cris Collinsworth, OT Anthony Munoz, TE Dan Ross
David Fulcher, S	3	1988-90	1983	— WR Cris Collinsworth, OT Anthony Munoz
Rodney Holman, TE	3	1988-90	1984	— OT Anthony Munoz
Max Montoya, G	3	1986, '88-89	1985	— OT Anthony Munoz
Andrew Whitworth, OT	3	2012, '15-16	1986	— RB James Brooks, QB Boomer Esiason, G Max Montoya, OT Anthony Munoz
Coy Bacon, DE	2	1976-77	1987	— NT Tim Krumrie, OT Anthony Munoz
Ja'Marr Chase, WR	2	2021-22	1988	— RB James Brooks, WR Eddie Brown, QB Boomer Esiason, S David Fulcher, TE Rodney Holman, NT Tim Krumrie, G Max Montoya, OT Anthony Munoz, CB Eric Thomas
Carlos Dunlap, DE	2	2015-16	1989	— RB James Brooks, QB Boomer Esiason, S David Fulcher, TE Rodney Holman, G Max Montoya, OT Anthony Munoz
Jermaine Gresham, TE	2	2011-12	1990	— RB James Brooks, S David Fulcher, TE Rodney Holman, OT Anthony Munoz
Trey Hendrickson, DE	2	2021-22	1991	— OT Anthony Munoz
Tim Krumrie, NT	2	1987-88	1992	— RB Harold Green
Carson Palmer, QB	2	2005-06	1993	— (none)
Carl Pickens, WR	2	1995-96	1994	— (none)
Mike Reid, DT	2	1972-73	1995	— QB Jeff Blake, WR Carl Pickens
Paul Robinson, RB	2	1968-69	1996	— CB Ashley Ambrose, WR Carl Pickens
Ashley Ambrose, CB	1	1996	1997	— (none)
Bill Bergey, LB	1	1969	1998	— (none)
Jeff Blake, QB	1	1995	1999	— RB Corey Dillon, KR Tremain Mack
Eddie Brown, WR	1	1988	2000	— RB Corey Dillon
Vontaze Burfict, LB	1	2013	2001	— RB Corey Dillon
Joe Burrow, QB	1	2022	2002	— FB Lorenzo Neal
Tyler Eifert, TE	1	2015	2003	— OT Willie Anderson, WR Chad Johnson
Shayne Graham, K	1	2005	2004	— OT Willie Anderson, CB Tory James, WR Chad Johnson, RB Rudi Johnson
Harold Green, RB	1	1992	2005	— OT Willie Anderson, K Shayne Graham, WR Chad Johnson, CB Deltha O'Neal, QB Carson Palmer
Clark Harris, LS	1	2017	2006	— OT Willie Anderson, WR Chad Johnson, QB Carson Palmer (Pro Bowl Player of the Game)
T.J. Houshmandzadeh, WR	1	2007	2007	— WR T.J. Houshmandzadeh, WR Chad Johnson
Kevin Huber, P	1	2014	2008	— (none)
Tory James, CB	1	2004	2009	— WR Chad Johnson
Bob Johnson, C	1	1968	2010	— (none)
Pete Johnson, FB	1	1981	2011	— DT Geno Atkins, QB Andy Dalton, WR A.J. Green, TE Jermaine Gresham
Rudi Johnson, RB	1	2004	2012	— DT Geno Atkins, WR A.J. Green, TE Jermaine Gresham, OT Andrew Whitworth
Adam Jones, CB	1	2015	2013	— LB Vontaze Burfict, WR A.J. Green
Jim LeClair, LB	1	1976	2014	— DT Geno Atkins, QB Andy Dalton, WR A.J. Green, P Kevin Huber
Tremain Mack, KR	1	1999	2015	— DT Geno Atkins, DE Carlos Dunlap, TE Tyler Eifert, WR A.J. Green, CB Adam Jones, S Reggie Nelson, RB Cedric Peerman, OT Andrew Whitworth
Pat McInally, P	1	1981	2016	— DT Geno Atkins, QB Andy Dalton, DE Carlos Dunlap, WR A.J. Green, OT Andrew Whitworth
Joe Mixon, RB	1	2021	2017	— DT Geno Atkins, WR A.J. Green, LS Clark Harris
Chip Myers, WR	1	1972	2018	— DT Geno Atkins
Lorenzo Neal, FB	1	2002	2019	— DT Geno Atkins
Reggie Nelson, S	1	2015	2020	— (none)
Deltha O'Neal, CB	1	2005	2021	— WR Ja'Marr Chase, DE Trey Hendrickson and RB Joe Mixon
Cedric Peerman, RB	1	2015	2022	— QB Joe Burrow, WR Ja'Marr Chase and DE Trey Hendrickson
Dan Ross, TE	1	1982		
Eric Thomas, CB	1	1988		

ANTHONY MUNOZ CLASS OF 1998

The Bengals' Anthony Munoz, who defined the art of playing offensive tackle in the National Football League, was inducted on Aug. 1, 1998 to the Pro Football Hall of Fame. It was the first year of Hall eligibility for Munoz, whose final NFL season was 1992 with the Bengals. There currently are 371 Hall of Famers, and Munoz is one of only 92 players selected in their first year of eligibility.

Munoz was a consensus All-American at the University of Southern California, and the Bengals claimed him with the third overall pick in the 1980 draft, despite the fact some teams considered him damaged goods due to past knee surgery. The move turned out as one of the best draft gambles in franchise history, as Munoz went on to play 13 Bengals seasons (1980-92), including 11 ('81-91) in which he was chosen for the AFC-NFC Pro Bowl game. At the time of his retirement (1992), that was the most selections of any player in NFL history. He also earned All-Pro honors (full NFL, not just the AFC) every season from 1981 through '91.

"Anthony's induction was very gratifying to our organization and to all of our fans," said Mike Brown, Bengals president. "It was particularly so because the selectors recognized Anthony as a truly special player and person who deserved election on his first try. During his playing days, no one in the NFL was better. It's justifiable to consider him as the best offensive lineman ever, and he has conducted his personal and family life in a way that is a great credit to the Bengals and the NFL."

Munoz's off-field efforts earned him the NFL's prestigious Man of the Year Award in 1991.

Munoz played for the Bengals in their first two Super Bowl appearances, as a second-year player in Super Bowl XVI at Pontiac, Mich., and as a ninth-year vet in Super Bowl XXIII at Miami.

In 1994, he was one of three offensive tackles named to the NFL's official 75th Anniversary Team. He joined his fellow tackles from that 75th Anniversary Team — Forrest Gregg and Roosevelt Brown — in the Hall of Fame.

Munoz's exceptional agility and athleticism is reflected by his entry line in the Bengals' all-time pass receiving statistics. He caught seven passes in his career, playing as a tackle-eligible, and four of those receptions were for touchdowns.

In six of his 13 Bengals seasons, Munoz earned at least one major award as NFL Offensive Lineman of the Year. One award citation, issued by NFL Alumni,

reads: "The NFL has three levels of offensive linemen. The bottom rung is for players aspiring to make the Pro Bowl. The next step is for those who have earned all-star status. Then there's Anthony Munoz. He's alone at the top, a sure Hall of Famer."

A native of Ontario, Calif., whose grandparents were born in Chihuahua, Mexico, Munoz is considered the first player of primarily Hispanic background to enter the Hall.

Munoz was a member of the Bengals' inaugural Ring of Honor class in 2021, and in 2022 he was announced as the Hall of Fame's first Chief Football Relationship Officer.



KEN RILEY CLASS OF 2023

Bengals legend Ken Riley, the most productive cornerback in team history, was named a member of the Pro Football Hall of Fame's Class of 2023 at the annual NFL Honors awards show in February. The announcement came posthumously for Riley, who passed away in 2020 at the age of 72. He enters as one of three senior members selected among his class.

Riley arrived at his first Bengals training camp in 1969 as an unheralded quarterback out of Florida A&M University. The sixth-round selection in the AFL/NFL Draft (135th overall) was asked by Bengals founder and then-head coach Paul Brown to partake in drills with the cornerbacks — a move which went on to produce an unparalleled career in team history. Riley ultimately played in 207 career games over 15 seasons as a Bengal from 1969-83, and his 65 career interceptions still constitute the most dominant lead in any major category of the team's record book, nearly doubling the second-place total of 33. At the time of his retirement, that total of 65 INTs was the fourth most in NFL history, and it still stands tied for fifth most. His 207 games stood as the most in Bengals history until the 2022 season.


While Riley's stellar numbers carved out a resume which rivals the game's all-time greats, it was his team-first approach to the game which endeared him to Bengals teammates and fans, perhaps at the expense of being more widely recognized during his career.

"Ken Riley was a wonderful person," said Bengals President Mike Brown, son of Paul Brown. "Everyone respected him. Ken looked out for others. He was known as someone who would help. Had he still been alive, Ken would have delighted in being selected for the Hall of Fame. Now the extended Bengals family will have to do that for him. We miss him, and we celebrate him."

A natural athlete with an acute ability to anticipate throws toward his coverage, Riley was considered one of the top cornerbacks of his era whose mixture of talent and savviness was consistent throughout his career. He is one of only nine players in NFL history to record five or more interceptions in seven career seasons. Riley was a member of five Bengals teams which reached the postseason, including the 1981 squad, which he helped lead to Super Bowl XVI.

"He had the ball skills of an offensive skill player," said Dave Lapham, a teammate of Riley's and later the Bengals' radio analyst. "And that's what he was — a former QB. He was so smart and he was so solid, like when he picked off Joe Namath multiple times down the stretch of Joe's career. But he talked about how great Namath was, not how great Kenny Riley was. That was him in a nutshell — a great human being and a great player."

Following his retirement, Riley spent two seasons as an assistant coach for the Green Bay Packers before taking over as head coach at Florida A&M. He led the Rattlers' football program from 1986-93, earning two Mid-Eastern Athletic Conference titles and two MEAC Coach of the Year honors during that span. He then served as Florida A&M's athletic director from 1994-2004. He was inducted into the FAMU Athletics Hall of Fame in 1982, the Black College Football Hall of Fame in 2015, and the Bengals' Ring of Honor in 2021.



OTHER PLAYER/COACH CONNECTIONS

OT Anthony Munoz and CB Ken Riley are the only players who performed primarily for the Bengals to gain entry to the Pro Football Hall of Fame. Two other Hall members — WRs **Charlie Joiner** and **Terrell Owens** — are former Bengals, but both played the majority of their careers with other teams. Joiner, a Bengal from 1972-75, played most of his career at San Diego. He was inducted in 1996. Owens, a Bengal in 2010, also played for San Francisco, Philadelphia, Dallas and Buffalo. He was inducted in 2018.

Paul Brown, founder and first head coach of both the Bengals and the Cleveland Browns, is in the Hall, but he was inducted in 1967, prior to the Bengals' first season.

Three other Hall of Famers also spent time as Bengals coaches. **Bill Walsh**, inducted in 1993 for his success as head coach of the San Francisco 49ers, was a Bengals assistant from 1968-75. **Forrest Gregg**, Bengals head coach from 1980-83, was inducted in '77, based on his playing career as an OT, primarily with Green Bay. And **Dick LeBeau**, a Bengals coach for 19 seasons, was inducted in 2010 for his feats as a Detroit Lions CB. LeBeau was Bengals head coach from 2000 (the last 13 games) through '02. He also was a Cincinnati assistant coach from 1980-91 and from '97 through 2000 (first three games).

More on Paul Brown: Brown was not only the founder and first coach of both the Bengals and the Browns, he was one of the great innovators in pro football history.

"Whether they know it or not, nearly everyone in football has been affected by Paul Brown," former NFL Commissioner Pete Rozelle said in 1991. "His wealth of ideas changed the game."

Elected in 1967 to the Pro Football Hall of Fame, Brown also was founder and first coach of the Cleveland Browns, whom he guided to seven league championships in their first 12 seasons. He posted a .665 winning percentage over 25 years of pro coaching (222-112-9, including playoffs). Earlier in his career, he created an Ohio dynasty at Massillon High School and coached Ohio State University to a national championship (1942).

Brown pioneered coaching as a year-round profession, invented the draft play, introduced the use of face masks on helmets, initiated film study and classroom instruction of players, and was the first coach to call plays from the sidelines. He also broke the color barrier in modern American pro sports, as his Cleveland team featured black stars Marion Motley and Bill Willis in 1946, a year before Jackie Robinson's debut in Major League Baseball.

Born in Norwalk, Ohio, and reared in Massillon, Ohio, Brown was Bengals coach and general manager from 1968-75. He stepped down as coach following an 11-3 season in 1975, and continued in the GM's role until his death at age 82 on Aug. 5, 1991.

P.B.'s HOF tree: Paul Brown, founder and first head coach of the Cincinnati Bengals, was enshrined in the Pro Football Hall of Fame in 1967, and numerous other Hall of Fame members played and/or coached under Brown.

The most recent player added to the list of Brown's disciples in the Hall of Fame is a 2023 inductee — former Bengals CB Ken Riley. Riley was part of Brown's second Bengals draft class in 1969, a sixth-round pick out of Florida A&M who played his entire 15-year NFL career in Cincinnati. In the team's record book, Riley's 65 career INTs constitute the most dominant lead in a major career category, nearly doubling the second-place total of 33. At the time of Riley's retirement, that total of 65 INTs was the fourth most in NFL history, and it still stands tied for fifth most.

With regard to Bengals players in the Hall of Fame, Brown also was primarily responsible for drafting OT Anthony Munoz, considered by many to be the greatest offensive lineman in NFL history. Munoz, a 1998 inductee, played his entire 13-year pro career (80-92) with the Bengals. Some analysts thought he was too risky a prospect for an early first-round draft selection because he had experienced knee injuries in college. But Brown, as Bengals general manager in 1980, selected Munoz No. 3 overall.

WR Charlie Joiner, who played for the Bengals under Brown from 1972-75, was elected to the Hall of Fame in the '96 class of inductees. In addition, 16 other players Brown coached for the Cleveland Browns are in the Hall of Fame. These players, and the years Brown coached them in Cleveland, are: DE Doug Atkins (1953-54), FB Jim Brown ('57-62), DE Willie Davis ('58-59), QB Len Dawson ('60-61), WR Len Ford ('50-57), C Frank Gatski ('46-56), QB Otto Graham ('46-55), T/PK Lou Groza ('46-59 and '61-62), G Gene Hickerson ('58-60 and '62), DT Henry Jordan ('57-58), WR Dante Lavelli ('46-56), T Mike McCormack ('54-62), RB/WR Bobby Mitchell ('58-61), FB/LB Marion Motley

('46-53), E Mac Speedie ('46-52) and G Bill Willis ('46-53).

The most recent coaching disciple of Brown's to be named to the Hall of Fame was former Bengals assistant coach and head coach Dick LeBeau, a 2010 inductee. LeBeau's assistant coaching tenure with the Bengals began in '80, when Brown was general manager. He was an assistant coach (DBs and defensive coordinator) with the Bengals from 1980-91 and '97-2000 (three games in '00), and he was the team's head coach from the fourth game of '00 through '02. LeBeau, who also spent many seasons as an assistant coach with Pittsburgh, is widely considered to be one of the best defensive coaches in league history. And though he did not play under Brown, LeBeau recorded 62 career INTs, which ranked third all-time at the time of his retirement as a player.

Other former assistant coaches under Paul Brown who are in the Hall of Fame are Weeb Ewbank and Bill Walsh. Also in the Hall of Fame is Forrest Gregg, hired by Brown as Bengals head coach in 1980.

The 1997 Hall of Fame class included Don Shula, winningest coach in NFL history, who played defensive back in the NFL and was a rookie on Brown's defending NFL champion Cleveland Browns in '51.

BENGALS ITEMS IN THE HALL

The Hall of Fame houses many pieces of Bengals history from many events and former players and/or coaches. Here is a list of some of those items:

- The football used on the opening kickoff of the Bengals' inaugural regular-season home game on Sept. 15, 1968. Cincinnati defeated Denver, 24-10.
- Founder/Head Coach Paul Brown: One of Brown's signature fedora hats worn on the sideline during a game.
- CB Ken Riley: The Olympic torch carried by Riley at the 1996 Olympics in Atlanta; a game-used helmet worn during the Bengals' 1981 AFC Championship season; Shoulder pads worn by Riley in several games during his career; and a jersey of Riley's worn in 1983, his final Bengals season.
- WR Isaac Curtis: A framed water color drawing of Curtis, one of the NFL's most productive receivers during a Bengals career spanning from 1973-84.
- RB Archie Griffin: A late 1970s jersey worn in a game by Griffin, a two-time Heisman Trophy winner who played for the Bengals from 1976-83.
- OT Anthony Munoz: A full uniform — including jersey, pants, and helmet — worn during 1992, the last Bengals season of his Hall of Fame career.
- QB Boomer Esiason: A game-worn jersey from 1988, his NFL MVP season in which he led the team to Super Bowl XXIII.
- RB Corey Dillon: The jersey he wore on Dec. 4, 1997, when he established a then-rookie single-game rushing record (246) vs. Tennessee; and the jersey, pants, and shoes he wore on Oct. 22, 2000, when he set the then-NFL record of 278 rushing yards in Bengals' 31-21 win vs. Denver.
- Groundbreaking of Paul Brown Stadium (now named Paycor Stadium): A shovel used for the groundbreaking of the team's home stadium, which took place on Cincinnati's riverfront on April 25, 1998; and an autographed metal bucket from the groundbreaking ceremony of PBS, signed by Bengals president Mike Brown, Hamilton County Commissioners Bob Bedinghaus and Tom Neyer, Cincinnati Mayor Roxanne Qualls and others.
- Backrest of a seat from Cinergy Field (previously named Riverfront Stadium), which was the Bengals' home stadium from 1970-99.
- QB Andy Dalton: His jersey from Nov. 1, 2015, when he defeated Pittsburgh for his 23rd road win, tying Dan Marino, Ben Roethlisberger, and Matt Ryan for most road wins in their first five NFL seasons.
- QB Joe Burrow: The jersey and pants worn by Burrow on Sept. 12, 2021, a Bengals 27-24 OT win over Minnesota (it was the regular-season home debut of the Bengals' first significant uniform change since 2004); and a game-used football thrown by Burrow on Oct. 23, 2022, when he passed Dan Marino for the most 400+ yard passing games (five) in a player's first three seasons.
- WR Ja'Marr Chase: The gloves worn by Chase on Jan. 2, 2022 during a 34-31 victory over the Kansas City Chiefs, in which he broke the NFL rookie record for most receiving yards in a game (266); and a pair of game shoes he wore during his historic rookie season of 2021, when he shattered numerous NFL rookie records, including Super Bowl-era single-season receiving yardage, single-game receiving yardage and postseason receiving yardage.
- C Ted Karras: A "513 Stands With Buffalo" T-shirt worn by Karras in honor of Bills S Damar Hamlin, who suffered cardiac arrest and collapsed on the field at Paycor Stadium early in the teams' Week 17 game of the 2022 season (the game was initially postponed and later canceled).
- DE Sam Hubbard: The football recovered by Hubbard and returned for an NFL Postseason record 98-yard touchdown in the Bengals' 24-17 AFC Wild Card victory over Baltimore on Jan. 15, 2023.
- All of the Bengals' draft cards from 1997-2023, written on by team reps and turned in to the league to officially communicate the team's selections.

STADIUM HISTORY

PAYCOR STADIUM — 2000-PRESENT

(Called Paul Brown Stadium from 2000-21, and renamed Paycor Stadium in '22.)

Paycor Stadium, the home of the Bengals on the riverfront of downtown Cincinnati, hosts its 24th NFL season in 2023. The venue opened in 2000, and for its first 22 years was known as Paul Brown Stadium, named after the Pro Football Hall of Famer who founded the team and served as its first head coach. In August of 2022, the Bengals and Cincinnati-based human capital management company Paycor announced an expanded partnership which included stadium naming rights, renaming the venue Paycor Stadium.

Since its opening, the stadium has won numerous honors while helping keep Cincinnati in the national sports spotlight. Over the last 19 seasons (2004-22), Paycor Stadium has hosted 29 nationally televised Bengals games, and at least two nationally televised contests are scheduled for 2023.

Dubbed "The Jungle" in reference to the team's mascot and its fanbase, Paycor Stadium has provided one of the NFL's top home-field advantages over the past two decades. From 2003-10, Cincinnati sold out a franchise-record 57 consecutive home games (regular season and postseason). And, as many of the team's records have been rewritten the past two seasons, so too have the stadium's attendance charts. Each of the five highest-attended home games in Bengals history — and seven of the top eight — have occurred since the start of the 2022 calendar year, and all have resulted in wins.

Among the stadium's most notable features is its sleek design and its premier location. The design blends seamlessly with the city, open to views of downtown Cincinnati to the north and the Ohio River to the south. It serves as the westernmost structure of The Banks neighborhood, Cincinnati's modernized entertainment district which includes shopping and dining destinations, a riverfront park and three sports venues.



National recognition for Paycor Stadium has come in various modes. The acclaim began well before the stadium's 2000 opening. In May of 1998, studies of its design led to it being among 15 winners from a field of more than 300 projects for an American Architecture Award.

Then, in 2007, it was the only football stadium to crack Harris Interactive's list of "America's favorite 150 buildings and structures." Paycor Stadium ranked 101st on a list whose range included all manner of major structures — skyscrapers, museums, churches, hotels, bridges, national memorials and more. No other football stadium was voted among the top 150, and among all sports venues, only two historic baseball parks — Wrigley Field and the old Yankee Stadium — ranked higher than Paycor.

Also, in 2002, in an industry rarity, Paycor Stadium was singled out by both of the nation's premier architecture magazines, *Architectural Record* and *Architecture*. The two stories came on the heels of the American Institute of Architects (California Council) presenting the stadium with the Merit Award in

2001. It marked the first time an NFL stadium received the award from the prestigious AIA.

Though hailed for its outer design, Paycor Stadium also fulfills its primary goal of serving as a premier venue for watching football. Almost 70 percent of the seats are along the sidelines, positioned for the best possible sight lines to the action.

In addition, while most teams across the NFL operate out of a training facility separate from their home stadium, the Bengals utilize Paycor as the team's headquarters for the entire organization, including all business operations staff and football personnel. The players enjoy close proximity to all training and practice areas, including the Kettering Health Performance Center (inside the stadium; includes both a weight room and large synthetic turf area for strength and conditioning programs), the Kettering Health Practice Fields (immediately west of the stadium; featuring three full-size grass fields which host the team's training camp and most of its in-season practices), and the Integrity Express Logistics (IEL) Indoor Facility (immediately southwest of practice fields; an 80,000-square foot enclosed facility with a full-size synthetic turf football field for use during inclement weather).


Paycor Stadium includes 132 suites and 7600 club seats.

Additional facts and figures on Paycor Stadium:

SEATING CAPACITY: 65,656.

DIMENSIONS: The stadium site covers approximately 22 acres, and Paycor Stadium itself reaches a height of 157 feet.

PLAYING SURFACE: Twenty-Four/Seven synthetic turf system by Shaw Sports Turf (installed by The Motz Group in 2018).



RIVERFRONT STADIUM/CINERGY FIELD — 1970-99

(Was called Riverfront Stadium from 1970-95, and renamed Cinergy Field in '96.)



Like the Bengals' current home of Paycor Stadium, Riverfront Stadium was located in downtown Cincinnati on the bank of the Ohio River. Its site was about a quarter-mile east of the PBS site. It was renamed Cinergy Field in 1996.

Housing the Bengals and baseball's Cincinnati Reds, Riverfront/Cinergy was one of a number of circular, dual-sport facilities built in the U.S. in the 1960s and early '70s. Seating capacity for Bengals games was 60,389 in the stadium's full football configuration and 56,759 during shared periods with baseball.

Riverfront hosted one of the most celebrated victories in Bengals history, the 1981 season AFC Championship known as the "Freezer Bowl." The Bengals defeated San Diego 27-7 on a day with the lowest wind chill (minus-59 degrees) and second-coldest temperature reading (minus-9) in NFL history. The Bengals won their second AFC title at Riverfront in 1988, defeating Buffalo 21-10.

The longest Bengals sellout streak at Riverfront was 43 games, from the 1988 season opener through the '92 home finale.

The Reds continued playing in Cinergy Field for three seasons (2000-02) after the Bengals departed for PBS, and Cinergy was imploded in December of '02 to make room for new riverfront development.

NIPPERT STADIUM — 1968-69

The Bengals played their first two seasons in Nippert Stadium on the campus of the University of Cincinnati. When the Bengals played at Nippert, its seating capacity was listed as 31,301.



The Nippert Stadium site began hosting UC games in 1902. It remains the home of the Bearcats today, and still stands as the third-oldest NCAA FBS stadium. Nippert has been expanded and upgraded many times over the years. Its current seating capacity is approximately 40,000, and its most recent major renovation took place from 2014 through early '15 (the Bearcats played their 2014 home games at Paycor Stadium — then named Paul Brown Stadium — but returned to Nippert in '15).

The stadium began in 1902 as Carson Field, named after Arch Carson, who played a significant role in starting football on the UC campus in 1885. In 1901, as physical director of the university, Carson guided the construction of the first field, which was later named for him (to this day, Nippert's playing surface still is called Carson Field). Fans watched from wooden bleachers constructed on the hillside adjacent to the field.

Construction began in 1916 on a permanent brick-and-mortar stadium, and the structure was completed in '24. The new stadium was named after Jimmy Nippert, a UC player who sustained a spike wound injury during the 1923 season finale and died a month later from blood poisoning. His grandfather, James N. Gamble of Procter & Gamble, provided the funds necessary to complete construction, and Nippert Stadium was dedicated the following November.

STADIUM FIRSTS AND LASTS

PAYCOR STADIUM (PREVIOUSLY NAMED PAUL BROWN STADIUM)

(Stadium was named Paul Brown Stadium from 2000-21 and was renamed Paycor Stadium in '22.)

FIRST PRESEASON GAME: Aug. 19, 2000 / Bengals 24, Chicago 20 (attendance: 56,180)

FIRST REGULAR-SEASON GAME: Sept. 10, 2000 / Cleveland 24, Bengals 7 (attendance: 64,006)

First Bengals scoring play: Ron Dugans four-yard TD pass from Akili Smith (second quarter, 14:33)

First opponent scoring play: Travis Prentice 16-yard TD run (first quarter, 3:43)

RECORD (regular season, through 2022): 99-82-2 (.546)

LARGEST CROWD (regular season or postseason): 67,260 on Sept. 29, 2022 / Bengals 27, Dolphins 15

RIVERFRONT STADIUM/CINERGY FIELD

(Stadium was called Riverfront Stadium from 1970-95 and was renamed Cinergy Field in '96.)

FIRST PRESEASON GAME: Aug. 8, 1970 / Bengals 27, Washington 12 (attendance: 52,299)

FIRST REGULAR-SEASON GAME: Sept. 20, 1970 / Bengals 31, Oakland 21 (attendance: 56,616)

First Bengals scoring play: Sam Wyche five-yard TD run (first quarter, 13:08)

First opponent scoring play: Fred Biletnikoff 20-yard TD pass from Daryle Lamonia (first quarter, 0:30)

LAST REGULAR-SEASON GAME: Dec. 12, 1999 / Bengals 44, Cleveland 28 (attendance: 59,972)

Last Bengals scoring play: Darnay Scott 52-yard TD pass from Jeff Blake; Doug Pelfrey PAT kick (third quarter, 3:15)

Last opponent scoring play: Darrin Chiaverini 19-yard TD pass from Ty Detmer; Phil Dawson PAT kick (fourth quarter, 0:49)

RECORD (regular season): 128-100-0 (.561)

LARGEST CROWD: 60,284 on Oct. 17, 1971 / Cleveland 27, Bengals 24

NIPPERT STADIUM

FIRST PRESEASON GAME: Aug. 3, 1968 / Kansas City 38, Bengals 14 (attendance: 21,682)

FIRST REGULAR-SEASON GAME: Sept. 15, 1968 / Bengals 24, Denver 10 (attendance: 25,049)

First Bengals scoring play: Dale Livingston 49-yard FG (third quarter, 12:02)

First Bengals touchdown: Bob Trumpy 58-yard pass from John Stofa (third quarter, 8:58)

First opponent scoring play: Bob Humphreys 33-yard FG (third quarter, 3:07)

First opponent touchdown: Eric Crabtree five-yard pass from Jim LeClair (fourth quarter, 11:57)

LAST REGULAR-SEASON GAME: Nov. 16, 1969 / Boston 25, Bengals 14 (attendance: 25,913)

Last Bengals scoring play: Jess Phillips four-yard TD run; Horst Muhlmann PAT kick (fourth quarter, 13:10)

Last opponent scoring play: Gino Cappelletti 43-yard FG (third quarter, 7:58)

Last opponent touchdown: Charley Frazier six-yard pass from Mike Taliaferro; Gino Cappelletti PAT kick (first quarter, 1:24)

RECORD (regular season): 6-8-0 (.429)

LARGEST CROWD: 28,642 on Sept. 29, 1968 / San Diego 31, Bengals 10

PRO FOOTBALL HISTORY IN CINCINNATI

Cincinnati was home to two other teams in the National Football League prior to the present-day Bengals.

One of the teams, known as the Cincinnati Celts, was a member of the NFL — then known as the American Professional Football Association — in the league's second season in 1921. That team finished with a 1-3-0 record in its only season.

In 1933, the NFL granted the city another franchise, this time called the Cincinnati Reds. They competed in the league for two seasons before folding. The Reds finished with a 3-6-1 record and fourth place in the league's Western Division in 1933. In 1934, they lost their first eight games before suspending operations. The St. Louis Gunners, an independent team, joined the NFL by buying the Cincinnati franchise and went 1-2 the last three weeks of the season.

It was a third team, however — one which was not a member of the NFL — that eventually proved to be the closest link to today's modern-era team.

In 1937, a team called the Cincinnati Bengals was formed as a member of the rival American Football League. It was that team's name which was later adopted by today's NFL franchise.

The 1937 Bengals finished with a 2-4-2 record in their first year, but the AFL folded after the season. The Bengals continued as an independent team in 1938,

playing three NFL teams that year. They beat the Chicago Bears 17-13, and the Pittsburgh Pirates 38-0, and tied the Chicago Cardinals 7-7.

In 1939, the Bengals joined a new AFL, finishing in second place with a 6-2 record. But again, the league folded after the season.

Once again, in 1940, another new AFL emerged, and again the Bengals joined. They recorded 1-7-0 and 1-5-2 marks in 1940 and '41, respectively. That AFL suffered the fate of the two AFLs before it, folding after the 1941 season as the United States entered World War II. Only this time, the Bengals folded along with it.

Pro football returned to Cincinnati 26 years later in 1967, when Paul Brown headed an ownership group which landed an expansion franchise in the modern-era American Football League. Brown, a Pro Football Hall of Famer who founded and coached the Cleveland Browns from 1946-62, picked the name Bengals for the new team "to give it a link with past professional football in Cincinnati" (for more information about the origin of the name "Bengals" for both the 1937-41 AFL teams and the current NFL team, please see the 1967 summary of the Team Chronology section).

The Bengals began play in the AFL in 1968. The AFL merged with the NFL in 1970.



1938 Cincinnati Bengals

Front row (left to right): 65-Tarz Carlson, 84-Bud Payne, 60-Cole Wilging, 85-Sig Sigillo, 55-Freddy Wunderlich, 69-Joe Kruse, 14-Blond Blizzard Owen, 80-Norm Cable, 41-Irish Pavkov, 54-Horse Chesney, 64-Pat Howlett, 51-Tiger Martinovich.

Back row: 70-Homer Reynolds, 72-Jug Brown, 75-King Bernard, 73-Socko Wieth, 88-Bumper McPhail, 61-Earl Warwick, 83-Connie Mack Berry, 81-Phil Bucklew, 82-Bill Muellner, 52-Russ Sweeney, 87-Wild Bill Gerdes, 86-Turk Russ, Coach Dana M. King.

MISCELLANEOUS FACTS AND FIGURES

ENTERING 2023 SEASON

Bengals franchise firsts:

- **FIRST HEAD COACH:** Paul Brown, who coached from 1968 through '75.
- **FIRST PLAYER:** QB John Stofa, who was acquired in December, 1967, from the Miami Dolphins in a trade for two draft choices. Stofa played for the Bengals in 1968 and '69.
- **FIRST DRAFT CHOICE:** Center Bob Johnson, from the University of Tennessee, was the Bengals' No. 1 draft choice in their 1968 inaugural season.
- **FIRST GAME:** Aug. 3, 1968 — a preseason home game against the Kansas City Chiefs at Nippert Stadium. The Chiefs won 38-14 in front of 21,682.
- **FIRST REGULAR-SEASON GAME:** On Friday night, Sept. 6, 1968, in San Diego, the Bengals began play in the American Football League. They lost to the Chargers, 29-13.
- **FIRST BENGALS REGULAR-SEASON SCORING PLAY:** On the Bengals' first possession of their first regular-season game — Sept. 6, 1968 at San Diego — RB Paul Robinson scored a touchdown on a two-yard run. Dale Livingston kicked the extra point for a 7-0 Cincinnati lead. The Chargers came back to win, 29-13.
- **FIRST REGULAR-SEASON VICTORY:** On Sunday, Sept. 15, 1968, the Bengals won their home opener, defeating the Denver Broncos, 24-10. A crowd of 25,049 watched at Nippert Stadium.
- **FIRST PLAYOFF GAME:** On Saturday, Dec. 26, 1970, the Bengals lost to the Baltimore Colts, 17-0, at Memorial Stadium in Baltimore in an AFC Divisional Playoff. The Bengals reached the playoffs in just the franchise's third season by winning the AFC Central Division with an 8-6 regular-season record.
- **FIRST PLAYOFF VICTORY:** On Jan. 3, 1982, the Bengals beat the Buffalo Bills, 28-21, at Riverfront Stadium in an AFC Divisional Playoff Game. A week later, the Bengals won the AFC title to earn a trip to Super Bowl XVI.

In the beginning: The Bengals' inaugural season was 1968, when they played in the American Football League (which merged with the NFL in '70). That first Bengals team had a seven-person coaching staff (in contrast to the 23-person staff heading into the 2023 season). Head coach Paul Brown was joined by Bill Johnson (offensive line coach), Rick Forzano (offensive backfield), Jack Donaldson (defensive line), Tom Bass (defensive backfield), Bill Walsh (offensive ends) and Frank Smouse (linebackers).

Munoz made Pro Bowl history: Former Bengals OT Anthony Munoz was selected to play in 11 AFC-NFC Pro Bowl games, the most by any Cincinnati player by a margin of three. Former DT Geno Atkins is second with eight, and former WR A.J. Green is third with seven.

When he retired after the 1992 season, Munoz's total of 11 selections was the most of any player in NFL history. Even today, he still is tied for 16th in most Pro Bowl selections all time. The leader is New England/Tampa Bay QB Tom Brady with 15, followed by four players with 14 each — Kansas City/Atlanta TE Tony Gonzalez, Indianapolis/Denver QB Peyton Manning, Houston Oilers/Tennessee OL Bruce Matthews and St. Louis Rams DT Merlin Olsen.

Hold that line: Over Games 5-12 of the 2009 season, the Bengals set a franchise record by holding eight straight opponents under the 100-yard mark in rushing. Prior to 2009, the franchise record for consecutive games in this category was six, and that spanned two seasons (1981-82). The previous record for one season was five straight games, set in 1983.

Sellout streaks: The Bengals sold out 57 consecutive home games (regular and postseason) from Nov. 16, 2003 through Nov. 8, 2010. That run at Paul Brown Stadium (now named Paycor Stadium) stands as the longest in club history, topping a 43-game streak at Riverfront Stadium between 1988 and '92.

'Even' in overtime: The Bengals are 19-19-4 in overtime games (regular-season and postseason), for a winning percentage of .500.

Overtime was put in place for regular-season games in 1974. The Bengals' first-ever OT game was 13-10 win over the Houston Oilers on Oct. 30, 1977 at Riverfront Stadium. The Bengals did not play an OT game in postseason until 2021, when they won the AFC Championship game at Kansas City, 27-24.

In 2013 and in '21, Cincinnati played three regular-season overtime games in the same seasons, the only such instances in franchise history. And in all other regular seasons in which overtime existed (since 1974), the Bengals played in two OT games just six times ('90, '92, '95, '01, '08 and '15).

Three full marathons and three minis: Historically speaking, the marathon of NFL regular-season games always was a total of 75 minutes of clock time, which included four 15-minute quarters, combined with a full 15-minute overtime period. In most cases, when a game reached the end of overtime, that contest would end in a tie, unless of course the game was decided on the final play of OT as time expired.

The Bengals participated in only three full 75-minute regular-season games in team history, and all three were ties — in 2008 vs. Philadelphia, in '14 vs. Carolina and in '16 vs. Washington in London.

However, the NFL shortened overtime from a 15-minute period to a 10-minute period in 2017. Thus, nowadays, the maximum regular-season game time possible is 70 minutes — a mini marathon, you could say.

Cincinnati has logged three 70-minute games since overtime was shortened in 2017. One of those contests was a tie — a 23-23 deadlock with the Eagles in Game 3 of 2020 at Philadelphia. But the Bengals also have two instances of a now-maximum 70-minute game that did not result in a tie, courtesy of a 38-35 loss to the Dolphins in Game 15 of 2019 at Miami, and a 23-20 loss to Pittsburgh in the '22 season opener. Both of those games ended with the opposing kicker booting a FG as OT expired. Those games are two of only 16 contests in NFL history to have been won/lost as overtime expired (and nine of those 16 have occurred since 2017).

Bengals double-digit club: Entering 2023, 33 players shared the distinction of having played 10 or more campaigns for the Bengals:

PLAYER, POSITION	YEARS	SEASONS
Ken Anderson, QB.....	16	1971-86
Ken Riley, CB.....	15	1969-83
Clark Harris, LS.....	14	2009-22
Kevin Huber, P.....	14	2009-22
Reggie Williams, LB.....	14	1976-89
Jim Breech, K.....	13	1980-92
Rich Braham, C-G.....	13	1994-2006
Anthony Munoz, OT.....	13	1980-92
Joe Walter, OT.....	13	1985-97
Willie Anderson, OT.....	12	1996-2007
Isaac Curtis, WR.....	12	1973-84
Eddie Edwards, DE-DT.....	12	1977-88
Bob Johnson, C.....	12	1968-79
Bruce Kozerski, OL.....	12	1984-95
Tim Krumrie, NT.....	12	1983-94
Jim LeClair, LB.....	12	1972-83
Geno Atkins, DT.....	11	2010-20
Glenn Cameron, LB.....	11	1975-85
Carlos Dunlap, DE.....	11	2010-20
Robert Geathers, DE.....	11	2004-14
Rodney Holman, TE.....	11	1982-92
Lee Johnson, P-K.....	11	1988-98
Max Montoya, G-OT.....	11	1979-89
Domata Peko, DT.....	11	2006-16
Andrew Whitworth, OT.....	11	2006-16
Louis Breeden, CB.....	10	1978-87
Boomer Esiason, QB.....	10	1984-92, 97
A.J. Green, WR.....	10	2011-20
Chad Johnson, WR.....	10	2001-10
Dave Lapham, G.....	10	1974-83
Pat McInally, P-WR.....	10	1976-85
Brad St. Louis, LS-TE.....	10	2000-09
Bob Trumpy, TE-WR.....	10	1968-77

The name game: The most common last name among players on the Bengals' all-time roster is Johnson. Twenty-seven players named Johnson are on the all-time roster, including Chad Johnson, who changed his last name to Ochocinco in 2008 (then back to Johnson in '11, after his Bengals career).

Two names are tied for second with 19 each — Smith and Williams (not including Nick Luchey, who changed his name from Williams in 2002).

The Bengals' all-time roster has more last names start with the letter B than any other letter — a total of 115. The letter S is second with 109 names.

The only letter without a player on the team's all-time roster is X.

Coldest NFL games on record:

- Minus-13 degrees (-48 degrees wind chill) — Dec. 31, 1967, Lambeau Field, Green Bay, Wis., NFL Championship — Green Bay 21, Dallas 17
- Minus-9 degrees (-59 degrees wind chill) — Jan. 10, 1982, Riverfront Stadium, Cincinnati, Ohio, AFC Championship — Cincinnati 27, San Diego 7.
- Minus-6 degrees (-25 degree wind chill) — Jan. 10, 2016, TCF Bank Stadium, Minneapolis, Minn., NFC Wild Card — Seattle 10, Minnesota 9.

10 wins, no playoffs: The best Bengals team to miss out on postseason play was coach Bill Johnson's 1976 club, which went 10-4 but lost a tiebreaker to Pittsburgh for the AFC Central Division title.

Only one Wild Card team made the playoffs from each conference at that time, and it went to 11-3 New England, which lost out on the AFC East title on a tiebreaker.

One other Bengals team — the 1986 club — won 10 games (10-6) and failed to make the playoffs.

Talent isn't everything: The 1989 Bengals were a talented team, but never put it all together on a weekly basis. They outscored opponents 404-285, but finished only 8-8.

Not since the 1950 Philadelphia Eagles had a break-even team outscored its foes by such a large point margin (7.4) per game.

Dunlap's PD frenzy: In the first 40 seasons in which Bengals defensive statistics were recorded (1976-2015), no defensive lineman ever led the team in passes defended for a season. Really, no one was even close. But it happened in 2016, and it wasn't close.

DE Carlos Dunlap had five more PDs — 15 — than anyone else on the team

in '16. And he had seven more PDs than any other NFL defensive lineman that year. The players ahead of Dunlap in the NFL were all cornerbacks, and the next-highest total by an NFL defensive lineman was eight. The next-highest total by a Bengals player in 2016 was 10, by CB Dre Kirkpatrick.

"Passes defended" include interceptions as well as passes broken up. When a player makes an INT, he also is credited with a PD. What makes this stat even more noteworthy is the fact that Dunlap had no INTs in '16. And in the category of PDs without counting INTs, only four NFL players — all CBs — were ahead of Dunlap.

All-time biggest crowds: Here are the Bengals' 10 largest home crowds in franchise history:

RANK/DATE	OPPONENT	RESULT	ATTENDANCE
1. Sept. 29, 2022	Miami	W, 27-15	67,260
2. Jan. 15, 2023*	Baltimore	W, 24-17	66,399
3. Jan. 15, 2022*	Las Vegas	W, 26-19	66,277
4. Dec. 4, 2022	Kansas City	W, 27-24	66,243
5. Dec. 11, 2022	Cleveland	W, 23-10	66,222
6. Oct. 28, 2007	Pittsburgh	L, 13-24	66,188
7. Nov. 6, 2022	Carolina	W, 42-21	66,160
8. Oct. 23, 2022	Atlanta	W, 35-17	66,158
9. Oct. 1, 2007	New England	L, 13-34	66,113
10. Dec. 22, 2014	Denver	W, 37-28	66,107

* — Asterisk denotes a Wild Card Playoff.

100 x 3 = team first: The Bengals' 27-10 win over Oakland on Dec. 10, 2006 at Paul Brown Stadium (now named Paycor Stadium) was the team's only game ever with a 100-yard rusher (Rudi Johnson, 117 yards) and two 100-yard receivers (T.J. Houshmandzadeh, 118; Chad Johnson, 101).

BENGALS SINGLE-SEASON LEAGUE AND CONFERENCE LEADERS

— NFL —

PASSER RATING

(Current rating system in place since 1973)

1974	Ken Anderson	95.7
1975	Ken Anderson	93.9
1981	Ken Anderson	98.4
1982	Ken Anderson	95.3
1988	Boomer Esiason	97.4

PASSING YARDS

1974	Ken Anderson	2667
1975	Ken Anderson	3169

TOUCHDOWN PASSES

2005	Carson Palmer	32
------	---------------	----

RECEPTIONS

2007	T.J. Houshmandzadeh	112
------	---------------------	-----

RECEIVING YARDS

2006	Chad Johnson	1369
------	--------------	------

INTERCEPTIONS

2005	Deltha O'Neal	10
2015	Reggie Nelson	8

PUNT RETURN AVERAGE

1974	Lemar Parrish	18.8
1984	Mike Martin	15.7

KICKOFF RETURN AVERAGE

2014	Adam Jones	31.3
2019	Brandon Wilson	31.3

PUNTING AVERAGE

1970	Dave Lewis	46.2
1971	Dave Lewis	44.8
1978	Pat McInally	43.1
1981	Pat McInally	45.4

— AFC —

SCORING

1981	Jim Breech	115
1987	Jim Breech	97
2005	Shayne Graham	131

RUSHING YARDS

1968	Paul Robinson	1023
2018	Joe Mixon	1168

TOUCHDOWNS

1983	Pete Johnson	14
1988	Ickey Woods	15
1995	Carl Pickens	17

PASSER RATING

(Current rating system in place since 1973)

1974	Ken Anderson	95.7
1975	Ken Anderson	93.9
1981	Ken Anderson	98.4
1982	Ken Anderson	95.3
1988	Boomer Esiason	97.4
1989	Boomer Esiason	92.1
2015	Andy Dalton	106.3
2021	Joe Burrow	108.3

PASSING YARDS

1974	Ken Anderson	2667
1975	Ken Anderson	3169

TOUCHDOWN PASSES

1988	Boomer Esiason	28
1989	Boomer Esiason	28
1995	Jeff Blake	28
2005	Carson Palmer	32

RECEPTIONS

1995	Carl Pickens	99
1996	Carl Pickens	100
2005	Chad Johnson	97
2007	T.J. Houshmandzadeh	112

RECEIVING YARDS

1973	Isaac Curtis	843
1988	Eddie Brown	1273
2003	Chad Johnson	1355
2004	Chad Johnson	1274
2005	Chad Johnson	1432
2006	Chad Johnson	1369
2021	Ja'Marr Chase	1455

INTERCEPTIONS

1976	Ken Riley	9
1982	Ken Riley	5
1983	Ken Riley	8
2005	Deltha O'Neal	10
2015	Reggie Nelson	8

PUNTING AVERAGE

1970	Dave Lewis	46.2
1971	Dave Lewis	44.8
1978	Pat McInally	43.1
1981	Pat McInally	45.4

PUNT RETURN AVERAGE

1974	Lemar Parrish	18.8
1984	Mike Martin	15.7
2014	Adam Jones	12.0

KICKOFF RETURN AVERAGE

1999	Tremain Mack	27.1
2014	Adam Jones	31.3
2016	Alex Erickson	27.9
2019	Brandon Wilson	31.3

KEY

- # Also led/tied NFL
- ^ Also a Bengals record
- * Tied for lead
- ** American Football League

Get the point? Only three times in the Bengals' 55 seasons has a non-kicker led the team in scoring.

In 1979, FB Pete Johnson was the team's leading scorer with 90 points (15 TDs). FB Ickey Woods led the 1988 Bengals with 90 points (15 TDs). And in 2001, HB Corey Dillon scored a team-high 78 points (13 TDs).

A special explosion: The Bengals' record for most points scored in a game by special teams units is 31, in a 43-14 win at Buffalo on Nov. 8, 1970.

CB Lemar Parrish scored two special teams TDs, one on a 95-yard kickoff return and another on an 83-yard return of a blocked FG attempt. K Horst Muhlmann added 15 points on five FGs, and four PATs by Muhlmann completed the special teams onslaught.

The offense scored only one TD, on a one-yard run by RB Jess Phillips. The defense scored a TD on an eight-yard fumble return by DE Royce Berry.

Perfection at home: The Bengals have gone undefeated (and untied) at home during the regular season four times in team history:

- 8-0 in the Super Bowl season of 1988
- 8-0 in the 2013 playoff season
- 7-0 in the 1973 playoff season
- 4-0 in the strike-shortened 1982 playoff campaign

Bengals QB MVPs: Two Bengals QBs, both during Super Bowl seasons, have been named by nationwide panels of media as winners of the Associated Press NFL Most Valuable Player Award.

Ken Anderson was the winner in 1981, leading the NFL with a 98.4 passer rating. He completed 300 of 479 passes (62.6 percent) for 3754 yards, with a then-club record 29 TD passes against 10 INTs.

Boomer Esiason was the 1988 winner, leading the league with a 97.4 rating and tying for the AFC lead in TDs with 28. He completed 223 of 388 passes (57.5 percent) for 3572 yards, with 14 INTs.

Both QBs led their teams to 12-4 records in the regular season.

This record holds the record: The oldest individual season record in Bengals history — and the only one still standing from Nippert Stadium — is QB Greg Cook's average of 9.41 yards gained per passing attempt in 1969.

Parrish hits paydirt: The only Bengals player ever to score two touchdowns in a game on returns and/or recoveries is Lemar Parrish — and he did it three times.

Parrish, a Bengals CB and kick returner from 1970-77, scored two TDs on Nov. 8, 1970 at Buffalo (95-yard kickoff return and 83-yard return of a blocked FG attempt); on Dec. 17, 1972 at Houston (25-yard INT return and 33-yard interception return); and on Oct. 6, 1974 vs. Washington (90-yard punt return and 47-yard fumble return).

Double whammy: Twice in Bengals history, two Cincinnati players have broken the 100-yard rushing mark in the same game.

On Oct. 29, 1972, in a 30-7 win vs. Houston, RB Doug Dressler gained 110 yards and HB Essex Johnson ran for 103 yards. On Dec. 7, 1986, in a 31-7 victory at New England, HB James Brooks rushed for 163 yards and FB Stanley Wilson gained 120 yards.

The longest shots: The latest-drafted player ever to make the Bengals' all-time roster was K-P Dave Green of Ohio University.

Green was the 418th selection in the 1972 draft, taken in the 17th round. He didn't make the roster in 1972, and had a brief stint (no games played) with Houston in '73 before being re-acquired by Cincinnati. Green played for the Bengals from 1974-75,

scoring 70 points and averaging 40.1 yards on 134 punts. He was acquired by Tampa Bay in 1976, and stayed in the NFL through '79.

The latest-drafted player ever to make the Bengals roster in the same season of his selection was LB Larry Ely of Iowa. Ely was the 397th selection in 1970, a 16th-round pick. He played for Cincinnati in 1970 and '71.

Go long ... real long: The Bengals' record book lists two pass plays of 90 or more yards:

- QB Ken Anderson hooked up with WR Billy Brooks for a team-record 94-yarder for a touchdown Nov. 13, 1977 at Minnesota.
- QB Virgil Carter connected with WR Speedy Thomas for a 90-yard TD strike on Sept. 19, 1971 vs. Philadelphia at Riverfront Stadium.

High-scoring affairs: The two highest-scoring games (combined point totals of both teams) in Bengals history have both come against the Cleveland Browns. Here are the five highest-scoring games in franchise history:

TOTAL POINTS	DATE AND OPPONENT	RESULT
1. 106	Nov. 28, 2004 vs. Cleveland	W, 58-48
2. 96	Sept. 16, 2007 at Cleveland	L, 45-51
3. 90	Nov. 12, 2006 vs. San Diego	L, 41-49
4. 86	Nov. 30, 1997 at Philadelphia	L, 42-44
5. 85	Sept. 22, 1985 vs. San Diego	L, 41-44

Riley reigns supreme: In the Bengals record book, the most dominant lead in a major career category belongs to CB Ken Riley. His 65 interceptions nearly double the total (33) of second-place CB Louis Breeden.

Bengals tap the Buckeye pipeline: Ohio State is by far the top supplier of college talent to the Bengals, with 37 former Buckeyes having qualified for the team's official all-time roster.

Notable former Buckeye Bengals include Pro Bowl FB Pete Johnson (1977-83), the No. 4 rusher in Bengals history, as well as RB Archie Griffin ('76-83), CB Ray Griffin ('78-84), OT Rufus Mayes ('70-78), K Mike Nugent (2010-16) and DT Dan Wilkinson ('94-97).

Florida has the next highest number of Bengals alumni (22), followed by three schools with 20 each — Alabama, Louisiana State and Michigan.

Record crowd: The official attendance figure of 92,944 for Cincinnati's 20-17 loss at Dallas on Sept. 18, 2022 at AT&T Stadium was the largest ever for a Bengals game.

The previous record for all Bengals games had been 92,045, recorded on Jan. 13, 1991 at Los Angeles Coliseum for the 1990 season Divisional Playoff game against the L.A. Raiders.

In regular season only, the previous record was 91,653 — also at AT&T Stadium — in a Cowboys' 28-24 win on Oct. 9, 2016.

DL TDs to remember:

On Oct. 7, 2018, Bengals DEs Michael Johnson and Sam Hubbard both scored fourth-quarter TDs, leading Cincinnati to a comeback win over the Miami Dolphins at Paul Brown Stadium (now named Paycor Stadium).

Johnson struck first and knotted the game at 17 when he picked off a Ryan Tannehill pass and returned it 22 yards for a TD. Later in the quarter, Hubbard recovered a Tannehill fumble (forced by DE Carlos Dunlap) and returned it 19 yards for a score, putting the Bengals ahead by the final 27-17 margin.

It marked the first time in Bengals history, and just the second time since the 1970 AFL/NFL merger, that two defensive linemen scored TDs in the same quarter. The only other instance came on Dec. 10, 1989, when Minnesota's Keith Millard and Tim Newton both scored in a Vikings win vs. Atlanta.

BENGALS POSTSEASON RESULTS						
Record: 10-16						
SEASON	DATE	OPPONENT	W-L	SCORE	PLAYOFF GAME	
1970	Dec. 26	at Baltimore Colts	L	0-17	Divisional Playoff	
1973	Dec. 23	at Miami Dolphins	L	16-34	Divisional Playoff	
1975	Dec. 28	at Oakland Raiders	L	28-31	Divisional Playoff	
1981	Jan. 3	BUFFALO BILLS	W	28-21	Divisional Playoff	
	Jan. 10	SAN DIEGO CHARGERS	W	27-7	AFC Championship	
	Jan. 24	SAN FRANCISCO 49ERS	L	21-26	Super Bowl XVI	
1982	Jan. 9	N.Y. JETS	L	17-44	First-Round Playoff	
1988	Dec. 31	SEATTLE SEAHAWKS	W	21-13	Divisional Playoff	
	Jan. 8	BUFFALO BILLS	W	21-10	AFC Championship	
	Jan. 22	San Francisco 49ers	L	16-20	Super Bowl XXIII	
1990	Jan. 6	HOUSTON OILERS	W	41-14	Wild Card Playoff	
	Jan. 13	at L.A. Raiders	L	10-20	Divisional Playoff	
2005	Jan. 8	PITTSBURGH STEELERS	L	17-31	Wild Card Playoff	
2009	Jan. 9	N.Y. JETS	L	14-24	Wild Card Playoff	
2011	Jan. 7	at Houston Texans	L	10-31	Wild Card Playoff	
2012	Jan. 5	at Houston Texans	L	13-19	Wild Card Playoff	
2013	Jan. 5	SAN DIEGO CHARGERS	L	10-27	Wild Card Playoff	
2014	Jan. 4	at Indianapolis Colts	L	10-26	Wild Card Playoff	
2015	Jan. 9	PITTSBURGH STEELERS	L	16-18	Wild Card Playoff	
2021	Jan. 15	LAS VEGAS RAIDERS	W	26-19	Wild Card Playoff	
	Jan. 22	at Tennessee Titans	W	19-16	Divisional Playoff	
	Jan. 30	at Kansas City Chiefs	W	27-24	AFC Championship	
	Feb. 13	L.A. RAMS	L	20-23	Super Bowl LVI	
2022	Jan. 15	BALTIMORE RAVENS	W	24-17	Wild Card Playoff	
	Jan. 22	at Buffalo Bills	W	27-10	Divisional Playoff	
	Jan. 29	at Kansas City Chiefs	L	20-23	AFC Championship	

Worst to first: Five times in their history, the Bengals have finished first in their division (in 1970, '81, '88, '90 and '21) after finishing in last place the season before.

1000-yard duos ... and a trio: Seventeen times in the Bengals' 55 years (1968-2022), the team has had both a 1000-yard rusher and a 1000-yard receiver in the same season.

In the 2006 and '21 seasons, the Bengals had a 1000-yard rusher and two 1000-yard receivers.

YEAR	RUSHER	YARDS	RECEIVER	YARDS
1981	Pete Johnson.....	1077	Cris Collinsworth	1009
1986	James Brooks.....	1087	Cris Collinsworth	1024
1988	Ickey Woods.....	1066	Eddie Brown.....	1273
1989	James Brooks.....	1239	Tim McGee.....	1211
1998	Corey Dillon.....	1130	Carl Pickens.....	1023
1999	Corey Dillon.....	1200	Darnay Scott.....	1022
2002	Corey Dillon.....	1311	Chad Johnson.....	1166
2004	Rudi Johnson.....	1454	Chad Johnson.....	1274
2005	Rudi Johnson.....	1458	Chad Johnson.....	1432
2006	Rudi Johnson.....	1309	Chad Johnson.....	1369
			T.J. Houshmandzadeh.....	1081
2009	Cedric Benson.....	1251	Chad Johnson.....	1047
2011	Cedric Benson.....	1067	A.J. Green.....	1057
2012	BenJarvus Green-Ellis....	1094	A.J. Green.....	1350
2014	Jeremy Hill.....	1124	A.J. Green.....	1041
2018	Joe Mixon.....	1168	Tyler Boyd.....	1028
2019	Joe Mixon.....	1137	Tyler Boyd.....	1046
2021	Joe Mixon.....	1205	Ja'Marr Chase.....	1455
			Tee Higgins.....	1091

No TDs? No problem: Five times in their history, the Bengals have won without scoring a touchdown:

- On Sept. 24, 1972, K Horst Muhlmann's five FGs (41, 32, 20, 32, 34) fueled a 15-10 victory over Pittsburgh at Riverfront Stadium (later renamed Cinergy Field).
- On Oct. 21, 1984, K Jim Breech kicked four FGs (24, 23, 25, 33) for all the Bengals' points in a 12-9 victory over Cleveland at Riverfront.
- On Nov. 6, 1994, K Doug Pelfrey booted six FGs (36, 44, 36, 47, 28, 26) and LB-DE Alfred Williams scored on a safety as the Bengals posted a 20-17 overtime victory at Seattle.
- On Nov. 11, 2007, K Shayne Graham kicked a team-record seven FGs (34, 19, 22, 35, 21, 33) for all of Cincinnati's points in a 21-7 win at Baltimore.
- On Sept. 19, 2010, K Mike Nugent kicked five FGs (36, 30, 46, 38, 25) for all the Bengals' points in a 15-10 win over Baltimore at Paul Brown Stadium (now named Paycor Stadium).

Doubling up: Twice in Bengals history, a Cincinnati player has managed 100-plus yards both rushing and receiving on the same day.

HB Essex Johnson was the first, rushing for 121 yards on 21 carries and getting 116 yards on two receptions on Sept. 30, 1973 at San Diego. He stood alone in the category until Dec. 7, 1986, when HB James Brooks burned the Patriots at New England for 163 yards on 18 rushes and 101 yards on six receptions. Cincinnati won both games.

Bengals opponents have managed double 100-yard performances twice, and Cincinnati lost both of those games.

On Nov. 23, 1975, Cleveland HB Greg Pruitt had 121 yards on 17 rushes and 106 yards on seven receptions in a 35-23 Browns win at Cleveland Stadium. On Sept. 22, 1985, San Diego RB Lionel James became the lone opponent to ever record dual 100s in Cincinnati in the Chargers' 44-41 win at Riverfront Stadium. James had 127 yards on 12 rushes and 118 yards on five catches.

Kirkpatrick's 2017 INT a historical oddity: In the first quarter of the Bengals' win at Denver on Nov. 19, 2017, with the Broncos facing a third-and-three at the Cincinnati four-yard line, CB Dre Kirkpatrick picked off a pass from QB Brock Osweiler in the end zone and sprinted down the field toward what would've been his third career pick-six.

However, with about 15 yards to go before reaching the end zone, Kirkpatrick fumbled the ball without any disruption by a Bronco. He did manage to recover his own fumble at the Denver one-yard line, but before the Bengals punched it into the end zone three plays later on a TD pass, the blooper had

already spread around the internet like wildfire.

At the time, Kirkpatrick's 101-yard return, which he shared a laugh about after the game, was the longest INT return in NFL history to not result in a TD (it now is the second-longest; N.Y. Jets S Marcus Maye had a 104-yard INT in 2018 without scoring).

CBS-TV reported shortly after Kirkpatrick's play that the visibly fatigued cornerback became sick upon returning to the sideline, a victim of exhaustion and the Denver altitude (though he did not miss any game time).

After the game, Kirkpatrick was the target of good-natured ribbing by teammates and fans. And he was not above a little self-deprecation. As the team boarded its flight back to Cincinnati, Kirkpatrick posted a photo to one of his social media accounts of a gift someone had left on his seat — an oxygen tank, with a note attached that read, "Who Dey. Great game."

Call it the 'Breezer Bowl': Though the game is not as well-known in Bengals lore as the famous "Freezer Bowl" AFC Championship Game of the 1981 season, the Titans' 2008 regular-season visit to Cincinnati perhaps should be remembered — with all due seriousness — as the "Breezer Bowl."

The wind speed at kickoff of the Titans' 24-7 win at Paul Brown Stadium (now named Paycor Stadium) on Sept. 14, 2008 was a somewhat notable 21 mph. However, it drastically increased very soon after the game started. The remnants of Hurricane Ike combined with another strong weather system to produce a powerful windstorm by the end of the first quarter. The final three quarters were played in sustained winds of over 70 mph, which nearly qualified as a Category 1 hurricane (defined as sustained winds of 74-95 mph). The Bengals and Titans managed only 127 and 118 passing yards, respectively, while food wrappers, paper cups and even pizza boxes swirled around the field.

Though the game was played without incident or other weather conditions such as rain, the windstorm was extremely dangerous and damaging outside the stadium. Five persons were killed by falling trees during the storm, which caused significant widespread damage to trees, homes and power utilities across southeast Missouri, southern Illinois, southern Indiana, western/northern Kentucky and southwestern Ohio. The storm left more than a million people in the Greater Cincinnati area without power, some for more than a month. It was the costliest natural disaster in the history of Ohio, with total damage estimates of nearly \$1.5 billion in the Buckeye State alone.

A rare runner: The only Bengals quarterback ever to rush for 100 yards in a game was Virgil Carter, who gained 110 on nine carries against Cleveland on Nov. 15, 1970 (it was Cincinnati's first-ever win over its Ohio rival).

Passing fancy: The Bengals' individual career record for most games passing for 300 or more yards is 28, held by QB Andy Dalton (2011-19).

Boomer Esiason (1984-92, '97) ranks second in 300-yard passing games with 23, followed by Ken Anderson ('71-86) with 19.

The NFL and COVID-19 in 2020 and '21: The COVID-19 pandemic turned the world upside down in 2020, and with it came a complete overhaul of NFL operations.

It started in early March, when the World Health Organization declared COVID-19 to be a worldwide pandemic. The United States declared it a national emergency shortly thereafter, setting off a chain reaction of countless health-related operational changes announced by businesses and groups all over the country. Those announcements collectively affected nearly every aspect of daily life, including sports. The NBA paused its season on March 11, with the NHL and MLB following on March 12. Also on March 12, the NCAA canceled of its men's and women's basketball tournaments. Then on March 13, the Bengals joined most other NFL teams by announcing that their facility would close the following week (March 16-20) and that employees would be working remotely.

As the pandemic continued to spread throughout the country and states began widespread shutdowns of businesses deemed "non-essential," the NFL soon mandated that all teams' facilities, no matter their location, remain closed until further notice. As a result, the entire NFL offseason program — everything from April's voluntary workouts through June's mandatory minicamp — was canceled, as U.S. sports leagues remained shut down until mid-summer. Additionally, the 2020 NFL Draft, which had been scheduled to be held in Las Vegas, instead was held virtually, with prospects watching from their homes.

Following a league memo that permitted teams to re-open their facilities, the Bengals welcomed a limited number of employees back into the office on May 20, after a more than two-month closure of the facility. Numerous precautions were put into place and maintained for the rest of the year, such as the mandatory wearing of facemasks and the social distancing of workspaces. The NFL and NFLPA reached an agreement late in July regarding COVID-19

protocols for the season, and players began reporting to team facilities for pre-training camp physicals the last week of July. Full training camp practices didn't begin until mid-August, and the NFL and NFLPA eventually agreed to cancel all preseason games as a precaution. The league contracted with a medical company called BioReference Laboratories to test for COVID-19 among players, coaches and select football staff each day at team facilities. Additionally, everyone in the testing protocol was required to wear an electronic tracker at all times while at the facility, which would trace and identify all persons in close contact with any individual who tested positive.

Some NFL states/cities permitted a limited number of fans to attend games, while others did not allow fans at all. The Bengals opened their season at home against the L.A. Chargers in the first and only NFL game ever held in Cincinnati without fans. The team did so to comply with an order from the State of Ohio to limit mass gatherings, however that order was later loosened, and the Bengals hosted between 6000 and 11,000 fans at their seven remaining home games. In all, the Bengals played four games without fans — one at home, and three on the road. To compensate for the lack of crowd noise during games, the NFL permitted teams to pump in a pre-determined level of crowd noise via speakers.

Operations at Paul Brown Stadium (now named Paycor Stadium), home to both the Bengals' training facility and administrative offices, were entirely revamped due to the virus. In addition to the daily tests, contact tracing and mask-wearing, tested and non-tested employees were prohibited to have in-person contact with each other at work, and many of the coaches' daily meetings with players were held virtually. Also, media were not permitted inside at the facility (though they could watch outdoor practices from a safe distance, and games in the stadium from the press box), and all media interviews with players were held either by phone or online.

Between late July and early January, Bengals players, coaches and football staff each took up to approximately 170 daily tests. While many NFL teams faced COVID-19 positive tests, outbreaks and policy violations, Cincinnati was among the few which emerged from the 2020 season relatively unscathed. The Bengals went without a single positive test from a player or coach through Week 8 of the regular season, and in total only nine players (including four on practice squad or reserve lists) spent time on the Reserve/COVID-19 list at any point due to either a positive test or being deemed a close contact (missing only 15 combined games). Additionally, six assistant coaches missed only nine combined contests.

Most sports on every level struggled with game cancellations due to the pandemic. In the NFL, numerous contests were postponed to Mondays, Tuesdays or even Wednesdays, while multiple teams lost byes or were forced to rearrange schedules, but NFL guidelines proved effective as all 269 scheduled games (regular season and playoffs) ultimately were played. The Bengals were among the most fortunate teams, as all 16 of their regular-season games were played at their originally scheduled dates and times.

Vaccines for COVID-19 were developed rapidly and made available widely by March of 2021. By the time NFL training camps opened in July of 2021, most players and staff across the league had been fully vaccinated. The COVID protocols that had been in place for the 2020 season were relaxed in some ways for teams and fans who were fully vaccinated, but they were not eliminated for '21. Most stadiums returned to capacity crowds, with some venues still adhering to state and/or local regulations/restrictions. COVID-19 testing for players and staff still took place through most of the season, though less frequently than in 2020. Most fully vaccinated individuals received booster shots by the end of November, and the league had very few positive cases overall through early December, despite the rise of more transmissible viral variants. A significant mid-December surge in positive cases across the league resulted in postponing three games, but all 2021 games were played and playoffs occurred as planned.

Shortly after Super Bowl LVI, the NFL and the NFLPA jointly announced the suspension of all COVID-19 protocols going into the 2022 league year.

BENGALS SUPER BOWL STARTERS

SUPER BOWL XVI

OFFENSE		DEFENSE	
WR	Cris Collinsworth	LDE	Eddie Edwards
LOT	Anthony Munoz	NT	Wilson Whitley
LG	Dave Lapham	RDE	Ross Browner
C	Blair Bush	LOLB	Bo Harris
RG	Max Montoya	LILB	Jim LeClair
ROT	Mike Wilson	RILB	Glenn Cameron
TE	Dan Ross	ROLB	Reggie Williams
WR	Isaac Curtis	LCB	Louis Breeden
QB	Ken Anderson	RCB	Ken Riley
HB	Charles Alexander	SS	Bobby Kemp
FB	Pete Johnson	FS	Bryan Hicks

SUPER BOWL XXIII

OFFENSE		DEFENSE	
WR	Tim McGee	LDE	Jim Skow
LOT	Anthony Munoz	NT	Tim Krumrie
LG	Bruce Reimers	RDE	Jason Buck
C	Bruce Kozerski	LOLB	Leon White
RG	Max Montoya	LILB	Carl Zander
ROT	Brian Blados	RILB	Joe Kelly
TE	Rodney Holman	ROLB	Reggie Williams
WR	Eddie Brown	LCB	Lewis Billups
QB	Boomer Esiason	RCB	Eric Thomas
HB	James Brooks	SS	David Fulcher
FB	Ickey Woods	FS	Solomon Wilcotts

SUPER BOWL LVI

OFFENSE		DEFENSE	
WR	Ja'Marr Chase	LDE	Sam Hubbard
LOT	Jonah Williams	NT	DJ Reader
LG	Quinton Spain	DT	B.J. Hill
C	Trey Hopkins	RDE	Trey Hendrickson
RG	Hakeem Adeniji	LB	Logan Wilson
ROT	Isaiah Prince	LB	Germaine Pratt
TE	C.J. Uzomah	NCB	Mike Hilton
WR	Tyler Boyd	CB	Eli Apple
WR	Tee Higgins	CB	Chidobe Awuzie
QB	Joe Burrow	S	Vonn Bell
HB	Joe Mixon	S	Jessie Bates III

A rookie long distance leader:

Bengals K Evan McPherson is the only kicker in team history to convert three FGs of 50 or more yards in a game.

McPherson booted FGs of 54, 53 and 51 on Nov. 21, 2021 at Las Vegas. That tied the NFL record for most 50/plus-yarders in a contest. For perspective, there were only a total of four instances prior to 2021 in which a Bengals kicker made as many as three 50/plus-yarders in a full season.

Then, four weeks later, McPherson — a rookie in 2021 — converted two FGs of 50 or more yards in a game when he hit a team-record 58-yarder, as well as a 53-yarder, on Dec. 19, 2021 at Denver. Former Bengals Chris Bahr and Doug Pelfrey were the only other kickers in team history to convert two FGs of 50 or more yards in a game. Bahr booted FGs of 55 and 52 yards vs. Houston on Sept. 23, 1979, while Pelfrey connected on attempts from 53 and 50 yards at Houston on Oct. 24, 1993.

As a rookie, McPherson converted nine FGs of 50 or more yards during the regular season, just one shy of the NFL record of 10. That more than doubled the previous single-season team record of four (by K Horst Muhlmann in 1970).

McPherson's rookie total of nine FGs of 50 or more yards also was enough by itself to set a new team career record, surpassing the previous mark of eight, set by former K Doug Pelfrey (1993-99), and later tied by former K Mike Nugent (2010-16). Even more impressive is that (1) McPherson set that new career mark in just his first 14 games, and (2) the

mark did not include postseason contests, in which he added an additional three FGs of 50 or more yards.

A second-half shutdown streak for the ages:

The Bengals opened the 2022 season by going seven consecutive games without allowing a TD in the second half or overtime. They became just the second team since 1930 to not give up a TD after halftime through their first seven games in a season, joining the '34 Detroit Lions, whose run reached eight games.

Cincinnati also was just the sixth team since 1930 to hold opponents out of the end zone in the second half or OT for seven straight games at any point in a season, and the first to do so since the '97 Kansas City Chiefs, who hold the record for 10 straight games.

The 1973 Miami Dolphins (seven games) were the only other team to accomplish that feat since the '70 NFL/AFL merger.

Bengals' biggest comebacks: Here is a list of the five biggest comebacks in Bengals history which ended in wins (including postseason):

POINTS (LARGEST DEFICIT)	OPPONENT	DATE	RESULT
1. 21 (21-0)	vs. Seattle	Sept. 6, 1981	W, 27-21
21 (21-0)	vs. Minnesota	Dec. 24, 1995	W, 27-24
2. 18 (21-3)	at Baltimore	Nov. 3, 1996	W, 24-21
18 (21-3)	vs. Arizona	Aug. 31, 1997	W, 24-21
18 (21-3)	at Kansas City*	Jan. 30, 2022	W, 27-24 (OT)
5. 17 (27-10)	vs. Philadelphia	Dec. 24, 1994	W, 33-30
17 (20-3)	at Baltimore	Dec. 5, 2004	W, 27-26
17 (24-7)	vs. Seattle	Oct. 11, 2015	W, 27-24 (OT)
17 (17-0)	vs. Miami	Oct. 7, 2018	W, 27-17
17 (17-0)	at Tampa Bay	Dec. 18, 2022	W, 34-23

* — Postseason (AFC Championship).

Bengals create Ring of Honor: The Bengals in 2021 sought to pay tribute to the team's storied history while continuing engagement with lifelong fans, and did so with the formation of the Ring of Honor. The Ring of Honor recognizes former players, coaches and individuals who have played a significant role in the franchise's rich tradition.

Members are voted in each offseason by Bengals Season Ticket Members, and have been honored during halftime of a primetime home game. With this year's inductees — QB Boomer Esiason and WR Chad Johnson — the Ring of Honor now stands at eight members.

The inaugural class in 2021 included team founder Paul Brown, QB Ken

Anderson, as well as the team's two Pro Football Hall of Famers — OT Anthony Munoz and CB Ken Riley. Brown, a 1967 Pro Football Hall of Fame inductee who additionally served as the Bengals' first head coach and general manager, is known as one of the greatest innovators in the sport's history. Anderson was a four-time Pro Bowler who played in 192 games for Cincinnati. He won NFL MVP honors in 1981, the same season he helped lead the Bengals to their first-ever Super Bowl appearance. Munoz was inducted into the Pro Football Hall of Fame in 1998 and is considered by many to be among the greatest left tackles of all time. He was an 11-time Pro Bowler, played in two Super Bowls and received the NFL Man of the Year Award in 1991. Riley, who was announced as a member of the Pro Football Hall of Fame class of 2023, had a team-record 65 INTs that are tied for the fifth-most in NFL history. He is the only defender to play 15 seasons for the Bengals, and also holds team records for INT return yards (596) and INT returns for TDs (five).

The 2022 Ring of Honor class included OT Willie Anderson and WR Isaac selected to four Pro Bowls and played in 181 games during a 12-year Bengals career (1996-2007). Curtis holds the team record for average yards per reception (17.07), while ranking third in team history in both career receiving yards (7107) and 100-yard games (20). He was also a four-time Pro Bowler.

Esiason and Johnson, who will be inducted during halftime of the Bengals' Week 3 Monday Night Football game against the Los Angeles Rams, are two of the most beloved personalities in team history. Esiason was selected to three Pro Bowls and ranks third on the Bengals all-time charts in both passing yards (27,149) and TD passes (187). In 1988, he earned league MVP honors while leading the NFL with a 97.4 passer rating and steering the Bengals to an AFC title and a berth in Super Bowl XXIII. Johnson remains Cincinnati's all-time leader in receptions (751), receiving yards (10,783) and receiving TDs (66). He received six Pro Bowl nods in 10 seasons (2001-10) with the Bengals.

Names of the Bengals' Ring of Honor inductees are displayed on the East club suites facade inside Paycor Stadium.

BENGALS POSTSEASON INDIVIDUAL RECORDS

KEY

* AFC Wild Card Playoff	# Super Bowl XVI (at Pontiac, Mich.)
** AFC Divisional Playoff	## Super Bowl XXIII (at Miami, Fla.)
*** AFC Championship	### Super Bowl LVI (at Inglewood, Calif.)
+ AFC First-Round Playoff (Super Bowl Tournament)	

NOTES: The years listed are the seasons in which playoff berths were earned, not the calendar years in which playoff games were played. Career records list only those seasons in which players played in the playoffs.

SCORING

TOTAL POINTS

CAREER	69	Evan McPherson.....	2021, '22
	52	Jim Breech	1981, '82, '88, '90
	24	Ickey Woods.....	1988, '90
	20	Tee Higgins	2021, '22
	18	Ja'Marr Chase.....	2021, '22
	18	Dan Ross.....	1981, '82

GAME	14	Evan McPherson.....	2021 (Jan. 15, 2022 vs. L.V.)*
	13	Evan McPherson.....	2021 (Jan. 22, 2022 at Tenn.)**
	13	Evan McPherson.....	2021 (Jan. 30, 2022 at K.C.)***
	12	Charles Alexander.....	1981 (Jan. 3, 1982 vs. Buff.)**
	12	Dan Ross.....	1981 (Jan. 24, 1982 against S.F.)#
	12	Stanley Wilson.....	1988 (Dec. 31, 1988 vs. Sea.)**
	12	Ickey Woods.....	1988 (Jan. 8, 1989 vs. Buff.)***
	12	Tee Higgins.....	2021 (Feb. 13, 2022 against LARams)###

TOUCHDOWNS

CAREER	4	Ickey Woods.....	1988, '90
	3	Ja'Marr Chase.....	2021, '22
	3	Tee Higgins.....	2021, '22
	3	Dan Ross.....	1981, '82
	2	(eight times)	

GAME	2	Charles Alexander.....	1981 (Jan. 3, 1982 vs. Buff.)**
	2	Dan Ross.....	1981 (Jan. 24, 1982 against S.F.)#
	2	Stanley Wilson.....	1988 (Dec. 31, 1988 vs. Sea.)**
	2	Ickey Woods.....	1988 (Jan. 8, 1989 vs. Buff.)***
	2	Tee Higgins.....	2021 (Feb. 13, 2022 against LARams)###

POINTS AFTER TOUCHDOWNS

CAREER	25	Jim Breech	1981, '82, '88, '90
	12	Evan McPherson.....	2021, '22
	4	Dave Green.....	1975
	4	Shayne Graham.....	2005, '09
	4	Mike Nugent.....	2011, '13, '14, '15

GAME	5	Jim Breech	1990 (Jan. 6, 1991 vs. Hou. Oilers)*
	4	Jim Breech.....	1981 (Jan. 3, 1982 vs. Buff.)**
	3	(six times)	

FIELD GOALS

CAREER	19	Evan McPherson.....	2021, '22
	9	Jim Breech	1981, '82, '88, '90
	4	Mike Nugent.....	2011, '13, '14, '15
	3	Horst Muhlmann.....	1970, '73
	2	Josh Brown	2012

GAME	4	Evan McPherson.....	2021 (Jan. 15, 2022 vs. L.V.)*
	4	Evan McPherson.....	2021 (Jan. 22, 2022 at Tenn.)**
	4	Evan McPherson.....	2021 (Jan. 30, 2022 at K.C.)***
	3	Horst Muhlmann.....	1973 (Dec. 23, 1973 at Mia.)**
	3	Jim Breech.....	1988 (Jan. 22, 1989 against S.F.)##

LONGEST FIELD GOALS

57	Mike Nugent.....	2014 (Jan. 4, 2015 at Ind.)*
54	Evan McPherson.....	2021 (Jan. 22, 2022 at Tenn.)**
52	Evan McPherson.....	2021 (Jan. 22, 2022 at Tenn.)**
52	Evan McPherson.....	2021 (Jan. 30, 2022 at K.C.)***
47	Josh Brown	2012 (Jan. 5, 2013 at Hou. Texans)*

RUSHING

TOTAL RUSHING ATTEMPTS

CAREER	106	Joe Mixon	2021, '22
	89	Ickey Woods.....	1988, '90
	61	Pete Johnson.....	1981, '82
	43	James Brooks.....	1988, '90
	34	Charles Alexander.....	1981, '82

GAME	29	Ickey Woods.....	1988 (Jan. 8, 1989 vs. Buff.)***
	23	Ickey Woods.....	1988 (Dec. 31, 1988 vs. Sea.)**
	21	Pete Johnson.....	1981 (Jan. 10, 1982 vs. S.D.)***
	21	Cedric Benson.....	2009 (Jan. 9, 2010 vs. NYJ)*
	21	Joe Mixon.....	2021 (Jan. 30, 2022 at K.C.)***

RUSHING YARDS

CAREER	425	Joe Mixon	2021, '22
	391	Ickey Woods.....	1988, '90
	187	Pete Johnson.....	1981, '82
	183	Cedric Benson.....	2009, '11
	145	James Brooks.....	1988, '90

GAME	169	Cedric Benson.....	2009 (Jan. 9, 2010 vs. NYJ)*
	126	Ickey Woods.....	1988 (Dec. 31, 1988 vs. Sea.)**
	105	Joe Mixon.....	2022 (Jan. 22, 2023 at Buff.)**
	102	Ickey Woods.....	1988 (Jan. 8, 1989 vs. Buff.)***
	88	Joe Mixon.....	2021 (Jan. 30, 2022 at K.C.)***

AVERAGE YARDS PER RUSHING ATTEMPT

CAREER	4.39	Ickey Woods (391 yards/89 att.).....	1988, '90
	4.01	Joe Mixon (425 yards/106 att.).....	2021, '22
	3.68	Charles Alexander (125 yards/34 att.).....	1981, '82
	3.37	James Brooks (145 yards/43 att.).....	1988, '90
	3.07	Pete Johnson (187 yards/61 att.).....	1981, '82

NOTE: Minimum 30 attempts.

GAME	8.05	Cedric Benson (169/21).....	2009 (Jan. 9, 2010 vs. NYJ)*
	5.48	Ickey Woods (126/23).....	1988 (Dec. 31, 1988 vs. Sea.)**
	5.25	Joe Mixon (105/20).....	2022 (Jan. 22, 2023 at Buff.)**
	4.80	Joe Mixon (72/15).....	2021 (Feb. 13, 2022 against LARams)###
	4.19	Joe Mixon (88/21).....	2021 (Jan. 30, 2022 at K.C.)***

NOTE: Minimum 15 attempts.

RUSHING TOUCHDOWNS

CAREER	4	Ickey Woods.....	1988, '90
	2	(six times)	

GAME	2	Charles Alexander.....	1981 (Jan. 3, 1982 vs. Buff.)**
	2	Stanley Wilson.....	1988 (Dec. 31, 1988 vs. Sea.)**
	2	Ickey Woods.....	1988 (Jan. 8, 1989 vs. Buff.)***
	1	(many times)	

LONGEST RUSHES

47-td	Cedric Benson.....	2009 (Jan. 9, 2010 vs. NYJ)*
38	Jeremy Hill.....	2015 (Jan. 9, 2016 vs. Pitt.)*
30	Ickey Woods.....	1988 (Dec. 31, 1988 vs. Sea.)**
29	Boomer Esiason.....	1988 (Jan. 8, 1989 vs. Buff.)***
29	BenJarvus Green-Ellis.....	2012 (Jan. 5, 2013 at Hou. Texans)*

KEY		
* AFC Wild Card Playoff	#	Super Bowl XVI (at Pontiac, Mich.)
** AFC Divisional Playoff	##	Super Bowl XXIII (at Miami, Fla.)
*** AFC Championship	###	Super Bowl LVI (at Inglewood, Calif.)
+ AFC First-Round Playoff (Super Bowl Tournament)		

NOTES: The years listed are the seasons in which playoff berths were earned, not the calendar years in which playoff games were played. Career records list only those seasons in which players played in the playoffs.

PASSING

TOTAL PASSING ATTEMPTS

CAREER	251	Joe Burrow	2021, '22
	166	Ken Anderson	1973, '75, '81, '82
	158	Andy Dalton	2011, '12, '13, '14
	99	Boomer Esiason	1988, '90
	41	AJ McCarron	2015

GAME	51	Andy Dalton	2013 (Jan. 5, 2014 vs. S.D.)*
	42	Andy Dalton	2011 (Jan. 7, 2012 at Hou. Texans)*
	41	AJ McCarron	2015 (Jan. 9, 2016 vs. Pitt.)*
	41	Joe Burrow	2022 (Jan. 29, 2023 at K.C.)***
	40	Jon Kitna	2005 (Jan. 8, 2006 vs. Pitt.)*

COMPLETIONS

CAREER	169	Joe Burrow	2021, '22
	110	Ken Anderson	1973, '75, '81, '82
	88	Andy Dalton	2011, '12, '13, '14
	51	Boomer Esiason	1988, '90
	24	Jon Kitna	2005

GAME	29	Andy Dalton	2013 (Jan. 5, 2014 vs. S.D.)*
	28	Joe Burrow	2021 (Jan. 22, 2022 at Tenn.)**
	27	Andy Dalton	2011 (Jan. 7, 2012 at Hou. Texans)*
	26	Ken Anderson	1982 (Jan. 9, 1983 vs. NYJ)+
	26	Joe Burrow	2022 (Jan. 29, 2023 at K.C.)***

COMPLETION PERCENTAGE

CAREER	67.33	Joe Burrow (251 comp./169 att.)	2021, '22
	66.27	Ken Anderson (110 comp./166 att.)	1973, '75, '81, '82
	60.00	Jon Kitna (24 comp./40 att.)	2005
	56.10	AJ McCarron (23 comp./41 att.)	2015
	55.70	Andy Dalton (88 comp./158 att.)	2011, '12, '13, '14
	51.52	Boomer Esiason (51 comp./99 att.)	1988, '90

NOTE: Minimum 30 attempts.

GAME	75.68	Joe Burrow (28/37)	2021 (Jan. 22, 2022 at Tenn.)**
	74.29	Ken Anderson (26/35)	1982 (Jan. 9, 1983 vs. NYJ)+
	73.53	Ken Anderson (25/34)	1981 (Jan. 24, 1982 against S.F.)#
	71.88	Joe Burrow (23/32)	2022 (Jan. 15, 2023 vs. Balt. Ravens)*
	70.59	Joe Burrow (24/34)	2021 (Jan. 15, 2022 vs. L.V.)*

NOTE: Minimum 15 attempts.

PASSING YARDS

CAREER	1826	Joe Burrow	2021, '22
	1321	Ken Anderson	1973, '75, '81, '82
	873	Andy Dalton	2011, '12, '13, '14
	600	Boomer Esiason	1988, '90
	212	Carson Palmer	2005, '09
	212	AJ McCarron	2015

GAME	354	Ken Anderson	1982 (Jan. 9, 1983 vs. NYJ)+
	348	Joe Burrow	2021 (Jan. 22, 2022 at Tenn.)**
	334	Andy Dalton	2013 (Jan. 5, 2014 vs. S.D.)*
	300	Ken Anderson	1981 (Jan. 24, 1982 against S.F.)#
	270	Joe Burrow	2022 (Jan. 29, 2023 at K.C.)***

AVERAGE YARDS PER PASSING ATTEMPT

CAREER	7.96	Ken Anderson (1321 yards/166 att.)	1973, '75, '81, '82
	7.27	Joe Burrow (1826 yards/251 att.)	2021, '22
	6.06	Boomer Esiason (600 yards/99 att.)	1988, '90
	5.73	Carson Palmer (212 yards/37 att.)	2005, '09
	5.53	Andy Dalton (873 yards/158 att.)	2011, '12, '13, '14
	5.17	AJ McCarron (212 yards/41 att.)	2015

NOTE: Minimum 30 attempts.

GAME	10.11	Ken Anderson (354/35)	1982 (Jan. 9, 1983 vs. NYJ)+
	9.41	Joe Burrow (348/37)	2021 (Jan. 22, 2022 at Tenn.)**
	9.14	Ken Anderson (192/21)	1981 (Jan. 3, 1982 vs. Buff.)**
	8.82	Ken Anderson (300/34)	1981 (Jan. 24, 1982 against S.F.)#
	7.97	Joe Burrow (263/33)	2021 (Feb. 13, 2022 against LARams)###

NOTE: Minimum 15 attempts.

TOUCHDOWN PASSES

CAREER	9	Ken Anderson	1973, '75, '81, '82
	9	Joe Burrow	2021, '22
	4	Boomer Esiason	1988, '90
	1	(five times)	

GAME	2	Ken Anderson	1975 (Dec. 28, 1975 at Oak.)**
	2	Ken Anderson	1981 (Jan. 10, 1982 vs. S.D.)***
	2	Ken Anderson	1981 (Jan. 24, 1982 against S.F.)#
	2	Ken Anderson	1982 (Jan. 9, 1983 vs. NYJ)+
	2	Boomer Esiason	1990 (Jan. 6, 1991 vs. Hou. Oilers)*
	2	Joe Burrow	2021 (Jan. 15, 2022 vs. L.V.)*
	2	Joe Burrow	2021 (Jan. 30, 2022 at K.C.)***
	2	Joe Burrow	2022 (Jan. 22, 2023 at Buff.)**

PASSES HAD INTERCEPTED

CAREER	6	Ken Anderson	1973, '75, '81, '82
	6	Andy Dalton	2011, '12, '13, '14
	4	Joe Burrow	2021, '22
	3	Boomer Esiason	1988, '90
	2	Jon Kitna	2005

GAME	3	Ken Anderson	1982 (Jan. 9, 1983 vs. NYJ)+
	3	Andy Dalton	2011 (Jan. 7, 2012 at Hou. Texans)*
	2	(five times)	

PASSER RATING

CAREER	93.8	Joe Burrow	2021, '22
	93.5	Ken Anderson	1973, '75, '81, '82
	71.1	Boomer Esiason	1988, '90
	68.3	AJ McCarron	2015
	66.5	Carson Palmer	2005, '09
	60.1	Jon Kitna	2005

NOTE: Minimum 30 attempts.

GAME	125.0	Boomer Esiason	1990 (Jan. 6, 1991 vs. Hou. Oilers)*
	115.9	Ken Anderson	1981 (Jan. 10, 1982 vs. S.D.)***
	111.6	Ken Anderson	1981 (Jan. 3, 1982 vs. Buff.)**
	110.4	Joe Burrow	2021 (Jan. 15, 2022 vs. L.V.)*
	110.3	Ken Anderson	1975 (Dec. 28, 1975 at Oak.)**

NOTE: Minimum 15 attempts.

LONGEST PASSES

75	Joe Burrow to Tee Higgins	2021 (Feb. 13, 2022 against LARams)###
66	Carson Palmer to Chris Henry	2005 (Jan. 8, 2006 vs. Pitt.)*
57	Joe Burrow to Ja'Marr Chase	2021 (Jan. 22, 2022 at Tenn.)**
53	Ken Anderson to Cris Collinsworth	1982 (Jan. 9, 1983 vs. NYJ)+
49	Ken Anderson to Cris Collinsworth	1981 (Jan. 24, 1982 against S.F.)#
49	Andy Dalton to Marvin Jones	2013 (Jan. 5, 2014 vs. S.D.)*

KEY

- * AFC Wild Card Playoff # Super Bowl XVI (at Pontiac, Mich.)
- ** AFC Divisional Playoff ## Super Bowl XXIII (at Miami, Fla.)
- *** AFC Championship ### Super Bowl LVI (at Inglewood, Calif.)
- + AFC First-Round Playoff (Super Bowl Tournament)

NOTES: The years listed are the seasons in which playoff berths were earned, not the calendar years in which playoff games were played. Career records list only those seasons in which players played in the playoffs.

RECEIVING

TOTAL RECEPTIONS

CAREER	45	Ja'Marr Chase.....	2021, '22
	31	Tee Higgins.....	2021, '22
	28	Dan Ross.....	1981, '82
	26	Joe Mixon.....	2021, '22
	21	Cris Collinsworth.....	1981, '82, '88
	21	Tyler Boyd.....	2021, '22

GAME	11	Dan Ross.....	1981 (Jan. 24, 1982 against S.F.)#
	9	Lenvil Elliott.....	1973 (Dec. 23, 1973 at Mia.)**
	9	Ja'Marr Chase.....	2021 (Jan. 15, 2022 vs. L.V.)*
	9	Ja'Marr Chase.....	2022 (Jan. 15, 2023 vs. Balt. Ravens)*
	8	Marvin Jones.....	2013 (Jan. 5, 2014 vs. S.D.)*
	8	Giovani Bernard.....	2014 (Jan. 4, 2015 at Ind.)*

RECEIVING YARDS

CAREER	588	Ja'Marr Chase.....	2021, '22
	457	Tee Higgins.....	2021, '22
	354	Cris Collinsworth.....	1981, '82, '88
	333	Dan Ross.....	1981, '82
	232	A.J. Green.....	2011, '12, '13, '15

GAME	130	Marvin Jones.....	2013 (Jan. 5, 2014 vs. S.D.)*
	120	Cris Collinsworth.....	1982 (Jan. 9, 1983 vs. NYJ)+
	116	Ja'Marr Chase.....	2021 (Jan. 15, 2022 vs. L.V.)*
	109	Ja'Marr Chase.....	2021 (Jan. 22, 2022 at Tenn.)*
	107	Cris Collinsworth.....	1981 (Jan. 24, 1982 against S.F.)#

AVERAGE YARDS PER RECEPTION

CAREER	16.86	Cris Collinsworth (354 yards/21 rec.).....	1981, '82, '88
	16.73	Rodney Holman (184 yards/11 rec.).....	1982, '88, '90
	14.74	Tee Higgins (457 yards/31 rec.).....	2021, '22
	14.15	Isaac Curtis (184 yards/13 rec.).....	1973, '75, '81, '82
	13.07	Marvin Jones (196 yards/15 rec.).....	2012, '13, '15
	13.07	Ja'Marr Chase (588 yards/45 rec.).....	2021, '22
	12.89	A.J. Green (232 yards/18 rec.).....	2011, '12, '13, '15

NOTE: Minimum 8 receptions.

GAME	25.00	Tee Higgins (100/4).....	2021 (Feb. 13, 2022 against LARams)###
	21.80	Ja'Marr Chase (109/5).....	2021 (Jan. 22, 2022 at Tenn.)*
	21.40	Cris Collinsworth (107/5).....	1981 (Jan. 24, 1982 against S.F.)#
	17.80	Ja'Marr Chase (89/5).....	2021 (Feb. 13, 2022 against LARams)###
	17.17	Tee Higgins (103/6).....	2021 (Jan. 30, 2022 at K.C.)*

NOTE: Minimum 4 receptions.

RECEIVING TOUCHDOWNS

CAREER	3	Ja'Marr Chase.....	2021, '22
	3	Tee Higgins.....	2021, '22
	3	Dan Ross.....	1981, '82
	2	Isaac Curtis.....	1973, '75, '81, '82
	1	(many times)	

GAME	2	Dan Ross.....	1981 (Jan. 24, 1982 against S.F.)#
	2	Tee Higgins.....	2021 (Feb. 13, 2022 against LARams)###
	1	(many times)	

LONGEST RECEPTIONS

75	Tee Higgins from Joe Burrow.....	2021 (Feb. 13, 2022 against LARams)###
66	Chris Henry from Carson Palmer.....	2005 (Jan. 8, 2006 vs. Pitt.)*
57	Ja'Marr Chase from Joe Burrow.....	2021 (Jan. 22, 2022 at Tenn.)*
53	Cris Collinsworth from Ken Anderson.....	1982 (Jan. 9, 1983 vs. NYJ)+
49	Cris Collinsworth from Ken Anderson.....	1981 (Jan. 24, 1982 against S.F.)#
49	Marvin Jones from Andy Dalton.....	2013 (Jan. 5, 2014 vs. S.D.)*

PUNTING

TOTAL PUNTS

CAREER	42	Kevin Huber.....	2009, '11, '12, '14, '15, '21
	25	Lee Johnson.....	1988, '90
	15	Dave Lewis.....	1970, '73
	12	Pat McInally.....	1981, '82
	9	Drue Chrisman.....	2022

GAME	8	Dave Lewis.....	1970 (Dec. 26, 1970 at Balt. Colts)**
	8	Kevin Huber.....	2014 (Jan. 4, 2015 at Ind.)*
	7	Dave Lewis.....	1973 (Dec. 23, 1973 at Mia.)*
	6	(five times)	

PUNTING YARDS

CAREER	1879	Kevin Huber.....	2009, '11, '12, '14, '15, '21
	1111	Lee Johnson.....	1988, '90
	567	Dave Lewis.....	1970, '73
	487	Pat McInally.....	1981, '82
	420	Drue Chrisman.....	2022

GAME	380	Kevin Huber.....	2014 (Jan. 4, 2015 at Ind.)*
	313	Dave Lewis.....	1970 (Dec. 26, 1970 at Balt. Colts)**
	276	Lee Johnson.....	1988 (Dec. 31, 1988 vs. Sea.)*
	260	Kevin Huber.....	2021 (Feb. 13, 2022 against LARams)###
	258	Lee Johnson.....	1990 (Jan. 13, 1991 at LARaid.)*

AVERAGE YARDS PER PUNT

CAREER	46.67	Drue Chrisman (420 yards/9 punts).....	2022
	44.74	Kevin Huber (1879 yards/42 punts).....	2009, '11, '12, '14, '15, '21
	44.44	Lee Johnson (1111 yards/25 punts).....	1988, '90
	40.58	Pat McInally (487 yards/12 punts).....	1981, '82
	37.80	Dave Lewis (567 yards/15 punts).....	1970, '73

NOTE: Minimum 8 punts.

GAME	51.60	Lee Johnson (258/5).....	1990 (Jan. 13, 1991 at LARaid.)*
	49.00	Drue Chrisman (196/4).....	2022 (Jan. 29, 2023 at K.C.)*
	48.00	Kevin Huber (192/4).....	2009 (Jan. 9, 2010 vs. NYJ)*
	47.50	Kevin Huber (380/8).....	2014 (Jan. 4, 2015 at Ind.)*
	46.60	Kevin Huber (233/5).....	2012 (Jan. 5, 2013 at Hou. Texans)*

NOTE: Minimum 4 punts.

NET YARDS PER PUNT

CAREER	41.3	Kevin Huber.....	2009, '11, '12, '14, '15, '21
	39.2	Drue Chrisman.....	2022
	38.6	Lee Johnson.....	1988, '90
	37.0	Pat McInally.....	1981, '82
	34.2	Dave Lewis.....	1970, '73

NOTE: Minimum 8 punts.

GAME	43.8	Kevin Huber.....	2012 (Jan. 5, 2013 at Hou. Texans)*
	43.6	Lee Johnson.....	1990 (Jan. 13, 1991 at LARaid.)*
	43.1	Kevin Huber.....	2014 (Jan. 4, 2015 at Ind.)*
	41.2	Kevin Huber.....	2015 (Jan. 9, 2016 vs. Pitt.)*
	41.0	Lee Johnson.....	1988 (Dec. 31, 1988 vs. Sea.)*

NOTE: Minimum 4 punts.

INSIDE-20 PUNTS

CAREER	14	Kevin Huber.....	2009, '11, '12, '14, '15, '21
	8	Lee Johnson.....	1988, '90
	3	Drue Chrisman.....	2022
	2	Pat McInally.....	1981, '82
	2	Zoltan Mesko.....	2013

GAME	3	Lee Johnson.....	1988 (Jan. 8, 1989 vs. Buff.)*
	3	Lee Johnson.....	1988 (Jan. 22, 1989 against S.F.)##
	3	Kevin Huber.....	2012 (Jan. 5, 2013 at Hou. Texans)*
	3	Kevin Huber.....	2014 (Jan. 4, 2015 at Ind.)*
	3	Kevin Huber.....	2015 (Jan. 9, 2016 vs. Pitt.)*

LONGEST PUNTS

64	Lee Johnson.....	1990 (Jan. 13, 1991 at LARaid.)*
63	Lee Johnson.....	1988 (Jan. 22, 1989 against S.F.)##
62	Kevin Huber.....	2014 (Jan. 4, 2015 at Ind.)*
60	Pat McInally.....	1981 (Jan. 3, 1982 vs. Buff.)*
58	Lee Johnson.....	1988 (Jan. 8, 1989 vs. Buff.)*

KEY		
* AFC Wild Card Playoff	#	Super Bowl XVI (at Pontiac, Mich.)
** AFC Divisional Playoff	##	Super Bowl XXIII (at Miami, Fla.)
*** AFC Championship	###	Super Bowl LVI (at Inglewood, Calif.)
+ AFC First-Round Playoff (Super Bowl Tournament)		

NOTES: The years listed are the seasons in which playoff berths were earned, not the calendar years in which playoff games were played. Career records list only those seasons in which players played in the playoffs.

PUNT RETURNS

TOTAL PUNT RETURNS	
CAREER	11 Trent Taylor.....2021, '22
	10 Brandon Tate.....2011, '12, '13, '14, '15
	6 Ira Hillary.....1988
	5 Mike Fuller.....1981, '82
	3 (three times)

GAME	4 Mike Fuller.....1981 (Jan. 24, 1982 against S.F.)#
	3 Ira Hillary.....1988 (Dec. 31, 1988 vs. Sea.)**
	3 Mitchell Price.....1990 (Jan. 6, 1991 vs. Hou. Oilers)*
	3 Brandon Tate.....2011 (Jan. 7, 2012 at Hou. Texans)*
	3 Brandon Tate.....2013 (Jan. 5, 2014 vs. S.D.)*

PUNT RETURN YARDS	
CAREER	115 Trent Taylor.....2021, '22
	67 Brandon Tate.....2011, '12, '13, '14, '15
	62 Mike Fuller.....1981, '82
	43 Ira Hillary.....1988
	42 Mitchell Price.....1990

GAME	42 Mitchell Price.....1990 (Jan. 6, 1991 vs. Hou. Oilers)*
	35 Mike Fuller.....1981 (Jan. 24, 1982 against S.F.)#
	28 Trent Taylor.....2021 (Feb. 13, 2022 against LARams)###
	27 Mike Fuller.....1981 (Jan. 3, 1982 vs. Buff.)*
	26 Trent Taylor.....2021 (Jan. 15, 2022 vs. L.V.)*

AVERAGE YARDS PER PUNT RETURN	
CAREER	12.40 Mike Fuller (62 yards/5 ret.).....1981, '82
	10.45 Trent Taylor (115 yards/11 ret.).....2021, '22
	7.17 Ira Hillary (43 yards/6 ret.).....1988
	6.70 Brandon Tate (67 yards/10 ret.).....2011, '12, '13, '14, '15

NOTE: Minimum 4 returns.

GAME	14.00 Mitchell Price (42/3).....1990 (Jan. 6, 1991 vs. Hou. Oilers)*
	14.00 Trent Taylor (28/2).....2021 (Feb. 13, 2022 against LARams)###
	13.00 Trent Taylor (26/2).....2021 (Jan. 15, 2022 vs. L.V.)*
	12.50 Trent Taylor (25/2).....2022 (Jan. 22, 2023 at Buff.)*
	12.00 Ira Hillary (24/2).....1988 (Jan. 8, 1989 vs. Buff.)*

NOTE: Minimum 2 returns.

LONGEST PUNT RETURNS	
	34 Mitchell Price.....1990 (Jan. 6, 1991 vs. Hou. Oilers)*
	27 Mike Fuller.....1981 (Jan. 3, 1982 vs. Buff.)*
	24 Adam Jones.....2015 (Jan. 9, 2016 vs. Pitt.)*
	23 Rico Murray.....2009 (Jan. 9, 2010 vs. NYJ)*
	20 Trent Taylor.....2021 (Feb. 13, 2022 against LARams)###

KICKOFF RETURNS

TOTAL KICKOFF RETURNS	
CAREER	17 David Verser.....1981, '82
	9 Adam Jones.....2011, '12, '13, '14, '15
	9 Chris Evans.....2021
	8 Stanford Jennings.....1988, '90
	7 Brandon Tate.....2011, '12, '13, '14

GAME	7 David Verser.....1982 (Jan. 9, 1983 vs. NYJ)+
	5 David Verser.....1981 (Jan. 24, 1982 against S.F.)#
	5 Tab Perry.....2005 (Jan. 8, 2006 vs. Pitt.)*
	5 Brandon Tate.....2013 (Jan. 5, 2014 vs. S.D.)*
	5 Chris Evans.....2021 (Jan. 15, 2022 vs. L.V.)*

KICKOFF RETURN YARDS	
CAREER	302 David Verser.....1981, '82
	240 Stanford Jennings.....1988, '90
	233 Adam Jones.....2011, '12, '13, '14, '15
	211 Chris Evans.....2021
	193 Brandon Tate.....2011, '12, '13, '14, '15

GAME	128 Brandon Tate.....2013 (Jan. 5, 2014 vs. S.D.)*
	119 Tab Perry.....2005 (Jan. 8, 2006 vs. Pitt.)*
	117 Stanford Jennings.....1988 (Jan. 22, 1989 against S.F.)#
	116 David Verser.....1982 (Jan. 9, 1983 vs. NYJ)+
	103 Adam Jones.....2012 (Jan. 5, 2013 at Hou. Texans)*
	103 Chris Evans.....2021 (Jan. 15, 2022 vs. L.V.)*

AVERAGE YARDS PER KICKOFF RETURN

CAREER	30.00 Stanford Jennings (240 yards/8 ret.).....1988, '90
	27.57 Brandon Tate (193 yards/7 ret.).....2011, '12, '13, '14, '15
	25.89 Adam Jones (233 yards/9 ret.).....2011, '12, '13, '14, '15
	23.80 Tab Perry (119 yards/5 ret.).....2005
	23.44 Chris Evans (211 yards/9 ret.).....2021
	23.25 Trayveon Williams (93 yards/4 ret.).....2022
	17.76 David Verser (302 yards/17 ret.).....1981, '82

NOTE: Minimum 4 returns.

GAME	58.50 Stanford Jennings (117/2).....1988 (Jan. 22, 1989 against S.F.)##
	37.00 Bernard Scott (74/2).....2009 (Jan. 9, 2010 vs. NYJ)*
	27.33 Chris Evans (82/3).....2021 (Jan. 22, 2022 at Tenn.)*
	26.67 Adam Jones (80/3).....2014 (Jan. 4, 2015 at Ind.)*
	25.75 Adam Jones (103/4).....2012 (Jan. 5, 2013 at Hou. Texans)*

NOTE: Minimum 2 returns.

LONGEST KICKOFF RETURNS

93-td	Stanford Jennings.....1988 (Jan. 22, 1989 against S.F.)##
56	Bernard Scott.....2009 (Jan. 9, 2010 vs. NYJ)*
43	Brandon Tate.....2012 (Jan. 5, 2013 at Hou. Texans)*
40	David Verser.....1981 (Jan. 3, 1982 vs. Buff.)*
40	David Verser.....1981 (Jan. 10, 1982 vs. S.D.)*

INTERCEPTIONS

TOTAL INTERCEPTIONS	
CAREER	3 David Fulcher.....1988, '90
	3 Ken Riley.....1970, '73, '75, '81, '82
	2 Eric Thomas.....1988, '90
	2 Jessie Bates III.....2021, '22
	1 (many times)

GAME	1 (many times)
-------------	----------------

INTERCEPTION RETURN YARDS

CAREER	54 David Fulcher.....1988, '90
	45 Neal Craig.....1973
	34 Ken Riley.....1970, '73, '75, '81, '82
	26 Eric Thomas.....1988, '90
	24 Bobby Kemp.....1981, '82

GAME	45 Neal Craig.....1973 (Dec. 23, 1973 at Mia.)*
	43 David Fulcher.....1990 (Jan. 6, 1991 vs. Hou. Oilers)*
	34 Ken Riley.....1975 (Dec. 28, 1975 at Oak.)*
	26 Eric Thomas.....1988 (Jan. 8, 1989 vs. Buff.)*
	24 Bobby Kemp.....1981 (Jan. 10, 1982 vs. S.D.)*

LONGEST INTERCEPTION RETURNS

45-td	Neal Craig.....1973 (Dec. 23, 1973 at Mia.)*
43	David Fulcher.....1990 (Jan. 6, 1991 vs. Hou. Oilers)*
34	Ken Riley.....1975 (Dec. 28, 1975 at Oak.)*
26	Eric Thomas.....1988 (Jan. 8, 1989 vs. Buff.)*
24	Bobby Kemp.....1981 (Jan. 10, 1982 vs. S.D.)*

SACKS

TOTAL SACKS	
CAREER	4.0 Jason Buck.....1988, '90
	4.0 Sam Hubbard.....2021, '22
	3.5 Trey Hendrickson.....2021, '22
	3.0 David Grant.....1988, '90
	3.0 Reggie Williams.....1981, '82, '88

GAME	2.0 Sam Hubbard.....2021 (Jan. 30, 2022 at K.C.)*
	1.5 Trey Hendrickson.....2021 (Jan. 30, 2022 at K.C.)*
	1.0 (many times)

BENGALS POSTSEASON TEAM RECORDS

KEY

* AFC Wild Card Playoff	# Super Bowl XVI (at Pontiac, Mich.)
** AFC Divisional Playoff	## Super Bowl XXIII (at Miami, Fla.)
*** AFC Championship	### Super Bowl LVI (at Inglewood, Calif.)
+ AFC First-Round Playoff (Super Bowl Tournament)	

NOTES: The years listed are the seasons in which playoff berths were earned, not the calendar years in which playoff games were played. Career records list only those seasons in which players played in the playoffs.

SCORING

POINTS SCORED

GAME	41	1990 (Jan. 6, 1991 vs. Hou. Oilers)*
HALF	21	1975 (Dec. 28, 1975 at Oak.)**2nd half
QUARTER	16	2015 (Jan. 9, 2016 vs. Pitt.)*4th quarter

TOUCHDOWNS

GAME	5	1990 (Jan. 6, 1991 vs. Hou. Oilers)*
HALF	3	1975 (Dec. 28, 1975 at Oak.)**2nd half
	3	1981 (Jan. 24, 1982 against S.F.)#2nd half
	3	1988 (Dec. 31, 1988 vs. Sea.)**1st half
	3	1990 (Jan. 6, 1991 vs. Hou. Oilers)*2nd half

RUSHING TOUCHDOWNS

GAME	3	1981 (Jan. 3, 1982 vs. Buff.)*
	3	1988 (Dec. 31, 1988 vs. Sea.)*
	3	1990 (Jan. 6, 1991 vs. Hou. Oilers)*
HALF	3	1988 (Dec. 31, 1988 vs. Sea.)*1st half

PASSING TOUCHDOWNS

GAME	2	1975 (Dec. 28, 1975 at Oak.)**
	2	1981 (Jan. 10, 1982 vs. S.D.)***
	2	1981 (Jan. 24, 1982 against S.F.)#
	2	1982 (Jan. 9, 1983 vs. NYJ)+
	2	1990 (Jan. 6, 1991 vs. Hou. Oilers)*
	2	2021 (Jan. 15, 2022 vs. L.V.)*
	2	2021 (Jan. 30, 2022 at K.C.)***
	2	2021 (Feb. 13, 2022 against LARams)###
	2	2022 (Jan. 22, 2023 at Buff.)*
HALF	2	1975 (Dec. 28, 1975 at Oak.)**2nd half
	2	1981 (Jan. 24, 1982 against S.F.)#2nd half
	2	1982 (Jan. 9, 1983 vs. NYJ)+1st half
	2	2021 (Jan. 15, 2022 vs. L.V.)*1st half
	2	2022 (Jan. 22, 2023 at Buff.)*1st half

FIELD GOALS

GAME	4	2021 (Jan. 15, 2022 vs. L.V.)*
	4	2021 (Jan. 22, 2022 at Tenn.)*
	4	2021 (Jan. 30, 2022 at K.C.)***
	3	1973 (Dec. 23, 1973 at Mia.)*
	3	1988 (Jan. 22, 1989 against S.F.)##
HALF	3	1973 (Dec. 23, 1973 at Mia.)*1st half
	3	2021 (Jan. 22, 2022 at Tenn.)*1st half

OFFENSE

FIRST DOWNS

GAME	30	2022 (Jan. 22, 2023 at Buff.)*
HALF	18	2022 (Jan. 22, 2023 at Buff.)*1st half

TOTAL NET YARDS

GAME	439	2013 (Jan. 5, 2014 vs. S.D.)*
HALF	274	2022 (Jan. 22, 2023 at Buff.)*1st half

NET YARDS RUSHING

GAME	254	1988 (Dec. 31, 1988 vs. Sea.)*
HALF	165	1988 (Dec. 31, 1988 vs. Sea.)*1st half

RUSHING ATTEMPTS

GAME	50	1988 (Jan. 8, 1989 vs. Buff.)*
HALF	29	1988 (Jan. 8, 1989 vs. Buff.)*2nd half

NET YARDS PASSING

GAME	333	1982 (Jan. 9, 1983 vs. NYJ)+
HALF	207	2021 (Jan. 22, 2022 at Tenn.)*1st half

PASSING ATTEMPTS

GAME	51	2013 (Jan. 5, 2014 vs. S.D.)*
HALF	34	2013 (Jan. 5, 2014 vs. S.D.)*2nd half

COMPLETIONS

GAME	29	2013 (Jan. 5, 2014 vs. S.D.)*
HALF	18	2022 (Jan. 22, 2023 at Buff.)*1st half

PASSES HAD INTERCEPTED

GAME	3	1982 (Jan. 9, 1983 vs. NYJ)+
	3	2011 (Jan. 7, 2012 at Hou. Texans)*
HALF	2	1982 (Jan. 9, 1983 vs. NYJ)+2nd half
	2	1988 (Jan. 8, 1989 vs. Buff.)*1st half
	2	2005 (Jan. 8, 2006 vs. Pitt.)*2nd half
	2	2011 (Jan. 7, 2012 at Hou. Texans)*2nd half
	2	2013 (Jan. 5, 2014 vs. S.D.)*2nd half

SACKS ALLOWED

GAME	9	2021 (Jan. 22, 2022 at Tenn.)*
HALF	6	2021 (Feb. 13, 2022 against LARams)###2nd half

DEFENSE

FEWEST POINTS ALLOWED

GAME	7	1981 (Jan. 10, 1982 vs. S.D.)*
HALF	0	1981 (Jan. 10, 1982 vs. S.D.)*2nd half
	0	1988 (Dec. 31, 1988 vs. Sea.)*1st half
	0	1988 (Jan. 8, 1989 vs. Buff.)*2nd half
	0	1990 (Jan. 6, 1991 vs. Hou. Oilers)*1st half

FEWEST FIRST DOWNS ALLOWED

GAME	10	1988 (Jan. 8, 1989 vs. Buff.)*
HALF	1	1990 (Jan. 6, 1991 vs. Hou. Oilers)*1st half

FEWEST TOTAL NET YARDS ALLOWED

GAME	181	1988 (Jan. 8, 1989 vs. Buff.)*
HALF	36	1990 (Jan. 6, 1991 vs. Hou. Oilers)*1st half

FEWEST NET YARDS RUSHING ALLOWED

GAME	22	1988 (Dec. 31, 1988 vs. Sea.)*
HALF	0	1988 (Dec. 31, 1988 vs. Sea.)*1st half

FEWEST NET YARDS PASSING ALLOWED

GAME	122	2013 (Jan. 5, 2014 vs. S.D.)*
HALF	16	1981 (Jan. 24, 1982 against S.F.)#2nd half
	16	2021 (Jan. 30, 2022 at K.C.)***2nd half

INTERCEPTIONS

GAME	3	1988 (Jan. 8, 1989 vs. Buff.)*
	3	2021 (Jan. 22, 2022 at Tenn.)*
HALF	2	1981 (Jan. 3, 1982 vs. Buff.)*1st half
	2	1981 (Jan. 10, 1982 vs. S.D.)*1st half
	2	1988 (Jan. 8, 1989 vs. Buff.)*1st half
	2	2021 (Jan. 22, 2022 at Tenn.)*2nd half
	2	2021 (Jan. 30, 2022 at K.C.)***2nd half

SACKS

GAME	4	1988 (Jan. 22, 1989 against S.F.)##
	4	2015 (Jan. 9, 2016 vs. Pitt.)*
	4	2021 (Jan. 30, 2022 at K.C.)***
HALF	4	2021 (Jan. 30, 2022 at K.C.)***2nd half

MISCELLANEOUS

MOST PENALTIES INCURRED

GAME	9	2022 (Jan. 29, 2023 at K.C.)*
HALF	6	1988 (Jan. 22, 1989 against S.F.)##2nd half
	6	2015 (Jan. 9, 2016 vs. Pitt.)*1st half
	6	2022 (Jan. 29, 2023 at K.C.)*2nd half

MOST PENALTY YARDS INCURRED

GAME	90	2005 (Jan. 8, 2006 vs. Pitt.)*
HALF	56	2022 (Jan. 29, 2023 at K.C.)*2nd half

MOST TIME OF POSSESSION

GAME	39:45	1990 (Jan. 6, 1991 vs. Hou. Oilers)*
HALF	25:04	1990 (Jan. 6, 1991 vs. Hou. Oilers)*1st half

NOTE: Time of possession was not recorded until 1977, and thus is not available for the Bengals' 1970, '73 and '75 playoff games.

OPPONENTS POSTSEASON INDIVIDUAL RECORDS

KEY

* AFC Wild Card Playoff	# Super Bowl XVI (at Pontiac, Mich.)
** AFC Divisional Playoff	## Super Bowl XXIII (at Miami, Fla.)
*** AFC Championship	### Super Bowl LVI (at Inglewood, Calif.)
+ AFC First-Round Playoff (Super Bowl Tournament)	

NOTES: The years listed are the seasons in which playoff berths were earned, not the calendar years in which playoff games were played. Career records list only those seasons in which players played in the playoffs.

SCORING

TOTAL POINTS

GAME	14	Ray Wersching.....	1981 (Jan. 24, 1982 against S.F.)#
	14	Pat Leahy.....	1982 (Jan. 9, 1983 vs. NYJ)+
	14	Adam Vinatieri.....	2014 (Jan. 4, 2015 at Ind.)*
	13	Shayne Graham.....	2012 (Jan. 5, 2013 at Hou. Texans)*
	13	Daniel Carson.....	2021 (Jan. 15, 2022 vs. L.V.)*

TOUCHDOWNS

GAME	2	Joe Cribbs.....	1981 (Jan. 3, 1982 vs. Buff.)**
	2	Ernest Givens.....	1990 (Jan. 6, 1991 vs. Hou. Oilers)*
	2	Arian Foster.....	2011 (Jan. 7, 2012 at Hou. Texans)*
	2	Cooper Kupp.....	2021 (Feb. 13, 2022 against LARams)###
	1	(many times)	

POINTS AFTER TOUCHDOWNS

GAME	5	Pat Leahy.....	1982 (Jan. 9, 1983 vs. NYJ)+
	4	(five times)	

FIELD GOALS

GAME	4	Ray Wersching.....	1981 (Jan. 24, 1982 against S.F.)#
	4	Shayne Graham.....	2012 (Jan. 5, 2013 at Hou. Texans)*
	4	Adam Vinatieri.....	2014 (Jan. 4, 2015 at Ind.)*
	4	Chris Boswell.....	2015 (Jan. 9, 2016 vs. Pitt.)*
	4	Daniel Carson.....	2021 (Jan. 15, 2022 vs. L.V.)*

LONGEST FIELD GOALS

53	Adam Vinatieri.....	2014 (Jan. 4, 2015 at Ind.)*
50	Garo Yepremian.....	1973 (Dec. 23, 1973 at Mia.)**
49	Jeff Jaeger.....	1990 (Jan. 13, 1991 at LARaid)**
48	Shayne Graham.....	2012 (Jan. 5, 2013 at Hou. Texans)*
47	(two times)	

RUSHING

TOTAL RUSHING ATTEMPTS

GAME	32	Arian Foster.....	2012 (Jan. 5, 2013 at Hou. Texans)*
	25	Norm Bulaich.....	1970 (Dec. 26, 1970 at Balt. Colts)**
	24	Arian Foster.....	2011 (Jan. 7, 2012 at Hou. Texans)*
	23	Chuck Muncie.....	1981 (Jan. 10, 1982 vs. S.D.)***
	21	(three times)	

RUSHING YARDS

GAME	202	Freeman McNeil.....	1982 (Jan. 9, 1983 vs. NYJ)+
	153	Arian Foster.....	2011 (Jan. 7, 2012 at Hou. Texans)*
	140	Marcus Allen.....	1990 (Jan. 13, 1991 at LARaid)**
	140	Arian Foster.....	2012 (Jan. 5, 2013 at Hou. Texans)*
	135	Shonn Greene.....	2009 (Jan. 9, 2010 vs. NYJ)*

AVERAGE YARDS PER RUSHING ATTEMPT

GAME	9.62	Freeman McNeil (202/21).....	1982 (Jan. 9, 1983 vs. NYJ)+
	6.67	Marcus Allen (140/21).....	1990 (Jan. 13, 1991 at LARaid)**
	6.43	Shonn Greene (135/21).....	2009 (Jan. 9, 2010 vs. NYJ)*
	6.38	Arian Foster (153/24).....	2011 (Jan. 7, 2012 at Hou. Texans)*
	6.00	Joe Cribbs (90/15).....	1981 (Jan. 3, 1982 vs. Buff.)**

NOTE: Minimum 15 attempts.

RUSHING TOUCHDOWNS

GAME	2	Joe Cribbs.....	1981 (Jan. 3, 1982 vs. Buff.)**
	2	Arian Foster.....	2011 (Jan. 7, 2012 at Hou. Texans)*
	1	(many times)	

LONGEST RUSHES

58-td	Ronnie Brown.....	2013 (Jan. 5, 2014 vs. S.D.)*
45	D'Onta Foreman.....	2021 (Jan. 22, 2022 at Tenn.)**
44-td	Joe Cribbs.....	1981 (Jan. 3, 1982 vs. Buff.)**
44	Martavis Bryant.....	2015 (Jan. 9, 2016 vs. Pitt.)*
42-td	Arian Foster.....	2011 (Jan. 7, 2012 at Hou. Texans)*

PASSING

TOTAL PASSING ATTEMPTS

GAME	54	Derek Carr.....	2021 (Jan. 15, 2022 vs. L.V.)*
	50	Dave Krieg.....	1988 (Dec. 31, 1988 vs. Sea.)**
	44	Andrew Luck.....	2014 (Jan. 4, 2015 at Ind.)*
	43	Patrick Mahomes.....	2022 (Jan. 29, 2023 at K.C.)***
	42	Josh Allen.....	2022 (Jan. 22, 2023 at Buff.)**

COMPLETIONS

GAME	31	Andrew Luck.....	2014 (Jan. 4, 2015 at Ind.)*
	29	Matt Schaub.....	2012 (Jan. 5, 2013 at Hou. Texans)*
	29	Derek Carr.....	2021 (Jan. 15, 2022 vs. L.V.)*
	29	Patrick Mahomes.....	2022 (Jan. 29, 2023 at K.C.)***
	26	Patrick Mahomes.....	2021 (Jan. 30, 2022 at K.C.)***
	26	Matthew Stafford.....	2021 (Feb. 13, 2022 against LARams)###

COMPLETION PERCENTAGE

GAME	80.00	Mark Sanchez (12/15).....	2009 (Jan. 9, 2010 vs. NYJ)*
	76.32	Matt Schaub (29/38).....	2012 (Jan. 5, 2013 at Hou. Texans)*
	75.00	Philip Rivers (12/16).....	2013 (Jan. 5, 2014 vs. S.D.)*
	73.91	Ken Stabler (17/23).....	1975 (Dec. 28, 1975 at Oak.)**
	73.68	Ben Roethlisberger (14/19).....	2005 (Jan. 8, 2006 vs. Pitt.)*

NOTE: Minimum 15 attempts.

PASSING YARDS

GAME	376	Andrew Luck.....	2014 (Jan. 4, 2015 at Ind.)*
	357	Joe Montana.....	1988 (Jan. 22, 1989 against S.F.)##
	326	Patrick Mahomes.....	2022 (Jan. 29, 2023 at K.C.)***
	310	Derek Carr.....	2021 (Jan. 15, 2022 vs. L.V.)*
	297	Dave Krieg.....	1988 (Dec. 31, 1988 vs. Sea.)**

AVERAGE YARDS PER PASSING ATTEMPT

GAME	12.13	Mark Sanchez (182/15).....	2009 (Jan. 9, 2010 vs. NYJ)*
	10.95	Ben Roethlisberger (208/19).....	2005 (Jan. 8, 2006 vs. Pitt.)*
	9.92	Joe Montana (357/36).....	1988 (Jan. 22, 1989 against S.F.)##
	9.61	Richard Todd (269/28).....	1982 (Jan. 9, 1983 vs. NYJ)+
	9.17	Ryan Tannehill (220/24).....	2021 (Jan. 22, 2022 at Tenn.)**

NOTE: Minimum 15 attempts.

TOUCHDOWN PASSES

GAME	3	Ken Stabler.....	1975 (Dec. 28, 1975 at Oak.)**
	3	Ben Roethlisberger.....	2005 (Jan. 8, 2006 vs. Pitt.)*
	3	Patrick Mahomes.....	2021 (Jan. 30, 2022 at K.C.)***
	3	Matthew Stafford.....	2021 (Feb. 13, 2022 against LARams)###
	2	(seven times)	

PASSES HAD INTERCEPTED

GAME	3	Jim Kelly.....	1988 (Jan. 8, 1989 vs. Buff.)***
	3	Ryan Tannehill (220/24).....	2021 (Jan. 22, 2022 at Tenn.)**
	2	(five times)	

PASSER RATING

GAME	148.7	Ben Roethlisberger.....	2005 (Jan. 8, 2006 vs. Pitt.)*
	139.4	Mark Sanchez.....	2009 (Jan. 9, 2010 vs. NYJ)*
	121.2	Ken Stabler.....	1975 (Dec. 28, 1975 at Oak.)**
	118.8	Philip Rivers.....	2013 (Jan. 5, 2014 vs. S.D.)*
	115.2	Joe Montana.....	1988 (Jan. 22, 1989 against S.F.)##

NOTE: Minimum 15 attempts.

LONGEST PASSES

60	Ben Roethlisberger to Antonio Brown.....	2015 (Jan. 9, 2016 vs. Pitt.)*
54	Joe Ferguson to Jerry Butler.....	1981 (Jan. 3, 1982 vs. Buff.)**
54	Ben Roethlisberger to Cedrick Wilson.....	2005 (Jan. 8, 2006 vs. Pitt.)*
53-td	Johnny Unitas to Ed Hinton.....	1970 (Dec. 26, 1970 at Balt. Colts)**
49	Richard Todd to Wesley Walker.....	1982 (Jan. 9, 1983 vs. NYJ)+

KEY		
* AFC Wild Card Playoff	#	Super Bowl XVI (at Pontiac, Mich.)
** AFC Divisional Playoff	##	Super Bowl XXIII (at Miami, Fla.)
*** AFC Championship	###	Super Bowl LVI (at Inglewood, Calif.)
+ AFC First-Round Playoff (Super Bowl Tournament)		

NOTES: The years listed are the seasons in which playoff berths were earned, not the calendar years in which playoff games were played. Career records list only those seasons in which players played in the playoffs.

RECEIVING

TOTAL RECEPTIONS

GAME	Player	Year
11	John L. Williams	1988 (Dec. 31, 1988 vs. Sea.)**
11	Jerry Rice	1988 (Jan. 22, 1989 against S.F.)##
10	Daniel Herron	2014 (Jan. 4, 2015 at Ind.)*
10	Travis Kelce	2021 (Jan. 30, 2022 at K.C.)***
9	Owen Daniels	2012 (Jan. 5, 2013 at Hou. Texans)*

RECEIVING YARDS

GAME	Player	Year
215	Jerry Rice	1988 (Jan. 22, 1989 against S.F.)##
145	Wesley Walker	1982 (Jan. 9, 1983 vs. NYJ)+
142	A.J. Brown	2021 (Jan. 22, 2022 at Tenn.)**
137	John L. Williams	1988 (Dec. 31, 1988 vs. Sea.)**
119	Antonio Brown	2015 (Jan. 9, 2016 vs. Pitt.)*

AVERAGE YARDS PER RECEPTION

GAME	Player	Year
28.40	A.J. Brown	2021 (Jan. 22, 2022 at Tenn.)**
24.50	Jerry Butler (98/4)	1981 (Jan. 3, 1982 vs. Buff.)**
23.75	Paul Warfield (95/4)	1973 (Dec. 23, 1973 at Mia.)**
19.55	Jerry Rice (215/11)	1988 (Jan. 22, 1989 against S.F.)##
19.33	Marquez Valdes-Scantling (116/6)	2022 (Jan. 29, 2023 at K.C.)***

NOTE: Minimum 4 receptions.

RECEIVING TOUCHDOWNS

GAME	Player	Year
2	Ernest Givens	1990 (Jan. 6, 1991 vs. Hou. Oilers)*
2	Cooper Kupp	2021 (Feb. 13, 2022 against LARams)###
1	(many times)	

LONGEST RECEPTIONS

Player	Year
60 Antonio Brown from Ben Roethlisberger	2015 (Jan. 9, 2016 vs. Pitt.)*
54 Jerry Butler from Joe Ferguson	1981 (Jan. 3, 1982 vs. Buff.)**
54 Cedrick Wilson from Ben Roethlisberger	2005 (Jan. 8, 2006 vs. Pitt.)*
53-td Ed Hinton from Johnny Unitas	1970 (Dec. 26, 1970 at Balt. Colts)**
49 Wesley Walker from Richard Todd	1982 (Jan. 9, 1983 vs. NYJ)+

PUNTING

TOTAL PUNTS

GAME	Player	Year
7	Jay Feely	2009 (Jan. 9, 2010 vs. NYJ)*
7	Jordan Berry	2015 (Jan. 9, 2016 vs. Pitt.)*
6	(six times)	

PUNTING YARDS

GAME	Player	Year
293	Jordan Berry	2015 (Jan. 9, 2016 vs. Pitt.)*
271	John Kidd	1988 (Jan. 8, 1989 vs. Buff.)**
265	Ruben Rodriguez	1988 (Dec. 31, 1988 vs. Sea.)**
261	Johnny Hekker	2021 (Feb. 13, 2022 against LARams)###
259	Mike Scifres	2013 (Jan. 5, 2014 vs. S.D.)*

AVERAGE YARDS PER PUNT

GAME	Player	Year
52.25	Tommy Townsend	2021 (Jan. 30, 2022 at K.C.)***
51.50	Pat McAfee (206/4)	2014 (Jan. 4, 2015 at Ind.)*
50.20	Matt Turk (251/5)	2011 (Jan. 7, 2012 at Hou. Texans)*
46.25	Jim Miller (185/4)	1981 (Jan. 24, 1982 against S.F.)#
45.17	John Kidd (271/6)	1988 (Jan. 8, 1989 vs. Buff.)**

NOTE: Minimum 4 punts.

NET YARDS PER PUNT

GAME	Player	Year
42.20	Matt Turk	2011 (Jan. 7, 2012 at Hou. Texans)*
42.17	Mike Scifres	2013 (Jan. 5, 2014 vs. S.D.)*
41.75	Tommy Townsend	2021 (Jan. 30, 2022 at K.C.)***
41.50	Brett Kern	2021 (Jan. 22, 2022 at Tenn.)**
41.17	John Kidd	1988 (Jan. 8, 1989 vs. Buff.)**

NOTE: Minimum 4 punts.

INSIDE-20 PUNTS

GAME	Player	Year
3	Jay Feely	2009 (Jan. 9, 2010 vs. NYJ)*
3	Jordan Berry	2015 (Jan. 9, 2016 vs. Pitt.)*
3	Brett Kern	2021 (Jan. 22, 2022 at Tenn.)**
3	Johnny Hekker	2021 (Feb. 13, 2022 against LARams)###
3	Tommy Townsend	2022 (Jan. 29, 2023 at K.C.)***

LONGEST PUNTS

Player	Year
68 Pat McAfee	2014 (Jan. 4, 2015 at Ind.)*
59 Pat McAfee	2014 (Jan. 4, 2015 at Ind.)*
58 AJ Cole	2021 (Jan. 15, 2022 vs. L.V.)*
57 Tommy Townsend	2021 (Jan. 30, 2022 at K.C.)***
57 Tommy Townsend	2021 (Jan. 30, 2022 at K.C.)***

PUNT RETURNS

TOTAL PUNT RETURNS

GAME	Player	Year
7	Ron Gardin	1970 (Dec. 26, 1970 at Balt. Colts)**
5	Bobby Joe Edmonds	1988 (Dec. 31, 1988 vs. Sea.)**
5	Josh Cribbs	2014 (Jan. 4, 2015 at Ind.)*
4	Neal Colzie	1975 (Dec. 28, 1975 at Oak.)**
4	Brandon Powell	2021 (Feb. 13, 2022 against LARams)###

PUNT RETURN YARDS

GAME	Player	Year
64	Neal Colzie	1975 (Dec. 28, 1975 at Oak.)**
56	John Taylor	1988 (Jan. 22, 1989 against S.F.)##
40	Tim Brown	1990 (Jan. 13, 1991 at LARaid.)**
35	Josh Cribbs	2014 (Jan. 4, 2015 at Ind.)*
30	Bobby Joe Edmonds	1988 (Dec. 31, 1988 vs. Sea.)**

AVERAGE YARDS PER PUNT RETURN

GAME	Player	Year
18.67	John Taylor (56/3)	1988 (Jan. 22, 1989 against S.F.)##
16.00	Neal Colzie (64/4)	1975 (Dec. 28, 1975 at Oak.)**
14.50	Sky Moore (29/2)	2022 (Jan. 29, 2023 at K.C.)***
13.33	Tim Brown (40/3)	1990 (Jan. 13, 1991 at LARaid.)**
13.00	Jerricho Colchery (26/2)	2009 (Jan. 9, 2010 vs. NYJ)*
13.00	James Proche II (26/2)	2022 (Jan. 15, 2023 vs. Balt. Ravens)*

NOTE: Minimum 2 returns.

LONGEST PUNT RETURNS

Player	Year
45 John Taylor	1988 (Jan. 22, 1989 against S.F.)##
29 Sky Moore	2022 (Jan. 29, 2023 at K.C.)***
24 Neal Colzie	1975 (Dec. 28, 1975 at Oak.)**
20 Neal Colzie	1975 (Dec. 28, 1975 at Oak.)**
19 Gerald McNeil	1990 (Jan. 6, 1991 vs. Hou. Oilers)*

KICKOFF RETURNS

TOTAL KICKOFF RETURNS

GAME	Player	Year
4	Clarence Davis	1975 (Dec. 28, 1975 at Oak.)**
4	Robb Riddick	1981 (Jan. 3, 1982 vs. Buff.)**
4	James Brooks	1981 (Jan. 10, 1982 vs. S.D.)**
4	Nyheim Hines	2022 (Jan. 22, 2023 at Buff.)**
3	(five times)	

KICKOFF RETURN YARDS

GAME	Player	Year
93	Clarence Davis	1975 (Dec. 28, 1975 at Oak.)**
90	Nyheim Hines	2022 (Jan. 22, 2023 at Buff.)**
87	James Brooks	1981 (Jan. 10, 1982 vs. S.D.)**
73	Tyron Johnson	2021 (Jan. 15, 2022 vs. L.V.)*
68	Robb Riddick	1981 (Jan. 3, 1982 vs. Buff.)**
67	Josh Cribbs	2014 (Jan. 4, 2015 at Ind.)*

AVERAGE YARDS PER KICKOFF RETURN

GAME	Player	Year
33.50	Josh Cribbs (67/2)	2014 (Jan. 4, 2015 at Ind.)*
27.00	Brad Smith (54/2)	2009 (Jan. 9, 2010 vs. NYJ)*
24.33	Tyron Johnson	2021 (Jan. 15, 2022 vs. L.V.)*
24.00	Allen Pinkett (48/2)	1990 (Jan. 6, 1991 vs. Hou. Oilers)*
23.50	Danieal Manning (47/2)	2012 (Jan. 5, 2013 at Hou. Texans)*

NOTE: Minimum 2 returns.

LONGEST KICKOFF RETURNS

Player	Year
38 Josh Cribbs (67/2)	2014 (Jan. 4, 2015 at Ind.)*
37 Clarence Davis	1975 (Dec. 28, 1975 at Oak.)**
37 Allen Pinkett	1990 (Jan. 6, 1991 vs. Hou. Oilers)*
36 James Brooks	1981 (Jan. 10, 1982 vs. S.D.)**
36 Ike Taylor	2005 (Jan. 8, 2006 vs. Pitt.)*

INTERCEPTIONS

TOTAL INTERCEPTIONS

GAME	Player	Year
2	Johnny Lynn	1982 (Jan. 9, 1983 vs. NYJ)+
1	(many times)	

INTERCEPTION RETURN YARDS

GAME	Player	Year
98	Darrol Ray	1982 (Jan. 9, 1983 vs. NYJ)+
40	Johnny Lynn	1982 (Jan. 9, 1983 vs. NYJ)+
35	Antwon Blake	2015 (Jan. 9, 2016 vs. Pitt.)*
30	Shareece Wright	2013 (Jan. 5, 2014 vs. S.D.)*
29	J.J. Watt	2011 (Jan. 7, 2012 at Hou. Texans)*

LONGEST INTERCEPTION RETURNS

Player	Year
98-td Darrol Ray	1982 (Jan. 9, 1983 vs. NYJ)+
35 Antwon Blake	2015 (Jan. 9, 2016 vs. Pitt.)*
30 Shareece Wright	2013 (Jan. 5, 2014 vs. S.D.)*
29-td J.J. Watt	2011 (Jan. 7, 2012 at Hou. Texans)*
27 Dwight Hicks	1981 (Jan. 24, 1982 against S.F.)#

SACKS

TOTAL SACKS

GAME	Player	Year
3	Ted Hendricks	1975 (Dec. 28, 1975 at Oak.)**
3	Greg Townsend	1990 (Jan. 13, 1991 at LARaid.)**
3	Jeffery Simmons	2021 (Jan. 22, 2022 at Tenn.)**
2	(six times)	

OPPONENTS POSTSEASON TEAM RECORDS

KEY

- * AFC Wild Card Playoff
- ** AFC Divisional Playoff
- *** AFC Championship
- + AFC First-Round Playoff (Super Bowl Tournament)
- # Super Bowl XVI (at Pontiac, Mich.)
- ## Super Bowl XXIII (at Miami, Fla.)
- ### Super Bowl LVI (at Inglewood, Calif.)

NOTES: The years listed are the seasons in which playoff berths were earned, not the calendar years in which playoff games were played. Career records list only those seasons in which players played in the playoffs.

SCORING

POINTS SCORED

GAME	44	1982 (Jan. 9, 1983 vs. NYJ)+
HALF	24	1982 (Jan. 9, 1983 vs. NYJ)+2nd half
QUARTER	21	1982 (Jan. 9, 1983 vs. NYJ)+4th quarter

TOUCHDOWNS

GAME	5	1982 (Jan. 9, 1983 vs. NYJ)+
HALF	3	1973 (Dec. 23, 1973 at Mia.)**1st half
	3	1982 (Jan. 9, 1983 vs. NYJ)+2nd half
	3	2021 (Jan. 30, 2022 at K.C.)***1st half

RUSHING TOUCHDOWNS

GAME	2	1973 (Dec. 23, 1973 at Mia.)**
	2	1981 (Jan. 3, 1982 vs. Buff.)**
	2	1982 (Jan. 9, 1983 vs. NYJ)+
	2	2009 (Jan. 9, 2010 vs. NYJ)*
	2	2011 (Jan. 7, 2012 at Hou. Texans)*
	2	2013 (Jan. 5, 2014 vs. S.D.)*
HALF	2	1973 (Dec. 23, 1973 at Mia.)**1st half
	2	1982 (Jan. 9, 1983 vs. NYJ)+2nd half

PASSING TOUCHDOWNS

GAME	3	1975 (Dec. 28, 1975 at Oak.)**
	3	2005 (Jan. 8, 2006 vs. Pitt.)*
	3	2021 (Jan. 30, 2022 at K.C.)***
	3	2021 (Feb. 13, 2022 against LARams)###
HALF	3	2021 (Jan. 30, 2022 at K.C.)***1st half

FIELD GOALS

GAME	4	1981 (Jan. 24, 1982 against S.F.)#
	4	2012 (Jan. 5, 2013 at Hou. Texans)*
	4	2014 (Jan.4, 2015 at Ind.)*
	4	2015 (Jan. 9, 2016 vs. Pitt.)*
	4	2021 (Jan. 15, 2022 vs. L.V.)*
HALF	3	2012 (Jan. 5, 2013 at Hou. Texans)*1st half

OFFENSE

FIRST DOWNS

GAME	27	1973 (Dec. 23, 1973 at Mia.)**
	27	1975 (Dec. 28, 1975 at Oak.)**
	27	1982 (Jan. 9, 1983 vs. NYJ)+
HALF	18	2021 (Jan. 30, 2022 at K.C.)***1st half

TOTAL NET YARDS

GAME	517	1982 (Jan. 9, 1983 vs. NYJ)+
HALF	292	2021 (Jan. 30, 2022 at K.C.)***1st half

NET YARDS RUSHING

GAME	241	1973 (Dec. 23, 1973 at Mia.)**
HALF	155	1982 (Jan. 9, 1983 vs. NYJ)+2nd half

RUSHING ATTEMPTS

GAME	52	1973 (Dec. 23, 1973 at Mia.)**
HALF	26	1973 (Dec. 23, 1973 at Mia.)**1st half
	26	1973 (Dec. 23, 1973 at Mia.)**2nd half
	26	1975 (Dec. 28, 1975 at Oak.)**1st half

NET YARDS PASSING

GAME	368	2014 (Jan.4, 2015 at Ind.)*
HALF	238	1988 (Jan. 22, 1989 against S.F.)##2nd half

PASSING ATTEMPTS

GAME	54	2021 (Jan. 15, 2022 vs. L.V.)*
HALF	37	1988 (Dec. 31, 1988 vs. Sea.)**2nd half

COMPLETIONS

GAME	31	2014 (Jan.4, 2015 at Ind.)*
HALF	19	2012 (Jan. 5, 2013 at Hou. Texans)*1st half

PASSES HAD INTERCEPTED

GAME	3	1988 (Jan. 8, 1989 vs. Buff.)***
	3	2021 (Jan. 22, 2022 at Tenn.)**
HALF	2	1981 (Jan. 3, 1982 vs. Buff.)**1st half
	2	1981 (Jan. 10, 1982 vs. S.D.)***1st half
	2	1988 (Jan. 8, 1989 vs. Buff.)***1st half
	2	2021 (Jan. 22, 2022 at Tenn.)**2nd half

SACKS ALLOWED

GAME	4	1988 (Jan. 22, 1989 against S.F.)##
	4	2015 (Jan. 9, 2016 vs. Pitt.)*
	4	2021 (Jan. 30, 2022 at K.C.)***
HALF	4	2021 (Jan. 30, 2022 at K.C.)***2nd half

DEFENSE

FEWEST POINTS ALLOWED

GAME	0	1970 (Dec. 26, 1970 at Balt. Colts)**
HALF	0	(nine times)

FEWEST FIRST DOWNS ALLOWED

GAME	7	1970 (Dec. 26, 1970 at Balt. Colts)**
HALF	2	1970 (Dec. 26, 1970 at Balt. Colts)**1st half
	2	2015 (Jan. 9, 2016 vs. Pitt.)*1st half

FEWEST TOTAL NET YARDS ALLOWED

GAME	139	1970 (Dec. 26, 1970 at Balt. Colts)**
HALF	21	1970 (Dec. 26, 1970 at Balt. Colts)**1st half

FEWEST NET YARDS RUSHING ALLOWED

GAME	51	2022 (Jan. 15, 2023 vs. Balt. Ravens)*
HALF	7	2021 (Jan. 22, 2022 at Tenn.)**1st half

FEWEST NET YARDS PASSING ALLOWED

GAME	58	1990 (Jan. 13, 1991 at LARaid.)*
HALF	-6	2012 (Jan. 5, 2013 at Hou. Texans)*1st half

INTERCEPTIONS

GAME	3	1982 (Jan. 9, 1983 vs. NYJ)+
	3	2011 (Jan. 7, 2012 at Hou. Texans)*
HALF	2	1982 (Jan. 9, 1983 vs. NYJ)+2nd half
	2	1988 (Jan. 8, 1989 vs. Buff.)***1st half
	2	2005 (Jan. 8, 2006 vs. Pitt.)*2nd half
	2	2011 (Jan. 7, 2012 at Hou. Texans)*2nd half
	2	2013 (Jan. 5, 2014 vs. S.D.)*2nd half

SACKS

GAME	9	2021 (Jan. 22, 2022 at Tenn.)**
HALF	6	2021 (Feb. 13, 2022 against LARams)###2nd half

MISCELLANEOUS

MOST PENALTIES INCURRED

GAME	12	1982 (Jan. 9, 1983 vs. NYJ)+
HALF	7	1982 (Jan. 9, 1983 vs. NYJ)+2nd half

MOST PENALTY YARDS INCURRED

GAME	142	2015 (Jan. 9, 2016 vs. Pitt.)*
HALF	87	2015 (Jan. 9, 2016 vs. Pitt.)*2nd half

MOST TIME OF POSSESSION

GAME	38:49	2012 (Jan. 5, 2013 at Hou. Texans)*
HALF	22:53	2012 (Jan. 5, 2013 at Hou. Texans)*1st half

NOTE: Time of possession was not recorded until 1977, and thus is not available for the Bengals' 1970, '73 and '75 playoff games.

ALL-TIME POSTSEASON STATISTICS

ALL-TIME POSTSEASON RECORD: 10-16

DATE	W-L	SCORE	OPPONENT	ATTENDANCE
12-26-70**	L	0-17	at Baltimore	51,127
12-23-73**	L	16-34	at Miami	74,770
12-28-75**	L	28-31	at Oakland	53,039
1-3-82**	W	28-21	BUFFALO	55,420
1-10-82***	W	27-7	SAN DIEGO	46,302
1-24-82#	L	21-26	VS. SAN FRANCISCO	81,270
1-9-83+	L	17-44	N.Y. JETS	57,560
12-31-88**	W	21-13	SEATTLE	58,560
1-8-89***	W	21-10	BUFFALO	59,747
1-22-89##	L	16-20	vs. San Francisco	75,129
1-6-91*	W	41-14	HOUSTON	60,012
1-13-91**	L	10-20	at L.A. Raiders	92,045
1-8-06*	L	17-31	PITTSBURGH	65,870
1-9-10*	L	14-24	N.Y. JETS	63,686
1-7-12*	L	10-31	at Houston	71,725
1-5-13*	L	13-19	at Houston	71,738
1-5-14*	L	10-27	SAN DIEGO	62,277
1-4-15*	L	10-26	at Indianapolis	63,385
1-9-16*	L	16-18	PITTSBURGH	63,257
1-15-22*	W	26-19	LAS VEGAS	66,277
1-22-22**	W	19-16	at Tennessee	69,242
1-30-22***	W	27-24 (OT)	at Kansas City	73,377
2-13-22###	L	20-23	VS. L.A. RAMS	70,048
1-15-23*	W	24-17	BALTIMORE	66,399
1-22-23**	W	27-10	at Buffalo	70,733
1-29-23***	L	20-23	at Kansas City	73,426

- * AFC Wild Card Playoff
- ** AFC Divisional Playoff
- *** AFC Championship
- # AFC First-Round Playoff (Super Bowl Tournament)
- ## Super Bowl XVI (at Pontiac Silverdome in Pontiac, Mich.)
- ### Super Bowl XXIII (at Joe Robbie Stadium in Miami, Fla.)
- #### Super Bowl LVI (at SoFi Stadium in Inglewood, Calif.)

TEAM STATISTICS		BENGALS	OPPONENTS
TOTAL FIRST DOWNS		484	522
Rushing		190	194
Passing		255	291
Penalty		39	37
3rd Down: Made-Att.		137-335	128-323
3rd Down Pct.		40.9	39.6
4th Down: Made-Att.		11-25	10-19
4th Down Pct.		44.0	52.6
POSSESSION AVG.		(NA)	(NA)
TOTAL NET YARDS		7669	9129
Avg. Per Game		295.0	351.1
Total Plays		1595	1639
Avg. Per Play		4.8	5.6
NET YARDS RUSHING		2878	3512
Avg. Per Game		110.7	135.1
Total Rushes		685	793
NET YARDS PASSING		4791	5617
Avg. Per Game		184.3	216.0
Sacked-Yards Lost		89-575	45-326
Gross Yards		5366	5943
Att.-Completions		821-495	801-483
Completion Pct.		60.3	60.3
Had Intercepted		24	27
PUNTS-AVG.		115-42.9	104-42.9
Net Punting Avg.		37.8	37.3
PENALTIES-YARDS		127-1099	141-1249
FUMBLES-BALLS LOST		34-14	31-14
TOUCHDOWNS		55	62
Rushing		24	20
Passing		27	40
Returns		4	2

SCORE BY PERIODS	1	2	3	4	OTPTS	
BENGALS	135	136	107	118	3	499
OPPONENTS	81	204	134	146	0	565

PASSING	ATT	CMP	YDS	CMP%	YDS/ATT	TD	TD%	INT	INT%	LG	SKD-YDS	RAT
Joe Burrow	251	169	1826	67.3	7.27	9	3.6	4	1.6	75t	29-197	93.8
Ken Anderson	166	110	1321	66.3	7.96	9	5.4	6	3.6	53	21-116	93.5
Boomer Esiason	99	51	600	51.5	6.06	4	4.0	3	3.0	46	14-104	71.1
AJ McCarron	41	23	212	56.1	5.17	1	2.4	1	2.4	25t	3-24	68.3
Carson Palmer	37	19	212	51.4	5.73	1	2.7	1	2.7	66	3-36	66.5
Jon Kitna	40	24	197	60.0	4.93	1	2.5	2	5.0	24	4-20	60.1
Andy Dalton	158	88	873	55.7	5.53	1	0.6	6	3.8	49	12-61	57.8
Virgil Carter	20	7	64	35.0	3.20	0	0.0	1	5.0	16	3-17	23.8
Joe Mixon	1	1	6	100.0	6.00	1	100.0	0	0.0	6t	0-0	131.3
Jack Thompson	1	1	14	100.0	14.00	0	0.0	0	0.0	14	0-0	118.8
Sam Wyche	1	1	29	100.0	29.00	0	0.0	0	0.0	29	0-0	118.8
Turk Schonert	1	0	0	—	—	0	—	0	—	—	0-0	39.6
Erik Wilhelm	5	1	12	20.0	2.40	0	0.0	0	0.0	12	0-0	39.6
BENGALS	821	495	5366	60.3	6.54	27	3.3	24	2.9	75t	89-575	78.3
OPPONENTS	801	483	5943	60.3	7.42	40	5.0	27	3.4	60	45-326	85.8

SCORING	TD	TD-R	TD-P	TD-Rt	PAT	FG	S	PTS
Evan McPherson	0	0	0	0	12-13	19-19	0	69
Jim Breech	0	0	0	0	25-25	9-11	0	52
Ickey Woods	4	4	0	0	—	—	0	24
Tee Higgins	3	0	3	0	—	—	0	20
Ja'Marr Chase	3	0	3	0	—	—	0	18
Dan Ross	3	0	3	0	—	—	0	18
Mike Nugent	0	0	0	0	4-4	4-5	0	16
Charles Alexander	2	2	0	0	—	—	0	12
Cedric Benson	2	2	0	0	—	—	0	12
Isaac Curtis	2	0	2	0	—	—	0	12
Jeremy Hill	2	2	0	0	—	—	0	12
Stanford Jennings	2	0	1	1	—	—	0	12
Pete Johnson	2	2	0	0	—	—	0	12
Joe Mixon	2	2	0	0	—	—	0	12
Samaje Perine	2	1	1	0	—	—	0	12
Stanley Wilson	2	2	0	0	—	—	0	12
Horst Muhlmann	0	0	0	0	1-1	3-4	0	10
Josh Brown	0	0	0	0	1-1	2-2	0	7
Shayne Graham	0	0	0	0	4-4	1-3	0	7
Ken Anderson	1	1	0	0	—	—	0	6
Eric Ball	1	1	0	0	—	—	0	6
Don Bass	1	0	1	0	—	—	0	6
Tyler Boyd	1	0	1	0	—	—	0	6
James Brooks	1	0	1	0	—	—	0	6
Joe Burrow	1	1	0	0	—	—	0	6
Laveranues Coles	1	0	1	0	—	—	0	6
Cris Collinsworth	1	0	1	0	—	—	0	6
Neal Craig	1	0	1	0	—	—	0	6
Lenvil Elliott	1	0	0	0	—	—	0	6
Boomer Esiason	1	1	0	0	—	—	0	6
Stan Fritts	1	0	0	0	—	—	0	6
A.J. Green	1	0	1	0	—	—	0	6
Harold Green	1	0	1	0	—	—	0	6
Jermaine Gresham	1	0	1	0	—	—	0	6
Leon Hall	1	0	1	0	—	—	0	6
M.L. Harris	1	0	1	0	—	—	0	6
T.J. Houshmandzadeh	1	0	1	0	—	—	0	6
Sam Hubbard	1	0	0	1	—	—	0	6
Hayden Hurst	1	0	1	0	—	—	0	6
Rudi Johnson	1	1	0	0	—	—	0	6
Charlie Joiner	1	0	1	0	—	—	0	6
Eric Kattus	1	0	1	0	—	—	0	6
C.J. Uzomah	1	0	1	0	—	—	0	6
Dave Green	0	0	0	0	4-4	0-0	0	4
Trent Taylor	0	0	0	0	—	—	0	2
BENGALS	55	24	27	4	51-52	38-44	0	499
OPPONENTS	62	20	40	2	58-59	45-54	0	565

****Two-point conversions:** Tee Higgins 1, Trent Taylor 1.
BENGALS 2-3 (0-1 R, 2-2 P), OPPONENTS 0-3 (0-1 R, 0-2 P).

Sacks-yards: Sam Hubbard 4-31, Jason Buck 4-22, Trey Hendrickson 3.5-33.5, Reggie Williams 3-21, David Grant 3-17, B.J. Hill 2.5-20.5, Geno Atkins 2.5-9, Reggie Nelson 2-17, Vonn Bell 2-10, Vontaze Burfict 1.5-15, Bob Brown 1-14, Jim Skow 1-10, Carl Zander 1-10, Ross Browner 1-9, Royce Berry 1-8, Steve Chomyszak 1-8, Mike Hilton 1-8, Eddie Edwards 1-7, David Fulcher 1-6, David Pollack 1-6, DJ Reader 1-6, Bo Harris 1-5, Cam Sample 1-0, Carlos Dunlap 0.5-5.5, Pat Sims 0.5-5.5, Margus Hunt 0.5-4, Chris Crocker 0.5-3, (team) 2-15.
BENGALS 45-326, OPPONENTS 89-575.

Fumbles-lost: Andy Dalton 4-2, Boomer Esiason 3-1, AJ McCarron 3-1, Giovanni Bernard 2-2, Archie Griffin 2-2, Cris Collinsworth 2-1, Ira Hillary 2-1, Laveranues Coles 1-1, Jeremy Hill 1-1, Hayden Hurst 1-1, Dan Ross 1-1, Lyle Blackwood 1-0, Rickey Dixon 1-0, David Fulcher 1-0, Stanford Jennings 1-0, Pete Johnson 1-0, Jon Kitna 1-0, Carson Palmer 1-0, Lemar Parrish 1-0, Brad St. Louis 1-0, Brandon Tate 1-0, Trent Taylor 1-0, David Verser 1-0. BENGALS 34-14, OPPONENTS 31-14.

RUSHING	ATT	YDS	AVG	LG	TD
Joe Mixon	106	425	4.0	23	2
Ickey Woods	89	391	4.4	30	4
Pete Johnson	61	187	3.1	14	2
Cedric Benson	28	183	6.5	47t	2
James Brooks	43	145	3.4	26	0
Charles Alexander	34	125	3.7	20t	2
Ken Anderson	19	112	5.9	22	1
BenJarvus Green-Ellis	19	105	5.5	29	0
Boomer Esiason	19	105	5.5	29	1
Joe Burrow	26	101	3.9	21	1
Jeremy Hill	25	97	3.9	38	2
Andy Dalton	16	92	5.8	16	0
Boobie Clark	15	86	5.7	15	0
Giovani Bernard	21	79	3.8	14	0
Stanley Wilson	12	74	6.2	20	2
Samaje Perine	17	60	3.5	11	1
Rudi Johnson	13	56	4.3	20t	1
Harold Green	11	55	5.0	12	0
Eric Ball	12	47	3.9	14	1
Lenvil Elliott	11	40	3.6	9	1
Brian Leonard	4	36	9.0	19	0
Ja'Marr Chase	7	35	5.0	15	0
Stanford Jennings	9	31	3.4	10	0
Rex Burkhead	2	27	13.5	23	0
Archie Griffin	5	25	5.0	8	0
Jon Kitna	4	25	6.3	12	0
Paul Robinson	5	25	5.0	9	0
Essex Johnson	7	17	2.4	14	0
Virgil Carter	2	16	8.0	9	0
Stan Fritts	6	14	2.3	6	1
Chris Evans	2	13	6.5	9	0
Jess Phillips	10	12	1.2	4	0
Bernard Scott	6	11	1.8	4	0
Dave Lewis	3	10	3.3	9	0
AJ McCarron	5	9	1.8	6	0
Tyler Boyd	1	3	3.0	3	0
Chris Perry	2	3	1.5	2	0
Cris Collinsworth	1	2	2.0	2	0
Carson Palmer	1	2	2.0	2	0
Kyle Larson	1	0	0.0	0	0
Ed Williams	1	0	0.0	0	0
Isaac Curtis	1	-1	-1.0	-1	0
Erik Wilhelm	3	-2	-0.7	0	0
BENGALS	685	2878	4.2	47t	24
OPPONENTS	793	3512	4.4	58t	20

(All-time postseason statistics, continued)

RECEIVING						INTERCEPTIONS						KICKOFF RETURNS						
REC	YDS	AVG	LG	TD		NO	YDS	AVG	LG	TD		NO	YDS	AVG	LG	TD		
Ja'Marr Chase	45	588	13.1	57	3	David Fulcher	3	54	18.0	43	0	Bernard Scott	2	74	37.0	56	0	
Tee Higgins	31	457	14.7	75t	3	Ken Riley	3	34	11.3	34	0	Stanford Jennings	8	240	30.0	93t	1	
Dan Ross	28	333	11.9	26	3	Eric Thomas	2	26	13.0	26	0	Brandon Tate	7	193	27.6	43	0	
Joe Mixon	26	157	6.0	21	0	Jessie Bates III	2	0	0.0	0	0	Adam Jones	9	233	25.9	34	0	
Cris Collinsworth	21	354	16.9	53	1	Neal Craig	1	45	45.0	45t	1	Tab Perry	5	119	23.8	32	0	
Tyler Boyd	21	199	9.5	24	1	Bobby Kemp	1	24	24.0	24	0	Chris Evans	9	211	23.4	32	0	
A.J. Green	18	232	12.9	45	1	Leon Hall	1	21	21.0	21t	1	Trayveon Williams	4	93	23.3	29	0	
Giovani Bernard	17	121	7.1	17	0	Mike Hilton	1	19	19.0	19	0	Rodney Tate	1	22	22.0	22	0	
Marvin Jones	15	196	13.1	49	0	Bo Harris	1	16	16.0	16	0	Eric Ball	2	42	21.0	28	0	
C.J. Uzomah	15	146	9.7	32	1	Vonn Bell	1	5	5.0	5	0	Bernard Jackson	3	60	20.0	25	0	
Jermaine Gresham	14	117	8.4	16	1	B.J. Hill	1	3	3.0	3	0	James Brooks	2	38	19.0	23	0	
Isaac Curtis	13	184	14.2	32t	2	Germaine Pratt	1	2	2.0	2	0	Brian Leonard	3	54	18.0	25	0	
Hayden Hurst	13	141	10.8	23	1	Chidobe Awuzie	1	1	1.0	1	0	Lenvil Elliott	1	18	18.0	18	0	
Samaje Perine	12	82	6.8	41t	1	Louis Breeden	1	0	0.0	0	0	Trent Taylor	1	18	18.0	16	0	
Rodney Holman	11	184	16.7	46	0	Vontaze Burfict	1	0	0.0	0	0	David Verser	17	302	17.8	40	0	
Lenvil Elliott	10	62	6.2	16	0	Tommy Casanova	1	0	0.0	0	0	Lemar Parrish	2	35	17.5	25	0	
Pete Johnson	9	52	5.8	14	0	Akeem Davis-Gaither	1	0	0.0	0	0	Ron Lamb	1	17	17.0	17	0	
Eddie Brown	8	87	10.9	23	0	Cam Taylor-Britt	1	0	0.0	0	0	Cedric Peerman	2	33	16.5	23	0	
Brian Leonard	8	43	5.4	16	0	Solomon Wilcotts	1	0	0.0	0	0	Paul Robinson	2	29	14.5	24	0	
Chip Myers	7	133	19.0	37	0	Logan Wilson	1	0	0.0	0	0	Eddie Brown	1	12	12.0	12	0	
Mohamed Sanu	7	61	8.7	13	0	Lewis Billups	1	-3	-3.0	-3	0	Ira Hillary	3	24	8.0	13	0	
Tim McGee	7	60	8.6	19	0	BENGALS	27	247	9.1	45t	2	Trenton Irwin	1	8	8.0	8	0	
Steve Kreider	6	119	19.8	42	0	OPPONENTS	24	416	17.3	98t	2	Kevin Walter	1	8	8.0	8	0	
Chad Johnson	6	87	14.5	24	0	PUNTING						Guy Frazier	1	0	0.0	0	0	
James Brooks	6	84	14.0	22	1	Kevin Huber	42	1879	44.7	41.3	1	14	62	0	0	0	0	
Boobie Clark	6	56	9.3	26	0	Drue Chrisman	9	420	46.7	39.2	0	3	54	0	0	0	0	
Laveranues Coles	6	48	8.0	13	1	Lee Johnson	25	1111	44.4	38.6	0	8	64	0	0	0	0	
Andrew Hawkins	6	43	7.2	10	0	Pat McInally	12	487	40.6	37.0	1	2	60	0	0	0	0	
Charles Alexander	6	38	6.3	16	0	Kyle Larson	3	131	43.7	36.7	0	0	51	0	0	0	0	
Chris Perry	6	11	1.8	6	0	Dave Lewis	15	567	37.8	34.2	1	1	53	0	0	0	0	
Charlie Joiner	5	93	18.6	28	1	Zoltan Mesko	3	118	39.3	32.7	1	2	50	0	0	0	0	
Kevin Walter	5	73	14.6	24	0	Dave Green	6	215	35.8	21.8	1	0	44	0	0	0	0	
Tyler Eifert	5	58	11.6	18	0	BENGALS	115	4928	42.9	37.8	5	33	64	0	0	0	0	
Rex Burkhead	4	39	9.8	26	0	OPPONENTS	104	4458	42.9	37.3	7	31	68	0	0	0	0	
T.J. Houshmandzadeh	4	25	6.3	8	1	PUNT RETURNS												
Cedric Benson	4	10	2.5	5	0	Rico Murray	1	0	23	23.0	23	0						
Ryan Hewitt	3	37	12.3	14	0	Tommy Casanova	1	0	15	15.0	15	0						
Jerome Simpson	3	33	11.0	16	0	Mitchell Price	3	0	42	14.0	34	0						
Bernard Scott	3	29	9.7	11	0	Mike Fuller	5	2	62	12.4	27	0						
Jeremy Hill	3	27	9.0	13	0	Trent Taylor	11	8	115	10.5	20	0						
Quan Cosby	3	26	8.7	14	0	Adam Jones	3	1	25	8.3	24	0						
Stanford Jennings	3	23	7.7	12	1	Keiwan Ratliff	2	0	15	7.5	8	0						
Jim Riggs	3	18	6.0	13	0	Ira Hillary	6	1	43	7.2	16	0						
Ickey Woods	3	18	6.0	9	0	Lyle Blackwood	1	0	7	7.0	7	0						
Archie Griffin	3	14	4.7	6	0	Brandon Tate	10	6	67	6.7	19	0						
M.L. Harris	2	28	14.0	20	1	Lemar Parrish	3	1	17	5.7	11	0						
Andre Caldwell	2	25	12.5	13	0	Ray Horton	1	0	5	5.0	5	0						
Ryan Whalen	2	24	12.0	20	0	Rickey Dixon	1	0	0	0.0	0	0						
Trenton Irwin	2	19	9.5	13	0	Quan Cosby	0	3	0	—	—	0						
Eric Kattus	2	19	9.5	10	1	Speedy Thomas	0	2	0	—	—	0						
Mitchell Wilcox	2	19	9.5	10	0	BENGALS	48	24	436	9.1	34	0						
Harold Green	2	15	7.5	13	1	OPPONENTS	60	26	481	8.0	45	0						
Bruce Coslet	2	14	7.0	9	0													
Rudi Johnson	2	14	7.0	11	0													
Jess Phillips	2	12	6.0	6	0													
Matt Schobel	2	11	5.5	8	0													
BenJarvus Green-Ellis	2	-9	-4.5	-3	0													
Chris Henry	1	66	66.0	66	0													
Donald Lee	1	36	36.0	36	0													
Ira Hillary	1	17	17.0	17	0													
Mike D. Thomas	1	17	17.0	17	0													
Mike Barber	1	12	12.0	12	0													
Speedy Thomas	1	9	9.0	9	0													
Kevin Brock	1	7	7.0	7	0													
Essex Johnson	1	6	6.0	6	0													
Reggie Kelly	1	4	4.0	4	0													
Drew Sample	1	4	4.0	4	0													
Don Bass	1	3	3.0	3t	1													
Chris Evans	1	3	3.0	3	0													
Bob Trumpy	1	-7	-7.0	7	0													
BENGALS	495	5366	10.8	75t	27													
OPPONENTS	483	5943	12.3	60	40													

* NOTE: It is not possible to accurately list all-time postseason possession averages because time of possession was not recorded until 1977. Postseason possession averages after 1977 are listed in the year-by-year breakdowns on the following pages.

** NOTE: The Bengals' and their opponents' two-point conversion totals listed here were recorded in 2005 and thereafter. Prior to that season, all of the Bengals' playoff appearances had occurred in years in which the two-point conversion did not exist. The two-point conversion, which existed in the AFL when the Bengals were members in 1968 and '69, was not instituted in the NFL until '94.

*** NOTE: It is not possible to accurately list all-time postseason defensive statistics because the three types of defensive statistics — defense, special teams and miscellaneous — were combined through 1987, but separated in '88 and thereafter. Defensive statistics are, however, listed in each of the year-by-year breakdowns on the following pages. All defensive statistics on the following pages are press box statistics produced at the games.

1970 POSTSEASON STATISTICS

POSTSEASON RECORD: 0-1

HEAD COACH: PAUL BROWN
REGULAR-SEASON RECORD: 8-6
 (1ST IN AFC CENTRAL)

DATE	W-L	SCORE	OPPONENT	ATTENDANCE
12-26-70**	L	0-17	at Baltimore	51,127

** AFC Divisional Playoff

TEAM STATISTICS	BENGALS	OPPONENTS
TOTAL FIRST DOWNS	7	15
Rushing	2	12
Passing	5	3
Penalty	0	0
3rd Down: Made-Att	3-14	6-14
3rd Down: Pct.	21.4	42.9
4th Down: Made-Att	0-1	0-0
4th Down: Pct.	0.0	—
POSSESSION AVG.	(*NA)	(*NA)
TOTAL NET YARDS	139	299
Avg. Per Game	139.0	299.0
Total Plays	46	66
Avg. Per Play	3.0	4.5
NET YARDS RUSHING	63	170
Avg. Per Game	63.0	170.0
Total Rushes	22	47
NET YARDS PASSING	76	129
Avg. Per Game	76.0	129.0
Sacked-Yards Lost	3-17	2-16
Gross Yards	93	145
Att.-Completions	21-8	17-6
Completion Pct.	38.1	35.3
Had Intercepted	1	0
PUNTS-AVG.	8-39.1	6-38.3
Net Punting Avg.	35.6	37.3
PENALTIES-YARDS	1-5	6-63
FUMBLES-BALLS LOST	1-0	0-0
TOUCHDOWNS	0	2
Rushing	0	0
Passing	0	2
Returns	0	0

SCORE BY PERIODS	1	2	3	4	OT	PTS
BENGALS	0	0	0	0	0	0
OPPONENTS	7	3	0	7	0	17

SCORING	TD	TD-R	TD-P	TD-Rt	PAT	FG	S	PTS
(none)	0	0	0	0	0-0	0-0	0	0
BENGALS	0	0	0	0	0-0	0-1	0	0
OPPONENTS	2	0	2	0	2-2	1-3	0	17

Two-point conversions: (NA**).

Fumbles-lost: Lemar Parrish 1-0. BENGALS 1-0, OPPONENTS 0-0.

PASSING	ATT	CMP	YDS	CMP%	YDS/ATT	TD	TD%	INT	INT%	LG	SKD-YDS	RAT
Virgil Carter	20	7	64	35.0	3.20	0	0.0	1	5.0	16	3-17	23.8
Sam Wyche	1	1	29	100.0	29.00	0	0.0	0	0.0	29	0-0	118.8
BENGALS	21	8	93	38.1	4.43	0	0.0	1	4.8	29	3-17	32.4
OPPONENTS	17	6	145	35.3	8.53	2	11.8	0	0.0	53	2-16	106.3

RUSHING	ATT	YDS	AVG	LG	TD
Paul Robinson	5	25	5.0	9	0
Virgil Carter	2	16	8.0	9	0
Jess Phillips	10	12	1.2	4	0
Dave Lewis	3	10	3.3	9	0
Essex Johnson	2	0	0.0	3	0
BENGALS	22	63	2.9	9	0
OPPONENTS	47	170	3.6	17	0

RECEIVING	REC	YDS	AVG	LG	TD
Chip Myers	4	66	16.5	29	0
Jess Phillips	2	12	6.0	6	0
Speedy Thomas	1	9	9.0	9	0
Essex Johnson	1	6	6.0	6	0
BENGALS	8	93	11.6	29	0
OPPONENTS	6	145	24.2	53	2

INTERCEPTIONS	NO	YDS	AVG	LG	TD
(none)	0	0	—	—	0
BENGALS	0	0	—	—	0
OPPONENTS	1	0	0.0	0	0

PUNTING	NO	YDS	AVG	NET	TB	IN-20	LG	BLK
Dave Lewis	8	313	39.1	35.6	0	1	53	0
BENGALS	8	313	39.1	35.6	0	1	53	0
OPPONENTS	6	230	38.3	37.3	0	0	45	0

PUNT RETURNS	NO	FC	YDS	AVG	LG	TD
Lemar Parrish	2	1	6	3.0	3	0
Speedy Thomas	0	2	0	—	—	0
BENGALS	2	3	6	3.0	3	0
OPPONENTS	7	0	28	4.0	10	0

KICKOFF RETURNS	NO	YDS	AVG	LG	TD
Paul Robinson	2	29	14.5	24	0
Ron Lamb	1	17	17.0	17	0
BENGALS	3	46	15.3	24	0
OPPONENTS	1	0	0.0	0	0

FIELD GOALS	1-19	20-29	30-39	40-49	50+
Horst Muhlmann	0-0	0-0	0-0	0-0	0-1
BENGALS	0-0	0-0	0-0	0-0	0-1
OPPONENTS	0-0	0-0	0-0	1-2	0-1

Horst Muhlmann: (50B).

Opponents: (50B, 44G, 44WR).

DEFENSE***	ST	AT	TT	SKS-YDS	INT-YDS	PD	^FF	FR-YDS
Bill Bergey	7	7	14	0-0	0-0	0	(*NA)	0-0
Steve Chomyszak	5	6	11	1-8	0-0	1	(*NA)	0-0
Ken Avery	5	4	9	0-0	0-0	0	(*NA)	0-0
Al Beauchamp	6	2	8	0-0	0-0	0	(*NA)	0-0
Royce Berry	4	4	8	1-8	0-0	1	(*NA)	0-0
Ken Dyer	3	5	8	0-0	0-0	0	(*NA)	0-0
Mike Reid	6	1	7	0-0	0-0	0	(*NA)	0-0
Ron Carpenter	4	2	6	0-0	0-0	0	(*NA)	0-0
Lemar Parrish	4	0	4	0-0	0-0	1	(*NA)	0-0
Fletcher Smith	3	0	3	0-0	0-0	0	(*NA)	0-0
Nick Roman	2	1	3	0-0	0-0	0	(*NA)	0-0
Martin Baccaglio	2	0	2	0-0	0-0	0	(*NA)	0-0
Ron Lamb	1	1	2	0-0	0-0	0	(*NA)	0-0
John Guillory	1	0	1	0-0	0-0	0	(*NA)	0-0
Essex Johnson	1	0	1	0-0	0-0	0	(*NA)	0-0
Bill Peterson	1	0	1	0-0	0-0	0	(*NA)	0-0
Ken Riley	0	1	1	0-0	0-0	2	(*NA)	0-0

BLOCKED KICKS	BP	BFG	BXP
Bill Bergey	0	1	0

* NOTE: Time of possession was not recorded until 1977.

** NOTE: The two-point conversion was not instituted in the NFL until 1994.

*** NOTE: It was not standard practice to separate the three types of defensive statistics — defense, special teams and miscellaneous — until 1988. Thus, the defensive statistics listed above include the combined totals of all three types. All defensive statistics above are press box statistics produced at the games.

^ NOTE: Forced fumbles were not recorded until 1976.

1973 POSTSEASON STATISTICS

POSTSEASON RECORD: 0-1

HEAD COACH: PAUL BROWN
REGULAR-SEASON RECORD: 10-4
 (1ST IN AFC CENTRAL)

DATE	W-L	SCORE	OPPONENT	ATTENDANCE
12-23-73**	L	16-34	at Miami	74,770

** AFC Divisional Playoff

TEAM STATISTICS		BENGALS	OPPONENTS
TOTAL FIRST DOWNS	11	27
Rushing	5	18
Passing	6	9
Penalty	0	0
3rd Down: Made-Att	5-14	10-14
3rd Down: Pct.	35.7	71.4
4th Down: Made-Att	0-0	0-0
4th Down: Pct.	—	—
POSSESSION AVG.	*NA	*NA
TOTAL NET YARDS	194	400
Avg. Per Game	194.0	400.0
Total Plays	50	71
Avg. Per Play	3.9	5.6
NET YARDS RUSHING	97	241
Avg. Per Game	97.0	241.0
Total Rushes	20	52
NET YARDS PASSING	97	159
Avg. Per Game	97.0	159.0
Sacked-Yards Lost	3-16	0-0
Gross Yards	113	159
Att.-Completions	27-14	19-11
Completion Pct.	51.9	57.9
Had Intercepted	1	2
PUNTS-AVG.	7-36.3	2-49.0
Net Punting Avg.	32.6	36.0
PENALTIES-YARDS	2-19	1-5
FUMBLES-BALLS LOST	0-0	2-1
TOUCHDOWNS	1	4
Rushing	0	2
Passing	0	2
Returns	1	0

SCORE BY PERIODS	1	2	3	4	OT	PTS
BENGALS	3	13	0	0	0	16
OPPONENTS	14	7	10	3	0	34

SCORING	TD	TD-R	TD-P	TD-Rt	PAT	FG	S	PTS
Horst Muhlmann	0	0	0	0	1-1	3-3	0	10
Neal Craig	1	0	0	1	—	—	0	6
BENGALS	1	0	0	1	1-1	3-3	0	16
OPPONENTS	4	2	2	0	4-4	2-2	0	34

Two-point conversions: **NA.

Fumbles-lost: None. BENGALS 0-0, OPPONENTS 2-1.

PASSING	ATT	CMP	YDS	CMP%	YDS/ATT	TD	TD%	INT	INT%	LG	SKD-YDS	RAT
Ken Anderson	27	14	113	51.9	4.19	0	0.0	1	3.7	18	3-16	47.3
BENGALS	27	14	113	51.9	4.19	0	0.0	1	3.7	18	3-16	47.3
OPPONENTS	19	11	159	57.9	8.37	2	10.5	2	10.5	48	0-0	80.7

RUSHING	ATT	YDS	AVG	LG	TD
Boobie Clark	7	40	5.7	15	0
Ken Anderson	3	26	8.7	22	0
Essex Johnson	2	17	8.5	14	0
Lenvil Elliott	7	15	2.1	5	0
Isaac Curtis	1	-1	-1.0	-1	0
BENGALS	20	97	4.9	22	0
OPPONENTS	52	241	4.6	27	2

RECEIVING	REC	YDS	AVG	LG	TD
Lenvil Elliott	9	53	5.9	16	0
Charlie Joiner	2	33	16.5	18	0
Boobie Clark	2	18	9.0	12	0
Isaac Curtis	1	9	9.0	9	0
BENGALS	14	113	8.1	18	0
OPPONENTS	11	159	14.5	48	2

INTERCEPTIONS	NO	YDS	AVG	LG	TD
Neal Craig	1	45	45.0	45t	1
Tommy Casanova	1	0	0.0	0	0
BENGALS	2	45	22.5	45t	1
OPPONENTS	1	19	19.0	19	0

PUNTING	NO	YDS	AVG	NET	TB	IN-20	LG	BLK
Dave Lewis	7	254	36.3	32.6	1	0	50	0
BENGALS	7	254	36.3	32.6	1	0	50	0
OPPONENTS	2	98	49.0	36.0	0	0	54	0

PUNT RETURNS	NO	FC	YDS	AVG	LG	TD
Tommy Casanova	1	0	15	15.0	15	0
Lemar Parrish	1	0	11	11.0	11	0
BENGALS	2	0	26	13.0	15	0
OPPONENTS	2	4	6	3.0	4	0

KICKOFF RETURNS	NO	YDS	AVG	LG	TD
Lemar Parrish	1	25	25.0	25	0
Bernard Jackson	1	17	17.0	17	0
BENGALS	2	42	21.0	25	0
OPPONENTS	2	14	7.0	14	0

FIELD GOALS	1-19	20-29	30-39	40-49	50+
Horst Muhlmann	1-1	1-1	0-0	1-1	0-0
BENGALS	1-1	1-1	0-0	1-1	0-0
OPPONENTS	0-0	0-0	0-0	1-1	1-1

Horst Muhlmann: (24G, 46G, 12G).

Opponents: (50G, 46G).

DEFENSE***	ST	AT	TT	SKS-YDS	INT-YDS	PD	^FF	FR-YDS
Bill Bergey	7	5	12	0-0	0-0	0	(*NA)	0-0
Ron Carpenter	7	5	12	0-0	0-0	0	(*NA)	0-0
Al Beauchamp	9	2	11	0-0	0-0	0	(*NA)	0-0
Tommy Casanova	9	1	10	0-0	1-0	1	(*NA)	0-0
Royce Berry	5	1	6	0-0	0-0	0	(*NA)	0-0
Sherman White	5	0	5	0-0	0-0	1	(*NA)	0-0
Ken Riley	4	1	5	0-0	0-0	0	(*NA)	0-0
Ken Avery	3	2	5	0-0	0-0	0	(*NA)	0-0
Neal Craig	3	2	5	0-0	1-45	1	(*NA)	0-0
Lemar Parrish	3	2	5	0-0	0-0	0	(*NA)	0-0
Ron Pritchard	3	2	5	0-0	0-0	0	(*NA)	0-0
Doug Adams	1	0	1	0-0	0-0	0	(*NA)	0-0
Tom DeLeone	1	0	1	0-0	0-0	0	(*NA)	0-0
Bernard Jackson	1	0	1	0-0	0-0	0	(*NA)	0-0
Jim LeClair	1	0	1	0-0	0-0	0	(*NA)	1-0
Bob Trumpy	1	0	1	0-0	0-0	0	(*NA)	0-0
Mike Reid	0	1	1	0-0	0-0	0	(*NA)	0-0

BLOCKED KICKS	BP	BFG	BXP
(none)	0	0	0

* NOTE: Time of possession was not recorded until 1977.

** NOTE: The two-point conversion was not instituted in the NFL until 1994.

*** NOTE: It was not standard practice to separate the three types of defensive statistics — defense, special teams and miscellaneous — until 1988. Thus, the defensive statistics listed above include the combined totals of all three types. All defensive statistics above are press box statistics produced at the games.

^ NOTE: Forced fumbles were not recorded until 1976.

1975 POSTSEASON STATISTICS

POSTSEASON RECORD: 0-1

HEAD COACH: PAUL BROWN
REGULAR-SEASON RECORD: 11-3
 (2ND IN AFC CENTRAL: WILD CARD QUALIFIER)

DATE	W-L	SCORE	OPPONENT	ATTENDANCE
12-28-75**	L	28-31	at Oakland	53,039

** AFC Divisional Playoff

TEAM STATISTICS	BENGALS	OPPONENTS
TOTAL FIRST DOWNS	17	27
Rushing	8	9
Passing	6	15
Penalty	3	3
3rd Down: Made-Att.	3-11	6-14
3rd Down: Pct.	27.3	42.9
4th Down: Made-Att.	1-2	0-0
4th Down: Pct.	—	—
POSSESSION AVG.	*NA	*NA
TOTAL NET YARDS	258	358
Avg. Per Game	258.0	358.0
Total Plays	57	75
Avg. Per Play	4.5	4.8
NET YARDS RUSHING	97	173
Avg. Per Game	97.0	173.0
Total Rushes	25	51
NET YARDS PASSING	161	185
Avg. Per Game	161.0	185.0
Sacked-Yards Lost	5-40	1-14
Gross Yards	201	199
Att.-Completions	27-17	23-17
Completion Pct.	63.0	73.9
Had Intercepted	0	1
PUNTS-AVG.	6-35.8	1-38.0
Net Punting Avg.	21.8	31.0
PENALTIES-YARDS	5-37	7-64
FUMBLES-BALLS LOST	1-0	2-1
TOUCHDOWNS	4	4
Rushing	2	1
Passing	2	3
Returns	0	0

SCORE BY PERIODS	1	2	3	4	OT	PTS
BENGALS	0	7	7	14	0	28
OPPONENTS	3	14	7	7	0	31

SCORING	TD	TD-R	TD-P	TD-Rt	PAT	FG	S	PTS
Isaac Curtis	1	0	1	0	—	—	0	6
Lenvil Elliott	1	1	0	0	—	—	0	6
Stan Fritts	1	1	0	0	—	—	0	6
Charlie Joiner	1	0	1	0	—	—	0	6
Dave Green	0	0	0	0	4-4	0-0	0	4
BENGALS	4	2	2	0	4-4	0-0	0	28
OPPONENTS	4	1	3	0	4-4	1-3	0	31

Two-point conversions: **NA.

Fumbles-lost: Lyle Blackwood 1-0. BENGALS 1-0, OPPONENTS 2-1.

PASSING	ATT	CMP	YDS	CMP%	YDS/ATT	TD	TD%	INT	INT%	LG	SKD-YDS	RAT
Ken Anderson	27	17	201	63.0	7.44	2	7.4	0	0.0	37	5-40	110.3
BENGALS	27	17	201	63.0	7.44	2	7.4	0	0.0	37	5-40	110.3
OPPONENTS	23	17	199	73.9	8.65	3	13.0	1	4.3	36	1-14	121.2

RUSHING	ATT	YDS	AVG	LG	TD
Boobie Clark	8	46	5.8	10	0
Lenvil Elliott	4	25	6.3	9	1
Stan Fritts	6	14	2.3	6	1
Ken Anderson	3	12	4.0	8	0
Essex Johnson	3	0	0.0	6	0
Ed Williams	1	0	0.0	0	0
BENGALS	25	97	3.9	10	2
OPPONENTS	51	173	3.4	18	1

RECEIVING	REC	YDS	AVG	LG	TD
Boobie Clark	4	38	9.5	26	0
Chip Myers	3	67	22.3	37	0
Charlie Joiner	3	60	20.0	28	1
Isaac Curtis	3	20	6.7	14t	1
Bruce Coslet	2	14	7.0	9	0
Lenvil Elliott	1	9	9.0	9	0
Bob Trumpy	1	-7	-7.0	7	0
BENGALS	17	201	11.8	37	2
OPPONENTS	17	199	11.7	36	3

INTERCEPTIONS	NO	YDS	AVG	LG	TD
Ken Riley	1	34	34.0	34	0
BENGALS	1	34	34.0	34	0
OPPONENTS	0	0	—	—	0

PUNTING	NO	YDS	AVG	NET	TB	IN-20	LG	BLK
Dave Green	6	215	35.8	21.8	1	0	44	0
BENGALS	6	215	35.8	21.8	1	0	44	0
OPPONENTS	1	38	38.0	31.0	0	0	38	0

PUNT RETURNS	NO	FC	YDS	AVG	LG	TD
Lyle Blackwood	1	0	7	7.0	7	0
BENGALS	1	0	7	7.0	7	0
OPPONENTS	4	0	64	16.0	24	0

KICKOFF RETURNS	NO	YDS	AVG	LG	TD
Bernard Jackson	2	43	21.5	25	0
Lenvil Elliott	1	18	18.0	18	0
Lemar Parrish	1	10	10.0	10	0
BENGALS	4	71	17.8	25	0
OPPONENTS	5	121	24.2	37	0

FIELD GOALS	1-19	20-29	30-39	40-49	50+
Dave Green	0-0	0-0	0-0	0-0	0-0
BENGALS	0-0	0-0	0-0	0-0	0-0
OPPONENTS	0-0	1-2	0-0	0-1	0-0

Dave Green: (—).
Opponents: (41S, 27G, 21B).

DEFENSE***	ST	AT	TT	SKS-YDS	INT-YDS	PD	FF	FR-YDS
Jim LeClair	13	0	13	0-0	0-0	1	(*NA)	0-0
Bernard Jackson	9	0	9	0-0	0-0	1	(*NA)	0-0
Tommy Casanova	7	0	7	0-0	0-0	1	(*NA)	0-0
Ron Pritchard	7	0	7	0-0	0-0	0	(*NA)	0-0
Ken Riley	4	0	4	0-0	1-34	2	(*NA)	0-0
Sherman White	4	0	4	0-0	0-0	0	(*NA)	0-0
Al Beauchamp	3	0	3	0-0	0-0	0	(*NA)	0-0
Ken Johnson	3	0	3	0-0	0-0	0	(*NA)	0-0
Bob Brown	2	0	2	1-14	0-0	0	(*NA)	0-0
Ron Carpenter	2	0	2	0-0	0-0	0	(*NA)	1-0
Lemar Parrish	2	0	2	0-0	0-0	1	(*NA)	0-0
Brad Cousino	1	0	1	0-0	0-0	0	(*NA)	0-0
Dave Green	1	0	1	0-0	0-0	0	(*NA)	0-0
Bo Harris	1	0	1	0-0	0-0	0	(*NA)	0-0
Jack Novak	1	0	1	0-0	0-0	0	(*NA)	0-0

BLOCKED KICKS	BP	BFG	BXP
Sherman White	0	1	0

* NOTE: Time of possession was not recorded until 1977.

** NOTE: The two-point conversion was not instituted in the NFL until 1994.

*** NOTE: It was not standard practice to separate the three types of defensive statistics — defense, special teams and miscellaneous — until 1988. Thus, the defensive statistics listed above include the combined totals of all three types. All defensive statistics above are press box statistics produced at the games.

^ NOTE: Forced fumbles were not recorded until 1976.

1981 POSTSEASON STATISTICS

POSTSEASON RECORD: 2-1

HEAD COACH: FORREST GREGG
REGULAR-SEASON RECORD: 12-4
 (1ST IN AFC CENTRAL)

DATE	W-L	SCORE	OPPONENT	ATTENDANCE
1-3-82**	W	28-21	BUFFALO	55,420
1-10-82***	W	27-7	SAN DIEGO	46,302
1-24-82#	L	21-26	VS. SAN FRANCISCO	81,270

** AFC Divisional Playoff
 *** AFC Championship
 # Super Bowl XVI (at Pontiac, Mich.)

TEAM STATISTICS	BENGALS	OPPONENTS
TOTAL FIRST DOWNS	65	59
Rushing	26	31
Passing	33	24
Penalty	6	4
3rd Down: Made-Att.	17-34	16-36
3rd Down: Pct.	50.0	44.4
4th Down: Made-Att.	1-2	0-0
4th Down: Pct.	50.0	—
POSSESSION AVG.	30:28	29:32
TOTAL NET YARDS	979	912
Avg. Per Game	326.3	304.0
Total Plays	180	183
Avg. Per Play	5.4	5.0
NET YARDS RUSHING	351	389
Avg. Per Game	117.0	129.7
Total Rushes	93	99
NET YARDS PASSING	628	523
Avg. Per Game	209.3	174.3
Sacked-Yards Lost	9-39	3-21
Gross Yards	667	544
Att.-Completions	78-54	81-44
Completion Pct.	69.2	54.3
Had Intercepted	2	4
PUNTS-AVG.	10-40.1	9-41.1
Net Punting Avg.	36.0	34.2
PENALTY-YARDS	16-126	16-136
FUMBLES-BALLS LOST	5-3	6-3
TOUCHDOWNS	10	6
Rushing	5	3
Passing	5	3
Returns	0	0

SCORE BY PERIODS	1	2	3	4	OT	PTS
BENGALS	24	7	17	28	0	76
OPPONENTS	7	27	7	13	0	54

SCORING	TD	TD-R	TD-P	TD-Rt	PAT	FG	S	PTS
Jim Breech	0	0	0	0	10-10	2-3	0	16
Charles Alexander	2	2	0	0	—	—	0	12
Pete Johnson	2	2	0	0	—	—	0	12
Dan Ross	2	0	2	0	—	—	0	12
Ken Anderson	1	1	0	0	—	—	0	6
Don Bass	1	0	1	0	—	—	0	6
Cris Collinsworth	1	0	1	0	—	—	0	6
M.L. Harris	1	0	1	0	—	—	0	6
BENGALS	10	5	5	0	10-10	2-3	0	76
OPPONENTS	6	3	3	0	6-6	4-6	0	54

Two-point conversions: *NA.
Fumbles-lost: Cris Collinsworth 2-1, Archie Griffin 1-1, Dan Ross 1-1, Pete Johnson 1-0. BENGALS 5-3, OPPONENTS 6-3.

PASSING	ATT	CMP	YDS	CMP%	YDS/ATT	TD	TD%	INT	INT%	LG	SKD-YDS	RAT
Ken Anderson	77	53	653	68.8	8.48	5	6.5	2	2.6	49	9-39	105.6
Jack Thompson	1	1	14	100.0	14.00	0	0.0	0	0.0	14	0-0	118.8
BENGALS	78	54	667	69.2	8.55	5	6.4	2	2.6	49	9-39	106.1
OPPONENTS	81	44	544	54.3	6.72	3	3.7	4	4.9	54	3-21	67.1

RUSHING	ATT	YDS	AVG	LG	TD
Pete Johnson	52	161	3.1	11	2
Charles Alexander	27	111	4.1	20t	2
Ken Anderson	11	69	6.3	13	1
Archie Griffin	2	8	4.0	4	0
Cris Collinsworth	1	2	2.0	2	0
BENGALS	93	351	3.8	20t	5
OPPONENTS	99	389	3.9	44t	3

RECEIVING	REC	YDS	AVG	LG	TD
Dan Ross	22	244	11.1	19	2
Cris Collinsworth	9	159	17.7	49	1
Isaac Curtis	6	92	15.3	22	0
Pete Johnson	6	45	7.5	14	0
Charles Alexander	6	38	6.3	16	0
Steve Kreider	3	78	26.0	42	0
M.L. Harris	1	8	8.0	8t	1
Don Bass	1	3	3.0	3t	1
BENGALS	54	667	12.4	49	5
OPPONENTS	44	544	12.4	54	3

INTERCEPTIONS	NO	YDS	AVG	LG	TD
Bobby Kemp	1	24	24.0	24	0
Bo Harris	1	16	16.0	16	0
Louis Breeden	1	0	0.0	0	0
Ken Riley	1	0	0.0	0	0
BENGALS	4	40	10.0	24	0
OPPONENTS	2	52	26.0	27	0

PUNTING	NO	YDS	AVG	NET	TB	IN-20	LG	BLK
Pat McInally	10	401	40.1	36.0	1	2	60	0
BENGALS	10	401	40.1	36.0	1	2	60	0
OPPONENTS	9	370	41.1	34.2	0	0	50	0

PUNT RETURNS	NO	FC	YDS	AVG	LG	TD
Mike Fuller	5	2	62	12.4	27	0
BENGALS	5	2	62	12.4	27	0
OPPONENTS	4	1	21	5.3	7	0

KICKOFF RETURNS	NO	YDS	AVG	LG	TD
David Verser	10	186	18.6	40	0
Guy Frazier	1	0	0.0	0	0
Archie Griffin	1	0	0.0	0	0
BENGALS	12	186	15.5	40	0
OPPONENTS	14	254	18.1	36	0

FIELD GOALS	1-19	20-29	30-39	40-49	50+
Jim Breech	0-0	0-0	2-3	0-0	0-0
BENGALS	0-0	0-0	2-3	0-0	0-0
OPPONENTS	0-0	3-3	0-1	1-1	0-1

Jim Breech: (33B), (31G, 38G), (—).
Opponents: (—), (37S, 50S), (22G, 26G, 40G, 23G).

DEFENSE**	ST	AT	TT	SKS-YDS	INT-YDS	PD	FF	FR-YDS
Ross Browner	20	4	24	1-9	0-0	0	0	1-0
Reggie Williams	12	7	19	0-0	0-0	3	1	0-0
Bryan Hicks	14	4	18	0-0	0-0	2	1	0-0
Bo Harris	13	5	18	1-5	1-16	1	0	0-0
Glenn Cameron	9	9	18	0-0	0-0	3	1	0-0
Louis Breeden	14	1	15	0-0	1-0	7	0	0-0
Bobby Kemp	9	6	15	0-0	1-24	7	0	0-0
Jim LeClair	6	6	12	0-0	0-0	3	0	0-0
Eddie Edwards	5	3	8	1-7	0-0	0	0	0-0
Ken Riley	6	1	7	0-0	1-0	6	0	0-0
Wilson Whitley	4	3	7	0-0	0-0	0	0	0-0
Ray Griffin	6	0	6	0-0	0-0	1	0	0-0
Tom Dinkel	3	3	6	0-0	0-0	0	0	0-0
Rick Razzano	4	0	4	0-0	0-0	1	0	0-0
Mike St. Clair	2	2	4	0-0	0-0	0	0	0-0
Oliver Davis	1	2	3	0-0	0-0	0	0	0-0
Mike Fuller	2	0	2	0-0	0-0	0	0	0-0
Guy Frazier	1	1	2	0-0	0-0	0	0	0-0
John Simmons	1	1	2	0-0	0-0	0	0	1-0
Jim Breech	1	0	1	0-0	0-0	0	0	0-0
Jim Hargrove	1	0	1	0-0	0-0	0	0	0-0
Max Montoya	1	0	1	0-0	0-0	0	1	0-0
David Verser	1	0	1	0-0	0-0	0	0	0-0
Mike Wilson	1	0	1	0-0	0-0	0	0	0-0
Blair Bush	0	1	1	0-0	0-0	0	0	0-0
Don Bass	0	0	0	0-0	0-0	1	0	1-0

BLOCKED KICKS	BP	BFG	BXP
(none)	0	0	0

* NOTE: The two-point conversion was not instituted in the NFL until 1994.

** NOTE: It was not standard practice to separate the three types of defensive statistics — defense, special teams and miscellaneous — until 1988. Thus, the defensive statistics listed above include the combined totals of all three types. All defensive statistics above are press box statistics produced at the games.

1982 POSTSEASON STATISTICS

POSTSEASON RECORD: 0-1

HEAD COACH: FORREST GREGG
REGULAR-SEASON RECORD: 7-2
 (3RD IN AFC)

DATE	W-L	SCORE	OPPONENT	ATTENDANCE
1-9-83+	L	17-44	N.Y. JETS	57,560

+ AFC First-Round Playoff (Super Bowl Tournament)

TEAM STATISTICS		BENGALS	OPPONENTS
TOTAL FIRST DOWNS	23	27
Rushing	3	12
Passing	18	13
Penalty	2	2
3rd Down: Made-Att.	7-10	6-9
3rd Down: Pct.	70.0	66.7
4th Down: Made-Att.	0-0	0-0
4th Down: Pct.	—	—
POSSESSION AVG.	31:16	28:44
TOTAL NET YARDS	395	517
Avg. Per Game	395.0	517.0
Total Plays	61	63
Avg. Per Play	6.5	8.2
NET YARDS RUSHING	62	234
Avg. Per Game	62.0	234.0
Total Rushes	21	34
NET YARDS PASSING	333	283
Avg. Per Game	333.0	283.0
Sacked-Yards Lost	4-21	0-0
Gross Yards	354	283
Att.-Completions	36-26	29-21
Completion Pct.	72.2	72.4
Had Intercepted	3	1
PUNTS-AVG.	2-43.0	0-0-0
Net Punting Avg.	42.0	—
PENALTIES-YARDS	7-60	12-95
FUMBLES-BALLS LOST	2-1	2-1
TOUCHDOWNS	2	5
Rushing	0	2
Passing	2	2
Returns	0	1

SCORE BY PERIODS	1	2	3	4	OT	PTS
BENGALS	14	0	3	0	17
OPPONENTS	3	17	3	21	44

SCORING	TD	TD-R	TD-P	TD-Rt	PAT	FG	S	PTS
Isaac Curtis	1	0	1	0	—	—	6
Dan Ross	1	0	1	0	—	—	6
Jim Breech	0	0	0	0	2-2	1-2	5
BENGALS	2	0	2	0	2-2	1-2	17
OPPONENTS	5	2	2	1	5-5	3-3	44

Two-point conversions: *NA

Fumbles-lost: Archie Griffin 1-1, David Verser 1-0. BENGALS 2-1, OPPONENTS 2-1.

PASSING	ATT	CMP	YDS	CMP%	YDS/ATT	TD	TD%	INT	INT%	LG	SKD-YDS	RAT
Ken Anderson	35	26	354	74.3	10.11	2	5.7	3	8.6	53	4-21 89.5
Turk Schonert	1	0	0	0.0	0.0	0	0.0	0	—	—	0-0 39.6
BENGALS	36	26	354	72.2	9.83	2	5.6	3	8.3	53	4-21 87.0
OPPONENTS	29	21	283	72.4	9.76	2	6.9	1	3.4	49	0-0 111.7

RUSHING	ATT	YDS	AVG	LG	TD	
Pete Johnson	9	26	2.9	14	0
Archie Griffin	3	17	5.7	8	0
Charles Alexander	7	14	2.0	6	0
Ken Anderson	2	5	2.5	3	0
BENGALS	21	62	3.0	14	0
OPPONENTS	34	234	6.9	35	2

RECEIVING	REC	YDS	AVG	LG	TD	
Cris Collinsworth	7	120	17.1	53	0
Dan Ross	6	89	14.8	26	1
Isaac Curtis	3	63	21.0	32t	1
Steve Kreider	3	41	13.7	17	0
Archie Griffin	3	14	4.7	6	0
Pete Johnson	3	7	2.3	9	0
M.L. Harris	1	20	20.0	20	0
BENGALS	26	354	13.6	53	2
OPPONENTS	21	283	13.5	49	2

INTERCEPTIONS	NO	YDS	AVG	LG	TD	
Ken Riley	1	0	0.0	0	0
BENGALS	1	0	0.0	0	0
OPPONENTS	3	138	46.0	98t	1

PUNTING	NO	YDS	AVG	NET	TB	IN-20	LG	BLK	
Pat McNally	2	86	43.0	42.0	0	0	45	0
BENGALS	2	86	43.0	42.0	0	0	45	0
OPPONENTS	0	0	—	0	0	—	—	0

PUNT RETURNS	NO	FC	YDS	AVG	LG	TD	
(none)	0	0	0	—	—	0
BENGALS	0	0	0	—	—	0
OPPONENTS	1	1	2.0	2.0	2	0

KICKOFF RETURNS	NO	YDS	AVG	LG	TD	
David Verser	7	116	16.6	21	0
Rodney Tate	1	22	22.0	22	0
BENGALS	8	138	17.3	22	0
OPPONENTS	4	69	17.3	20	0

FIELD GOALS	1-19	20-29	30-39	40-49	50+	
Jim Breech	0-0	1-1	0-0	0-1	0-0
BENGALS	0-0	1-1	0-0	0-1	0-0
OPPONENTS	0-0	1-1	1-1	1-1	0-0

Jim Breech: (20G, 46WR).

Opponents: (32G, 24G, 47G).

DEFENSE**	ST	AT	TT	SKS-YDS	INT-YDS	PD	FF	FR-YDS	
Glenn Cameron	8	0	8	0-0	0-0	0	0	0-0
Ross Browner	6	2	8	0-0	0-0	0	0	0-0
Reggie Williams	6	1	7	0-0	0-0	0	0	0-0
Ken Riley	5	1	6	0-0	1-0	1	0	0-0
Ray Griffin	5	0	5	0-0	0-0	0	0	0-0
Bobby Kemp	5	0	5	0-0	0-0	1	2	0-0
Mike Fuller	4	0	4	0-0	0-0	0	0	1-20
Bo Harris	4	0	4	0-0	0-0	0	0	0-0
Jim LeClair	2	2	4	0-0	0-0	0	0	0-0
Louis Breeden	1	2	3	0-0	0-0	0	0	0-0
Eddie Edwards	2	0	2	0-0	0-0	0	0	0-0
Bryan Hicks	2	0	2	0-0	0-0	0	0	0-0
John Simmons	2	0	2	0-0	0-0	0	0	0-0
Oliver Davis	1	0	1	0-0	0-0	0	0	0-0
Guy Frazier	1	0	1	0-0	0-0	0	0	0-0
Robert Jackson	1	0	1	0-0	0-0	0	0	0-0
Anthony Munoz	1	0	1	0-0	0-0	0	0	0-0
Dan Ross	1	0	1	0-0	0-0	0	0	0-0
David Verser	1	0	1	0-0	0-0	0	0	0-0
Wilson Whitley	1	0	1	0-0	0-0	1	0	0-0
Rick Razzano	0	1	1	0-0	0-0	0	0	0-0

BLOCKED KICKS	BP	BFG	BXP	
(none)	0	0	0

* NOTE: The two-point conversion was not instituted in the NFL until 1994.

** NOTE: It was not standard practice to separate the three types of defensive statistics — defense, special teams and miscellaneous — until 1988. Thus, the defensive statistics listed above include the combined totals of all three types. All defensive statistics above are press box statistics produced at the games.

1988 POSTSEASON STATISTICS

POSTSEASON RECORD: 2-1

HEAD COACH: SAM WYCHE
REGULAR-SEASON RECORD: 12-4
 (1ST IN AFC CENTRAL)

DATE	W-L	SCORE	OPPONENT	ATTENDANCE
12-31-88**	W	21-13	SEATTLE	58,560
1-8-89***	W	21-10	BUFFALO	59,747
1-22-89##	L	16-20	vs. San Francisco	75,129

** AFC Divisional Playoff
 *** AFC Championship
 ## Super Bowl XXIII (at Miami, Fla.)

TEAM STATISTICS	BENGALS	OPPONENTS
TOTAL FIRST DOWNS	58	52
Rushing	39	9
Passing	16	40
Penalty	3	3
3rd Down: Made-Att.	17-41	6-35
3rd Down: Pct.	41.5	17.1
4th Down: Made-Att.	1-3	2-5
4th Down: Pct.	33.3	40.0
POSSESSION AVG.	35:50	24:10
TOTAL NET YARDS	823	928
Avg. Per Game	274.3	309.3
Total Plays	199	186
Avg. Per Play	4.1	5.0
NET YARDS RUSHING	535	179
Avg. Per Game	178.3	59.7
Total Rushes	125	60
NET YARDS PASSING	288	749
Avg. Per Game	96.0	249.7
Sacked-Yards Lost	10-58	10-68
Gross Yards	346	817
Att.-Completions	64-29	116-61
Completion Pct.	45.3	52.6
Had Intercepted	3	5
PUNTS-AVG.	17-42.2	16-42.8
Net Punting Avg.	37.1	39.8
PENALTY-YARDS	13-139	14-127
FUMBLES-BALLS LOST	6-2	5-2
TOUCHDOWNS	7	5
Rushing	5	1
Passing	1	4
Returns	1	0

SCORE BY PERIODS	1	2	3	4	OT	PTS
BENGALS	14	24	10	10	0	58
OPPONENTS	3	10	3	27	0	43

SCORING	TD	TD-R	TD-P	TD-Rt	PAT	FG	S	PTS
Ickey Woods	3	3	0	0	—	—	0	18
Jim Breech	0	0	0	0	7-7	3-3	0	16
Stanley Wilson	2	2	0	0	—	—	0	12
James Brooks	1	0	1	0	—	—	0	6
Stanford Jennings	1	0	0	1	—	—	0	6
BENGALS	7	5	1	1	7-7	3-3	0	58
OPPONENTS	5	1	4	0	4-5	3-6	0	43

Two-point conversions: *NA.

Fumbles-lost: Boomer Esiason 3-1, Ira Hillary 2-1, Rickey Dixon 1-0. BENGALS 6-2, OPPONENTS 5-2.

PASSING	ATT	CMP	YDS	CMP%	YDS/ATT	TD	TD%	INT	INT%	LG	SKD-YDS	RAT
Boomer Esiason	64	29	346	45.3	5.41	1	1.6	3	4.7	30	10-58	48.0
BENGALS	64	29	346	45.3	5.41	1	1.6	3	4.7	30	10-58	48.0
OPPONENTS	116	61	817	52.6	7.04	4	3.4	5	4.3	44	10-68	68.8

RUSHING	ATT	YDS	AVG	LG	TD
Ickey Woods	72	307	4.3	30	3
James Brooks	26	102	3.9	26	0
Stanley Wilson	12	74	6.2	20	2
Boomer Esiason	12	37	3.1	29	0
Stanford Jennings	3	15	5.0	8	0
BENGALS	125	535	4.3	30	5
OPPONENTS	60	179	3.0	13	1

RECEIVING	REC	YDS	AVG	LG	TD
Rodney Holman	7	82	11.7	24	0
Cris Collinsworth	5	75	15.0	30	0
James Brooks	5	62	12.4	20	1
Eddie Brown	4	55	13.8	23	0
Tim McGee	4	37	9.3	18	0
Jim Riggs	3	18	6.0	13	0
Ira Hillary	1	17	17.0	17	0
BENGALS	29	346	11.9	30	1
OPPONENTS	61	817	13.4	44	4

INTERCEPTIONS	NO	YDS	AVG	LG	TD
Eric Thomas	2	26	13.0	26	0
David Fulcher	1	0	0.0	0	0
Solomon Wilcoats	1	0	0.0	0	0
Lewis Billups	1	-3	-3.0	-3	0
BENGALS	5	23	4.6	26	0
OPPONENTS	3	25	8.3	25	0

PUNTING	NO	YDS	AVG	NET	TB	IN-20	LG	BLK
Lee Johnson	17	718	42.2	37.1	0	7	63	0
BENGALS	17	718	42.2	37.1	0	7	63	0
OPPONENTS	16	684	42.8	39.8	0	2	55	0

PUNT RETURNS	NO	FC	YDS	AVG	LG	TD
Ira Hillary	6	1	43	7.2	16	0
Ray Horton	1	0	5	5.0	5	0
Rickey Dixon	1	0	0	0.0	0	0
BENGALS	8	1	48	6.0	16	0
OPPONENTS	9	2	88	9.8	45	0

KICKOFF RETURNS	NO	YDS	AVG	LG	TD
Stanford Jennings	4	154	38.5	93t	1
Ira Hillary	3	24	8.0	13	0
James Brooks	2	38	19.0	23	0
BENGALS	9	216	24.0	93t	1
OPPONENTS	11	200	18.2	26	0

FIELD GOALS	1-19	20-29	30-39	40-49	50+
Jim Breech	0-0	0-0	1-1	2-2	0-0
BENGALS	0-0	0-0	1-1	2-2	0-0
OPPONENTS	0-1	0-0	2-2	1-3	0-0

Jim Breech: (-), (-), (34G, 43G, 40G).

Opponents: (-), (43WL, 39G), (41G, 19WL, 32G, 49WR).

DEFENSE**	ST	AT	TT	SKS-YDS	INT-YDS	PD	FF	FR-YDS
Reggie Williams	13	4	17	3-21	0-0	0	0	0-0
Solomon Wilcoats	12	2	14	0-0	1-0	2	0	0-0
David Fulcher	10	3	13	1-6	1-0	4	1	0-0
Tim Krumrie	8	5	13	0-0	0-0	0	1	0-0
Lewis Billups	9	3	12	0-0	1-(-3)	7	0	0-0
Eric Thomas	10	1	11	0-0	2-26	10	0	0-0
Jason Buck	6	5	11	3-19	0-0	0	0	0-0
Barney Bussey	8	1	9	0-0	0-0	1	0	0-0
Leon White	8	1	9	0-0	0-0	0	0	0-0
Carl Zander	7	2	9	0-0	0-0	0	0	0-0
Ray Horton	6	2	8	0-0	0-0	0	1	0-0
David Grant	5	1	6	2-12	0-0	0	0	0-0
Leo Barker	4	1	5	0-0	0-0	0	0	0-0
Rickey Dixon	4	1	5	0-0	0-0	1	0	0-0
Joe Kelly	2	2	4	0-0	0-0	0	0	0-0
Jim Skow	2	1	3	1-10	0-0	0	0	2-0
Skip McClendon	2	0	2	0-0	0-0	0	0	0-0
Emmanuel King	0	1	1	0-0	0-0	0	0	0-0

SPECIAL TEAMS**	ST	AT	TT	FF	FR-YDS	BP	BFG	BXP
Barney Bussey	4	0	4	0	0-0	0	0	0
Leo Barker	2	2	4	0	0-0	0	0	0
Carl Parker	3	0	3	0	0-0	0	0	0
Ed Brady	2	1	3	0	0-0	0	0	0
Jim Riggs	2	0	2	0	0-0	0	0	0
Daryl Smith	2	0	2	0	0-0	0	0	0
Leon White	2	0	2	0	0-0	0	0	0
Ray Horton	1	0	1	0	0-0	0	0	0
Stanley Wilson	1	0	1	0	0-0	0	0	0
Stanford Jennings	0	1	1	0	0-0	0	0	0
Emmanuel King	0	1	1	0	0-0	0	0	0

MISCELLANEOUS DEFENSE**	ST	AT	TT	FF	FR-YDS
Eddie Brown	1	0	1	0	0-0
Rodney Holman	1	0	1	0	0-0

* NOTE: The two-point conversion was not instituted in the NFL until 1994.

** NOTE: All defensive statistics above are press box statistics produced at the games.

1990 POSTSEASON STATISTICS

POSTSEASON RECORD: 1-1

HEAD COACH: SAM WYCHE
REGULAR-SEASON RECORD: 9-7
 (1ST IN AFC CENTRAL)

DATE	W-L	SCORE	OPPONENT	ATTENDANCE
1-6-91*	W	41-14	HOUSTON	60,012
1-13-91**	L	10-20	at L.A. Raiders	92,045

* AFC Wild Card Playoff
 ** AFC Divisional Playoff

TEAM STATISTICS	BENGALS	OPPONENTS
TOTAL FIRST DOWNS	36	33
Rushing	22	15
Passing	12	18
Penalty	2	0
3rd Down: Made-Att	9-25	7-20
3rd Down: Pct	36.0	35.0
4th Down: Made-Att	2-2	1-2
4th Down: Pct	100.0	50.0
POSSESSION AVG.	34:01	25:59
TOTAL NET YARDS	531	615
Avg. Per Game	265.5	307.5
Total Plays	117	103
Avg. Per Play	4.5	6.0
NET YARDS RUSHING	311	302
Avg. Per Game	155.5	151.0
Total Rushes	73	45
NET YARDS PASSING	220	313
Avg. Per Game	110.0	156.5
Sacked-Yards Lost	4-46	4-24
Gross Yards	266	337
Att.-Completions	40-23	54-27
Completion Pct.	57.5	50.0
Had Intercepted	0	2
PUNTS-AVG.	8-49.1	8-41.9
Net Punting Avg.	41.8	34.1
PENALTIES-YARDS	5-45	5-33
FUMBLES-BALLS LOST	2-0	2-1
TOUCHDOWNS	6	4
Rushing	3	0
Passing	3	4
Returns	0	0

SCORE BY PERIODS	1	2	3	4	OT	PTS
BENGALS	10	13	14	14	0	51
OPPONENTS	0	7	10	17	0	34

SCORING	TD	TD-R	TD-P	TD-Rt	PAT	FG	S	PTS
Jim Breech	0	0	0	0	6-6	3-3	0	15
Eric Ball	1	1	0	0	—	—	0	6
Boomer Esiason	1	1	0	0	—	—	0	6
Harold Green	1	0	1	0	—	—	0	6
Stanford Jennings	1	0	1	0	—	—	0	6
Eric Kattus	1	0	1	0	—	—	0	6
Ickey Woods	1	1	0	0	—	—	0	6
BENGALS	6	3	3	0	6-6	3-3	0	51
OPPONENTS	4	0	4	0	4-4	2-2	0	34

Two-point conversions: *NA.

Fumbles-lost: David Fulcher 1-0, Stanford Jennings 1-0.
 BENGALS 2-0, OPPONENTS 2-1.

PASSING	ATT	CMP	YDS	CMP%	YDS/ATT	TD	TD%	INT	INT%	LG	SKD-YDS	RAT
Boomer Esiason	35	22	254	62.9	7.26	3	8.6	0	0.0	46	4-46	113.3
Erik Wilhelm	5	1	12	20.0	2.40	0	0.0	0	0.0	12	0-0	39.6
BENGALS	40	23	266	57.5	6.65	3	7.5	0	0.0	46	4-46	102.7
OPPONENTS	54	27	337	50.0	6.24	4	7.4	2	3.7	41t	4-24	79.0

RUSHING	ATT	YDS	AVG	LG	TD
Ickey Woods	17	84	4.9	18	1
Boomer Esiason	7	68	9.7	27	1
Harold Green	11	55	5.0	12	0
Eric Ball	12	47	3.9	14	1
James Brooks	17	43	2.5	14	0
Stanford Jennings	6	16	2.7	10	0
Erik Wilhelm	3	-2	-0.7	0	0
BENGALS	73	311	4.3	27	3
OPPONENTS	45	302	6.7	34	0

RECEIVING	REC	YDS	AVG	LG	TD
Rodney Holman	4	102	25.5	46	0
Eddie Brown	4	32	8.0	15	0
Stanford Jennings	3	23	7.7	12	1
Tim McGee	3	23	7.7	19	0
Ickey Woods	3	18	6.0	9	0
Eric Kattus	2	19	9.5	10	1
Harold Green	2	15	7.5	13	1
James Brooks	1	22	22.0	22	0
Mike Barber	1	12	12.0	12	0
BENGALS	23	266	11.6	46	3
OPPONENTS	27	337	12.5	41t	4

INTERCEPTIONS	NO	YDS	AVG	LG	TD
David Fulcher	2	54	27.0	43	0
BENGALS	2	54	27.0	43	0
OPPONENTS	0	0	—	—	0

PUNTING	NO	YDS	AVG	NET	TB	IN-20	LG	BLK
Lee Johnson	8	393	49.1	41.8	0	1	64	0
BENGALS	8	393	49.1	41.8	0	1	64	0
OPPONENTS	8	335	41.9	34.1	1	4	52	0

PUNT RETURNS	NO	FC	YDS	AVG	LG	TD
Mitchell Price	3	0	42	14.0	34	0
BENGALS	3	0	42	14.0	34	0
OPPONENTS	4	2	59	14.8	19	0

KICKOFF RETURNS	NO	YDS	AVG	LG	TD
Stanford Jennings	4	86	21.5	30	0
Eric Ball	2	42	21.0	28	0
Eddie Brown	1	12	12.0	12	0
BENGALS	7	140	20.0	30	0
OPPONENTS	7	132	18.9	37	0

FIELD GOALS	1-19	20-29	30-39	40-49	50+
Jim Breech	0-0	2-2	1-1	0-0	0-0
BENGALS	0-0	2-2	1-1	0-0	0-0
OPPONENTS	0-0	1-1	0-0	1-1	0-0

Jim Breech: (27G, 30G), (27G).

Opponents: (—), (49G, 25G).

DEFENSE**	ST	AT	TT	SKS-YDS	INT-YDS	PD	FF	FR-YDS
Barney Bussey	12	0	12	0-0	0-0	0	0	0-0
Eric Thomas	8	1	9	0-0	0-0	1	0	0-0
David Grant	7	2	9	1-5	0-0	2	0	0-0
David Fulcher	5	4	9	0-0	2-54	4	0	0-0
James Francis	6	2	8	0-0	0-0	1	0	1-0
Tim Krumrie	6	1	7	0-0	0-0	0	0	0-0
Kevin Walker	4	1	5	0-0	0-0	0	0	0-0
Carl Zander	4	1	5	1-10	0-0	1	0	0-0
Lewis Billups	4	0	4	0-0	0-0	1	0	0-0
Rod Jones	3	1	4	0-0	0-0	1	0	0-0
Skip McClendon	3	1	4	0-0	0-0	0	0	0-0
Leon White	3	0	3	0-0	0-0	0	0	0-0
Solomon Wilcots	1	1	2	0-0	0-0	1	0	0-0
Jason Buck	1	0	1	1-3	0-0	0	0	0-0
Carl Carter	1	0	1	0-0	0-0	0	0	0-0
(team)	—	—	—	1-6	—	—	—	—

SPECIAL TEAMS**	ST	AT	TT	FF	FR-YDS	BP	BFG	BXP
Ed Brady	3	0	3	0	0-0	0	0	0
Carl Zander	1	1	2	0	0-0	0	0	0
Eric Ball	1	0	1	0	0-0	0	0	0
Leo Barker	1	0	1	0	0-0	0	0	0
Barney Bussey	1	0	1	0	0-0	0	0	0
Carl Carter	1	0	1	0	0-0	0	0	0
Mitchell Price	1	0	1	0	0-0	0	0	0
Natu Tuatagaloa	1	0	1	0	0-0	0	0	0
Kevin Walker	0	1	1	0	0-0	0	0	0

MISCELLANEOUS DEFENSE**	ST	AT	TT	FF	FR-YDS	BXP
(none)	0	0	0	0	0	0

* NOTE: The two-point conversion was not instituted in the NFL until 1994.

** NOTE: All defensive statistics above are press box statistics produced at the games.

2005 POSTSEASON STATISTICS

POSTSEASON RECORD: 0-1

HEAD COACH: MARVIN LEWIS
REGULAR-SEASON RECORD: 11-5
 (1ST IN AFC NORTH)

DATE	W-L	SCORE	OPPONENT	ATTENDANCE
1-8-06*	L	17-31	PITTSBURGH	65,870

* AFC Wild Card Playoff

TEAM STATISTICS	BENGALS	OPPONENTS
TOTAL FIRST DOWNS	19	19
Rushing	4	9
Passing	13	8
Penalty	2	2
3rd Down: Made-Att	9-16	6-11
3rd Down Pct.	56.3	54.5
4th Down: Made-Att	0-1	0-0
4th Down Pct.	0.0	—
POSSESSION AVG.	31:03	28:57
TOTAL NET YARDS	327	346
Avg. Per Game	327.0	346.0
Total Plays	65	56
Avg. Per Play	5.0	6.2
NET YARDS RUSHING	84	144
Avg. Per Game	84.0	144.0
Total Rushes	20	34
NET YARDS PASSING	243	202
Avg. Per Game	243.0	202.0
Sacked-Yards Lost	4-20	1-6
Gross Yards	263	208
Att.-Completions	41-25	21-14
Completion Pct.	66.7	66.7
Had Intercepted	2	0
PUNTS-AVG.	3-43.7	3-47.0
Net Punting Avg.	36.7	35.3
PENALTIES-YARDS	7-90	6-39
FUMBLES-BALLS LOST	2-0	0-0
TOUCHDOWNS	2	4
Rushing	1	1
Passing	1	3
Returns	0	0

SCORE BY PERIODS	1	2	3	4	OT	PTS
BENGALS	10	7	0	0	0	17
OPPONENTS	0	14	14	3	0	31

SCORING	TD	TD-R	TD-P	TD-Rt	K-PAT	FG	S	PTS
T.J. Houshmandzadeh	1	0	1	0	—	—	0	6
Rudi Johnson	1	1	0	0	—	—	0	6
Shayne Graham	0	0	0	0	2-2	1-1	0	5
BENGALS	2	1	1	0	2-2	1-1	0	17
OPPONENTS	4	1	3	0	4-4	1-1	0	31

Two-point conversions: None. BENGALS 0-0 (0-0 R, 0-0 P), OPPONENTS 0-0 (0-0 R, 0-0 P).

Fumbles-lost: Jon Kitna 1-0, Brad St. Louis 1-0. BENGALS 2-0, OPPONENTS 0-0.

PASSING	ATT	CMP	YDS	CMP%	YDS/ATT	TD	TD%	INT	INT%	LG	SKD-YDS	RAT
Jon Kitna	40	24	197	60.0	4.93	1	2.5	2	5.0	24	4-20	60.1
Carson Palmer	1	1	66	100.0	66.00	0	0.0	0	0.0	66	0-0	118.8
BENGALS	41	25	263	61.0	6.41	1	2.4	2	4.9	66	4-20	67.4
OPPONENTS	21	14	208	66.7	9.90	3	14.3	0	0.0	54	1-6	138.5

RUSHING	ATT	YDS	AVG	LG	TD
Rudi Johnson	13	56	4.3	20	1
Jon Kitna	4	25	6.3	12	0
Chris Perry	2	3	1.5	2	0
Kyle Larson	1	0	0.0	0	0
BENGALS	20	84	4.2	20	1
OPPONENTS	34	144	4.2	26	1

RECEIVING	REC	YDS	AVG	LG	TD
Chris Perry	6	11	1.8	6	0
Kevin Walter	5	73	14.6	24	0
Chad Johnson	4	59	14.8	24	0
T.J. Houshmandzadeh	4	25	6.3	8	1
Rudi Johnson	2	14	7.0	11	0
Matt Schobel	2	11	5.5	8	0
Chris Henry	1	66	66.0	66	0
Reggie Kelly	1	4	4.0	4	0
BENGALS	25	263	10.5	66	1
OPPONENTS	14	208	14.9	54	3

INTERCEPTIONS	NO	YDS	AVG	LG	TD
(none)	0	0	—	—	0
BENGALS	0	0	—	—	0
OPPONENTS	2	31	15.5	22	0

PUNTING	NO	YDS	AVG	NET	TB	IN-20	LG	BLK
Kyle Larson	3	131	43.7	36.7	0	0	51	0
BENGALS	3	131	43.7	36.7	0	0	51	0
OPPONENTS	3	141	47.0	35.3	1	1	49	0

PUNT RETURNS	NO	FC	YDS	AVG	LG	TD
Keiwan Ratliff	2	0	15	7.5	8	0
BENGALS	2	0	15	7.5	8	0
OPPONENTS	2	0	21	10.5	14	0

KICKOFF RETURNS	NO	YDS	AVG	LG	TD
Tab Perry	5	119	23.8	32	0
Kevin Walter	1	8	8.0	8	0
BENGALS	6	127	21.2	32	0
OPPONENTS	4	94	23.5	36	0

FIELD GOALS	1-19	20-29	30-39	40-49	50+
Shayne Graham	0-0	1-1	0-0	0-0	0-0
BENGALS	0-0	1-1	0-0	0-0	0-0
OPPONENTS	0-0	1-1	0-0	0-0	0-0

Shayne Graham: (23G).

Opponents: (21G).

DEFENSE*	ST	AT	TT	SKS-YDS	INT-YDS	PD	FF	FR-YDS
David Pollack	5	3	8	1-6	0-0	0	0	0-0
Odell Thurman	3	5	8	0-0	0-0	0	0	0-0
Kevin Kaesviharn	4	2	6	0-0	0-0	0	0	0-0
Ifeanyi Ohaete	4	0	4	0-0	0-0	0	0	0-0
Deltha O'Neal	4	0	4	0-0	0-0	1	0	0-0
Tory James	3	1	4	0-0	0-0	0	0	0-0
Brian Simmons	3	1	4	0-0	0-0	0	0	0-0
Justin Smith	3	1	4	0-0	0-0	0	0	0-0
Robert Geathers	2	0	2	0-0	0-0	1	0	0-0
Landon Johnson	0	2	2	0-0	0-0	0	0	0-0
Bryan Robinson	1	0	1	0-0	0-0	0	0	0-0
Rashad Bauman	0	1	1	0-0	0-0	0	0	0-0
Hannibal Navies	0	1	1	0-0	0-0	0	0	0-0
Shaun Smith	0	1	1	0-0	0-0	0	0	0-0

SPECIAL TEAMS*	ST	AT	TT	FF	FR-YDS	BP	BFG	BXP
Tony Stewart	2	0	2	0	0-0	0	0	0
Patrick Body	1	0	1	0	0-0	0	0	0
Shayne Graham	1	0	1	0	0-0	0	0	0
Anthony Mitchell	1	0	1	0	0-0	0	0	0
Marcus Wilkins	1	0	1	0	0-0	0	0	0

MISCELLANEOUS DEFENSE*	ST	AT	TT	FF	FR-YDS
T.J. Houshmandzadeh	2	0	2	0	0-0

* NOTE: All defensive statistics above are press box statistics produced at the games.

2009 POSTSEASON STATISTICS

POSTSEASON RECORD: 0-1

HEAD COACH: MARVIN LEWIS
REGULAR-SEASON RECORD: 10-6
 (1ST IN AFC NORTH)

DATE	W-L	SCORE	OPPONENT	ATTENDANCE
1-9-10*	L	14-24	N.Y. JETS	63,686

* AFC Wild Card Playoff

TEAM STATISTICS	BENGALS	OPPONENTS
TOTAL FIRST DOWNS	18	15
Rushing	6	7
Passing	7	8
Penalty	5	0
3rd Down: Made-Att	5-14	3-12
3rd Down Pct.	35.7	25.0
4th Down: Made-Att	0-1	0-0
4th Down Pct.	0.0	—
POSSESSION AVG.	26:58	33:02
TOTAL NET YARDS	281	353
Avg. Per Game	281.0	353.0
Total Plays	61	56
Avg. Per Play	4.6	6.3
NET YARDS RUSHING	171	171
Avg. Per Game	171.0	171.0
Total Rushes	22	41
NET YARDS PASSING	110	182
Avg. Per Game	110.0	182.0
Sacked-Yards Lost	3-36	0-0
Gross Yards	146	182
Att.-Completions	36-18	15-12
Completion Pct.	50.0	80.0
Had Intercepted	1	0
PUNTS-AVG.	4-48.0	7-31.4
Net Punting Avg.	36.5	28.1
PENALTIES-YARDS	6-55	9-76
FUMBLES-BALLS LOST	2-1	0-0
TOUCHDOWNS	2	3
Rushing	1	2
Passing	1	1
Returns	0	0

SCORE BY PERIODS	1	2	3	4	OT	PTS
BENGALS	7	0	0	7	0	14
OPPONENTS	0	14	7	3	0	24

SCORING	TD	TD-R	TD-P	TD-Rt	K-PAT	FG	S	PTS
Cedric Benson	1	1	0	0	—	—	0	6
Laveranues Coles	1	0	1	0	—	—	0	6
Shayne Graham	0	0	0	0	2-2	0-2	0	2
BENGALS	2	1	1	0	2-2	0-2	0	14
OPPONENTS	3	2	1	0	3-3	1-1	0	24

Two-point conversions: BENGALS 0-0 (0-0 R, 0-0 P),
 OPPONENTS 0-0 (0-0 R, 0-0 P).

Fumbles-lost: Laveranues Coles 1-1, Carson Palmer 1-0.
 BENGALS 2-1, OPPONENTS 0-0.

PASSING	ATT	CMP	YDS	CMP%	YDS/ATT	TD	TD%	INT	INT%	LG	SKD-YDS	RAT
Carson Palmer	36	18	146	50.0	4.06	1	2.8	1	2.8	19	3-36	58.3
BENGALS	36	18	146	50.0	4.06	1	2.8	1	2.8	19	3-36	58.3
OPPONENTS	15	12	182	80.0	12.13	1	6.7	0	0.0	45t	0-0	139.4

RUSHING	ATT	YDS	AVG	LG	TD
Cedric Benson	21	169	8.0	47t	1
Carson Palmer	1	2	2.0	2	0
BENGALS	22	171	7.8	47t	1
OPPONENTS	41	171	4.2	39t	2

RECEIVING	REC	YDS	AVG	LG	TD
Laveranues Coles	6	48	8.0	13	1
Quan Cosby	3	26	8.7	14	0
Cedric Benson	3	12	4.0	5	0
Chad Johnson	2	28	14.0	19	0
Andre Caldwell	2	25	12.5	13	0
Brian Leonard	2	7	3.5	6	0
BENGALS	18	146	8.1	19	1
OPPONENTS	12	182	15.2	45t	1

INTERCEPTIONS	NO	YDS	AVG	LG	TD
(none)	0	0	—	—	0
BENGALS	0	0	—	—	0
OPPONENTS	1	20	20.0	20	0

PUNTING	NO	YDS	AVG	NET	TB	IN-20	LG	BLK
Kevin Huber	4	192	48.0	36.5	1	0	56	0
BENGALS	4	192	48.0	36.5	1	0	56	0
OPPONENTS	7	220	31.4	28.1	0	3	37	0

PUNT RETURNS	NO	FC	YDS	AVG	LG	TD
Rico Murray	1	0	23	23.0	23	0
Quan Cosby	0	3	0	—	—	0
BENGALS	1	3	23	23.0	23	0
OPPONENTS	2	1	26	13.0	15	0

KICKOFF RETURNS	NO	YDS	AVG	LG	TD
Brian Leonard	3	54	18.0	25	0
Bernard Scott	2	74	37.0	56	0
BENGALS	5	128	25.6	56	0
OPPONENTS	3	56	18.7	31	0

FIELD GOALS	1-19	20-29	30-39	40-49	50+
Shayne Graham	0-0	0-1	0-1	0-0	0-0
BENGALS	0-0	0-1	0-1	0-0	0-0
OPPONENTS	0-0	1-1	0-0	0-0	0-0

Shayne Graham: (35WL, 28WR).
Opponents: (20G).

DEFENSE*	ST	AT	TT	SKS-YDS	INT-YDS	PD	FF	FR-YDS
Chinedum Ndukwe	7	3	10	0-0	0-0	0	0	0-0
Dhani Jones	4	3	7	0-0	0-0	0	0	0-0
Leon Hall	4	2	6	0-0	0-0	0	0	0-0
Johnathan Joseph	3	2	5	0-0	0-0	0	0	0-0
Tank Johnson	2	3	5	0-0	0-0	0	0	0-0
Jonathan Fanene	4	0	4	0-0	0-0	0	0	0-0
Chris Crocker	3	1	4	0-0	0-0	0	0	0-0
Keith Rivers	3	1	4	0-0	0-0	0	0	0-0
Brandon Johnson	1	3	4	0-0	0-0	2	0	0-0
Domata Peko	1	3	4	0-0	0-0	0	0	0-0
Robert Geathers	1	2	3	0-0	0-0	0	0	0-0
Morgan Trent	1	1	2	0-0	0-0	0	0	0-0

SPECIAL TEAMS*	ST	AT	TT	FF	FR-YDS	BP	BFG	BXP
Michael Johnson	1	1	2	0	0-0	0	0	0
Keith Rivers	1	0	1	0	0-0	0	0	0
Dan Skuta	1	0	1	0	0-0	0	0	0
Brandon Johnson	0	1	1	0	0-0	0	0	0
Brian Leonard	0	1	1	0	0-0	0	0	0
Morgan Trent	0	1	1	0	0-0	0	0	0

MISCELLANEOUS DEFENSE*	ST	AT	TT	FF	FR-YDS
J.P. Foschi	1	0	1	0	0-0
Dennis Roland	1	0	1	0	0-0

* NOTE: All defensive statistics above are press box statistics produced at the games.

2011 POSTSEASON STATISTICS

POSTSEASON RECORD: 0-1

HEAD COACH: MARVIN LEWIS
REGULAR-SEASON RECORD: 9-7
 (3RD IN AFC NORTH; WILD CARD QUALIFIER)

DATE	W-L	SCORE	OPPONENT	ATTENDANCE
1-7-12*	L	10-31	at Houston	71,725

* AFC Wild Card Playoff

TEAM STATISTICS	BENGALS	OPPONENTS
TOTAL FIRST DOWNS	21	19
Rushing	8	9
Passing	11	9
Penalty	2	1
3rd Down: Made-Att	6-13	6-12
3rd Down Pct.	46.2	50.0
4th Down: Made-Att	0-2	0-0
4th Down Pct.	0.0	—
POSSESSION AVG.	30:17	29:43
TOTAL NET YARDS	300	340
Avg. Per Game	300.0	340.0
Total Plays	65	57
Avg. Per Play	4.6	6.0
NET YARDS RUSHING	76	188
Avg. Per Game	76.0	188.0
Total Rushes	19	35
NET YARDS PASSING	224	152
Avg. Per Game	224.0	152.0
Sacked-Yards Lost	4-33	2-7
Gross Yards	257	159
Att.-Completions	42-27	20-11
Completion Pct.	64.3	55.0
Had Intercepted	3	0
PUNTS-AVG.	3-48.3	5-50.2
Net Punting Avg.	44.3	42.2
PENALTIES-YARDS	3-25	5-87
FUMBLES-BALLS LOST	1-0	0-0
TOUCHDOWNS	1	4
Rushing	1	2
Passing	0	1
Returns	0	1

SCORE BY PERIODS	1	2	3	4	OT	PTS
BENGALS	7	3	0	0	0	10
OPPONENTS	7	10	7	7	0	31

SCORING	TD	TD-R	TD-P	TD-Rt	K-PAT	FG	S	PTS
Cedric Benson	1	1	0	0	—	—	—	6
Mike Nugent	0	0	0	0	1-1	1-2	0	4
BENGALS	1	1	0	0	1-1	1-2	0	10
OPPONENTS	4	2	1	1	4-4	1-1	0	31

Two-point conversions: None. BENGALS 0-0 (0-0 R, 0-0 P), OPPONENTS 0-0 (0-0 R, 0-0 P).

Fumbles-lost: Andy Dalton 1-0. BENGALS 1-0, OPPONENTS 0-0.

PASSING	ATT	CMP	YDS	CMP%	YDS/ATT	TD	TD%	INT	INT%	LG	SKD-YDS	RAT
Andy Dalton	42	27	257	64.3	6.12	0	0.0	3	7.1	36	4-33	51.4
BENGALS	42	27	257	64.3	6.12	0	0.0	3	7.1	36	4-33	51.4
OPPONENTS	20	11	159	55.0	7.95	1	5.0	0	0.0	40t	2-7	97.7

RUSHING	ATT	YDS	AVG	LG	TD
Brian Leonard	3	34	11.3	19	0
Andy Dalton	3	17	5.7	15	0
Cedric Benson	7	14	2.0	7	1
Bernard Scott	6	11	1.8	4	0
BENGALS	19	76	4.0	19	1
OPPONENTS	35	188	5.4	42t	2

RECEIVING	REC	YDS	AVG	LG	TD
Brian Leonard	6	36	6.0	16	0
A.J. Green	5	47	9.4	21	0
Jermaine Gresham	5	46	9.2	16	0
Jerome Simpson	3	33	11.0	16	0
Bernard Scott	3	29	9.7	11	0
Ryan Whalen	2	24	12.0	20	0
Donald Lee	1	36	36.0	36	0
Andrew Hawkins	1	8	8.0	8	0
Cedric Benson	1	-2	-2.0	-2	0
BENGALS	27	257	9.5	36	0
OPPONENTS	11	159	14.5	40t	1

INTERCEPTIONS	NO	YDS	AVG	LG	TD
(none)	0	0	—	—	0
BENGALS	0	0	—	—	0
OPPONENTS	3	28	9.3	29t	1

PUNTING	NO	YDS	AVG	NET	TB	IN-20	LG	BLK
Kevin Huber	3	145	48.3	44.3	0	1	55	0
BENGALS	3	145	48.3	44.3	0	1	55	0
OPPONENTS	5	251	50.2	42.2	1	2	56	0

PUNT RETURNS	NO	FC	YDS	AVG	LG	TD
Brandon Tate	3	1	20	6.7	8	0
BENGALS	3	1	20	6.7	8	0
OPPONENTS	3	0	12	4.0	7	0

KICKOFF RETURNS	NO	YDS	AVG	LG	TD
Brandon Tate	1	22	22.0	22	0
BENGALS	1	22	22.0	22	0
OPPONENTS	0	0	—	—	0

FIELD GOALS	1-19	20-29	30-39	40-49	50+
Mike Nugent	0-0	0-0	1-1	0-0	0-1
BENGALS	0-0	0-0	1-1	0-0	0-1
OPPONENTS	0-0	0-0	1-1	0-0	0-0

Mike Nugent: (50WR, 37G).

Opponents: (39G).

DEFENSE*	ST	AT	TT	SKS-YDS	INT-YDS	PD	FF	FR-YDS
Thomas Howard	6	0	6	0-0	0-0	0	0	0-0
Jonathan Fanene	5	1	6	0-0	0-0	1	0	0-0
Reggie Nelson	5	1	6	1-7	0-0	0	0	0-0
Manny Lawson	4	1	5	0-0	0-0	0	0	0-0
Adam Jones	4	0	4	0-0	0-0	0	0	0-0
Domata Peko	4	0	4	0-0	0-0	0	0	0-0
Geno Atkins	3	1	4	1-0	0-0	0	0	0-0
Nate Clements	3	0	3	0-0	0-0	1	0	0-0
Robert Geathers	2	1	3	0-0	0-0	0	0	0-0
Rey Mauluga	1	2	3	0-0	0-0	0	0	0-0
Chris Crocker	2	0	2	0-0	0-0	1	0	0-0
Kelly Jennings	2	0	2	0-0	0-0	0	0	0-0
Frostee Rucker	1	1	2	0-0	0-0	0	0	0-0
Carlos Dunlap	1	0	1	0-0	0-0	0	0	0-0
Dan Skuta	1	0	1	0-0	0-0	0	0	0-0

SPECIAL TEAMS*	ST	AT	TT	FF	FR-YDS	BP	BFG	BXP
Clark Harris	1	0	1	0	0-0	0	0	0
Jeremy Miles	1	0	1	0	0-0	0	0	0
Gibril Wilson	1	0	1	0	0-0	0	0	0

MISCELLANEOUS DEFENSE*	ST	AT	TT	FF	FR-YDS
(none)	0	0	0	0	0-0

* NOTE: All defensive statistics above are press box statistics produced at the games.

2012 POSTSEASON STATISTICS

POSTSEASON RECORD: 0-1

HEAD COACH: MARVIN LEWIS
REGULAR-SEASON RECORD: 10-6
 (2ND IN AFC NORTH; WILD CARD QUALIFIER)

DATE	W-L	SCORE	OPPONENT	ATTENDANCE
1-5-13*	L	13-19	at Houston	71,738

* AFC Wild Card Playoff

TEAM STATISTICS	BENGALS	OPPONENTS
TOTAL FIRST DOWNS	12	24
Rushing	5	8
Passing	5	13
Penalty	2	3
3rd Down: Made-Att	0-9	8-17
3rd Down Pct.	0.0	47.1
4th Down: Made-Att	1-2	0-1
4th Down Pct.	0.0	0.0
POSSESSION AVG.	21:11	38:49
TOTAL NET YARDS	198	420
Avg. Per Game	198.0	420.0
Total Plays	48	77
Avg. Per Play	4.1	5.5
NET YARDS RUSHING	80	158
Avg. Per Game	80.0	158.0
Total Rushes	16	39
NET YARDS PASSING	118	262
Avg. Per Game	118.0	262.0
Sacked-Yards Lost	2-9	0-0
Gross Yards	127	262
Att.-Completions	30-14	38-29
Completion Pct.	46.7	76.3
Had Intercepted	1	1
PUNTS-AVG.	5-46.6	3-42.0
Net Punting Avg.	43.8	38.0
PENALTIES-YARDS	5-51	7-55
FUMBLES-BALLS LOST	1-0	0-0
TOUCHDOWNS	1	1
Rushing	0	1
Passing	0	0
Returns	1	0

SCORE BY PERIODS	1	2	3	4	OT	PTS
BENGALS	0	7	3	3	0	13
OPPONENTS	3	6	7	3	0	19

SCORING	TD	TD-R	TD-P	TD-Rt	K-PAT	FG	S	PTS
Josh Brown	0	0	0	0	1-1	2-2	0	7
Leon Hall	1	0	0	1	—	—	0	6
BENGALS	1	0	0	1	1-1	2-2	0	13
OPPONENTS	1	1	0	0	1-1	4-4	0	19

Two-point conversions: None. BENGALS 0-0 (0-0 R, 0-0 P), OPPONENTS 0-0 (0-0 R, 0-0 P).

Fumbles-lost: Brandon Tate 1-0. BENGALS 1-0, OPPONENTS 0-0.

PASSING	ATT	CMP	YDS	CMP%	YDS/ATT	TD	TD%	INT	INT%	LG	SKD-YDS	RAT
Andy Dalton	30	14	127	46.7	4.23	0	0.0	1	3.3	45	2-9	44.7
BENGALS	30	14	127	46.7	4.23	0	0.0	1	3.3	45	2-9	44.7
OPPONENTS	38	29	262	76.3	6.89	0	0.0	1	2.6	22	0-0	83.4

RUSHING	ATT	YDS	AVG	LG	TD
BenJarvus Green-Ellis	11	63	5.7	29	0
Andy Dalton	4	15	3.8	12	0
Brian Leonard	1	2	2.0	2	0
BENGALS	16	80	5.0	29	0
OPPONENTS	39	158	4.1	17	1

RECEIVING	REC	YDS	AVG	LG	TD
A.J. Green	5	80	16.0	45	0
Marvin Jones	3	34	11.3	15	0
Andrew Hawkins	2	15	7.5	8	0
Jermaine Gresham	2	7	3.5	6	0
BenJarvus Green-Ellis	2	-9	-4.5	-3	0
BENGALS	14	127	9.1	45	0
OPPONENTS	29	262	9.0	22	0

INTERCEPTIONS	NO	YDS	AVG	LG	TD
Leon Hall	1	21	21.0	21t	1
BENGALS	1	21	21.0	21t	1
OPPONENTS	1	14	14.0	14	0

PUNTING	NO	YDS	AVG	NET	TB	IN-20	LG	BLK
Kevin Huber	5	233	46.6	43.8	0	3	53	0
BENGALS	5	233	46.6	43.8	0	3	53	0
OPPONENTS	3	126	42.0	38.0	0	1	48	0

PUNT RETURNS	NO	FC	YDS	AVG	LG	TD
Brandon Tate	2	0	12	6.0	12	0
Adam Jones	1	0	0	0.0	0	0
BENGALS	3	0	12	4.0	12	0
OPPONENTS	2	3	14	7.0	11	0

KICKOFF RETURNS	NO	YDS	AVG	LG	TD
Adam Jones	4	103	25.8	34	0
Cedric Peerman	1	10	10.0	10	0
Brandon Tate	1	43	43.0	43	0
BENGALS	6	156	26.0	43	0
OPPONENTS	2	47	23.5	26	0

FIELD GOALS	1-19	20-29	30-39	40-49	50+
Josh Brown	0-0	0-0	1-1	1-1	0-0
BENGALS	0-0	0-0	1-1	1-1	0-0
OPPONENTS	0-0	3-3	0-0	1-1	0-0

Josh Brown: (34G, 47G).

Opponents: (48G, 27G, 22G, 24G).

DEFENSE*	ST	AT	TT	SKS-YDS	INT-YDS	PD	FF	FR-YDS
Reggie Nelson	9	1	10	0-0	0-0	0	0	0-0
Rey Mauluga	6	4	10	0-0	0-0	0	0	0-0
Nate Clements	8	1	9	0-0	0-0	0	0	0-0
Terence Newman	7	0	7	0-0	0-0	1	0	0-0
Vontaze Burfict	4	2	6	0-0	0-0	0	0	0-0
Leon Hall	4	0	4	0-0	1-21	1	0	0-0
Pat Sims	4	0	4	0-0	0-0	0	0	0-0
Domata Peko	3	1	4	0-0	0-0	0	0	0-0
Robert Geathers	2	2	4	0-0	0-0	0	0	0-0
Carlos Dunlap	2	1	3	0-0	0-0	0	0	0-0
Geno Atkins	1	2	3	0-0	0-0	0	0	0-0
Manny Lawson	2	0	2	0-0	0-0	0	0	0-0
Michael Johnson	1	1	2	0-0	0-0	0	0	0-0
Emmanuel Lamur	1	1	2	0-0	0-0	0	0	0-0
Adam Jones	1	0	1	0-0	0-0	1	0	0-0
Dan Skuta	1	0	1	0-0	0-0	0	0	0-0
Wallace Gilberry	0	1	1	0-0	0-0	0	0	0-0

SPECIAL TEAMS*	ST	AT	TT	FF	FR-YDS	BP	BFG	BXP
Ryan Whalen	2	0	2	0	0-0	0	0	0
Clark Harris	1	0	1	0	0-0	0	0	0
Cedric Peerman	1	0	1	0	0-0	0	0	0

MISCELLANEOUS DEFENSE*	ST	AT	TT	FF	FR-YDS
Clint Boling	1	0	1	0	0-0

* NOTE: All defensive statistics above are press box statistics produced at the games.

2013 POSTSEASON STATISTICS

POSTSEASON RECORD: 0-1

HEAD COACH: MARVIN LEWIS
REGULAR-SEASON RECORD: 11-5
 (1ST IN AFC NORTH)

DATE	W-L	SCORE	OPPONENT	ATTENDANCE
1-5-14*	L	10-27	SAN DIEGO	62,277

* AFC Wild Card Playoff

TEAM STATISTICS	BENGALS	OPPONENTS
TOTAL FIRST DOWNS.....	27	16
Rushing.....	6	6
Passing.....	20	9
Penalty.....	1	1
3rd Down: Made-Att.....	3-12	4-12
3rd Down Pct.....	25.0	33.3
4th Down: Made-Att.....	1-3	0-0
4th Down Pct.....	33.3	0.0
POSSESSION AVG.....	30:32	29:28
TOTAL NET YARDS.....	439	318
Avg. Per Game.....	439.0	318.0
Total Plays.....	79	57
Avg. Per Play.....	5.6	5.6
NET YARDS RUSHING.....	113	196
Avg. Per Game.....	113.0	196.0
Total Rushes.....	25	40
NET YARDS PASSING.....	326	122
Avg. Per Game.....	326.0	122.0
Sacked-Yards Lost.....	3-8	1-6
Gross Yards.....	334	128
Att.-Completions.....	51-29	16-12
Completion Pct.....	56.9	75.0
Had Intercepted.....	2	0
PUNTS-AVG.....	3-39.3	6-43.2
Net Punting Avg.....	32.7	42.2
PENALTIES-YARDS.....	4-38	5-28
FUMBLES-BALLS LOST.....	3-2	0-0
TOUCHDOWNS.....	1	3
Rushing.....	0	2
Passing.....	1	1
Returns.....	0	0

SCORE BY PERIODS	1	2	3	4	OT	PTS
BENGALS.....	0	10	0	0	0	10
OPPONENTS.....	7	0	10	10	0	27

SCORING	TD	TD-R	TD-P	TD-Rt	K-PAT	FG	S	PTS
Jermaine Gresham.....	1	0	1	0	—	—	0	6
Mike Nugent.....	0	0	0	0	1-1	1-1	0	4
BENGALS.....	1	0	1	0	1-1	1-1	0	10
OPPONENTS.....	3	2	1	0	3-3	2-2	0	27

Two-point conversions: None. BENGALS 0-0 (0-0 R, 0-0 P), OPPONENTS 0-0 (0-0 R, 0-0 P).

Fumbles-lost: Andy Dalton 2-1, Giovanni Bernard 1-1. BENGALS 3-2, OPPONENTS 0-0.

PASSING	ATT	CMP	YDS	CMP%	YDS/ATT	TD	TD%	INT	INT%	LG	SKD-YDS	RAT
Andy Dalton.....	51	29	334	56.9	6.55	1	2.0	2	3.9	49	3-8	67.0
BENGALS.....	51	29	334	56.9	6.55	1	2.0	2	3.9	49	3-8	67.0
OPPONENTS.....	16	12	128	75.0	8.00	1	6.3	0	0.0	33	1-6	118.8

RUSHING	ATT	YDS	AVG	LG	TD
Giovani Bernard.....	12	45	3.8	12	0
BenJarvus Green-Ellis.....	8	42	5.3	12	0
Andy Dalton.....	5	26	5.2	12	0
BENGALS.....	25	113	4.5	12	0
OPPONENTS.....	40	196	4.9	58t	2

RECEIVING	REC	YDS	AVG	LG	TD
Marvin Jones.....	8	130	16.3	49	0
Giovani Bernard.....	7	73	10.4	17	0
Jermaine Gresham.....	7	64	9.1	13	1
A.J. Green.....	3	34	11.3	14	0
Andrew Hawkins.....	3	20	6.7	10	0
Mohamed Sanu.....	1	13	13.0	13	0
BENGALS.....	29	334	11.5	49	1
OPPONENTS.....	12	128	10.7	33	1

INTERCEPTIONS	NO	YDS	AVG	LG	TD
(none).....	0	0	—	—	0
BENGALS.....	0	0	—	—	0
OPPONENTS.....	2	33	16.5	30	0

PUNTING	NO	YDS	AVG	NET	TB	IN-20	LG	BLK
Zoltan Mesko.....	3	118	39.3	32.7	1	2	50	0
BENGALS.....	3	118	39.3	32.7	1	2	50	0
OPPONENTS.....	6	259	43.2	42.2	0	2	51	0

PUNT RETURNS	NO	FC	YDS	AVG	LG	TD
Brandon Tate.....	3	3	6	2.0	12	0
BENGALS.....	3	3	6	2.0	12	0
OPPONENTS.....	0	2	0	—	—	0

KICKOFF RETURNS	NO	YDS	AVG	LG	TD
Brandon Tate.....	5	128	25.6	33	0
Cedric Peerman.....	1	23	23.0	23	0
BENGALS.....	6	151	25.2	33	0
OPPONENTS.....	1	23	23.0	23	0

FIELD GOALS	1-19	20-29	30-39	40-49	50+
Mike Nugent.....	0-0	0-0	0-0	1-1	0-0
BENGALS.....	0-0	0-0	0-0	1-1	0-0
OPPONENTS.....	0-0	2-2	0-0	0-0	0-0

Mike Nugent: (46G).
Opponents: (25G, 23G).

DEFENSE*	ST	AT	TT	SKS-YDS	INT-YDS	PD	FF	FR-YDS
Rey Mauluga.....	12	3	15	0-0	0-0	0	0	0-0
Adam Jones.....	7	0	7	0-0	0-0	0	0	0-0
Vontaze Burfict.....	2	5	7	0.5-3	0-0	0	0	0-0
Brandon Thompson.....	3	2	5	0-0	0-0	0	0	0-0
Reggie Nelson.....	4	0	4	0-0	0-0	0	0	0-0
Carlos Dunlap.....	2	2	4	0-0	0-0	0	0	0-0
James Harrison.....	3	0	3	0-0	0-0	0	0	0-0
Wallace Gilberry.....	2	1	3	0-0	0-0	0	0	0-0
George Iloka.....	2	0	2	0-0	0-0	0	0	0-0
Dre Kirkpatrick.....	2	0	2	0-0	0-0	0	0	0-0
Domata Peko.....	2	0	2	0-0	0-0	0	0	0-0
Chris Crocker.....	1	1	2	0.5-3	0-0	0	0	0-0
Michael Johnson.....	1	0	1	0-0	0-0	0	0	0-0

SPECIAL TEAMS*	ST	AT	TT	FF	FR-YDS	BP	BFG	BXP
Vincent Rey.....	1	0	1	0	0-0	0	0	0

MISCELLANEOUS DEFENSE*	ST	AT	TT	FF	FR-YDS
Giovani Bernard.....	1	0	1	0	0-0
Tyler Eifert.....	1	0	1	0	0-0
Marvin Jones.....	1	0	1	0	0-0
Mohamed Sanu.....	1	0	1	0	0-0

* NOTE: All defensive statistics above are press box statistics produced at the games.

2014 POSTSEASON STATISTICS

POSTSEASON RECORD: 0-1

HEAD COACH: MARVIN LEWIS
REGULAR-SEASON RECORD: 10-5-1
 (2ND IN AFC NORTH; WILD CARD QUALIFIER)

DATE	W-L	SCORE	OPPONENT	ATTENDANCE
1-4-15*	L	10-26	at Indianapolis	63,385

* AFC Wild Card Playoff

TEAM STATISTICS	BENGALS	OPPONENTS
TOTAL FIRST DOWNS	14	22
Rushing	6	6
Passing	7	15
Penalty	1	1
3rd Down: Made-Att	6-15	6-14
3rd Down Pct.	40.0	42.9
4th Down: Made-Att	0-0	0-0
4th Down Pct.	0.0	0.0
POSSESSION AVG.	25:50	34:10
TOTAL NET YARDS	254	482
Avg. Per Game	254.0	482.0
Total Plays	59	70
Avg. Per Play	4.3	6.9
NET YARDS RUSHING	110	114
Avg. Per Game	110.0	114.0
Total Rushes	21	25
NET YARDS PASSING	144	368
Avg. Per Game	144.0	368.0
Sacked-Yards Lost	3-11	1-8
Gross Yards	155	376
Att.-Completions	35-18	44-31
Completion Pct.	51.4	70.5
Had Intercepted	0	0
PUNTS-AVG.	8-47.5	4-51.5
Net Punting Avg.	43.1	36.5
PENALTIES-YARDS	6-45	9-66
FUMBLES-BALLS LOST	1-1	2-1
TOUCHDOWNS	1	2
Rushing	1	1
Passing	0	1
Returns	0	0

SCORE BY PERIODS	1	2	3	4	OT	PTS
BENGALS	7	3	0	0	0	10
OPPONENTS	7	6	10	3	0	26

SCORING	TD	TD-R	TD-P	TD-Rt	K-PAT	FG	S	PTS
Jeremy Hill	1	1	0	0	—	—	0	6
Mike Nugent	0	0	0	0	1-1	1-1	0	4
BENGALS	1	1	0	0	1-1	1-1	0	10
OPPONENTS	2	1	1	0	2-2	4-4	0	26

Two-point conversions: None. BENGALS 0-0 (0-0 R, 0-0 P), OPPONENTS 0-0 (0-0 R, 0-0 P).

Fumbles-lost: Andy Dalton 1-1. BENGALS 1-1, OPPONENTS 2-1.

PASSING	ATT	CMP	YDS	CMP%	YDS/ATT	TD	TD%	INT	INT%	LG	SKD-YDS	RAT
Andy Dalton	35	18	155	51.4	4.43	0	0.0	0	0.0	26	3-11	63.4
BENGALS	35	18	155	51.4	4.43	0	0.0	0	0.0	26	3-11	63.4
OPPONENTS	44	31	376	70.5	8.55	1	2.3	0	0.0	45	1-8	104.0

RUSHING	ATT	YDS	AVG	LG	TD
Jeremy Hill	13	47	3.6	18	1
Andy Dalton	4	34	8.5	16	0
Rex Burkhead	1	23	23.0	23	0
Giovani Bernard	3	6	2.0	6	0
BENGALS	21	110	5.2	23	1
OPPONENTS	25	114	4.6	27	1

RECEIVING	REC	YDS	AVG	LG	TD
Giovani Bernard	8	46	5.8	13	0
Ryan Hewitt	3	37	12.3	14	0
Rex Burkhead	3	34	11.3	26	0
Mohamed Sanu	3	31	10.3	11	0
Kevin Brock	1	7	7.0	7	0
BENGALS	18	155	8.6	26	0
OPPONENTS	31	376	12.1	45	1

INTERCEPTIONS	NO	YDS	AVG	LG	TD
(none)	0	0	—	—	0
BENGALS	0	0	—	—	0
OPPONENTS	0	0	—	—	0

PUNTING	NO	YDS	AVG	NET	TB	IN-20	LG	BLK
Kevin Huber	8	380	47.5	43.1	0	3	62	0
BENGALS	8	380	47.5	43.1	0	3	62	0
OPPONENTS	4	206	51.5	36.5	2	0	68	0

PUNT RETURNS	NO	FC	YDS	AVG	LG	TD
Brandon Tate	1	0	19	19.0	19	0
Adam Jones	1	0	1	1.0	1	0
BENGALS	2	0	20	10.0	19	0
OPPONENTS	5	2	35	7.0	15	0

KICKOFF RETURNS	NO	YDS	AVG	LG	TD
Adam Jones	3	80	26.7	32	0
BENGALS	3	80	26.7	32	0
OPPONENTS	3	76	25.3	38	0

FIELD GOALS	1-19	20-29	30-39	40-49	50+
Mike Nugent	0-0	0-0	0-0	0-0	1-1
BENGALS	0-0	0-0	0-0	0-0	1-1
OPPONENTS	0-0	2-2	1-1	0-0	1-1

Mike Nugent: (57G).
Opponents: (38G, 29G, 22G, 53G).

DEFENSE*	ST	AT	TT	SKS-YDS	INT-YDS	PD	FF	FR-YDS
Vincent Rey	5	6	11	0-0	0-0	0	1	0-0
Emmanuel Lamur	6	0	6	0-0	0-0	0	0	0-0
Adam Jones	4	2	6	0-0	0-0	0	0	0-0
Reggie Nelson	4	1	5	0-0	0-0	0	0	1-6
Marquis Flowers	3	2	5	0-0	0-0	0	0	0-0
George Iloka	2	3	5	0-0	0-0	0	0	0-0
Brandon Thompson	2	2	4	0-0	0-0	0	0	0-0
Terence Newman	3	0	3	0-0	0-0	1	0	0-0
Geno Atkins	2	1	3	0.5-4	0-0	0	0	0-0
Dre Kirkpatrick	2	1	3	0-0	0-0	1	0	0-0
Domata Peko	1	2	3	0-0	0-0	0	0	0-0
Darqueze Dennard	2	2	2	0-0	0-0	0	1	0-0
Rey Mauluga	2	0	2	0-0	0-0	1	0	0-0
Carlos Dunlap	1	1	2	0-0	0-0	0	0	0-0
Leon Hall	1	1	2	0-0	0-0	1	0	0-0
Wallace Gilberry	0	2	2	0-0	0-0	0	0	0-0
Margus Hunt	0	2	2	0.5-4	0-0	0	0	0-0

SPECIAL TEAMS*	ST	AT	TT	FF	FR-YDS	BP	BFG	BXP
Clark Harris	1	2	3	0	0-0	0	0	0
Taylor Mays	2	0	2	0	0-0	0	0	0
Cedric Peerman	0	2	2	0	0-0	0	0	0
Ryan Hewitt	1	0	1	0	0-0	0	0	0
Dre Kirkpatrick	1	0	1	0	0-0	0	0	0
Nico Johnson	0	1	1	0	0-0	0	0	0
Shawn Williams	0	1	1	0	0-0	0	0	0

MISCELLANEOUS DEFENSE*	ST	AT	TT	FF	FR-YDS
Clint Boling	1	0	1	0	0-0

* NOTE: All defensive statistics above are press box statistics produced at the games.

2015 POSTSEASON STATISTICS

POSTSEASON RECORD: 0-1

HEAD COACH: MARVIN LEWIS
REGULAR-SEASON RECORD: 12-4
 (1ST IN AFC NORTH)

DATE	W-L	SCORE	OPPONENT	ATTENDANCE
1-9-16*	L	16-18	PITTSBURGH	63,257

* AFC Wild Card Playoff

TEAM STATISTICS	BENGALS	OPPONENTS
TOTAL FIRST DOWNS	19	21
Rushing	5	6
Passing	11	10
Penalty	3	5
3rd Down: Made-Att	5-15	2-13
3rd Down Pct.	33.3	15.4
4th Down: Made-Att	1-1	1-1
4th Down Pct.	100.0	100.0
POSSESSION AVG	29:23	30:37
TOTAL NET YARDS	279	369
Avg. Per Game	279.0	369.0
Total Plays	68	69
Avg. Per Play	4.1	5.3
NET YARDS RUSHING	91	167
Avg. Per Game	91.0	167.0
Total Rushes	24	29
NET YARDS PASSING	188	202
Avg. Per Game	188.0	202.0
Sacked-Yards Lost	3-24	4-38
Gross Yards	212	240
Att.-Completions	41-23	36-20
Completion Pct.	56.1	55.6
Had Intercepted	1	1
PUNTS-AVG	6-42.5	7-41.9
Net Punting Avg.	6-41.2	7-37.0
PENALTIES-YARDS	8-79	10-142
FUMBLES-BALLS LOST	5-3	2-1
TOUCHDOWNS	2	1
Rushing	1	0
Passing	1	1
Returns	0	0

SCORE BY PERIODS	1	2	3	4	OT	PTS
BENGALS	0	0	0	16	0	16
OPPONENTS	0	6	9	3	0	18

SCORING	TD	TD-R	TD-P	TD-Rt	K-PAT	FG	S	PTS
A.J. Green	1	0	1	0	—	—	0	6
Jeremy Hill	1	1	0	0	—	—	0	6
Mike Nugent	0	0	0	0	1-1	1-1	0	4
BENGALS	2	1	1	0	1-1	1-1	0	16
OPPONENTS	1	0	1	0	0-0	4-4	0	18

Two-point conversions: None. BENGALS 0-1 (0-1 R, 0-0 P), OPPONENTS 0-1 (0-0 R, 0-1 P).

Fumbles-lost: AJ McCarron 3-1, Giovanni Bernard 1-1, Jeremy Hill 1-1. BENGALS 5-3 OPPONENTS 2-1.

PASSING	ATT	CMP	YDS	CMP%	YDS/ATT	TD	TD%	INT	INT%	LG	SKD-YDS	RAT
AJ McCarron	41	23	212	56.1	5.17	1	2.4	1	2.4	25t	3-24	68.3
BENGALS	41	23	212	56.1	5.17	1	2.4	1	2.4	25t	3-24	68.3
OPPONENTS	36	20	240	55.6	6.67	1	2.8	1	2.8	60	4-38	73.8

RUSHING	ATT	YDS	AVG	LG	TD
Jeremy Hill	12	50	4.2	38	1
Giovani Bernard	6	28	4.7	14	0
AJ McCarron	5	9	1.8	6	0
Rex Burkhead	1	4	4.0	4	0
BENGALS	24	91	3.8	38	1
OPPONENTS	29	167	5.8	44	0

RECEIVING	REC	YDS	AVG	LG	TD
A.J. Green	5	71	14.2	25t	1
Tyler Eifert	5	58	11.6	18	0
Marvin Jones	4	32	8.0	13	0
Jeremy Hill	3	27	9.0	13	0
Mohamed Sanu	3	17	5.7	8	0
Giovani Bernard	2	2	1.0	4	0
Rex Burkhead	1	5	5.0	5	0
BENGALS	23	212	9.2	25t	1
OPPONENTS	20	240	12.0	60	1

INTERCEPTIONS	NO	YDS	AVG	LG	TD
Vontaze Burfict	1	0	0.0	0	0
BENGALS	1	0	0.0	0	0
OPPONENTS	1	35	35.0	35	0

PUNTING	NO	YDS	AVG	NET	TB	IN-20	LG	BLK
Kevin Huber	6	255	42.5	41.2	0	3	51	0
BENGALS	6	255	42.5	41.2	0	3	51	0
OPPONENTS	7	293	41.9	37.0	0	3	47	0

PUNT RETURNS	NO	FC	YDS	AVG	LG	TD
Adam Jones	1	1	24	24.0	24	0
Brandon Tate	1	2	10	10.0	10	0
BENGALS	2	3	34	17.0	24	0
OPPONENTS	2	2	8	4.0	6	0

KICKOFF RETURNS	NO	YDS	AVG	LG	TD
Adam Jones	2	50	25.0	28	0
BENGALS	2	50	25.0	28	0
OPPONENTS	1	16	16.0	16	0

FIELD GOALS	1-19	20-29	30-39	40-49	50+
Mike Nugent	0-0	0-0	1-1	0-0	0-0
BENGALS	0-0	0-0	1-1	0-0	0-0
OPPONENTS	0-0	0-0	4-4	0-0	0-0

Mike Nugent: (36G).

Opponents: (39G, 30G, 34G, 35G).

DEFENSE*	ST	AT	TT	SKS-YDS	INT-YDS	PD	FF	FR-YDS
Rey Mauluga	7	3	10	0-0	0-0	0	0	0-0
Vontaze Burfict	5	1	6	1-12	1-0	1	1	0-0
Shawn Williams	5	0	5	0-0	0-0	0	1	0-0
George Iloka	4	1	5	0-0	0-0	0	0	1-0
Michael Johnson	4	1	5	0-0	0-0	0	0	0-0
Geno Atkins	3	0	3	1-5	0-0	0	0	0-0
Reggie Nelson	3	0	3	1-10	0-0	0	0	0-0
Derron Smith	3	0	3	0-0	0-0	0	0	0-0
Dre Kirkpatrick	2	1	3	0-0	0-0	0	0	0-0
Chris Lewis-Harris	2	1	3	0-0	0-0	1	0	0-0
Carlos Dunlap	1	2	3	0.5-5.5	0-0	1	0	0-0
Leon Hall	2	0	2	0-0	0-0	1	0	0-0
Adam Jones	1	1	2	0-0	0-0	0	0	0-0
Vincent Rey	1	1	2	0-0	0-0	1	0	0-0
Will Clarke	1	0	1	0-0	0-0	0	0	0-0
A.J. Hawk	1	0	1	0-0	0-0	0	0	0-0
Wallace Gilberry	0	1	1	0-0	0-0	0	0	0-0
Pat Sims	0	1	1	0.5-5.5	0-0	1	0	0-0

SPECIAL TEAMS*	ST	AT	TT	FF	FR-YDS	BP	BFG	BXP
P.J. Dawson	1	0	1	0	0-0	0	0	0
Rex Burkhead	0	1	1	0	0-0	0	0	0
Chris Lewis-Harris	0	1	1	0	0-0	0	0	0
Trevor Roach	0	1	1	0	0-0	0	0	0
Josh Shaw	0	1	1	0	0-0	0	0	0

MISCELLANEOUS DEFENSE*	ST	AT	TT	FF	FR-YDS
Clint Boling	1	1	2	0	0-0
Giovani Bernard	1	0	1	0	0-0
A.J. Green	0	1	1	0	0-0

* NOTE: All defensive statistics above are press box statistics produced at the games.

2021 POSTSEASON STATISTICS

POSTSEASON RECORD: 3-1

HEAD COACH: ZAC TAYLOR
REGULAR-SEASON RECORD: 10-7
 (1ST IN AFC NORTH)

DATE	W-L	SCORE	OPPONENT	ATTENDANCE
1-15-22*	W	26-19	LAS VEGAS	66,277
1-22-22**	W	19-16	at Tennessee	69,242
1-30-22***	W	27-24 (OT)	at Kansas City	73,377
2-13-22###	L	20-23	L.A. RAMS	70,048

* AFC Wild Card Playoff
 ** AFC Divisional Playoff
 *** AFC Championship
 ### Super Bowl LVI (at SoFi Stadium in Inglewood, Calif.)

TEAM STATISTICS

	BENGALS	OPPONENTS
TOTAL FIRST DOWNS	71	81
Rushing	21	19
Passing	49	55
Penalty	1	7
3rd Down: Made-Att	23-55	21-53
3rd Down Pct.	41.8	39.6
4th Down: Made-Att	2-4	2-4
4th Down Pct.	50.0	50.0
POSSESSION AVG.	31:51	28:09
TOTAL NET YARDS	1317	1426
Avg. Per Game	329.3	356.5
Total Plays	252	256
Avg. Per Play	5.2	5.6
NET YARDS RUSHING	343	425
Avg. Per Game	85.8	106.3
Total Rushes	90	88
NET YARDS PASSING	974	1001
Avg. Per Game	243.5	250.3
Sacked-Yards Lost	19-137	10-87
Gross Yards	1111	1088
Att.-Completions	143-98	158-96
Completion Pct.	68.5	60.8
Had Intercepted	2	8
PUNTS-AVG.	16-42.1	16-45.9
Net Punting Avg.	16-40.3	16-38.7
PENALTIES-YARDS	21-163	13-82
FUMBLES-BALLS LOST	0-0	4-1
TOUCHDOWNS	7	9
Rushing	1	1
Passing	6	8
Returns	0	0

SCORE BY PERIODS

	1	2	3	4	OT	PTS
BENGALS	22	27	31	9	3	92
OPPONENTS	17	36	13	16	0	82

SCORING

	TD	TD-R	TD-P	TD-Rt	K-PAT	FG	S	PTS
Evan McPherson	0	0	0	0	6-6	14-14	0	48
Tee Higgins	2	0	2	0	—	—	0	12
Tyler Boyd	1	0	1	0	—	—	0	6
Ja'Marr Chase	1	0	1	0	—	—	0	6
Joe Mixon	1	1	0	0	—	—	0	6
Samaje Perine	1	0	1	0	—	—	0	6
C.J. Uzomah	1	0	1	0	—	—	0	6
Trent Taylor	0	0	0	0	—	—	0	2
BENGALS	7	1	6	0	6-6	14-14	0	92
OPPONENTS	9	1	8	0	7-7	7-7	0	82

Two-point conversions: Trent Taylor 1. BENGALS 1-1 (0-0 R, 1-1 P), OPPONENTS 0-2 (0-1 R, 0-1 P).

Fumbles-lost: None. BENGALS 0-0, OPPONENTS 4-1.

PASSING	ATT	CMP	YDS	CMP%	YDS/ATT	TD	TD%	INT	INT%	LG	SKD-YDS	RAT
Joe Burrow	142	97	1105	68.3	7.78	5	3.5	2	1.4	75t	19-137	97.3
Joe Mixon	1	1	6	100.0	6.00	1	100.0	0	0.0	6t	0-0	131.3
BENGALS	143	98	1111	68.5	7.77	6	4.2	2	1.4	75t	19-137	99.7
OPPONENTS	158	96	1088	60.8	6.89	8	5.1	8	5.1	44	10-87	77.2

RUSHING	ATT	YDS	AVG	LG	TD
Joe Mixon	67	262	3.9	23	1
Ja'Marr Chase	6	32	5.3	15	0
Joe Burrow	11	31	2.8	11	0
Chris Evans	2	13	6.5	9	0
Tyler Boyd	1	3	3.0	3	0
Samaje Perine	3	2	0.7	2	0
BENGALS	90	343	3.8	23	1
OPPONENTS	88	425	4.8	45	1

RECEIVING	REC	YDS	AVG	LG	TD
Ja'Marr Chase	25	368	14.7	57	1
Tee Higgins	18	309	17.2	75t	2
Joe Mixon	18	107	5.9	21	0
C.J. Uzomah	15	146	9.7	32	1
Tyler Boyd	15	110	7.3	16	1
Samaje Perine	4	47	11.8	41t	1
Mike D. Thomas	1	17	17.0	17	0
Drew Sample	1	4	4.0	4	0
Chris Evans	1	3	3.0	3	0
BENGALS	98	1111	11.3	75t	6
OPPONENTS	96	1088	11.3	44	8

INTERCEPTIONS	NO	YDS	AVG	LG	TD
Jessie Bates III	2	0	0.0	0	0
Mike Hilton	1	19	19.0	19	0
Vonn Bell	1	5	5.0	5	0
B.J. Hill	1	3	3.0	3	0
Germaine Pratt	1	2	2.0	2	0
Chidobe Awuzie	1	1	1.0	1	0
Logan Wilson	1	0	0.0	0	0
BENGALS	8	30	3.8	19	0
OPPONENTS	2	15	7.5	15	0

PUNTING	NO	YDS	AVG	NET	TB	IN-20	LG	BLK
Kevin Huber	16	674	42.1	40.3	0	4	57	0
BENGALS	16	674	42.1	40.3	0	4	57	0
OPPONENTS	16	735	45.9	38.7	2	7	58	0

PUNT RETURNS	NO	FC	YDS	AVG	LG	TD
Trent Taylor	6	5	76	12.7	20	0
BENGALS	6	5	76	12.7	20	0
OPPONENTS	8	5	30	3.8	12	0

KICKOFF RETURNS	NO	YDS	AVG	LG	TD
Chris Evans	9	211	23.4	32	0
BENGALS	9	211	23.4	32	0
OPPONENTS	8	154	19.3	35	0

FIELD GOALS

	1-19	20-29	30-39	40-49	50+
Evan McPherson	0-0	2-2	7-7	2-2	3-3
BENGALS	0-0	2-2	7-7	2-2	3-3
OPPONENTS	0-0	2-2	2-2	3-3	0-0

Evan McPherson: (31G, 30G, 43G, 28G), (38G, 45G, 54G, 52G), (32G, 31G, 52G, 31G), (29G, 38G).

Opponents: (47G, 28G, 34G, 28G), (34G), (44G), (41G).

DEFENSE*	ST	AT	TT	SKS-YDS	INT-YDS	PD	FF	FR-YDS
Logan Wilson	26	13	39	0-0	1-0	3	0	0-0
Germaine Pratt	20	9	29	0-0	1-2	1	0	0-0
Chidobe Awuzie	16	8	24	0-0	1-1	1	0	0-0
Vonn Bell	17	6	23	1-7	1-5	1	0	0-0
Sam Hubbard	13	9	22	3-29	0-0	1	1	0-0
Eli Apple	15	6	21	0-0	0-0	3	0	0-0
Jessie Bates III	11	9	20	0-0	2-0	6	0	0-0
Mike Hilton	8	5	13	0-0	1-19	4	0	0-0
B.J. Hill	6	7	13	1.5-11.5	1-3	1	0	0-0
DJ Reader	7	5	12	1-6	0-0	0	0	0-0
Trey Hendrickson	5	3	8	3.5-33.5	0-0	0	1	0-0
Tre Flowers	6	1	7	0-0	0-0	2	0	0-0
Khalid Kareem	2	1	3	0-0	0-0	0	0	0-0
Markus Bailey	1	2	3	0-0	0-0	0	0	0-0
Zach Kerr	1	0	1	0-0	0-0	0	0	0-0
Cam Sample	1	0	1	0-0	0-0	0	0	0-0
Larry Ogunjobi	0	0	0	0-0	0-0	0	0	1-11

SPECIAL TEAMS*

	ST	AT	TT	FF	FR-YDS	BP	BFG	BXP
Tre Flowers	4	0	4	0	0-0	0	0	0
Markus Bailey	3	0	3	0	0-0	0	0	0
Michael J. Thomas	3	0	3	0	0-0	0	0	0
Mike D. Thomas	2	1	3	0	0-0	0	0	0
Ricardo Allen	1	0	1	0	0-0	0	0	0
Chris Evans	1	0	1	0	0-0	0	0	0
Clay Johnston	1	0	1	0	0-0	0	0	0

MISCELLANEOUS DEFENSE*

	ST	AT	TT	FF	FR-YDS
Ja'Marr Chase	1	0	1	0	0-0
Samaje Perine	1	0	1	0	0-0

* NOTE: All defensive statistics above are press box statistics produced at the games.

2022 POSTSEASON STATISTICS

RECORD: 2-1

HEAD COACH: ZAC TAYLOR
REGULAR-SEASON RECORD: 12-4
 (1ST IN AFC NORTH)

DATE	W-L	SCORE	OPPONENT	ATTENDANCE
1-15-23*	W	24-17	BALTIMORE	66,399
1-22-23**	W	27-10	at Buffalo	70,733
1-29-23***	L	20-23	at Kansas City	73,426

* AFC Wild Card Playoff
 ** AFC Divisional Playoff
 *** AFC Championship

TEAM STATISTICS	BENGALS	OPPONENTS
TOTAL FIRST DOWNS	66	65
Rushing	24	18
Passing	36	42
Penalty	6	5
3rd Down: Made-Att.	19-37	15-37
3rd Down Pct.	51.4	40.5
4th Down: Made-Att.	1-1	4-6
4th Down Pct.	100.0	66.7
POSSESSION AVG.	29:32	30:28
TOTAL NET YARDS	955	1046
Avg. Per Game	318.3	348.7
Total Plays	188	194
Avg. Per Play	5.1	5.4
NET YARDS RUSHING	294	261
Avg. Per Game	98.0	87.0
Total Rushes	69	74
NET YARDS PASSING	661	785
Avg. Per Game	220.3	261.7
Sacked-Yards Lost	10-60	6-31
Gross Yards	721	816
Att.-Completions	109-72	114-71
Completion Pct.	66.1	62.3
Had Intercepted	2	2
PUNTS-AVG.	9-46.7	11-42.9
Net Punting Avg.	9-39.2	11-39.4
PENALTY-TIES-YARDS	18-122	16-151
FUMBLES-BALLS LOST	2-1	4-2
TOUCHDOWNS	8	5
Rushing	3	1
Passing	4	4
Returns	1	0

SCORE BY PERIODS	1	2	3	4	OT	PTS
BENGALS	17	15	22	17	0	71
OPPONENTS	3	27	17	3	0	50

SCORING	TD	TD-R	TD-P	TD-Rt	K-PAT	FG	S	PTS
Evan McPherson	0	0	0	0	6-7	5-5	0	21
Ja'Marr Chase	2	0	2	0	—	—	0	12
Tee Higgins	1	0	1	0	—	—	0	8
Joe Burrow	1	1	0	0	—	—	0	6
Sam Hubbard	1	0	0	1	—	—	0	6
Hayden Hurst	1	0	1	0	—	—	0	6
Joe Mixon	1	1	0	0	—	—	0	6
Samaje Perine	1	1	0	0	—	—	0	6
BENGALS	8	3	4	1	6-7	5-5	0	71
OPPONENTS	5	1	4	0	5-5	5-5	0	50

Two-point conversions: Tee Higgins 1. BENGALS 1-1 (0-0 R, 1-1 P), OPPONENTS 0-0 (0-0 R, 0-0 P).

Fumbles-lost: Hayden Hurst 1-1, Trent Taylor 1-0. BENGALS 2-1, OPPONENTS 4-2.

PASSING	ATT	CMP	YDS	CMP%	YDS/ATT	TD	TD%	INT	INT%	LG	SKD-YDS	RAT
Joe Burrow	109	72	721	66.1	6.61	4	3.7	2	1.8	35	10-60	89.3
BENGALS	109	72	721	66.1	6.61	4	3.7	2	1.8	35	10-60	89.3
OPPONENTS	114	71	816	62.3	7.16	4	3.5	2	1.8	41t	6-31	88.2

RUSHING	ATT	YDS	AVG	LG	TD
Joe Mixon	39	163	4.2	16	1
Joe Burrow	15	70	4.7	21	1
Samaje Perine	14	58	4.1	11	1
Ja'Marr Chase	1	3	3.0	3	0
BENGALS	69	294	4.3	21	3
OPPONENTS	74	261	3.5	35	1

RECEIVING	REC	YDS	AVG	LG	TD
Ja'Marr Chase	20	220	11.0	35	2
Tee Higgins	13	148	11.4	27t	1
Hayden Hurst	13	141	10.8	23	1
Joe Mixon	8	50	6.3	13	0
Samaje Perine	8	35	4.4	11	0
Tyler Boyd	6	89	14.8	24	0
Trenton Irwin	2	19	9.5	13	0
Mitchell Wilcox	2	19	9.5	10	0
BENGALS	72	721	10.0	35	4
OPPONENTS	71	816	11.5	41t	4

INTERCEPTIONS	NO	YDS	AVG	LG	TD
Akeem Davis-Gaither	1	0	0.0	0	0
Cam Taylor-Britt	1	0	0.0	0	0
BENGALS	2	0	0.0	0	0
OPPONENTS	2	6	3.0	10	0

PUNTING	NO	YDS	AVG	NET	TB	IN-20	LG	BLK
Drue Chrisman	9	420	46.7	39.2	0	3	54	0
BENGALS	9	420	46.7	39.2	0	3	54	0
OPPONENTS	11	472	42.9	39.4	0	6	53	0

PUNT RETURNS	NO	FC	YDS	AVG	LG	TD
Trent Taylor	5	3	39	7.8	14	0
BENGALS	5	3	39	7.8	14	0
OPPONENTS	5	1	67	13.4	29	0

KICKOFF RETURNS	NO	YDS	AVG	LG	TD
Trayveon Williams	4	93	23.3	29	0
Trenton Irwin	1	8	8.0	8	0
Trent Taylor	1	18	18.0	16	0
BENGALS	6	119	19.8	29	0
OPPONENTS	10	218	21.8	29	0

FIELD GOALS	1-19	20-29	30-39	40-49	50+
Evan McPherson	0-0	3-3	2-2	0-0	0-0
BENGALS	0-0	3-3	2-2	0-0	0-0
OPPONENTS	0-0	3-3	0-0	2-2	0-0

Evan McPherson: (39G), (28G, 20G), (30G, 23G).
Opponents: (22G), (25G), (43G, 24G, 45G).

DEFENSE*	ST	AT	TT	SKS-YDS	INT-YDS	PD	FF	FR-YDS
Logan Wilson	15	8	23	0-0	0-0	0	1	0-0
Jessie Bates III	16	4	20	0-0	0-0	0	0	0-0
Germaine Pratt	12	8	20	0-0	0-0	3	0	0-0
Eli Apple	15	3	18	0-0	0-0	1	0	0-0
Vonn Bell	12	5	17	1-3	0-0	0	0	0-0
Mike Hilton	12	3	15	1-8	0-0	2	0	0-0
Cam Taylor-Britt	8	3	11	0-0	1-0	3	0	0-0
B.J. Hill	4	5	9	1-9	0-0	2	0	0-0
DJ Reader	4	4	8	0-0	0-0	1	0	0-0
Zach Carter	3	5	8	0-0	0-0	0	0	0-0
Sam Hubbard	4	3	7	1-2	0-0	0	0	2-98
Joseph Ossai	4	2	6	0-0	0-0	2	0	0-0
Cam Sample	3	3	6	1-0	0-0	1	0	0-0
Josh Tupou	1	5	6	0-0	0-0	0	0	0-0
Trey Hendrickson	1	1	2	0-0	0-0	0	0	0-0
Jay Tufele	0	2	2	0-0	0-0	0	0	0-0
Akeem Davis-Gaither	1	0	1	0-0	1-0	1	0	0-0
(team)	—	—	—	1-9	—	—	—	—

SPECIAL TEAMS*	ST	AT	TT	FR-YDS	BP	BFG	BXP
Akeem Davis-Gaither	4	1	5	0-0	0	0	0
Clay Johnston	2	0	2	0-0	0	0	0
Markus Bailey	1	1	2	0-0	0	0	0
Dax Hill	1	1	2	0-0	0	0	0
Cal Adomitis	1	0	1	0-0	0	0	0
Joe Bachie	1	0	1	0-0	0	0	0
Jalen Davis	1	0	1	0-0	0	0	0
Stanley Morgan	1	0	1	0-0	0	0	0
Samaje Perine	1	0	1	0-0	0	0	0
Trayveon Williams	1	0	1	0-0	0	0	0

* NOTE: All defensive statistics above are press box statistics produced at the games.

POSTSEASON GAME SUMMARIES

1970 SEASON

AFC DIVISIONAL PLAYOFF

Baltimore Colts 17, Cincinnati Bengals 0 Saturday, Dec. 26, 1970 at Memorial Stadium

In their first season in the NFL after two in the American Football League, the Bengals made a furious run to reach the playoffs, winning their last seven games after a 1-6 start and claiming the first AFC Central Division title. But the powerful Colts, who would go on to defeat Dallas in Super Bowl V, were too much for Cincinnati. Legendary Baltimore QB Johnny Unitas threw TD passes to WRs Roy Jefferson and Ed Hinton in the first and fourth quarters, and the Baltimore defense came through on a cold, windy day, limiting Cincinnati to 63 yards rushing and 76 passing. Colts rookie RB Norm Bulaich rushed for 116 yards on 25 carries. Jim O'Brien, the Colts kicker from the University of Cincinnati, kicked a 44-yard FG. O'Brien would wind up making the game-winning FG as time expired in Super Bowl V. Cincinnati's lone scoring attempt, a 50-yard FG try by K Horst Muhlmann, was blocked by LB Ray May.

SCORE BY PERIODS	1	2	3	4	OT	PTS.
Cincinnati.....	0	0	0	0	—	0
Baltimore.....	7	3	0	7	—	17

TEAM — SCORING PLAY	QTR.-LEFT
Balt. — Jefferson 45 pass from Unitas (O'Brien kick).....	1-0:59
Balt. — O'Brien 44 field goal.....	2-7:37
Balt. — Hinton 53 pass from Unitas (O'Brien kick).....	4-7:07

Missed FGs: O'Brien (50B, 44WR), Muhlmann (50B).
Attendance: 51,127. **Time:** 2:19.

TEAM STATISTICS	CIN.	BALT.
First downs.....	7	15
Third down conversions-attempts.....	3-14	6-14
Total net yards.....	139	299
Net yards rushing.....	63	170
Net yards passing.....	76	129
Pass attempts-completions-interceptions.....	21-8-1	17-6-0
Sacks against-yards lost.....	3-17	2-16
Punts-average.....	8-39.1	6-38.3
Punt returns-yards.....	2-6	7-28
Kickoff returns-yards.....	3-46	1-0
Penalties-yards.....	1-5	6-63
Fumbles-lost.....	1-0	0-0
Time of possession.....	NA	NA

RUSHING

CIN.	ATT	YDS	LG	TD	BALT.	ATT	YDS	LG	TD
Robinson	5	25	9	0	Bulaich	25	116	13	0
Carter	2	16	9	0	Nowatzke	10	25	6	0
Phillips	10	12	4	0	Unitas	2	18	17	0
Lewis	3	10	9	0	Hill	3	11	8	0
Johnson	2	0	3	0	Jefferson	3	5	8	0
					Havrilak	3	0	1	0
					Hinton	1	-5	-5	0
TOTALS	22	63	9	0	TOTALS	47	170	17	0

PASSING

CIN.	ATT	CMP	YDS	TD-I	BALT.	ATT	CMP	YDS	TD-I
Carter	20	7	64	0-1	Unitas	17	6	145	2-0
Wyche	1	1	29	0-0					
TOTALS	21	8	93	0-1	TOTALS	17	6	145	2-0

RECEIVING

CIN.	NO	YDS	LG	TD	BALT.	NO	YDS	LG	TD
Myers	4	66	29	0	Hinton	3	86	53t	1
Phillips	2	12	6	0	Jefferson	2	51	45t	1
Thomas	1	9	9	0	Mackey	1	8	8	0
Johnson	1	6	6	0					
TOTALS	8	93	29	0	TOTALS	6	145	53t	2

DEFENSE

Cincinnati (press box stats) — **ST-AT-TT:** Bergey 7-7-14, Chomyszak 5-6-11, Avery 5-4-9, Beauchamp 6-2-8, Berry 4-4-8, Dyer 3-5-8, Reid 6-1-7, Carpenter 4-2-6, Parrish 4-0-4, Smith 3-0-3, Roman 2-1-3, Baccaglio 2-0-2, Lamb 1-1-2, Guillory 1-0-1, Johnson 1-0-1, Peterson 1-0-1, Riley 0-1-1. **SKS.-YDS.:** Berry 1-8, Chomyszak 1-8. **INT.-YDS.:** None. **PD:** Riley 2, Berry 1, Chomyszak 1, Parrish 1. **FF:** NA. **FR-YDS.:** None.
Baltimore (press box stats) — **ST-AT-TT:** M.Curtis 5-3-8, Volk 6-1-7, May 5-0-5, Hilton 1-4-5, Duncan 3-1-4, Bi.Smith 3-1-4, Logan 2-1-3, Bu.Smith 2-1-3, Hendricks 1-1-2, Miller 1-1-2, Grant 2-0-2, Gardin 1-0-1, Newsome 1-0-1, Nichols 1-0-1. **SKS.-YDS.:** Bu.Smith 1-9, Miller 1-3, Hilton 0.5-2.5, Bi.Smith 0.5-2.5. **INT.-YDS.:** M.Curtis 1-0. **PD:** Duncan 3, Logan 2, Stukes 2, M.Curtis 1, Volk 1. **FF:** NA. **FR-YDS.:** None.

1973 SEASON

AFC DIVISIONAL PLAYOFF

Miami Dolphins 34, Cincinnati Bengals 16 Sunday, Dec. 23, 1973 at the Orange Bowl

As was the case in their first postseason appearance three years earlier, the Bengals lost in the opening playoff round to the team that would go on to win the Super Bowl. The Bengals had tied Pittsburgh at 10-4 atop the AFC Central Division and won the title by virtue of a better AFC record. Miami took the first step toward a Super Bowl VIII win over Minnesota by outgaining Cincinnati 400-194 in net yards and posting 27 first downs to Cincinnati's 11. Cincinnati trailed only 21-16 at halftime after being down 21-3 midway through the second quarter, but the Dolphins shut out Cincinnati in the second half while getting a seven-yard TD pass from QB Bob Griese to TE Jim Mandich and a pair of FGs from K Garo Yepremian. Miami RB Mercury Morris rushed for 106 yards on 20 carries and FB Larry Csonka had 71 yards on 20 carries. The Bengals did not score an offensive TD, getting their only TD on a 45-yard INT return by S Neal Craig. Horst Muhlmann kicked three FGs for Cincinnati.

SCORE BY PERIODS	1	2	3	4	OT	PTS.
Cincinnati.....	3	13	0	0	—	16
Miami.....	14	7	10	3	—	34

TEAM — SCORING PLAY	QTR.-LEFT
Mia. — Warfield 13 pass from Griese (Yepremian kick).....	1-9:37
Cin. — Muhlmann 24 field goal.....	1-5:38
Mia. — Csonka 1 run (Yepremian kick).....	1-0:21
Mia. — Morris 4 run (Yepremian kick).....	2-7:37
Cin. — Craig 45 interception return (Muhlmann kick).....	2-3:26
Cin. — Muhlmann 46 field goal.....	2-0:08
Cin. — Muhlmann 12 field goal.....	2-0:04
Mia. — Mandich 7 pass from Griese (Yepremian kick).....	3-9:42
Mia. — Yepremian 50 field goal.....	3-4:48
Mia. — Yepremian 46 field goal.....	4-11:20

Missed FGs: None. **Attendance:** 74,770. **Time:** 2:36.

TEAM STATISTICS	CIN.	MIA.
First downs.....	11	27
Third down conversions-attempts.....	5-14	10-14
Total net yards.....	194	400
Net yards rushing.....	97	241
Net yards passing.....	97	159
Pass attempts-completions-interceptions.....	27-14-1	19-11-2
Sacks against-yards lost.....	3-16	0-0
Punts-average.....	7-36.3	2-49.0
Punt returns-yards.....	2-26	2-6
Kickoff returns-yards.....	2-42	2-14
Penalties-yards.....	2-19	1-5
Fumbles-lost.....	0-0	2-1
Time of possession.....	NA	NA

RUSHING

CIN.	ATT	YDS	LG	TD	MIA.	ATT	YDS	LG	TD
Clark	7	40	15	0	Morris	20	106	18	1
Anderson	3	26	22	0	Csonka	20	71	12	1
E.Johnson	2	17	14	0	Kiick	10	51	27	0
Elliott	7	15	5	0	Leigh	1	8	8	0
Curtis	1	-1	-1	0	Nottingham	1	5	5	0
TOTALS	20	97	22	0	TOTALS	52	241	27	2

PASSING

CIN.	ATT	CMP	YDS	TD-I	MIA.	ATT	CMP	YDS	TD-I
Anderson	27	14	113	0-1	Griese	18	11	159	2-1
					Briscoe	1	0	0	0-1
TOTALS	27	14	113	0-1	TOTALS	19	11	159	2-2

RECEIVING

CIN.	NO	YDS	LG	TD	MIA.	NO	YDS	LG	TD
Elliott	9	53	16	0	Warfield	4	95	48	1
Joiner	2	33	18	0	Mandich	3	28	13	1
Clark	2	18	12	0	Kiick	3	19	8	0
Curtis	1	9	9	0	Briscoe	1	17	17	0
TOTALS	14	113	18	0	TOTALS	11	159	48	2

DEFENSE

Cincinnati (press box stats) — **ST-AT-TT:** Bergey 7-5-12, Carpenter 7-5-12, Beauchamp 9-2-11, Casanova 9-1-10, Berry 5-1-6, White 5-0-5, Riley 4-1-5, Avery 3-2-5, Craig 3-2-5, Parrish 3-2-5, Pritchard 3-2-5, Adams 1-0-1, DeLeone 1-0-1, Jackson 1-0-1, LeClair 1-0-1, Trumpy 1-0-1, Reid 0-1-1. **SKS.-YDS.:** None. **INT.-YDS.:** Craig 1-45, Casanova 1-0. **PD:** Casanova 1, Craig 1, White 1. **FF:** NA. **FR-YDS.:** LeClair 1-0.
Miami (press box stats) — **ST-AT-TT:** Kolen 6-2-8, Scott 5-2-7, Anderson 5-1-6, Den Herder 5-1-6, Matheson 3-3-6, Bouniconti 3-1-4, Mumphord 2-2-4, Stanfill 2-2-4, Heinz 1-2-3, Bannon 2-0-2, Swift 1-1-2, M.Moore 0-2-2, Babb 1-0-1, Ball 1-0-1, Mandich 1-0-1, Johnson 0-1-1. **SKS.-YDS.:** Matheson 2-11, Stanfill 1-5. **INT.-YDS.:** Anderson 1-19. **PD:** Scott 2, Anderson 1, Johnson 1, Matheson 1. **FF:** NA. **FR-YDS.:** None.

1975 SEASON

AFC DIVISIONAL PLAYOFF

Oakland Raiders 31, Cincinnati Bengals 28
Sunday, Dec. 28, 1975 at Oakland Coliseum

The 1975 Bengals posted the best regular-season winning percentage in franchise history (.786), and they led the NFL in passing yards. But their 11-3 record earned them only a Wild Card spot behind 12-2 Pittsburgh in the AFC Central Division, and they drew a road game at 12-2 Oakland in the first playoff round. QB Ken Stabler, who went on to lead the Raiders to the AFC Championship game for the third straight year, passed for three TDs against Cincinnati. The Bengals closed a 31-14 fourth-quarter deficit to 31-28 with QB Ken Anderson's TD passes of 25 and 14 yards to WRs Charlie Joiner and Isaac Curtis, and Cincinnati had a chance to win after DT Ron Carpenter recovered a Raiders fumble on the Oakland 38 with 4:19 left. But a sack by future Hall-of-Fame LB Ted Hendricks helped the Raiders hold the Bengals without a first down, and after failing on a fourth-down try, the Bengals never regained possession. Stabler completed 17 of 23 attempts for 199 yards, three TDs and just one INT, while the Raiders totaled for 173 yards rushing. Anderson completed 17 of 27 passes for 201 yards, two TDs and no INTs, but was sacked five times.

SCORE BY PERIODS	1	2	3	4	OT	PTS.
Cincinnati.....	0	7	7	14	—	28
Oakland.....	3	14	7	7	—	31

TEAM — SCORING PLAY	QTR.-LEFT
Oak. — Blanda 27 field goal.....	1-2:13
Oak. — Siani 9 pass from Stabler (Blanda kick).....	2-12:53
Cin. — Fritts 1 run (Green kick).....	2-5:50
Oak. — Moore 8 pass from Stabler (Blanda kick).....	2-1:54
Oak. — Banaszak 6 run (Blanda kick).....	3-10:00
Cin. — Elliott 6 run (Green kick).....	3-4:46
Oak. — Casper 2 pass from Stabler (Blanda kick).....	4-13:03
Cin. — Joiner 25 pass from Anderson (Green kick).....	4-10:13
Cin. — Curtis 14 pass from Anderson (Green kick).....	4-5:44

Missed FGs: Blanda (41SH, 21B). **Attendance:** 53,039. **Time:** 2:50.

TEAM STATISTICS	CIN.	OAK.
First downs.....	17	27
Third down conversions-attempts.....	3-11	6-14
Total net yards.....	258	358
Net yards rushing.....	97	173
Net yards passing.....	161	185
Pass attempts-completions-interceptions.....	27-17-0	23-17-1
Sacks against-yards lost.....	5-40	1-14
Punts-average.....	6-35.8	1-38.0
Punt returns-yards.....	1-7	4-64
Kickoff returns-yards.....	4-71	5-121
Penalties-yards.....	5-37	7-64
Fumbles-lost.....	1-0	2-1
Time of possession.....	NA	NA

RUSHING

CIN.	ATT	YDS	LG	TD	OAK.	ATT	YDS	LG	TD
Clark	8	46	10	0	Davis	16	63	18	0
Elliott	4	25	9	1	Banaszak	17	62	18	1
Fritts	6	14	6	1	Hubbard	12	33	8	0
Anderson	3	12	8	0	J.Phillips	3	16	8	0
E.Johnson	3	0	6	0	Van Eeghen	1	3	3	0
Williams	1	0	0	0	Stabler	2	-4	-2	0
TOTALS	25	97	10	2	TOTALS	51	173	18	1

PASSING

CIN.	ATT	CMP	YDS	TD-I	OAK.	ATT	CMP	YDS	TD-I
Anderson	27	17	201	2-0	Stabler	23	17	199	3-1
TOTALS	27	17	201	2-0	TOTALS	23	17	199	3-1

RECEIVING

CIN.	NO	YDS	LG	TD	OAK.	NO	YDS	LG	TD
Clark	4	38	26	0	Moore	6	57	17	1
Myers	3	67	37	0	Branch	5	89	36	0
Joiner	3	60	28	1	Siani	3	35	15	1
Curtis	3	20	14t	1	Davis	2	16	10	0
Coslet	2	14	9	0	Casper	1	2	2t	1
Elliott	1	9	9	0					
Trumpy	1	-7	-7	0					
TOTALS	17	201	37	2	TOTALS	17	199	36	3

DEFENSE

Cincinnati (press box stats) — **ST-AT-TT:** LeClair 13-0-13, Jackson 9-0-9, Casanova 7-0-7, Pritchard 7-0-7, Riley 4-0-4, White 4-0-4, Beauchamp 3-0-3, K.Johnson 3-0-3, Brown 2-0-2, Carpenter 2-0-2, Parrish 2-0-2, Cousino 1-0-1, Green 1-0-1, Harris 1-0-1, Novak 1-0-1. **SKS.-YDS.:** Brown 1-14. **INT.-YDS.:** Riley 1-34. **PD:** Riley 2, Casanova 1, Jackson 1, LeClair 1, Parrish 1. **FF:** NA. **FR.-YDS.:** Carpenter 1-0.

Oakland (press box stats) — **ST-AT-TT:** Hendricks 7-0-7, Johnson 5-0-5, C.Phillips 5-0-5, Irons 4-1-5, Colzie 4-0-4, Thoms 4-0-4, Villapiano 3-1-4, Sistrunk 3-0-3, Thomas 3-0-3, Atkinson 2-0-2, Jones 2-0-2, Tatum 2-0-2, Banaszak 1-0-1, Denney 1-0-1, Van Eeghen 1-0-1. **SKS.-YDS.:** Hendricks 3-26, Thoms 1-8, Sistrunk 1-6. **INT.-YDS.:** None. **PD:** Johnson 3, Colzie 2, Thomas 2, C.Phillips 1, Tatum 1, Villapiano 1. **FF:** NA. **FR.-YDS.:** None.

1981 SEASON

AFC DIVISIONAL PLAYOFF

Cincinnati Bengals 28, Buffalo Bills 12
Sunday, Jan. 3, 1982 at Riverfront Stadium

It took four tries, but the AFC Central Division Champion Bengals finally won a playoff game — their first-ever postseason home contest — when they held off a rallying Bills Wild Card team, taking the first step toward Super Bowl XVI. Cincinnati, which failed to produce a postseason win in its first three playoff appearances — in 1970, '73 and '75 — lost leads of 14-0 and 21-14 before eventually winning with what was a solid performance by the entire team. The offense didn't yield a turnover while the defense intercepted two Buffalo passes, and the special teams played soundly the entire game. QB Ken Anderson, who was the NFL's top-rated quarterback and its consensus MVP in the regular season, connected on a 16-yard TD pass to rookie WR Cris Collinsworth with 10:39 remaining in the fourth quarter to break a tie and take a 28-21 lead. The Bills were again poised to tie the game and set up an overtime period after driving 50 yards to the Bengals' 20 with just over three minutes left. But a costly delay-of-game penalty on fourth down led to giving the ball back to Cincinnati, and Buffalo was unable to mount another serious threat. Anderson completed 14 of 21 passes for 192 yards and directed a 305-yard attack, and TE Dan Ross recorded a game-high six receptions for 71 yards. The Bills held Bengals FB Pete Johnson, who had a career-high 1077 rushing yards in the regular season, to just 45 yards on 17 carries. But HB Charles Alexander — Johnson's blocker for the majority of the regular season — responded for Cincinnati with a season-high 72 yards, with two TD runs.

SCORE BY PERIODS	1	2	3	4	OT	PTS.
Buffalo.....	0	7	7	7	—	21
Cincinnati.....	14	0	7	7	—	28

TEAM — SCORING PLAY	QTR.-LEFT
Cin. — Alexander 4 run (Breech kick).....	1-8:56
Cin. — Johnson 1 run (Breech kick).....	1-2:40
Buff. — Cribbs 1 run (Mike-Mayer kick).....	2-0:20
Buff. — Cribbs 44 run (Mike-Mayer kick).....	3-10:23
Cin. — Alexander 20 run (Breech kick).....	3-6:56
Buff. — Butler 21 pass from Ferguson (Mike-Mayer kick).....	4-14:52
Cin. — Collinsworth 16 pass from Anderson (Breech kick).....	4-10:39

Missed FGs: Breech (33B). **Attendance:** 55,420. **Time:** 2:50.

TEAM STATISTICS	BUFF.	CIN.
First downs.....	21	22
Third down conversions-attempts.....	3-9	6-11
Total net yards.....	336	305
Net yards rushing.....	134	136
Net yards passing.....	202	169
Pass attempts-completions-interceptions.....	31-15-2	21-14-0
Sacks against-yards lost.....	0-0	4-23
Punts-average.....	3-42.0	4-44.5
Punt returns-yards.....	2-8	1-27
Kickoff returns-yards.....	5-82	4-94
Penalties-yards.....	6-56	5-44
Fumbles-lost.....	0-0	0-0
Time of possession.....	28:19	31:41

RUSHING

BUFF.	ATT	YDS	LG	TD	CIN.	ATT	YDS	LG	TD
Cribbs	15	90	44t	2	Alexander	13	72	20t	2
Hooks	9	30	7	0	Johnson	17	45	9	1
Leaks	3	12	6	0	Anderson	2	15	13	0
Brown	1	2	2	0	A.Griffin	1	4	4	0
TOTALS	28	134	44t	2	TOTALS	33	136	20t	3

PASSING

BUFF.	ATT	CMP	YDS	TD-I	CIN.	ATT	CMP	YDS	TD-I
Ferguson	31	15	202	1-2	Anderson	21	14	192	1-0
TOTALS	31	15	202	1-2	TOTALS	21	14	192	1-0

RECEIVING

BUFF.	NO	YDS	LG	TD	CIN.	NO	YDS	LG	TD
Butler	4	98	54	1	Ross	6	71	18	0
Lewis	3	38	19	0	Johnson	3	23	9	0
Brammer	3	23	11	0	Collinsworth	2	24	16t	1
Leaks	2	16	9	0	Kreider	1	42	42	0
Hooks	2	15	9	0	Curtis	1	22	22	0
Jessie	1	12	12	0	Alexander	1	10	10	0
TOTALS	15	202	54	1	TOTALS	14	192	42	1

DEFENSE

Buffalo (press box stats) — **ST-AT-TT:** Haslett 3-6-9, Robertson 5-3-8, Simpson 2-5-7, Villapiano 2-5-7, Freeman 4-2-6, Sanford 3-1-4, Smerlas 2-2-4, White 1-3-4, Kush 1-2-3, Brown 1-1-2, Nixon 1-1-2, Ritcher 1-1-2, Johnson 1-0-1, Jones 1-0-1, Kadish 1-0-1, Romes 1-0-1, C.Williams 1-0-1, Cater 0-1-1, B.Williams 0-1-1. **SKS.-YDS.:** Johnson 1-NA, Smerlas 1-NA, White 1-NA, B.Williams 1-NA. **INT.-YDS.:** None. **PD:** Romes 2, Simpson 2, Freeman 1, Kush 1, Sanford 1. **FF:** None. **FR.-YDS.:** None.

Cincinnati (press box stats) — **ST-AT-TT:** B.Harris 6-2-8, Cameron 3-4-7, Williams 2-4-6, Browner 4-1-5, Hicks 3-2-5, LeClair 2-3-5, Edwards 2-2-4, Kemp 0-4-4, Breeden 3-0-3, Dinkel 1-2-3, R.Griffin 2-0-2, Riley 2-0-2, Simmons 1-1-2, Whitley 1-1-2, Davis 0-2-2, Fuller 1-0-1, Verser 1-0-1, Bush 0-1-1. **SKS.-YDS.:** None. **INT.-YDS.:** B.Harris 1-16, Riley 1-0. **PD:** Breeden 4, Kemp 3, Riley 2, Williams 2, Cameron 1, B.Harris 1, LeClair 1. **FF:** None. **FR.-YDS.:** None.

1981 SEASON

AFC CHAMPIONSHIP

"The Freezer Bowl"

Cincinnati Bengals 27, San Diego Chargers 7
Sunday, Jan. 10, 1982 at Riverfront Stadium

This game not only brought the Bengals their first AFC Championship and a berth in Super Bowl XVI, it was played in conditions that made the 46,302 fans on hand feel like champions themselves. With a frigid temperature of minus-9 degrees, winds gusting from 20 to 35 miles per hour and an incredible wind-chill factor of minus-59, this famous game became known as the "Freezer Bowl." To this day, no NFL game has been played with a wind chill so cold. More than 13,000 ticket holders stayed home, but those who came saw the Bengals dominate their opponents from sunny San Diego. The Bengals first attacked them mentally, as every Cincinnati offensive and defensive lineman — along with FB Pete Johnson — took the psychological initiative to tough the cold and play in short sleeves. The teams were relatively even in yards gained with Cincinnati leading 318-301, but the Bengals won the turnover battle 4-0 with two INTs and two FRs. Chargers QB Dan Fouts struggled more in the arctic atmosphere than Bengals QB Ken Anderson, who completed 14 of 22 passes for 161 yards, two TDs and no INTs. Only one player suffered a weather-related injury in the game — Bengals DE Eddie Edwards with a frostbitten right ear.

SCORE BY PERIODS table with columns 1, 2, 3, 4, OT, PTS. San Diego 0, 7, 0, 0, —, 7. Cincinnati 10, 7, 3, 7, —, 27.

TEAM — SCORING PLAY QTR.-LEFT table listing plays like Breech 31 field goal, M.Harris 8 pass from Anderson, Winslow 33 pass from Fouts, Johnson 1 run, Breech 38 field goal, Bass 3 pass from Anderson.

Missed FGs: Benirschke (37SH, 50SH). Attendance: 46,302. Time: 2:47.

TEAM STATISTICS S.D. CIN. table with rows for First downs, Third down conversions-attempts, Total net yards, Net yards rushing, Net yards passing, Pass attempts-completions-interceptions, Sacks against-yards lost, Punts-average, Punt returns-yards, Kickoff returns-yards, Penalties-yards, Fumbles-lost, Time of possession.

RUSHING

RUSHING S.D. CIN. table with columns ATT, YDS, LG, TD. Muncie 23, 94, 11, 0. Brooks 6, 23, 9, 0. Fouts 1, 6, 6, 0. Cappelletti 1, 5, 5, 0. TOTALS 31, 128, 11, 0.

PASSING

PASSING S.D. CIN. table with columns ATT, CMP, YDS, TD-I. Fouts 28, 15, 185, 1-2. Anderson 22, 14, 161, 2-0. Thompson 1, 1, 14, 0-0. TOTALS 28, 15, 185, 1-2.

RECEIVING

RECEIVING S.D. CIN. table with columns NO, YDS, LG, TD. Chandler 6, 79, 25, 0. Winslow 3, 47, 33t, 1. Joiner 3, 41, 21, 0. Brooks 2, 5, 4, 0. Sievers 1, 13, 13, 0. TOTALS 15, 185, 33t, 1.

DEFENSE

San Diego (press box stats) — ST-AT-TT: King 6-3-9, Johnson 7-1-8, Kelcher 5-1-6, Edwards 4-1-5, Lowe 4-0-4, Woodcock 3-1-4, Young 3-1-4, Buchanan 2-1-3, Laslavic 2-1-3, Shaw 2-1-3, M.Williams 2-1-3, Horn 2-0-2, Preston 1-1-2, Fouts 1-0-1, Jones 1-0-1, Ferguson 0-1-1. SKS.-YDS.: None. INT.-YDS.: None. PD: Shaw 2, Buchanan 1, Edwards 1, King 1, Lowe 1. FF: Buchanan 1, Edwards 1. FR.-YDS.: Buchanan 1-8.

Cincinnati (press box stats) — ST-AT-TT: Hicks 8-1-9, Browner 6-3-9, Williams 5-2-7, Cameron 3-4-7, B.Harris 5-1-6, Breeden 4-1-5, Kemp 3-2-5, LeClair 3-1-4, Whitley 2-2-4, R.Griffin 3-0-3, Dinkel 2-0-2, Frazier 1-1-2, Edwards 1-1-2, Breech 1-0-1, Davis 1-0-1, Fuller 1-0-1, St. Clair 1-0-1, Riley 0-1-1. SKS.-YDS.: Edwards 1-7, B.Harris 1-5. INT.-YDS.: Kemp 1-24, Breeden 1-0. PD: Kemp 4, Riley 3, Breeden 2, Hicks 2, LeClair 2, Bass 1, R.Griffin 1. FF: Cameron 1, Hicks 1, Razzano 1, Williams 1. FR.-YDS.: Bass 1-0, Browner 1-0.

1981 SEASON

SUPER BOWL XVI

San Francisco 49ers 26, Cincinnati Bengals 21
Sunday, Jan. 24, 1982 at Pontiac Silverdome (Pontiac, Mich.)

Cincinnati outgained San Francisco by 81 yards (356-275), marking the first time in Super Bowl history the losing team led in scrimmage yardage. Bengals QB Ken Anderson set Super Bowl records (since surpassed) for completions (25) and completion percentage (73.5), and his 300 passing yards nearly doubled the 157 by 49ers QB Joe Montana, the game's MVP. But Cincinnati suffered four turnovers to San Francisco's one, and three of those giveaways led to 17 first-half points for the 49ers, who led 20-0 at intermission. Leading 20-7, San Francisco staged a memorable goal-line stand late in the third quarter, stopping Cincinnati for no gain on three straight plays from the one-yard line. The Bengals still closed the gap to 20-14 with a four-yard TD pass from Anderson to TE Dan Ross with 10:06 left, but the 49ers added FGs of 40 and 23 yards by K Ray Wersching to pull away. Cincinnati crept to within 26-21 with 16 seconds left on a second Anderson-to-Ross TD pass, but San Francisco recovered the Bengals' ensuing onside kick to seal the victory. Wersching's four FGs tied a Super Bowl record (still tied) and Ross' 11 receptions set a Super Bowl record (since broken).

SCORE BY PERIODS table with columns 1, 2, 3, 4, OT, PTS. San Francisco 7, 13, 0, 6, —, 26. Cincinnati 0, 0, 7, 14, —, 21.

TEAM — SCORING PLAY QTR.-LEFT table listing plays like Montana 1 run, Cooper 11 pass from Montana, Wersching 22 field goal, Wersching 26 field goal, Anderson 5 run, Ross 4 pass from Anderson, Wersching 40 field goal, Wersching 23 field goal, Ross 3 pass from Anderson.

Missed FGs: None. Attendance: 81,270. Time: 3:21.

TEAM STATISTICS S.F. CIN. table with rows for First downs, Third down conversions-attempts, Total net yards, Net yards rushing, Net yards passing, Pass attempts-completions-interceptions, Sacks against-yards lost, Punts-average, Punt returns-yards, Kickoff returns-yards, Penalties-yards, Fumbles-lost, Time of possession.

RUSHING

RUSHING S.F. CIN. table with columns ATT, YDS, LG, TD. Patton 17, 55, 10, 0. Cooper 9, 34, 14, 0. Montana 6, 18, 7, 1. Ring 5, 17, 7, 0. Davis 2, 5, 4, 0. Clark 1, -2, -2, 0. TOTALS 40, 127, 14, 1.

PASSING

PASSING S.F. CIN. table with columns ATT, CMP, YDS, TD-I. Montana 22, 14, 157, 1-0. Anderson 34, 25, 300, 2-2. TOTALS 22, 14, 157, 1-0.

RECEIVING

RECEIVING S.F. CIN. table with columns NO, YDS, LG, TD. Solomon 4, 52, 20, 0. Clark 4, 45, 17, 0. Cooper 2, 15, 11t, 1. Wilson 1, 22, 22, 0. Young 1, 14, 14, 0. Patton 1, 6, 6, 0. Ring 1, 3, 3, 0. TOTALS 14, 157, 22, 1.

DEFENSE

San Francisco (press box stats) — ST-AT-TT: Leopold 6-1-7, Reynolds 6-1-7, Harper 6-0-6, Reese 5-1-6, Williamson 5-0-5, Wright 5-0-5, Lott 4-1-5, Hicks 2-3-5, Stuckey 3-1-4, Board 2-1-3, Gervais 2-1-3, Harty 2-0-2, Turner 2-0-2, Bunz 1-0-1, Cross 1-0-1, Dean 1-0-1, Lawrence 1-0-1, McColl 1-0-1, Puki 0-1-1. SKS.-YDS.: Stuckey 1-6, Dean 1-4, Turner 1-4, Reynolds 1-2, Leopold 1-0. INT.-YDS.: Hicks 1-27, Wright 1-25. PD: Wright 2, Hicks 1. FF: Wright 1. FR.-YDS.: McCall 1-0, Thomas 1-0.

Cincinnati (press box stats) — ST-AT-TT: Browner 10-0-10, Breeden 7-0-7, Kemp 6-0-6, Williams 5-1-6, Razzano 4-0-4, Riley 4-0-4, Cameron 3-1-4, Hicks 3-1-4, B.Harris 2-2-4, LeClair 1-2-3, St. Clair 1-2-3, Edwards 2-0-2, Hargrove 1-0-1, R.Griffin 1-0-1, Montoya 1-0-1, Whitley 1-0-1, Wilson 1-0-1, Dinkel 0-1-1. SKS.-YDS.: Browner 1-9. INT.-YDS.: None. PD: Cameron 2, Breeden 1, Riley 1, Williams 1. FF: Montoya 1. FR.-YDS.: Simmons 1-0.

1982 SEASON

AFC FIRST-ROUND PLAYOFF

N.Y. Jets 44, Cincinnati Bengals 17 Sunday, Jan. 9, 1983 at Riverfront Stadium

The defending AFC Champion Bengals lost an early 14-3 lead and were dismantled by the underdog Jets. The 7-2 Bengals were the AFC's No. 3 seed in 16-team "Super Bowl Tournament," organized for the strike-shortened regular season.

SCORE BY PERIODS table with columns 1, 2, 3, 4, OT, PTS. N.Y. Jets: 3, 17, 3, 21, —, 44. Cincinnati: 14, 0, 3, 0, —, 17.

TEAM — SCORING PLAY table with columns QTR.-LEFT and time. Includes plays like Curtis 32 pass from Anderson (Breech kick) at 1-8:30.

Missed FGs: Breech (46WR). Attendance: 57,560. Time: 3:13.

TEAM STATISTICS table comparing NYJ and CIN. Includes First downs (27 vs 23), Total net yards (517 vs 395), and Time of possession (28:44 vs 31:16).

RUSHING

RUSHING table with columns NYJ, ATT, YDS, LG, TD, CIN., ATT, YDS, LG, TD. Totals: NYJ 34, 234, 35, 2; CIN 21, 62, 14, 0.

PASSING

PASSING table with columns NYJ, ATT, CMP, YDS, TD-I, CIN., ATT, CMP, YDS, TD-I. Totals: NYJ 29, 21, 283, 2-1; CIN 36, 26, 354, 2-3.

RECEIVING

RECEIVING table with columns NYJ, NO, YDS, LG, TD, CIN., NO, YDS, LG, TD. Totals: NYJ 21, 283, 49, 2; CIN 26, 354, 53, 2.

DEFENSE

N.Y. Jets (press box stats) — ST-AT-TT: Mehl 9-1-10, Neil 7-0-7, Schroy 6-0-6, Crable 3-3-6, Buttle 4-0-4, Jackson 4-0-4, Holmes 3-0-3, Ray 3-0-3, Lynn 2-0-2, Sohn 2-0-2, Lyons, 1-1-2, Salaam 1-1-2, Barber 1-0-1, Bennett 1-0-1, Gastineau 1-0-1, Johnson 1-0-1, B.Jones 1-0-1, Newton 1-0-1, Shuler 1-0-1, Woodring 1-0-1. SKS.-YDS.: Salaam 1-8, Lynn 1-7, Gastineau 1-4, Lyons 1-2. INT.-YDS.: Lynn 2-40, Ray 1-98. PD: Lynn 2, Crable 1, Ray 1. FF: Bennett 1, B.Jones 1. FR-YDS.: Crable 1-0.

Cincinnati (press box stats) — ST-AT-TT: Cameron 8-0-8, Browner 6-2-8, Williams 6-1-7, Riley 5-1-6, R.Griffin 5-0-5, Kemp 5-0-5, Fuller 4-0-4, B.Harris 4-0-4, LeClair 2-2-4, Breedon 1-2-3, Edwards 2-0-2, Hicks 2-0-2, Simmons 2-0-2, Davis 1-0-1, Frazier 1-0-1, Jackson 1-0-1, Munoz 1-0-1, Ross 1-0-1, Verser 1-0-1, Whitley 1-0-1, Razzano 0-1-1. SKS.-YDS.: None. INT.-YDS.: Riley 1-0. PD: Kemp 1, Riley 1, Whitley 1. FF: Kemp 2. FR-YDS.: Fuller 1-20.

1988 SEASON

AFC DIVISIONAL PLAYOFF

Cincinnati Bengals 21, Seattle Seahawks 13 Saturday, Dec. 31, 1988 at Riverfront Stadium

Unbeaten at home in eight regular-season games, the AFC Central Division Champion Bengals ran their Riverfront Stadium mark to 9-0 by rushing for a season-high 254 yards. They scored all three of their TDs in the first half and withstood a 13-point Seattle fourth quarter.

SCORE BY PERIODS table with columns 1, 2, 3, 4, OT, PTS. Seattle: 0, 0, 0, 13, —, 13. Cincinnati: 7, 14, 0, 0, —, 21.

TEAM — SCORING PLAY table with columns QTR.-LEFT and time. Includes plays like Wilson 3 run (Breech kick) at 1-9:11.

Missed FGs: None. Attendance: 58,560. Time: 3:12.

TEAM STATISTICS table comparing SEA and CIN. Includes First downs (19 vs 22), Total net yards (294 vs 345), and Time of possession (24:41 vs 35:19).

RUSHING

RUSHING table with columns SEA, ATT, YDS, LG, TD, CIN., ATT, YDS, LG, TD. Totals: SEA 16, 22, 8, 1; CIN 47, 254, 30, 3.

PASSING

PASSING table with columns SEA, ATT, CMP, YDS, TD-I, CIN., ATT, CMP, YDS, TD-I. Totals: SEA 50, 24, 297, 1-2; CIN 19, 7, 108, 0-0.

RECEIVING

RECEIVING table with columns SEA, NO, YDS, LG, TD, CIN., NO, YDS, LG, TD. Totals: SEA 24, 297, 37, 1; CIN 7, 108, 30, 0.

DEFENSE

Seattle (press box stats) — ST-AT-TT: Robinson 9-2-11, Comeaux 7-1-8, Scholtz 6-1-7, Wyman 6-0-6, Green 5-1-6, Jenkins 3-1-4, Clarke 3-0-3, Woods 3-0-3, Moyer 2-1-3, Nash 2-1-3, Taylor 2-0-2, Dean 1-0-1, Spagnola 1-0-1, Gaines 0-1-1. SKS.-YDS.: Clarke 1-9, Green 1-8. INT.-YDS.: None. PD: Robinson 1, Scholtz 1. FF: Clarke 1, Green 1. FR-YDS.: Nash 1-0.

Cincinnati (press box stats) — ST-AT-TT: Krumrie 5-2-7, Billups 4-2-6, Fulcher 4-1-5, Buck 1-4-5, Thomas 4-0-4, Wilcots 4-0-4, Williams 3-1-4, White 3-0-3, Zander 1-2-3, Dixon 2-0-2, Horton 2-0-2, Grant 1-1-2, Kelly 1-1-2, Skow 1-1-2, Bussey 1-0-1, King 0-1-1. SKS.-YDS.: Williams 1-11, Skow 1-10, Buck 1-4. INT.-YDS.: Thomas 1-0, Wilcots 1-0. PD: Thomas 6, Billups 4, Dixon 1, Fulcher 1, Wilcots 1, Davis: Krumrie 1. FR-YDS.: Skow 1-0.

1988 SEASON

AFC CHAMPIONSHIP

Cincinnati Bengals 21, Buffalo Bills 10
Sunday, Jan. 8, 1989 at Riverfront Stadium

The week before the AFC Championship game was filled with controversy, as Bills head coach Marv Levy convinced the NFL office that Bengals head coach Sam Wyche's no-huddle offense was illegal. Cincinnati had developed and employed the no-huddle attack all season, but shortly before kickoff, the league informed the team that game officials would severely restrict its use. Wyche eventually would prevail in this rule book battle. Nevertheless, his offense, forced to abandon its no-huddle tactics for this contest, returned to basics and led the charge in beating Buffalo for a berth in Super Bowl XXIII. It was Cincinnati's third victory of the year over Buffalo, the Bengals having also downed the Bills in the preseason and regular season. Cincinnati won with a punishing rushing game, running the ball on 50 of 73 offensive plays and gaining 175 of its 249 total yards on the ground. Cincinnati's defense recorded a solid performance, holding the Bills to 181 total yards, including just 53 in the second half. Cincinnati made eight of 16 combined third-down and fourth-down conversions while allowing the Bills a debilitating none of 11. Bengals rookie FB Ickey Woods had his second 100-yard rushing game of the postseason, gaining 102 on 29 carries. The Bengals advanced to the Super Bowl from what was, at the time, the worst previous-season finish (4-11) of any Super Bowl qualifier. Even to the present time, only the 1999 St. Louis Rams (4-12 in '98) have gone farther.

SCORE BY PERIODS table with columns 1, 2, 3, 4, OT, PTS. Buffalo 0, 10, 0, 0, —, 10. Cincinnati 7, 7, 0, 7, —, 21.

TEAM — SCORING PLAY QTR.-LEFT table listing plays like Woods 1 run (Breech kick) 1-1:51, Reed 9 pass from Kelly (Norwood kick) 2-13:21, Brooks 10 pass from Esiason (Breech kick) 2-2:21, Norwood 39 field goal 2-0:22, Woods 1 run (Breech kick) 4-14:56.

Missed FGs: Norwood (43WL). Attendance: 59,747. Time: 3:10.

TEAM STATISTICS BUFF. CIN. table with columns First downs, Third down conversions-attempts, Total net yards, Net yards rushing, Net yards passing, Pass attempts-completions-interceptions, Sacks against-yards lost, Punts-average, Punt returns-yards, Kickoff returns-yards, Penalties-yards, Fumbles-lost, Time of possession.

RUSHING

RUSHING BUFF. CIN. table with columns ATT, YDS, LG, TD for players like Mueller, Kelly, Thomas, Riddick, Byrum, Harmon and totals.

PASSING

PASSING BUFF. CIN. table with columns ATT, CMP, YDS, TD-I for players like Kelly and totals.

RECEIVING

RECEIVING BUFF. CIN. table with columns NO, YDS, LG, TD for players like Reed, Riddick, Harmon, T.Johnson, Metzelaars and totals.

DEFENSE

Buffalo (press box stats) — ST-AT-TT: Talley 7-4-11, Still 9-0-9, Bentley 5-4-9, L.Smith 4-2-6, Bennett 4-1-5, B.Smith 4-1-5, Burroughs 4-0-4, Conlan 3-1-4, Odomes 3-1-4, Radevic 3-1-4, Kelso 2-1-3, Jackson 2-0-2, Cocroft 1-0-1, Davis 1-0-1, Riddick 1-0-1, Ritchee 1-0-1. SKS.-YDS.: B.Smith 2-13, Still 1-7. INT.-YDS.: Kelso 1-25, Bentley 1-0. PD: Bentley 2, Kelso 2, Burroughs 1, Talley 1, Radevic 1. FF: Odomes 1. FR-YDS.: None. Cincinnati (press box stats) — ST-AT-TT: Krumrie 3-3-6, White 4-1-5, Thomas 4-0-4, Bussey 3-0-3, Barker 2-1-3, Fulcher 1-2-3, Horton 1-2-3, Wilcots 1-2-3, Williams 1-2-3, Buck 2-0-2, Zander 2-0-2, Dixon 1-1-2, Kelly 1-1-2, Grant 1-0-1, Skow 1-0-1, Billups 0-1-1. SKS.-YDS.: Buck 1-10, Grant 1-10, Williams 1-7. INT.-YDS.: Thomas 1-26, Fulcher 1-0, Billups 1-(-3). PD: Thomas 4, Billups 2, Fulcher 2, Wilcots 1. FF: None. FR-YDS.: None.

1988 SEASON

SUPER BOWL XXIII

San Francisco 49ers 20, Cincinnati Bengals 16
Sunday, Jan. 22, 1989 at Joe Robbie Stadium (Miami, Fla.)

NFL commissioner Pete Rozelle termed it the most exciting of the first 23 games in Super Bowl history, and the result regained some respect for the AFC, which had lost the last four contests by an average of more than 27 points. But the dominant emotion of the day still was heartbreak for head coach Sam Wyche's underdog Bengals, who took a 16-13 lead with 3:20 to play on Jim Breech's 40-yard FG before succumbing to a 92-yard, 11-play TD drive led by San Francisco QB Joe Montana. WR John Taylor's game-winning 10-yard TD catch from Montana came with just 34 seconds remaining. Never before had a Super Bowl been won on a TD so late in the game. Cincinnati played without FB Stanley Wilson, who was suspended for a substance abuse violation that occurred the night before the game. In addition, the Bengals played almost the entire contest without All-Pro NT Tim Krumrie, who suffered a severely broken leg early in the first quarter. The teams were tied 3-3 at halftime, tied again at 6-6 late in the first quarter, and then swapped TDs in quick succession. A 93-yard kickoff return by Cincinnati HB Stanford Jennings was countered by a four-play San Francisco TD drive. The third of Breech's three FGs gave Cincinnati its third lead of the day before Montana's final heroics saved the day for the 49ers. San Francisco WR Jerry Rice tied a Super Bowl record with 11 receptions (still tied; originally set by Bengals TE Dan Ross in Super Bowl XVI) for 215 yards and one TD, earning the game's MVP award. Montana completed 23 of 36 passes for 357 yards, two TDs and no INTs. The victory made San Francisco the first NFC team to win three Super Bowls.

SCORE BY PERIODS table with columns 1, 2, 3, 4, OT, PTS. Cincinnati 0, 3, 10, 3, —, 16. San Francisco 3, 0, 3, 14, —, 20.

TEAM — SCORING PLAY QTR.-LEFT table listing plays like Cofer 41 field goal 1-3:14, Breech 34 field goal 2-1:15, Breech 43 field goal 3-5:39, Cofer 32 field goal 3-0:50, Jennings 93 kickoff return (Breech kick) 3-0:34, Rice 14 pass from Montana (Cofer kick) 4-14:03, Breech 40 field goal 4-3:20, Taylor 10 pass from Montana (Cofer kick) 4-0:34.

Missed FGs: Cofer (19WL, 49WR). Attendance: 75,129. Time: 3:24.

TEAM STATISTICS CIN. S.F. table with columns First downs, Third down conversions-attempts, Total net yards, Net yards rushing, Net yards passing, Pass attempts-completions-interceptions, Sacks against-yards lost, Punts-average, Punt returns-yards, Kickoff returns-yards, Penalties-yards, Fumbles-lost, Time of possession.

RUSHING

RUSHING CIN. S.F. table with columns ATT, YDS, LG, TD for players like Woods, Brooks, Jennings, Esiason and totals.

PASSING

PASSING CIN. S.F. table with columns ATT, CMP, YDS, TD-I for players like Esiason and totals.

RECEIVING

RECEIVING CIN. S.F. table with columns NO, YDS, LG, TD for players like Collinsworth, Brown, Brooks, McGee, Hillary and totals.

DEFENSE

Cincinnati (press box stats) — ST-AT-TT: Williams 9-1-10, Wilcots 7-0-7, Billups 5-0-5, Fulcher 5-0-5, Bussey 4-1-5, Zander 4-0-4, Buck 3-1-4, Grant 3-0-3, Horton 3-0-3, Thomas 2-1-3, Barker 2-0-2, McClendon 2-0-2, Dixon 1-0-1, White 1-0-1. SKS.-YDS.: Fulcher 1-6, Buck 1-5, Williams 1-3, Grant 1-2. INT.-YDS.: None. PD: Billups 1, Bussey 1, Fulcher 1. FF: Fulcher 1, Horton 1. FR-YDS.: Skow 1-0. San Francisco (press box stats) — ST-AT-TT: Fagan 6-0-6, Haley 6-0-6, McKyer 6-0-6, Lott 5-0-5, Fuller 4-1-5, Griffin 4-0-4, Carter 3-0-3, Roberts 3-0-3, Fahnhorst 1-1-2, Holt 1-0-1, Romanowski 1-0-1, Stubbs 1-0-1, Turner 1-0-1. SKS.-YDS.: Haley 2-10, Stubbs 1-8, Carter 1-3, Fagan 1-0. INT.-YDS.: Romanowski 1-0. PD: Fuller 1, Griffin 1, Lott 1, Romanowski 1. FF: None. FR-YDS.: None.

1990 SEASON

AFC WILD CARD PLAYOFF

Cincinnati Bengals 41, Houston Oilers 14
Sunday, Jan. 6, 1991 at Riverfront Stadium

Having been involved in a feisty regular-season rivalry with Houston for several years, Cincinnati got the chance to tangle with the Oilers in the postseason and responded with the most lopsided playoff win in team history. The Bengals outgained the Oilers by 123 yards (349-226) and set team postseason records for points (still stands) and victory margin (still stands), using a well-balanced offensive attack. Cincinnati's rushing game outgained Houston 187-67, yet no Bengals rusher totaled more than 57 yards. Cincinnati's passing game added another 162 net yards, yet no Bengals receiver had more than two catches. Houston, however, failed to mount a serious threat the entire game. The Bengals led 34-0 before the Oilers scored their first point late in the third quarter. Ironically, it was the Oilers who helped put the Bengals in the playoffs the previous week. Houston beat Pittsburgh 34-14 in its Sunday night regular-season finale, allowing Cincinnati to win the AFC Central Division tiebreaker (the Bengals, Oilers and Steelers all had finished 9-7).

SCORE BY PERIODS table with columns 1, 2, 3, 4, OT, PTS. for Houston and Cincinnati.

TEAM - SCORING PLAY table with columns QTR.-LEFT and QTR.-RIGHT, listing plays like Woods 1 run, Breech 27 field goal, etc.

Missed FGs: None. Attendance: 60,012. Time: 3:05.

TEAM STATISTICS table with columns HOU. and CIN., listing stats like First downs, Total net yards, etc.

RUSHING table with columns HOU. and CIN., listing player names and stats like ATT, YDS, LG, TD.

PASSING table with columns HOU. and CIN., listing player names and stats like ATT, CMP, YDS, TD-I.

RECEIVING table with columns HOU. and CIN., listing player names and stats like NO, YDS, LG, TD.

DEFENSE Houston (press box stats) — ST-AT-TT: Kinard 8-4-12, McDowell 7-0-7, Grimsley 4-3-7, Lathon 6-0-6, Dishman 4-1-5, Childress 4-0-4, Meads 3-0-3, Allen 2-0-2, Fuller 2-0-2, S.Jones 2-0-2, D.Smith 2-0-2, Maggs 1-0-1, A.Smith 1-0-1, E.Johnson 0-1-1, R.Johnson 0-1-1. SKS.-YDS.: None. INT.-YDS.: None. PD: McDowell 2, Kinard 1, Lathon 1. FF: None. FR-YDS.: None.

Cincinnati (press box stats) — ST-AT-TT: Thomas 6-1-7, Bussey 5-0-5, Grant 3-1-4, Francis 3-0-3, Jones 2-1-3, Krumrie 2-1-3, Fulcher 0-3-3, Billups 2-0-2, Carter 1-0-1. SKS.-YDS.: (team) 1-6. INT.-YDS.: Fulcher 1-43. PD: Fulcher 2, Grant 2, Billups 1, Francis 1, Jones 1. FF: None. FR-YDS.: Francis 1-0.

1990 SEASON

AFC DIVISIONAL PLAYOFF

L.A. Raiders 20, Cincinnati Bengals 10
Sunday, Jan. 13, 1991 at Los Angeles Coliseum

Los Angeles QB Jay Schroeder, who would join the Bengals as a free agent in 1993, threw two TD passes to help the Raiders defeat Cincinnati and advance to the AFC Championship game. Cincinnati scored first on Jim Breech's 27-yard FG in the second quarter, but Schroeder hit WR Mervyn Fernandez with a 13-yard scoring strike to give Los Angeles a 7-3 halftime lead. The Raiders increased their lead to 10-3 on K Jeff Jaeger's 49-yard FG in the third quarter, and put the game away with 10 unanswered fourth-quarter points on a 41-yard Schroeder pass to TE Ethan Horton and a 25-yard Jaeger FG. The Raiders rushed for 235 yards, including 140 on 21 carries by RB Marcus Allen. DE Greg Townsend had three of the Raiders' four sacks. Raiders RB Bo Jackson, a popular two-sport professional athlete who also played Major League Baseball, rushed for 77 yards on six carries. This game, however, is best remembered by many as the contest that ended Jackson's NFL career. He suffered a hip injury on a tackle by Cincinnati LB Kevin Walker in the third quarter and, though the injury was not considered particularly severe at the time, Jackson never fully recovered to play in the NFL again.

SCORE BY PERIODS table with columns 1, 2, 3, 4, OT, PTS. for Cincinnati and L.A. Raiders.

TEAM - SCORING PLAY table with columns QTR.-LEFT and QTR.-RIGHT, listing plays like Breech 27 field goal, Fernandez 13 pass from Schroeder, etc.

Missed FGs: None. Attendance: 92,045. Time: 2:35.

TEAM STATISTICS table with columns CIN. and LARaid., listing stats like First downs, Total net yards, etc.

RUSHING table with columns CIN. and LARaid., listing player names and stats like ATT, YDS, LG, TD.

PASSING table with columns CIN. and LARaid., listing player names and stats like ATT, CMP, YDS, TD-I.

RECEIVING table with columns CIN. and LARaid., listing player names and stats like NO, YDS, LG, TD.

DEFENSE Cincinnati (press box stats) — ST-AT-TT: Bussey 7-0-7, Fulcher 5-1-6, Grant 4-1-5, Walker 4-1-5, Zander 4-1-5, Francis 3-2-5, Krumrie 4-0-4, McClendon 3-1-4, White 3-0-3, Billups 2-0-2, Thomas 2-0-2, Wilcots 1-1-2, Buck 1-0-1, Jones 1-0-1. SKS.-YDS.: Zander 1-10, Grant 1-5, Buck 1-3. INT.-YDS.: Fulcher 1-11. PD: Fulcher 2, Thomas 1, Wilcots 1, Zander 1. FF: None. FR-YDS.: None.

L.A. Raiders (press box stats) — ST-AT-TT: Ellison 10-1-11, Benson 5-4-9, Golic 5-4-9, Anderson 3-3-6, Harden 4-1-5, Townsend 4-0-4, Davis 3-1-4, McDaniel 3-0-3, Long 2-1-3, Gordon 1-1-2, Robinson 1-0-1, Washington 0-1-1. SKS.-YDS.: Townsend 3-36, Long 1-10. INT.-YDS.: None. PD: Anderson 1, Benson 1, Ellison. FF: None. FR-YDS.: None.

2005 SEASON

AFC WILD CARD PLAYOFF

Pittsburgh Steelers 31, Cincinnati Bengals 17 Sunday, Jan. 8, 2006 at Paul Brown Stadium

The atmosphere was super-charged at Paul Brown Stadium as the AFC North Champion Bengals made their first postseason appearance in 15 years. But Cincinnati was dealt a devastating blow on its second offensive play, as QB Carson Palmer was lost to a serious knee injury while completing his first NFL postseason pass — a club postseason-record 66 yards to WR Chris Henry. Backup QB Jon Kitna took over for Palmer and helped Cincinnati earn a 17-14 halftime lead, but Pittsburgh owned the second half. The Bengals' offense had just six first downs and 105 net yards in the final two periods and failed to score another point. The Steelers used a botched snap on a Bengals FG attempt and two INTs thrown by Kitna to control the second half and claim the first-ever postseason meeting between the divisional rivals. Pittsburgh, which finished second to the Bengals in the AFC North and entered the playoffs as No. 6-seeded Wild Card, went on to win Super Bowl XL.

SCORE BY PERIODS table with columns 1, 2, 3, 4, OT, PTS. Rows for Pittsburgh and Cincinnati.

TEAM — SCORING PLAY table with columns QTR-LEFT. Lists plays like S. Graham 23 field goal, R. Johnson 20 run, etc.

Missed FGs: None. Attendance: 65,870. Time: 3:03.

TEAM STATISTICS table with columns PITT., CIN. Rows for First downs, Third down conversions, Total net yards, etc.

RUSHING table with columns PITT., CIN. Rows for J. Bettis, V. Haynes, W. Parker, A. Randle El, B. Roethlisberger, TOTALS.

PASSING table with columns PITT., CIN. Rows for B. Roethlisberger, J. Bettis, A. Randle El, TOTALS.

RECEIVING table with columns PITT., CIN. Rows for C. Wilson, W. Parker, H. Miller, A. Randle El, H. Ward, V. Haynes, J. Tuman, TOTALS.

DEFENSE table with columns PITT., CIN. Rows for Pittsburgh and Cincinnati defensive stats.

Pittsburgh (press box stats) — ST-AT-TT: T. Carter 7-0-7, L. Foote 4-3-7, D. Townsend 5-1-6, T. Polamalu 4-2-6, J. Frazier 3-1-4, C. Haggans 2-2-4, I. Taylor 3-0-3, C. Hope 1-2-3, A. Smith 1-2-3, J. Porter 0-3-3, C. Hampton 2-0-2, C. Hoke 1-1-2, B. McFadden 1-0-1, S. Morey 1-0-1, T. Kirschke 1-0-1, A. Frazier 0-1-1. SKS.-YDS.: C. Hoke 1-2, L. Foote 0.5-4.5, C. Haggans 0.5-4.5, T. Polamalu 0.5-2.5, J. Porter 0.5-2.5, (team) 1-4. INT.-YDS.: J. Frazier 1-22, T. Polamalu 1-4, C. Hope 0-5. PD: I. Taylor 2, D. Townsend 2, J. Frazier 1, C. Hope 1, T. Polamalu 1. FF: None. FR-YDS.: None.

Cincinnati (press box stats) — ST-AT-TT: D. Pollack 5-3-8, O. Thurman 3-5-8, K. Kaesviharn 4-2-6, I. Ohaletle 4-0-4, D. O'Neal 4-0-4, T. James 3-1-4, B. Simmons 3-1-4, J. Smith 3-1-4, R. Geathers 2-0-2, L. Johnson 0-2-2, B. Robinson 1-0-1, R. Bauman 0-1-1, H. Navies 0-1-1, S. Smith 0-1-1. SKS.-YDS.: D. Pollack 1-6. INT.-YDS.: None. PD: R. Geathers 1, D. O'Neal 1. FF: None. FR-YDS.: None.

2009 SEASON

AFC WILD CARD PLAYOFF

N.Y. Jets 24, Cincinnati Bengals 14 Saturday, Jan. 9, 2010 at Paul Brown Stadium

In a Wild Card Playoff that was relatively even in most statistical categories, the AFC North Champion Bengals were minus-two in turnover differential and could not hold an early lead against the visiting Jets. Cincinnati led 7-0 after the first quarter, on an 11-yard TD pass from QB Carson Palmer to WR Laveranues Coles, but New York gained a 14-7 halftime lead with two scores in a span of less than six minutes in the second quarter. Possession for the go-ahead TD drive was gained by the Jets on an INT by Pro Bowl CB Darrelle Revis. The Bengals' second-half comeback efforts were crippled by missed FG attempts of 35 and 28 yards by K. Shayne Graham. Bengals HB Cedric Benson scored on a 47-yard run in the fourth quarter, and his 169 rushing yards for the game set a Bengals postseason record. The Jets defeated the San Diego Chargers in their Divisional Playoff the following week to advance to the AFC Championship game, where they lost to the Indianapolis Colts.

SCORE BY PERIODS table with columns 1, 2, 3, 4, OT, PTS. Rows for N.Y. Jets and Cincinnati.

TEAM — SCORING PLAY table with columns QTR-LEFT. Lists plays like L. Coles 11 pass, S. Graham 39 run, etc.

Missed FGs: S. Graham (35WL, 28WR). Attendance: 63,686. Time: 3:02.

TEAM STATISTICS table with columns NYJ, CIN. Rows for First downs, Third down conversions, Total net yards, etc.

RUSHING table with columns NYJ, CIN. Rows for S. Greene, T. Jones, B. Smith, M. Sanchez, TOTALS.

PASSING table with columns NYJ, CIN. Rows for M. Sanchez, TOTALS.

RECEIVING table with columns NYJ, CIN. Rows for J. Cotchery, D. Keller, B. Edwards, B. Smith, TOTALS.

DEFENSE

N.Y. Jets (press box stats) — ST-AT-TT: B. Thomas 7-0-7, S. Ellis 5-1-6, L. Sheppard 5-1-6, B. Scott 2-3-5, D. Harris 3-1-4, C. Pace 3-1-4, J. Leonhard 2-2-4, D. Revis 2-1-3, D. Coleman 2-0-2, D. Lowery 1-1-2, M. Douglas 0-2-2, K. Rhodes 0-2-2, J. Ihedigbo 1-0-1, M. Devito 0-1-1, H. Green 0-1-1, S. Pough 0-1-1. SKS.-YDS.: J. Leonhard 1-18, S. Ellis 1-10, B. Thomas 1-8. INT.-YDS.: D. Revis 1-20. PD: D. Lowery 2, L. D. Revis 1, B. Scott 1, Sheppard 1, B. Thomas 1. FF: J. Leonhard 1, B. Thomas 1. FR-YDS.: S. Ellis 1-0.

Cincinnati (press box stats) — ST-AT-TT: C. Ndukwe 7-3-10, Dh. Jones 4-3-7, L. Hall 4-2-6, J. Joseph 3-2-5, T. Johnson 2-3-5, J. Fanene 4-0-4, C. Crocker 3-1-4, K. Rivers 3-1-4, B. Johnson 1-3-4, D. Peko 1-3-4, R. Geathers 1-2-3, M. Trent 1-1-2. SKS.-YDS.: None. INT.-YDS.: None. PD: B. Johnson 2. FF: None. FR-YDS.: None.

2011 SEASON

AFC WILD CARD PLAYOFF

Houston Texans 31, Cincinnati Bengals 10
Saturday, Jan. 7, 2012 at Reliant Stadium

The visiting Bengals set the tone early with a one-yard Cedric Benson TD, a Mike Nugent FG and a strong defensive first half. But big plays would prove to be the difference in the game, and Houston had plenty. With 52 seconds left in the first half, Texans DE J.J. Watt intercepted an Andy Dalton pass and returned it 29 yards for a TD, stirring an already-raucous Reliant Stadium crowd.

SCORE BY PERIODS table with columns 1, 2, 3, 4, OT, PTS. Cincinnati: 7, 3, 0, 0, —, 10. Houston: 7, 10, 7, 7, —, 31.

TEAM — SCORING PLAY table with columns QTR.-LEFT, Hou., Cin., yardage, and kickers.

Missed FGs: M.Nugent (50WR). Attendance: 71,725. Time: 3:04.

TEAM STATISTICS table with columns CIN., HOU., and various stats like First downs, Total net yards, etc.

RUSHING

RUSHING table with columns CIN., ATT, YDS, LG, TD, HOU., ATT, YDS, LG, TD.

PASSING

PASSING table with columns CIN., ATT, CMP, YDS, TD-I, HOU., ATT, CMP, YDS, TD-I.

RECEIVING

RECEIVING table with columns CIN., NO, YDS, LG, TD, HOU., NO, YDS, LG, TD.

DEFENSE

Cincinnati (press box stats) — ST-AT-TT: T.Howard 6-0-6, J.Fanene 5-1-6, R.Nelson 5-1-6, M.Lawson 4-1-5, A.Jones 4-0-4, D.Peko 4-0-4, G.Atkins 3-1-4, N.Clements 3-1-2, R.Geathers 2-1-3, R.Mauluga 1-2-3, C.Crocker 2-0-2, K.Jennings 2-0-2, F.Rucker 1-1-2, C.Dunlap 1-0-1, D.Skuta 1-0-1. SKS.-YDS.: R.Nelson 1-7, G.Atkins 1-0. INT.-YDS.: None. PD: N.Clements 1, C.Crocker 1, J.Fanene 1. FF: None. FR-YDS.: None. Houston (press box stats) — ST-AT-TT: B.Cushing 5-3-8, D.Manning 5-2-7, J.Joseph 6-0-6, A.Smith 5-0-5, G.Quin 4-1-5, J.Allen 3-2-5, B.Reed 3-2-5, K.Jackson 3-1-4, E.Mitchell 3-1-4, D.Ryans 2-2-4, C.Barwin 3-0-3, S.Cody 1-2-3, J.Watt 2-0-2, T.Jamison 1-1-2, Q.Demps 1-0-1, T.Dobbins 1-0-1. SKS.-YDS.: E.Mitchell 1-9, B.Reed 1-9, A.Smith 1-8, J.Watt 1-7. INT.-YDS.: J.Watt 1-29, D.Manning 1-0, J.Joseph 1-(-1). PD: J.Joseph 2, B.McCain 2, J.Allen 1, T.Jamison 1, D.Manning 1, E.Mitchell 1, J.Watt 1. FF: None. FR-YDS.: None.

2012 SEASON

AFC WILD CARD PLAYOFF

Houston Texans 19, Cincinnati Bengals 13
Sunday, Jan. 5, 2013 at Reliant Stadium

The Bengals were outgained 420-198 and had only 21:11 possession time, but they hung in against the favored Texans on the strength of a defensive TD and excellent defense in the red zone. Cincinnati had a first down at the Houston 35 with 3:40 to play, looking for a TD for the lead, but the offense could get no farther, and Houston ran out the clock after Cincinnati surrendered the ball on downs.

SCORE BY PERIODS table with columns 1, 2, 3, 4, OT, PTS. Cincinnati: 0, 7, 3, 3, —, 13. Houston: 3, 6, 7, 3, —, 19.

TEAM — SCORING PLAY table with columns QTR.-LEFT, Hou., Cin., yardage, and kickers.

Missed FGs: None. Attendance: 71,738. Time: 3:03.

TEAM STATISTICS table with columns CIN., HOU., and various stats like First downs, Total net yards, etc.

RUSHING

RUSHING table with columns CIN., ATT, YDS, LG, TD, HOU., ATT, YDS, LG, TD.

PASSING

PASSING table with columns CIN., ATT, CMP, YDS, TD-I, HOU., ATT, CMP, YDS, TD-I.

RECEIVING

RECEIVING table with columns CIN., NO, YDS, LG, TD, HOU., NO, YDS, LG, TD.

DEFENSE

Cincinnati (press box stats) — ST-AT-TT: R.Nelson 9-1-10, R.Mauluga 6-4-10, N.Clements 8-1-9, T.Newman 7-0-7, V.Burfict 4-2-6, L.Hall 4-0-4, P.Sims 4-0-4, D.Peko 3-1-4, R.Geathers 2-2-4, C.Dunlap 2-1-3, G.Atkins 1-2-3, M.Lawson 2-0-2, M.Johnson 1-1-2, E.Lamur 1-1-2, A.Jones 1-0-1, D.Skuta 1-0-1, W.Gilberry 0-1-1. SKS.-YDS.: None. INT.-YDS.: L.Hall 1-21. PD: L.Hall 1, A.Jones 1, T.Newman 1. FF: None. FR-YDS.: None. Houston (press box stats) — ST-AT-TT: J.Joseph 5-0-5, J.Watt 5-0-5, B.James 4-0-4, S.Keo 2-2-4, B.Reed 3-0-3, C.Barwin 2-0-2, K.Jackson 2-0-2, G.Quin 2-0-2, A.Smith 2-0-2, B.Harris 1-0-1, D.Manning 1-0-1, E.Mitchell 1-0-1, B.Ruud 1-0-1. SKS.-YDS.: J.Watt 1-9, B.Reed 1-0. INT.-YDS.: J.Joseph 1-14. PD: G.Quin 3, K.Jackson 2, J.Joseph 2, J.Watt 2, C.Barwin 1, B.Harris 1. FF: None. FR-YDS.: None.

2013 SEASON

AFC WILD CARD PLAYOFF

San Diego Chargers 27, Cincinnati Bengals 10 Sunday, Jan. 5, 2014 at Paul Brown Stadium

The AFC North Division champion Bengals piled up a 439-318 yardage edge in their Wild Card playoff vs. San Diego, but the Chargers won with relative ease while posting a plus-four edge in turnover differential (four takeaways, no giveaways). The Bengals held a 10-7 halftime lead, but San Diego went ahead on an 80-yard TD drive on its first possession of the third quarter. The Chargers added a third-quarter FG after Bengals QB Andy Dalton lost a fumble, and the Chargers tacked on a fourth-quarter TD following an INT. The Bengals' lone TD came on a four-yard second-quarter pass from Dalton to TE Jermaine Gresham. WR Marvin Jones set a Bengals postseason record with 130 receiving yards, topping a former mark of 120 by Cris Collinsworth, and Dalton's 334 passing yards were second-most in Bengals postseason annals. The Chargers, a Wild Card playoff entry, advanced to a Divisional round game at New England.

SCORE BY PERIODS table with columns 1, 2, 3, 4, OT, PTS. for San Diego and Cincinnati.

TEAM - SCORING PLAY table with columns QTR-LEFT and play details for S.D. and Cin.

Missed FGs: None. Attendance: 62,277. Time: 3:10.

TEAM STATISTICS table with columns S.D. and CIN. for various stats like First downs, Total net yards, etc.

RUSHING

RUSHING table with columns S.D. and CIN. for player stats like R. Brown, D. Woodhead, etc.

PASSING

PASSING table with columns S.D. and CIN. for player stats like P. Rivers, A. Dalton, etc.

RECEIVING

RECEIVING table with columns S.D. and CIN. for player stats like L. Green, K. Allen, etc.

DEFENSE

San Diego (press box stats) - ST-AT-TT: D. Butler 9-3-12, M. Te'o 3-4-7, J. Addae 4-1-5, M. Gilchrist 3-2-5, J. Johnson 3-2-5, C. Liugot 3-2-5, R. Walker 3-2-5, E. Weddle 3-2-5, S. Wright 3-2-5, M. Ingram 0-3-3, R. Marshall 2-0-2, C. Thomas 2-0-2, D. Stuckey 1-1-2, L. Guy 1-0-1, K. Reyes 0-1-1. SKS.-YDS.: J. Johnson 1-4, C. Thomas 1-3, C. Liugot 1-1. INT.-YDS.: S. Wright 1-30, M. Ingram 1-3. PD: D. Stuckey 2, M. Ingram 1, K. Reyes 1, E. Weddle 1, S. Wright 1. FF: D. Butler 1. FR.-YDS.: R. Marshall 1-13, J. Addae 1-0.

Cincinnati (press box stats) - ST-AT-TT: R. Mauluga 12-3-15, A. Jones 7-0-7, V. Burfitt 2-5-7, B. Thompson 3-2-5, R. Nelson 4-0-4, C. Dunlap 2-2-4, J. Harrison 3-0-3, W. Gilberry 2-1-3, G. Iloka 2-0-2, D. Kirkpatrick 2-0-2, D. Peko 2-0-2, C. Crocker 1-1-2, M. Johnson 1-0-1. SKS.-YDS.: V. Burfitt 0.5-3, C. Crocker 0.5-3. INT.-YDS.: None. PD: None. FF: None. FR.-YDS.: None.

2014 SEASON

AFC WILD CARD PLAYOFF

Indianapolis Colts 26, Cincinnati Bengals 10 Sunday, Jan. 4, 2015 at Lucas Oil Stadium

Significantly depleted in their receiving corps, the Bengals were no match for the AFC South champion Colts. Indianapolis QB Andrew Luck passed for 376 yards, re-setting a Bengals opponent playoff record previously held by QB Joe Montana from Super Bowl XXIII (357). The Colts totaled 482 yards to Cincinnati's 254. The Bengals moved the ball well on their first two possessions and were tied 7-7 late in the first quarter, after a 74-yard TD drive. At halftime, Cincinnati trailed by only 13-10, thanks to a 57-yard Mike Nugent FG near the end of the second quarter. The 57-yarder was a Bengals postseason record by 10 yards and topped by two yards the team regular-season record of 55 that Nugent shared with K. Chris Bahr. But the Bengals managed only 98 net yards and no points in the second half, while the Colts struck for a Luck 36-yard TD pass and two FGs by K. Adam Vinatieri. The Bengals played without their top two leaders in receptions - WR A.J. Green (concussion) and TE Jermaine Gresham (back strain).

SCORE BY PERIODS table with columns 1, 2, 3, 4, OT, PTS. for Cincinnati and Indianapolis.

TEAM - SCORING PLAY table with columns QTR-LEFT and play details for Ind. and Cin.

Missed FGs: None. Attendance: 63,385. Time: 3:06.

TEAM STATISTICS table with columns CIN. and IND. for various stats like First downs, Total net yards, etc.

RUSHING

RUSHING table with columns CIN. and IND. for player stats like J. Hill, A. Dalton, etc.

PASSING

PASSING table with columns CIN. and IND. for player stats like A. Dalton, A. Luck, etc.

RECEIVING

RECEIVING table with columns CIN. and IND. for player stats like G. Bernard, R. Hewitt, etc.

DEFENSE

Cincinnati (press box stats) - ST-AT-TT: V. Rey 5-6-11, E. Lamur 6-0-6, A. Jones 4-2-6, R. Nelson 4-1-5, M. Flowers 3-2-5, G. Iloka 2-3-5, B. Thompson 2-2-4, T. Newman 3-0-3, G. Atkins 2-1-3, D. Kirkpatrick 2-1-3, D. Peko 1-2-3, D. Dennard 2-0-2, R. Mauluga 2-0-2, C. Dunlap 1-1-2, L. Hall 1-1-2, W. Gilberry 0-2-2, M. Hunt 0-2-2. SKS.-YDS.: G. Atkins 0.5-4, M. Hunt 0.5-4. INT.-YDS.: None. PD: L. Hall 1, D. Kirkpatrick 1, R. Mauluga 1, T. Newman 1. FF: D. Dennard 1, V. Rey 1. FR.-YDS.: R. Nelson 1-6.

Indianapolis (press box stats) - ST-AT-TT: J. Freeman 7-8-15, M. Adams 7-2-9, D. Jackson 2-4-6, V. Davis 4-0-4, L. Landry 1-2-3, G. Toler 2-0-2, E. Walden 2-0-2, D. Butler 1-1-2, C. Redding 1-1-2, A. Jones 0-2-2, J. Chapman 1-0-1, M. Hughes 1-0-1, R. Jean Francois 0-1-1, J. Newsome 0-1-1. SKS.-YDS.: J. Freeman 1.5-5.5, C. Redding 1-3, R. Jean Francois 0.5-2.5. INT.-YDS.: None. PD: G. Toler 3, C. Redding 2, M. Adams 1, V. Davis 1, D. Jackson 1, E. Walden 1. FF: J. Freeman 1. FR.-YDS.: M. Hughes 1-0.

2015 SEASON

AFC WILD CARD PLAYOFF

Pittsburgh Steelers 18, Cincinnati Bengals 16 Saturday, Jan. 9, 2016 at Paul Brown Stadium

The Bengals rallied from a 15-0 deficit to take a 16-15 lead with 1:50 to play, and Cincinnati had a first down at the Steelers' 26-yard line with 1:36 left. But Pittsburgh recovered a fumble by HB Jeremy Hill on the next Bengals play, and the Steelers drove for a game-winning 37-yard FG at the 0:14 mark, aided by two personal foul penalties against Cincinnati. The Bengals had rallied to take the lead with three fourth-quarter scores — a one-yard TD run by Hill, a 36-yard Mike Nugent FG and a 25-yard TD pass from QB AJ McCarron to WR A.J. Green. McCarron, as he had in the last three regular-season games, was subbing for injured No. 1 QB Andy Dalton. The Bengals had the home field after winning the AFC North Division with a 12-4 record, but the 10-6 Steelers earned a Wild Card berth and advanced to the Divisional playoff round with the win.

SCORE BY PERIODS table with columns 1, 2, 3, 4, OT, PTS. Pittsburgh 0, 6, 9, 3, —, 18. Cincinnati 0, 0, 0, 16, —, 16.

TEAM — SCORING PLAY QTR.-LEFT table listing plays like C.Boswell 39 field goal, M.Bryant 10 pass from B.Roethlisberger, etc.

Missed FGs: None. Attendance: 63,257. Time: 3:41.

TEAM STATISTICS table comparing Pitt and Cin stats like First downs, Total net yards, etc.

RUSHING table with columns PITT., ATT, YDS, LG, TD, CIN., ATT, YDS, LG, TD.

PASSING table with columns PITT., ATT, CMP, YDS, TD-I, CIN., ATT, CMP, YDS, TD-I.

RECEIVING table with columns PITT., NO, YDS, LG, TD, CIN., NO, YDS, LG, TD.

DEFENSE Pittsburgh (press box stats) — ST-AT-TT: R.Shazier 9-4-13, W.Gay 4-1-5, J.Harrison 3-1-4, etc.

Cincinnati (press box stats) — ST-AT-TT: R.Mauluga 7-3-10, V.Burfict 5-1-6, S.Williams 5-0-5, G.Iloka 4-1-5, etc.

2021 SEASON

AFC WILD CARD PLAYOFF

Cincinnati Bengals 26, Las Vegas Raiders 19 Saturday afternoon, Jan. 15, 2022 at Paul Brown Stadium

In front of the largest home crowd in team history, the Bengals snapped an eight-game playoff losing streak and 31-year drought without a postseason win. The Raiders scored an opening-drive FG, but Cincinnati countered with a 75-yard TD drive and never trailed again. The Bengals lost three key defensive linemen to injuries — DT Larry Ogunjobi (foot), DE Trey Hendrickson (concussion) and DT Mike Daniels (groin) — but the defense still managed to hold the Raiders to just one TD. Las Vegas had little trouble moving the ball — QB Derek Carr passed for 310 yards and RB Josh Jacobs averaged 6.4 yards per carry — but the Raiders scored just one TD in five red-zone trips. Bengals QB Joe Burrow completed 70.4 percent of his passes, tossed two TDs and posted a 110.4 rating. Trailing by seven points late, Las Vegas staged a near comeback and drove to the Cincinnati nine-yard line with 30 seconds left. But three plays later, on fourth-and-goal from the nine, Bengals LB Germaine Pratt intercepted a pass over the middle to seal a win.

SCORE BY PERIODS table with columns 1, 2, 3, 4, OT, PTS. Las Vegas 3, 10, 0, 6, —, 19. Cincinnati 10, 10, 3, 3, —, 26.

TEAM — SCORING PLAY QTR.-LEFT table listing plays like D.Carson 47 field goal, C.Uzomah 7 pass from J.Burrow, etc.

Missed FGs: None. Attendance: 66,277. Time: 3:17.

TEAM STATISTICS table comparing L.V. and CIN. stats like First downs, Total net yards, etc.

RUSHING table with columns L.V., ATT, YDS, LG, TD, CIN., ATT, YDS, LG, TD.

PASSING table with columns L.V., ATT, CMP, YDS, TD-I, CIN., ATT, CMP, YDS, TD-I.

RECEIVING table with columns L.V., NO, YDS, LG, TD, CIN., NO, YDS, LG, TD.

DEFENSE Las Vegas (press box stats) — ST-AT-TT: D.Perryman 6-3-9, D.Deablo 3-5-8, M.Crosby 3-3-6, etc.

Cincinnati (press box stats) — ST-AT-TT: L.Wilson 9-3-12, G.Pratt 6-3-9, E.Apple 4-2-6, C.Awuzie 3-3-6, etc.

2021 SEASON

AFC DIVISIONAL PLAYOFF

Cincinnati Bengals 19, Tennessee Titans 16 Saturday afternoon, Jan. 22, 2022 at Nissan Stadium

Rookie K Evan McPherson booted a 52-yard FG as time expired to give Cincinnati its first-ever road playoff win and send the No. 4 seed Bengals to their first AFC Championship game in 33 years. The game began with an INT by S Jessie Bates on the first play from scrimmage — it was the first of three INTs thrown by Titans QB Ryan Tannehill. Cincinnati reached the end zone just once, but McPherson made all five of his placekicks (four FGs, one PAT) — including two 50-plus yard FGs — in below-freezing temperatures. The Bengals' offensive line struggled in pass protection, as Burrow was sacked nine times — the most takedowns of a winning QB in NFL postseason history. Titans star RB Derrick Henry, who was playing in his first game since Halloween (foot injury), averaged just 3.1 yards on 20 carries, and the Titans converted just one third down on the afternoon. With the game tied at 16 at the two-minute warning, Tennessee began a drive for a potential game-winning FG. But CB Eli Apple batted a Tannehill pass, and LB Logan Wilson intercepted it with 20 seconds remaining. Burrow quickly hit WR Ja'Marr Chase on a 19-yard pass to set up McPherson's game-winner.

SCORE BY PERIODS table with columns 1, 2, 3, 4, OT, PTS. for Cincinnati and Tennessee.

TEAM — SCORING PLAY table with columns QTR.-LEFT and play details for Cincinnati and Tennessee.

Missed FGs: None. Attendance: 69,242. Time: 2:59.

TEAM STATISTICS table with columns CIN. and TENN. for various stats like First downs, Total net yards, etc.

RUSHING

RUSHING table with columns CIN. and TENN. for player stats like ATT, YDS, LG, TD.

PASSING

PASSING table with columns CIN. and TENN. for player stats like ATT, CMP, YDS, TD-I.

RECEIVING

RECEIVING table with columns CIN. and TENN. for player stats like NO, YDS, LG, TD.

DEFENSE

Cincinnati (press box stats) — ST-AT-TT: L.Wilson 6-2-8, V.Bell 5-1-6, D.Reader 5-1-6, C.Awuzie 3-2-5, J.Bates 4-0-4, G.Pratt 4-0-4, B.Hill 3-0-3, E.Apple 2-1-3, S.Hubbard 2-1-3, M.Hilton 1-1-2, M.Bailey 0-2-2, T.Flowers 1-0-1, Z.Kerr 1-0-1, C.Sample 1-0-1, T.Hendrickson 0-1-1. SKS.-YDS.: V.Bell 1-7. INT.-YDS.: M.Hilton 1-19, J.Bates 1-0, L.Wilson 1-0. PD: E.Apple 1, J.Bates 1, T.Flowers 1, M.Hilton 1, L.Wilson 1. FF: None. FR-YDS.: None.

Tennessee (press box stats) — ST-AT-TT: Z.Cunningham 8-2-10, J.Simmons 7-1-8, D.Long 6-2-8, A.Hooker 4-3-7, K.Fulton 4-2-6, H.Landry 3-3-6, D.Cruikshank 3-1-4, K.Byard 3-0-3, D.Autry 1-2-3, B.Dupree 2-0-2, J.Brown 1-1-2, J.Jenkins 1-1-2, N.Jones 0-2-2, E.Molden 0-2-2, K.Peko 0-2-2, C.Jackson 1-0-1, B.Skrine 1-0-1. SKS.-YDS.: J.Simmons 3-28, H.Landry 1.5-11.5, D.Autry 1.5-7.5, B.Dupree 1-16, D.Long 1-0, K.Peko 0.5-3.5, N.Jones 0.5-1.5. INT.-YDS.: A.Hooker 1-15. PD: A.Hooker 2, D.Autry 1, J.Jenkins 1. FF: None. FR-YDS.: None.

2021 SEASON

AFC CHAMPIONSHIP

Cincinnati Bengals 27, Kansas City Chiefs 24 (OT) Sunday, Jan. 30, 2022 at Arrowhead Stadium

The Bengals earned their third AFC Championship and a berth in Super Bowl LVI after staging a dramatic comeback road win over the two-time defending AFC Champion Chiefs. Kansas City started fast and raced to a 21-3 lead midway through the second quarter, after putting together TD drives of 84, 75 and 72 yards on their first three possessions. But Cincinnati answered when HB Samaje Perine took a screen pass 41 yards for a score to cut the lead to 21-10. With five seconds remaining before halftime, Kansas City had the ball on Cincinnati's one-yard line but opted to try for a TD instead of a FG. The play was stopped for a loss by Bengals CB Eli Apple, and time expired as Cincinnati escaped to the locker room down only 11 points. Cincinnati's offense came to life after the break and pulled ahead midway through the fourth quarter, while the defense adjusted and held Kansas City's high-powered offense to just three second-half points, which came on a game-tying FG at the end of regulation. Kansas City got the ball first in OT, but Bengals S Vonn Bell intercepted a deep pass from Chiefs All-Pro QB Patrick Mahomes. Bengals QB Joe Burrow then led Cincinnati to three first downs, and got into range for 22-year old rookie K Evan McPherson's second game-winning, walk-off FG in as many weeks.

SCORE BY PERIODS table with columns 1, 2, 3, 4, OT, PTS. for Cincinnati and Kansas City.

TEAM — SCORING PLAY table with columns QTR.-LEFT and play details for Cincinnati and Kansas City.

Missed FGs: None. Attendance: 73,377. Time: 3:14.

TEAM STATISTICS table with columns CIN. and K.C. for various stats like First downs, Total net yards, etc.

RUSHING

RUSHING table with columns CIN. and K.C. for player stats like ATT, YDS, LG, TD.

PASSING

PASSING table with columns CIN. and K.C. for player stats like ATT, CMP, YDS, TD-I.

RECEIVING

RECEIVING table with columns CIN. and K.C. for player stats like NO, YDS, LG, TD.

DEFENSE

Cincinnati (press box stats) — ST-AT-TT: L.Wilson 3-7-10, C.Awuzie 5-3-8, G.Pratt 5-3-8, S.Hubbard 4-4-8, E.Apple 6-1-7, V.Bell 3-3-6, B.Hill 1-4-5, T.Hendrickson 3-1-4, J.Bates 2-2-4, M.Hilton 2-1-3, D.Reader 1-2-3, T.Flowers 1-0-1, K.Kareem 1-0-1. SKS.-YDS.: S.Hubbard 2-22, T.Hendrickson 1.5-12.5, B.Hill 0.5-4.5. INT.-YDS.: V.Bell 1-5, B.Hill 1-3. PD: J.Bates 1, V.Bell 1, T.Flowers 1, B.Hill 1, M.Hilton 1. FF: S.Hubbard 1. FR-YDS.: None.

Kansas City (press box stats) — ST-AT-TT: L.Sneed 8-2-10, A.Hitchens 2-4-6, J.Thornhill 2-4-6, T.Mathieu 5-0-5, C.Ward 4-1-5, W.Gay 3-2-5, R.Fenton 2-3-5, J.Reed 2-3-5, N.Bolton 2-1-3, C.Jones 2-1-3, M.Danna 2-0-2, A.Okafor 0-2-2, M.Ingram 1-0-1, B.Niemann 1-0-1, F.Clark 0-1-1, D.Nnadi 0-1-1, D.Sorensen 0-1-1. SKS.-YDS.: M.Ingram 1-7. INT.-YDS.: L.Sneed 1-0. PD: W.Gay 2, R.Fenton 1, A.Hitchens 1, M.Ingram 1, L.Sneed 1, C.Ward 1. FF: None. FR-YDS.: None.

2021 SEASON

SUPER BOWL LVI

L.A. Rams 23, Cincinnati Bengals 20
Sunday night, Feb. 13, 2022 at SoFi Stadium (Inglewood, Calif.)

Playing in their first Super Bowl in 33 years, the four-point underdog Bengals were technically the home team even though the game was held at the "visiting" Rams' home stadium. Cincinnati's first offensive possession stalled at midfield after a failed fourth-and-one conversion, and the Rams took advantage with a 50-yard TD drive to strike first. Los Angeles stretched its lead to 13-3 early in the second quarter, but the Bengals closed to within 13-10 with a trick-play TD pass from HB Joe Mixon to WR Tee Higgins. Then, on the first play of the second half, Higgins caught a 75-yard TD pass from QB Joe Burrow to give Cincinnati its first lead. On the first play of the ensuing possession, an INT by Bengals CB Chidobe Awuzie set up Cincinnati at the Rams' 31-yard line, but the Bengals turned it into only a FG. Behind a strong pass rush, Los Angeles then held Cincinnati scoreless on its final five possessions. After a TD by WR Cooper Kupp gave Los Angeles a three-point lead with 1:25 remaining, Cincinnati's attempt to tie or win ended on fourth-and-one at midfield when Burrow threw an incomplete pass while being tackled.

SCORE BY PERIODS table with columns 1, 2, 3, 4, OT, PTS. for L.A. Rams and Cincinnati.

TEAM - SCORING PLAY table with columns QTR.-LEFT and play descriptions for LARams and Cin.

Missed FGs: None. Attendance: 70,048. Time: 3:26.

TEAM STATISTICS table with columns LARams and CIN. for various stats like First downs, Total net yards, etc.

RUSHING table with columns LARams and CIN. for player stats like ATT, YDS, LG, TD.

PASSING table with columns LARams and CIN. for player stats like ATT, CMP, YDS, TD-I.

RECEIVING table with columns LARams and CIN. for player stats like NO, YDS, LG, TD.

DEFENSE table with columns LARams and CIN. for player stats like ST-AT-TT, SKS-YDS, INT-YDS.

L.A. Rams (press box stats) - ST-AT-TT: D.Williams 3-5-8, E.Jones 6-1-7, T.Rapp 4-3-7, A.Robinson 5-1-6, L.Floyd 4-1-5, E.Weddie 4-1-5, A.Donald 3-1-4, D.Long 3-1-4, J.Ramsey 3-1-4, G.Gaines 0-3-3, V.Miller 2-0-2, N.Scott 2-0-2, T.Reeder 1-1-2, J.Hollins 1-0-1, O.Okoronkwo 1-0-1. SKS-YDS.: V.Miller 2-16, A.Donald 2-10, L.Floyd 1-8, E.Jones 1-7, A.Robinson 1-2. INT-YDS.: None. PD: E.Jones 1, V.Miller 1, J.Ramsey 1, D.Williams 1. FF: None. FR-YDS.: None.

Cincinnati (press box stats) - ST-AT-TT: L.Wilson 8-1-9, S.Hubbard 5-3-8, G.Pratt 5-3-8, V.Bell 5-2-7, J.Bates 3-3-6, C.Awuzie 5-0-5, E.Apple 3-2-5, M.Hilton 3-1-4, B.Hill 1-2-3, T.Hendrickson 1-1-2, K.Kareem 1-1-2, T.Flowers 1-0-1, D.Reader 1-0-1. SKS-YDS.: T.Hendrickson 1-7, D.Reader 1-6. INT-YDS.: C.Awuzie 1-1, J.Bates 1-0. PD: E.Apple 1, C.Awuzie 1, J.Bates 1, L.Wilson 1. FF: None. FR-YDS.: None.

2022 SEASON

AFC WILD CARD PLAYOFF

Cincinnati Bengals 24, Baltimore Ravens 17
Sunday night, Jan. 15, 2023 at Paycor Stadium

DE Sam Hubbard returned a Baltimore fumble 98 yards for a go-ahead TD early in the fourth quarter that proved to be the difference as Cincinnati hung on for a 24-17 Wild Card Playoff win. The Ravens had driven down to the Bengals' one-yard line looking to take the lead, but when QB Tyler Huntley tried to jump over a pile of linemen and reach the ball across the goal line, it was knocked out by LB Logan Wilson and fell into Hubbard's arms to create the game's biggest turning point. After a TD pass from QB Joe Burrow to WR Ja'Marr Chase in the second quarter gave Cincinnati a 9-0 lead, Baltimore responded with 10 unanswered points and went into halftime ahead. The Bengals got back in front with a 12-play, 88-yard drive in which Burrow completed all six of his passes and finished it off with a one-yard sneak into the end zone. Baltimore quickly struck again on a 41-yard TD pass to WR Demarcus Robinson, but that ended up being the final offensive points from either team as both defenses stepped up with key plays. Huntley drove the Ravens inside the Bengals' 30-yard line with under a minute left, but a desperation heave to the end zone as time expired fell incomplete, sealing the win and a trip to the AFC Divisional Playoff for Cincinnati.

SCORE BY PERIODS table with columns 1, 2, 3, 4, OT, PTS. for Baltimore and Cincinnati.

TEAM - SCORING PLAY table with columns QTR.-LEFT and play descriptions for Cin. and Balt.

Missed FGs: None. Attendance: 66,399. Time: 3:02.

TEAM STATISTICS table with columns BALT. and CIN. for various stats like First downs, Total net yards, etc.

RUSHING table with columns BALT. and CIN. for player stats like ATT, YDS, LG, TD.

PASSING table with columns BALT. and CIN. for player stats like ATT, CMP, YDS, TD-I.

RECEIVING table with columns BALT. and CIN. for player stats like NO, YDS, LG, TD.

Baltimore (press box stats) - ST-AT-TT: K.Hamilton 5-4-9, R.Smith 3-5-8, M.Humphrey 6-0-6, P.Queen 4-2-6, M.Peters 2-2-4, C.Clark 3-0-3, T.Bowser 2-1-3, B.Washington 1-2-3, O.Oweh 2-0-2, M.Williams 2-0-2, C.Campbell 1-1-2, J.Madubuike 0-2-2, J.Houston 1-0-1, J.Pierre-Paul 0-1-1, B.Urban 1-0-1, T.Jones 0-1-1. SKS-YDS.: T.Bowser 1-9, J.Houston 1-9, O.Oweh 1-6, J.Pierre-Paul 0.5-1, B.Washington 0.5-1. INT-YDS.: None. PD: M.Peters 1, M.Williams 1. FF: K.Hamilton 1. FR-YDS.: K.Hamilton 1-0.

Cincinnati (press box stats) - ST-AT-TT: L.Wilson 6-4-10, J.Bates 8-1-9, G.Pratt 5-3-8, E.Apple 5-1-6, B.Hill 4-1-5, Z.Carter 3-1-4, S.Hubbard 2-2-4, V.Bell 2-2-4, C.Sample 1-3-4, M.Hilton 2-0-2, D.Reader 2-0-2, C.Taylor-Britt 1-1-2, J.Tufeke 0-2-2, J.Ossai 1-0-1, J.Tupou 0-1-1. SKS-YDS.: B.Hill 1-9, M.Hilton 1-8. INT-YDS.: A.Davis-Gaither 1-0. PD: A.Davis-Gaither 1, M.Hilton 1, J.Ossai 1, G.Pratt 1, D.Reader 1, C.Sample 1. FF: L.Wilson 1. FR-YDS.: S.Hubbard 1-98.

2022 SEASON

AFC DIVISIONAL PLAYOFF

Cincinnati Bengals 27, Buffalo Bills 10
Sunday, Jan. 22, 2023 at Highmark Stadium

Cincinnati scored on its opening two possessions to grab a 14-0 first-quarter lead, and never looked back in a snowy AFC Divisional Playoff. The Bengals' offense churned out 412 total yards, including 172 rushing. HB Joe Mixon finished with 123 yards from scrimmage, including 105 on the ground with a 5.1-yard rushing average. QB Joe Burrow threw two TD passes and connected with eight different receivers on the afternoon to lead Cincinnati in advancing to the AFC Championship for a second consecutive year.

SCORE BY PERIODS table with columns 1, 2, 3, 4, OT, PTS. Cincinnati: 14, 3, 7, 3, 0, 27. Buffalo: 0, 7, 3, 0, 0, 10.

TEAM - SCORING PLAY table with columns QTR.-LEFT, CIN., BUFF. listing plays like J.Chase 28 pass from J.Burrow and H.Hurst 15 pass from J.Burrow.

Missed FGs: None. Attendance: 70,733. Time: 3:01.

TEAM STATISTICS table comparing CIN. and BUFF. stats like First downs, Total net yards, Net yards rushing, etc.

RUSHING table with columns CIN., ATT, YDS, LG, TD, BUFF., ATT, YDS, LG, TD listing players like J.Mixon, S.Perine, J.Burrow.

PASSING table with columns CIN., ATT, CMP, YDS, TD-I, BUFF., ATT, CMP, YDS, TD-I listing players like J.Burrow, J.Allen.

RECEIVING table with columns CIN., NO, YDS, LG, TD, BUFF., NO, YDS, LG, TD listing players like J.Chase, H.Hurst, S.Perine.

DEFENSE

Cincinnati (press box stats) - ST-AT-TT: M.Hilton 6-2-8, L.Wilson 4-3-7, C.Taylor-Britt 6-0-6, E.Apple 5-1-6, V.Bell 5-1-6, J.Bates 5-0-5, G.Pratt 5-0-5, B.Hill 0-3-3, D.Reader 1-1-2, J.Tupou 0-2-2, A.Davis-Gaither 1-0-1, S.Hubbard 1-0-1, Z.Carter 0-1-1. SKS-YDS.: V.Bell 1-3. INT.-YDS.: C.Taylor-Britt 1-0. PD: B.Hill 2, G.Pratt 2, C.Taylor-Britt 2, E.Apple 1, M.Hilton 1. FF: None. FR-YDS.: None.

Buffalo (press box stats) - ST-AT-TT: T.Edmunds 10-2-12, M.Milano 7-3-10, J.Johnson 5-2-7, T.Johnson 3-3-6, J.Poyer 3-3-6, K.Elam 3-1-4, T.White 3-1-4, G.Rousseau 3-0-3, D.Marlowe 2-1-3, E.Ankou 2-0-2, S.Lawson 1-1-2, S.Neal 1-1-2, T.Settle 1-1-2, A.Epenesa 1-0-1, D.Jackson 1-0-1, C.Lewis 1-0-1, J.Phillips 1-0-1, E.Oliver 0-1-1. SKS-YDS.: M.Milano 1-2. INT.-YDS.: None. PD: C.Basham 1, T.Edmunds 1, D.Jackson 1, T.Johnson 1, M.Milano 1. FF: None. FR-YDS.: None.

2022 SEASON

AFC CHAMPIONSHIP

Kansas City Chiefs 23, Cincinnati Bengals 20
Sunday night, Jan. 29, 2023 at GEHA Field at Arrowhead Stadium

Seeking its second consecutive Super Bowl appearance, Cincinnati erased deficits of 10 points in the first half and seven points in the second, but ultimately came up short in a back-and-forth game, as Chiefs K Harrison Butker converted a 45-yard FG with three seconds left to win the conference title for Kansas City. The Chiefs took a 13-3 lead late in the second quarter, but the Bengals tied it up with 10 straight points, which included a 27-yard TD pass from QB Joe Burrow to WR Tee Higgins. With Kansas City leading 20-13 early in the fourth quarter, Cincinnati answered when HB Samaje Perine scored on a two-yard run, set up by a 35-yard pass from Burrow to WR Ja'Marr Chase on fourth-and-six from the Chiefs' 41. However, in the game's final seconds, an unnecessary roughness penalty called on the Bengals put Butker in range for the game-winning kick.

SCORE BY PERIODS table with columns 1, 2, 3, 4, OT, PTS. Cincinnati: 0, 6, 7, 7, 0, 20. Kansas City: 3, 10, 7, 3, 0, 23.

TEAM - SCORING PLAY table with columns QTR.-LEFT, CIN., K.C. listing plays like H.Butker 43 field goal and H.Butker 24 field goal.

Missed FGs: None. Attendance: 73,426. Time: 3:23.

TEAM STATISTICS table comparing CIN. and K.C. stats like First downs, Total net yards, Net yards rushing, etc.

RUSHING

RUSHING table with columns CIN., ATT, YDS, LG, TD, K.C., ATT, YDS, LG, TD listing players like J.Burrow, S.Perine, J.Mixon.

PASSING

PASSING table with columns CIN., ATT, CMP, YDS, TD-I, K.C., ATT, CMP, YDS, TD-I listing players like J.Burrow, P.Mahomes.

RECEIVING

RECEIVING table with columns CIN., NO, YDS, LG, TD, K.C., NO, YDS, LG, TD listing players like T.Higgins, J.Chase, H.Hurst.

DEFENSE

Cincinnati (press box stats) - ST-AT-TT: V.Bell 5-2-7, G.Pratt 2-5-7, E.Apple 5-1-6, L.Wilson 5-1-6, J.Bates 3-3-6, M.Hilton 4-1-5, J.Ossai 3-2-5, D.Reader 1-3-4, C.Taylor-Britt 1-2-3, J.Tupou 1-2-3, Z.Carter 0-3-3, C.Sample 2-0-2, T.Hendrickson 1-1-2, S.Hubbard 1-1-2, B.Hill 0-1-1. SKS-YDS.: S.Hubbard 1-2, C.Sample 1-0, (team) 1-9. INT.-YDS.: None. PD: J.Ossai 1, C.Taylor-Britt 1. FF: None. FR-YDS.: S.Hubbard 1-0.

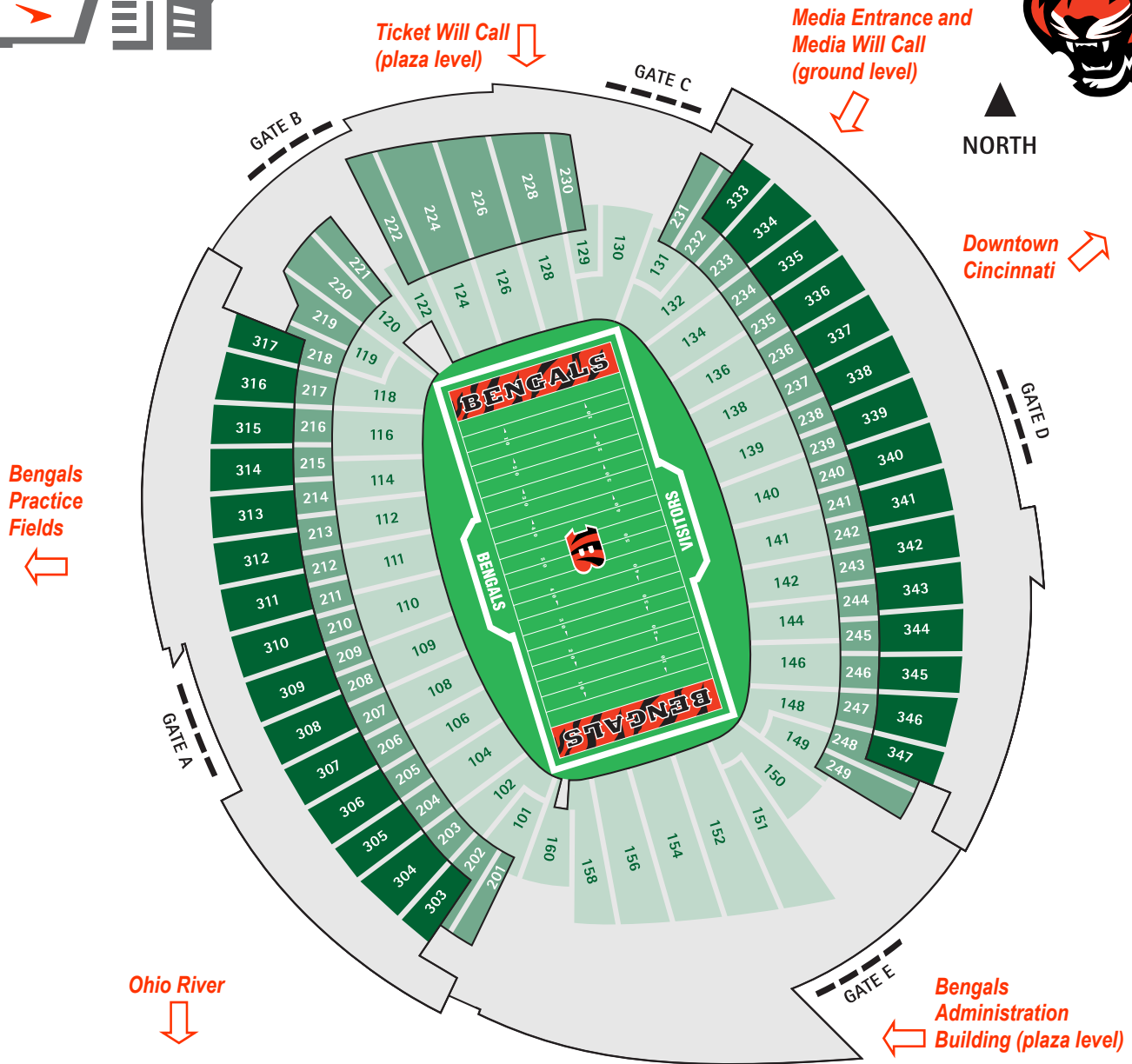
Kansas City (press box stats) - ST-AT-TT: J.Reid 7-0-7, T.McDuffie 6-0-6, M.Danna 3-2-5, B.Cook 4-0-4, Ja.Watson 4-0-4, C.Jones 3-1-4, J.Williams 3-1-4, N.Bolton 1-3-4, K.Saunders 3-0-3, F.Clark 2-1-3, J.Thornhill 2-1-3, G.Karlaftis 1-0-1, L.Sneed 1-0-1, W.Gay 0-1-1, D.Harris 0-1-1, D.Nnadi 0-1-1. SKS-YDS.: C.Jones 2-13, F.Clark 1-5-12, G.Karlaftis 1-4, W.Gay 0-5-3. INT.-YDS.: Ja.Watson 1-10, J.Williams 1-(-4). PD: T.McDuffie 2, Ja.Watson 2, B.Cook 1, J.Reid 1, J.Williams 1. FF: None. FR-YDS.: None.



Paycor Stadium Seating Diagram and Ticket Information



NORTH



Paycor Stadium seats 65,656 for Bengals games. Ticket information is available online by visiting www.bengals.com/tickets. Fans can purchase tickets in any of the following three ways:

- 1) By telephone by contacting Bengals Fan Relations at 513-621-8383, or toll-free at 866-621-8383.
- 2) Online by visiting www.bengals.com/tickets or www.ticketmaster.com.
- 3) In person from 9 a.m.-5 p.m. Monday through Friday at the Bengals ticket office, located in the team's administrative offices on the Plaza Level near Gate E on the southeast side of the stadium. On game days, the ticket office is located on the Plaza Level next to the Pro Shop on the north side of the stadium, opening four hours prior to kickoff for day-of-game ticket purchases.

For information about season tickets, contact Bengals Fan Relations by phone at 513-621-8383 or 866-621-8383, or online by visiting www.bengals.com/tickets. For information about club seats, private suites and hospitality opportunities, contact the team's premium seat sales department at the same number or visit www.bengals.com/tickets.

Paycor Stadium seating elevations are divided into three primary levels. The capacities for those levels are:

SEATING AREA	*NO. OF SEATS
Field Level (light green sections in above diagram)	28,401
Club Level (medium green; includes private suites)	17,925
Canopy Level (dark green)	19,330
	65,656

*NOTE: The capacity numbers listed here do not include additional standing room seats in private suites, or wheelchair-accessible seating locations.



**CINCINNATI
BENGALS**

1 Paycor Stadium, Cincinnati, Ohio 45202
Administrative Offices: (513) 621-3550 | FAX: (513) 621-3570
Fan Relations: (513) 621-8383 or (866) 621-8383
www.bengals.com

2023 SCHEDULE

Preseason

WEEK	DAY	DATE	OPPONENT	TV NETWORK	TIME
Pre. 1	Fri.	Aug. 11	GREEN BAY	Bengals PSTV	7 p.m.
Pre. 2	Fri.	Aug. 18	at Atlanta	Bengals PSTV	7:30 p.m.
Pre. 3	Sat.	Aug. 26	at Washington	Bengals PSTV	6:05 p.m.

Regular season

WEEK	DAY	DATE	OPPONENT	TV NETWORK	TIME
1	Sun.	Sept. 10	at Cleveland	CBS	1 p.m.
2	Sun.	Sept. 17	BALTIMORE	CBS	1 p.m.
3	Mon.	Sept. 25	L.A. RAMS	ESPN	8:15 p.m.
4	Sun.	Oct. 1	at Tennessee	FOX	1 p.m.
5	Sun.	Oct. 8	at Arizona*	FOX	4:05 p.m.
6	Sun.	Oct. 15	SEATTLE*	CBS	1 p.m.
7	Sun.	Oct. 22	— BYE —		
8	Sun.	Oct. 29	at San Francisco*	CBS	4:25 p.m.
9	Sun.	Nov. 5	BUFFALO*	NBC	8:20 p.m.
10	Sun.	Nov. 12	HOUSTON*	CBS	1 p.m.
11	Thurs.	Nov. 16	at Baltimore	Prime Video	8:15 p.m.
12	Sun.	Nov. 26	PITTSBURGH*	CBS	1 p.m.
13	Mon.	Dec. 4	at Jacksonville*	ESPN	8:15 p.m.
14	Sun.	Dec. 10	INDIANAPOLIS*	CBS	1 p.m.
15	(TBD)	(TBD)	MINNESOTA*	(TBD)	(TBD)
16	Sat.	Dec. 23	at Pittsburgh	NBC	4:30 p.m.
17	Sun.	Dec. 31	at Kansas City*	CBS	4:25 p.m.
18	(TBD)	(TBD)	CLEVELAND*	(TBD)	(TBD)

All times are Eastern.

An asterisk (*) denotes a game subject to flexible scheduling.

Preseason games are broadcast on the Bengals Preseason TV Network. See www.bengals.com/watch for a list of the regional TV stations on Bengals PSTV.