



**ATLANTA FALCONS 2024**

# MEDIA GUIDE





# ADMIN

2024

---







**ARTHUR M.  
BLANK**  
OWNER AND CHAIRMAN



Perhaps best known as co-founder of The Home Depot, Arthur Blank is now widely recognized for his diverse businesses. The recipient of the Sports Business Journal's Lifetime Achievement Award in 2024 and named by ESPN as the 2021 Sports Philanthropist of the Year, Blank is a tireless advocate of using purpose and profit hand-in-hand to benefit the communities around him. Blank has been distinguished by Forbes as one of the World's 100 Greatest Living Business Minds 2017, Sports Business Journal's Executive of the Year 2018 and Sports Business Journal's one of the 50 Most Influential People in Sports 2016, 2017, 2018.

In addition to the Blank Family Foundation, Blank's Family of Businesses includes the Atlanta Falcons and Atlanta United; ; Atlanta Drive GC of the TGL; the nationwide PGA TOUR Superstore; three ranches in Montana, Mountain Sky Guest Ranch, West Creek Ranch and Paradise Valley Ranch; and Mercedes-Benz Stadium, which hosted the 2019 Super Bowl and is home to the Falcons and Atlanta United.

In 2020, Blank released his book *Good Company*, a national best-seller, highlighting how the core values successfully used to build The Home Depot can be applied to varying businesses. Blank believes in the importance of making a difference –

professionally and personally. In addition to the company's financial success, during his 23 years with The Home Depot the company donated more than \$113 million to communities, while associates participated in hundreds of thousands of hours of volunteer time. Blank is applying the same business acumen and values in building his competitive, successful and community-oriented businesses today.

Blank is dedicated to his own giving back. Since 1995, the Arthur M. Blank Family Foundation has granted more than \$1 billion, and continues to significantly accelerate the impact of its philanthropy in its new collective areas of giving, which include Youth Development, Democracy, and Environment. The foundation also leads giving programs for each of the for-profit businesses in Blank's portfolio. Through his Foundation and businesses, Blank donated nearly \$7 million to COVID-19 pandemic relief.

A native of Queens, N.Y., Blank received a B.S. Degree in Business Administration with Distinction from Babson College. Blank resides in Atlanta, Georgia and is the father of six children and has six grandchildren. Consistent with the way he approaches work and life, his favorite T-shirt appropriately reads, "There is no finish line."



# RICH MCKAY

CEO - AMBSE



Chief Executive Officer of AMBSE, Rich McKay, has been a fixture in the National Football League for more than 30 years. One of the League's most influential executives, McKay joined the Atlanta Falcons in 2004. During McKay's tenure, the Falcons have been to the playoffs seven times, been to three NFC Championship games and participated in Super Bowl LI. McKay was hired by Owner and Chairman Arthur M. Blank in 2004 and served his first four years as the team's general manager. He was promoted to president and chief executive officer in 2011. That same year, national columnist and creator of Monday Morning Quarterback (MMQB), Peter King, named McKay number 10 out of the 100 most influential people in the NFL. In 2019,

The Athletic put McKay in The NFL's 100 most influential business people of all-time and in December of 2023, McKay received the Atlanta Sports Council's Lifetime Achievement Award.

McKay transitioned to his latest role in January, 2024. As CEO of AMBSE, McKay oversees the business operations of the Atlanta Falcons, Atlanta United, Mercedes-Benz Stadium and the shared services functions that support the entire AMBSE portfolio. AMBSE President Tim Zullawski, Falcons President Greg Beadles and United CEO Garth Lagerwey, as well as senior leaders of AMBSE's shared services, report to him.

McKay played a central role in the development, opening and operation of Mercedes-Benz Stadium in addition to his Falcons duties. With the stadium built and operating with a best-in-class leadership team, led by then-AMBSE CEO Steve Cannon, McKay returned his focus to a larger role in the operation of the Falcons. He led the 2021 search that resulted in Arthur Smith being named the Falcons' 18th head coach and Terry Fontenot being named the organization's 11th general manager.

McKay was the point person in the negotiation, development and building of Mercedes-Benz Stadium, a process that began in earnest in 2008. Working closely with Blank, the city of Atlanta, the state of Georgia and the Georgia World Congress Center Authority, McKay helped to secure approval and financing for Mercedes-Benz Stadium and created a true public-private partnership. The club broke ground on Mercedes-Benz Stadium on May 19, 2014, and it was completed in August of 2017 and serves as the home of the Atlanta Falcons and Atlanta United. He is the only executive to have led two successful stadium negotiations (Atlanta and Tampa Bay). In April of 2014, McKay was named President of AMB Sports & Entertainment (AMBSE) which oversees the Falcons, Atlanta United and Mercedes-Benz Stadium.

McKay has served as a member of the NFL's Competition Committee since 1994, which is longer than any member has ever served since the committee's inception in 1968. He has led the committee as co-chairman (1998-2011) or chairman (2011-current) since 1998. The committee is comprised of NFL head coaches and League executives who study the game and recommend rule changes and modifications to ensure player safety while promoting competitiveness. The Competition Committee has recommended and passed over fifty (50) player safety rules changes since 2002. In addition to his commitment to advancing the game, McKay has been involved in the negotiation of collective bargaining agreements with the National Football League Players Association and was highly involved in the negotiations that led to the ten year collective bargaining agreement signed in 2011 and the newest ten year agreement that was executed in 2021.

Prior to joining the Falcons, McKay spent 10 years with the Tampa Bay Buccaneers, serving as general manager. While serving as general manager for Tampa Bay (1994-2003) and Atlanta (2004-2008), McKay was the architect of a Super Bowl

winning team (Super Bowl XXXVII) as well as six teams that reached the playoffs and three that advanced to the NFC Championship game. During his 15 seasons in the General Manager role, his teams compiled an overall record of 112-96 with a playoff record of 6-5. As a GM, McKay worked with three different NFL head coaches who have guided their respective teams to NFC Championship games – Tony Dungy in 1999 with Tampa Bay, Jon Gruden in 2002 with Tampa Bay and Jim Mora in 2004 with Atlanta.

McKay's personnel scouting acumen was a successful formula which produced 59 players that played in the Pro Bowl during his time as an NFL General Manager. McKay showed his eye for talent when he drafted eight players in the 1997 draft class that went on to play a combined 1,175 games, with 772 starts over their careers. Those players helped contribute to Tampa Bay's 41 Pro Bowl selections between 1997 through 2002, which were the most in the NFL. To put it into perspective, the Buccaneers only had 19 Pro Bowl selections in the first 21 years of their history leading up to 1997.

One of McKay's proudest accomplishments is that 11 of his former lieutenants have risen through the ranks to sit in the general manager's chair at other NFL franchises.

While many of the players McKay drafted developed into Pro Bowl performers on the field, several have been stars in their community. Atlanta Falcons Limited Partner Warrick Dunn, whom McKay drafted in 1997 with Tampa Bay, was the recipient of the 2004 Walter Payton/NFL Man of the Year award. This award is presented annually to the NFL's most philanthropic player. Derrick Brooks, who was also a draft selection of McKay's, was also a co-recipient of the award in 2000.

The McKay family is one of the most successful football families with substantial roots in both the collegiate and professional game. Rich's late father, the legendary John McKay, led the University of Southern California Trojans to four national championships in 16 seasons. In 2019, ESPN ran a list of the 150 greatest teams in college football's 150-year history and McKay had four of the top 70 teams and the 3rd ranked team of all time.

Rich's older brother J.K. McKay, was a starting wide receiver for the Trojans and part of two national championship teams (1972 & 1974) in addition to playing in three Rose Bowl games while playing for his father. The third generation of McKay's in the football business won a Super Bowl in 2021. Rich's son, John, is the Director of Pro Scouting for the Super Bowl Champion Los Angeles Rams. Between the four McKay's, they have won six national championships, participated as a player or coach in 12 Rose Bowls, participated as a coach, player or team executive in seven NFL conference championship games, won two National Collegiate Coach of the Year Awards, won one XFL Championship as a general manager, and won one Super Bowl as a general manager and one as a Director of Pro Personnel.

Both Coach McKay and Rich McKay saw their first draft picks selected to the Pro Football Hall of Fame. Lee Roy Selmon was the first pick for John McKay as a head coach of the Tampa Bay Buccaneers in 1976 while Warren Sapp was the first pick for Rich McKay in 1995. After the enshrinement of Sapp and Derrick Brooks, Rich McKay became the first and only general manager in NFL history to have his first two draft picks go on to be first-ballot members of the Pro Football Hall of Fame. Another first, McKay's first head coach hire, Dungy, was named to the Pro Football Hall of Fame in 2016 while Ronde Barber became the third player drafted by McKay in Tampa to be inducted in 2023.

McKay earned his bachelor's degree in Economics in 1981 from Princeton University, graduated from Stetson's College of Law in 1984, clerked for two years for Tampa's U.S. District Judge



William Terrell Hodges, and was inducted into the Stetson Law Hall of Fame on November 2014. McKay worked at the Tampa law firm of Hill, Ward, and Henderson, P.A., from 1986-1992 where he served as General Counsel for the Buccaneers. Born March 16, 1959, in Eugene, Oregon, McKay grew up in Los Angeles and Tampa, graduating from Tampa's Jesuit High School.

As an avid long-distance runner, Rich has participated in and finished six marathons including two New York City Marathons,

an Atlanta Marathon, and the Los Angeles in Marathon in 2013 and in 2016, and the 2019 San Diego marathon.

McKay and his wife, Terrin, have two sons; Hunter, a 2012 graduate of Samford University in Birmingham, Alabama who is employed in the Sports Information Office at Kennesaw State University in Kennesaw, Ga., and John, a 2015 graduate of the University of Southern California is the director of pro scouting for the Los Angeles Rams.



**GREG  
BEADLES**  
PRESIDENT



Having started with the Atlanta Falcons as an intern after earning a bachelor's degree from Louisiana State University and master's degree from Georgia State University, Beadles began his 29th year (2023) with the club being named president of the team. In his almost three decades with the organization, Beadles has held numerous roles with the Falcons and AMBSE, including being part of the finance team that orchestrated the transfer of ownership of the Falcons from the Rankin Smith family to Arthur M. Blank in 2001. Known league wide as an expert in team and facility operations and finance, Beadles has built unique trust among his peers, colleagues and Blank himself on the strength of his financial acumen, business savvy, versatility and personal values.

A two-time CFO of the Year (Atlanta Business Chronicle), Beadles has provided leadership across AMBSE in business strategy, finance, technology, facility development and operations, and data and analytics. Working closely with Rich McKay, Beadles played a lead role in every aspect of developing, financing, design and construction of Mercedes-Benz Stadium.

Since MBS opened in 2017, Beadles has led several functions

that have allowed MBS to meet Blank's vision as a best-in-class fan experience venue for sports, entertainment and private events. He also played a central role in the organization's acquisition of an MLS expansion team that would become Atlanta United, and conceiving and developing AMBSE into one of the leading multi-property sports and entertainment companies. Outside of his professional roles, Beadles is a board member of the College Football Hall of Fame; is co-founding board chair of both the Oak Hill Classical School in Dacula, Ga., and the Arete Scholars Fund, a non-profit that has awarded academic scholarships to 15,000 low-income children since 2010.

As Atlanta Falcons president, Beadles reports to AMBSE and Atlanta Falcons CEO Rich McKay and assumes day-to-day oversight of finance, operations, marketing, digital, communications, human resources and community relations, as well as shared functions related to game presentation, retail, sales, and service. Beadles' father spent over 50 years as a basketball coach and athletic director, mostly in Georgia, so his career, passion for the state, and ties to the Falcons are deeply rooted. Beadles, his wife Jill, and their children (Ella, Grant, Evie, and Hudson) reside in metro Atlanta.





# COACHES

---

2024





# RAHEEM MORRIS

HEAD COACH



# 23<sup>RD</sup>

YEAR IN THE NFL

# 7<sup>TH</sup>

YEAR WITH THE FALCONS



## MORRIS' COACHING BACKGROUND

2024	Head Coach	Atlanta Falcons
2021-23	Defensive Coordinator	Los Angeles Rams
2020	Interim Head Coach	Atlanta Falcons
2020	Defensive Coordinator	Atlanta Falcons
2019	Asst. Head Coach/Wide Receivers	Atlanta Falcons
2018	Asst. Head Coach/Passing Game Coord.	Atlanta Falcons
2017	Asst. Head Coach/Passing Game Coord./WRs	Atlanta Falcons
2016	Asst. Head Coach/Wide Receivers	Atlanta Falcons
2015	Asst. Head Coach/Defensive Passing Game Coord.	Atlanta Falcons
2012-14	Defensive Backs	Washington Commanders
2009-11	Head Coach	Tampa Bay Buccaneers
2007-08	Defensive Backs	Tampa Bay Buccaneers
2006	Defensive Coordinator	Kansas State
2004-05	Asst. Defensive Backs Coach	Tampa Bay Buccaneers
2003	Defensive Assistant	Tampa Bay Buccaneers
2002	Defensive Quality Control	Tampa Bay Buccaneers
2001	Defensive Minority Intern	New York Jets
2000-01	Defensive Backs	Hofstra
1999	Defensive Backs/Special Teams Asst.	Cornell
1998	Graduate Assistant	Hofstra

Raheem Morris was named the 19th head coach in Atlanta Falcons history on Jan. 25, 2024. He took over the club after spending three seasons (2021-23) as defensive coordinator for the Los Angeles Rams. During his tenure with the Rams, Los Angeles made two postseason appearances and captured a title in Super Bowl LVI.

Over the three seasons, Los Angeles' defense recorded the fourth-best red zone efficiency rating and the seventh-fewest rushing yards per game in the NFL. His 2023 unit was one of the youngest in the NFL but helped the Rams earn a playoff berth and featured third-round rookie defensive linemen Kobie Turner, a finalist for the AP Defensive Rookie of the Year award. Turner and Byron Young tallied a combined 17 sacks, finishing first and second among all rookies. Turner's nine sacks matched three-time NFL Defensive Player of the Year Aaron Donald's franchise rookie record (nine in 2014), while Young's eight sacks ranked third among rookies in franchise history.

In 2022, Morris led a Rams defense that led the NFL in red zone efficiency (44.4 percent), ranked second in goal-to-go efficiency (53.3 percent), seventh in interceptions (16) and ninth in defensive total rush EPA (42.97). During the 2021 season that culminated in a Super Bowl title, Los Angeles' defense averaged 1.5 takeaways per game and featured three players – Donald, Leonard Floyd and Von Miller – ranked in the top 20 in sacks. Additionally, Morris' unit ranked third in sacks (50) and fifth in tackles for loss (85) during the regular season.

Additionally in 2021, the Rams defense ranked sixth in the NFL in opponents rushing yards per game (103.2) and fifth in yards per rush (3.96). Morris' unit held opponents to a 51.8 percent red zone efficiency rate, which ranked eighth. Morris also led a secondary that ranked fifth in opponent passer rating (83.8) and third in interceptions (19). The secondary finished second in the NFL with 17 opponent passing touchdowns allowed and a 0.89 opponent touchdown-to-interception ratio.

Prior to Los Angeles, Morris spent six seasons (2015-20) with the Falcons in a variety of roles including assistant head coach/passing game coordinator (2015, 2017-18), assistant head coach/wide receivers (2016), assistant head coach/wide receivers/secondary (2019) and defensive coordinator (2020) before serving as Atlanta's interim head coach for the final 12 weeks of the 2020 season. Under the guidance of Morris, the Falcons finished 2020 tied for sixth in the league in red zone defense (82.1 percent) and sixth in rush defense (104.8 yards per game).

Morris began the 2019 season focused on the receiving corps but turned his attention to the secondary after the week nine bye week. Over the final eight games, the team went 6-2 and the defense improved from the lowest number of takeaways in the first half of the season (4) to finishing with the second most in the NFL (16) over the second half of the season. The defense also vaulted from the bottom of the league rankings to the top 10 in sacks (32nd to 10th), scoring efficiency (32nd to 9th) and red zone efficiency (31st to 6th) over the final eight weeks of the season.

In 2018, Morris' coaching played a part in helping the offense average 290.8 passing yards per game, the fourth-best average in the league. The passing attack continued to improve from 2017 to 2018, with the offense averaging 50 more passing yards per game and totaling 15 more passing touchdowns than in the previous year. Under Morris' guidance, first-round draft pick Calvin Ridley led all rookies in receiving yards (821) and touchdowns (10). He also oversaw another great year from seven-time Pro Bowler, Julio Jones. Jones recorded 1,677 receiving yards, the second-highest total in his career, and hauled in 113 passes, the third time in his career with 100+ receptions in a season.

During Morris' second year as the wide receivers coach in 2017, his receivers pulled in 214 receptions for 2,848 yards and 13 touchdowns. Morris' coaching played a hand in Mohamed Sanu topping his then career-high for receptions, a mark he set the previous year under Morris' teaching. Sanu finished the year with 67 receptions for 703 yards and tied a career-high with five touchdown receptions. Morris also oversaw another impressive year from Jones, who was selected to go to his fourth straight Pro Bowl after hauling in 88 receptions for 1,444 yards and three touchdowns.

After spending his first season with the team as assistant head coach/defensive passing game coordinator, Morris transitioned to the offensive side of the ball in 2016 and was named the assistant head coach/wide receivers coach. In his first season coaching the wide receivers, Morris worked with one of the best receivers in the game in Jones. Jones recorded 1,409 receiving yards, which was second in the NFL that season while his entire receiving group teamed up for 223 catches for 3,226 yards and 22 touchdowns. The unit included Taylor Gabriel, who recorded a career-high six receiving touchdowns and Sanu who tallied a then career-high 59 receptions.

During Morris' first year in Atlanta, he was named the assistant head coach/defensive passing game coordinator. The defense only allowed 19 passing touchdowns, which was tied for the third-lowest total in the NFL while recording 15 interceptions, which



ranked within the top 10 in the league. The numbers gave the defense a 1.27 touchdown-to-interception ratio, the seventh-best TD/Int ratio in 2015.

Morris joined the Falcons after spending three seasons as defensive backs coach for the Washington Commanders. In 2012, he helped Washington's defense finish tied for fifth in the NFL with 31 takeaways and tie a league high with 94 passes defended. Washington scored four defensive touchdowns in 2012, including two from the secondary.

Prior to arriving in Washington, Morris spent three seasons as the head coach of the Tampa Bay Buccaneers from 2009-2011. He was the league's youngest head coach in 2009 and in 2010, as his team finished with a 10-6 record. The Buccaneers made their best turnaround in franchise history in 2010 after going 3-13 in 2009.

Morris served in multiple capacities with the Buccaneers during two different stints with the team before he was promoted to head coach. He spent two seasons as the team's defensive backs coach from 2007-08, during which time the Buccaneers ranked second in the NFL allowing 170.5 passing yards per game. During that span, the Buccaneers ranked among the league leaders with 22 interceptions.

He spent one year as the defensive coordinator at Kansas State in 2006, where he helped seven Wildcats earn All-Big 12 honors.

Morris' unit featured two first-team All-Big 12 selections and one second-team honoree.

Morris made his NFL coaching debut with Tampa Bay as a defensive quality control coach in 2002, when the club won Super Bowl XXXVII. The Buccaneers defense allowed an NFL-low 12.3 points per game, the third-best scoring defense since 2000. He served as a defensive assistant with the Bucs in 2003 and as assistant defensive backs coach from 2004-05.

In 10 seasons in Tampa Bay, the Buccaneers finished fifth in total defense five times, while leading the League in 2002 and 2005. He also helped the team finish as the top-rated pass defense three times (2002, 2004 & 2007).

Morris began his collegiate coaching career as an assistant coach at Hofstra in 1998. He moved on to Cornell University as defensive backs coach and special teams assistant for the 1999 season. Morris served as defensive backs coach at Hofstra from 2000 to 2001 before joining the Buccaneers. He also held a defensive minority internship position with the New York Jets in the fall of 2001.

Morris played safety at Hofstra from 1994-97 and received his Bachelor of Science degree in physical education. The Irvington, N.J., native lives in Atlanta with his wife, Nicole, his daughter, Amaya, and their two children, Maliya and Jalen.



# ZAC ROBINSON

OFFENSIVE COORDINATOR



# 6<sup>TH</sup>

YEAR IN  
THE NFL

# 1<sup>ST</sup>

YEAR WITH  
THE FALCONS



## ROBINSON'S COACHING BACKGROUND

- 2024** Offensive Coordinator | Atlanta Falcons
- 2022-23** Quarterbacks/Pass Game Coordinator | Los Angeles Rams
- 2021** Assistant Quarterbacks | Los Angeles Rams
- 2020** Assistant Wide Receivers | Los Angeles Rams
- 2019** Assistant Quarterbacks | Los Angeles Rams

Zac Robinson was named Atlanta Falcons offensive coordinator on Jan. 29, 2024.

Robinson comes to Atlanta after spending five seasons (2019-23) with the Los Angeles Rams, where he served in a variety of roles, including quarterbacks/passing game coordinator (2022-23), assistant quarterbacks coach (2019; 2021) and assistant wide receivers coach (2020).

In 2023, Rams quarterback Matthew Stafford completed 326-of-521 attempts (62.6 percent) for 3,965 yards, 24 touchdowns and 11 interceptions for a 92.5 passer rating and earned Pro Bowl honors for the second time in his career. Stafford ranked in the top 12 among quarterbacks in completions, passing yards and touchdown passes.

With Robinson as passing game coordinator, Rams wide receiver Puka Nacua recorded the most receptions (105) and receiving yards (1,486) by a rookie in NFL history, earning second-team AP All-Pro and Pro Bowl honors. Nacua also set the NFL record for most receiving yards by a rookie in a playoff game in NFL history with 181 yards against Detroit.

In 2022, the Rams started four different quarterbacks due to injury; however, Stafford completed a career-high 68 percent of his passes before being sidelined. Robinson was instrumental in onboarding mid-season acquisition Baker Mayfield, who led the Rams on a game-winning drive against the Raiders despite joining the team only two days prior. Under Robinson's tutelage, Mayfield completed 82-of-129 passes for 850 yards and four

touchdowns in five games for Los Angeles.

Robinson served as assistant quarterbacks coach in 2021, working with the newly acquired Stafford, who finished the season ranked in the top five in passing yards (4,886), passing first downs (233), yards per attempt (8.13) and touchdown passes (41), matching his career high. Los Angeles' passing attack completed the third-most completions of more than 20 yards in the NFL with 65 en route to a victory in Super Bowl LVI.

In 2020, with Robinson serving as assistant wide receivers coach, Rams wide receivers Cooper Kupp and Robert Woods led the team with 974 and 936 receiving yards, respectively. Los Angeles' offense finished 11th in total yards per game (377) and 13th in passing yards per game (250.9).

Robinson began his NFL coaching career as assistant quarterbacks coach for the Rams in 2019. He was influential in the continued growth of quarterback Jared Goff, who became the first quarterback in franchise history to pass for more than 4,000 yards in consecutive seasons.

Prior to joining the Rams, Robinson began giving instruction to college and NFL quarterbacks in 2014. He also served as a senior analyst for Pro Football Focus where he was one of the site's primary pro and college quarterback evaluators dating back to 2016.

Robinson was originally selected by the New England Patriots in the seventh round (250th overall) of the 2010 NFL Draft. In addition to New England, he also spent time with the Seattle Seahawks, Detroit Lions and Cincinnati Bengals.

As a three-year starting quarterback at Oklahoma State, Robinson finished his collegiate career among the all-time offensive leaders in program history, compiling 8,317 passing yards and 88 total touchdowns, including 66 through the air.

A native of Littleton, Colo., he was named an All-Colorado selection at quarterback while competing in both football and track at Chatfield Senior High School. Robinson and his wife, Mia, have a daughter, Madi, and a son, Cooper.





**JIMMY  
LAKE**  
DEFENSIVE COORDINATOR



**7<sup>TH</sup>**  
YEAR IN  
THE NFL

**1<sup>ST</sup>**  
YEAR WITH  
THE FALCONS



**LAKE'S COACHING BACKGROUND**

<b>2024</b>	Defensive Coordinator   Atlanta Falcons
<b>2023</b>	Assistant Head Coach   Los Angeles Rams
<b>2020-21</b>	Head Coach   Washington
<b>2018-19</b>	Defensive Coordinator/Defensive Backs   Washington
<b>2016-17</b>	Co-Defensive Coordinator/Defensive Backs   Washington
<b>2014-15</b>	Defensive Backs   Washington
<b>2012-13</b>	Defensive Backs/Passing Game Coordinator   Boise State
<b>2010-11</b>	Defensive Backs   Tampa Bay Buccaneers
<b>2008</b>	Defensive Backs   Detroit Lions
<b>2006-07</b>	Assistant Defensive Backs   Tampa Bay Buccaneers
<b>2005</b>	Secondary   Montana State
<b>2004</b>	Defensive Backs   Washington
<b>2000-03</b>	Secondary   Eastern Washington
<b>1999</b>	Undergraduate Assistant   Eastern Washington

Jimmy Lake was named the Atlanta Falcons defensive coordinator on Jan. 29, 2024.

Lake comes to Atlanta having previously served as assistant head coach of the Los Angeles Rams in 2023. During his time with the Rams, Lake helped the team bounce back from a 5-12 season in 2022 to post a 10-7 record and earn a Wild Card playoff berth.

Lake joined the Rams following two seasons as head coach at the University of Washington where he oversaw some of the nation's top defensive units and developed several NFL prospects. His first season as the Huskies' head coach was the COVID-shortened 2020 season, during which he led the team to a 3-1 record and won the Pac-12 North Division title. Washington led the conference in total defense and saw four players earn first-team All-Pac-12 honors.

Prior to being named the head coach, Lake spent the previous six seasons in various roles on Washington's staff, including defensive coordinator and defensive backs coach for two seasons from 2018-19. In 2019, Lake oversaw a unit that limited opposing offenses to 19.4 points per game despite losing nine defensive starters from the previous year. He helped Elijah Molden earn second-team All-America and first-team All-Pac 12 honors, and Myles Bryant was named second-team all-conference. Lake also guided freshmen defensive backs Trent McDuffie and Cameron Williams to freshman All-America honors.

In his first year as the Huskies' defensive play caller, Lake fielded a defense that led the Pac-12 in scoring defense (15.5) and total defense (301.8 yards per game). The Huskies also ranked second in the conference in rushing defense, passing yards and passing efficiency.

Lake was Washington's co-defensive coordinator and defensive backs coach for two seasons from 2016-17. The Huskies led the Pac-12 and ranked eighth nationally in total defense, while also leading the conference and ranking fifth nationally in scoring defense in 2017. Washington also allowed the fewest yards per completion in the nation that season (9.42). In 2016, Washington rode its stellar defense to a 12-2 record and an appearance in the College Football Playoff. The Husky defense led the FBS in takeaways (33), ranked eighth in the country in scoring defense (17.7) and 12th in the nation in total defense (316.9). Washington finished the 2016 season leading the Pac-12 in first downs allowed and third down conversion rate, while ranking second in the conference in red zone defense, rushing defense and sacks.

In 2015, as the defensive backs coach, Lake's unit helped the Huskies lead the Pac-12 in scoring defense, total defense and red-zone defense. Washington also ranked second in passing efficiency and rushing defense. He coached future NFL defensive backs Budda Baker and Sidney Jones to first-team all-conference honors. Lake joined Washington's staff in 2014, following head coach Chris Peterson from Boise State.


Lake spent two seasons at Boise State (2012-13) where he worked as the defensive backs coach and passing game coordinator. In 2013, he oversaw one of the top units in the Mountain West, allowing a conference-low 17 touchdown passes. The previous season, the Broncos defense ranked among the best in the nation in passing defense, passing efficiency, total defense and scoring defense.

Prior to landing in Boise, Lake spent two seasons with the Buccaneers, the second of two stints in Tampa Bay, coaching the defensive backs. He started his NFL career with the Bucs as an assistant defensive backs coach for two seasons from 2006-07 before taking over as the Detroit Lions defensive backs coach.

Lake spent one year at Montana State in 2005 where he coached a secondary that led the Big Sky conference, allowing just 165.6 passing yards per game. Prior to Montana State, he was the secondary coach at Washington.

Lake got his coaching start at his alma mater, Eastern Washington, coaching the secondary from 2000-03. He was an All-Big Sky honorable mention as a strong safety and an academic all-conference selection, graduating from Eastern Washington with a degree in business administration in 2000.

A native of Walnut Creek, Calif., Lake lived in Turkey and the Philippines, among other places, before settling in Spokane, Wash., as his father served in the U.S. Air Force. He and his wife, Michele, have three children: Jimmy Jr., Faith and Bronson.



**MARQUICE WILLIAMS**  
SPECIAL TEAMS COORDINATOR



**9<sup>TH</sup>**

**YEAR IN THE NFL**

**4<sup>TH</sup>**

**YEAR WITH THE FALCONS**

**WILLIAMS' COACHING BACKGROUND**

<b>2021 - Present</b>	Special Teams Coordinator   Atlanta Falcons
<b>2020</b>	Interim Special Teams Coordinator   Detroit Lions
<b>2019-20</b>	Assistant Special Teams   Detroit Lions
<b>2018</b>	Defensive Assistant   Los Angeles Chargers
<b>2016-17</b>	Assistant Special Teams   Los Angeles Chargers
<b>2015</b>	Defensive Line/Special Teams   South Dakota
<b>2013-14</b>	Defensive Line   South Dakota
<b>2012</b>	Outside Linebackers   South Dakota
<b>2011</b>	Linebackers   Central Oklahoma
<b>2010</b>	Linebackers/Asst. Special Teams   Winona State University

Marquice Williams was named Atlanta Falcons special teams coordinator on Jan. 21, 2021.

Williams returns for his fourth season with the Falcons as special teams coordinator. Since joining the staff in 2021, he has helped kicker Younghoe Koo convert on 91-of-103 field goal attempts (88.3 percent), the sixth-best mark in the league. Koo has also made seven game-winning field goals with time expiring, tied with Las Vegas' Daniel Carlson for the most in the NFL in that span.

In 2023, Williams helped Koo connect on 32-of-37 field goal attempts (86.5 percent) in addition to making 27-of-28 extra points for a total of 123 points scored in 2023, en route to earning two NFC Special Teams Player of the Week honors (Weeks 7 and 16). With 123 points scored on the season, Koo (591) passed Mick Luckhurst (558) to set the franchise record for most points scored in franchise history. Under Williams' guidance, punter Bradley Pinion punted 75 times for 3,110 net punting yards, including a long of 66 yards. He notched 11 punts inside the 10-yard line, tied for fifth-most in the league.

Williams was also a participant in the Ozzie Newsome General Manager Forum and the Quarterback Coaching Summit in 2023 and then a candidate. In 2024, Williams spoke as a panelist at the Quarterback coaching summit that was held in Los Angeles. The event is designed for the most promising front office personnel and coaches on the offensive side of the ball, representing the NFL's commitment to developing a diverse and inclusive workforce and providing opportunities for minority candidates. In addition, Williams was a candidate in the 2024 Coach Accelerator program at the spring league meeting in Nashville Tennessee which serves as a platform for clubs and owners to engage with qualified coaching candidates from diverse backgrounds. Candidates have the opportunity to build relationships with club owners and executives to further develop and hone their leadership skills.

In 2022, Atlanta was one of two teams to have special teams units score multiple touchdowns during the season – a Lorenzo Carter scoop and score off of a blocked punt in Week 2 and a Cordarrelle Patterson 103-yard kickoff return for a touchdown in Week 11. Under Williams' guidance, the Falcons blocked multiple punts (Troy Andersen – Week 2; Richie Grant – Week 17) for the first time in a season since at least 2000. Ade Ogundejide also recorded his second-career blocked field goal in two seasons with Williams, blocking a Justin Tucker field goal in Baltimore in Week 16.

As successful as the punt and field goal rush units were in 2022, Atlanta's returners had a special season as well. Patterson's 103-yard kickoff return for a touchdown was the ninth of his career, setting a new NFL record for the most career kickoff return touchdowns in NFL history. Patterson would be named NFC Special Teams Player of the Week in Week 11. Additionally, second-year returner Avery Williams returned 18 punts for 292 yards and led the NFL with 16.2 yards per punt return in 2022 (min. 15 att.).

Atlanta kicker Younghoe Koo closed the 2022 season making 12-of-12 field goal attempts, including three from 50-plus, earning NFC Special Teams Player of the Month for December and January. In two seasons with Williams serving as special teams coordinator, Atlanta has had multiple NFC Special Teams Player of the Month honors.

Following the 2022 season, Atlanta's coaching staff was selected to coach the East team at the 2023 East/West Shrine Game in its first year with full coaching staffs from NFL teams. Williams represented the organization as the team's head coach.

In Williams' first season with Atlanta, Falcons kicker Younghoe Koo connected on 27-of-29 field goal attempts and all 30 of his PATs, and led the league with three game-winning field goals in the regular season. Atlanta's punter Thomas Morstead punted 22 times for 1,015 yards (46.1 avg., 41.0 net avg.), including 11 inside the 20-yard line. Morstead earned NFC Special Teams Player of the Week in Week 12 at Jacksonville and NFC Special Teams Player of the Month for December. Atlanta's long snapper Josh Harris recorded a career-high seven special teams tackles, earned second-team AP All-Pro honors and was selected to his first-career Pro Bowl. Under Williams' tutelage, Falcons rookie Avery Williams returned 23 kickoffs for 490 yards (21.3 avg.), 20 punt returns for 153 yards (7.7 avg.) and totaled six special teams tackles, two forced fumbles and two fumble recoveries.

Williams joined the Falcons after spending two seasons with the Detroit Lions where he served as an assistant special teams coach.

During that time, he helped Jamal Agnew total 1,237 yards on 45 kickoff returns – the fourth-most in the NFL – while averaging 27.5 yards per return and breaking a return 100 yards for a touchdown. Agnew tied for the league lead with two total return touchdowns in 2019. With Williams assistance, Matt Prater converted 47-of-59 field goal attempts, including 10-of-13 from 50-plus yards with a long kick of 59 yards.

In 2020, under Williams' tutelage, Lions punter Jack Fox recorded the highest gross average (49.1) and net average (44.8) in a punter's first season in NFL history. Additionally, Fox's 44.8 net average was the third highest in a single season in league history. The rookie punter became the first Lions punter to be named to the Pro Bowl since 1988 and earned AP second-team All-Pro honors.

Also in 2020, Lions kicker Matt Prater connected on his 59th-career made field goal of at least 50 yards, surpassing Sebastian Janikowski (58) for the most made field goals of 50-or-more yards in NFL history.

Prior to joining the Lions in 2019, he spent three seasons (2016-18) with the Los Angeles Chargers coaching staff. As a defensive assistant with the Chargers in 2018, Williams assisted the ninth-best defensive unit (333.7 yards per game) in the league and guided rookie safety Derwin James and veteran safety Adrian Phillips to their first-career Pro Bowl.

Williams began his coaching career in 2010 as the linebackers/assistant special teams coach at Winona State University before moving on to assistant coaching positions with Central Oklahoma (2011) and South Dakota (2012-15). In 2015, Williams participated in the NFL's Bill Walsh Minority Coaching Fellowship program with the Lions, where he served as a coaching intern for linebackers and special teams. Williams got his first opportunity with the Minority Coaching Fellowship with

the Chicago Bears from 2013-14. He also served as the special teams coordinator for the East/West Shrine Game in 2017 and 2018.

A native of Fresno, Calif., Williams was a two-year starter at defensive back at Fresno City College before going on to start at the University of Mary (N.D.) from 2006-07. He and his wife, Elizabeth, have four children.





**TIM**  
**BERBENICH**  
 PASS GAME SPECIALIST/GAME MANAGEMENT



**20<sup>TH</sup>** | **1<sup>ST</sup>**

**YEAR IN  
 THE NFL**

**YEAR WITH  
 THE FALCONS**

**BERBENICH'S COACHING BACKGROUND**

<b>2024</b>	Pass Game Spec./Game Management   Atlanta Falcons
<b>2023</b>	Coaching Analyst   Los Angeles Rams
<b>2022</b>	Tight Ends   Houston Texans
<b>2021</b>	Running Backs   Las Vegas Raiders
<b>2018-20</b>	Offensive Quality Control   Las Vegas Raiders
<b>2016-17</b>	Offensive Asst./Asst. QB   Indianapolis Colts
<b>2013-14</b>	Offensive Assistant   Indianapolis Colts
<b>2015</b>	Defensive Assistant   Indianapolis Colts
<b>2009-11</b>	Assistant Wide Receivers   Tampa Bay Buccaneers
<b>2008</b>	Assistant Running Backs   Tampa Bay Buccaneers
<b>2006-07</b>	Offensive Quality Control   Tampa Bay Buccaneers
<b>2005</b>	Offensive Quality Control   New York Jets
<b>2003-04</b>	Offensive Assistant   New York Jets

Tim Berbenich was named Atlanta Falcons pass game specialist/game management on Feb. 3, 2024.

Berbenich joins the Falcons after spending the 2023 season as a coaching analyst for the Los Angeles Rams.

Prior to his time with the Rams, Berbenich spent one season with the Houston Texans as the team's tight ends coach. Under

Berbenich's guidance, Jordan Akins posted 37 receptions for 495 yards with five touchdowns and led all tight ends with 13.4 yards per catch.

Berbenich spent three seasons as an offensive quality control coach for the Raiders (2018-20) before being promoted to running backs coach in 2021. That season, Josh Jacobs tallied 872 rushing yards on 217 carries with nine touchdowns while averaging 4.0 yards per carry.

Prior to his time with the Raiders, Berbenich spent five seasons with the Indianapolis Colts working in various roles, including offensive assistant (2013-14), offensive assistant/assistant quarterbacks (2016-17) and defensive assistant (2015). Working with Andrew Luck in 2016, Berbenich helped the quarterback pass for 4,240 yards with 31 touchdowns while posting a QB rating of 96.4. The following season, Jacoby Brissett filled in for an injured Luck and threw for 3,098 yards with 13 scores and an 81.7 passer rating.

Berbenich spent six seasons with the Tampa Bay Buccaneers from 2006 to 2011 filling a multitude of roles. From 2009-11, he was the team's assistant wide receivers coach. During that time, he worked with Mike Williams who finished second in AP Offensive Rookie of the Year voting after posting 65 catches, 964 receiving yards and 11 touchdowns in 2010. Berbenich also spent one season (2008) as the assistant running backs coach, working with Warrick Dunn, as the future Falcons Limited Partner rushed for 786 yards and two touchdowns in his final season in the NFL. He also spent two seasons (2006-07) as the Bucs offensive quality control coach.

Berbenich began his NFL career with the Jets, spending three seasons in New York as an offensive assistant (2003-04) and offensive quality control coach (2005). He graduated from Hamilton College and he has a wife and two sons.



**K.J.**  
**BLACK**  
 OFFENSIVE ASSISTANT



**3<sup>RD</sup>**  
 YEAR IN  
 THE NFL

**1<sup>ST</sup>**  
 YEAR WITH  
 THE FALCONS

## BLACK'S COACHING BACKGROUND

<b>2024</b>	Offensive Assistant   Atlanta Falcons
<b>2023</b>	Offensive Assistant   Los Angeles Rams
<b>2022</b>	Coaching Fellow   Los Angeles Rams
<b>2020-21</b>	Co-Offensive Coordinator/Quarterbacks   Florida A&M
<b>2019</b>	Passing Game Coordinator/Quarterbacks   Florida A&M
<b>2018</b>	Tight Ends   Prairie View A&M
<b>2015-17</b>	Passing Game Coordinator/Quarterbacks   Prairie View A&M
<b>2011-14</b>	Graduate Assistant   Prairie View A&M

K.J. Black was named Atlanta Falcons offensive assistant on Feb. 3, 2024.

Black comes to Atlanta after spending two seasons (2022-23) with the Los Angeles Rams. He served as an offensive assistant in 2023 after spending the 2022 as part of the Bill Walsh Diversity Coaching Fellowship, where he worked alongside Falcons Offensive Coordinator Zac Robinson.

In 2023, Black helped Rams quarterback Matthew Stafford complete 326-of-521 attempts (62.6 percent) for 3,965 yards, 24 touchdowns and 11 interceptions for a 92.5 passer rating and earned Pro Bowl honors for the second time in his career. Stafford ranked in the top 12 among quarterbacks in completions, passing yards and touchdown passes. Rams wide receiver Puka Nacua recorded the most receptions (105) and receiving yards (1,486) by a rookie in NFL history, earning

second-team AP All-Pro and Pro Bowl honors. Nacua also set the NFL record for most receiving yards by a rookie in a playoff game in NFL history with 181 yards against Detroit.

As a coaching fellow during the 2022 season, Black played a pivotal role in the development of younger quarterbacks John Wolford and Bryce Perkins. During an injury-riddled season, both Wolford and Perkins saw playing time and made significant improvements while working with Black. Wolford started three games in place of an injured Matthew Stafford and threw for 390 yards and one touchdown. Perkins appeared in four games, starting one, and threw for 161 yards and a touchdown, while rushing for 90 yards.

Prior to joining the Rams, Black served as co-offensive coordinator and quarterbacks coach at Florida A&M. He joined the coaching staff at FAMU in 2019 as passing game coordinator and quarterbacks coach. Under Black's leadership, Rattlers quarterback Ryan Stanley threw for 2,566 yards in 2019, earning MEAC Offensive Player of the Year honors.

Black started his coaching career in 2011 at his alma mater, Prairie View A&M, where he would serve in a variety of roles including graduate assistant (2011-14), passing game coordinator/quarterbacks coach (2015-17) and tight ends coach (2018).

As a player, Black played quarterback at Western Kentucky University before transferring to Prairie View A&M, where he threw for 4,187 yards and 35 touchdowns over two seasons with the program. In 2009, he led the Panthers to the program's first SWAC Championship since 1964 and earned Offensive Player of the Year honors and Black College Player of the Year accolades.

Black and his wife, Erin, have two daughters, Peyton Dianne and Zoe Giselle.



**SHAWN  
FLAHERTY**  
ASSISTANT OFFENSIVE LINE



**5<sup>TH</sup>**  
YEAR IN  
THE NFL

**2<sup>ND</sup>**  
YEAR WITH  
THE FALCONS

**FLAHERTY'S COACHING BACKGROUND**

<b>2023 - Present</b>	Assistant Offensive Line   Atlanta Falcons
<b>2022</b>	Football Analyst   Atlanta Falcons
<b>2021</b>	Assistant Offensive Line   Miami Dolphins
<b>2019-20</b>	Coaching Assistant   Miami Dolphins
<b>2017-18</b>	Graduate Assistant   North Carolina State

Shawn Flaherty was named Atlanta Falcons assistant offensive line coach on Feb. 27, 2023, after spending the 2022 season as a football analyst on Atlanta's coaching staff.


Flaherty came to Atlanta having spent three seasons (2019-21) as a member of the Miami Dolphins coaching staff, serving as a coaching assistant from 2019-20 and an assistant offensive line

coach in 2021.

Over the final 10 weeks of the 2021 season, the Dolphins offensive line limited opponents to 21 sacks, tied for the 13th-fewest in the NFL over that span. Miami's running game also improved from 78.6 yards per game to 104.3 yards per game over the final 10 games of the season.

Prior to his time in Miami, Flaherty spent two seasons (2017-18) as a graduate assistant at North Carolina State University. In his role, Flaherty worked primarily with the offensive line under the tutelage of current Falcons offensive line coach Dwayne Ledford, who served in that same role for the Wolfpack from 2016-18.

Flaherty was a four-year letterman (2013-16) at Towson (Md.) University, where he started games at both guard and center, and earned his bachelor's degree in business administration.



**JERRY GRAY**  
ASSISTANT HEAD COACH/DEFENSE



**37<sup>TH</sup>**  
YEAR IN  
THE NFL

**2<sup>ND</sup>**  
YEAR WITH  
THE FALCONS

**GRAY'S COACHING BACKGROUND**

<b>2023 - Present</b>	Asst. Head Coach/Defense   Atlanta Falcons
<b>2021-22</b>	DBs/Passing Game Coordinator   Green Bay Packers
<b>2020</b>	Defensive Backs   Green Bay Packers
<b>2014-19</b>	Defensive Backs   Minnesota Vikings
<b>2011-13</b>	Defensive Coordinator   Tennessee Titans
<b>2010</b>	Secondary   Seattle Seahawks
<b>2006-09</b>	Secondary   Washington Commanders
<b>2001-05</b>	Defensive Coordinator   Buffalo Bills
<b>1999-2000</b>	Defensive Backs   Tennessee Titans
<b>1997-98</b>	Defensive Quality Control   Tennessee Oilers
<b>1995-96</b>	Defensive Backs   SMU

Jerry Gray was hired as the Atlanta Falcons Assistant Head Coach/Defense on Jan. 31, 2023.

In his first season with the Falcons, Atlanta's defense finished third in third-down conversion rate (33.8 percent), fourth in red zone efficiency (45.3 percent), eighth in passing yards per game (202.9) and 11th in total yards per game (321.1). The Falcons defense also recorded 42 sacks, tied for the sixth-most sacks in a single season in franchise history, and finished the season tied for the second-most forced fumbles in the NFL with 19.

Additionally, Gray helped coach Falcons safety Jessie Bates III to the first Pro Bowl honors of his career. Bates also earned Associated Press second-team All-Pro honors for the second time in his career (2020) after finishing the season with career highs in tackles (132), interceptions (six) and forced fumbles (three), while adding 11 passes defended and three tackles for loss.

Gray has 27 years of NFL coaching experience, including one as assistant head coach/defense, eight as a defensive coordinator and 16 as defensive backs/secondary coach. In his 25 NFL seasons as a defensive coach, Gray has helped defenses to top-10 league rankings in scoring defense 10 times, in total defense 11 times and in passing defense 14 times. He has worked with defensive backs who have combined for 15 Pro Bowl selections in his 17 seasons coaching the position, with at least one of his players earning Pro Bowl recognition in 11 of those seasons. During Gray's time working with the secondary, seven different players earned first-team or second-team All-Pro honors from The Associated Press.

Gray served as the defensive backs/passing game coordinator for the Green Bay Packers from 2021-22. In his three seasons (2020-22) with Green Bay, the Packers have finished in the top 10 in passing defense in all three years.

In 2022, Green Bay's defense finished sixth in passing defense, limiting opponents to 197.0 yards per game, and tied for fourth in interceptions with 17. Under Gray's guidance, cornerback Jaire Alexander earned All-Pro honors from the Associated Press for the second time in three seasons with Gray. In 2020, Alexander became the first Packers cornerback to earn All-Pro honors since Charles Woodson in 2011.

In 2021, Gray helped the Packers finish in the top 10 in total defense (328.2 ypg.), passing defense (219.1 ypg.), takeaways (26) and interceptions (18). Cornerback Rasul Douglas had a career year, returning two interceptions for touchdowns, tied for the fourth-most in a season in franchise history.

Gray joined Green Bay after spending six seasons (2014-19) as the defensive backs coach for the Minnesota Vikings. During his time with Minnesota, he was a part of a defensive staff that helped the Vikings rank in the Top 10 in the league in scoring defense for five straight seasons (2015-19), one of only two teams in the NFL to do so over that span (New England). Minnesota ranked second in the NFL in scoring defense (19.3 ppg) and third in overall defense (321.8 ypg.) and passing defense (214.7 ypg.) from 2014-19.

In Minnesota, Gray tutored safety Harrison Smith, who earned Pro Bowl recognition in five consecutive seasons (2015-19) and first-team All-Pro honors in 2017. Gray also worked with cornerback Xavier Rhodes, who was selected to the Pro Bowl three times (2016-17, 2019) and earned first-team All-Pro recognition in 2017 as the Vikings had two defensive backs earn first-team All-Pro honors in the same season for the first time since 1988.

In 2019, Gray's defensive backs helped the Vikings to Top 10 league rankings in scoring defense (18.9 ppg.), takeaways (31) and interceptions (17). Safety Anthony Harris, who entered the NFL as a college free agent in 2015, tied for the league lead with a career-high six interceptions in his first season as a full-time starter – becoming the first Viking to lead the NFL in the category since safety Brian Russell tied for the league lead in 2003.

The 2018 Vikings ranked fourth in the NFL in total defense (309.7 ypg.), the third straight season finishing in the top five in the league in the category. Under Gray's tutelage, Smith earned second-team All-Pro honors as the team's defensive backs helped the Vikings lead the league in third-down defense (30.5 pct.) for the second straight season. In 2017, Minnesota led the NFL in both scoring defense (15.8 ppg.) and total defense (275.9 ypg.), marking the first time the Vikings had done so since 1970. Gray's secondary helped limit opponents to 192.4 passing yards per game – second in the NFL – in 2017, the best mark posted by Minnesota since 1993 (179.4 ypg.).

In 2016, Gray's defensive backs helped the Vikings rank sixth in scoring defense (19.2 ppg) and third in both total defense (314.9 ypg.) and passing defense (207.9 ypg.). Rhodes and Smith both earned Pro Bowl recognition, giving Minnesota its first secondary duo in the Pro Bowl since cornerback Audray McMillian and safety Todd Scott in 1992. In 2015, the Vikings ranked fifth in the NFL in scoring defense (18.9 ppg.) and won their first NFC North title since 2009.

In Gray's first season with Minnesota in 2014, he helped the defense rank seventh in passing defense (223.3 ypg.) after the Vikings had finished 31st in the league in the category in 2013 (287.2 ypg.). Gray's group also helped engineer the largest improvement in the NFL in points allowed from 2013 to 2014 as the Vikings gave up just 343 points in 2014 (11th) after allowing 480 points in 2013 (32nd).

Prior to coming to Minnesota, Gray spent the previous three seasons (2011-13) as the defensive coordinator for the Tennessee Titans. In 2012, Gray's unit ranked seventh in the NFL in interceptions (19) and 10th in sacks (39). In his first season as coordinator with the Titans, the team finished eighth in the NFL in scoring defense (19.8 ppg.) and 10th in red-zone defense (47.9 percent).

In 2010, Gray served as the defensive backs coach for the Seattle Seahawks and tutored rookie safety Earl Thomas, who started all 16 games and ranked third among rookies with five interceptions.

From 2006-09, Gray coached the secondary for Washington, where he helped the team rank in the Top 10 in scoring defense in three consecutive seasons (2007-09) and in passing defense



in back-to-back seasons (2008-09). During his time with Washington, Gray tutored safety Sean Taylor, who earned two Pro Bowl selections (2006-07) and second-team All-Pro honors in 2007.

Gray spent the previous five seasons (2001-05) as the defensive coordinator for the Bills, helping the team rank second in total defense in back-to-back seasons (2003-04). The 2004 campaign also saw Buffalo finish in the Top 10 in scoring defense (17.8 ppg.), passing defense (164.0 ypg.), takeaways (39), interceptions (24) and sacks (45). The 2003 Bills ranked fifth in scoring defense (17.4 ppg.), second in passing defense (169.2 ypg.) and tied for ninth in sacks (38).

Gray coached the defensive backs for the Titans in 1999-2000, helping Tennessee's defense set a single-season franchise record for points allowed (11.9 ppg) in 2000. That season saw the Titans lead the league in both total defense (238.3 ypg.) and passing defense (151.4 ypg.) – the only time in franchise history that the club led the NFL in both categories. Second-year cornerback Samari Rolle and safety Blaine Bishop both earned Pro Bowl recognition under Gray's tutelage in 2000, with Rolle earning first-team all-pro honors and Bishop taking home second-team all-pro recognition.

Gray's first NFL coaching job came in 1997-98 with the Tennessee Oilers as defensive quality control coach. He

coached defensive backs at Southern Methodist University in 1995-96, starting at the school one season after retiring as a player.

As a player, Gray earned four Pro Bowl selections (1986-89), twice earned second-team all-pro honors (1986, 1989) and recorded 28 interceptions during his nine-year NFL career. Originally selected by the Los Angeles Rams in the first round (21st overall) of the 1985 NFL Draft, Gray went on to play seven seasons with the Rams (1985-91), one season with the Houston Oilers (1992) and one season with the Tampa Bay Buccaneers (1993). Gray was named the NFL's Defensive Back of the Year by the NFLPA in 1989 and won Pro Bowl MVP honors in 1990. He posted at least six interceptions in a season three times from 1986-92, tied for the third-most in the NFL over that span.

Gray was a two-time consensus All-America selection at the University of Texas, where he also was twice named the Southwest Conference Defensive Player of the Year as a safety (1983-84). He is a member of the University of Texas' All-Time Team and was selected to the school's All-Decade Team for the 1980s. Gray graduated with a degree in speech communications.

Gray was born Dec. 16, 1962, in Lubbock, Texas. He and his wife, Sherry, have two sons, Jeremy and Jayden. In 2002, Gray started the Jerry Gray Foundation, which supports youth in Lubbock and provides scholarships to the underprivileged.



# IKE HILLIARD

WIDE RECEIVERS



# 12<sup>TH</sup>

YEAR IN THE NFL

# 1<sup>ST</sup>

YEAR WITH THE FALCONS

## HILLIARD'S COACHING BACKGROUND

<b>2024</b>	Wide Receivers   Atlanta Falcons
<b>2022</b>	Co-Offensive Coordinator/Wide Receivers   Auburn Tigers
<b>2020-21</b>	Wide Receivers   Pittsburgh Steelers
<b>2014-19</b>	Wide Receivers   Washington Commanders
<b>2013</b>	Wide Receivers   Buffalo Bills
<b>2012</b>	Wide Receivers   Washington Commanders
<b>2011</b>	Assistant Wide Receivers   Miami Dolphins
<b>2009-10</b>	Wide Receivers   Florida Tuskers (UFL)

Ike Hilliard was named Atlanta Falcons wide receivers coach on Feb. 1, 2024.

Hilliard comes to Atlanta having most recently served as co-offensive coordinator/wide receivers coach at Auburn in 2022 after spending 10 seasons as a wide receivers coach in the NFL for the Pittsburgh Steelers (2020-21), Washington Commanders (2012; 2014-19) and Buffalo Bills (2013).

At Auburn, Hilliard helped running back Tank Bigsby match his single-season career high with 10 rushing touchdowns, while recording a single-season career-high 5.4 yards per carry. Bigsby finished the season rushing for 970 yards on 179 attempts in his junior season before declaring for the NFL Draft where he was selected in the third round (88th overall) by the Jacksonville Jaguars. Under Hilliard's guidance, Tigers veteran wide receiver Ja'Varrius Johnson set single-season career highs in receptions (26), receiving yards (493) and receiving touchdowns (three).

While with Pittsburgh in 2021, Hilliard coached Diontae Johnson who earned All-Pro honors for the first time in his career after leading the Steelers with 107 receptions for 1,161 yards and eight touchdowns. In 2020, Pittsburgh became just the seventh team in NFL history to have five different players catch at least five touchdown passes in a single season – Chase Claypool (nine), JuJu Smith-Schuster (nine), Diontae Johnson (seven), James Washington (five) and Eric Ebron (five). Claypool led all rookie receivers in touchdown receptions (nine), while finishing second among rookies in total touchdowns (11) and fourth among rookies in receiving yards (873).

With Washington, Hilliard helped Terry McLaurin compile one of the best rookie seasons by a receiver in franchise history as he led the team in receptions (58), receiving yards (919) and touchdown catches (seven) in 2019. His 919 receiving yards and seven touchdowns ranked second in franchise history among rookies. In 2018, Hilliard played a major role in wide receiver Josh Doctson setting single-season career highs in receptions (44) and receiving yards (532).

Hilliard guided a young wide receiver corps in 2017 that helped quarterback Kirk Cousins become the first player in team history to record a third consecutive 4,000-yard passing season. Jamison Crowder led Washington in receptions (66) and receiving yards (789), and at age 24 on the final day of the calendar year, became the youngest player to lead Washington in receptions since Gary Clark (24) in 1986.

Hilliard's group played a major role in Washington's record-

setting offense in 2016, a unit that set single-season team records in yards per game (403.4), yards per play (6.40), net passing yards (4,758), completions (407), passing first downs (226) and 500-yard games (three). Veteran wideouts Pierre Garçon (1,041) and DeSean Jackson (1,005) both eclipsed the 1,000-yard mark on the season, representing the first time Washington featured multiple 1,000-yard receivers since 1999 (Albert Connell and Michael Westbrook).

During Washington's NFC East championship season in 2015, Hilliard coached a group that prominently featured two prolific veterans (Garçon and Jackson) and two young players in their first or second seasons (Crowder and Ryan Grant, respectively). Garçon posted 72 receptions, the second-highest total of his career, while Jackson recorded 528 receiving yards and four touchdowns despite being limited by injury to nine games. Hilliard's guidance also helped Crowder to a Washington rookie record 59 receptions in 2015.

In his return to Washington in 2014, Hilliard coached the newly-acquired Desean Jackson, who led Washington with 1,169 receiving yards on 56 receptions. Jackson became the first player in franchise history to record 1,000 receiving yards in his first season in Washington (Bobby Mitchell in 1962, Henry Ellard in 1994, Laveranues Coles in 2003 and Santana Moss in 2005).

Hilliard served as wide receivers coach for the Buffalo Bills in 2013, helping mold a young group that included rookie second-round pick Robert Woods (40 receptions for 587 yards with three touchdowns) and rookie third-round pick Marquise Goodwin (17 receptions for 283 yards with three touchdowns).

In his first stint with Washington in 2012, Hilliard guided the team's receivers to the franchise's first division title since 1999. He incorporated free agents Pierre Garçon and Joshua Morgan into the offense, helping Garçon lead the team in receiving yards (633 in only 10 games) and helping Morgan lead Washington in receptions (48). Hilliard also oversaw the resurgence of veteran slot receiver Santana Moss, who caught 41 passes for 573 yards and eight touchdowns.


In 2011, Hilliard served as the assistant wide receivers coach for the Miami Dolphins. He helped in the development of wide receiver Brandon Marshall, who was named to his third-career Pro Bowl and first as a member of the Dolphins. Additionally, Marshall finished third in the AFC in receiving yards with 1,214 and recorded his fifth-consecutive 1,000-yard season.

Prior to joining the Dolphins, Hilliard spent two seasons coaching for the Florida Tuskers of the United Football League.

As a player, Hilliard was selected by the New York Giants in the first round (seventh overall) of the 1997 NFL Draft. He played 12 seasons – eight with the New York Giants (1997-2004) and four with the Tampa Bay Buccaneers (2005-08). In 161 career games (106 starts), Hilliard caught 546 passes for 6,397 yards and 35 touchdowns.

Hilliard played collegiately at the University of Florida from 1994-96, where he recorded 126 receptions for 2,214 yards and 26 touchdowns and earned first-team All-SEC and consensus All-American honors in 1996, as he helped lead the Gators to a national title.

Hilliard is a native of Patterson, La. He and his wife, Lourdes, have five children, Kye, Kaly, Leila, Ilysa and Jewels.



**JUSTIN  
HOOD**

SECONDARY



**4<sup>TH</sup>**

YEAR IN  
THE NFL

**1<sup>ST</sup>**

YEAR WITH  
THE FALCONS

## HOOD'S COACHING BACKGROUND

<b>2024</b>	Secondary   Atlanta Falcons
<b>2021-23</b>	Defensive Quality Control   Green Bay Packers
<b>2019-20</b>	Secondary/Defensive Pass Game Coordinator   Kent State
<b>2018</b>	Outside Linebackers   Western Carolina
<b>2017</b>	Interim Head Coach   Davidson
<b>2017</b>	Defensive Pass Game Coordinator   Davidson
<b>2016</b>	Safeties/Recruiting Coordinator   Davidson
<b>2014-15</b>	Defensive Coordinator   Capital
<b>2013-14</b>	Graduate Assistant   Illinois
<b>2011-12</b>	Offensive Intern/Quality Control   Oregon
<b>2010-11</b>	Recruiting Administrative Assistant   Oregon

Justin Hood was named Atlanta Falcons secondary coach on Feb. 3, 2024.

Hood comes to Atlanta after spending three seasons (2021-23) with the Green Bay Packers as a defensive quality control coach.

In 2023, Hood was instrumental in helping the Green Bay defense finish the regular season ranking ninth in passing defense (206.8), ninth in red zone defense (50.88 percent) and 10th in opponent points per game (20.6) en route to the club's first playoff appearance since 2021.

The Packers held their opponents to 20 or fewer points nine times during the 2023 regular season, tied for the 10th-most in the league. Green Bay also had three players – Rashan Gary (nine), Preston Smith (eight), Kenny Clark (7.5) – record at least seven sacks each, the team's most in a single season since 2007 (three players). With eight sacks on the season, Smith became one of 11 players in the NFL to post at least eight sacks in each of his last three seasons (2021-23).

The 2022 season saw Hood help Green Bay finish near the top of the league in a few passing-defense categories, ranking sixth in passing yards allowed per game (197.0), sixth in interception rate percentage (3.56) and tied for fourth with 17 INTs. The Packers were also one of only four teams (Baltimore, Kansas City, New York Jets) to hold 16 opponents under 30 points during the regular season, a franchise single-season high.

In 2021, Hood assisted with a defense that ranked in the top 10 in the NFL, finishing ninth in total defense (328.2 ypg), 10th in passing defense (219.1 ypg), tied for sixth in interceptions (18)

and tied for eighth in takeaways (26). The unit's 328.2 yards allowed per game were the fewest by Green Bay since 2010 (309.1 ypg), while the 26 takeaways were the most registered by the Packers since 2014 (27).

Prior to Green Bay, Hood spent two seasons (2019-20) as the secondary coach and defensive pass game coordinator at Kent State. Under Hood's direction in 2020, safety Dean Clark led the Golden Flashes with 28 tackles (19 solo), an interception and a forced fumble as the team played a Covid-abbreviated four-game season.

In Hood's first year with the program in 2019, cornerback Jamal Parker earned second-team All-Mid-American Conference honors after recording 10 pass breakups, fourth most in the MAC, in addition to three interceptions, tied for fifth in the MAC. Defensive back Qwuantrezz Knight led the team with 11 tackles for a loss on the season and was named the defensive MVP of Kent State's 51-41 victory over Utah State in the Tropical Smoothie Café Frisco Bowl (Dec. 20).

Hood spent three seasons (2016-18) coaching at the Football Championship Subdivision (FCS) level prior to joining Kent State, serving two seasons (2016-17) at Davidson College before joining Western Carolina in 2018 where he coached outside linebackers. He originally joined Davidson's staff as a safeties coach and recruiting coordinator in 2016 before being promoted to defensive pass game coordinator in 2017. In December of 2017, Hood served as the interim head coach for the Wildcats.


Prior to his time at Davidson, Hood served as the defensive coordinator for two seasons (2014-15) at Capital University where he primarily coached the defensive backs. In 2014, safety Jimmy Curtis earned All-Ohio Athletic Conference honorable mention after leading the team in tackles (59), passes defended (eight), forced fumbles (four) and interceptions (three).

Hood began his collegiate coaching career at the University of Oregon as a recruiting administrative assistant for two seasons (2010-11) before serving as an offensive intern and in quality control from 2011-12. He then worked as a graduate assistant at the University of Illinois for two seasons (2013-14), working with cornerbacks and maintaining responsibilities in scouting and film breakdown, while coaching the scout offense and special teams.

Hood gained his first NFL coaching experience as a Bill Walsh Diversity Coaching Fellow for the New York Giants in August 2013 working with the running backs and managing the scout special teams.

The Youngtown Ohio native earned his bachelor's degree from Ashland University in 2008. He also earned a Master's degree from the University of Illinois in 2013.

He and his wife Sarah have 2 daughters, Luca and Rowan.



# DAVE HUXTABLE

SENIOR DEFENSIVE ASSISTANT



2<sup>ND</sup>

YEAR IN  
THE NFL

2<sup>ND</sup>

YEAR WITH  
THE FALCONS

## HUXTABLE'S COACHING BACKGROUND

<b>2023 - Present</b>	Senior Defensive Assistant   Atlanta Falcons
<b>2021-22</b>	Analyst   Alabama
<b>2020</b>	Analyst   Texas
<b>2013-19</b>	Defensive Coordinator   North Carolina State
<b>2012</b>	Defensive Coordinator   Pittsburgh
<b>2011</b>	Linebackers   Wisconsin
<b>2008-10</b>	Defensive Coordinator   Central Florida
<b>2004-07</b>	Linebackers/Special Teams Coord.   Central Florida
<b>2002-03</b>	Defensive Coord./Linebackers   North Carolina
<b>2001</b>	Linebackers/Special Teams Coord.   North Carolina
<b>2000</b>	Linebackers/Special Teams Coord.   Oklahoma State
<b>1999</b>	Defensive Line   East Carolina
<b>1998</b>	Linebackers   East Carolina
<b>1996-97</b>	Defensive Coord./Linebackers   Georgia Tech
<b>1995</b>	Linebackers   Georgia Tech
<b>1992-94</b>	Linebackers/Special Teams Coord.   Georgia Tech
<b>1990-91</b>	Linebackers/Special Teams   East Carolina
<b>1989</b>	Defensive Coordinator   Western Kentucky
<b>1985-88</b>	Linebackers   Western Kentucky
<b>1983-84</b>	Defensive Coordinator   Independence (Kan.) CC
<b>1982</b>	Graduate Assistant   Iowa State

Dave Huxtable was hired by the Atlanta Falcons as a senior defensive assistant on Feb. 27, 2023.

In his first season with the Falcons, Atlanta's defense tallied 42 sacks, tied for the sixth-most sacks in a single season in franchise history. The Falcons defense doubled its sack total from 2022 (21) resulting in the largest year-over-year increase by the Falcons since the individual sack became an NFL statistic in 1982.

In 2023, the Falcons defense finished third in third down defense and fourth in red zone efficiency. David Onyemata registered a career high in tackles (50), passes defended (three) and forced fumbles (two), while Calais Campbell finished with 6.5 sacks and became one of six active players to reach 100 career sacks. Third-round rookie defensive lineman Zach Harrison recorded three sacks in the month of December, tied for the third most among rookies. Additionally, Harrison's 17.6 percent pressure rate was the second highest among rookies from Week 13-17 in 2023.

Prior to Atlanta, Huxtable had 40 seasons of coaching experience at the collegiate level – including 18 seasons as a defensive coordinator. He spent two seasons (2021-22) as an analyst for the University of Alabama from 2021-22. Before joining the Crimson Tide's staff, Huxtable spent one season (2020) as an analyst for the University of Texas after spending seven seasons (2013-19) as the defensive coordinator at North

Carolina State University.

In 2018, North Carolina State ranked second in the ACC and 13th in the nation in rushing defense (109.1 yards per game). Additionally, linebacker Germaine Pratt earned first-team All-ACC honors after averaging more than nine tackles per game. In 2017, the Wolfpack ranked third in the conference in rushing yards per game, limiting opponents to 131 yards per game on the ground. Under Huxtable's tutelage, four Wolfpack defenders were selected in the 2018 NFL Draft, including the fifth-overall selection, Bradley Chubb. In 2016, NC State ranked eighth in the nation in rushing yards per game, limiting opponents to 108.6 yards per game – the fifth fewest in a season in program history.

Prior to his time at NC State, Huxtable spent one season as the defensive coordinator at the University of Pittsburgh where his Panthers defense ranked 16th in the nation in total defense (325.8 yards per game), 21st in scoring defense (19.7 points per game), 24th in rushing defense (129.1 yards per game) and 25th in passing defense (196.8). Defensive lineman Aaron Donald earned first-team All-Big East honors after leading the conference and ranking 11th nationally with 18.5 tackles for loss, while safety Jason Hendricks was a second-team selection after leading the Big East and tying for ninth nationally with five interceptions.

In 2011, Huxtable oversaw the development of first-team All-Big Ten linebackers Chris Borland and Mike Taylor. The linebacking pair led the Badgers to a Big Ten Championship and a Rose Bowl berth. Huxtable came to Wisconsin after spending seven seasons (2004-10) at the University of Central Florida where he spent four seasons (2004-07) coaching linebackers and special teams, and three seasons (2008-10) as the Knights' defensive coordinator. In his final season at UCF, the Knights ranked eighth in the nation in scoring defense (17.1 points per game), eighth in rushing defense (108.4), and 15th in total defense (315.4). Defensive end Bruce Miller was a two-time C-USA Defensive Player of the Year and finished his career as UCF's career sacks leader with 35.5.

Huxtable spent three seasons (2001-03) at the University of North Carolina, coaching linebackers and special teams in 2001, before being named defensive coordinator and linebackers coach from 2002-03. Under Huxtable, David Thornton, a former walk-on, earned All-ACC honors and was selected in the NFL Draft. Falcons Head Coach Arthur Smith played along the Tar Heels offensive line while Huxtable was on staff at North Carolina.

Prior to his time at North Carolina, Huxtable spent one season (2000) at Oklahoma State as a linebackers coach/special teams coordinator and two seasons (1998-99) at East Carolina where he coached linebackers in 1998 and defensive line in 1999. Huxtable spent six seasons (1992-97) at Georgia Tech coaching linebackers. In 1996, Huxtable would earn defensive coordinator duties as well. During his time with the Yellow Jackets, Huxtable oversaw the development of Keith Brooking, who finished as the school's career tackles leader with 467 and was selected with the 12th overall pick in the first round of the 1998 NFL Draft by the Falcons.

Huxtable began his collegiate coaching career as a graduate assistant at Iowa State in 1982. From Ames, he would spend two seasons (1983-84) as the defensive coordinator at Independence (Kan.) CC, five seasons (1985-89) at Western Kentucky and two seasons (1990-91) at East Carolina where he coached Robert Jones, who earned consensus All-America honors, was selected in the first round of the 1992 NFL Draft and



won three Super Bowls with the Dallas Cowboys.

Huxtable earned a bachelor's degree in education from Eastern Illinois in 1979. A native of Elgin, Ill., he and his wife, Vicki, have one son, Jake, and one daughter, Shea.



**NICK  
JONES**  
ASSISTANT OFFENSIVE LINE



**5<sup>TH</sup>**  
YEAR IN  
THE NFL

**2<sup>ND</sup>**  
YEAR WITH  
THE FALCONS

## JONES' COACHING BACKGROUND

<b>2024</b>	Assistant Offensive Line   Atlanta Falcons
<b>2021-23</b>	Offensive Assistant   Los Angeles Rams
<b>2020</b>	Diversity Coaching Fellow   Atlanta Falcons
<b>2019</b>	Co-Special Teams Coordinator/Tight Ends   Colorado State
<b>2018</b>	Tight Ends Coach   Air Force Academy
<b>2012-18</b>	Offensive Tackles/Tight Ends/Punt Coordinator   Coastal Carolina
<b>2010-11</b>	Offensive Graduate Assistant   Georgia

Nick Jones was named Atlanta Falcons assistant offensive line coach on Feb. 2, 2024.

Jones comes to Atlanta having previously served as assistant offensive line coach for the Los Angeles Rams from 2021-23. Jones helped coach an offensive line that paved the way for running back Kyren Williams, who finished third in the NFL with 1,144 yards on 228 attempts. The unit also blocked for quarterback Matthew Stafford, who finished sixth in the NFL with 264.3 passing yards per game. With Jones' assistance, the Rams' offensive line held opponents to a 34.7 quarterback pressure rate, 11th in the NFL.

During the 2022 season, Jones worked primarily with an offensive line unit that started 11 different combinations of players in each of the first 11 games as a result of injuries. The Rams offensive line was forced to play at least three players at every position except right tackle. Despite the adversity, the Rams offensive line unit stepped up later in the season and didn't allow a sack in Week 16 against the Broncos and allowed just one sack in three games during the 2022 season. With the guidance of Jones, players such as offensive lineman Coleman Shelton and tackle Alaric Jackson were able to emerge as starting-caliber players for the Rams last season. He has also played a role in the success of center Brian Allen, tackle Rob Havenstein and former Rams guard David Edwards over the last few seasons.

Jones was also part of the Rams' coaching staff that worked with

Super Bowl Champion and Walter Payton Man of the Year Andrew Whitworth during the final year of his illustrious career.

In his first year with the Rams, the offensive line tied for sixth in the NFL for fewest sacks allowed (31), fifth in pressures allowed (173), and first in time to pressure allowed on offense (2.76 seconds). The Rams offensive line did not allow a sack in two games that season and allowed just one sack on seven occasions.

Prior to joining the Rams, Jones spent the 2020 season in the NFL as a Diversity Coaching Fellow working with the offensive line for the Atlanta Falcons.

Jones spent the 2019 season as the co-special teams coordinator and tight ends coach at Colorado State University. Under his tutelage, the CSU special teams units made major improvements from the previous season, including the program's net punting which elevated from 88th nationally to sixth, and punt return coverage, which moved from 129th nationally to 33rd. He directly oversaw the punt and kickoff units when Ryan Stonehouse was named to the first-team All-Conference at punter. Additionally, Trey McBride was named first-team All-Conference after leading the league in catches by a tight end (45), yards (560) and touchdowns (four).

In 2018, he coached tight ends at The Air Force Academy. He coached offensive tackles & tight ends coach at Coastal Carolina from 2012-18 and served as punt coordinator from 2014-2017.

Jones was a four-year letterman at the University of Georgia from 2003-06. He was named second-team All-SEC at center, was elected co-captain in 2006, and earned Offensive MVP and the Coaches Leadership Award for the Bulldogs as a senior. The Bowdon, Ga., native was also the recipient of the Leon Farmer Strength and Conditioning Award and was chosen for the Academic Roundtable for excellence in the classroom and on the field.

Following his collegiate career, Jones played for the Seattle Seahawks from 2007-09 before beginning his coaching career at the University of Georgia as an offensive graduate assistant in 2010.

Jones and his wife, Katie, have one son, Deuce, and one daughter, Kennedy.



**STEVEN KING**  
SPECIAL TEAMS ASSISTANT



**3<sup>RD</sup>**  
YEAR IN  
THE NFL

**3<sup>RD</sup>**  
YEAR WITH  
THE FALCONS

**KING'S COACHING BACKGROUND**

- 2024** Special Teams Assistant | Atlanta Falcons
- 2023** Offensive Assistant | Atlanta Falcons
- 2022** Diversity Coaching Intern | Atlanta Falcons
- 2019-21** Special Teams Quality Control | University of North Carolina
- 2016-18** Wide Receivers/Special Teams | Bucknell University
- 2014-15** Graduate Assistant | University of Nevada
- 2012-13** Running Backs Coach | Wagner College
- 2011** Wide Receivers | Nassau Community College
- 2007-10** Special Teams/Running Backs/Defensive Backs | East Meadow (N.Y.) High School

Steven King was named a special teams assistant on Feb. 2, 2024.

King originally joined the Falcons coaching staff as a diversity coaching fellow/special teams in 2022 and will return to special teams in 2024 after serving as an offensive assistant for Atlanta in 2023.

In 2023, the Falcons offense eclipsed 400 total yards of offense on six occasions, tied for the fourth-most games by a Falcons offense, behind the 2018 (nine games), 2016 (eight games) and 2014 (seven games) teams. The unit recorded eight games with more than 375 yards of total offense, sixth in the NFL.

In 2022, Atlanta was one of two teams to have special teams units score multiple touchdowns during the season – a Lorenzo Carter scoop and score off of a blocked punt in Week 2 and a Cordarrelle Patterson 103-yard kickoff return for a touchdown in Week 11. The Falcons blocked multiple punts (Troy Andersen – Week 2; Richie Grant – Week 17) for the first time in a season since at least 2000. Ade Ogundeji also recorded his second-

career blocked field goal, blocking a Justin Tucker field goal in Baltimore in Week 16.

Patterson's 103-yard kickoff return for a touchdown was the ninth of his career, setting a new NFL record for the most career kickoff return touchdowns in NFL history. Patterson would be named NFC Special Teams Player of the Week in Week 11. Additionally, second-year returner Avery Williams returned 18 punts for 292 yards and led the NFL with 16.2 yards per punt return in 2022 (min. 15 att.).

Atlanta kicker Younghoe Koo closed the 2022 season making 12-of-12 field goal attempts, including three from 50-plus, earning NFC Special Teams Player of the Month for December and January.


King came to Atlanta having spent three seasons (2019-21) as a special teams quality control coach at the University of North Carolina.

Prior to his time with the Tar Heels, King spent three seasons (2016-18) at Bucknell University where he coached wide receivers and served as the special teams coordinator for his final two seasons.

In 2017, King participated in the NFL's Bill Walsh Diversity Fellowship with the Oakland Raiders, working primarily with special teams. King spent two seasons (2014-15) at Nevada where he coached the wide receivers in the 2014 season and then the nickelbacks in 2015 season.

The Hempstead, N.Y., native has also coached at East Meadow (N.Y.) High School from 2007-10, Nassau Community College in 2011, Wagner College from 2012-13, and the University of Nevada from 2014-15.

King was a four-year letterman at the University of Buffalo, where he served as a team captain and led the team in rushing touchdowns in each of his final three seasons.



# KEVIN KOGER

TIGHT ENDS



# 6<sup>TH</sup>

YEAR IN THE NFL

# 1<sup>ST</sup>

YEAR WITH THE FALCONS

## KOGER'S COACHING BACKGROUND

- 2024** Tight Ends | Atlanta Falcons
- 2021-23** Tight Ends | Los Angeles Chargers
- 2019-20** Offensive Quality Control | Green Bay Packers
- 2018** Special Teams Coordinator/Wide Receivers | Eastern Kentucky
- 2016-17** Wide Receivers | Eastern Kentucky
- 2015** Offensive Quality Control | Tennessee
- 2013-14** Graduate Assistant | Michigan
- 2012** Tight Ends/Wide Receivers | Saline High School

Kevin Koger was named the Atlanta Falcons tight ends coach on Feb. 2, 2024.

Koger comes to Atlanta after spending three seasons (2021-23) as tight ends coach for the Los Angeles Chargers.

In 2023, Koger coached tight end Donald Parham Jr. to career highs in receptions (27), receiving yards (285) and receiving touchdowns (four). Gerald Everett caught 51 passes in 2023, the second-most receptions in a single season in his career. His 51 receptions were eighth among tight ends in the AFC and second on the team, behind only Keenan Allen with 108.

In his first two seasons (2021-22) with Los Angeles, Koger was part of an offensive staff that produced a top-five passing offense and top-10 total offense each year. The Chargers offense ranked third in passing offense (269.6 yards per game) and ninth in total offense (359.3 yards per game) in 2022. Despite injuries, his tight ends combined for 83 receptions on the season, 10th among tight end groups in the NFL in 2022. Koger coached Everett to career bests with 58 receptions and 555 yards on the season, while tying a single-season career high with four touchdown catches.

In 2021, Koger was part of an offensive staff that coached the unit to the AFC lead in passing offense (282.4), rank fourth in the NFL in total offense (390.2) and No. 5 in the league in scoring offense (27.9 points per game). The tight ends combined for eight of quarterback Justin Herbert's record-setting 38 passing touchdowns. Jared Cook emerged as a reliable threat for Herbert, moving the chains on 13 of his 15 receptions on third and fourth downs. The offensive unit set single-season team records for first downs (401) and passing touchdowns (38) in 2021.

The Toledo, Ohio, native joined the Chargers after two seasons (2019-20) as an offensive quality control coach with the Packers,

helping Green Bay secure back-to-back appearances in the NFC Championship Game. As a primary assistant to then-Packers Offensive Coordinator Nathaniel Hackett in Green Bay, Koger also contributed to the instruction of the tight ends group, helping develop Robert Tonyan to break out in 2020 with 52 catches for 586 yards and 11 receiving scores, which led all NFL tight ends in touchdown catches.

Koger was an All-Ohio selection as a senior at Toledo Whitmer High in Toledo, Ohio. He went on to play collegiately at the University of Michigan and graduated in 2012 with a bachelor's degree in sport management. Koger was a four-year letter-winner (2008-11) and three-year starter, logging 47 games played with 30 starts at tight end. He was voted a team captain entering his senior season and ended his Wolverines career by earning honorable mention All-Big Ten recognition from the conference coaches and the media. Koger was featured on the preseason watch list for the John Mackey Award as a junior, which is annually given to the top tight end in college football.

Following his graduation from Michigan in 2012, Koger spent one season coaching the tight ends and wide receivers at Saline (Mich.) High. He then broke into the collegiate coaching ranks at his alma mater, the University of Michigan, in 2013. In two seasons in Ann Arbor, Mich., Koger's graduate assistant role featured work with the tight ends group and contributions to the special teams units. His work involved the development of 2013 All-Big Ten Freshman Team selection Jake Butt, who went on to later win the John Mackey Award.

Prior to Eastern Kentucky, Koger spent one season (2015) as an offensive quality control coach at the University of Tennessee. In his lone season in Knoxville, Tenn., primarily working with the wide receivers and offensive line, the Volunteers posted a 9-4 record, with an Outback Bowl victory.

After one year with Tennessee, Koger spent three seasons at Eastern Kentucky University (2016-18), working with the wide receivers group and adding special teams coordinator responsibilities in his final season with the Colonels. In his lone season as special teams coordinator, the kickoff return unit led the Ohio Valley Conference with a mark of 23.2 yards-per-return, while the punt return unit also blocked a pair of opponent punts. Koger's first two seasons in Richmond, Ky., centered around developing the receiving corps for eventual NFL quarterback Tim Boyle, who lead the OVC in passing yards and completion percentage in 2017. That same season, Koger tutored wide receiver Ryan Markush to rank No. 2 in the conference in touchdown receptions (nine) and third in receiving yards (745), earning All-OVC recognition.

Koger and his wife, Tiffany, have three sons, Kingston, Hayes and Miles and one daughter, Layne.





# PATRICK KRAMER

OFFENSIVE ASSISTANT



# 4<sup>TH</sup>

YEAR IN  
THE NFL

# 4<sup>TH</sup>

YEAR WITH  
THE FALCONS

## KRAMER'S COACHING BACKGROUND

<b>2023 - Present</b>	Offensive Assistant   Atlanta Falcons
<b>2021-22</b>	Football Analyst   Atlanta Falcons
<b>2018-20</b>	Senior Offensive Analyst/Asst. Quarterbacks   Notre Dame
<b>2017</b>	Offensive Quality Control/Assistant Quarterbacks   Tennessee-Chattanooga
<b>2016</b>	Wide Receivers   John Carroll University


Patrick Kramer was named an Atlanta Falcons offensive assistant on Feb. 27, 2023, after spending two seasons (2021-22) as a football analyst on Atlanta's staff.

In 2023, the Falcons offense eclipsed 400 total yards of offense

on six occasions, tied for the fourth-most games by a Falcons offense, behind the 2018 (nine games), 2016 (eight games) and 2014 (seven games) teams. The unit recorded eight games with more than 375 yards of total offense, sixth in the NFL last season. Kramer came to Atlanta after spending three seasons as a senior offensive analyst and assistant quarterbacks coach at Notre Dame (2018-20). In his role, Kramer was responsible for weekly opponent breakdowns and control of the defensive scout team, among others.

Prior to Notre Dame, Kramer was the offensive quality control coach and assistant quarterbacks coach at the University of Tennessee at Chattanooga in 2017 and coached wide receivers at John Carroll University in 2016.

A native of Solon, Ohio, Kramer earned a Bachelor of Arts & Science from John Carroll University in University Heights, Ohio, in 2016.



**DWAYNE LEDFORD**  
 RUN GAME COORDINATOR/OFFENSIVE LINE



**4<sup>TH</sup>**  
 YEAR IN  
 THE NFL

**4<sup>TH</sup>**  
 YEAR WITH  
 THE FALCONS

**LEDFORD'S COACHING BACKGROUND**

- 2024** Run Game Coordinator/OL | Atlanta Falcons
- 2021 - 23** Offensive Line | Atlanta Falcons
- 2019-20** Offensive Coordinator/OL | Louisville
- 2018** Assoc. HC/Offensive Line/Run Game Coord. | North Carolina State
- 2016-17** Offensive Line/Run Game Coord. | North Carolina State
- 2013-15** Co-Offensive Coord./OL | Appalachian State
- 2012** Offensive Line | Appalachian State
- 2011** Offensive Line/Run Game Coord. | Gardner-Webb
- 2010** Offensive Line | Tennessee State
- 2008-09** Grad Assistant | East Carolina

Ledford joined the Falcons on Jan. 22, 2021, and has spent the last three seasons as the team's offensive line coach before adding the run game coordinator title on Jan. 31, 2024.

In 2023, the Falcons boasted a top-10 rushing offense averaging 127 yards per game and eclipsing 100 yards in 11 games. Atlanta totaled 657 of its 2,159 rushing yards before contact and averaged 1.33 yards before contact per rush. Atlanta's offense totaled 400-or-more yards in six games tied for the fourth most by a Falcons offense. Running behind the Falcons offensive line, Bijan Robinson led all rookies with 976 rushing yards and broke William Andrews (1,332) franchise record for yards from scrimmage by a rookie with 1,463.

Over the last two seasons, the Falcons have run for more than 100 yards in 27 games behind their offensive line. Atlanta is the first team in NFL history to have rookies in three consecutive seasons top 1,000 scrimmage yards, with Robinson and Tyler Allgeier accomplishing the feat in 2023 and 2022 respectively. Atlanta's line also protected quarterbacks Desmond Ridder and Tyler Heinicke surrendering 40 sacks on 599 dropbacks. Ridder also ranked tied for fourth with five rushing touchdowns on the season.

Under Ledford's tutelage, Chris Lindstrom has earned second-team All Pro and Pro Bowl honors in each of the last two seasons. Ledford's unit has been anchored by established veterans in Lindstrom, Kaleb McGary and Jake Matthews, who established a new club record by starting 161 straight games dating back to his rookie season in 2014. Alongside those veterans, Ledford has overseen the development of center Drew Dalman and 2023 rookie Matthew Bergeron, a starter in all 17 games.

In 2022, Atlanta offense led the NFL in fewest penalties, finished third in the NFL in rushing yards per game and 10th in third-down conversion rate. Atlanta also had the third-highest successful play rate on rushing attempts, based on EPA, at 45.1 percent. The Falcons rushing attack averaged 74.5 more rushing yards per game in 2022 than it did in 2021, resulting in the largest one-season improvement by any team since at least 2001. With Cordarrelle Patterson (340), Tyler Allgeier (324), Marcus Mariota (280) and Caleb Huntley (265), the Falcons became the first team to have four players with at least 250 rushing yards through the first eight games of a season in NFL history. Additionally, Allgeier surpassed Williams Andrews (1,023 in 1979) for the most rushing yards by a rookie in franchise history and became the sixth rookie selected in the fifth round-or-later to eclipse 1,000 rushing yards over the past 20 seasons. Patterson also set single-season career highs for rushing yards (695) and rushing

touchdowns (eight).

Per PFF, Atlanta finished with the top run-blocking offense in the NFL in 2022 with an 83.7 rating – nearly six points higher than the next team. The Falcons limited opponents to an average of 9.7 quarterback pressures per game – an improvement of 5.3 pressures per game from 2021. Atlanta's 5.3 decrease per game is the eighth-highest one-year improvement by an offense in the past 15 seasons.

Fourth-year guard Lindstrom earned his first-career Pro Bowl honor, was named second-team AP All-Pro and graded out as Pro Football Focus' top offensive player in the NFL in 2022. Right tackle Kaleb McGary started all 17 games and graded out as PFF's fourth-best offensive tackle and eighth-best offensive lineman among all positions in 2022. McGary was given the third-best run blocking grade (91.6) in the NFL. Only Lindstrom and San Francisco's Trent Williams graded out higher in the run game in 2022.

In his first season in Atlanta, running back Cordarrelle Patterson set then single-season career highs in rushing yards and rushing touchdowns behind Atlanta's offensive line. Additionally, third-year guard Chris Lindstrom was the only guard to appear in all 17 games and not allow a single sack in the NFL in 2021, per Pro Football Focus.

Prior to joining Atlanta, Ledford spent two seasons (2019-20) at Louisville as the offensive coordinator/offensive line coach. In 2020, the Cardinals posted 2,688 passing yards and 2,200 rushing yards while averaging 29.5 points per game. In 2019, his offense was averaging 33.1 points per game and had a 1,500-yard rusher (Javian Hawkins) and 1,200-yard receiver (Tutu Atwell). The team had four offensive players named to All-ACC team; Atwell (first-team), OT Mekhi Becton (first-team), Hawkins (second-team) and AP Hassan Hall (second-team).

Ledford recently spent two years at Louisville as the offensive coordinator/offensive line coach. In 2020, the Cardinals posted 2,688 passing yards and 2,200 rushing yards while averaging 29.5 points per game. In 2019, his offense was averaging 33.1 points per game and had a 1,500-yard rusher (Javian Hawkins) and 1,200-yard receiver (Tutu Atwell). The team had four offensive players named to All-ACC team; Atwell (first-team), OT Mekhi Becton (first-team), Hawkins (second-team) and AP Hassan Hall (second-team).

Before Louisville, Ledford spent three seasons at NC State, where he helped construct the Wolfpack's offensive lines into one of the best units in the ACC. He spent two seasons as the offensive line coach and run game coordinator and added the associate head coach title his final year with the Wolfpack. Senior Garrett Bradbury was a consensus All-American earned Associated Press All-America honors and won the Rimington Trophy as the nation's top center. Bradbury and left tackle Tyler Jones both made the All-ACC team this season. It was the first time since 1974 the Pack had two from the offensive linemen on the first-team.

The Wolfpack had a 1,000-yard rusher in each season of Ledford's tenure. NC State went from 2002 to 2015 without a 1,000-yard rusher, which was the longest drought in the country. In three seasons directing the offensive line, the Wolfpack saw their sack total decrease, ranking among the top 20 in the country.

Ledford came to NC State after four seasons coaching the offensive line at Appalachian State, and three years as co-offensive coordinator for the run game. The Mountaineers set a Sun Belt single-season record with 11 wins in 2015, the team's first full year of FBS eligibility, and his offense ranked fourth in the FBS in sacks allowed in 2015 with just 0.85 per game, and paved

the way for a 271.5 yard rushing average, ranking sixth nationally.

Before joining the Appalachian State staff in 2012, Ledford spent one season as the offensive line coach and run game coordinator at Gardner-Webb and one season as the offensive line coach at Tennessee State.

Ledford's first coaching job came while he was still playing in the NFL, as he served as a strength and conditioning coach at North Carolina in 2005 and as an offensive line intern with the Frankfurt Galaxy of NFL Europe in the spring of 2006.

A seven-year NFL veteran, Ledford played for the San Francisco 49ers (1999-2000, 2003-04), Jacksonville Jaguars (2000), Carolina Panthers (2001), Cleveland Browns (2005) and New Orleans Saints (2006). He saw action in eight games, including one start, for the 49ers in 2003.

Following his playing career, he was named the Galaxy's tight ends and tackles coach in the spring of 2007 before returning to the U.S. to serve as the offensive line coach at Sanderson High in Raleigh that fall. He spent two seasons as a graduate assistant coach at his alma mater, East Carolina (2008-09), working with the offensive line and guiding the Pirates to back-to-back Conference USA titles.

Ledford played defensive line at ECU from 1995-97, starting all 11 games as a junior and finishing with 26 career tackles. He moved to offensive line prior to his senior campaign and made nine starts at left tackle in 1998 and was named a 1998-99 National Strength and Conditioning All-American.

A native of Marion, N.C., Ledford and his wife, Meredith, have two sons, Hudson and Jordan.



**MICHAEL  
PITRE**  
RUNNING BACKS



**5<sup>TH</sup>**  
YEAR IN  
THE NFL

**3<sup>RD</sup>**  
YEAR WITH  
THE FALCONS

## PITRE'S COACHING BACKGROUND

<b>2022 - Present</b>	Running Backs   Atlanta Falcons
<b>2021</b>	Running Backs   Chicago Bears
<b>2018-20</b>	Running Backs/Recruiting Coordinator   Oregon State
<b>2014-17</b>	Running Backs   Montana State
<b>2012-13</b>	Graduate Assistant/Running Backs   Colorado
<b>2009-11</b>	Defensive Assistant   Servite HS
<b>2009</b>	Scouting Intern   New England Patriots
<b>2008</b>	Running Backs   Rancho Santa Margarita HS

Michael Pitre was hired as the Atlanta Falcons running backs coach on Jan. 31, 2022.

In 2023, Pitre led a running backs group that helped the Falcons finish ninth in rushing offense, with the unit averaging 127.0 yards per game. Atlanta's offense recorded 11 games with at least 100 yards on the ground, tied for eighth-most in the NFL. Pitre was instrumental in rookie running back Bijan Robinson's record-breaking start to the NFL. Robinson set the franchise record for the most yards from scrimmage by a rookie in franchise history with 1,463 yards on the season, surpassing William Andrews (1,332 in 1979). He also set the franchise record for most receptions by a rookie running back with 58. With Robinson's 1,463 yards from scrimmage, the Falcons became the first team in NFL history to have a 1,000-yard rookie in three consecutive seasons with Tyler Allgeier in 2022 and Kyle Pitts in 2021. Allgeier also set a single-season career high of four rushing touchdowns in 2023.

In his first season as the Falcons running backs coach in 2022, Atlanta offense led the NFL in fewest penalties, finished third in the NFL in rushing yards per game and 10th in third-down conversion rate. Atlanta also had the third-highest successful play rate on rushing attempts, based on EPA, at 45.1 percent. The Falcons rushing attack averaged 74.5 more rushing yards per game in 2022 than it did in 2021, resulting in the largest one-season improvement by any team since at least 2001.

With Cordarrelle Patterson (340), Tyler Allgeier (324), Marcus Mariota (280) and Caleb Huntley (265), the Falcons became the first team to have four players with at least 250 rushing yards

through the first eight games of a season in NFL history. Additionally, Allgeier surpassed Williams Andrews (1,023 in 1979) for the most rushing yards by a rookie in franchise history and became the sixth rookie selected in the fifth round-or-later to eclipse 1,000 rushing yards over the past 20 seasons. Patterson also set single-season career highs for rushing yards (695) and rushing touchdowns (eight).

Pitre came to Atlanta having most recently served as the running backs coach for the Chicago Bears. In 2021, the Bears' rushing attack averaged 118.7 rushing yards per game – the 14th highest in the NFL last season. Chicago's backs tallied 54 carries of 10-plus yards and 13 carries for 20-plus yards – tied for the seventh most in the league in 2021. Bears running back David Montgomery rushed for 849 yards on 225 carries (3.8 avg.) and seven touchdowns in 13 games last season.

Prior to his time in Chicago, Pitre spent three years (2018-20) at Oregon State where he served as the running backs coach and recruiting coordinator. In three seasons under Pitre, the Beavers' rushing attack averaged 165.8 yards per game, 4.5 yards per carry and 59 rushing touchdowns.

Under Pitre, Jermar Jefferson – the Associated Press' Co-Offensive Pac-12 Player of the Year in 2020 – earned the Beavers' rushing titles in both 2018 (1,380) and 2020 (858) while also leading the entire offense in touchdowns during both seasons (2018 - 12; 2020 - 7).

Prior to his arrival Oregon State, Pitre coached running backs at Montana State from 2014-17. In his final season at MSU, the Bobcats led the Big Sky Conference and ranked seventh nationally in yards per game (249.5). Collectively, the Bobcats ranked among the Top 20 FCS rushing teams in each of Pitre's four seasons with the team, including a pair of Top 10 finishes.

Pitre received his start at the collegiate level working as a graduate assistant at the University of Colorado from 2012-13. The Buffs' rushing attack finished above 100.0 yards per game in each of Pitre's two years in Boulder. Primarily working with running backs and the offensive line, Pitre oversaw the development of NFL offensive lineman David Bakhtiari (2012) and running back Phillip Lindsay (2013).

Pitre played fullback at UCLA from 2003-07 where he was a three-year starter, appearing in 36 games and totaling 406 all-purpose yards on 58 touches (7.0 avg.) with four touchdowns. He was a team captain in 2006.





# JAY RODGERS

DEFENSIVE LINE



# 16<sup>TH</sup>

YEAR IN  
THE NFL

# 1<sup>ST</sup>

YEAR WITH  
THE FALCONS

## RODGERS COACHING BACKGROUND

2024	Defensive Line   Atlanta Falcons
2022-23	Defensive Run Game Coordinator/DL   L.A. Chargers
2021	Defensive Run Game Coordinator/OLBs   L.A. Chargers
2015-20	Defensive Line   Chicago Bears
2012-14	Defensive Line   Denver Broncos
2010-11	Defensive Quality Control   Denver Broncos
2009	Coaching Assistant   Denver Broncos
2007-08	Wide Receivers   Iowa State
2005-06	Quarterbacks   Stephen F. Austin
2004	Quarterbacks   Missouri State
2003	Pass Game Coordinator/QBs/WRs   Dodge City (Kan.) CC
2001-02	Graduate Assistant   LSU
2000	Recruiting Assistant   Ohio State

Jay Rodgers was named the Atlanta Falcons defensive line coach on Jan. 31, 2024.

Rodgers comes to Atlanta with 11 years of experience coaching defensive line in the NFL and is a former recipient of the John Teerlinck Award, an award given annually to the NFL's top defensive line coach.

Prior to Atlanta, Rodgers spent three seasons (2021-23) with the Los Angeles Chargers, serving as outside linebackers coach and defensive run game coordinator in 2021 before serving as defensive line coach and defensive run game coordinator from 2022-23.

The Chargers defense finished with 48 sacks in 2023, tied for the seventh most in the NFL, and limited opponents to a 62.5 goal-to-go percentage, fourth best in the NFL. In 2022, Los Angeles defensive line was led by Morgan Fox, who recorded 6.5 sacks, and Sebastian Joseph-Day who tied for second among AFC interior defensive linemen with nine tackles for loss and was just the third interior defensive lineman to record 50 tackles, eight tackles for loss and an interception in a single season. In 2021, Rodgers oversaw an outside linebackers room that recorded 19.5 of the team's 35 sacks, including 10.5 by Joey Bosa, who was named to his fourth-career Pro Bowl.

Prior to Los Angeles, Rodgers spent six seasons (2015-20) as

defensive line coach for the Chicago Bears where he directed a defensive front that routinely was part of a top-ranked defensive unit. In 2018, Chicago boasted the NFL's top run defense (80 ypg), while holding opponents to a league-low 17.7 points per game. The unit was led by defensive lineman Akiem Hicks, who earned second-team All-Pro honors and was named to his first-career Pro Bowl in 2018. From 2016-20, Hicks recorded the seventh-most sacks by an interior defensive lineman (27.5), despite missing most of the 2019 season.

Rodgers joined the Bears after a six-year tenure (2009-14) with the Denver Broncos. He was part of a staff that saw the team make four consecutive postseason appearances from 2011-14, including an appearance in Super Bowl XLVIII following the 2013 season. Over his three years (2012-14) as the defensive line coach, Rodgers' unit helped the Broncos defense lead the NFL in rushing yards allowed per game (90.8). In 2012, defensive end Elvis Dumervil was named to his third-career Pro Bowl as the defensive front helped the defense record a league-leading 52 sacks. Rodgers began his NFL coaching career as a coaching assistant for Denver in 2009 and was a defensive quality control coach from 2010-11.

A native of Austin, Texas, Rodgers is an alumnus of Westlake High School. As a college player, he started 15 games at quarterback at Indiana University from 1996-98, before transferring to Missouri State for the 1999 season. Rodgers was named team captain and the team's most valuable player in his one season at Missouri State where he set a number of the program's single-season passing records. Rodgers earned a bachelor's degree from Indiana before working as a recruiting assistant at Ohio State University in 2000.

Rodgers entered the coaching ranks as a graduate assistant at LSU from 2001-02. He spent his first season working with the offensive staff, as the 2001 Tigers won the Southeastern Conference and defeated Illinois in the Sugar Bowl. Rodgers then assisted the defensive staff for the 2002 season before moving to Dodge City (Kan.) Community College in 2003 as passing game coordinator, quarterbacks coach and wide receivers coach. Following one season at Dodge City, Rodgers returned to Missouri State, spending the 2004 season as quarterbacks coach. He then coached the position for two seasons (2005-06) as Stephen F. Austin and, in his final stop before the NFL, coached wide receivers from 2007-08 at Iowa State.

Rodgers and his wife, Melissa, have three children. Rodgers' brother, Jeff, is the assistant head coach/special teams coordinator for the Arizona Cardinals. The two coached together for four seasons (2011-14) with the Denver Broncos and three seasons (2015-17) with the Chicago Bears.



# BARRETT RUUD

INSIDE LINEBACKERS



1<sup>ST</sup>

YEAR IN  
THE NFL

1<sup>ST</sup>

YEAR WITH  
THE FALCONS

## RUUD'S COACHING BACKGROUND

- 2024 Inside Linebackers | Atlanta Falcons
- 2018-22 Linebackers | Nebraska
- 2016-17 Quality Control Administrator | UCF
- 2014 Defensive Intern | Nebraska

Barrett Ruud was named Atlanta Falcons inside linebackers coach on Feb. 2, 2024.

Ruud comes to Atlanta with eight years of collegiate coaching experience, having most recently served as an inside linebackers coach at his alma mater, the University of Nebraska, from 2018-22.

In 2022, Ruud led a linebacker group that helped the Nebraska defense limit its opponents to average only 313.3 yards per game, register 39 sacks, and record the third-best third-down percentage (37.9 percent) in the Big Ten West. Under Ruud's guidance, linebacker Luke Reimer led Nebraska in tackles with 86 on the season, despite missing a pair of games due to injury, en route to being named an All-Big Ten honorable mention for his second consecutive season.

Linebackers Reimer and Luke Henrich flourished under Ruud's coaching in 2021, helping Nebraska allow just 22.7 points per game, the best by a Husker defense in 11 seasons. Nebraska's 366.0 yards per game allowed also marked its best total in five years. Reimer led Nebraska with 109 tackles, including five double-figure tackle games with 16 tackles against Buffalo and 19 against Purdue. Reimer also recorded six tackles for loss, broke up six passes and forced three fumbles and was an honorable-mention All-Big Ten selection. Henrich nearly joined Reimer in reaching 100 tackles, registering 98 tackles in his first full season as a starter. Henrich had three games with double-figure tackles, including a career-high 15 stops against Michigan.

Ruud adeptly rotated inside linebackers in 2020 as the Huskers battled injuries. Linebacker Will Honas led the group with 57 tackles, 6.5 tackles for loss and three sacks on his way to all-conference honors. Collin Miller re-recorded 27 tackles in four games before a neck injury ended his playing career. Reimer made 40 tackles and five tackles for loss, while redshirt freshman Henrich moved inside late in the season and finished the year with 27 tackles. Ruud's linebacker group was instrumental in

helping Nebraska rank sixth in the Big Ten in total defense.


In Ruud's second season with the Huskers in 2019, Nebraska's top three tacklers were inside linebackers. Mohamed Barry led the team in tackles for the second straight season with 89 stops, while Honas was second with 73 tackles, and Miller finished third on the team with 67 tackles. Barry earned All-Big Ten honors for the second straight season.

In his first season as inside linebackers coach in 2018, Ruud's inside linebackers helped Nebraska improve by 27 spots in the national scoring defense rankings from the 2017 season and by 61 spots in pass efficiency defense. Both of Ruud's starting inside linebackers put together impressive seasons in 2018, with Barry leading the team with 112 tackles, the best by a Husker linebacker since All-American Lavonte David had 133 tackles in 2011. Barry ranked second in the Big Ten in tackles per game and earned all-conference accolades. Dedrick Young II also had a career high in tackles in his lone season with Ruud as his position coach. Young totaled a career-high 83 tackles in 2018 to end his career with 284 tackles, the fifth-highest total in Nebraska history. In addition to his career high in tackles, Young also broke up a career-high of five passes and intercepted the first pass of his career.

Prior to Nebraska, Ruud spent two seasons (2016-17) as a quality control administrator at the University of Central Florida after beginning his coaching career as a defensive intern at Nebraska in 2014. Ruud helped the Knights to a 13-0 record in 2017 when Central Florida was the nation's only unbeaten team and won the American Athletic Conference title and the Peach Bowl. The Knights were also among the top teams in the nation in takeaways, with their 58 takeaways in 2016 and 2017 ranking third among FBS schools in that span.

As a player, Ruud was selected by the Tampa Bay Buccaneers in the second round (36th overall) of the 2005 NFL Draft. In his eight-year NFL career, he recorded 658 tackles, seven interceptions, six sacks and six forced fumbles in 113 games for the Buccaneers, Tennessee Titans and Houston Texans. At Nebraska, Ruud finished with a program-record 432 tackles. He earned freshman All-America honors in 2001, third-team All-America honors in 2004 and was a three-time All-Big 12 selection.

A Lincoln, Neb., native, Ruud and his wife, Jenna, have two sons, Brooks and Hudson, and one daughter, Jaimes.



# LANCE SCHULTERS

DEFENSIVE ASSISTANT



6<sup>TH</sup>

YEAR IN  
THE NFL

4<sup>TH</sup>

YEAR WITH  
THE FALCONS

## SCHULTERS' COACHING BACKGROUND

<b>2024</b>	Defensive Assistant   Atlanta Falcons
<b>2022</b>	Defensive Assistant   Los Angeles Rams
<b>2021</b>	Coaching Fellow   Los Angeles Rams
<b>2020</b>	Defensive Assistant   Atlanta Falcons
<b>2015-16</b>	Special Teams Intern   Atlanta Falcons
<b>2011</b>	Defensive Backs Coach   Bryant University

---


Lance Schulters was named Atlanta Falcons defensive assistant on Feb. 3, 2024.

Schulters returns to Atlanta after spending two seasons (2021-22) with the Los Angeles Rams where he served as a coaching fellow in 2021 and a defensive assistant in 2022.

This marks Schulters' third stint with Atlanta's coaching staff, having previously served as a special teams intern from 2015-16 and a defensive assistant in 2020.

Schulters began his coaching career in 2011 when he served as defensive backs coach at Bryant University.

As a player, Schulters was selected by the San Francisco 49ers in the fourth round of the 1998 NFL Draft. Over his 10-year career, he spent time with the Tennessee Titans, Miami Dolphins, Atlanta Falcons and New Orleans Saints, and was named to the Pro Bowl in 1999. Additionally, the Hofstra University alum was named to the school's Hall of Fame in 2013.



# JACQUES SMITH

OUTSIDE LINEBACKERS



1<sup>ST</sup>

YEAR IN  
THE NFL

1<sup>ST</sup>

YEAR WITH  
THE FALCONS

## SMITH'S COACHING BACKGROUND

2024	Outside Linebackers	Atlanta Falcons
2023	Defensive Ends	Nevada
2023	Assistant Edge	Texas

Jacques Smith was named outside linebackers coach on Feb. 22, 2024.

Smith joins the Falcons as an outside linebackers coach after spending the 2023 season as an assistant edge coach at Texas.

In 2023, Smith helped coach the Longhorns defense to rank second in the Big 12 in sacks (32) and tackles for loss (85). Prior to joining the staff at Texas, Smith specialized in pre-draft training

for draft-eligible players.

Smith played five seasons (2014-18) in the NFL, appearing in 37 games (18 starts) for the Buccaneers, Lions and Raiders. Over his career, Smith recorded 43 tackles (30 solo), 26 quarterback hits, 13.5 sacks, 10 tackles for loss, four forced fumbles, four fumble recoveries, three passes defended and one defensive touchdown.

As a defensive end at Missouri, Smith played four seasons (2008-11) for the Tigers, recording 142 tackles (77 solo), 21 tackles for loss, 9.5 sacks, nine passes defended, five forced fumbles, three fumble recoveries and two defensive touchdowns (one interception and one fumble recovery). In 2010, Smith earned second team All-Big 12 honors after registering 35 tackles, 10 tackles for loss and 5.5 sacks.





**JOHN  
TIMU**  
DEFENSIVE ASSISTANT



**4<sup>TH</sup>**

**YEAR IN  
THE NFL**

**1<sup>ST</sup>**

**YEAR WITH  
THE FALCONS**

## TIMU'S COACHING BACKGROUND

- 2024** Defensive Assistant | Atlanta Falcons
- 2023** Assistant Defensive Line | Los Angeles Rams
- 2022** Defensive Assistant | Los Angeles Chargers
- 2021** Alex G. Spanos Coaching Fellow | Los Angeles Chargers
- 2019-20** Graduate Assistant | Washington

John Timu was named Atlanta Falcons defensive assistant on Feb. 3, 2024.

Timu comes to Atlanta after spending three seasons (2021-23) with the Los Angeles Chargers where he served in a variety of roles, including assistant defensive line coach (2023), defensive assistant (2022) and as the Alex G. Spanos Coaching Fellow in 2021.

In 2023, Timu helped coach a defensive unit that finished the season with 48 sacks, tied for seventh in the NFL. Since 2000, the Chargers' 48 sacks are the second-most sacks in a single season in franchise history (61 in 2006). Timu helped coach star edge rusher Khalil Mack who finished fourth in the NFL with 17 sacks, setting a single-season career high and matching the Chargers single-season franchise sack record. Mack also earned Pro Bowl honors for the second consecutive season, the eighth of his career. Timu also helped in the development of rookie edge rusher, Tuli Tuipulotu as he finished the season with 53 tackles (37 solo), 12 quarterback hits (tied for fourth among rookies), eight tackles for loss (tied for fourth among rookies), 4.5 sacks (tied for sixth among rookies), two forced fumbles (tied for first among rookies), one fumble recovery and one pass defense.

Timu continued to assist the defensive line in his second season with the Bolts in 2022, helping Run Game Coordinator/Defensive Line Coach Jay Rodgers tutor a line that recorded 11.5 of the team's 40 sacks, led by defensive linemen Morgan Fox (6.5) and

Sebastian Joseph-Day (two). Joseph-Day ranked tied for second in the AFC with nine tackles for loss and was just the third interior defensive lineman in the last 15 years to post 50 tackles, eight tackles for loss and an interception in a single season. The group was part of a defensive unit that had the best third-and-short defense in the NFL, allowing conversions on a league-low 48.6 percent of the time on third-and-one or third-and-two situations.


In his first year with the Bolts in 2021, Timu aided the coaching staff in the defense's transition to a 3-4 base front scheme, primarily contributing to the organization and day-to-day operation of the defensive coaching staff, specifically the defensive line and linebackers. As a unit, the Chargers' defense ranked third in the NFL with a conference-best 19 forced fumbles.

Timu joined the Chargers after spending two seasons (2019-20) as a graduate assistant at his alma mater, the University of Washington. In a condensed 2020 season, Washington finished the season as Pacific-12 Conference North Division Champions. In his first season returning to the Pacific Northwest, Washington finished with an 8-5 record, capping the campaign by beating Boise State in the Las Vegas Bowl.

Before joining the coaching ranks, Timu played three NFL seasons (2015-17) for the Chicago Bears, appearing in 29 career games (nine starts) at linebacker. In a 2015 win at Tampa Bay, he had six tackles and recovered two fumbles, becoming the first Bears defender to record multiple fumble recoveries in a single game since 2012. After being waived during final roster cuts prior to the 2018 season, Timu signed with the Salt Lake Stallions of the Alliance of American Football in early 2019.

Timu was a three-year starting linebacker at Washington, earning honorable mention All-Pac-12 recognition following his senior season in 2014. That year, he led the Huskies with 108 total tackles, while adding 10 passes defended and two interceptions, including one he returned 63 yards for a touchdown.

The Long Beach, Calif., native and his wife, Amanda, have three sons — Asaiah, Jireh and Jaxxon.



# CHANDLER WHITMER

PASS GAME SPECIALIST



# 4<sup>TH</sup>

YEAR IN  
THE NFL

# 1<sup>ST</sup>

YEAR WITH  
THE FALCONS

## WHITMER'S COACHING BACKGROUND

<b>2024</b>	Pass Game Specialist   Atlanta Falcons
<b>2021-23</b>	Offensive Quality Control   Los Angeles Chargers
<b>2020</b>	Offensive Graduate Assistant   Clemson
<b>2019</b>	Offensive Graduate Assistant   Ohio State
<b>2018</b>	Offensive Quality Control   Yale

Chandler Whitmer was named the Atlanta Falcons pass game specialist on Feb. 2, 2024.

Whitmer spent the past three seasons (2021-23) as an offensive quality control coach for the Los Angeles Chargers where he primarily assisted the quarterbacks in addition to weekly preparation and day-to-day operations for the offensive coaching staff.

In 2023, Whitmer helped quarterback Justin Herbert to complete 297-of-456 pass attempts (65.1 percent) for 3,134 yards and 20 touchdowns to seven interceptions, registering a 93.2 passer rating. He also rushed for three touchdowns prior to being placed on Reserve/Injured following Week 14. Through the first three weeks of the season, Herbert owned the second-highest passer rating in the NFL with a mark of 112.9. Since entering the league in 2020, Herbert has completed 1,613 passes, the most by a player in his first four seasons in NFL history, despite missing the final four games of the season.

In his first two seasons with Los Angeles, Whitmer helped coach the offense to rank third in passing offense (276.0 net passing yards per game) and fifth in total offense (374.8 total net yards per game) in the NFL from 2021-22. Whitmer was part of a staff that coached the offense to rank third in passing offense (269.6) and No. 9 in total offense (359.3) in the NFL in 2022. He helped Herbert continue to set records, as no player has more completions (1,316), passing yards (14,089) or total touchdowns (102) over the first three seasons of a career. Herbert is also the only quarterback in NFL history to begin a career with three consecutive seasons of 4,000-plus passing yards and the second player ever to throw 25 touchdowns in each of their first three years, joining Hall of Fame quarterback Peyton Manning.

Whitmer's contributions helped Herbert earn his first career Pro Bowl nod after setting the single-season franchise records in passing yards (5,014), passing touchdowns (38) and

completions (443) in 2021. The Chargers ranked first in the AFC in passing offense (282.4) in 2021, placing fourth in the NFL in total offense (390.2). The offensive unit's efficiency late in games was prominent, as the Bolts posted the second-most fourth-quarter points scored by any team in a single season in NFL history (181). The offensive unit single-season team records for first downs (401) and passing touchdowns (38) in 2021.

Herbert became the third-youngest player in NFL history to eclipse 5,000 passing yards in a single season, adding an additional 302 rushing yards — the most by any 5,000-yard passer in league annals. Herbert's 38 passing scores took his career total to 69, setting the record for most by a QB through their first two pro seasons. Along with eight scores on the ground, Herbert's 77 combined career rushing and passing touchdowns are the most total touchdowns by any player in NFL history through their first two seasons.

Prior to joining the Chargers, Whitmer served as an offensive graduate assistant at Clemson, aiding the offensive coaching staff and working with the quarterback and wide receiver groups. He worked closely with Trevor Lawrence, the runner-up for the 2020 Heisman Trophy, as Clemson defeated No. 2 Notre Dame in the ACC Championship and appeared in the College Football Playoff for the sixth-straight season.

Whitmer contributed to offensive coaching staff at Ohio State University one season earlier in a graduate assistant role. In his lone season with the Buckeyes (2019), first-year signal-caller Justin Fields led the Buckeyes to a 12-0 regular record, defeating eighth-ranked Wisconsin in the Big Ten Championship Game. The Buckeyes' berth in the College Football Playoff was the program's first appearance in the CFP since the 2016 season. The Atlanta, Ga., native aided Ohio State's offensive coaching staff after serving one season as an offensive quality control coach at Yale University.

As a player, Whitmer logged 24 starts under center for the University of Connecticut from 2012-14, later earning a rookie minicamp invite from the Philadelphia Eagles. He culminated his Huskies career ranked fourth in program history in career completions (403) and passing yards (5,082), while ranking sixth all-time in UConn annals with 25 passing scores. Whitmer started his collegiate career at the University of Illinois at Urbana-Champaign in 2010, before transferring and playing the 2011 season at Butler (Kan.) Community College. In his lone season at Butler, Whitmer was named NJCAA All-America honorable mention after leading Butler to a top-five national ranking.



**D.J.**

**WILLIAMS**

OFFENSIVE ASSISTANT/ASSISTANT QUARTERBACKS



**6<sup>TH</sup>**

**YEAR IN  
THE NFL**

**1<sup>ST</sup>**

**YEAR WITH  
THE FALCONS**

## **WILLIAMS' COACHING BACKGROUND**

- 2024** Offensive Assistant/Assistant Quarterbacks | Atlanta Falcons  
**2019-23** Offensive Assistant | New Orleans Saints

D.J. Williams was named offensive assistant/assistant quarterbacks coach on Feb. 22, 2024.

Williams joins the Falcons after spending the last five seasons (2019-23) as an offensive assistant with the New Orleans Saints. Prior to joining the Saints staff, Williams assisted New Orleans during training camp in 2017. He also worked with the club's coaches and football operations department in 2018.

In 2023, Williams helped Saints quarterback Derek Carr

complete 375-of-548 attempts (68.4 percent) for 3,878 yards, 25 touchdowns and eight interceptions with a 97.7 passer rating in his first season in New Orleans. Carr finished the season top 10 among quarterbacks in completions, passing touchdowns and passer rating.

Williams graduated from Grambling State in 2015, where he played quarterback for the Tigers from 2011-14, starting contests in all four seasons and earning tryouts with several NFL teams following the conclusion of his collegiate career. Williams is the son of Washington Commanders executive Doug Williams, who won Super Bowl XXII, making him the first black quarterback in NFL history to both start and win a Super Bowl.

From 2019-21 and in 2023, Williams participated in the NFL/Black College Football Hall of Fame Quarterback Coaching Summit. He served as the National Team quarterbacks coach at the 2023 Senior Bowl.



T.J.  
**YATES**  
QUARTERBACKS



**6<sup>TH</sup>**

YEAR IN  
THE NFL

**4<sup>TH</sup>**

YEAR WITH  
THE FALCONS

## YATES' COACHING BACKGROUND

<b>2024</b>	Quarterbacks   Atlanta Falcons
<b>2022-23</b>	Wide Receivers   Atlanta Falcons
<b>2021</b>	Passing Game Specialist   Atlanta Falcons
<b>2020</b>	Asst. Quarterbacks   Houston Texans
<b>2019</b>	Offensive Assistant   Houston Texans

T.J. Yates joined the Falcons on Jan. 30, 2021, and has spent the last three seasons as a passing game specialist (2021) and wide receivers coach (2022-23) before transitioning to quarterbacks coach on Jan. 31, 2024.

Under Yates guidance, second year wide out Drake London broke Julio Jones' (133) club record for receptions through a player's first two seasons with 141 catches. London's 1,771 receiving yards over his first two years rank second to Jones (2,157) and the USC product led the Falcons in yards and receptions in each of the last two seasons.

In 2023, London caught 69 passes for a career-high 906 yards with two touchdowns. He generated 2.0 yards per route run, 8.2 yards per target and a 12.2-yard average depth of target. London was Atlanta's most productive receiver and was targeted on nearly a quarter of the Falcons pass plays.

In Yates' first season as wide receivers coach, London finished his rookie season with 72 receptions for 866 yards and four touchdowns, surpassing Kyle Pitts (68 in 2021) for the most receptions by a rookie in franchise history.

Yates joined the Falcons coaching staff after spending two seasons (2019-20) working with the Houston Texans. In 2020, he served as the assistant quarterbacks coach helping Deshaun

Watson earn his third Pro Bowl nod. With Yates' assistance, Watson led the NFL with 4,823 passing yards while throwing 33 touchdowns against seven interceptions and completing 70.2 percent of his passes. Yates spent the 2019 season as an offensive assistant helping the Texans capture an AFC South title after a 10-6 regular season. Houston defeated the Buffalo Bills in the Wild Card Round and advanced to the Divisional Round for the fourth time in team history.


Yates spent seven seasons in the NFL as a quarterback playing for the Texans (2011-13, 2015, 2017, Falcons (2014), Dolphins (2016), and Buffalo Bills (2017). He was originally selected by the Texans in the fifth round (152nd overall) of the 2011 NFL Draft and went on to start five regular-season games and both postseason games that season. He completed 11-of-20 passes for 159 yards and one touchdown in the Wild Card Playoff Round vs. Cincinnati in the franchise's first postseason game and postseason victory.

Yates appeared in 13 games with five starts over three seasons with the Texans before being traded to the Falcons where he spent one season backing up Matt Ryan. Yates returned to Houston in 2015 and appeared in four games with two starts. After spending time with the Dolphins and Bills, he returned for a third stint with the Texans in 2017 threw a career-high four touchdowns in four games played.

Prior to his NFL career, Yates was a four-year starter at the University of North Carolina in Chapel Hill, N.C. He set records for most completions and passing yards in a single game, single season, and career. He also became the first quarterback in school history to record more than 3,000 passing yards in a single season and was named Honorable-Mention All-ACC as a senior in 2010.

A Marietta, Ga. native, Yates and his wife, Amy, have two sons, Carter and Bear and a daughter, M.J.





**KEN  
ZAMPESE**  
SENIOR OFFENSIVE ASSISTANT



**26<sup>TH</sup> | 1<sup>ST</sup>**

**YEAR IN  
THE NFL**

**YEAR WITH  
THE FALCONS**

**ZAMPESE'S COACHING BACKGROUND**

- 2024** Senior Offensive Assistant | Atlanta Falcons
- 2023** Sr. Offensive Asst./Game Management | Washington Commanders
- 2020-22** Quarterbacks | Washington Commanders
- 2019** Defensive Analyst | Florida
- 2019** Offensive Coordinator/Quarterbacks | Atlanta Legends
- 2018** Quarterbacks | Cleveland Browns
- 2016-17** Offensive Coordinator | Cincinnati Bengals
- 2003-15** Quarterbacks | Cincinnati Bengals
- 2002** Passing Game Coordinator | St. Louis Rams
- 2001** Wide Receivers | St. Louis Rams
- 2000** Offensive Assistant | St. Louis Rams
- 1999** Offensive Assistant | Green Bay Packers
- 1998** Offensive Assistant | Philadelphia Eagles
- 1996-97** QBs/Passing Game Coordinator | Miami (Ohio)
- 1995** Offensive Coordinator | Northern Arizona
- 1992-94** Wide Receivers | Northern Arizona
- 1990-91** Graduate Assistant | Southern California
- 1988-89** Graduate Assistant | San Diego

Ken Zampese was named Atlanta Falcons senior offensive assistant on Feb. 3, 2024.

Zampese joins the Falcons from the Washington Commanders where he spent the last four seasons. In 2023, Zampese worked as senior offensive assistant/game management after spending the previous three seasons as the Commanders quarterbacks' coach. He brings a wealth of experience to Atlanta, serving in a variety of coaching roles with several NFL teams including Washington, Cleveland (2018), Cincinnati (2003-17), St. Louis (2000-02), Green Bay (1999), and Philadelphia (1998).

In 2021, he worked with Taylor Heinicke helping the quarterback pass for 3,419 yards with 20 touchdowns in 16 games. Under Zampese's guidance, Heinicke had seven games with a passer

rating of 90-or-better and five games with two-or-more touchdown passes. In 2020, Zampese worked with Alex Smith who posted a 5-1 record as a starter and was named the AP Comeback Player of the year.

Prior to his time in Washington, Zampese split time in 2019 with Atlanta Legends and the University of Florida after spending the 2018 season with the Browns. In Cleveland, guided first overall pick Baker Mayfield to an impressive rookie season, setting an NFL rookie record with 27 touchdown passes in just 13 games. Mayfield led all rookies in passing yards (3,725), passing touchdowns (27), completion percentage (63.79) and passer rating (93.7) that season.

Zampese was the offensive coordinator for the Cincinnati Bengals for the 2016 season where the team fielded a top-13 unit averaging 356.9 yards per game. Prior to being named the offensive coordinator, Zampese spent the previous 13 seasons as the Bengals quarterbacks coach working with Jon Kitna, Carson Palmer, and Andy Dalton. Under Zampese's tutelage, Kitna was named AP Comeback Player of the Year and PFWA Most Improved Player in 2003, Palmer earned back-to-back Pro Bowl selections in 2005 and 2006, while Dalton was named to Pro Bowls in 2011, 2014, and 2016.

Zampese joined the Bengals after three seasons in St. Louis. In 2001, he was the club's wide receivers coach as the Rams led the NFL in passing yards. The next season, he added passing game coordinator to his responsibilities with the Rams finishing second in the league in passing.

Zampese spent time as an offensive assistant with the Rams (2000) and Green Bay Packers (1999) after getting his NFL start as an offensive assistant with the Philadelphia Eagles in 1998. Prior to working in the NFL, he spent nine years as a college coach, including two seasons as quarterbacks coach and passing game coordinator at Miami (Ohio) and four seasons at Northern Arizona where he was offensive coordinator (1995) and wide receivers coach (1992-94). Zampese began his coaching career as a graduate assistant at the University of San Diego (1988-89), followed by serving as a graduate assistant at USC (1990-91).

Zampese played wide receiver and kick returner at the University of San Diego from 1985-88. He was the team's Special Teams Player of the Year as a senior. He earned an undergraduate degree in business from San Diego, and later received a master's degree in adult education from Southern California.



**JOHN  
GRIFFIN**  
DIRECTOR OF PLAYER PERFORMANCE



**4<sup>TH</sup>**

**YEAR IN  
THE NFL**

**1<sup>ST</sup>**

**YEAR WITH  
THE FALCONS**

John Griffin was named director of player performance on Feb. 22, 2024.

Griffin joined the Falcons after spending the past three seasons (2021-23) with the Los Angeles Rams, serving two seasons (2021-22) as assistant strength and conditioning coach and most recently associate director of strength and conditioning in 2023.

Before joining the Rams, he worked as the senior associate director of athletic performance at Baylor University in 2020, his second stint with the school. He also spent three years (2017-19) at the University of South Carolina as the assistant director of

strength and conditioning.

Griffin's career started at Baylor where he began as an assistant athletic performance coach from 2015-2017. Before starting his career in athletic performance, Griffin played one season in the NFL (2012) as a running back for the New York Jets.

He earned his Bachelor of Science from Northeastern University in 2012 before earning a master's in exercise science and health promotion from PennWest California in 2022. Griffin played running back for three seasons (2007-09) at Northeastern University, earning first-team All-CAA honors in 2009 before transferring to UMass in 2010.



**PAUL  
CONSTANTINE**

ASSOCIATE DIRECTOR OF STRENGTH & CONDITIONING



**1<sup>ST</sup>**

**YEAR IN  
THE NFL**

**1<sup>ST</sup>**

**YEAR WITH  
THE FALCONS**

Paul Constantine was named associate director of strength and conditioning on Feb. 22, 2024.

Constantine joins the Falcons as an associate director of strength and conditioning after four years (2020-23) at the University of Alabama. He started as an assistant athletic performance coach for the Crimson Tide from 2020-22 before being promoted to director of applied science in 2023.

Constantine also served as an assistant athletic performance coach for Indiana University's football team from 2016-20. He also served as the director of athletic performance for Houston

Baptist University's football team from 2013-16.

He began his career at Baylor University, serving as an assistant athletic performance coach, working with the Bears' men's tennis, acrobatics and tumbling teams, while also assisting with football and volleyball.

Constantine earned his bachelor's degree in exercise science from Campbell University in 2012 before earning his master's in kinesiology and exercise science from A.T. Still University of Health Sciences in 2021. He was a four-year letterwinner at Campbell where he played wide receiver from 2008-11.



**ERIK  
JERNSTROM**

ASSISTANT DIRECTOR OF STRENGTH & CONDITIONING



**1<sup>ST</sup>**

**YEAR IN  
THE NFL**

**1<sup>ST</sup>**

**YEAR WITH  
THE FALCONS**


Erik Jernstrom was named assistant director of strength and conditioning on Feb. 22, 2024.

Jernstrom joins the Falcons after spending the last three years as an adjunct professor at Linfield University in Oregon.

Jernstrom also served as the director of sports performance at

EForce Sports from 2015-24 where he worked closely with physical therapists and sports medicine to develop an integrated performance model for athlete development. He started his career as a strength and conditioning intern at Performance Training Center (Mark McLaughlin) in Portland, Ore., in 2015. Jernstrom earned his bachelor's degree from Oregon State University in 2016.





**JOSH  
NELSON**  
DIRECTOR OF PERFORMANCE SCIENCE



**1<sup>ST</sup>**  
**YEAR IN  
THE NFL**

**1<sup>ST</sup>**  
**YEAR WITH  
THE FALCONS**

Josh Nelson was named director of performance science on Feb. 22, 2024.

Nelson joins the Falcons after serving as an assistant athletic director at Penn State from 2019-24. Nelson started at Penn State as an assistant athletic director for applied health and performance science before being promoted to assistant athletic director of high performance for the Nittany Lions football team.

Prior to Penn State, Nelson spent six years (2013-19) at Baylor University where he served in a variety of roles ranging from assistant director of applied performance and operations, athletic performance coach and most recently director of applied performance.

Nelson began his career at his alma mater Emory and Henry College (Va.) where he served as an assistant football coach/coordinator of strength and conditioning and physical

education instructor from 2012-13.

Nelson is a 2009 Emory & Henry College graduate where he earned his undergraduate degree in health and physical education and master's degree in professional studies. As an undergraduate, Nelson was a four-year letter winner on the baseball team as an infielder and a student assistant coach for the football staff. He completed his doctorate degree in coaching and teaching studies from West Virginia University. From 2009 to 2012, he was a graduate teaching assistant and instructor in the College of Physical Activity and Sport Science at WVU.

Additionally, during his time at WVU, Nelson was a contracted strength and conditioning coach at several high schools in the Morgantown area, was appointed a representative on the National Strength and Conditioning Association – Virginia board of representatives and was the faculty representative for the Athletic Coaching Education club at WVU.



# STEVE SCARNECCHIA

CHIEF OF STAFF



# 16<sup>TH</sup>

YEAR IN  
THE NFL

# 7<sup>TH</sup>

YEAR WITH  
THE FALCONS



Steve Scarnecchia was named Atlanta Falcons chief of staff on Jan. 31, 2024.

Scarnecchia returns for his second stint with the Atlanta Falcons after serving as the assistant to the head coach from 2015-20. He most recently served as the chief of staff for the New York Jets under Head Coach Robert Saleh from 2021-23.

During his first stint with the Falcons, Scarnecchia was responsible for coordinating the Falcons meeting and practice schedules and football calendar, managing the football budget, and orchestration of team and staff events as well as providing administrative assistance to the coaching and operations staffs.

In 2011, Scarnecchia joined Syracuse as the video coordinator and shifted to the director of operations in January 2013. While at Syracuse he was responsible for the day-to-day operations of the program, including the overall management of the football budget, team travel, bowl game coordination, and The Scott Shafer Football Camps. In addition, he was also responsible for game day management, the coordination and planning of team events, and special projects related to the football program.

In two years as the Syracuse video coordinator, Scarnecchia's role included managing the entire video services department, in addition to directing the football team's social media, and online recruiting efforts. He served in a producer role in creating content for these multimedia platforms. Scarnecchia was also active in steering many of the technology decisions for the renovation of the program's state-of-the-art facility in Manley Field House.

Prior to arriving in Syracuse, Scarnecchia spent 10 years managing video operations at the college and professional levels. Scarnecchia's NFL experience includes serving as a video director and director of multimedia for several professional teams and Division I programs, as well as a season, spent abroad in a similar role with the NFL Europe. In these roles, Scarnecchia oversaw the production of all preparation materials for the coaching staff and players as they worked each week to devise a game plan for the upcoming opponent.

The son of longtime Patriots assistant coach Dante Scarnecchia, Steve Scarnecchia earned his bachelor's degree in television, radio, and film from Syracuse's S.I. Newhouse School of Public Communications while graduating cum laude in 2000.



**ROB  
DADONA**  
MANAGER OF COACHING OPERATIONS



**6<sup>TH</sup>**

**YEAR IN  
THE NFL**

**1<sup>ST</sup>**

**YEAR WITH  
THE FALCONS**

Rob Dadona was named manager of coaching operations on Feb. 22, 2024.

Dadona joins the Falcons after spending the last five seasons (2019-23) with the New York Jets. Dadona started as a football operations assistant with the Jets before becoming an assistant to the head coach in 2021.

Prior to joining the Jets, Dadona spent a year (2019) as a physical therapy aide at Ivy Rehab Physical Therapy in Forest City, N.C. Dadona is a 2020 Seton Hall University graduate where he earned his bachelor's degree in business administration and management, and his master's of business administration in finance. He also played baseball while at Seton Hall and was named 2018 Seton Hall University Male Breakthrough Athlete of the Year.



**MADISON  
MCDOULETT**  
COORDINATOR OF COACHING OPERATIONS



Madison McDoulett was named Coordinator of Coaching Operations in July of 2023 after spending three seasons as a Business Operations Coordinator.

Prior to joining the Falcons, McDoulett was a corporate partnerships intern with the Kansas City Chiefs in 2019 where

she assisted the activation team in their needs to execute sponsor events, programs, in-game promotions and hospitality.

McDoulett received a bachelor's degree in marketing from Georgia in 2019 and then earned her master's degree in sports management from Florida in 2023. She worked with the Bulldogs football program in recruiting while an undergraduate at UGA.



**DONAVAN  
ELLISON**  
COACHING OPERATIONS ASSISTANT



**5<sup>TH</sup>**

**YEAR IN  
THE NFL**

**3<sup>RD</sup>**

**YEAR WITH  
THE FALCONS**

Donavan Ellison was named coaching operations assistant in August of 2023 after spending the 2022 season as a football analyst for Atlanta.

Prior to joining the Falcons, Ellison spent the past year as a football operations assistant for the Carolina Panthers where he


assisted the coaching staff and players with logistics. He also previously interned with the Charlotte Hornets and Dallas Cowboys, among others. Ellison attended Paul Quinn College in Dallas where he earned a bachelor's degree in business administration in 2020.

## HEAD COACHING RECORDS

COACH	SEASONS	YEARS	W	L	T	PCT
<b>REGULAR SEASON</b>						
Norb Hecker	3	1966-68	4	26	1	.145
Norm Van Brocklin	7	1968-74	37	49	3	.433
Marion Campbell	6	1974-76, 87-89	17	51	0	.250
Pat Pepler*	1	1976	3	6	0	.333
Leeman Bennett	6	1977-82	46	41	0	.516
Dan Henning	3	1983-86	22	41	1	.352
Jim Hanifan*	1	1989	0	4	0	.000
Jerry Glanville	4	1990-93	27	37	0	.424
June Jones	3	1994-96	19	29	0	.396
Dan Reeves	7	1997-03	49	59	1	.454
Wade Phillips*	1	2003	2	1	0	.667
Jim Mora	3	2004-06	26	22	0	.542
Bobby Petrino	1	2007	3	10	0	.300
Emmitt Thomas*	1	2007	1	2	0	.333
Mike Smith	7	2008-14	66	46	0	.589
Dan Quinn	6	2015-20	43	42	0	.506
Raheem Morris*	1	2020	4	7	0	.333
Arthur Smith	1	2020	-	-	-	---
<b>POSTSEASON</b>						
Leeman Bennett	3	1978, 1980, 1982	1	3	0	.250
Jerry Glanville	1	1991	1	1	0	.500
June Jones	1	1995	0	1	0	.000
Dan Reeves	2	1998, 2002	3	2	0	.600
Jim Mora	1	2004	1	1	0	.500
Mike Smith	4	2008, '10, '11-12	1	4	0	.200
Dan Quinn	2	2016-17	3	2	0	.511
<b>OPENING DAY GAMES</b>						
Norb Hecker	3	1966-68	0	3	0	.000
Norm Van Brocklin	7	1968-74	5	1	0	.833
Marion Campbell	6	1974-76, 87-89	0	5	0	.000
Leeman Bennett	6	1977-82	5	1	0	.833
Dan Henning	3	1983-86	3	1	0	.750
Jerry Glanville	4	1990-93	2	2	0	.500
June Jones	3	1994-96	1	2	0	.333
Dan Reeves	7	1997-03	3	4	0	.429
Jim Mora	3	2004-06	3	0	0	1.000
Bobby Petrino	1	2007	0	1	0	.000
Mike Smith	7	2008-14	4	3	0	.571
Dan Quinn	6	2015-20	2	4	0	.333

Notes: Hecker was replaced by Van Brocklin after the first three games in 1968. Van Brocklin was replaced by Campbell after the first eight games in 1974. Campbell was replaced by Pepler after the first five games in 1976. Campbell was replaced by Hanifan after the first 12 games in 1989. Reeves was replaced by Phillips for the last three games of 2003. Petrino was replaced by Thomas for the last three game of 2007. Quinn was replaced by Morris for final 11 games of the 2020 season. \*Denotes interim coach.






# STAFF

2024

---





# TERRY FONTENOT

GENERAL MANAGER



# 21<sup>ST</sup>

YEAR IN  
THE NFL

# 3<sup>RD</sup>

YEAR WITH  
THE FALCONS

Terry Fontenot was named general manager of the Atlanta Falcons on Jan. 19, 2021.

Fontenot joined the Falcons after spending the previous 18 seasons as a member of the New Orleans Saints organization. He worked his way through the organization's ranks, starting out as a marketing intern before switching to the scouting department and climbing the ladder from intern to pro scout, and eventually advancing to vice president/assistant general manager of pro personnel.

In 2022, Atlanta finished with a 7-10 record, winning six games at Mercedes-Benz Stadium - the most since the stadium opened in 2017. The Falcons led the NFL in fewest penalties, finished third in the league in rushing yards per game and 10th in third-down conversion rate. Atlanta also had the third-highest successful play rate on rushing attempts, based on EPA, at 45.1 percent.

Atlanta's rushing attack averaged 74.5 more rushing yards per game in 2022 than it did in 2021, resulting in the largest one-season improvement by any team since at least 2001. With Cordarrelle Patterson (340), Tyler Allgeier (324), Marcus Mariota (280) and Caleb Huntley (265), the Falcons became the first team to have four players with at least 250 rushing yards through the first eight games of a season in NFL history. Additionally, Allgeier surpassed Williams Andrews (1,023 in 1979) for the most rushing yards by a rookie in franchise history and became the sixth rookie in the NFL, selected in the fifth round-or-later, to eclipse 1,000 rushing yards over the past 20 seasons. Patterson also set single-season career highs for rushing yards (695) and rushing touchdowns (eight).

Rookie quarterback Desmond Ridder started the final four games of the 2022 season and completed 73-of-115 passes (63.5 percent) for 708 yards, two touchdowns and zero interceptions for an 86.4 passer rating. Ridder's 73 completions and 708 passing yards were the most by a player over his first four career starts in franchise history. Additionally, the Cincinnati product became only the third rookie to attempt at least 100 passes and not record an interception in his first four career starts in NFL history, joining Dak Prescott and Gardner Minshew.

First-round selection Drake London finished his rookie season with 72 receptions for 866 yards and four touchdowns, surpassing Kyle Pitts (68 in 2021) for the most receptions by a rookie in franchise history. With Allgeier (1,035 rushing yards) and London (866 receiving yards), the 2022 Atlanta Falcons became the fourth team to have a 1,000-yard rookie rusher and an 800-yard rookie receiver in the same season in NFL history, joining the 2010 Tampa Bay Buccaneers, 2004 Detroit Lions and 2003 Houston Texans.

Defensively, in addition to leading the league in fewest defensive penalties per game (1.06), Atlanta's defense limited opponents to the second-fewest second half points per game, allowing only 7.9

points per game after halftime.

In his first year, the Falcons posted a 7-10 record, winning seven of nine games decided by one possession after winning two of 10 such games the season prior. Nine-year veteran running back Cordarrelle Patterson set single-season then career highs for rushing yards (618), receiving yards (548), rushing touchdowns (six) and receiving touchdowns (five), and became the first player to record at least five rushing and five receiving touchdowns in a single season in franchise history.

Additionally, Pitts became the second rookie tight end to surpass 1,000 receiving yards in NFL history, joining Pro Football Hall of Famer Mike Ditka (1,076 yards in 1961). Pitts broke the single-season franchise record for most receiving yards by a tight end with 1,026, surpassing Pro Football Hall of Famer Tony Gonzalez (930 in 2012), and set the record for most receiving yards by a rookie regardless of position, surpassing Julio Jones (959 in 2011). Pitts also became the first rookie tight end to be selected to the Pro Bowl since New York's Jeremy Shockey in 2002.

In New Orleans, Fontenot served as a close confidant for general manager Mickey Loomis and managed the pro personnel department include player acquisitions and evaluating players. With Fontenot leading the pro personnel department, the Saints showed a keen eye for adding impact players through free agency.

Although he spent much of his career on the pro scouting side, serving as a pro scouting intern, player personnel assistant and pro scout before his promotion to director of pro scouting, Fontenot saw his role expand in scope starting in 2015. After Ryan Pace was hired as the general manager of the Chicago Bears, Fontenot began working closely with college scouting director, and former Dolphins GM, Jeff Ireland, Loomis and head coach Sean Payton to develop a versatile group that could identify players that fit the team's vision, whether they were on NFL rosters, practice squads, free agents, college players or otherwise.

Free agents who signed with the Saints from 2015-2020 that went on to earn Pro Bowl honors included tight end Jared Cook, linebacker Demario Davis, kicker Wil Lutz and guard Larry Warford, along with center Max Unger who the Saints acquired in a trade with Seattle.

In 2012, Fontenot attended the Stanford Business School's Executive Education NFL-Stanford Program for Managers, an education program and honor known across the league as training ground for promising executives.

A native of Lake Charles, La., he was an all-state defensive back at Lagrange High School. A four-year letterman at safety for Tulane (1999-2002), Fontenot served as a team captain in 2001 and was a member of the 2002 team that won the Hawaii Bowl. He graduated with a bachelor's degree in business and organizational information technology.





**KYLE  
SMITH**  
ASSISTANT GENERAL MANAGER



**13<sup>TH</sup>**

**YEAR IN  
THE NFL**

**3<sup>RD</sup>**

**YEAR WITH  
THE FALCONS**

Kyle Smith was promoted to assistant general manager for the Atlanta Falcons on June 28, 2023.

Smith joined the Falcons on Jan. 29, 2021, as vice president of player personnel after 11 seasons with the Washington Commanders. He spent most of his career in Washington in college scouting but was promoted to vice president of player personnel in January of 2020. In 2020, Smith oversaw both the college and pro personnel aspects of the front office.

Prior to his promotion, Smith spent three years as the team's director of college personnel. In that role, he led the organization's evaluation of collegiate talent and managed scouting efforts at both the area and national levels. After spending a year as an intern in 2010, he joined the team on a full-

time basis in 2011. Smith spent six seasons as an area scout for the organization, most recently managing the team's scouting efforts in the Southeast region.

Smith graduated from Youngstown State, where he was twice named honorable mention all-conference while playing wide receiver and punt returner from 2002-05. He signed as a college free agent with the Minnesota Vikings, where he spent part of the 2006 offseason. In January of 2007, he was signed by Tampa Bay, which allocated him to NFL Europe's Berlin Thunder. He later had practice squad stints in the Arena Football League and Canadian Football League.

Smith was born in Warwick, R.I., and raised in Buffalo, N.Y. He is the son of long-time NFL executive A.J. Smith.



**RYAN  
PACE**  
DIRECTOR OF PLAYER PERSONNEL



**22<sup>ND</sup>**

**YEAR IN  
THE NFL**

**2<sup>ND</sup>**

**YEAR WITH  
THE FALCONS**

Ryan Pace was hired by the Atlanta Falcons as a senior personnel executive on February 24, 2022, before being promoted to director of player personnel in 2023 and vice president, player personnel in 2024. Prior to Atlanta, Pace spent seven seasons (2015-21) as the general manager of the Chicago Bears and served as a member of the New Orleans Saints personnel department from 2001-14.

In 2018, Pace was named the Sporting News Executive of the Year after building a Bears roster that finished 12-4, won a division title and made the club's first postseason berth since 2010. Pace was the first Bears general manager to win executive of the year since Michael McCaskey in 1985.

That season, Chicago had eight players selected to the Pro Bowl - Khalil Mack, Eddie Jackson, Kyle Fuller, Akim Hicks, Tarik Cohen, Mitchell Trubisky, Cody Whitehair and Charles Leno Jr. Mack, Fuller, Jackson and Cohen each also were named Associated Press All-Pros that season.

The following offseason, Pace signed Cordarrelle Patterson in free agency, who, along with Jackson, Fuller and Mack, was named to the 2020 Pro Bowl. Pace signed Robert Quinn via free agency in 2020. In 2021, Quinn broke the single-season franchise sack record with 18.5.

Pace joined the Bears after spending 14 seasons (2001-14) as a member of the Saints organization, including 13 in the player personnel department. He spent his final two seasons (2013-14)

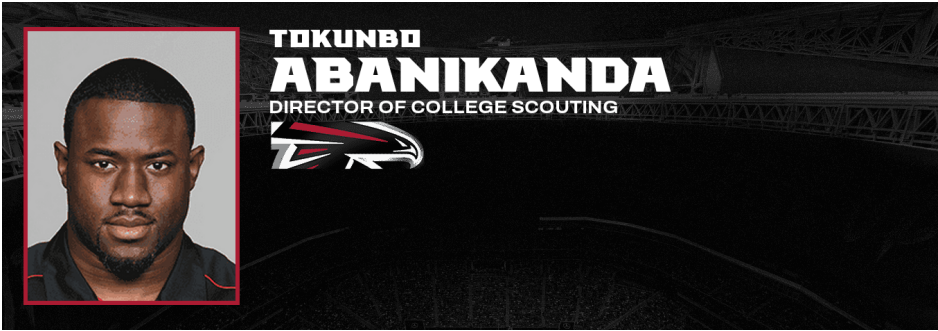
with the Saints as director of player personnel. In that role, Pace helped manage the team's college and pro scouting operations including all facets of scouting and evaluation of college and pro prospects along with New Orleans' roster.

Pace spent six seasons as the club's director of pro scouting (2007-12), which included overseeing the club's pro scouting staff. His duties involved recommending player acquisitions by evaluating the Saints roster and potential free agents, monitoring all transactions, researching possible trade opportunities, assessing player talent from other professional leagues and directing the advance scouting of future opponents. He also helped the Saints prepare for the draft following the regular season by assisting in the evaluation of top college prospects.

The Flower Mound, Texas native got his start in New Orleans' player personnel department as a scouting assistant in 2002, a role he held for two years before working as a pro scout from 2004-06. During that time he evaluated free agents and collegiate players entering the NFL Draft as well as scouted upcoming opponents. He joined the Saints in 2001 supporting the coordination of all game day, training camp and stadium operations.

Pace played collegiately as a defensive end at Eastern Illinois (1995-99), serving as team captain as a senior. He graduated with a bachelor's degree in marketing.

Pace and his wife, Stephanie, have one daughter, Cardyn.



Tokunbo Abanikanda was hired as a scouting assistant on May 8, 2012, before being promoted to area scout. He was promoted to director, college scouting in 2024.

As an area scout, he was responsible for the Southeast region of the country. He spent his first year serving as a scouting assistant, where he handled various logistical aspects of the scouting department for college all-star games, the

NFL Combine and college visits. In addition, Tokunbo was responsible for incoming and outgoing players regarding travel accommodations and scheduling, as well as producing tapes for draft-eligible collegiate prospects and NFL players. He is a native of Marietta, Georgia and played for the University of Southern Mississippi from 2005-08 and graduated with a Business Administration degree.





## MICHAEL ROSS

ASST. DIRECTOR OF COLLEGE SCOUTING



# 15<sup>TH</sup>

YEAR IN  
THE NFL


# 15<sup>TH</sup>

YEAR WITH  
THE FALCONS

The Falcons hired Michael Ross as a seasonal personnel assistant on September 14, 2009. He was promoted to scouting assistant in 2011 before moving to area scout and later national scout. Ross was promoted to assistant director of college scouting in 2024.

As a national scout, his primary duties include evaluating college players in the Eastern half of the country. He was responsible for scouting colleges in the Southwest for three seasons prior to spending the 2015 season in the Midwest region. In 2014, Ross split his time between college and pro scouting, covering the Northeast region as well as all professional leagues. He also

provided the coaching staff with advance scouting reports for upcoming opponents, evaluating players in the free agency market, and maintaining the daily waiver wire. Ross spent two seasons as an area scout, scouting players in the Midwest (2013) and Northeast (2012) after working as a scouting assistant (2011). He spent his first two seasons with the club as a seasonal personnel assistant in 2010 and 2009. He joined the Falcons as a training camp intern in the player personnel department in 2008. He is a native of Cazenovia, NY and attended Syracuse University where he earned his bachelor's degree in 2008. He resides in Atlanta, GA.



# RUSTON WEBSTER

SENIOR PERSONNEL EXECUTIVE




Ruston Webster joined the Falcons as a national scout in 2016. He spent four seasons as the general manager of the Tennessee Titans and brings 33 years of NFL experience to the Falcons. As the general manager for the Titans, Webster had the opportunity to add a franchise quarterback in Marcus Mariota with the second overall pick in the 2015 NFL Draft. He also signed four-time Pro Bowl outside linebacker Brian Orakpo in the 2015 offseason, who went on to record 51 total tackles and seven sacks in his first season in Tennessee. Delanie Walker, who Webster signed in 2013, has been selected to three Pro Bowls, since signing with the Titans. In 2015, Walker posted 94 receptions for 1,088 yards that season. Webster also drafted tackle Taylor Lewan in 2014 with the 11th overall pick, who has been selected to three Pro Bowls as well.

Prior to Webster's arrival in Tennessee in 2010, he gained 22

years of personnel experience split between the Seattle Seahawks and the Tampa Bay Buccaneers. In his four years in Seattle, Webster was the vice president of player personnel and oversaw the day-to-day management of the pro personnel and college scouting departments. During his time in Seattle, the Seahawks won the NFC West twice (2006 & 2007). Webster spent the other 18 years with Tampa Bay in a variety of roles, including the director of player personnel (2005), director of college scouting (2001-04), director of pro personnel (1989-91), and regional college scout (1988). He was a part of the front office staff that helped build the Super Bowl XXXVII Champion Buccaneers in 2002.

Webster started his career as a college coach with stops as a graduate assistant at Southwestern Louisiana (1985), Alabama (1986), and Tulsa (1987). At his Tulsa stint, Webster was the tight ends coach as well.



# JOEL COLLIER

AREA SCOUT



# 26<sup>TH</sup>

YEAR IN  
THE NFL

# 5<sup>TH</sup>

YEAR WITH  
THE FALCONS

The Falcons hired Joel Collier on February 8, 2016. He has worked as an area scout and national scout for the club.

Collier brings more than 25 years of NFL experience to Atlanta. He joined the Falcons after spending five seasons as the assistant general manager for the Kansas City Chiefs from 2009-13. Collier helped the Chiefs complete one of the best turnarounds in NFL history as the club won the AFC West with a 10-6 record in 2010 after going 4-12 in 2009. Collier helped identify and select Pro Bowl players such as Eric Berry (3), Justin Houston (2), Dontari Poe, and Dexter McCCluster in the NFL Draft. He also spent time during the offseason in 2013 working with Head Coach Andy Reid, helping him draft starters T Eric Fisher and TE Travis Kelce.

Before moving to the front office with the Chiefs, Collier served as the New England Patriots secondary coach from 2006-07. In 2007, Collier helped the Patriots post the NFL's first 16-0 regular season and advance to Super Bowl XLII. Under his leadership, CB Asante Samuel earned first his Pro Bowl selection and was a first-team All-Pro in 2007. Additionally, the Patriots ranked fourth in total defense (288.3 yards per game) and sixth in pass defense

(190.1 yards per game). He also worked as the assistant secondary coach for the team in 2005.

Collier spent 11 years with the Miami Dolphins, coaching on both sides of the ball, coaching the running backs from 1998-2004, and serving as assistant linebackers coach from 1994-97. In 2002, he coached running back Ricky Williams, who was selected to his only All-Pro team and earned his only Pro Bowl selection after he ran for 1,853 yards with 16 touchdowns. Prior to his stint in Miami, he spent three years with the Patriots, including one season as a pro scout (1993) and two years as the assistant running backs coach and receivers coach.

A New York native, Collier got his start in the NFL as an offensive assistant with the Tampa Bay Buccaneers in 1990 after spending two years as a graduate assistant at Syracuse University. He attended the University of Northern Colorado, where he played linebacker from 1984-87. Collier is the son of Joe Collier, a former Buffalo Bills head coach and defensive coordinator for the Denver Broncos and New England Patriots.



# RYAN DOYAL

AREA SCOUT



# 3<sup>RD</sup>

YEAR IN THE NFL

# 3<sup>RD</sup>

YEAR WITH THE FALCONS

The Falcons hired Ryan Doyal on May 29, 2019.

Prior to the 2020 season, Ryan was promoted to college area scout in charge of the northeast. Before he was an area scout, he handled various logistical aspects of the scouting department in both College and Pro Scouting as a scouting assistant. Doyal was also responsible for producing point of attack tapes for draft-eligible collegiate prospects and NFL players.

Before joining the Falcons, Doyal was a film analyst and researcher for NFL Films since 2014. In that role, he evaluated

traits of pro and college players, produced analytics based on film study, while also helping produce shows, events, and interviews. Doyal also was a player personnel intern for the Philadelphia Eagles in the summer of 2018.

Doyal coached at several different schools, including at the University of Pennsylvania, Temple University, La Salle College High School and Wagner College. The Pennsylvania native graduated from Syracuse University with a Bachelor's Degree in Broadcast & Digital Journalism and a Masters in Secondary Education from Wagner College.



# DANTE FARGNOLI

AREA SCOUT



# 2<sup>ND</sup>

YEAR IN THE NFL

# 2<sup>ND</sup>

YEAR WITH THE FALCONS

The Falcons hired Dante Fargnoli on May 29, 2019.

He originally joined the team as a scouting assistant, handling various logistical aspects of the scouting department in both College and Pro Scouting, producing point-of-attack tapes for draft-eligible collegiate prospects and NFL players before his current role as an area scout. Before joining the Falcons, Fargnoli

was a scouting assistant for the Reese's Senior Bowl and completed camp operations and scouting internships with the Kansas City Chiefs.

The Stamford, Conn. native played wide receiver for Gettysburg College and was named to the 2018 National Football Foundation Hampshire Honor Society. Fargnoli majored in organization and management studies.



## SHELLY HARVEY

AREA SCOUT



**3<sup>RD</sup>**

YEAR IN  
THE NFL

**3<sup>RD</sup>**

YEAR WITH  
THE FALCONS

Shelly Harvey was promoted to area scout for the Falcons on June 28, 2023.

Harvey joined the Falcons in 2021 as a scouting assistant on the personnel staff and was promoted to player personnel coordinator in 2022. Prior to her time in Atlanta, Harvey spent the past year as the on-campus recruiting coordinator at Tulane University where she managed all aspects of on-campus and

game day recruiting visits. She also served as a football recruiting intern at the University of Houston in 2018 and at LSU in 2017.

Harvey earned her Bachelor of Science in Sport Administration from LSU, where she was a three-time first-team Track & Field All-American. As a junior in 2016, Harvey anchored the 4x100-meter relay team that won the NCAA Division I Track & Field National Title.



## SHEPLEY HEARD

AREA SCOUT



**16<sup>TH</sup>**

YEAR IN  
THE NFL

**16<sup>TH</sup>**

YEAR WITH  
THE FALCONS

The Falcons hired Shepley Heard on April 11, 2005.

Prior to his current role as an area scout, he served as Director of Pro Personnel where he helped manage the Falcons roster by recommending player acquisitions from other professional football leagues and street free agents, coordinating offseason free agency and monitoring the waiver wire.

Before the 2019 season, he spent the previous six seasons as a Regional Scout, covering the East and the West regions for three years each. Heard served as an Area Scout from the spring of 2008 through the 2012 season and covered a broad range of states throughout the country during that time.

Prior to his move into college scouting, Shepley served as the teams Pro Scout from the spring of 2006 to 2008, he was responsible for advance scouting the Falcons upcoming opponents and evaluating free agents and potential cuts in the preseason. He got his start with the Falcons as a Scouting Assistant in 2005.

Before being hired in Atlanta, Shepley spent two seasons at Texas A&M University and held roles as a Defensive Graduate Assistant coach and Defensive Quality Control. He played Safety at the University of Central Oklahoma from 1997 to 2001 and graduated with a Bachelor of Science in the spring of 2002. He is originally from Muskogee, Oklahoma.





# RICHARD SANDERS

AREA SCOUT



# 6<sup>TH</sup>

YEAR IN  
THE NFL

# 6<sup>TH</sup>

YEAR WITH  
THE FALCONS

The Falcons hired Richard Sanders on June 13, 2016.

Sanders spent a very brief time as the Player Development Coordinator and Assistant Director of Recruiting for the Eastern Kentucky University football program.

Before EKU Sanders was a Recruiting/Personnel Assistant with the Volunteers football program for 3 years. He graduated with a

Double Masters (Sports Management & Sports Psychology) from the University of Tennessee. He received his undergraduate degree from the University of Cincinnati studying Sports Administration with a minor in Business Administration.

Sanders is also a military veteran, as he was a US Coast Guard Serviceman, and member of the Department of Homeland Security.



# SAL CONTI

PRO SCOUT



# 3<sup>RD</sup>

YEAR IN  
THE NFL

# 3<sup>RD</sup>

YEAR WITH  
THE FALCONS

The Falcons hired Sal Conti on Feb. 22, 2021. He originally joined the club as a football analyst on the coaching staff before transitioning to a pro scout.

He came to Atlanta having spent the 2020 season as an offensive video graduate assistant at Clemson University where he served as the primary support staff member to the tight ends coach. He also led weekly presentations and reports of upcoming opponents' offensive schemes and personnel breakdowns for the defensive staff.

In 2019, Conti served as a scouting intern for the Kansas City

Chiefs where he evaluated upcoming unrestricted free agents for the personnel staff's review among other responsibilities.

Conti attended Central Connecticut State University from 2014-17 where he served as a student assistant offensive line and tight ends coach from 2015-16. In his role, Conti created cutups of upcoming opponents for the offensive staff to use in game-planning, ran the defensive scout team and inputted offensive calls prior to games.

Conti earned a Bachelor of Science degree in communications from Clemson University in 2019 and is working toward a Master of Arts degree in athletic leadership from Clemson.



# BENJAMIN MARTINEZ

PRO SCOUT



# 14<sup>TH</sup>

YEAR IN  
THE NFL


# 2<sup>ND</sup>

YEAR WITH  
THE FALCONS

The Falcons hired Ben Martinez on June 22, 2021. Before being promoted to a pro scout in 2023, Martinez served as the BLESTO scout for the Falcons.

He came to Atlanta after spending the previous 12 seasons with the New Orleans Saints. Martinez began his tenure in New

Orleans as an equipment assistant from 2009-13 before joining the personnel department as a scouting assistant from 2014-16. Most recently, the University of New Orleans graduate served as a video assistant for the Saints from 2017-20.



# HAKEEM SMITH

ASSISTANT PRO SCOUT



# 2<sup>ND</sup>

YEAR IN  
THE NFL

# 2<sup>ND</sup>

YEAR WITH  
THE FALCONS

The Falcons hired Hakeem Smith on June 13, 2022. Smith came to Atlanta in 2022 as a scouting assistant on the personnel staff before being promoted to an assistant pro scout in 2023.

Prior to joining the Falcons, Smith served as a student assistant in the University of Pittsburgh Football Recruiting Office from

2019-22. In his role at Pittsburgh, Smith would assist directors of recruiting and player personnel with program logistics, talent acquisitions and talent recruitment. Smith earned a bachelor's degree in communications and public and professional writing from Pittsburgh in 2021.



**JAMES  
MCCLINTOCK**

BLESTO SCOUT



**2<sup>ND</sup>**

**YEAR IN  
THE NFL**

**2<sup>ND</sup>**

**YEAR WITH  
THE FALCONS**

The Falcons hired James McClintock on June 13, 2022. McClintock came to Atlanta in 2022 as a scouting assistant on the personnel staff prior to being promoted to a BLESTO scout in 2023.

Prior to joining the Falcons, he served as the assistant director of player personnel at Auburn where he provided oversight of the offensive staff in the evaluation, management and recruitment of

high school and transfer portal prospects. McClintock also served as a graduate assistant at Liberty University in 2020 and a recruiting analyst at the University of North Carolina from 2018-19.

He earned a bachelor's degree in commerce, marketing and international business from the University of Sydney in Australia in 2017 and earned a Masters in sports management, coaching and athletic administration from Liberty in 2021.



**CHRIS  
OLSEN**  
SENIOR DIRECTOR OF FOOTBALL ADMINISTRATION



The Falcons hired Chris Olsen on Feb. 12, 2021.

Olsen came to Atlanta after 13 seasons (2007-19) with the Houston Texans where he served as the senior vice president of football administration. Olsen's primary responsibility with the Texans was to work close with the general manager on negotiating player contracts and managing the salary cap.

Prior to joining the Texans, Olsen spent 13 years (1994-2006) working at the National Football League office in New York. Olsen served as the manager of labor operations with the NFL management council from 1999-2006 where he was responsible for reviewing and analyzing player contracts to ensure teams were in compliance with the Collective Bargaining Agreement (CBA) and salary cap, as well as provided assistance to club executives pertaining to player-related areas of the CBA. He also served as the league's liaison to the NFLPA regarding player contract matters, while working as a national game representative and instant replay communicator.

He began his tenure with the league office in 1994 as an analyst in the player personnel department. After being promoted to

coordinator in 1998, Olsen became responsible for all facets of the player petition process on special eligibility for the NFL Draft (underclassmen prospects), including coordinating player evaluations for the College Advisory Committee. Olsen also produced annual reports for the competition committee and reviews player contracts to ensure their compliance with the NFL's constitution and bylaws.

Olsen began working in professional sports during his senior year in college with the Springfield Indians Hockey Club of the AHL in 1989-90 where he served as a public relations/marketing intern. After a brief stint working for Ark-Asset Management Company, a financial services firm in New York City, he continued his sports career in 1992 while graduating school by serving as a public relations/marketing intern for the Hartford Whalers of the NHL. Prior to joining the NFL, Olsen also worked for the New Jersey State Golf Association.

A native of Little Silver, N.J., Olsen earned his degree in business administration from Western New England University in 1990 and earned a master's degree in sports management from Springfield College in 1997.



**KAREN  
JONES**  
COORDINATOR OF FOOTBALL ADMINISTRATION



**1<sup>ST</sup>**  
**YEAR IN  
THE NFL**

**1<sup>ST</sup>**  
**YEAR WITH  
THE FALCONS**

The Falcons hired Karen Jones on Dec. 11, 2023.

Jones came to Atlanta after serving as an intern in the football operations department for Athletes First. In her role, she built recruiting profiles for draft prospects and reviewed and compared players' marketing, coaching, and broadcasting contracts. Prior to joining Athletes First in September of 2022, Jones worked in the athletic compliance department at Temple University where she coordinated with the admissions staff to determine prospective student-athlete eligibility. Jones also served as a research assistant at Marquette University of Law under Professor Paul Anderson in 2022.

In the summer of 2021, Jones joined the NCAA as an extern in the infractions appeals committees office after spending the summer of 2020 as an intern for Exclusive Sports Group.

Jones graduated with a Bachelor of Arts in political science from Marian University in 2019. While studying at Marian, she worked both as a sports information assistant and athletics marketing intern while also playing basketball, helping lead the team to the NAIA National Title in 2016 and 2017, and participating in track and field for the Knights. Jones later received a Juris Doctorate from Marquette University Law School in 2022 and worked as a legal volunteer at the university from 2019-22.





**JAKE  
PFEIL**  
DIRECTOR OF SPORTS MEDICINE



**4<sup>TH</sup>**

**YEAR IN  
THE NFL**

**4<sup>TH</sup>**

**YEAR WITH  
THE FALCONS**


The Atlanta Falcons hired Jake Pfeil as Director of Sports Medicine on April 13, 2021.

Pfeil joins the Falcons after spending 15 years at Florida State. Since 2011, Pfeil has held the title of Executive Associate Director of Sports Medicine – Head Athletic Trainer and oversaw the daily medical care of the Seminole football team, injury and illness management, prevention and recovery. Prior to taking on the role of head athletic trainer for FSU football, he was as the athletic trainer for the Seminole baseball program for six seasons.

“Throughout the search process, Jake Pfeil’s acumen and passion for building relationships and providing high-level medical care continually stood out to us, and we look forward to

he and his family joining our team,” said Falcons general manager Terry Fontenot. “He possesses a wealth of knowledge and experience in the sports medicine field and will play an integral role in our team’s on-field performance.”

He is certified by the National Athletic Trainers Association Board of Certification and earned his master’s degree in sport administration from Mississippi State University in 2002. While at Mississippi State, Pfeil worked as a graduate assistant athletic trainer with the Bulldogs football program. He graduated from Florida State in 2000 with a bachelor’s degree in sport management with an emphasis in athletic training, while also serving as a student athletic trainer with football and baseball. Pfeil spent two summers as an intern with the Falcons in 1999 and 2000 and was a seasonal assistant athletic trainer for the club in 2002.



**DANNY  
LONG**  
ASSISTANT ATHLETIC TRAINER



**14<sup>TH</sup>**

**YEAR WITH  
THE FALCONS**

Danny Long was hired as an assistant athletic trainer on Feb. 1, 2010.

Long provides support for Director of Sports Medicine, Jake Pfeil, and assists in the daily care of players, treatment, and rehabilitation. Long was a member of the Cleveland Browns staff from 2005-09. Long started as a summer intern in '05 before being hired full-time as an assistant. Along with the daily care for

players, he assisted in rehabilitation, treatment, and the hiring of training camp interns. Before joining the Browns staff, Long attended the Master’s program at Auburn University (2003-05) and served as a graduate assistant. From 2001-02, Long was a summer intern for the Falcons training staff before making his first stop in Cleveland. He attended the University of South Carolina as an undergraduate and earned his degree in Science Physical Education with a minor in Athletic Training.



**ARI  
COWEN**  
ASSISTANT ATHLETIC TRAINER



**7<sup>TH</sup>**

**YEAR IN  
THE NFL**

**7<sup>TH</sup>**

**YEAR WITH  
THE FALCONS**

Ari Cowen was hired as an assistant athletic trainer on June 1, 2018, after serving as a seasonal intern in 2017. He graduated with an undergraduate degree from Penn State University (2014) where he worked with the football program and spent the 2013

summer as an intern with the Chicago Bears. Following his undergraduate degree, Cowen completed his Master's Degree at the University of South Carolina (2017) where he served as a graduate assistant for the football team.



**STEVEN  
BENJAMIN**  
SPORTS REGISTERED DIETITIAN



**2<sup>ND</sup>**

**YEAR IN  
THE NFL**

**2<sup>ND</sup>**

**YEAR WITH  
THE FALCONS**


Steven Benjamin was hired as the sports registered dietitian for the Falcons in May of 2020 and was later promoted to director, performance nutrition.

Prior to Atlanta, Benjamin spent the 2019 season as the nutrition assistant for the Jacksonville Jaguars. He also served as the Performance Nutrition Student Assistant at Clemson University (2017-18), the Emergency Department Technician at the Medical University of South Carolina (2016) and as the Performance

Coach and Director of Sports Nutrition at Pro Performance Athletics in Charleston, S.C. (2014-16).

Benjamin earned a Bachelor of Science degree in Education and Human Ecology from Ohio State University in 2013. He also earned a Master's degree in Food, Nutrition and Culinary Sciences from Clemson University in 2018, and participated in an Accreditation Council for Education in Nutrition and Dietetics (ACEND) internship at the University of Houston from 2018-19.






# PLAYERS

---

2024





# MICAH ABERNATHY

ACTIVE / SAFETY

# 29



**Height:** 6-0

**DOB:** 2/10/1997 (age-27)

**Experience:** 2 Yrs

**With Falcons:** 2 Yrs

**Weight:** 195 lbs

**School:** Tennessee

**Acquired:** PS-22

**Hometown:** Norcross, Ga.

## CAREER

- » Has played in 14 games, recording three tackles (two solo) on defense and five special teams tackles for the Falcons and Packers.
- » In 2023, he recorded three tackles (two solo) on defense and four special teams tackles in 12 games for the Falcons.
- » Appeared in two games for the Green Bay Packers in 2022 prior to being signed by the Falcons.
- » Registered one special teams tackle with the Packers against the Chicago Bears in Week 13 of 2022.
- » Has also spent time with the Minnesota Vikings, Tampa Bay Buccaneers and Indianapolis Colts.

## COLLEGE

- » Appeared in 44 games (30 starts) over four seasons (2015-2018) at the University of Tennessee.
- » Recorded 197 tackles (128 solo), 11 passes defended, seven tackles for loss, five fumble recoveries and two interceptions for the Volunteers.
- » As a senior in 2018, Abernathy started eight games and registered 38 tackles (22 solo), three tackles for loss, one pass deflection and one fumble recovery despite missing four games.
- » Played in all 12 games (12 starts) as a junior in 2017 and finished with a career-high 81 tackles (47 solo), two passes defended, one tackle for loss and one fumble

## TRANSACTIONS

- » Originally signed by the Minnesota Vikings following the 2019 NFL Draft.
- » Released by the Minnesota Vikings on July 24, 2019.
- » Signed by the Tampa Bay Buccaneers on Aug. 11, 2019.
- » Released by the Tampa Bay Buccaneers on Aug. 14, 2019.
- » Signed by the Indianapolis Colts on Aug. 26, 2019.
- » Released by the Indianapolis Colts on Aug. 31, 2019.
- » Signed by the Green Bay Packers on Aug. 10, 2022.
- » Released by the Green Bay Packers on Aug. 31, 2022.
- » Signed to the Green Bay Packers practice squad on Sept. 2, 2022.
- » Signed by the Atlanta Falcons on Dec. 31, 2022.
- » Waived by the Atlanta Falcons on Aug. 29, 2023.
- » Signed to the Atlanta Falcons practice squad on Aug. 30, 2023.
- » Signed to the Atlanta Falcons active roster on Oct. 18, 2023.

recovery. His 81 tackles on the season were the third-most on the team.

- » In 2016, he appeared in 12 games (10 starts) and recorded 69 tackles (52 solo), six passes defended, three tackles for loss, three fumble recoveries and a career-high two interceptions. His six passes defended and two interceptions both tied for a team best.
- » Named SEC Defensive Player of the Week in 2016 for his performance against Virginia Tech (9/16) after recording three solo tackles and setting a new program record with three fumble recoveries.

## PERSONAL

- » Attended Greater Atlanta Christian High School in Gwinnett County, Georgia.
- » Selected to the 2015 Under Armour All-America Game, becoming the first player from Greater Atlanta Christian High School to play in the game.
- » Named 2014 Atlanta Journal-Constitution Offensive Player of the Year.
- » Named First Team All-State by the Associated Press as a junior in 2013.
- » Recipient of the Lambert Athletic Scholarship. Grandfather Ralph David Abernathy Sr. was a leader of the American Civil Rights Movement and was a close associate of Martin Luther King Jr.
- » Son of Annette and Ralph David Abernathy III.
- » Majored in Finance at Tennessee.



## MICAH ABERNATHY'S NFL REGULAR SEASON DEFENSIVE STATISTICS

DATE	TEAM	GP	TACKLES										INTERCEPTIONS					FUMBLES					ST				MISC								
			GS	TK	S	A	TFL	YDS	SK	YDS	QBH	NO	YDS	LG	TD	PD	FF	FR	TD	YDS	TK	S	A	FF	FR	S	A	FF	FR	S	A				
2023	Falcons	12	0	3	2	1	0	0	0	0	0	0	0	0	0	0	0	0	0	0	0	0	0	0	0	0	0	0	0	0	0	0	0	0	0
2022	Packers	2	0	0	0	0	0	0	0	0	0	0	0	0	0	0	0	0	0	0	0	0	0	0	0	0	0	0	0	0	0	0	0	0	0
NFL TOTALS		14	0	3	2	1	0	0	0	0	0	0	0	0	0	0	0	0	0	0	0	0	0	0	0	0	0	0	0	0	0	0	0	0	0

### MICAH ABERNATHY'S SINGLE-GAME HIGHS: DEFENSIVE

**Total Tackles** 1 at New Orleans Saints, Jan 07, 2024      **Solo Tackles** 2 vs. Minnesota Vikings, Nov 05, 2023


## MICAH ABERNATHY'S 2023 GXG REGULAR-SEASON STATISTICS (FALCONS)

DATE	OPPONENT	P/S	TACKLES										INTERCEPTIONS					FUMBLES					ST				MISC								
			TK	S	A	SK	YDS	TFL	YDS	QBH	NO	YDS	LG	TD	PD	FF	FR	TD	YDS	TK	S	A	FF	FR	S	A	W/L	SCORE							
09/10	Panthers																																	W	24-10
09/17	Packers																																W	25-24	
09/24	at Lions																																L	6-20	
10/01	at Jaguars																																L	7-23	
10/08	Texans																																W	21-19	
10/15	Commanders																																L	16-24	
10/22	at Buccaneers	P	0	0	0	0	0	0	0	0	0	0	0	0	0	0	0	0	0	0	0	0	0	0	0	0	0	0	0	0	0	0	W	16-13	
10/29	at Titans	P	0	0	0	0	0	0	0	0	0	0	0	0	0	0	0	0	0	0	0	0	0	0	0	0	0	0	0	0	0	0	L	23-28	
11/05	Vikings	P	2	2	0	0	0	0	0	0	0	0	0	0	0	0	0	0	0	0	0	0	0	0	0	0	0	0	0	0	0	0	L	28-31	
11/12	at Cardinals	P	0	0	0	0	0	0	0	0	0	0	0	0	0	0	0	0	0	0	0	0	0	0	0	0	0	0	0	0	0	0	L	23-25	
11/26	Saints	P	0	0	0	0	0	0	0	0	0	0	0	0	0	0	0	0	0	0	0	0	0	0	0	0	0	0	0	0	0	W	24-15		
12/03	at Jets	P	0	0	0	0	0	0	0	0	0	0	0	0	0	0	0	0	0	0	0	0	0	0	0	0	0	0	0	0	0	W	13-8		
12/10	Buccaneers	P	0	0	0	0	0	0	0	0	0	0	0	0	0	0	0	0	0	0	0	0	0	0	0	0	0	0	0	0	0	L	25-29		
12/17	at Panthers	P	0	0	0	0	0	0	0	0	0	0	0	0	0	0	0	0	0	0	0	0	0	0	0	0	0	0	0	0	0	L	7-9		
12/24	Colts	P	0	0	0	0	0	0	0	0	0	0	0	0	0	0	0	0	0	0	0	0	0	0	0	0	0	0	0	0	0	W	29-10		
12/31	at Bears	P	0	0	0	0	0	0	0	0	0	0	0	0	0	0	0	0	0	0	0	0	0	0	0	0	0	0	0	0	0	L	17-37		
01/07	at Saints	P	1	0	1	0	0	0	0	0	0	0	0	0	0	0	0	0	0	0	0	0	0	0	0	0	0	0	0	0	0	L	17-48		
2023 TOTALS		11-0	3	2	1	0	0	0	0	0	0	0	0	0	0	0	0	0	0	0	0	0	0	0	0	0	0	0	0	0	0	7-10			

## MICAH ABERNATHY'S 2022 GXG REGULAR-SEASON STATISTICS (PACKERS)

DATE	OPPONENT	P/S	TACKLES										INTERCEPTIONS					FUMBLES					ST				MISC							
			TK	S	A	SK	YDS	TFL	YDS	QBH	NO	YDS	LG	TD	PD	FF	FR	TD	YDS	TK	S	A	FF	FR	S	A	W/L	SCORE						
09/11	at Vikings																																L	7-23
09/18	Bears																																W	27-10
09/25	at Buccaneers																																W	14-12
10/02	Patriots																																W	27-24+
10/09	Giants																																L	22-27
10/16	Jets																																L	10-27
10/23	at Commanders																																L	21-23
10/30	at Bills																																L	17-27
11/06	at Lions																																L	9-15
11/13	Cowboys																																W	31-28+
11/17	Titans																																L	17-27
11/27	at Eagles																																L	33-40
12/04	at Bears	P	0	0	0	0	0	0	0	0	0	0	0	0	0	0	0	0	0	0	0	0	0	0	0	0	0	0	0	0	0	0	W	28-19
12/19	Rams																																W	24-12
12/25	at Dolphins																																W	26-20
01/01	Vikings																																W	41-17
01/08	Lions																																L	16-20
2022 TOTALS		1-0	0	0	0	0	0	0	0	0	0	0	0	0	0	0	0	0	0	0	0	0	0	0	0	0	0	0	0	0	0	8-9		

+- Overtime



# DEE ALFORD

ACTIVE / CORNERBACK

# 20



**Height:** 5-11

**DOB:** 11/5/1997 (age-26)

**Experience:** 3 Yrs

**With Falcons:** 3 Yrs

**Weight:** 177 lbs

**School:** Tusculum

**Acquired:** R/F-'22

**Hometown:** Griffin, Ga.

## CAREER

- » Has played in 32 games (five starts), recording 66 tackles (43 solo), 13 passes defended, three tackles for loss and one interception over two seasons for the Falcons.
- » In 2023, he played in 16 games (five starts), registering a single-season career-high 41 tackles (25 solo), six passes defended, two tackles for loss and one fumble recovery.
- » Appeared in 16 games in 2022, totaling 25 tackles (18 solo), seven passes defended, one interception, one tackle for loss, one quarterback hit and 0.5 sack.
- » In Week 4 vs. Cleveland in 2022, finished with three solo tackles, first-career interception and one pass defended. Had game-sealing interception with 1:03 left in the fourth quarter.
- » Finished with career highs in tackles (six) and passes defended (two) against Tampa Bay in Week 5 in 2022.
- » Recorded 48 tackles, four interceptions, including one returned for a touchdown, and one forced fumble in 14 games for the Winnipeg Blue Bombers in 2021.

- » As a senior in 2019, was named D2CCA All-Region First Team, All-South Atlantic Conference First Team while leading the SAC with 20 passes defended, a team-best five interceptions and 15 pass break-ups (2nd in school history). Also returned five interceptions for 122 yards (2nd in TU history) and established TU single-game record with seven passes defended, including two interceptions (1st in TU history).
- » As a junior in 2018, was named All-South Atlantic Conference Second Team and compiled 13 passes defended, two interceptions, 49 tackles (31 solo), four tackles for loss and 1.0 sack.
- » As a sophomore in 2017, was named All-South Atlantic Conference Second Team and recorded 44 tackles, three tackles for loss, three fumble recoveries, three interceptions, seven passes defended, one forced fumble and 1.0 sack.
- » As a freshman in 2016, played in nine games and posted two tackles (one solo) and returned two kickoffs for 31 total yards.

## COLLEGE

- » Played four seasons (2016-2019) at Tusculum University in Tusculum, Tenn.
- » In 40 career games he recorded 140 tackles, 40 career passes defended (school record) and 195 career interception return yards (school record), 10 interceptions (third-most), 50 career punt returns, and 547 career punt return yards are both tied for third-most in school history with a 10.94 punt return average (third in school history).

## PERSONAL

- » Attended Spalding High School in in Griffin, Ga.
- » 4A All-Region Georgia Southwest Bowl Game Team MVP.
- » Led region in interceptions and holds records for return yards.
- » 7 interceptions (returned INT for a 100-yard TD).
- » Son of Felton Jackson, Valeria Alford and Lisa Goggins.
- » Siblings include Kamira, Kamaya, Jirah, Travis, Erica, Krystal, Vanessa and Jermaine.

## IN THE COMMUNITY

### GIVING BACK

- » Participated in Hometown Huddle where the entire team volunteered and cleaned Anderson Park in Atlanta.
- » Participated in a physical education class with students at Eagle Ranch.

## TRANSACTIONS

- » Signed a Reserve/Future with the Falcons on Jan. 10, 2022.

### REGULAR SEASON COMPARISON: DEFENSIVE - BALTIMORE RAVENS

DATE	OPP	TACKLES										MISC				
		W/L	GP/GS	TOT	SOLO	ASST	SACK	YDS.	INT	TFL	PD	QBH	TD	FF	FR	
12/24/22	ATL @ BLT	L	P	0	0	0	0.0	0.0	0	0	0	0	0	0	0	
<b>TOTALS</b>		0/1	1/0	0	0	0	0.0	0.0	0	0	0	0	0	0	0	

## DEE ALFORD'S NFL REGULAR SEASON DEFENSIVE STATISTICS

DATE	TEAM	GP	TACKLES							INTERCEPTIONS						FUMBLES					ST				MISC		
			GS	TK	S	A	TFL	YDS	SK	YDS	QBH	NO	YDS	LG	TD	PD	FF	FR	TD	YDS	TK	S	A	FF	FR	S	A
2023	Falcons	16	5	41	25	16	2	6	0.0	0.0	0	0	0	0	0	6	0	1	0	0	0	0	0	0	1	0	0
2022	Falcons	16	0	25	18	7	1	26	0.5	3.5	1	1	0	0	0	7	0	0	0	0	0	0	0	0	0	0	
NFL TOTALS		32	5	66	43	23	3	32	0.5	3.5	1	1	0	0	0	13	0	1	0	0	0	0	0	1	0	0	

### DEE ALFORD'S SINGLE-GAME HIGHS: DEFENSIVE

<p><b>Total Tackles</b></p> <p>7 at Tampa Bay Buccaneers, Oct 09, 2022 6 at New York Jets, Dec 03, 2023 6 vs. New Orleans Saints, Nov 26, 2023 ...2 more at 6.</p> <p><b>Solo Tackles</b></p> <p>4 at New York Jets, Dec 03, 2023 4 vs. New Orleans Saints, Nov 26, 2023 ...3 more at 4.</p> <p><b>Passes Defensed</b></p> <p>2 at Tampa Bay Buccaneers, Oct 22, 2023 2 vs. Houston Texans, Oct 08, 2023 ...1 more at 2.</p> <p><b>Fumble Recoveries</b></p> <p>1 at New York Jets, Dec 03, 2023</p>	<p><b>Tackles For Loss</b></p> <p>1 vs. Houston Texans, Oct 08, 2023 1 at Jacksonville Jaguars, Oct 01, 2023 ...1 more at 1.</p> <p><b>Interceptions</b></p> <p>1 vs. Cleveland Browns, Oct 02, 2022</p> <p><b>Special Teams Fumble Recoveries</b></p> <p>1 at New York Jets, Dec 03, 2023</p>	
--	--	--

## DEE ALFORD'S 2023 GXG REGULAR-SEASON STATISTICS (FALCONS)

DATE	OPPONENT	P/S	TACKLES							INTERCEPTIONS						FUMBLES					ST				MISC								
			T	K	S	A	SK	YD	TF	YD	QB	H	N	YD	L	T	P	F	F	T	YD	T	F	F	K	S	A	F	FR	S	A	W/L/T	SCORE
09/10	Panthers	S	6	4	2	0	0	0	0	0	0	0	0	0	0	0	0	0	0	0	0	0	0	0	0	0	0	0	0	0	0	W	24-10
09/17	Packers	P	0	0	0	0	0.0	0	0	0	0	0	0	0	0	0	0	0	0	0	0	0	0	0	0	0	0	0	0	0	W	25-24	
09/24	at Lions	S	3	2	1	0	0.0	0	0	0	0	0	0	0	1	0	0	0	0	0	0	0	0	0	0	0	0	0	0	L	6-20		
10/01	at Jaguars	S	4	3	1	0	0.0	1	1	0	0	0	0	0	0	0	0	0	0	0	0	0	0	0	0	0	0	0	0	L	7-23		
10/08	Texans	P	6	4	2	0	0.0	1	5	0	0	0	0	0	2	0	0	0	0	0	0	0	0	0	0	0	0	0	0	W	21-19		
10/15	Commanders	S	0	0	0	0	0.0	0	0	0	0	0	0	0	0	0	0	0	0	0	0	0	0	0	0	0	0	0	L	16-24			
10/22	at Buccaneers	P	2	1	1	0	0.0	0	0	0	0	0	0	0	2	0	0	0	0	0	0	0	0	0	0	0	0	0	W	16-13			
10/29	at Titans	P	5	3	2	0	0.0	0	0	0	0	0	0	0	0	0	0	0	0	0	0	0	0	0	0	0	0	0	L	23-28			
11/05	Vikings	P	2	0	2	0	0.0	0	0	0	0	0	0	0	0	0	0	0	0	0	0	0	0	0	0	0	0	0	L	28-31			
11/12	at Cardinals		ON INACTIVE LIST																								L	23-25					
11/26	Saints	P	6	4	2	0	0.0	0	0	0	0	0	0	0	1	0	0	0	0	0	0	0	0	0	0	0	0	0	0	W	24-15		
12/03	at Jets	P	6	4	2	0	0.0	0	0	0	0	0	0	0	0	0	1	0	0	0	0	0	0	1	0	0	0	0	W	13-8			
12/10	Buccaneers	S	1	0	1	0	0.0	0	0	0	0	0	0	0	0	0	0	0	0	0	0	0	0	0	0	0	0	0	L	25-29			
12/17	at Panthers	P	0	0	0	0	0.0	0	0	0	0	0	0	0	0	0	0	0	0	0	0	0	0	0	0	0	0	0	L	7-9			
12/24	Colts	P	0	0	0	0	0.0	0	0	0	0	0	0	0	0	0	0	0	0	0	0	0	0	0	0	0	0	0	W	29-10			
12/31	at Bears	P	0	0	0	0	0.0	0	0	0	0	0	0	0	0	0	0	0	0	0	0	0	0	0	0	0	0	0	L	17-37			
01/07	at Saints	P	0	0	0	0	0.0	0	0	0	0	0	0	0	0	0	0	0	0	0	0	0	0	0	0	0	0	0	L	17-48			
2023 TOTALS		16-5	41	2	1	0	0.0	2	6	0	0	0	0	0	6	0	1	0	0	0	0	0	0	1	0	0	0	7-10					

## DEE ALFORD'S 2022 GXG REGULAR-SEASON STATISTICS (FALCONS)

DATE	OPPONENT	P/S	TACKLES						INTERCEPTIONS				FUMBLES			ST		MISC		W/L	SCORE				
			TK	SA	SK	YDS	TFL	YDS	QBH	NO	YDS	LG	TD	PD	FF	FR	TD	YDS	TK			S	A	FF	S
09/11	Saints	P	2	2	0	0	0	0	0	0	0	0	0	0	0	0	0	0	0	0	0	0	0	L	26-27
09/18	at Rams	P	2	2	0	0	0	0	1	26	0	0	0	0	0	0	0	0	0	0	0	0	0	L	27-31
09/25	at Seahawks	P	0	0	0	0	0	0	0	0	0	0	0	0	0	0	0	0	0	0	0	0	0	W	27-23
10/02	Browns	P	3	3	0	0	0	0	0	0	0	1	0	0	0	1	0	0	0	0	0	0	0	W	23-20
10/09	at Buccaneers	P	7	4	3	0	0	0	0	0	0	0	0	0	0	2	0	0	0	0	0	0	0	L	15-21
10/16	49ers	P	0	0	0	0	0	0	0	0	0	0	0	0	0	0	0	0	0	0	0	0	0	W	28-14
10/23	at Bengals		ON INACTIVE LIST																			L	17-35		
10/30	Panthers	P	0	0	0	0	0	0	0	0	0	0	0	0	0	1	0	0	0	0	0	0	0	W	37-34+
11/06	Chargers	P	0	0	0	0	0	0	0	0	0	0	0	0	0	0	0	0	0	0	0	0	0	L	17-20
11/10	at Panthers	P	1	0	1	0.5	3.5	0	0	1	0	0	0	0	1	0	0	0	0	0	0	0	0	L	15-25
11/20	Bears	P	1	1	0	0	0	0	0	0	0	0	0	0	0	0	0	0	0	0	0	0	0	W	27-24
11/27	at Commanders	P	2	1	1	0	0	0	0	0	0	0	0	0	0	0	0	0	0	0	0	0	0	L	13-19
12/04	Steelers	P	2	0	2	0	0	0	0	0	0	0	0	0	0	0	0	0	0	0	0	0	0	L	16-19
12/18	at Saints	P	0	0	0	0	0	0	0	0	0	0	0	0	1	0	0	0	0	0	0	0	0	L	18-21
12/24	at Ravens	P	0	0	0	0	0	0	0	0	0	0	0	0	0	0	0	0	0	0	0	0	0	L	9-17
01/01	Cardinals	P	3	3	0	0	0	0	0	0	0	0	0	0	1	0	0	0	0	0	0	0	0	W	20-19
01/08	Buccaneers	P	2	2	0	0	0	0	0	0	0	0	0	0	0	0	0	0	0	0	0	0	0	W	30-17
<b>2022 TOTALS</b>		<b>16-0</b>	<b>25</b>	<b>18</b>	<b>7</b>	<b>0.5</b>	<b>3.5</b>	<b>1</b>	<b>26</b>	<b>1</b>	<b>1</b>	<b>0</b>	<b>0</b>	<b>0</b>	<b>7</b>	<b>0</b>	<b>0</b>	<b>0</b>	<b>0</b>	<b>0</b>	<b>0</b>	<b>0</b>	<b>0</b>	<b>7-10</b>	

+- Overtime



# JOSH ALI

ACTIVE / WIDE RECEIVER

# 80



**Height:** 6-0

**DOB:** 3/3/1999 (age-25)

**Experience:** 1 Yr

**With Falcons:** 1 Yr

**Weight:** 200 lbs

**School:** Kentucky

**Acquired:** PS-22

**Hometown:** Hollywood, Fla.

## CAREER

- » Spent the 2023 season on the Reserve/Injured List in 2023.
- » Appeared in two games, contributing on offense in 2022.

## COLLEGE

- » Played five seasons (2017-2021) at the University of Kentucky in Lexington, Ky.
- » Recorded 131 receptions for 1,447 yards (11.0 avg.) and 8 receiving touchdowns in 45 games for the Wildcats.

- » Finished with at least 100 receiving yards in two games in college.
- » Tallied five receptions in 11 career games, dating back to 2019.
- » Recorded career-bests in receptions (7), receiving yards (164) and receiving touchdowns (2) against New Mexico State on 11/20/21.

## PERSONAL

- » Attended Chaminade-Madonna College Preparatory School in Hollywood, FL.
- » Son of Katrina Gray and Faheem Ali.
- » Dad, Faheem, was a wide receiver at Louisiana Tech.

## IN THE COMMUNITY

### GIVING BACK

- » Volunteered by serving lunch and meals for families at Crossroads Community Ministries.
- » Visited and spent time with patients at Children's Healthcare of Atlanta-Scottish Rite.
- » Participated in Hometown Huddle where the entire team volunteered and cleaned Anderson Park in Atlanta.
- » Participated in a physical education class with students at Eagle Ranch.

## TRANSACTIONS

- » Signed to the Atlanta Falcons practice squad on Aug. 31, 2022.
- » Signed by the Atlanta Falcons on Jan. 9, 2023.
- » Placed on the Reserve/Injured List on Oct. 4, 2023.

## JOSH ALI'S NFL REGULAR SEASON RUSHING/RECEIVING STATISTICS

DATE	TEAM	RECEIVING								RUSHING				
		GP	GS	NO.	YDS.	AVG.	LG	TD	NO.	YDS.	AVG.	LG	TD	
2023	Falcons	0	0	0	0	0.0	0	0	0	0	0.0	0	0	
2022	Falcons	2	0	0	0	0.0	0	0	0	0	0.0	0	0	
NFL TOTALS		2	0	0	0	0.0	0	0	0	0	0.0	0	0	



## JOSH ALI'S NFL REGULAR SEASON RETURN STATISTICS

DATE	TEAM	KICKOFF RETURNS					PUNT RETURNS					
		RET.	YDS.	AVG.	LG	TD	NO.	FC	YDS.	AVG.	LG	TD
2023	Falcons	0	0	0.0	0	0	0	0	0	0.0	0	0
2022	Falcons	0	0	0.0	0	0	0	0	0	0.0	0	0
<b>NFL TOTALS</b>		<b>0</b>	<b>0</b>	<b>0.0</b>	<b>0</b>	<b>0</b>	<b>0</b>	<b>0</b>	<b>0</b>	<b>0.0</b>	<b>0</b>	<b>0</b>

## JOSH ALI'S 2023 6XG REGULAR-SEASON STATISTICS (FALCONS)

DATE	OPPONENT	P/S	RECEIVING					RUSHING					W/L	SCORE
			NO.	YDS.	AVG.	LG	TD	NO.	YDS.	AVG.	LG	TD		
09/10	Panthers		ON INACTIVE LIST										W	24-10
09/17	Packers		ON INACTIVE LIST										W	25-24
09/24	at Lions		DID NOT PLAY (NON-INJURY)										L	6-20
10/01	at Jaguars		ON INACTIVE LIST										L	7-23
10/08	Texans		INJURED RESERVE										W	21-19
10/15	Commanders		INJURED RESERVE										L	16-24
10/22	at Buccaneers		INJURED RESERVE										W	16-13
10/29	at Titans		INJURED RESERVE										L	23-28
11/05	Vikings		INJURED RESERVE										L	28-31
11/12	at Cardinals		INJURED RESERVE										L	23-25
11/26	Saints		INJURED RESERVE										W	24-15
12/03	at Jets		INJURED RESERVE										W	13-8
12/10	Buccaneers		INJURED RESERVE										L	25-29
12/17	at Panthers		INJURED RESERVE										L	7-9
12/24	Colts		INJURED RESERVE										W	29-10
12/31	at Bears		INJURED RESERVE										L	17-37
01/07	at Saints		INJURED RESERVE										L	17-48
<b>2023 TOTALS</b>		<b>0-0</b>	<b>0</b>	<b>0</b>	<b>0.0</b>	<b>0</b>	<b>0</b>	<b>0</b>	<b>0</b>	<b>0.0</b>	<b>0</b>	<b>0</b>	<b>7-10</b>	

## JOSH ALI'S 2022 6XG REGULAR-SEASON STATISTICS (FALCONS)

DATE	OPPONENT	P/S	RECEIVING					RUSHING					W/L	SCORE
			NO.	YDS.	AVG.	LG	TD	NO.	YDS.	AVG.	LG	TD		
09/11	Saints		PRACTICE SQUAD										L	26-27
09/18	at Rams		PRACTICE SQUAD										L	27-31
09/25	at Seahawks		PRACTICE SQUAD										W	27-23
10/02	Browns		PRACTICE SQUAD										W	23-20
10/09	at Buccaneers		PRACTICE SQUAD										L	15-21
10/16	49ers		PRACTICE SQUAD										W	28-14
10/23	at Bengals		PRACTICE SQUAD										L	17-35
10/30	Panthers		PRACTICE SQUAD										W	37-34+
11/06	Chargers		PRACTICE SQUAD										L	17-20
11/10	at Panthers		PRACTICE SQUAD										L	15-25
11/20	Bears		PRACTICE SQUAD										W	27-24
11/27	at Commanders		PRACTICE SQUAD										L	13-19
12/04	Steelers		PRACTICE SQUAD										L	16-19
12/18	at Saints		PRACTICE SQUAD										L	18-21
12/24	at Ravens		PRACTICE SQUAD										L	9-17
01/01	Cardinals	P	0	0	0.0	0	0	0	0	0.0	0	0	W	20-19
01/08	Buccaneers		PRACTICE SQUAD										W	30-17
<b>2022 TOTALS</b>		<b>1-0</b>	<b>0</b>	<b>0</b>	<b>0.0</b>	<b>0</b>	<b>0</b>	<b>0</b>	<b>0</b>	<b>0.0</b>	<b>0</b>	<b>0</b>	<b>7-10</b>	

+- Overtime



# TYLER ALLGEIER

ACTIVE / RUNNING BACK

# 25



**Height:** 5-10

**DOB:** 4/15/2000 (age-24)

**Experience:** 3 Yrs

**With Falcons:** 3 Yrs

**Hometown:** Fontana, Calif.

**Weight:** 226 lbs

**School:** BYU

**Acquired:** D5 '22

**Pronunciation:** al-jeer

## CAREER

- » Has appeared in 33 games (10 starts) and has 396 carries for 1,718 yards (4.3 avg.) and seven rushing touchdowns in addition to tallying 34 receptions for 332 yards and two receiving touchdowns over two seasons for the Falcons.
- » In 2023, he rushed for 683 yards on 186 carries (3.7 avg.) and a single-season career-high four rushing touchdowns. He also added 193 receiving yards on 18 receptions (10.7 avg.) and one touchdown.
- » Played in 16 games (seven starts), totaling 1,174 yards from scrimmage (1,035 rushing, 139 receiving) on 226 touches in 2022.
- » Set a rookie franchise record in 2022, with 1,035 rushing yards, surpassing William Andrews' previous record of 1,023 yards in 1979. He became the sixth rookie selected in the fifth round-or-later, to rush for at least 1,000 yards in the past 20 seasons.
- » He averaged 107.8 yards per game over the final four games of the 2022 season against New Orleans, Baltimore, Arizona and Tampa Bay, second most in the NFL over that span.
- » In Week 14 vs. New Orleans, he rushed for a career-high 139 yards on 17 carries (8.2 avg.) and one rushing touchdown in 2022.

## HONORS

- » PFWA All-Rookie Selection (2022)

## COLLEGE

- » Allgeier played in 41 games (21 starts) over four years for the Cougars.
- » He totaled 2,899 yards on 452 carries with 36 touchdowns while averaging 6.4 yards per carry. He

also added 46 catches for 437 yards and one touchdown.

- » A former walk-on, Allgeier redshirted in 2018 and then spent time as a two-way player in 2019, playing both running back and linebacker.
- » The 5-foot-10, 224-pound running back was a second-team All-American in 2021 after he set a single-season school record with 1,601 rushing yards.
- » The Fontana, Calif., native led the FBS with 23 rushing touchdowns and averaged 5.8 yards per carry.
- » A physical runner, Allgeier recorded 70% of his rushing yardage after contact, according to The Athletic's Dane Brugler.
- » Allgeier had a breakout campaign in 2020, earning honorable mention All-America honors after leading the team with 1,130 yards on 150 carries.
- » He ranked seventh in the FBS, averaging 7.5 yards per carry, and tied for 10th with 13 rushing touchdowns.
- » During the 2019 season, Allgeier played both running back and linebacker posting 119 yards on 17 carries while notching 26 tackles.
- » He played four games in 2018 before redshirting.

## PERSONAL

- » He is the all-time leading rusher for Kaiser High School. Ran for more than 5,000 yards in high school, scored 56 rushing touchdowns, and averaged 8.3 yards per carry.
- » As a senior, he rushed for 2,470 yards on 231 carries and scored 29 touchdowns.
- » Allgeier was a two-way player that also posted 126 total tackles, five sacks, two interceptions and two fumble recoveries on defense.
- » He grew up in Fontana, California, same city as BYU all-time leading rusher Jamaal Williams.

## IN THE COMMUNITY

### GIVING BACK

- » Assisted teammate Keith Smith's "A December to Remember" with participants from Positive Impact International and Gwinnett County Safe Place.
- » Volunteered by serving lunch and packing meals for families at Crossroads Community Ministries.
- » Visited and spent time with patients at Children's Healthcare of Atlanta-Scottish Rite.
- » Participated in Hometown Huddle where the entire team volunteered and cleaned Anderson Park in Atlanta.
- » Spent a day celebrating hospital staff at Children's Healthcare of Atlanta-Egleston with a season kickoff party filled with games and food trucks.
- » Attended Fishing with the Falcons Boat Day, where players spends time fishing with military veterans.
- » Participated in the Fishing with the Falcons Captains Dinner.

## TRANSACTIONS

Originally selected by the Atlanta Falcons in the fifth round (151st overall) of the 2022 NFL Draft.

### REGULAR SEASON COMPARISON: RECEIVING/RUSHING - BALTIMORE RAVENS

DATE	OPP	RUSHING								RECEIVING					
		W/L	GP/GS	NO.	YDS.	AVG.	LG	TD	NO.	YDS.	AVG.	LG	TD	TGTS	YAC
12/24/22	ATL @ BLT	L	P	18	74	4.1	16	0	4	43	10.8	26	0	5	47
<b>TOTALS</b>		0/1	1/0	18	74	4.1	16	0	4	43	10.8	26	0	5	47

### TYLER ALLGEIER'S NFL REGULAR SEASON RUSHING/RECEIVING STATISTICS

DATE	TEAM	RUSHING							RECEIVING				
		GP	GS	NO.	YDS.	AVG.	LG	TD	NO.	YDS.	AVG.	LG	TD
2023	Falcons	17	3	186	683	3.7	31t	4	18	193	10.7	75t	1
2022	Falcons	16	7	210	1,035	4.9	44	3	16	139	8.7	26	1
<b>NFL TOTALS</b>		33	10	396	1,718	4.3	44	7	34	332	9.8	75T	2

### TYLER ALLGEIER'S NFL REGULAR SEASON RETURN STATISTICS

DATE	TEAM	KICKOFF RETURNS					PUNT RETURNS					
		RET.	YDS.	AVG.	LG	TD	NO.	FC	YDS.	AVG.	LG	TD
2023	Falcons	0	0	0.0	0	0	0	0	0	0.0	0	0
2022	Falcons	0	0	0.0	0	0	0	0	0	0.0	0	0
<b>NFL TOTALS</b>		0	0	0.0	0	0	0	0	0	0.0	0	0

### TYLER ALLGEIER'S SINGLE-GAME HIGHS: RUSHING/RECEIVING

<b>Rush Attempts</b>	24 vs. Tampa Bay Buccaneers, Jan 08, 2023 21 at Tampa Bay Buccaneers, Oct 22, 2023 20 vs. Arizona Cardinals, Jan 01, 2023	<b>Receiving Average</b>	17.7 at Tampa Bay Buccaneers, Oct 22, 2023 15.3 vs. Carolina Panthers, Oct 30, 2022 10.8 at Baltimore Ravens, Dec 24, 2022
<b>Rushing Yards</b>	139 at New Orleans Saints, Dec 18, 2022 135 vs. Tampa Bay Buccaneers, Jan 08, 2023 99 vs. Los Angeles Chargers, Nov 06, 2022	<b>Longest Receptions</b>	75t at Chicago Bears, Dec 31, 2023 46 at Tampa Bay Buccaneers, Oct 22, 2023 26 at Baltimore Ravens, Dec 24, 2022
<b>Rushing Average</b>	9.9 vs. Los Angeles Chargers, Nov 06, 2022 8.4 vs. Cleveland Browns, Oct 02, 2022 8.2 at New Orleans Saints, Dec 18, 2022	<b>Receiving TDs</b>	1 vs. Carolina Panthers, Oct 30, 2022
<b>Longest Runs</b>	44 vs. Los Angeles Chargers, Nov 06, 2022 43 at New Orleans Saints, Dec 18, 2022 42 vs. Cleveland Browns, Oct 02, 2022	<b>All-Purpose Yards</b>	136 at New Orleans Saints, Dec 18, 2022 135 vs. Tampa Bay Buccaneers, Jan 08, 2023 123 vs. Los Angeles Chargers, Nov 06, 2022
<b>Rushing TDs</b>	2 vs. Carolina Panthers, Sep 10, 2023 1 vs. Indianapolis Colts, Dec 24, 2023 1 vs. Minnesota Vikings, Nov 05, 2023 ...3 more at 1.	<b>Special Teams Tackles</b>	1 vs. Los Angeles Chargers, Nov 06, 2022
<b>Receptions</b>	4 at Baltimore Ravens, Dec 24, 2022 3 at New Orleans Saints, Jan 07, 2024 3 at Tampa Bay Buccaneers, Oct 22, 2023 ...3 more at 3.	<b>Most TDs</b>	2 vs. Carolina Panthers, Sep 10, 2023 1 at Chicago Bears, Dec 31, 2023 1 vs. Indianapolis Colts, Dec 24, 2023 ...5 more at 1.
<b>Receiving Yards</b>	75 at Chicago Bears, Dec 31, 2023 53 at Tampa Bay Buccaneers, Oct 22, 2023 46 vs. Carolina Panthers, Oct 30, 2022	<b>Miscellaneous Tackles</b>	1 at Baltimore Ravens, Dec 24, 2022

### TYLER ALLGEIER'S 100-YARD RUSHING GAMES (2): REGULAR SEASON

DATE	TEAM	ATT.	YDS.	AVG.	LG	TD
12/18/22	at Saints	17	139	8.2	43	1
01/08/23	BUCCANEE RS	24	135	5.6	28	0

## TYLER ALLGEIER'S 2023 GXG REGULAR-SEASON STATISTICS (FALCONS)

DATE	OPPONENT	P/S	RUSHING					RECEIVING					W/L	SCORE
			NO.	YDS.	AVG.	LG	TD	NO.	YDS.	AVG.	LG	TD		
09/10	Panthers	P	15	75	5.0	22	2	3	19	6.3	12	0	W	24-10
09/17	Packers	S	16	48	3.0	10	0	0	0	0.0	0	0	W	25-24
09/24	at Lions	P	7	12	1.7	5	0	2	17	8.5	16	0	L	6-20
10/01	at Jaguars	P	7	16	2.3	9	0	1	-4	-4.0	-4	0	W	7-23
10/08	Texans	P	17	40	2.4	12	0	0	0	0.0	0	0	W	21-19
10/15	Commanders	P	13	51	3.9	11	0	0	0	0.0	0	0	L	16-24
10/22	at Buccaneers	S	21	59	2.8	12	0	3	53	17.7	46	0	W	16-13
10/29	at Titans	P	8	31	3.9	9	0	0	0	0.0	0	0	L	23-28
11/05	Vikings	P	12	39	3.3	13	1	2	-9	-4.5	-1	0	L	28-31
11/12	at Cardinals	P	9	31	3.4	8	0	1	7	7.0	7	0	L	23-25
11/26	Saints	P	10	64	6.4	14	0	0	0	0.0	0	0	W	24-15
12/03	at Jets	P	8	26	3.3	6	0	0	0	0.0	0	0	W	13-8
12/10	Buccaneers	P	9	40	4.4	9	0	0	0	0.0	0	0	L	25-29
12/17	at Panthers	S	14	45	3.2	8	0	1	6	6.0	6	0	L	7-9
12/24	Colts	P	9	69	7.7	31t	1	1	19	19.0	19	0	W	29-10
12/31	at Bears	P	5	13	2.6	5	0	1	75	75.0	75t	1	L	17-37
01/07	at Saints	P	6	24	4.0	8	0	3	10	3.3	6	0	L	17-48
<b>2023 TOTALS</b>		<b>17-3</b>	<b>186</b>	<b>683</b>	<b>3.7</b>	<b>31T</b>	<b>4</b>	<b>18</b>	<b>193</b>	<b>10.7</b>	<b>75T</b>	<b>1</b>	<b>7-10</b>	

## TYLER ALLGEIER'S 2022 GXG REGULAR-SEASON STATISTICS (FALCONS)

DATE	OPPONENT	P/S	RUSHING					RECEIVING					W/L	SCORE
			NO.	YDS.	AVG.	LG	TD	NO.	YDS.	AVG.	LG	TD		
09/11	Saints		ON INACTIVE LIST										L	26-27
09/18	at Rams	P	10	30	3.0	9	0	0	0	0.0	0	0	L	27-31
09/25	at Seahawks	P	6	25	4.2	7	0	1	5	5.0	5	0	W	27-23
10/02	Browns	P	10	84	8.4	42	0	1	20	20.0	20	0	W	23-20
10/09	at Buccaneers	S	13	45	3.5	17	0	0	0	0.0	0	0	L	15-21
10/16	49ers	S	15	51	3.4	8	0	0	0	0.0	0	0	W	28-14
10/23	at Bengals	S	16	50	3.1	9	1	0	0	0.0	0	0	L	17-35
10/30	Panthers	S	14	39	2.8	13	0	3	46	15.3	25t	1	W	37-34+
11/06	Chargers	P	10	99	9.9	44	0	1	24	24.0	24	0	L	17-20
11/10	at Panthers	P	8	20	2.5	6	0	3	-17	-5.7	-5	0	L	15-25
11/20	Bears	P	8	55	6.9	26	0	1	9	9.0	9	0	W	27-24
11/27	at Commanders	P	11	54	4.9	15	0	0	0	0.0	0	0	L	13-19
12/04	Steelers	S	10	52	5.2	20	0	0	0	0.0	0	0	L	16-19
12/18	at Saints	S	17	139	8.2	43	1	1	-3	-3.0	-3	0	L	18-21
12/24	at Ravens	P	18	74	4.1	16	0	4	43	10.8	26	0	L	9-17
01/01	Cardinals	P	20	83	4.2	17	1	1	12	12.0	12	0	W	20-19
01/08	Buccaneers	S	24	135	5.6	28	0	0	0	0.0	0	0	W	30-17
<b>2022 TOTALS</b>		<b>16-7</b>	<b>210</b>	<b>1,035</b>	<b>4.9</b>	<b>44</b>	<b>3</b>	<b>16</b>	<b>139</b>	<b>8.7</b>	<b>26</b>	<b>1</b>	<b>7-10</b>	

+ - Overtime



# BRADLEE ANAE

ACTIVE / OUTSIDE LINEBACKER

# 47



**Height:** 6-3

**DOB:** 1/17/1998 (age-26)

**Experience:** 3 Yrs

**With Falcons:** 1 Yr

**Hometown:** Laie, Hawaii

**Weight:** 260 lbs

**School:** Utah

**Acquired:** FA-'24

**Pronunciation:** uh-NYE

## CAREER

- » Has appeared in 11 games for the Dallas Cowboys since entering the league in 2020, appearing mainly on special teams.
- » Also spent time with the New York Jets.

## COLLEGE

- » Attended the University of Utah in Salt Lake City, Utah.
- » Became Utah's ninth consensus All-America selection, earning first-team honors from multiple outlets and first-team All-Pac-12 honors and the Morris Trophy as the conference's most outstanding defensive lineman as a senior team captain.
- » Started all 14 games and was eighth in the FBS and second in Pac-12 with 13 sacks. Led the team with 14 tackles for loss and tallied 41 tackles.
- » Earned first-team All-Pac-12, starting all 14 games, and led the conference with eight sacks while tying for third with 15.5 tackles for loss (second on the team). His 51 tackles led the defensive line, and he

broke up three passes as a junior.

- » Played in 13 games (10 starts) as a sophomore and tied for the conference lead with three forced fumbles while recovering two. Also logged seven sacks with 39 tackles, a defensive line high.
- » Played in six games as a true freshman and logged four tackles and two sacks.

## PERSONAL

- » Was a Honolulu Star-Advertiser first-team all-state selection as a senior out of Kahuku High School in Laie, Hawaii, helping the team to a 13-0 record and a Division 1 state title.
- » Also played basketball and competed in high jump for Kahuku's track and field team.
- » Majored in financial planning.

## IN THE COMMUNITY

- » Participated in the Cowboys' 2020 Rookie Club Salute to Service Week.
- » Attended Cowboys' Annual Team Holiday Hospital Visits.

## TRANSACTIONS

- » Originally selected by the Dallas Cowboys in the fifth round (179th overall) of the 2020 NFL Draft.
- » Waived by the Dallas Cowboys on Nov. 2, 2021.
- » Signed to the Dallas Cowboys practice squad on Nov. 4, 2021.
- » Signed by the New York Jets on Jan. 19, 2022.
- » Released by the New York Jets on Aug. 30, 2022.
- » Signed to the New York Jets practice squad on Aug. 31, 2022.
- » Signed by the Atlanta Falcons on May 13, 2024.



### BRADLEE ANAE'S NFL REGULAR SEASON DEFENSIVE STATISTICS

DATE	TEAM	GP	TACKLES							INTERCEPTIONS							FUMBLES					ST				MISC	
			GS	TK	S	A	TFL	YDS	SK	YDS	QBH	NO	YDS	LG	TD	PD	FF	FR	TD	YDS	TK	S	A	FF	FR	S	A
2023	Jets	0	0	0	0	0	0	0	0.0	0.0	0	0	0	0	0	0	0	0	0	0	0	0	0	0	0	0	0
2022	Jets	0	0	0	0	0	0	0	0.0	0.0	0	0	0	0	0	0	0	0	0	0	0	0	0	0	0	0	0
2021	Cowboys	4	0	2	2	0	0	0	0.0	0.0	0	0	0	0	0	0	0	0	0	0	0	0	0	0	0	0	0
2020	Cowboys	7	0	0	0	0	0	0	0.0	0.0	1	0	0	0	0	0	0	0	0	0	0	0	0	0	0	0	0
NFL TOTALS		11	0	2	2	0	0	0	0.0	0.0	1	0	0	0	0	0	0	0	0	0	0	0	0	0	0	0	0

### BRADLEE ANAE'S NFL POSTSEASON DEFENSIVE STATISTICS

DATE	TEAM	GP	TACKLES							INTERCEPTIONS							FUMBLES					ST				MISC	
			GS	TK	S	A	TFL	YDS	SK	YDS	QBH	NO	YDS	LG	TD	PD	FF	FR	TD	YDS	TK	S	A	FF	FR	S	A
2021	Cowboys	0	0	0	0	0	0	0	0.0	0.0	0	0	0	0	0	0	0	0	0	0	0	0	0	0	0	0	0
NFL TOTALS		0	0	0	0	0	0	0	0.0	0.0	0	0	0	0	0	0	0	0	0	0	0	0	0	0	0	0	0

### BRADLEE ANAE'S SINGLE-GAME HIGHS: DEFENSIVE

**Total Tackles** 1 vs. New York Giants, Oct 10, 2021

**Solo Tackles** 1 vs. New York Giants, Oct 10, 2021

1 at Los Angeles Chargers, Sep 19, 2021

1 at Los Angeles Chargers, Sep 19, 2021

...1 more at 1.

### BRADLEE ANAE'S 2023 GXG REGULAR-SEASON STATISTICS (JETS)

DATE	OPPONENT	P/S	TACKLES							INTERCEPTIONS							FUMBLES					ST				MISC		
			T	YD	TF	YD	QB	N	YD	L	T	P	F	F	YD	T	F	F	S	A	W/L	SCORE						
			K	S	SK	S	L	S	H	O	S	G	D	D	F	R	D	S	K	S	A	F	R	S	A			
09/17	at Cowboys																									L	10-30	
09/24	Patriots																									L	10-15	
10/01	Chiefs																									L	20-23	
10/08	at Broncos																									W	31-21	
10/15	Eagles																									W	20-14	
10/29	at Giants																									W	13-10+	
11/06	Chargers																									L	6-27	
11/12	at Raiders																									L	12-16	
11/19	at Bills																									L	6-32	
11/24	Dolphins																									L	13-34	
12/03	Falcons																									L	8-13	
12/10	Texans																									W	30-6	
12/17	at Dolphins																									L	0-30	
12/24	Commanders																									W	30-28	
12/28	at Browns																									L	20-37	
01/07	at Patriots																									W	17-3	
2023 TOTALS			0	0	0	0.0	0	0	0	0	0	0	0	0	0	0	0	0	0	0	0	0	0	0	0	0	6-10	

+ - Overtime

### BRADLEE ANAE'S 2022 GXG REGULAR-SEASON STATISTICS (JETS)

		TACKLES				INTERCEPTIONS				FUMBLES				ST		MIS											
DATE	OPPONENT	P/S	T K	S	A	SK	YD S	TF L	YD S	QB H	N O	YD S	L G	T D	P D	F F	T R	YD S	T K	F A	F F	R	S	A	W/L	SCORE	
09/11	Ravens										DID NOT PLAY													L	9-24		
09/25	Bengals										PRACTICE SQUAD													L	12-27		
10/02	at Steelers										PRACTICE SQUAD													W	24-20		
10/09	Dolphins										PRACTICE SQUAD													W	40-17		
10/16	at Packers										PRACTICE SQUAD													W	27-10		
10/23	at Broncos										PRACTICE SQUAD													W	16-9		
10/30	Patriots										PRACTICE SQUAD													L	17-22		
11/06	Bills										PRACTICE SQUAD													W	20-17		
11/20	at Patriots										PRACTICE SQUAD													L	3-10		
11/27	Bears										PRACTICE SQUAD													W	31-10		
12/04	at Vikings										PRACTICE SQUAD													L	22-27		
12/11	at Bills										PRACTICE SQUAD													L	12-20		
12/18	Lions										PRACTICE SQUAD													L	17-20		
12/22	Jaguars										PRACTICE SQUAD													L	3-19		
01/01	at Seahawks										PRACTICE SQUAD													L	6-23		
01/08	at Dolphins										PRACTICE SQUAD													L	6-11		
2022 TOTALS			0	0	0	0	0	0	0	0	0	0	0	0	0	0	0	0	0	0	0	0	0	0	0	6-10	


### BRADLEE ANAE'S 2021 GXG REGULAR-SEASON STATISTICS (COWBOYS)

		TACKLES				INTERCEPTIONS				FUMBLES				ST		MISC											
DATE	OPPONENT	P/S	T K	S	A	SK	YDS TFL	YDS L	QB H	N O	YDS S	LG	TD	PD	F F	T R	YDS S	T K	F A	F F	R	S	A	W/L	SCORE		
09/09	at Buccaneers	P	0	0	0	0	0	0	0	0	0	0	0	0	0	0	0	0	0	0	0	0	0	0	L	29-31	
09/19	at Chargers	P	1	1	0	0	0	0	0	0	0	0	0	0	0	0	0	0	0	0	0	0	0	0	W	20-17	
09/27	Eagles										RESERVE/COVID-19													W	41-21		
10/03	Panthers										RESERVE/COVID-19													W	36-28		
10/10	Giants	P	1	1	0	0	0	0	0	0	0	0	0	0	0	0	0	0	0	0	0	0	0	0	W	44-20	
10/17	at Patriots										GAME INACTIVE													W	35-29+		
10/31	at Vikings	P	0	0	0	0	0	0	0	0	0	0	0	0	0	0	0	0	0	0	0	0	0	0	W	20-16	
11/07	Broncos										PRACTICE SQUAD													L	16-30		
11/14	Falcons										PRACTICE SQUAD													W	43-3		
11/21	at Chiefs										PRACTICE SQUAD													L	9-19		
11/25	Raiders										PRACTICE SQUAD													L	33-36+		
12/02	at Saints										PRACTICE SQUAD													W	27-17		
12/12	at Football Team										PRACTICE SQUAD													W	27-20		
12/19	at Giants										PRACTICE SQUAD													W	21-6		
12/26	Football Team										PRACTICE SQUAD													W	56-14		
01/02	Cardinals										PRACTICE SQUAD													L	22-25		
01/08	at Eagles										PRACTICE SQUAD													W	51-26		
2021 TOTALS			4-0	2	2	0	0	0	0	0	0	0	0	0	0	0	0	0	0	0	0	0	0	0	0	12-5	

+ - Overtime

### BRADLEE ANAE'S 2021 GXG POSTSEASON STATISTICS (COWBOYS)

		TACKLES				INTERCEPTIONS				FUMBLES				ST		MIS											
DATE	OPPONENT	P/S	T K	S	A	SK	YD S	TF L	YD S	QB H	N O	YD S	L G	T D	P D	F F	T R	YD S	T K	F A	F F	R	S	A	W/L	SCORE	
01/16	49ers										PRACTICE SQUAD													L	17-23		
2021 TOTALS			0	0	0	0	0	0	0	0	0	0	0	0	0	0	0	0	0	0	0	0	0	0	0	0-1	



# TROY ANDERSEN

ACTIVE / INSIDE LINEBACKER

# 44



**Height:** 6-4

**DOB:** 4/23/1999 (age-25)

**Experience:** 2 Yrs

**With Falcons:** 2 Yrs

**Weight:** 239 lbs

**School:** Montana State

**Acquired:** D2b '22

**Hometown:** Dillon, Mt.

## CAREER

- » Has played in 19 games (seven starts), totaling 80 tackles (41 solo), four tackles for loss, four quarterback hits, one pass defended, one forced fumble and 0.5 sack over two seasons (2022-23) for the Falcons.
- » In 2023, he started two games and registered 18 tackles (six solo), one tackle for loss, one quarterback hit and 0.5 sack before being placed on the Reserve/Injured List.
- » Played in all 17 games (five starts), totaling 62 total tackles (35 solo), three tackles for loss, three quarterback hits, one forced fumble and one pass defended in 2022. He also added seven special teams tackles (five solo).
- » In his first career start of the 2022 season in Week 6 vs. San Francisco, he recorded 12 total tackles (six solo), which is the second-most in a Falcons first-career start since 2000. Only DB Kemal Ishmael (14) had more in 2014.
- » Recorded his first career forced fumble in Week 16 vs. Baltimore in the 2022 season.
- » In 2022, tied for second on the team with seven special teams tackles and blocked a punt in the fourth quarter of Week 2 vs. Los Angeles Rams, which was returned for a touchdown.

## COLLEGE

- » Spent four seasons (2017-19; 2021) at Montana State University, where he played running back, linebacker and quarterback.
- » Tallied 214 total tackles, 27.5 tackles for loss, 10.5 sacks, 15 passes defended and three interceptions in 50 games (40 starts).
- » Also recorded the second-most rushing touchdowns (33), sixth-most 100-rushing yard games (11), and ninth-most rushing yards (2,260) in program history.

- » Notched 147 total tackles, 14 tackles for loss, 2.0 sacks, nine passes defended and two interceptions in 15 games (15 starts) in 2021.
- » Named the 2021 FCS ADA Defensive Player of the Year and was a unanimous first-team All-American.
- » 2020 season was cancelled due to COVID-19.
- » Played running back and linebacker in 2019 and earned first-team All-America and first-team All-Big Sky honors, recording 54 total tackles, 11.5 tackles for loss, 6.5 sacks, six passes defended, one interception, seven rushing touchdowns and one touchdown pass.
- » Began his career as a running back and linebacker, rushing for 515 yards on 90 carries (5.7 avg.) and five touchdowns, adding seven catches for 45 yards and one touchdown in 2017, and was named the Big Sky Freshman of the Year in 2017.
- » Converted to quarterback and earned first-team All-Big Sky honors and third-team All-America honors with a school-record 21 rushing touchdowns in 2018.

## PERSONAL

- » Native of Dillon, Mt., where he attended Beaverhead County High School.
- » Helped lead Beaverhead to Class A title games as a junior and senior, winning the 2016 championship.
- » Named a Class A all-state quarterback as a junior and senior.
- » Earned All-USA Montana first team safety and Defensive Player of the Year honors.
- » Threw for 1,403 yards in 2016, rushing for 877 and accounting for 30 total touchdowns, while also recording 71 tackles, three interceptions and two fumbles recovered.
- » Also lettered in basketball and track.

## IN THE COMMUNITY

### GIVING BACK

- » Volunteered by serving lunch and packing meals for families at Crossroads Community Ministries.
- » Visited and spent time with patients at Children's Healthcare of Atlanta-Scottish Rite.
- » Participated in Hometown Huddle where the entire team volunteered and cleaned Anderson Park in Atlanta.
- » Participated in a physical education class with students at Eagle Ranch.
- » Attended Fishing with the Falcons Boat Day, where players spend time fishing with military veterans.

## TRANSACTIONS

- » Originally selected by the Atlanta Falcons in the second round (58th overall) of the 2022 NFL Draft.
- » Placed on the Reserve/Injured List on Sept. 26, 2023.

### REGULAR SEASON COMPARISON: DEFENSIVE - BALTIMORE RAVENS

		TACKLES											MISC				
DATE	OPP	W/L	GP/GS	TOT	SOLO	ASST	SACK	YDS.	INT	TFL	PD	QBH	TD	FF	FR		
12/24/22	ATL @ BLT	L	S	3	1	2	0.0	0.0	0	0	0	0	0	0	1	0	
<b>TOTALS</b>		0/1	1/1	3	1	2	0.0	0.0	0	0	0	0	0	0	1	0	

### TROY ANDERSEN'S NFL REGULAR SEASON DEFENSIVE STATISTICS

		TACKLES											INTERCEPTIONS						FUMBLES					ST			MISC		
DATE	TEAM	GP	GS	TK	S	A	TFL	YDS	SK	YDS	QBH	NO	YDS	LG	TD	PD	FF	FR	TD	YDS	TK	S	A	FF	FR	S	A		
2023	Falcons	2	2	18	6	12	1	3	0.5	3.5	1	0	0	0	0	0	0	0	0	0	1	1	0	0	0	0	0	0	
2022	Falcons	17	5	62	35	27	3	3	0.0	0.0	3	0	0	0	0	1	1	0	0	0	7	5	2	0	0	0	0		
<b>NFL TOTALS</b>		19	7	80	41	39	4	6	0.5	3.5	4	0	0	0	0	1	1	0	0	0	8	6	2	0	0	0	0		

### TROY ANDERSEN'S SINGLE-GAME HIGHS: DEFENSIVE

- Total Tackles** 12 vs. San Francisco 49ers, Oct 16, 2022  
10 vs. Carolina Panthers, Sep 10, 2023  
8 at Detroit Lions, Sep 24, 2023
- Tackles For Loss** 1 vs. Carolina Panthers, Sep 10, 2023  
1 at Washington Commanders, Nov 27, 2022  
...2 more at 1.
- Solo Tackles** 6 vs. San Francisco 49ers, Oct 16, 2022  
5 at New Orleans Saints, Dec 18, 2022  
4 vs. Chicago Bears, Nov 20, 2022  
...1 more at 4.
- Special Teams Tackles** 1 at Detroit Lions, Sep 24, 2023  
1 vs. Tampa Bay Buccaneers, Jan 08, 2023  
...6 more at 1.
- Forced Fumbles** 1 at Baltimore Ravens, Dec 24, 2022

### TROY ANDERSEN'S 2023 GXG REGULAR-SEASON STATISTICS (FALCONS)

		TACKLES											INTERCEPTIONS						FUMBLES					ST			MIS C		
DATE	OPPONENT	P/S	T	K	SA	SK	YD	TF	YD	QB	N	YD	L	T	P	F	F	YD	T	F	F	S	A	W/L	SCORE				
09/10	Panthers	S	10	3	7	0.	3.5	1	3	1	0	0	0	0	0	0	0	0	0	0	0	0	0	0	W	24-10			
09/17	Packers		ON INACTIVE LIST																					W	25-24				
09/24	at Lions	S	8	3	5	0.	0.0	0	0	0	0	0	0	0	0	0	0	0	1	1	0	0	0	L	6-20				
10/01	at Jaguars		INJURED RESERVE																				L	7-23					
10/08	Texans		INJURED RESERVE																				W	21-19					
10/15	Commanders		INJURED RESERVE																				L	16-24					
10/22	at Buccaneers		INJURED RESERVE																				W	16-13					
10/29	at Titans		INJURED RESERVE																				L	23-28					
11/05	Vikings		INJURED RESERVE																				L	28-31					
11/12	at Cardinals		INJURED RESERVE																				L	23-25					
11/26	Saints		INJURED RESERVE																				W	24-15					
12/03	at Jets		INJURED RESERVE																				W	13-8					
12/10	Buccaneers		INJURED RESERVE																				L	25-29					
12/17	at Panthers		INJURED RESERVE																				L	7-9					
12/24	Colts		INJURED RESERVE																				W	29-10					
12/31	at Bears		INJURED RESERVE																				L	17-37					
01/07	at Saints		INJURED RESERVE - DESIGNATED FOR RETURN																				L	17-48					
<b>2023 TOTALS</b>		2-2	18	6	1	0.	3.5	1	3	1	0	0	0	0	0	0	0	0	1	1	0	0	0	0	7-10				

**TROY ANDERSEN'S 2022 GXG REGULAR-SEASON STATISTICS (FALCONS)**

DATE	OPPONENT	P/S	TACKLES							INTERCEPTIONS				FUMBLES			ST		MISC		W/L	SCORE					
			TK	S	A	SK	YDS	TFL	YDS	QBH	NO	YDS	LG	TD	PD	FF	FR	TD	YDS	TK			S	A	FF	FR	S
09/11	Saints	P	0	0	0	0.0	0.0	0	0	0	0	0	0	0	0	0	0	0	0	0	0	0	0	0	0	L	26-27
09/18	at Rams	P	1	0	10.0	0.0	0	0	0	0	0	0	0	0	0	0	0	0	1	1	0	0	0	0	0	L	27-31
09/25	at Seahawks	P	3	3	0	0.0	0.0	0	0	0	0	0	0	0	0	0	0	0	0	0	0	0	0	0	0	W	27-23
10/02	Browns	P	2	0	20.0	0.0	0	0	0	0	0	0	0	0	0	0	0	0	1	0	1	0	0	0	0	W	23-20
10/09	at Buccaneers	P	4	3	10.0	0.0	1	2	1	0	0	0	0	0	0	0	0	0	1	1	0	0	0	0	0	L	15-21
10/16	49ers	S	12	6	60.0	0.0	0	0	0	0	0	0	0	0	0	0	0	0	1	1	0	0	0	0	0	W	28-14
10/23	at Bengals	P	6	4	20.0	0.0	0	0	0	0	0	0	0	0	0	0	0	0	0	0	0	0	0	0	0	L	17-35
10/30	Panthers	P	1	0	10.0	0.0	0	0	0	0	0	0	0	0	0	0	0	0	0	0	0	0	0	0	0	W	37-34+
11/06	Chargers	P	0	0	0	0.0	0.0	0	0	0	0	0	0	1	0	0	0	0	0	0	0	0	0	0	0	L	17-20
11/10	at Panthers	P	1	0	10.0	0.0	0	0	0	0	0	0	0	0	0	0	0	0	0	0	0	0	0	0	0	L	15-25
11/20	Bears	P	5	4	10.0	0.0	1	1	0	0	0	0	0	0	0	0	0	0	0	0	0	0	0	0	0	W	27-24
11/27	at Commanders	P	5	2	30.0	0.0	1	0	0	0	0	0	0	0	0	0	0	0	0	0	0	0	0	0	0	L	13-19
12/04	Steelers	P	4	2	20.0	0.0	0	0	0	0	0	0	0	0	0	0	0	0	0	0	0	0	0	0	0	L	16-19
12/18	at Saints	S	7	5	20.0	0.0	0	0	0	0	0	0	0	0	0	0	0	0	0	0	0	0	0	0	0	L	18-21
12/24	at Ravens	S	3	1	20.0	0.0	0	0	0	0	0	0	0	0	1	0	0	0	1	1	0	0	0	0	0	L	9-17
01/01	Cardinals	S	5	2	30.0	0.0	0	0	0	0	0	0	0	0	0	0	0	0	1	0	1	0	0	0	0	W	20-19
01/08	Buccaneers	S	3	3	0	0.0	0.0	0	0	2	0	0	0	0	0	0	0	0	1	1	0	0	0	0	0	W	30-17
<b>2022 TOTALS</b>		<b>17-5</b>	<b>62</b>	<b>35</b>	<b>27</b>	<b>0.0</b>	<b>0.0</b>	<b>3</b>	<b>3</b>	<b>3</b>	<b>0</b>	<b>0</b>	<b>0</b>	<b>1</b>	<b>1</b>	<b>0</b>	<b>0</b>	<b>0</b>	<b>7</b>	<b>5</b>	<b>2</b>	<b>0</b>	<b>0</b>	<b>0</b>	<b>0</b>	<b>7-10</b>	

+- Overtime





# ZACK BAILEY

ACTIVE / OFFENSIVE LINEMAN

# 61



**Height:** 6-5

**DOB:** 11/8/1995 (age-28)

**Experience:** 1 Yr

**With Falcons:** 1 Yr

**Weight:** 300 lbs

**School:** South Carolina

**Acquired:** FA-'24

**Hometown:** Summerville, S.C.

## CAREER

- » Spent the last two seasons (2022-23) on the Los Angeles Chargers' practice squad, appearing in one game.
- » Also spent time with the Minnesota Vikings, Indianapolis Colts and Tampa Bay Buccaneers.

## COLLEGE

- » Played in 46 games (38 starts), over four seasons (2015-2018) at the University of South Carolina in Columbia, S.C.
- » As a senior (2018), Bailey started 12 games for the Gamecocks at left guard.
- » Named a team captain and was given the Tenacity

## TRANSACTIONS

Originally signed with the Tampa Bay Buccaneers following the 2019 NFL Draft.

Released by the Tampa Bay Buccaneers on Sept. 4, 2020.

Signed with the Tampa Bay Buccaneers' practice squad on Sept. 6, 2020.

Released by the Tampa Bay Buccaneers' practice squad on Nov. 3, 2020.

Signed to a reserve/futures contract with the Minnesota Vikings on Jan. 4, 2021.

Released by the Minnesota Vikings on Aug. 31, 2021.

Signed to the Minnesota Vikings' practice squad on Sept. 1, 2021.

Released by the Minnesota Vikings' practice squad on Oct. 13, 2021.

Signed by the Indianapolis Colts' practice squad on Oct. 15, 2021.

Released by the Indianapolis Colts' practice squad on Oct. 26, 2021.

Signed by the Washington Commanders' practice squad on Nov. 2, 2021.

Released by the Washington Commanders' practice squad on Dec. 23, 2021.

Signed by the Washington Commanders on Jan. 10, 2022.

Released by the Washington Commanders on May 16, 2022.

Acquired by the Los Angeles Chargers via waiver on May 17, 2022.

Released by the Los Angeles Chargers on Aug. 30, 2022.

Signed by the Los Angeles Chargers' practice squad on Aug. 31, 2022.

Signed by the Los Angeles Chargers on Jan. 16, 2023.

Released by the Los Angeles Chargers on Aug. 29, 2023.

Signed to the Los Angeles Chargers' practice squad on Aug. 30, 2023.

Signed with the Atlanta Falcons on Jul. 24, 2024.

Award for the offense by his teammates, as well as recognized as Second Team All-SEC.

- » In 2017, he started eight games at right tackle and was on the SEC Fall Academic Honor Roll.
- » As a sophomore (2016), he started all 13 games at left guard.
- » In 2015, as a true freshman, played in 12 games (five starts) at center and left guard.

## PERSONAL

- » Born in Summerville, S.C.
- » Attended Summerville High School in Summerville, S.C.
- » Majored in criminal justice.

## ZACK BAILEY'S NFL REGULAR SEASON STATISTICS

DATE	TEAM	GP	GS
2023	Chargers	0	0
2022	Chargers	1	0
2021	Colts	0	0
Went from Minnesota to Indianapolis.			
2021	Vikings	0	0
2021	<b>TOTAL</b>	<b>0</b>	<b>0</b>
2020	Buccaneers	0	0
2019	Buccaneers	0	0
<b>NFL TOTALS</b>		<b>1</b>	<b>0</b>

## ZACK BAILEY'S NFL POSTSEASON STATISTICS

DATE	TEAM	GP	GS
2022	Chargers	0	0
<b>NFL TOTALS</b>		<b>0</b>	<b>0</b>

## ZACK BAILEY'S 2023 GXG REGULAR-SEASON STATISTICS (CHARGERS)

DATE	OPPONENT	P/S		W/L	SCORE
09/17	at Titans		PRACTICE SQUAD	L	24-27+
09/24	at Vikings		PRACTICE SQUAD	W	28-24
10/01	Raiders		ON INACTIVE LIST	W	24-17
10/16	Cowboys		ON INACTIVE LIST	L	17-20
10/22	at Chiefs		ON INACTIVE LIST	L	17-31
10/29	Bears		ON INACTIVE LIST	W	30-13
11/06	at Jets		ON INACTIVE LIST	W	27-6
11/12	Lions		ON INACTIVE LIST	L	38-41
11/19	at Packers		ON INACTIVE LIST	L	20-23
11/26	Ravens		ON INACTIVE LIST	L	10-20
12/03	at Patriots		ON INACTIVE LIST	W	6-0
12/10	Broncos		INJURED RESERVE	L	7-24
12/14	at Raiders		INJURED RESERVE	L	21-63
12/23	Bills		INJURED RESERVE	L	22-24
12/31	at Broncos		INJURED RESERVE	L	9-16
01/07	Chiefs		INJURED RESERVE	L	12-13
<b>2023 TOTALS</b>		<b>0-0</b>		<b>5-11</b>	

+- Overtime

## ZACK BAILEY'S 2022 GXG REGULAR-SEASON STATISTICS (CHARGERS)

DATE	OPPONENT	P/S		W/L	SCORE
09/11	Raiders		PRACTICE SQUAD	W	24-19
09/15	at Chiefs		PRACTICE SQUAD	L	24-27
09/25	Jaguars		PRACTICE SQUAD	L	10-38
10/02	at Texans		PRACTICE SQUAD	W	34-24
10/09	at Browns		PRACTICE SQUAD	W	30-28
10/17	Broncos		PRACTICE SQUAD	W	19-16+
10/23	Seahawks		PRACTICE SQUAD	L	23-37
11/06	at Falcons		PRACTICE SQUAD	W	20-17
11/13	at 49ers		PRACTICE SQUAD	L	16-22
11/20	Chiefs		PRACTICE SQUAD	L	27-30
11/27	at Cardinals		PRACTICE SQUAD	W	25-24
12/04	at Raiders		PRACTICE SQUAD	L	20-27
12/11	Dolphins		PRACTICE SQUAD	W	23-17
12/18	Titans		PRACTICE SQUAD	W	17-14
12/26	at Colts		PRACTICE SQUAD	W	20-3
01/01	Rams		PRACTICE SQUAD	W	31-10
01/08	at Broncos		PRACTICE SQUAD	L	28-31
<b>2022 TOTALS</b>		<b>0-0</b>		<b>10-7</b>	

+- Overtime


### ZACK BAILEY'S 2021 GXG REGULAR-SEASON STATISTICS (VIKINGS/COLTS)

DATE	OPPONENT	P/S		W/L	SCORE
09/12	at Bengals		DID NOT PLAY	L	24-27+
09/19	at Cardinals		DID NOT PLAY	L	33-34
09/26	Seahawks		DID NOT PLAY	W	30-17
10/03	Browns		DID NOT PLAY	L	7-14
10/10	Lions		DID NOT PLAY	W	19-17
			Went from Vikings to Colts.		
10/17	Texans		PRACTICE SQUAD	W	31-3
10/24	at 49ers		PRACTICE SQUAD	W	30-18
10/31	Titans		NOT ON ROSTER	L	31-34+
11/04	Jets		NOT ON ROSTER	W	45-30
11/14	Jaguars		NOT ON ROSTER	W	23-17
11/21	at Bills		NOT ON ROSTER	W	41-15
11/28	Buccaneers		NOT ON ROSTER	L	31-38
12/05	at Texans		NOT ON ROSTER	W	31-0
12/18	Patriots		NOT ON ROSTER	W	27-17
12/25	at Cardinals		NOT ON ROSTER	W	22-16
01/02	Raiders		NOT ON ROSTER	L	20-23
01/09	at Jaguars		NOT ON ROSTER	L	11-26
<b>2021 TOTALS</b>		<b>0-0</b>		<b>10-7</b>	

+ - Overtime

### ZACK BAILEY'S 2022 GXG POSTSEASON STATISTICS (CHARGERS)

DATE	OPPONENT	P/S		W/L	SCORE
01/14	at Jaguars		PRACTICE SQUAD	L	30-31
<b>2022 TOTALS</b>		<b>0-0</b>		<b>0-1</b>	



# JESSIE BATES III

ACTIVE / SAFETY

# 3



**Height:** 6-1

**DOB:** 2/26/1997 (age-27)

**Experience:** 7 Yrs

**With Falcons:** 2 Yrs

**Weight:** 200 lbs

**School:** Wake Forest

**Acquired:** FA-'23

**Hometown:** Fort Wayne, Ind.



## CAREER

- » Started all 96 games, recording 609 tackles (414 solo), 54 passes defended and 20 interceptions over six seasons for the Falcons and Bengals.
- » In 2023, he started all 17 games, recording single-season career highs in tackles (132), interceptions (six) and forced fumbles (three), while adding 11 passes defended, three tackles for loss and one quarterback hit.
- » Led the team in tackles and became the first player in franchise history to record at least 100 tackles (132) and six interceptions in a season.
- » Started 16 games in 2022, registering 71 tackles (38 solo), eight passes defended, four interceptions, one forced fumble and one tackle for loss.
- » In 2021, he started all 15 games, tallying 88 tackles (67 solo), four passes defended, three tackles for loss, one interception, one quarterback hit and one fumble recovery.
- » He started all 16 games in 2020, recording 107 tackles (76 solo), a single-season career-high 15 passes defended, three interceptions, two tackles for loss, one forced fumble and one quarterback hit.
- » 2020 marked his third consecutive season with 100-or-more total tackles.
- » Started all 16 games in 2019, posting 100 tackles (71 solo), nine passes defended, three interceptions, one forced fumble and one fumble recovery.
- » In his rookie season in 2018, he registered 111 tackles (73 solo), seven passes defended, three interceptions and one defensive touchdown, the first of his career.

## HONORS

- » Pro Bowl Selection (2023)
- » NFC Defensive Player of the Week (2x - Week 1, 2023; Week 12, 2023)
- » 2x Second-team AP All-Pro (2020, 2023)
- » Players' All-Pro Team via NFLPA (2023)
- » PFWA All-NFL Team (2023)
- » PFWA All-NFC Team (2023)
- » Sporting News NFL All-Pro Team (2023)
- » PFWA All-Rookie Team (2018)

## TRANSACTIONS

- » Originally selected by the Cincinnati Bengals in the second round (54th overall) of the 2018 NFL Draft.
- » Re-signed by the Cincinnati Bengals on August 23, 2022 (franchise tag).

## COLLEGE

- » Played three seasons (2015-17) at Wake Forest in Winston-Salem, NC.
- » In 24 games at Wake Forest, he posted 179 tackles (120 solo), 9.5 tackles for losses, six interceptions, nine passes defended and two forced fumbles.
- » Averaged 32.5 return yards on six career interceptions, and his 195 total return yards were the third-most in school history.
- » Also was a punt returner, with 26 career returns for 234 yards (9.0) and a TD.
- » In 2017, he played in 11 games, totaling 77 tackles (49 solo), six passes defended, six tackles for loss, one interception and one forced fumble.
- » Had a 59-yard punt return for a touchdown in the Belk Bowl, the first punt return for a touchdown in Wake Forest bowl history.
- » In his redshirt freshman year in 2016, he recorded single-season career highs in total tackles (100), interceptions (five) and touchdowns (two), while adding four passes defended and 3.5 tackles for loss.
- » Named a consensus Freshman All-American and earned first-team Freshman All-America honors from the Football Writers Association of America, USA Today, Campus Insiders, ESPN, Athlon and Sports on Earth.
- » Runner-up for ACC Defensive Rookie of the Year after finishing second in the ACC with five interceptions.
- » Only freshman in the country to return two interceptions for touchdowns in 2016.

## PERSONAL

- » Born in Fort Wayne, IN.
  - » Attended Snider High School in Fort Wayne, IN.
  - » Team captain as a senior.
  - » A two-time first-team all-state selection by the Associated Press in 2013 and 2014.
  - » Earned first-team all-state honors from USA Today in 2014.
  - » As a senior in 2014, recorded nine interceptions tying the mark of NFL Hall of Famer Rod Woodson.
- He also played point guard for the Snider basketball team.
- » Son of Theresa Ladd.

» Signed by the Atlanta Falcons on March 16, 2023.

### REGULAR SEASON COMPARISON: DEFENSIVE - BALTIMORE RAVENS

DATE	OPP	W/L	GP/GS	TACKLES							MISC						
				TOT	SOLO	ASST	SACK	YDS.	INT	TFL	PD	QBH	TD	FF	FR		
9/13/18	CIN vs. BLT	W	S	3	3	0	0.0	0.0	1	0	1	0	0	0	0	0	0
11/18/18	CIN @ BLT	L	S	9	7	2	0.0	0.0	0	0	0	0	0	0	0	0	0
10/13/19	CIN @ BLT	L	S	8	6	2	0.0	0.0	0	0	1	0	0	0	0	0	0
11/10/19	CIN vs. BLT	L	S	8	7	1	0.0	0.0	1	0	1	0	0	0	0	0	0
10/11/20	CIN @ BLT	L	S	7	6	1	0.0	0.0	0	0	2	0	0	0	0	0	0
1/3/21	CIN vs. BLT	L	S	8	5	3	0.0	0.0	0	0	0	0	0	0	0	0	0
10/24/21	CIN @ BLT	W	S	7	4	3	0.0	0.0	0	1	0	0	0	0	0	0	0
12/26/21	CIN vs. BLT	W	S	5	4	1	0.0	0.0	0	0	0	0	0	0	0	0	0
10/9/22	CIN @ BLT	L	S	6	5	1	0.0	0.0	0	0	0	0	0	0	0	0	0
1/8/23	CIN vs. BLT	W	S	8	3	5	0.0	0.0	1	0	1	0	0	0	0	1	0
<b>TOTALS</b>				4/6	10/10	69	50	19	0.0	0.0	3	1	6	0	0	1	0

### POSTSEASON COMPARISON: DEFENSIVE - BALTIMORE RAVENS

DATE	OPP	W/L	GP/GS	TACKLES							MISC						
				TOT	SOLO	ASST	SACK	YDS.	INT	TFL	PD	QBH	TD	FF	FR		
1/15/23	CIN vs. BLT	W	S	9	8	1	0.0	0.0	0	1	0	0	0	0	0	0	0
<b>TOTALS</b>			1/1	9	8	1	0.0	0.0	0	1	0	0	0	0	0	0	0

### JESSIE BATES III'S NFL REGULAR SEASON DEFENSIVE STATISTICS

DATE	TEAM	GP	GS	TK	TACKLES							INTERCEPTIONS							FUMBLES					ST			MISC	
					S	A	TFL	YDS	SK	YD	S	QBH	NO	YDS	LG	TD	PD	FF	FR	TD	YD	TK	S	A	FF	FR	S	A
2023	Falcons	17	17	132	89	43	3	6	0.0	0.0	1	6	95	92	1	11	3	0	0	0	0	0	0	0	0	0	0	0
2022	Bengals	16	16	71	38	33	1	2	0.0	0.0	0	4	28	16	0	8	1	0	0	0	0	0	0	0	0	0	0	0
2021	Bengals	15	15	88	67	21	3	6	0.0	0.0	1	1	65	65	0	4	0	1	0	46	0	0	0	0	0	0	0	0
2020	Bengals	16	16	107	76	31	2	5	0.0	0.0	1	3	12	12	0	15	1	0	0	0	2	2	0	0	0	0	0	0
2019	Bengals	16	16	100	71	29	0	0	0.0	0.0	0	3	33	20	0	9	1	1	0	0	0	0	0	0	0	0	0	0
2018	Bengals	16	16	111	73	38	0	0	0.0	0.0	0	3	42	21	1	7	0	0	0	0	0	0	0	0	0	0	0	0
<b>NFL TOTALS</b>		96	96	609	414	195	9	19	0.0	0.0	3	20	275	92	2	54	6	2	0	46	2	2	0	0	0	0	0	0

### JESSIE BATES III'S NFL POSTSEASON DEFENSIVE STATISTICS

DATE	TEAM	GP	GS	TK	TACKLES							INTERCEPTIONS							FUMBLES					ST			MISC		
					S	A	TFL	YDS	SK	YDS	QBH	NO	YDS	LG	TD	PD	FF	FR	TD	YDS	TK	S	A	FF	FR	S	A		
2022	Bengals	3	3	20	16	4	1	1	0.0	0.0	0	0	0	0	0	0	0	0	0	0	0	0	0	0	0	0	0	0	0
2021	Bengals	4	4	20	11	9	0	0	0.0	0.0	0	2	0	0	0	6	0	0	0	0	0	0	0	0	0	0	0	0	0
<b>NFL TOTALS</b>		7	7	40	27	13	1	1	0.0	0.0	0	2	0	0	0	6	0	0	0	0	0	0	0	0	0	0	0	0	0



**JESSIE BATES III'S SINGLE-GAME HIGHS: DEFENSIVE**

<b>Total Tackles</b>	13 at Arizona Cardinals, Nov 12, 2023 13 at Miami Dolphins, Dec 06, 2020 12 vs. New Orleans Saints, Nov 26, 2023 ...2 more at 12.	<b>Tackles For Loss</b>	1 at Chicago Bears, Dec 31, 2023 1 vs. Tampa Bay Buccaneers, Dec 10, 2023 ...7 more at 1.
<b>Solo Tackles</b>	11 at Arizona Cardinals, Nov 12, 2023 10 at Miami Dolphins, Dec 06, 2020 9 at Chicago Bears, Dec 31, 2023 ...1 more at 9.	<b>Interceptions</b>	2 vs. Carolina Panthers, Sep 10, 2023 1 vs. Indianapolis Colts, Dec 24, 2023 1 at New York Jets, Dec 03, 2023 ...16 more at 1.
<b>Passes Defensed</b>	3 at Cleveland Browns, Dec 08, 2019 2 vs. Indianapolis Colts, Dec 24, 2023 2 at New York Jets, Dec 03, 2023 ...9 more at 2.	<b>Interception Return Yards</b>	92 vs. New Orleans Saints, Nov 26, 2023 65 at New York Jets, Oct 31, 2021 21 vs. Tampa Bay Buccaneers, Oct 28, 2018 ...1 more at 21.
<b>Forced Fumbles</b>	1 vs. New Orleans Saints, Nov 26, 2023 1 at Jacksonville Jaguars, Oct 01, 2023 ...4 more at 1.	<b>Special Teams Tackles</b>	1 at Houston Texans, Dec 27, 2020 1 vs. Dallas Cowboys, Dec 13, 2020
<b>Fumble Recoveries</b>	1 vs. Los Angeles Chargers, Dec 05, 2021 1 at Pittsburgh Steelers, Sep 30, 2019	<b>Longest Opp Fumble Return</b>	46 vs. Los Angeles Chargers, Dec 05, 2021

**JESSIE BATES III'S SINGLE-GAME HIGHS - POSTSEASON: DEFENSIVE**

<b>Total Tackles</b>	6 vs. Los Angeles Rams, Feb 13, 2022 6 vs. Las Vegas Raiders, Jan 15, 2022 4 at Kansas City Chiefs, Jan 30, 2022 ...1 more at 4.	<b>Passes Defensed</b>	3 vs. Las Vegas Raiders, Jan 15, 2022 1 vs. Los Angeles Rams, Feb 13, 2022 1 at Kansas City Chiefs, Jan 30, 2022 ...1 more at 1.
<b>Solo Tackles</b>	4 at Tennessee Titans, Jan 22, 2022 3 vs. Los Angeles Rams, Feb 13, 2022 2 at Kansas City Chiefs, Jan 30, 2022 ...1 more at 2.	<b>Interceptions</b>	1 vs. Los Angeles Rams, Feb 13, 2022 1 at Tennessee Titans, Jan 22, 2022

**JESSIE BATES III'S 2023 GXG REGULAR-SEASON STATISTICS (FALCONS)**

DATE	OPPONENT	P/S	TACKLES							INTERCEPTIONS				FUMBLES				ST		MIS C		W/L	SCORE							
			TK	S	A	SK	YD	TF	YD	QB	N	YD	T	P	F	F	YD	T	F	F	R			S	A					
09/10	Panthers	S	10	5	5	0	0.0	0	0	0	0	2	3	3	0	2	1	0	0	0	0	0	0	0	0	0	0	0	W	24-10
09/17	Packers	S	3	3	0	0	0.0	0	0	0	0	0	0	0	0	0	0	0	0	0	0	0	0	0	0	0	0	0	W	25-24
09/24	at Lions	S	11	6	5	0	0.0	0	0	0	0	1	0	0	0	1	0	0	0	0	0	0	0	0	0	0	0	L	6-20	
10/01	at Jaguars	S	8	5	3	0	0.0	1	0	1	0	0	0	0	0	1	0	0	0	0	0	0	0	0	0	0	0	L	7-23	
10/08	Texans	S	2	2	0	0	0.0	0	0	0	0	0	0	0	0	1	0	0	0	0	0	0	0	0	0	0	0	W	21-19	
10/15	Commanders	S	5	3	2	0	0.0	0	0	0	0	0	0	0	0	0	0	0	0	0	0	0	0	0	0	0	0	L	16-24	
10/22	at Buccaneers	S	6	5	1	0	0.0	0	0	0	0	0	0	0	0	0	0	0	0	0	0	0	0	0	0	0	0	W	16-13	
10/29	at Titans	S	7	3	4	0	0.0	0	0	0	0	0	0	0	0	0	0	0	0	0	0	0	0	0	0	0	0	L	23-28	
11/05	Vikings	S	8	5	3	0	0.0	0	0	0	0	0	0	0	0	1	0	0	0	0	0	0	0	0	0	0	0	L	28-31	
11/12	at Cardinals	S	13	11	2	0	0.0	0	0	0	0	0	0	0	0	0	0	0	0	0	0	0	0	0	0	0	0	L	23-25	
11/26	Saints	S	12	7	5	0	0.0	0	0	0	0	1	92	92	1	1	1	0	0	0	0	0	0	0	0	0	0	W	24-15	
12/03	at Jets	S	7	5	2	0	0.0	0	0	0	0	1	0	0	0	2	0	0	0	0	0	0	0	0	0	0	0	W	13-8	
12/10	Buccaneers	S	9	7	2	0	0.0	1	5	0	0	0	0	0	0	1	0	0	0	0	0	0	0	0	0	0	0	L	25-29	
12/17	at Panthers	S	10	5	5	0	0.0	0	0	0	0	0	0	0	0	0	0	0	0	0	0	0	0	0	0	0	0	L	7-9	
12/24	Colts	S	6	4	2	0	0.0	0	0	0	0	1	0	0	0	2	0	0	0	0	0	0	0	0	0	0	0	W	29-10	
12/31	at Bears	S	11	9	2	0	0.0	1	1	0	0	0	0	0	0	0	0	0	0	0	0	0	0	0	0	0	0	L	17-37	
01/07	at Saints	S	4	4	0	0	0.0	0	0	0	0	0	0	0	0	0	0	0	0	0	0	0	0	0	0	0	0	L	17-48	
<b>2023 TOTALS</b>		<b>17-17</b>	<b>13</b>	<b>8</b>	<b>4</b>	<b>0</b>	<b>0.0</b>	<b>3</b>	<b>6</b>	<b>1</b>	<b>6</b>	<b>95</b>	<b>92</b>	<b>1</b>	<b>11</b>	<b>3</b>	<b>0</b>	<b>0</b>	<b>0</b>	<b>0</b>	<b>0</b>	<b>0</b>	<b>0</b>	<b>0</b>	<b>0</b>	<b>0</b>	<b>0</b>	<b>7-10</b>		

## JESSIE BATES III'S 2022 GXG REGULAR-SEASON STATISTICS (BENGALS)

		TACKLES								INTERCEPTIONS				FUMBLES				ST			MIS				
DATE	OPPONENT	P/S	T	YD	TF	YD	QB	N	YD	L	T	P	F	F	T	YD	T	F	F	S	A	W/L	SCORE		
			K	S	A	S	L	S	H	O	S	G	D	D	F	R	D	S	K	S	A	F	R	S	A
09/11	Steelers	S	2	1	1	0	0	0	0	0	0	0	0	0	0	0	0	0	0	0	0	0	L	20-23+	
09/18	at Cowboys	S	3	3	0	0	0	0	0	0	0	0	0	0	0	0	0	0	0	0	0	0	L	17-20	
09/25	at Jets	S	3	2	1	0	0	0	0	1	1	1	0	1	0	0	0	0	0	0	0	0	W	27-12	
09/29	Dolphins	S	6	6	0	0	0	0	0	0	0	0	1	0	0	0	0	0	0	0	0	0	W	27-15	
10/09	at Ravens	S	6	5	1	0	0	0	0	0	0	0	0	0	0	0	0	0	0	0	0	0	L	17-19	
10/16	at Saints	S	4	1	3	0	0	0	0	0	0	0	0	0	0	0	0	0	0	0	0	0	W	30-26	
10/23	Falcons	S	2	2	0	0	0	0	0	0	0	0	0	0	0	0	0	0	0	0	0	0	W	35-17	
10/31	at Browns	S	10	4	6	0	0	0	0	0	0	0	0	0	0	0	0	0	0	0	0	0	L	13-32	
11/06	Panthers	S	4	1	3	0	0	0	0	1	16	16	0	1	0	0	0	0	0	0	0	0	W	42-21	
11/20	at Steelers	S	2	1	1	0	0	0	0	0	0	0	1	0	0	0	0	0	0	0	0	0	W	37-30	
11/27	at Titans	S	4	1	3	0	0	0	0	0	0	0	0	0	0	0	0	0	0	0	0	0	W	20-16	
12/04	Chiefs	S	8	4	4	0	0	0	0	0	0	0	0	0	0	0	0	0	0	0	0	0	W	27-24	
12/11	Browns	S	3	0	3	0	0	0	0	1	7	7	0	2	0	0	0	0	0	0	0	0	W	23-10	
12/18	at Buccaneers	S	2	1	1	0	0	0	0	0	0	0	1	0	0	0	0	0	0	0	0	0	W	34-23	
12/24	at Patriots	S	4	3	1	0	0	0	0	0	0	0	0	0	0	0	0	0	0	0	0	0	W	22-18	
01/08	Ravens	S	8	3	5	0	0	0	0	1	4	4	0	1	1	0	0	0	0	0	0	0	W	27-16	
<b>2022 TOTALS</b>		<b>16-16</b>	<b>71</b>	<b>33</b>	<b>0</b>	<b>0.0</b>	<b>1</b>	<b>2</b>	<b>0</b>	<b>4</b>	<b>28</b>	<b>16</b>	<b>0</b>	<b>8</b>	<b>1</b>	<b>0</b>	<b>0</b>	<b>0</b>	<b>0</b>	<b>0</b>	<b>0</b>	<b>0</b>	<b>12-4</b>		

+ - Overtime

## JESSIE BATES III'S 2021 GXG REGULAR-SEASON STATISTICS (BENGALS)

		TACKLES				INTERCEPTIONS				FUMBLES				ST			MIS								
		T	K	S	ASK	YD	TF	YD	QB	N	YD	L	T	P	F	F	T	YD	T	F	F	S	A	W/L	SCORE
DATE	OPPONENT	P/S				S	L	S	H	O	S	G	D	D	F	R	D	S	K	SAF	R	S	A		
09/12	Vikings	S	9	6	3	0.	0.0	0	0	0	0	0	0	0	0	0	0	0	0	0	0	0	0	W	27-24+
09/19	at Bears	S	5	4	1	0.	0.0	0	0	1	0	0	0	0	0	0	0	0	0	0	0	0	0	L	17-20
09/26	at Steelers	S	9	6	3	0.	0.0	1	1	0	0	0	0	0	0	0	0	0	0	0	0	0	0	W	24-10
09/30	Jaguars		INACTIVE																				W	24-21	
10/10	Packers	S	9	8	1	0.	0.0	0	0	0	0	0	0	0	0	0	0	0	0	0	0	0	0	L	22-25+
10/17	at Lions	S	3	3	0	0.	0.0	0	0	0	0	0	0	0	0	0	0	0	0	0	0	0	0	W	34-11
10/24	at Ravens	S	7	4	3	0.	0.0	1	2	0	0	0	0	0	0	0	0	0	0	0	0	0	0	W	41-17
10/31	at Jets	S	8	6	2	0.	0.0	0	0	0	1	65	65	0	1	0	0	0	0	0	0	0	0	L	31-34
11/07	Browns	S	5	4	1	0.	0.0	0	0	0	0	0	0	0	0	0	0	0	0	0	0	0	0	L	16-41
11/21	at Raiders	S	4	4	0	0.	0.0	0	0	0	0	0	0	0	0	0	0	0	0	0	0	0	0	W	32-13
11/28	Steelers	S	0	0	0	0.	0.0	0	0	0	0	0	0	1	0	0	0	0	0	0	0	0	0	W	41-10
12/05	Chargers	S	6	4	2	0.	0.0	1	3	0	0	0	0	0	0	1	0	46	0	0	0	0	0	L	22-41
12/12	49ers	S	9	8	1	0.	0.0	0	0	0	0	0	0	1	0	0	0	0	0	0	0	0	0	L	23-26+
12/19	at Broncos	S	5	4	1	0.	0.0	0	0	0	0	0	0	0	0	0	0	0	0	0	0	0	0	W	15-10
12/26	Ravens	S	5	4	1	0.	0.0	0	0	0	0	0	0	0	0	0	0	0	0	0	0	0	0	W	41-21
01/02	Chiefs	S	4	2	2	0.	0.0	0	0	0	0	0	0	1	0	0	0	0	0	0	0	0	0	W	34-31
01/09	at Browns		DID NOT PLAY (NON-INJURY)																				L	16-21	
<b>2021 TOTALS</b>		15-15	88	6	2	0.	0.0	3	6	1	1	65	65	0	4	0	1	0	46	0	0	0	0	10-7	

+ - Overtime

## JESSIE BATES III'S 2022 GXG POSTSEASON STATISTICS (BENGALS)

		TACKLES				INTERCEPTIONS				FUMBLES				ST			MIS								
		T	K	S	ASK	YD	TF	YD	QB	N	YD	L	T	P	F	F	T	YD	T	F	F	S	A	W/L	SCORE
DATE	OPPONENT	P/S				S	L	S	H	O	S	G	D	D	F	R	D	S	K	SAF	R	S	A		
01/15	Ravens	S	9	8	1	0.	0.0	1	1	0	0	0	0	0	0	0	0	0	0	0	0	0	0	W	24-17
01/22	at Bills	S	5	5	0	0.	0.0	0	0	0	0	0	0	0	0	0	0	0	0	0	0	0	0	W	27-10
01/29	at Chiefs	S	6	3	3	0.	0.0	0	0	0	0	0	0	0	0	0	0	0	0	0	0	0	0	L	20-23
<b>2022 TOTALS</b>		3-3	20	14	0.	0.0	1	1	0	0	0	0	0	0	0	0	0	0	0	0	0	0	0	2-1	

## JESSIE BATES III'S 2021 GXG POSTSEASON STATISTICS (BENGALS)

			TACKLES							INTERCEPTIONS				FUMBLES			ST			MIS					
DATE	OPPONENT	P/S	T	YD	TF	YD	QB	N	YD	L	T	P	F	F	YD	T	F	F	S	A	W/L	SCORE			
			K	S	ASK	S	L	S	H	O	S	G	D	D	F	R	D	S	K	SAF	R	S	A		
01/15	Raiders	S	6	24	0.	0.0	0	0	0	0	0	0	0	3	0	0	0	0	0	0	0	0	0	W	26-19
01/22	at Titans	S	4	40	0.	0.0	0	0	0	1	0	0	0	1	0	0	0	0	0	0	0	0	0	W	19-16
01/30	at Chiefs	S	4	22	0.	0.0	0	0	0	0	0	0	1	0	0	0	0	0	0	0	0	0	0	W	27-24+
02/13	Rams	S	6	33	0.	0.0	0	0	0	1	0	0	0	1	0	0	0	0	0	0	0	0	0	L	20-23
2021 TOTALS	4-4		20	19	0.	0.0	0	0	0	2	0	0	0	6	0	0	0	0	0	0	0	0	0	3-1	
			1	0																					

+ - Overtime



# MATTHEW BERGERON

ACTIVE / OFFENSIVE LINEMAN

# 65



**Height:** 6-5

**DOB:** 2/26/2000 (age-24)

**Experience:** 2 Yrs

**With Falcons:** 2 Yrs

**Weight:** 318 lbs

**School:** Syracuse

**Acquired:** D2 '23

**Hometown:** Victoriaville, Quebec, C

## CAREER

- » Has started all 17 games at left guard for the Falcons in 2023.
- » Helped anchor a unit that had the fifth-lowest opponent pressure rate at 30.4 percent and the ninth-best rushing attack, averaging 127.0 yards on the ground per game.

## COLLEGE

- » Bergeron played in 46 games (39 starts), over four years at Syracuse (N.Y.) University.
- » Bergeron started 11 games at left tackle and was named a team captain in 2022, earning second-team All-ACC honors as a senior.
- » He earned honorable mention All-ACC honors after starting all 12 games he appeared in at left tackle in 2021.
- » As a sophomore in 2020, Bergeron started all 11 games (three at right tackle and the final eight at left tackle).

## TRANSACTIONS

Originally selected by the Atlanta Falcons in the second round (38th overall) of the 2023 NFL Draft.

- » In his true freshman season, he appeared in all 12 games (five starts) and was named to the Pro Football Focus All-Freshman second team.

## PERSONAL

- » Attended Cégep de Thetford in Thetford Mines, Quebec, Canada .
- » Named Thetford's Athlete of the Year in 2018.
- » He was also the first player in Thetford history to receive an NCAA Division 1 football scholarship.
- » 2018 RSEQ Second Division Offensive Player of the Year and Offensive Line Player of the Year.
- » Blocked for a Thetford offense that rushed for more than 250 yards a game.
- » Member of the 2017 Team Quebec roster for the Canada Cup.
- » 2016 Spalding Cup All-Star.
- » Son of Annie Bergeron.
- » Majored in social work.

## MATTHEW BERGERON'S NFL REGULAR SEASON STATISTICS

DATE	TEAM	GP	GS
2023	Falcons	17	17
<b>NFL TOTALS</b>		<b>17</b>	<b>17</b>



**MATTHEW BERGERON'S 2023 GXG REGULAR-SEASON STATISTICS (FALCONS)**

DATE	OPPONENT	P/S	W/L	SCORE
09/10	Panthers	S	W	24-10
09/17	Packers	S	W	25-24
09/24	at Lions	S	L	6-20
10/01	at Jaguars	S	L	7-23
10/08	Texans	S	W	21-19
10/15	Commanders	S	L	16-24
10/22	at Buccaneers	S	W	16-13
10/29	at Titans	S	L	23-28
11/05	Vikings	S	L	28-31
11/12	at Cardinals	S	L	23-25
11/26	Saints	S	W	24-15
12/03	at Jets	S	W	13-8
12/10	Buccaneers	S	L	25-29
12/17	at Panthers	S	L	7-9
12/24	Colts	S	W	29-10
12/31	at Bears	S	L	17-37
01/07	at Saints	S	L	17-48
2023 TOTALS		17-17	7-10	



# JD BERTRAND

ACTIVE / INSIDE LINEBACKER



**Height:** 6-1

**DOB:** 5/3/2000 (age-24)

**Experience:** Rookie

**With Falcons:** Rookie

**Weight:** 233 lbs

**School:** Notre Dame

**Acquired:** D5-'24

**Hometown:** Alpharetta, Ga.

## COLLEGE

- » Played five seasons (2019-23) at Notre Dame in South Bend, Ind.
- » Bertrand played in 50 games (35 starts) for the Fighting Irish, recording 266 tackles (154 solo), 23 tackles for loss, nine passes defended, six sacks and two forced fumbles.
- » Named a two-time team captain (2022-23) and earned the 2023 Notre Dame Father Ted Man of the Year Award.
- » Led the team in tackles for three consecutive seasons (2021-23).
- » In 2023, he started all 12 games, notching 76 tackles (41 solo), 7.5 tackles for loss, five passes defended, 2.5 sacks and one forced fumble.
- » Named a Campbell Trophy finalist, considered to be the "Academic Heisman" and a Wuerffel Trophy finalist, presented to the player who best exemplifies community service with leadership achievements on and off the field.
- » As a redshirt senior in 2022, he totaled 82 tackles (45 solo), 8.5 tackles for loss, three passes defended and two sacks.
- » Named to the Phil Steele All-Independent First Team, the Allstate AFCA Good Works Team and the Uplifting Athletes Rare Disease Champion Team.

- » Started all 13 games as a redshirt junior and recorded a single-season career-high 101 tackles (63 solo), seven tackles for loss, 1.5 sacks, one forced fumble and one pass defended in 2021.
- » During his redshirt freshman season, he played in 10 games and notched seven tackles (five solo).
- » He redshirted his true freshman season and appeared in three games.

## PERSONAL

- » Born in Alpharetta, Ga.
- » Attended Blessed Trinity High School in Roswell, Ga.
- » Led Blessed Trinity to back-to-back Georgia Class AAAA State Championships in 2017 and 2018.
- » Named the 2018 Atlanta Journal Constitution 7-A AAAA Defensive Player of the Year.
- » Named to the 2018 Atlanta Journal Constitution 7-A AAAA First Team All-Region.
- » Recorded 278 tackles, 37.5 tackles for loss, 22.5 sacks, three forced fumbles, three fumble recoveries, two passes defended and one interception.
- » Son of Jim and Christine Bertrand.
- » Graduated with a Bachelor's in business administration and is pursuing a Masters in business analytics from Notre Dame.

## TRANSACTIONS

- » Selected by the Atlanta Falcons in the fifth round (143th overall) of the 2024 NFL Draft.



# CHRIS BLAIR

ACTIVE / WIDE RECEIVER

# 19



**Height:** 6-2

**DOB:** 10/6/1997 (age-26)

**Experience:** 1 Yr

**With Falcons:** 1 Yr

**Weight:** 198 lbs

**School:** Alcorn State

**Acquired:** FA-'23

**Hometown:** Louisville, Miss.

## CAREER

- » In 2023, appeared in 12 games for the D.C. Defenders of the XFL and recorded 26 receptions for 594 receiving yards and three touchdowns en route to an XFL Championship game appearance.
- » Spent time on the Green Bay Packers' practice squad in 2021.

- » Appeared in nine games (four starts) as a sophomore at Hinds in 2017, posting nine receptions for 172 yards and three scores.
- » Played in six games as a freshman in 2016, recording seven receptions for 46 yards.

## COLLEGE

- » Played two seasons (2018-19) at Alcorn State in Alcorn, Miss. and two seasons (2016-17) at Hinds Community College in Raymond, Miss.
- » Finished his Alcorn career having appeared in 26 games and tallied 87 receptions for 1,460 receiving yards and 13 touchdowns.
- » Saw action in 13 games (12 starts) as a senior in 2019 and led the Braves with 44 catches for 931 receiving yards and seven touchdowns. Ranked No. 6 in the FCS with an average of 21.2 yards per catch.
- » Played in 13 games (11 starts) as a junior in 2018, hauling in a team-high 529 yards on 43 receptions and six touchdowns.

## PERSONAL

- » Attended Louisville (Miss.) High School.
- » Helped the Wildcats to consecutive postseason appearances and an 8-2 district record in two seasons as a starter (2014-15).
- » Two-year letterwinner, earning Class 3A all-state honors as a junior in 2014.
- » Was a member of the 2013 Louisville team that went 16-0 and won the Mississippi Class 3A state championship.
- » Also played basketball in high school.
- » Full name is Christopher Marquinton Blair. Goes by nickname "CB."
- » Born in Louisville, Miss.
- » Earned his degree in recreation.

## TRANSACTIONS

- » Signed by the Green Bay Packers on Jan. 8, 2021.
- » Released by the Packers on Aug. 25, 2021.
- » Signed to the Packers' practice squad on Sept. 1, 2021.
- » Released by the Packers on May 11, 2022.
- » Signed by the Atlanta Falcons on June 16, 2023.
- » Released by the Atlanta Falcons on Aug. 14, 2023.
- » Signed to the Atlanta Falcons practice squad on Sept. 27, 2023.
- » Signed to a Reserve/Future contract with the Atlanta Falcons on Jan. 9, 2024.

## CHRIS BLAIR'S NFL REGULAR SEASON RUSHING/RECEIVING STATISTICS

DATE	TEAM	RECEIVING							RUSHING				
		GP	GS	NO.	YDS.	AVG.	LG	TD	NO.	YDS.	AVG.	LG	TD
2023	Falcons	1	0	0	0	0.0	0	0	0	0	0.0	0	0
2021	Packers	0	0	0	0	0.0	0	0	0	0	0.0	0	0
<b>NFL TOTALS</b>		<b>1</b>	<b>0</b>	<b>0</b>	<b>0</b>	<b>0.0</b>	<b>0</b>	<b>0</b>	<b>0</b>	<b>0</b>	<b>0.0</b>	<b>0</b>	<b>0</b>

### CHRIS BLAIR'S NFL POSTSEASON RUSHING/RECEIVING STATISTICS

		RECEIVING							RUSHING				
DATE	TEAM	GP	GS	NO.	YDS.	AVG.	LG	TD	NO.	YDS.	AVG.	LG	TD
2020	Packers	0	0	0	0	0.0	0	0	0	0	0.0	0	0
NFL TOTALS		0	0	0	0	0.0	0	0	0	0	0.0	0	0

### CHRIS BLAIR'S NFL REGULAR SEASON RETURN STATISTICS

		KICKOFF RETURNS					PUNT RETURNS					
DATE	TEAM	RET.	YDS.	AVG.	LG	TD	NO.	FC	YDS.	AVG.	LG	TD
2023	Falcons	0	0	0.0	0	0	0	0	0	0.0	0	0
2021	Packers	0	0	0.0	0	0	0	0	0	0.0	0	0
NFL TOTALS		0	0	0.0	0	0	0	0	0	0.0	0	0

### CHRIS BLAIR'S NFL POSTSEASON RETURN STATISTICS

		KICKOFF RETURNS					PUNT RETURNS					
DATE	TEAM	RET.	YDS.	AVG.	LG	TD	NO.	FC	YDS.	AVG.	LG	TD
2020	Packers	0	0	0.0	0	0	0	0	0	0.0	0	0
NFL TOTALS		0	0	0.0	0	0	0	0	0	0.0	0	0


### CHRIS BLAIR'S 2023 GXG REGULAR-SEASON STATISTICS (FALCONS)

		RECEIVING							RUSHING						
DATE	OPPONENT	P/S	NO.	YDS.	AVG.	LG	TD	NO.	YDS.	AVG.	LG	TD	W/L	SCORE	
09/10	Panthers							NOT ON ROSTER					W	24-10	
09/17	Packers							NOT ON ROSTER					W	25-24	
09/24	at Lions							NOT ON ROSTER					L	6-20	
10/01	at Jaguars							PRACTICE SQUAD					L	7-23	
10/08	Texans							PRACTICE SQUAD					W	21-19	
10/15	Commanders							PRACTICE SQUAD					L	16-24	
10/22	at Buccaneers							PRACTICE SQUAD					W	16-13	
10/29	at Titans							PRACTICE SQUAD					L	23-28	
11/05	Vikings							PRACTICE SQUAD					L	28-31	
11/12	at Cardinals							PRACTICE SQUAD					L	23-25	
11/26	Saints							PRACTICE SQUAD					W	24-15	
12/03	at Jets							PRACTICE SQUAD					W	13-8	
12/10	Buccaneers							PRACTICE SQUAD					L	25-29	
12/17	at Panthers							PRACTICE SQUAD					L	7-9	
12/24	Colts							PRACTICE SQUAD					W	29-10	
12/31	at Bears							PRACTICE SQUAD					L	17-37	
01/07	at Saints							PRACTICE SQUAD					L	17-48	
2023 TOTALS		0-0	0	0	0.0	0	0	0	0	0.0	0	0	7-10		

## CHRIS BLAIR'S 2021 GYG REGULAR-SEASON STATISTICS (PACKERS)

DATE	OPPONENT	P/S	RECEIVING					RUSHING					W/L	SCORE
			NO.	YDS.	AVG.	LG	TD	NO.	YDS.	AVG.	LG	TD		
09/12	at Saints												L	3-38
09/20	Lions												W	35-17
09/26	at 49ers												W	30-28
10/03	Steelers												W	27-17
10/10	at Bengals												W	25-22+
10/17	at Bears												W	24-14
10/24	Football Team												W	24-10
10/28	at Cardinals												W	24-21
11/07	at Chiefs												L	7-13
11/14	Seahawks												W	17-0
11/21	at Vikings												L	31-34
11/28	Rams												W	36-28
12/12	Bears												W	45-30
12/19	at Ravens												W	31-30
12/25	Browns												W	24-22
01/02	Vikings												W	37-10
01/09	at Lions												L	30-37
<b>2021 TOTALS</b>		0-0	0	0	0.0	0	0	0	0	0.0	0	0	0	13-4

+ - Overtime



# NATRONE BROOKS

ACTIVE / CORNERBACK

# 35



**Height:** 5-11

**DOB:** 12/17/1999 (age-24)

**Experience:** 1 Yr

**With Falcons:** 1 Yr

**Hometown:** Starkville, Miss.

**Weight:** 176 lbs

**School:** Southern Mississippi

**Acquired:** CFA-'23

**Pronunciation:** nay-tron

## CAREER

- » Spent the 2023 season on the Falcons practice squad.

## COLLEGE

- » Played five seasons of college football, attending Copiah-Lincoln Community College (2018-19) and The University of Southern Mississippi in Hattiesburg, Miss. (2020-22).
- » Finished his collegiate career with 145 total tackles (98 solo), 22 passes defended, 14.5 tackles for loss, six interceptions and two fumble recoveries for both the Wolves and Golden Eagles.
- » In his senior year, he notched 30 total tackles (18 solo), five passes defended, 3.5 tackles for loss, two interceptions and one fumble recovery. He added 18 punt returns for 222 yards (12.3 avg.) in 13 games.
- » In 2021, he played in nine games (three starts) and recorded 17 total tackles (10 solo), nine passes

defended, one tackle for loss and one interception. He also caught seven punts for 128 yards (18.3 avg.).

- » As a sophomore in 2020, he recorded 39 total tackles (25 solo), eight passes defended, 3.5 tackles for loss and one interception. He also recorded eight punt returns for 63 yards (7.9 avg.) in 10 games started.
- » In 2019, he registered 35 total tackles (26 solo), 5.5 tackles for loss and one fumble recovery in nine games.
- » As a true freshman in 2018, he recorded 24 total tackles (19 solo), two interceptions and one tackle for loss.

## PERSONAL

- » Attended Starkville (Miss.) High School.
- » Played in 40 games where he recorded 136 total tackles (88 solo), 13.0 tackles for loss, one sack and six interceptions at Starkville.

## TRANSACTIONS

- » Signed by the Atlanta Falcons on May 15, 2023.
- » Waived by the Atlanta Falcons on Aug. 29, 2023.
- » Signed to the Atlanta Falcons practice squad on Aug. 30, 2023.
- » Signed to a Reserve/Future contract with the Atlanta Falcons on Jan. 9, 2024.


## NATRONE BROOKS' NFL REGULAR SEASON DEFENSIVE STATISTICS

DATE	TEAM	GP	GS	TACKLES							INTERCEPTIONS					FUMBLES					ST				MISC									
				TK	S	A	TFL	YDS	SK	YDS	QBH	NO	YDS	LG	TD	PD	FF	FR	TD	YDS	TK	S	A	FF	FR	S	A							
2023	Falcons	0	0	0	0	0	0	0	0	0.0	0.0	0.0	0	0	0	0	0	0	0	0	0	0	0	0	0	0	0	0	0	0	0	0	0	0
NFL TOTALS		0	0	0	0	0	0	0	0	0.0	0.0	0.0	0	0	0	0	0	0	0	0	0	0	0	0	0	0	0	0	0	0	0	0	0	



## NATRONE BROOKS' 2023 GXG REGULAR-SEASON STATISTICS (FALCONS)

DATE	OPPONENT	P/S	TACKLES				INTERCEPTIONS				FUMBLES			ST		MISC		W/L	SCORE								
			TK	S	A	SK	YDS	TFL	YDS	QBH	NO	YDS	LG	TD	PD	FF	FR			TD	YDS	TK	S	A	FF	FR	S
09/10	Panthers																								W	24-10	
09/17	Packers																								W	25-24	
09/24	at Lions																								L	6-20	
10/01	at Jaguars																								L	7-23	
10/08	Texans																								W	21-19	
10/15	Commanders																								L	16-24	
10/22	at Buccaneers																								W	16-13	
10/29	at Titans																								L	23-28	
11/05	Vikings																								L	28-31	
11/12	at Cardinals																								L	23-25	
11/26	Saints																								W	24-15	
12/03	at Jets																								W	13-8	
12/10	Buccaneers																								L	25-29	
12/17	at Panthers																								L	7-9	
12/24	Colts																								W	29-10	
12/31	at Bears																								L	17-37	
01/07	at Saints																								L	17-48	
<b>2023 TOTALS</b>			0	0	0	0	0	0	0	0	0	0	0	0	0	0	0	0	0	0	0	0	0	0	0	7-10	



# SPENCER BROWN

ACTIVE / RUNNING BACK

# 42



Height: 6-0

DOB: 11/13/1998 (age-25)

Experience: 2 Yrs

With Falcons: 1 Yr


Weight: 220 lbs

School: UAB

Acquired: FA-'24

Hometown: Warrior, Ala.

## CAREER

- » Has appeared in six games and has recorded nine carries for 43 yards in addition to two catches for 10 yards over two seasons (2021-22) for the Carolina Panthers.
- » Spent time on the Panthers practice squad in 2023 prior to being placed on the reserve/injured list.
- » In 2022, he appeared in two games and totaled nine carries for 43 yards. Also added two receptions for 10 yards for the Panthers.
- »  Appeared in four games for the Panthers in 2021.

In 2020, earned All-Conference USA second team honors with 111.1 rushing yards per game and finished his senior year as one of only two active players in the nation to rush for 4,000 career yards...

Became UAB's career rushing leader as a Junior in 2019, posting 150 carries for 566 yards and 5 touchdowns

In 2018, finished his Sophomore campaign with 1,227 rushing yards and a school-record 16 rushing touchdowns. Was named First-Team All-Conference USA posting career highs as a freshman when he earned Freshman All-America honors and had 1,329 rushing yards with 10 touchdown.

Played two seasons (2018-19) at Alcorn State in Alcorn, Miss. and two seasons (2016-17) at Hinds Community College in Raymond, Miss.

## COLLEGE

Played two seasons (2018-19) at Alcorn State in Alcorn, Miss. and two seasons (2016-17) at Hinds Community College in Raymond, Miss.

Played four seasons at UAB (2017-20) where he set program records for career rushing yards (4,011), rushing touchdowns (41) and 100-yard rushing games (19)

Finished 11th in Conference USA history in career rushing yards and is the only player in Conference USA history to be named Conference USA Championship Game MVP twice (2018 & 2020)

## PERSONAL

Went to Mortimer Jordan HS in Warrior, Ala.

Rushed for 1,972 yards on 304 carries (6.5/YPC) and 2,117 all-purpose yards while tallying 33 total touchdowns

Helped Mortimer Jordan finish 10-3 overall and reach the quarterfinals of the 2016 Class 5A AHSAA playoffs.

## SPENCER BROWN'S NFL REGULAR SEASON RUSHING/RECEIVING STATISTICS

DATE	TEAM	RUSHING							RECEIVING				
		GP	GS	NO.	YDS.	AVG.	LG	TD	NO.	YDS.	AVG.	LG	TD
2023	Panthers	0	0	0	0	0.0	0	0	0	0	0.0	0	0
2022	Panthers	2	0	9	43	4.8	7	0	2	10	5.0	9	0
2021	Panthers	1	0	0	0	0.0	0	0	0	0	0.0	0	0
NFL TOTALS		3	0	9	43	4.8	7	0	2	10	5.0	9	0

## SPENCER BROWN'S NFL REGULAR SEASON RETURN STATISTICS

DATE	TEAM	KICKOFF RETURNS					PUNT RETURNS					
		RET.	YDS.	AVG.	LG	TD	NO.	FC	YDS.	AVG.	LG	TD
2023	Panthers	0	0	0.0	0	0	0	0	0	0.0	0	0
2022	Panthers	0	0	0.0	0	0	0	0	0	0.0	0	0
2021	Panthers	0	0	0.0	0	0	0	0	0	0.0	0	0
NFL TOTALS		0	0	0.0	0	0	0	0	0	0.0	0	0

### SPENCER BROWN'S SINGLE-GAME HIGHS: RUSHING/RECEIVING

**Rush Attempts** 6 at Atlanta Falcons, Oct 30, 2022  
3 at Cincinnati Bengals, Nov 06, 2022

**Rushing Yards** 27 at Atlanta Falcons, Oct 30, 2022  
16 at Cincinnati Bengals, Nov 06, 2022

**Longest Runs** 7 at Cincinnati Bengals, Nov 06, 2022  
7 at Atlanta Falcons, Oct 30, 2022  
...1 more at 7.

**Receptions** 2 at Cincinnati Bengals, Nov 06, 2022

**Receiving Yards** 10 at Cincinnati Bengals, Nov 06, 2022

**Longest Receptions** 9 at Cincinnati Bengals, Nov 06, 2022  
1 at Cincinnati Bengals, Nov 06, 2022

**All-Purpose Yards** 27 at Atlanta Falcons, Oct 30, 2022  
16 at Cincinnati Bengals, Nov 06, 2022

### SPENCER BROWN'S 2023 GXG REGULAR-SEASON STATISTICS (PANTHERS)

SPENCER BROWN'S 2023 GXG REGULAR-SEASON STATISTICS (PANTHERS)															
RUSHING								RECEIVING							
DATE	OPPONENT	P/S	NO.	YDS.	AVG.	LG	TD	NO.	YDS.	AVG.	LG	TD	W/L	SCORE	
09/10	at Falcons							PRACTICE SQUAD						L	10-24
11/05	Colts							PRACTICE SQUAD						L	13-27
11/09	at Bears							PRACTICE SQUAD						L	13-16
11/19	Cowboys							PRACTICE SQUAD						L	10-33
11/26	at Titans							PRACTICE SQUAD						L	10-17
12/03	at Buccaneers							PRACTICE SQUAD						L	18-21
12/10	at Saints							PRACTICE SQUAD						L	6-28
12/17	Falcons							PRACTICE SQUAD						W	9-7
12/24	Packers							PRACTICE SQUAD						L	30-33
12/31	at Jaguars							PRACTICE SQUAD						L	0-26
01/07	Buccaneers							PRACTICE SQUAD						L	0-9
<b>2023 TOTALS</b>		<b>0-0</b>	<b>0</b>	<b>0</b>	<b>0.0</b>	<b>0</b>	<b>0</b>	<b>0</b>	<b>0</b>	<b>0.0</b>	<b>0</b>	<b>0</b>	<b>1-10</b>		

### SPENCER BROWN'S 2022 GXG REGULAR-SEASON STATISTICS (PANTHERS)


SPENCER BROWN'S 2022 GXG REGULAR-SEASON STATISTICS (PANTHERS)															
RUSHING								RECEIVING							
DATE	OPPONENT	P/S	NO.	YDS.	AVG.	LG	TD	NO.	YDS.	AVG.	LG	TD	W/L	SCORE	
09/11	Browns							NOT ON ROSTER						L	24-26
09/18	at Giants							NOT ON ROSTER						L	16-19
09/25	Saints							NOT ON ROSTER						W	22-14
10/02	Cardinals							NOT ON ROSTER						L	16-26
10/09	49ers							NOT ON ROSTER						L	15-37
10/16	at Rams							NOT ON ROSTER						L	10-24
10/23	Buccaneers							PRACTICE SQUAD						W	21-3
10/30	at Falcons							PRACTICE SQUAD						L	34-37+
11/06	at Bengals							PRACTICE SQUAD						L	21-42
11/10	Falcons							PRACTICE SQUAD						W	25-15
11/20	at Ravens							PRACTICE SQUAD						L	3-13
11/27	Broncos							PRACTICE SQUAD						W	23-10
12/11	at Seahawks							PRACTICE SQUAD						W	30-24
12/18	Steelers							PRACTICE SQUAD						L	16-24
12/24	Lions							PRACTICE SQUAD						W	37-23
01/01	at Buccaneers							PRACTICE SQUAD						L	24-30
01/08	at Saints							PRACTICE SQUAD						W	10-7
<b>2022 TOTALS</b>		<b>0-0</b>	<b>0</b>	<b>0</b>	<b>0.0</b>	<b>0</b>	<b>0</b>	<b>0</b>	<b>0</b>	<b>0.0</b>	<b>0</b>	<b>0</b>	<b>7-10</b>		

+ - Overtime

**SPENCER BROWN'S 2021 GXG REGULAR-SEASON STATISTICS (PANTHERS)**

DATE	OPPONENT	P/S	RUSHING					RECEIVING					W/L	SCORE
			NO.	YDS.	AVG.	LG	TD	NO.	YDS.	AVG.	LG	TD		
09/12	Jets												W	19-14
09/19	Saints												W	26-7
09/23	at Texans												W	24-9
10/03	at Cowboys												L	28-36
10/10	Eagles												L	18-21
10/17	Vikings												L	28-34+
10/24	at Giants												L	3-25
10/31	at Falcons												W	19-13
11/07	Patriots												L	6-24
11/14	at Cardinals												W	34-10
11/21	Football Team												L	21-27
11/28	at Dolphins												L	10-33
12/12	Falcons												L	21-29
12/19	at Bills												L	14-31
12/26	Buccaneers												L	6-32
01/02	at Saints	P	0	0	0.0	0	0	0	0	0.0	0	0	L	10-18
01/09	at Buccaneers												L	17-41
<b>2021 TOTALS</b>		<b>1-0</b>	<b>0</b>	<b>0</b>	<b>0.0</b>	<b>0</b>	<b>0</b>	<b>0</b>	<b>0</b>	<b>0.0</b>	<b>0</b>	<b>0</b>	<b>5-12</b>	

+ - Overtime



# LORENZO CARTER

ACTIVE / OUTSIDE LINEBACKER



**Height:** 6-5

**DOB:** 12/10/1995 (age-28)

**Experience:** 7 Yrs

**With Falcons:** 3 Yrs

**Weight:** 264 lbs

**School:** Georgia

**Acquired:** FA-'22

**Hometown:** Norcross, Ga.

## CAREER

- » He has seen action in 83 games with 51 starts while totaling 242 tackles (145 solo) with 21.5 sacks, 33 tackles for loss, four forced fumbles, four fumble recoveries, 56 quarterback hits and 18 passes defended.
- » In 2023, he recorded 35 tackles (24 solo), nine quarterback hits, six tackles for loss, three sacks, two fumble recoveries, one forced fumble and one pass defense in 17 games (one start).
- » Started all 17 games and recorded a single-season career-high 58 total tackles (29 solo), 12 quarterback hits, six tackles for loss, 4.0 sacks, two passes defended, one fumble recovery and one interception returned for a touchdown in 2022.
- » In Week 2 vs. Los Angeles Rams of the 2022 season, he scored his first-career touchdown off of a blocked punt.
- » Finished second on the team with 4.0 sacks in 2022, where he registered four total tackles (one solo), one pass deflection and one interception returned 28 yards for a touchdown, his first career defensive score, in Week 8 vs. Carolina.
- » Tallied 207 total tackles (121 solo), 18.5 sacks, 47 quarterback hits, 27 tackles for loss, three forced fumbles, two fumble recoveries and two interceptions in 66 games (50 starts) over five NFL seasons with the Giants and Falcons.
- » Started all 14 games in 2021 for the Giants, recording 50 total tackles (28 solo), eight quarterback hits, six tackles for loss, 5.0 sacks, five passes defended, two forced fumbles, one fumble recovery and one interception. Finished with at least 1.0 sack in each of the final four games.
- » Registered 15 total tackles (11 solo), 1.0 sack and two tackles for loss in five games (five starts) in 2020.
- » Finished with 45 total tackles (25 solo), 4.5 sacks, six tackles for loss, 13 quarterback hits, five passes defended and one forced fumble in 15 games (12

starts) in 2019.

- » As a rookie, notched 39 total tackles (28 solo), 4.0 sacks, 10 quarterback hits, seven tackles for loss and two special teams tackles in 15 games (two starts). His 4.0 sacks tied for the 10th-most among rookies in 2018.

## COLLEGE

- » Played four seasons (2014-17) at the University of Georgia.
- » Notched 165 total tackles (82 solo), 14.0 sacks, 20.5 tackles for loss, seven forced fumbles, six fumble recoveries - including one returned for a touchdown - and 54 quarterback pressures in 54 games (26 starts) for the Bulldogs.
- » His 14.0 sacks tied him with Mo Lewis (1987-90) for the 15th-most career sacks in program history.
- » Tallied a career-high 10 total tackles vs. Oklahoma in the 2018 Rose Bowl and blocked a field goal in double overtime, leading to the Bulldogs win.

## PERSONAL

- » Attended Norcross (Ga.) High School and played for head coach Keith Maloof.
- » Finished his senior season with 132 tackles, 40 tackles for loss and 6.0 sacks and led his team to a 13-2 record and a state championship.
- » Was named to the Atlanta Journal-Constitution's 2013 Super 11 and Class AAAAAA All-State team and was named an American Family Insurance USA Today All-USA First Team.
- » Served as the captain of the Team of Teams group that partnered with United Way of NYC's EducateNYC program throughout the 2020 season to support educational equity in Brownsville, Brooklyn.
- » Majored in psychology at Georgia.

## IN THE COMMUNITY

### GIVING BACK

- » Participated in Hometown Huddle where the entire team volunteered and cleaned Anderson Park in Atlanta.
- » Visited Joint Army and Airforce Base, Lewis-McChord Army and spent time with active military members in Seattle, Wash.

## TRANSACTIONS

Originally selected by the New York Giants in the third round (66th overall) of the 2018 NFL Draft.

- » Signed by the Atlanta Falcons as an unrestricted free agent on March 22, 2022.
- » Re-signed by the Atlanta Falcons on March 7, 2023.

### REGULAR SEASON COMPARISON: DEFENSIVE - BALTIMORE RAVENS

DATE	OPP	TACKLES											MISC				
		W/L	GP/GS	TOT	SOLO	ASST	SACK	YDS.	INT	TFL	PD	QBH	TD	FF	FR		
12/24/22	ATL @ BLT	L	S	5	3	2	0.0	0.0	0	0	0	0	0	0	0	0	0
<b>TOTALS</b>		0/1	1/1	5	3	2	0.0	0.0	0	0	0	0	0	0	0	0	0

### LORENZO CARTER'S NFL REGULAR SEASON DEFENSIVE STATISTICS

DATE	TEAM	GP	GS	TACKLES							INTERCEPTIONS					FUMBLES					ST				MISC			
				TK	S	A	TF	YD	SK	YDS	QB	N	YD	LG	T	P	D	F	F	T	YD	T	S	A	F	R	S	A
2023	Falcons	17	1	35	24	11	6	27	3.0	33.0	9	0	0	0	0	1	1	2	0	19	0	0	0	0	0	0	0	0
2022	Falcons	17	17	58	29	2	6	28	4.0	26.0	12	1	28	28	1	2	0	1	0	0	0	0	0	0	0	0	0	
2021	Giants	14	14	50	28	22	6	14	5.0	16.0	8	1	1	1	0	5	2	1	0	0	0	0	0	0	0	0	0	
2020	Giants	5	5	15	11	4	2	8	1.0	5.0	4	0	0	0	0	1	0	0	0	0	0	0	0	0	0	0	0	
2019	Giants	15	12	45	25	2	6	24	4.5	19.5	13	0	0	0	0	5	1	0	0	0	0	0	0	0	0	0	0	
2018	Giants	15	2	39	28	11	7	22	4.0	19.0	10	0	0	0	0	4	0	0	0	0	4	2	2	0	0	0	0	
<b>NFL TOTALS</b>		<b>83</b>	<b>51</b>	<b>24</b>	<b>14</b>	<b>97</b>	<b>33</b>	<b>123</b>	<b>21.</b>	<b>118.</b>	<b>56</b>	<b>2</b>	<b>29</b>	<b>28</b>	<b>1</b>	<b>18</b>	<b>4</b>	<b>4</b>	<b>0</b>	<b>19</b>	<b>4</b>	<b>2</b>	<b>2</b>	<b>0</b>	<b>0</b>	<b>0</b>	<b>0</b>	

### LORENZO CARTER'S SINGLE-GAME HIGHS: DEFENSIVE

- Total Tackles** 9 vs. Washington Football Team, Jan 09, 2022  
7 vs. Cleveland Browns, Oct 02, 2022  
7 vs. Pittsburgh Steelers, Sep 14, 2020  
...1 more at 7.
- Solo Tackles** 6 vs. Washington Football Team, Jan 09, 2022  
6 at San Francisco 49ers, Nov 12, 2018  
5 vs. Cleveland Browns, Oct 02, 2022  
...1 more at 5.
- Sacks** 2.0 vs. Dallas Cowboys, Dec 19, 2021  
1.0 at Chicago Bears, Dec 31, 2023  
1.0 at Tampa Bay Buccaneers, Oct 22, 2023  
...16 more at 1.0.
- Passes Defensed** 1 at New York Jets, Dec 03, 2023  
1 vs. Carolina Panthers, Oct 30, 2022  
...16 more at 1.
- Forced Fumbles** 1 at Chicago Bears, Dec 31, 2023  
1 at Philadelphia Eagles, Dec 26, 2021  
...2 more at 1.
- Fumble Recoveries** 1 vs. Carolina Panthers, Sep 10, 2023  
1 at New Orleans Saints, Dec 18, 2022  
...1 more at 1.
- Tackles For Loss** 3 at San Francisco 49ers, Nov 12, 2018  
2 at Chicago Bears, Jan 02, 2022  
2 vs. Dallas Cowboys, Dec 19, 2021  
...1 more at 2.
- Interceptions** 1 vs. Carolina Panthers, Oct 30, 2022  
1 at Dallas Cowboys, Oct 10, 2021  
**Interception Return Yards** 1 at Dallas Cowboys, Oct 10, 2021  
**Special Teams Tackles** 1 at Indianapolis Colts, Dec 23, 2018  
1 vs. Tampa Bay Buccaneers, Nov 18, 2018  
...2 more at 1.
- Longest Opp Fumble Return** 19 vs. Minnesota Vikings, Nov 05, 2023



## LORENZO CARTER'S 2023 GXG REGULAR-SEASON STATISTICS (FALCONS)

		TACKLES								INTERCEPTIONS					FUMBLES			ST			MIS		C									
DATE	OPPONENT	P/S	T	K	S	A	SK	YD	TF	YD	QB	N	YD	L	T	P	F	F	T	YD	T	K	S	A	F	F	R	S	A	W/L	SCORE	
09/10	Panthers	P	2	2	0	1	0	12.0	1	12	1	0	0	0	0	0	0	1	0	0	0	0	0	0	0	0	0	0	0	0	W	24-10
09/17	Packers	P	1	1	0	0	0	0.0	0	0	0	0	0	0	0	0	0	0	0	0	0	0	0	0	0	0	0	0	0	W	25-24	
09/24	at Lions	P	1	1	0	0	0	0.0	0	0	0	0	0	0	0	0	0	0	0	0	0	0	0	0	0	0	0	0	0	L	6-20	
10/01	at Jaguars	P	0	0	0	0	0	0.0	0	0	0	0	0	0	0	0	0	0	0	0	0	0	0	0	0	0	0	0	0	L	7-23	
10/08	Texans	P	2	2	0	0	0	0.0	1	6	1	0	0	0	0	0	0	0	0	0	0	0	0	0	0	0	0	0	0	W	21-19	
10/15	Commanders	P	1	0	1	0	0	0.0	0	0	1	0	0	0	0	0	0	0	0	0	0	0	0	0	0	0	0	0	0	L	16-24	
10/22	at Buccaneers	P	2	1	1	1	0	4.0	1	4	1	0	0	0	0	0	0	0	0	0	0	0	0	0	0	0	0	0	0	W	16-13	
10/29	at Titans	P	4	4	0	0	0	0.0	0	0	2	0	0	0	0	0	0	0	0	0	0	0	0	0	0	0	0	0	0	L	23-28	
11/05	Vikings	P	3	1	2	0	0	0.0	1	0	0	0	0	0	0	0	0	1	0	19	0	0	0	0	0	0	0	0	0	L	28-31	
11/12	at Cardinals	P	1	1	0	0	0	0.0	0	0	0	0	0	0	0	0	0	0	0	0	0	0	0	0	0	0	0	0	0	L	23-25	
11/26	Saints	P	1	1	0	0	0	0.0	0	0	0	0	0	0	0	0	0	0	0	0	0	0	0	0	0	0	0	0	0	W	24-15	
12/03	at Jets	P	2	1	1	1	0	0.0	1	5	1	0	0	0	0	1	0	0	0	0	0	0	0	0	0	0	0	0	0	W	13-8	
12/10	Buccaneers	P	3	2	1	0	0	0.0	0	0	0	0	0	0	0	0	0	0	0	0	0	0	0	0	0	0	0	0	0	L	25-29	
12/17	at Panthers	S	4	2	2	0	0	0.0	1	0	1	0	0	0	0	0	0	0	0	0	0	0	0	0	0	0	0	0	0	L	7-9	
12/24	Colts	P	2	0	2	0	0	0.0	0	0	0	0	0	0	0	0	0	0	0	0	0	0	0	0	0	0	0	0	0	W	29-10	
12/31	at Bears	P	3	3	0	1	0	17.0	0	0	1	0	0	0	0	0	1	0	0	0	0	0	0	0	0	0	0	0	0	L	17-37	
01/07	at Saints	P	3	2	1	0	0	0.0	0	0	0	0	0	0	0	0	0	0	0	0	0	0	0	0	0	0	0	0	0	L	17-48	
<b>2023 TOTALS</b>		<b>17-1</b>	<b>35</b>	<b>2</b>	<b>1</b>	<b>3</b>	<b>33.0</b>	<b>6</b>	<b>27</b>	<b>9</b>	<b>0</b>	<b>0</b>	<b>0</b>	<b>0</b>	<b>1</b>	<b>1</b>	<b>2</b>	<b>0</b>	<b>19</b>	<b>0</b>	<b>0</b>	<b>0</b>	<b>0</b>	<b>0</b>	<b>0</b>	<b>0</b>	<b>0</b>	<b>0</b>	<b>7-10</b>			

## LORENZO CARTER'S 2022 GXG REGULAR-SEASON STATISTICS (FALCONS)


		TACKLES								INTERCEPTIONS					FUMBLES			ST			MISC								
DATE	OPPONENT	P/S	TK	S	A	SK	YDS	TFL	YDS	QBH	NO	YDS	LG	TD	PD	FF	FR	TD	YDS	TK	S	A	FF	FR	S	A	W/L	SCORE	
09/11	Saints	S	2	0	2	0	5.0	6.0	0	0	2	0	0	0	0	0	0	0	0	0	0	0	0	0	0	0	0	L	26-27
09/18	at Rams	S	2	1	1	0	0.0	1	3	0	0	0	0	0	0	0	0	0	0	0	0	0	0	0	0	0	0	L	27-31
09/25	at Seahawks	S	2	1	1	1	0	7.0	1	7	1	0	0	0	0	0	0	0	0	0	0	0	0	0	0	0	0	W	27-23
10/02	Browns	S	7	5	2	0	0.0	0	0	1	0	0	0	0	1	0	0	0	0	0	0	0	0	0	0	0	0	W	23-20
10/09	at Buccaneers	S	3	2	1	0	0.0	0	0	1	0	0	0	0	0	0	0	0	0	0	0	0	0	0	0	0	0	L	15-21
10/16	49ers	S	0	0	0	0	0.0	0	0	0	0	0	0	0	0	0	0	0	0	0	0	0	0	0	0	0	0	W	28-14
10/23	at Bengals	S	2	1	1	1	0	7.0	1	7	1	0	0	0	0	0	0	0	0	0	0	0	0	0	0	0	0	L	17-35
10/30	Panthers	S	4	1	3	0	0.0	0	0	0	1	28	28	1	1	0	0	0	0	0	0	0	0	0	0	0	0	W	37-34+
11/06	Chargers	S	3	2	1	0	0.0	0	0	0	0	0	0	0	0	0	0	0	0	0	0	0	0	0	0	0	0	L	17-20
11/10	at Panthers	S	5	2	3	0	0.0	1	2	0	0	0	0	0	0	0	0	0	0	0	0	0	0	0	0	0	0	L	15-25
11/20	Bears	S	5	4	1	1	0	2.0	1	2	1	0	0	0	0	0	0	0	0	0	0	0	0	0	0	0	0	W	27-24
11/27	at Commanders	S	3	2	1	0	0.0	0	0	0	0	0	0	0	0	0	0	0	0	0	0	0	0	0	0	0	0	L	13-19
12/04	Steelers	S	3	0	3	0	0.0	0	0	2	0	0	0	0	0	0	0	0	0	0	0	0	0	0	0	0	0	L	16-19
12/18	at Saints	S	5	2	3	0	5.0	4.0	0	0	1	0	0	0	0	0	1	0	0	0	0	0	0	0	0	0	0	L	18-21
12/24	at Ravens	S	5	3	2	0	0.0	0	0	0	0	0	0	0	0	0	0	0	0	0	0	0	0	0	0	0	0	L	9-17
01/01	Cardinals	S	4	1	3	0	0.0	0	0	1	0	0	0	0	0	0	0	0	0	0	0	0	0	0	0	0	0	W	20-19
01/08	Buccaneers	S	3	2	1	0	0.0	1	7	1	0	0	0	0	0	0	0	0	0	0	0	0	0	0	0	0	0	W	30-17
<b>2022 TOTALS</b>		<b>17-17</b>	<b>58</b>	<b>29</b>	<b>29</b>	<b>4</b>	<b>26.0</b>	<b>6</b>	<b>28</b>	<b>12</b>	<b>1</b>	<b>28</b>	<b>28</b>	<b>1</b>	<b>2</b>	<b>0</b>	<b>1</b>	<b>0</b>	<b>0</b>	<b>0</b>	<b>0</b>	<b>0</b>	<b>0</b>	<b>0</b>	<b>0</b>	<b>0</b>	<b>0</b>	<b>7-10</b>	

+ - Overtime

## LORENZO CARTER'S 2021 GXG REGULAR-SEASON STATISTICS (GIANTS)

DATE	OPPONENT	P/S	TACKLES						INTERCEPTIONS				FUMBLES			ST		MISC		W/L	SCORE				
			TK	S	A	SK	YDS	TFL	YDS	QBH	NO	YDS	LG	TD	PD	FF	FR	TD	YDS			TK	S	A	FF
09/12	Broncos		NOT ON ROSTER																				L	13-27	
09/16	at Football Team	S	4	2	20.0	0.0	0	0	1	0	0	0	0	0	0	0	0	0	0	0	0	0	0	L	29-30
09/26	Falcons	S	1	1	00.0	0.0	1	1	0	0	0	0	0	0	0	1	0	0	0	0	0	0	0	L	14-17
10/03	at Saints	S	4	0	40.0	0.0	0	0	0	0	0	0	0	0	0	0	0	0	0	0	0	0	0	W	27-21+
10/10	at Cowboys	S	2	1	10.0	0.0	0	0	0	1	1	1	0	1	0	0	0	0	0	0	0	0	0	L	20-44
10/17	Rams	S	1	1	00.0	0.0	0	0	0	0	0	0	0	0	0	0	0	0	0	0	0	0	0	L	11-38
10/24	Panthers	S	4	2	20.0	0.0	0	0	0	0	0	0	0	0	0	0	0	0	0	0	0	0	0	W	25-3
11/01	at Chiefs		ON INACTIVE LIST																				L	17-20	
11/07	Raiders		ON INACTIVE LIST																				W	23-16	
11/22	at Buccaneers		ON INACTIVE LIST																				L	10-30	
11/28	Eagles	S	1	1	00.0	0.0	0	0	0	0	0	0	0	0	0	0	0	0	0	0	0	0	0	W	13-7
12/05	at Dolphins	S	3	2	10.0	0.0	0	0	0	0	0	0	0	0	0	0	0	0	0	0	0	0	0	L	9-20
12/12	at Chargers	S	4	1	30.0	0.0	0	0	1	0	0	0	0	0	0	0	0	0	0	0	0	0	0	L	21-37
12/19	Cowboys	S	4	3	12.0	2.0	2	3	3	0	0	0	1	1	0	0	0	0	0	0	0	0	0	L	6-21
12/26	at Eagles	S	3	2	11.0	5.0	0	0	1	0	0	0	1	1	0	0	0	0	0	0	0	0	0	L	10-34
01/02	at Bears	S	6	5	11.0	2.0	2	3	1	0	0	0	1	0	0	0	0	0	0	0	0	0	0	L	3-29
01/09	Football Team	S	9	6	31.0	7.0	1	7	1	0	0	0	1	0	0	0	0	0	0	0	0	0	0	L	7-22
<b>2021 TOTALS</b>		<b>13-13</b>	<b>46</b>	<b>27</b>	<b>19</b>	<b>5.0</b>	<b>16.0</b>	<b>6</b>	<b>14</b>	<b>8</b>	<b>1</b>	<b>1</b>	<b>1</b>	<b>0</b>	<b>5</b>	<b>2</b>	<b>1</b>	<b>0</b>	<b>0</b>	<b>0</b>	<b>0</b>	<b>0</b>	<b>0</b>	<b>4-13</b>	

+ - Overtime



# KIRK COUSINS

ACTIVE / QUARTERBACK

# 18



**Height:** 6-3

**DOB:** 8/19/1988 (age-35)

**Experience:** 13 Yrs

**With Falcons:** 1 Yr

**Weight:** 205 lbs

**School:** Michigan State

**Acquired:** FA '24

**Hometown:** Holland, Mich.

## CAREER

- » Has appeared in 150 regular-season games (145 starts), completing 3,465-of-5,177 passes (66.9 percent), for 39,471 yards, 270 passing touchdowns and 110 interceptions for a passer rating of 98.2. He has also totaled 304 carries for 958 rushing yards and 19 rushing touchdowns over 12 seasons (2012-23) for the Commanders and Vikings.
- » In the postseason, he has appeared in five games (four starts), completing 103-of-155 passes (66.5 percent) for 1,047 yards, five passing touchdowns and one interception for the Commanders and Vikings.

### Minnesota Vikings

- » In 2023, started eight games he appeared in for the Vikings and completed 216-of-311 passes (69.5 percent) for 2,331 yards, 18 passing touchdowns and five interceptions for a 103.8 passer rating before suffering a season-ending injury.
- » Started all 17 games in 2022 and completed 424-of-643 passes (65.9 percent) for 4,547 yards, 29 passing touchdowns and 14 interceptions for a 92.5 passer rating.
- » Set Vikings records for passing attempts (643) and passing first downs (230). Also totaled the second-most completions (424) and passing yards (4,547) in club history.
- » In 2022, he registered a career-high eight game-winning drives, most in the NFL and tied with Matthew Stafford (2016) for the most in a single season in NFL history.
- » Led the largest comeback in NFL history vs. Indianapolis (Week 15, 2022), overcoming a 33-point deficit to beat the Colts 39-36 in overtime.
- » In 2021, started all 16 games, completing 372-of-561 passes (66.3 percent) for 4,221 yards, 33 passing touchdowns and seven interceptions for a 103.1 passer rating, the fourth best mark in the NFL.
- » Started all 16 games in 2020 and completed 349-of-516 passes (67.6 percent) for 4,265 yards, 35 passing touchdowns and 13 interceptions for a 105.0 passer rating, the second-highest rating in his career.
- » Started 15 games in 2019, completing 307-of-444 passes (69.1 percent) for 3,603 yards, 26 passing touchdowns and six interceptions for a passer rating of 107.4.
- » His 107.4 passer rating marked a personal best and established the second-best single-season mark in Vikings history.
- » Earned his first career postseason victory in the overtime Wild Card win over New Orleans (Jan. 5, 2020), becoming the eighth quarterback in Vikings history to win his first start in the playoffs. Finished the game 19-of-31 for 242 yards, one touchdown and a 96.4 passer rating.
- » In 2018, started all 16 games in his debut season as a Viking, completing a career best 425-of-660 passes

(70.1 percent) for 4,298 yards, 30 passing touchdowns and 10 interceptions for a 99.7 passer rating.

### Washington Commanders

- » Started all 16 games in 2017, completing 347-of-540 passes (64.3 percent) for 4,093 yards and 27 touchdowns and 13 interceptions for a passer rating of 93.9.
- » Led Washington in rushing TDs (4) for the second time in his career (five in 2015), becoming the first Washington quarterback to lead the team in rushing touchdowns in multiple seasons since Norm Snead tied for the team lead in 1961 and 1962.
- » In 2016, completed 406-of-606 passes (67.0 percent) for a career-high 4,917 yards, 25 passing touchdowns and 12 interceptions for a 97.2 passer rating. His 4,917 passing yards ranked third in the NFL that season.
- » Started his first postseason game in 2016 and completed 29-of-46 passes (63.0 percent) for 329 yards, one passing touchdown and no interceptions for a passer rating of 91.6.
- » Started 16 games in 2015, finishing the season completing 379-of-543 passes (69.8 percent) for 4,166 yards, 29 passing touchdowns and 11 interceptions for a passer rating of 101.6.
- » Appeared in six games (five starts) in 2014 and totaled 1,710 yards, 10 passing touchdowns and nine interceptions on 126-of-204 attempts (61.8 percent) for an 86.4 rating.
- » Played in five games (three starts) and completed 81-of-155 passes (52.3 percent) for 854 yards, seven interceptions and four passing touchdowns for a passer rating of 58.4 in 2013.
- » In 2012, he played three regular-season games, completing 33-of-48 passes (68.8 percent) for 466 yards, four passing touchdowns and three interceptions for a passer rating of 101.6. Also saw action in one postseason game.

## HONORS

- » Four-time Pro Bowler (2016, 2019, 2021-22)
- » 8x Team Captain (2016-23)
- » Seven-time NFC Offensive Player of the Week (Week 15, 2022; Week 17, 2020; Week 12, 2020; Week 3, 2017; Week 11, 2016; Week 10, 2015; Week 7, 2015)
- » Three-time NFC Offensive Player of the Month (Oct. 2019; Nov. 2016; Dec. 2015)
- » Three-time FedEx Air Player of the Week (Week 6, 2019; Week 10, 2016; Week 3, 2014)
- » PFWA Co-Most Improved Player of the Year (2015)
- » Pepsi NFL Rookie of the Week (Week 14, 2012)

## COLLEGE

- » Played four seasons (2008-11) at Michigan State in East Lansing, Mich.
- » Appeared in 45 games, starting 39 of the final 40, completing 723 of 1,128 passes (64.1 percent) for 9,131 yards, 66 touchdowns and 30 interceptions.
- » Earned Academic All-Big Ten Conference honors all four seasons.
- » Finished his career as MSU's all-time record holder in passing yards (9,131), total offense (9,004 yards), completions (723), passing touchdowns (66), 200-yard passing games (26) and passing efficiency (146.1 rating).
- » Was one of seven players in school history to complete at least 60 percent of his passes for MSU, as his pass completion percentage of 64.1 was second in school history and tied for seventh in Big Ten history.

- » In 2006, earned All-State and Academic All-State Honorable Mention by Michigan High School Football Coaches Association, as he went on to set 35 school game, season and career records en route to garnering Area Player of the Year accolades.
- » That season, he completed 130 of 231 passes (56.3%) for 2,088 yards, 28 TDs and 10 INTs as a senior, leading the Maroons to the playoffs for the first time in school history.
- » Also lettered in football, baseball and basketball.
- » Earned All-Ottawa-Kent Conference honors as a quarterback, pitcher and shooting guard.
- » He and his wife, Julie, have two sons, Cooper and Turner.
- » Son of Don and MaryAnn Cousins.
- » Father, Don, is a minister and his mother, MaryAnn, is a flight attendant.
- » Brother, Kyle, lettered four times as a pitcher at Calvin College in Grand Rapids, Mich.
- » Published his first book, *Game Changers: Faith, Football, & Finding Your Way*, in 2013.
- » Graduated from Michigan State with a bachelor's degree in kinesiology.

## PERSONAL

- » Attended Holland Christian High School in Holland, Mich.
- » Was a three-star prospect by Rivals.com.
- » Finished his prep career completing 198-of-366 passes for 3,204 yards, 40 touchdowns and 18 interceptions in 16 games.

## IN THE COMMUNITY

### GIVING BACK

- » Surprised 50 children from People Serving People, the region's largest homeless shelter, with a Halloween party in 2019, buying the kids' costumes before ending the night at TCO Performance Center.
- » Together with Sleep Number, surprised Minnesota student-athletes who were selected as the Vikings 2019 Community Captains.
- » Supported Urban Homeworks, a nonprofit that builds affordable housing in urban areas, through the 2018 My Cause My Cleats campaign.
- » Held a summer youth football camp in Holland, Michigan, from 2013-19.
- » In October 2018, he launched the Julie and Kirk Cousins Foundation, which aims to inspire generosity in others and make famous the generous heart of God.
- » Partnered with Hy-Vee on a cereal, Cousins CinnaMinn Snaps, in 2020 with all proceeds benefiting the Boys & Girls Clubs of the Twin Cities.
- » Is a frequent guest speaker at churches around the country.

## TRANSACTIONS

Originally selected by the Washington Commanders in the fourth round (No. 102 overall) of the 2012 NFL Draft.

- » Was assigned a franchise tag by the Washington Commanders on March 1, 2016.
- » Signed a one-year deal with the Washington Commanders on March 3, 2016.
- » Assigned a franchise tag by the Washington Commanders on Feb. 28, 2017.
- » Signed a one-year deal with the Washington Commanders on March 13, 2017.
- » Signed a three-year deal with the Minnesota Vikings on March 15, 2018.
- » Signed a two-year extension with the Minnesota Vikings on March 16, 2020.
- » Signed a one-year extension with the Minnesota Vikings on March 13, 2022.
- » Signed by the Atlanta Falcons on March 13, 2024.

### REGULAR SEASON COMPARISON: PASSING - BALTIMORE RAVENS

DATE	OPP	W/L	GP/GS	C	ATT	YDS.	AVG.	TD	LG	INT	SK	SKYD	RTG
12/9/12	WAS vs. BLT	W	P	2	2	26	13.0	1	15	0	0	0	158.3
10/9/16	WAS @ BLT	W	S	29	41	260	6.3	1	27	1	1	10	85.4
11/7/21	MIN @ BLT	L	S	17	28	187	6.7	2	50	0	0	0	104.3
<b>TOTALS</b>			2/1 3/2	48	71	473	6.7	4	50	1	1	10	--

### KIRK COUSINS' NFL REGULAR SEASON PASSING STATISTICS

DATE	TEAM	GP	GS	ATT.	CMP.	PCT.	YDS	AVG.	TD	INT.	LG	SK	LST	RATE
2023	Vikings	8	8	311	216	69.5	2,331	7.5	18	5	62t	17	110	103.8
2022	Vikings	17	17	643	424	65.9	4,547	7.1	29	14	66	46	329	92.5
2021	Vikings	16	16	561	372	66.3	4,221	7.5	33	7	64t	28	197	103.1
2020	Vikings	16	16	516	349	67.6	4,265	8.3	35	13	71t	39	256	105.0
2019	Vikings	15	15	444	307	69.1	3,603	8.1	26	6	66	28	206	107.4
2018	Vikings	16	16	606	425	70.1	4,298	7.1	30	10	75t	40	262	99.7
2017	Redskins	16	16	540	347	64.3	4,093	7.6	27	13	74	41	342	93.9
2016	Redskins	16	16	606	406	67.0	4,917	8.1	25	12	80t	23	190	97.2
2015	Redskins	16	16	543	379	69.8	4,166	7.7	29	11	78t	26	186	101.6
2014	Redskins	6	5	204	126	61.8	1,710	8.4	10	9	81t	8	70	86.4
2013	Redskins	5	3	155	81	52.3	854	5.5	4	7	62	5	32	58.4
2012	Redskins	3	1	48	33	68.8	466	9.7	4	3	77t	3	27	101.6
<b>TOTALS</b>		150	145	5,177	3,465	66.9	39,471	7.6	270	110	81T	304	2,207	98.2

### KIRK COUSINS' NFL POSTSEASON PASSING STATISTICS

DATE	TEAM	GP	GS	ATT.	CMP.	PCT.	YDS	AVG.	TD	INT.	LG	SK	LST	RATE
2022	Vikings	1	1	39	31	79.5	273	7.0	2	0	28	0	0	112.9
2019	Vikings	2	2	60	40	66.7	414	6.9	2	1	43	8	56	90.6
2015	Redskins	1	1	46	29	63.0	329	7.2	1	0	38	6	59	91.7
2012	Redskins	1	0	10	3	30.0	31	3.1	0	0	15	0	0	40.0
<b>TOTALS</b>		5	4	155	103	66.5	1,047	6.8	5	1	43	14	115	93.7

### KIRK COUSINS' NFL REGULAR SEASON RUSHING STATISTICS

DATE	TEAM	NO.	YDS.	AVG.	LG	TD
2023	Vikings	14	25	1.8	10	0
2022	Vikings	31	97	3.1	19	2
2021	Vikings	29	115	4.0	29	1
2020	Vikings	32	156	4.9	16	1
2019	Vikings	31	63	2.0	14	1
2018	Vikings	44	123	2.8	19	1
2017	Redskins	49	179	3.7	18	4
2016	Redskins	34	96	2.8	19t	4
2015	Redskins	26	48	1.8	13t	5
2014	Redskins	7	20	2.9	12	0
2013	Redskins	4	14	3.5	6	0
2012	Redskins	3	22	7.3	17	0
<b>TOTALS</b>		304	958	3.2	29	19

### KIRK COUSINS' NFL POSTSEASON RUSHING STATISTICS

DATE	TEAM	NO.	YDS.	AVG.	LG	TD
2022	Vikings	1	1	1.0	1t	1
2019	Vikings	2	-1	-0.5	0	0
2015	Redskins	2	2	1.0	3t	1
2012	Redskins	1	0	0.0	0	0
<b>TOTALS</b>		6	2	0.3	3T	2

## KIRK COUSINS' NFL REGULAR SEASON PASSING/RUSHING STATISTICS

DATE	TEAM	GP	GS	PASSING										RUSHING					
				ATT.	CMP.	PCT.	YDS	AVG.	TD	INT.	LG	SK	LST	RATE	NO.	YDS.	AVG.	LG	TD
2023	Vikings	8	8	311	216	69.5	2,331	7.5	18	5	62t	17	110	103.8	14	25	1.8	10	0
2022	Vikings	17	17	643	424	65.9	4,547	7.1	29	14	66	46	329	92.5	31	97	3.1	19	2
2021	Vikings	16	16	561	372	66.3	4,221	7.5	33	7	64t	28	197	103.1	29	115	4.0	29	1
2020	Vikings	16	16	516	349	67.6	4,265	8.3	35	13	71t	39	256	105.0	32	156	4.9	16	1
2019	Vikings	15	15	444	307	69.1	3,603	8.1	26	6	66	28	206	107.4	31	63	2.0	14	1
2018	Vikings	16	16	606	425	70.1	4,298	7.1	30	10	75t	40	262	99.7	44	123	2.8	19	1
2017	Redskins	16	16	540	347	64.3	4,093	7.6	27	13	74	41	342	93.9	49	179	3.7	18	4
2016	Redskins	16	16	606	406	67.0	4,917	8.1	25	12	80t	23	190	97.2	34	96	2.8	19t	4
2015	Redskins	16	16	543	379	69.8	4,166	7.7	29	11	78t	26	186	101.6	26	48	1.8	13t	5
2014	Redskins	6	5	204	126	61.8	1,710	8.4	10	9	81t	8	70	86.4	7	20	2.9	12	0
2013	Redskins	5	3	155	81	52.3	854	5.5	4	7	62	5	32	58.4	4	14	3.5	6	0
2012	Redskins	3	1	48	33	68.8	466	9.7	4	3	77t	3	27	101.6	3	22	7.3	17	0
<b>TOTALS</b>		<b>150</b>	<b>145</b>	<b>5,177</b>	<b>3,465</b>	<b>66.9</b>	<b>39,471</b>	<b>7.6</b>	<b>270</b>	<b>110</b>	<b>81T</b>	<b>304</b>	<b>2,207</b>	<b>98.2</b>	<b>304</b>	<b>958</b>	<b>3.2</b>	<b>29</b>	<b>19</b>

## KIRK COUSINS' NFL POSTSEASON PASSING/RUSHING STATISTICS

DATE	TEAM	GP	GS	PASSING										RUSHING					
				ATT.	CMP.	PCT.	YDS	AVG.	TD	INT.	LG	SK	LST	RATE	NO.	YDS.	AVG.	LG	TD
2022	Vikings	1	1	39	31	79.5	273	7.0	2	0	28	0	0	112.9	1	1	1.0	1t	1
2019	Vikings	2	2	60	40	66.7	414	6.9	2	1	43	8	56	90.6	2	-1	-0.5	0	0
2015	Redskins	1	1	46	29	63.0	329	7.2	1	0	38	6	59	91.7	2	2	1.0	3t	1
2012	Redskins	1	0	10	3	30.0	31	3.1	0	0	15	0	0	40.0	1	0	0.0	0	0
<b>TOTALS</b>		<b>5</b>	<b>4</b>	<b>155</b>	<b>103</b>	<b>66.5</b>	<b>1,047</b>	<b>6.8</b>	<b>5</b>	<b>1</b>	<b>43</b>	<b>14</b>	<b>115</b>	<b>93.7</b>	<b>6</b>	<b>2</b>	<b>0.3</b>	<b>3T</b>	<b>2</b>

### KIRK COUSINS' SINGLE-GAME HIGHS: QUARTERBACK

<p><b>Pass Attempts</b> 56 at Cincinnati Bengals, Oct 30, 2016 55 vs. Buffalo Bills, Sep 23, 2018 54 vs. Indianapolis Colts, Dec 17, 2022</p> <p><b>Pass Completions</b> 41 at Dallas Cowboys, Nov 24, 2016 40 vs. Buffalo Bills, Sep 23, 2018 38 at Cincinnati Bengals, Oct 30, 2016 460 vs. Indianapolis Colts, Dec 17, 2022</p> <p><b>Yards Passing</b> 458 at Cincinnati Bengals, Oct 30, 2016 449 at Dallas Cowboys, Nov 24, 2016</p> <p><b>TD Passes</b> 4 at Philadelphia Eagles, Sep 14, 2023 4 vs. Indianapolis Colts, Dec 17, 2022 ...6 more at 4.</p> <p><b>Long Passes</b> 81t at Philadelphia Eagles, Sep 21, 2014 80t at Philadelphia Eagles, Dec 11, 2016 78t vs. New Orleans Saints, Nov 15, 2015</p> <p><b>Completion Percentage</b> 88.5 vs. Washington Redskins, Oct 24, 2019 85.2 vs. St. Louis Rams, Sep 20, 2015 85.0 at Chicago Bears, Jan 08, 2023</p>	<p><b>Passer Rating</b> 158.3 vs. New Orleans Saints, Nov 15, 2015 155.1 at Dallas Cowboys, Jan 03, 2016 153.7 vs. Buffalo Bills, Dec 20, 2015</p> <p><b>Rush Attempts</b> 7 at Kansas City Chiefs, Oct 02, 2017 6 at Buffalo Bills, Nov 13, 2022 6 vs. Atlanta Falcons, Sep 08, 2019 ...1 more at 6.</p> <p><b>Rushing Yards</b> 41 at Tampa Bay Buccaneers, Dec 13, 2020 38 at Kansas City Chiefs, Oct 02, 2017 37 at Green Bay Packers, Jan 01, 2023</p> <p><b>Rushing Average</b> 5.4 at Kansas City Chiefs, Oct 02, 2017 <b>Longest Runs</b> 29 at Arizona Cardinals, Sep 19, 2021 19 at Green Bay Packers, Jan 01, 2023 19 at Los Angeles Rams, Sep 27, 2018 ...1 more at 19.</p> <p><b>Rushing TDs</b> 2 vs. Minnesota Vikings, Nov 12, 2017 2 at Chicago Bears, Dec 24, 2016 1 vs. Arizona Cardinals, Oct 30, 2022 ...14 more at 1.</p>
--	---



### KIRK COUSINS' SINGLE-GAME HIGHS - POSTSEASON: QUARTERBACK

<b>Pass Attempts</b>	46 vs. Green Bay Packers, Jan 10, 2016 39 vs. New York Giants, Jan 15, 2023 31 at New Orleans Saints, Jan 05, 2020	<b>Passer Rating</b>	112.9 vs. New York Giants, Jan 15, 2023 96.4 at New Orleans Saints, Jan 05, 2020 91.7 vs. Green Bay Packers, Jan 10, 2016
<b>Pass Completions</b>	31 vs. New York Giants, Jan 15, 2023 29 vs. Green Bay Packers, Jan 10, 2016 21 at San Francisco 49ers, Jan 11, 2020	<b>Rush Attempts</b>	2 at New Orleans Saints, Jan 05, 2020 2 vs. Green Bay Packers, Jan 10, 2016 1 vs. New York Giants, Jan 15, 2023 ...1 more at 1.
<b>Yards Passing</b>	329 vs. Green Bay Packers, Jan 10, 2016 273 vs. New York Giants, Jan 15, 2023 242 at New Orleans Saints, Jan 05, 2020	<b>Rushing Yards</b>	2 vs. Green Bay Packers, Jan 10, 2016 1 vs. New York Giants, Jan 15, 2023
<b>TD Passes</b>	2 vs. New York Giants, Jan 15, 2023 1 at San Francisco 49ers, Jan 11, 2020 1 at New Orleans Saints, Jan 05, 2020 ...1 more at 1.	<b>Longest Runs</b>	3t vs. Green Bay Packers, Jan 10, 2016 1t vs. New York Giants, Jan 15, 2023
<b>Long Passes</b>	43 at New Orleans Saints, Jan 05, 2020 41t at San Francisco 49ers, Jan 11, 2020 38 vs. Green Bay Packers, Jan 10, 2016	<b>Rushing TDs</b>	1 vs. New York Giants, Jan 15, 2023 1 vs. Green Bay Packers, Jan 10, 2016
<b>Completion Percentage</b>	79.5 vs. New York Giants, Jan 15, 2023 72.4 at San Francisco 49ers, Jan 11, 2020 63.0 vs. Green Bay Packers, Jan 10, 2016		

## KIRK COUSINS' 300-YARD PASSING GAMES (50): REGULAR SEASON

DATE	TEAM	NO.	YDS.	AVG.	LG	TD
12/16/12	at Browns	26	329	12.7	54t	2
12/15/13	at Falcons	29	381	13.1	62	3
09/21/14	at Eagles	30	427	14.2	81t	3
10/12/14	at Cardinals	24	354	14.8	64t	2
09/24/15	at Giants	30	316	10.5	26	1
10/25/15	BUCCANEE RS	33	317	9.6	38	3
11/15/15	SAINTS	20	324	16.2	78t	4
11/29/15	GIANTS	20	302	15.1	63t	1
12/13/15	at Bears	24	300	12.5	32	1
12/20/15	BILLS	22	319	14.5	77t	4
12/26/15	at Eagles	31	365	11.8	28	4
09/12/16	STEELERS	30	329	11.0	33	0
09/18/16	COWBOYS	28	364	13.0	57	1
10/23/16	at Lions	30	301	10.0	27	1
10/30/16	at Bengals	38	458	12.1	44	2
11/20/16	PACKERS	21	375	17.9	70t	3
11/24/16	at Cowboys	41	449	11.0	67t	3
12/19/16	PANTHERS	32	315	9.8	23	0
09/24/17	RAIDERS	25	365	14.6	74	3
10/15/17	49ERS	25	330	13.2	51	2
10/23/17	at Eagles	30	303	10.1	32	3
11/12/17	VIKINGS	26	327	12.6	36t	1
11/19/17	at Saints	22	322	14.6	40t	3
09/16/18	at Packers	35	425	12.1	75t	4
09/27/18	at Rams	36	422	11.7	45t	3
10/07/18	at Eagles	30	301	10.0	68	1
10/28/18	SAINTS	31	359	11.6	31	2
11/25/18	PACKERS	29	342	11.8	33	3
10/06/19	at Giants	22	306	13.9	44	2
10/13/19	EAGLES	22	333	15.1	62t	4
10/20/19	at Lions	24	338	14.1	66	4
11/17/19	BRONCOS	29	319	11.0	54t	3
10/18/20	FALCONS	24	343	14.3	49t	3
11/22/20	COWBOYS	22	314	14.3	51	3
11/29/20	PANTHERS	34	307	9.0	25	3
12/06/20	JAGUARS	28	305	10.9	40	3
01/03/21	at Lions	28	405	14.5	40t	3
09/12/21	at Bengals	36	351	9.8	34	2
09/26/21	SEAHAWKS	30	323	10.8	28	3
10/17/21	at Panthers	33	373	11.3	40	3
11/21/21	PACKERS	24	341	14.2	56	3
12/05/21	at Lions	30	340	11.3	48	2
12/26/21	RAMS	27	315	11.7	34	1
11/13/22	at Bills	30	357	11.9	46	1
12/11/22	at Lions	31	425	13.7	47	2
12/17/22	COLTS	34	460	13.5	64t	4
09/10/23	BUCCANEE RS	33	344	10.4	42	2
09/14/23	at Eagles	31	364	11.7	62t	4

09/24/23	CHARGERS	32	367	11.5	52t	3
10/23/23	49ERS	35	378	10.8	60t	2

### KIRK COUSINS' 300-YARD PASSING GAMES (1): POSTSEASON

DATE	TEAM	NO.	YDS.	AVG.	LG	TD
01/10/16	PACKERS	29	329	11.3	38	1

### KIRK COUSINS' 2023 GXG REGULAR-SEASON STATISTICS (VIKINGS)

DATE	OPPONENT	P/S	PASSING											RUSHING					W/L	SCORE
			ATT	CMP	YDS	PCT	Y/A	Y/C	TD	INT	LG	SK/YD	RATE	ATT	YDS	LG	TD			
09/10	Buccaneers	S	44	33	344	75.0	7.8	10.4	2	1	42	2/16	102.8	3	7	4	0	L	17-20	
09/14	at Eagles	S	44	31	364	70.5	8.3	11.7	4	0	62t	2/18	125.6	0	0	0	0	L	28-34	
09/24	Chargers	S	50	32	367	64.0	7.3	11.5	3	1	52t	4/22	97.7	1	10	10	0	L	24-28	
10/01	at Panthers	S	19	12	139	63.2	7.3	11.6	2	2	30t	2/9	80.7	1	0	0	0	W	21-13	
10/08	Chiefs	S	47	29	284	61.7	6.0	9.8	2	0	27	3/25	92.9	3	5	2	0	L	20-27	
10/15	at Bears	S	31	21	181	67.7	5.8	8.6	1	0	21	2/7	93.6	2	-5	1	0	W	19-13	
10/23	49ers	S	45	35	378	77.8	8.4	10.8	2	1	60t	0/0	107.2	2	-1	0	0	W	22-17	
10/29	at Packers	S	31	23	274	74.2	8.8	11.9	2	0	32	2/13	122.2	2	9	7	0	W	24-10	
11/05	at Falcons																	W	31-28	
11/12	Saints																	W	27-19	
11/19	at Broncos																	L	20-21	
11/27	Bears																	L	10-12	
12/10	at Raiders																	W	3-0	
12/16	at Bengals																	L	24-27+	
12/24	Lions																	L	24-30	
12/31	Packers																	L	10-33	
01/07	at Lions																	L	20-30	
<b>2023 TOTALS</b>		<b>8-8</b>	<b>311</b>	<b>216</b>	<b>2,331</b>	<b>69.5</b>	<b>7.5</b>	<b>10.8</b>	<b>18</b>	<b>5</b>	<b>62T</b>	<b>17/110</b>	<b>103.8</b>	<b>14</b>	<b>25</b>	<b>10</b>	<b>0</b>	<b>7-10</b>		

+ - Overtime

### KIRK COUSINS' 2022 GXG REGULAR-SEASON STATISTICS (VIKINGS)

DATE	OPPONENT	P/S	PASSING											RUSHING					W/L	SCORE
			ATT	CMP	YDS	PCT	Y/A	Y/C	TD	INT	LG	SK/YD	RATE	ATT	YDS	LG	TD			
09/11	Packers	S	32	23	277	71.9	8.7	12.0	2	0	64	1/8	118.9	0	0	0	0	W	23-7	
09/19	at Eagles	S	46	27	221	58.7	4.8	8.2	1	3	19	2/19	51.1	2	20	13	0	L	7-24	
09/25	Lions	S	41	24	260	58.5	6.3	10.8	2	0	28t	1/10	93.5	1	-1	-1	0	W	28-24	
10/02	at Saints	S	38	25	273	65.8	7.2	10.9	1	1	41	3/23	84.6	0	0	0	0	W	28-25	
10/09	Bears	S	41	32	296	78.0	7.2	9.3	1	1	31	1/7	94.7	4	4	5	1	W	29-22	
10/16	at Dolphins	S	30	20	175	66.7	5.8	8.8	2	0	47	3/19	104.2	2	-5	-1	0	W	24-16	
10/30	Cardinals	S	36	24	232	66.7	6.4	9.7	2	0	29	3/24	103.0	4	22	17t	1	W	34-26	
11/06	at Commanders	S	40	22	265	55.0	6.6	12.0	2	1	47	2/17	81.8	2	-2	2	0	W	20-17	
11/13	at Bills	S	50	30	357	60.0	7.1	11.9	1	2	46	4/23	71.8	6	12	15	0	W	33-30+	
11/20	Cowboys	S	23	12	105	52.2	4.6	8.8	0	0	15	7/49	64.6	0	0	0	0	L	3-40	
11/24	Patriots	S	37	30	299	81.1	8.1	10.0	3	1	37	1/9	116.1	1	-1	-1	0	W	33-26	
12/04	Jets	S	35	21	173	60.0	4.9	8.2	1	0	38	2/14	82.2	3	9	11	0	W	27-22	
12/11	at Lions	S	41	31	425	75.6	10.4	13.7	2	0	47	3/26	124.5	0	0	0	0	L	23-34	
12/17	Colts	S	54	34	460	63.0	8.5	13.5	4	2	64t	7/34	99.3	2	0	1	0	W	39-36+	
12/24	Giants	S	48	34	299	70.8	6.2	8.8	3	0	25	4/29	107.9	1	2	2	0	W	27-24	
01/01	at Packers	S	31	18	205	58.1	6.6	11.4	1	3	47t	2/18	49.2	3	37	19	0	L	17-41	
01/08	at Bears	S	20	17	225	85.0	11.3	13.2	1	0	66	0/0	130.2	0	0	0	0	W	29-13	
<b>2022 TOTALS</b>		<b>17-17</b>	<b>643</b>	<b>424</b>	<b>4,547</b>	<b>65.9</b>	<b>7.1</b>	<b>10.7</b>	<b>29</b>	<b>14</b>	<b>66</b>	<b>46/329</b>	<b>92.5</b>	<b>31</b>	<b>97</b>	<b>19</b>	<b>2</b>	<b>13-4</b>		

+ - Overtime

## KIRK COUSINS' 2021 GYG REGULAR-SEASON STATISTICS (VIKINGS)

DATE	OPPONENT	P/S	PASSING											RUSHING					W/L	SCORE
			ATT	CMP	YDS	PCT	Y/A	Y/C	TD	INT	LG	SK/YD	RATE	ATT	YDS	LG	TD			
09/12	at Bengals	S	49	36	351	73.5	7.2	9.8	2	0	34	3/26	106.8	0	0	0	0	L	24-27+	
09/19	at Cardinals	S	32	22	244	68.8	7.6	11.1	3	0	64t	1/2	122.4	2	35	29	0	L	33-34	
09/26	Seahawks	S	38	30	323	78.9	8.5	10.8	3	0	28	1/10	128.4	1	2	2	0	W	30-17	
10/03	Browns	S	38	20	203	52.6	5.3	10.2	1	1	31	2/13	66.0	2	0	1	0	L	7-14	
10/10	Lions	S	34	25	275	73.5	8.1	11.0	1	1	37	2/11	94.6	1	4	4	0	W	19-17	
10/17	at Panthers	S	48	33	373	68.8	7.8	11.3	3	0	40	0/0	112.6	2	16	16	0	W	34-28+	
10/31	Cowboys	S	35	23	184	65.7	5.3	8.0	1	0	32	1/7	88.3	3	18	13	0	L	16-20	
11/07	at Ravens	S	28	17	187	60.7	6.7	11.0	2	0	50t	0/0	104.3	1	1	1t	1	L	31-34+	
11/14	at Chargers	S	37	25	294	67.6	7.9	11.8	2	0	27	2/16	109.5	4	-3	4	0	W	27-20	
11/21	Packers	S	35	24	341	68.6	9.7	14.2	3	0	56	2/23	128.4	2	-4	-2	0	W	34-31	
11/28	at 49ers	S	32	20	238	62.5	7.4	11.9	2	1	30	1/6	93.0	0	0	0	0	L	26-34	
12/05	at Lions	S	40	30	340	75.0	8.5	11.3	2	0	48	3/14	116.7	2	6	7	0	L	27-29	
12/09	Steelers	S	31	14	216	45.2	7.0	15.4	2	2	62t	0/0	63.4	2	14	11	0	W	36-28	
12/20	at Bears	S	24	12	87	50.0	3.6	7.3	2	1	18	4/26	69.3	2	10	7	0	W	17-9	
12/26	Rams	S	38	27	315	71.1	8.3	11.7	1	1	34	3/20	93.6	4	17	8	0	L	23-30	
01/02	at Packers		DID NOT PLAY															L	10-37	
01/09	Bears	S	22	14	250	63.6	11.4	17.9	3	0	45t	3/23	142.0	1	-1	-1	0	W	31-17	
<b>2021 TOTALS</b>	<b>16-16</b>		<b>561</b>	<b>372</b>	<b>4,221</b>	<b>66.3</b>	<b>7.5</b>	<b>11.3</b>	<b>33</b>	<b>7</b>	<b>64T</b>	<b>28/197</b>	<b>103.1</b>	<b>29</b>	<b>115</b>	<b>29</b>	<b>1</b>	<b>8-9</b>		

+ - Overtime

## KIRK COUSINS' 2022 GYG POSTSEASON STATISTICS (VIKINGS)

DATE	OPPONENT	P/S	PASSING											RUSHING					W/L	SCORE
			ATT	CMP	YDS	PCT	Y/A	Y/C	TD	INT	LG	SK/YD	RATE	ATT	YDS	LG	TD			
01/15	Giants	S	39	31	273	79.5	7.0	8.8	2	0	28	0/0	112.9	1	1	1t	1	L	24-31	
<b>2022 TOTALS</b>	<b>1-1</b>		<b>39</b>	<b>31</b>	<b>273</b>	<b>79.5</b>	<b>7.0</b>	<b>8.8</b>	<b>2</b>	<b>0</b>	<b>28</b>	<b>0/0</b>	<b>112.9</b>	<b>1</b>	<b>1</b>	<b>1T</b>	<b>1</b>	<b>0-1</b>		



# DANE CRUIKSHANK

ACTIVE SAFETY

# 31



**Height:** 6-1

**DOB:** 4/27/1995 (age-29)

**Experience:** 5 Yrs

**With Falcons:** 1 Yr

**Weight:** 209 lbs

**School:** Arizona

**Acquired:** FA-'24

**Hometown:** Chino Hills, Calif.

## CAREER

- » Has appeared in 54 games (four starts) and has recorded 42 tackles (31 solo), two passes defended, one interception and one tackle for loss over six seasons for the Titans and Bears.
- » In 2023, he appeared in two games for the Titans.
- » Played eight games for the Bears in 2022 and recorded one special teams tackle.
- » Appeared in 14 games (four starts) and registered 38 tackles (27 solo) on defense, three special teams tackles and one forced fumble for the Titans in 2021.
- » In 2020, he appeared in two games and caught one interception returned for 13 yards on defense and recorded one special teams tackle.
- » Played in 16 games in 2019 and recorded one tackle on defense and nine special teams tackles.
- » As a rookie in 2018, he appeared in 12 games and notched three tackles on defense while adding seven special teams tackles.

## COLLEGE

- » Played three seasons at Arizona in Tucson, Ariz.
- » Cruikshank started in all 25 games he appeared in for the Wildcats, recording 134 tackles (108 solo), 12

## TRANSACTIONS

- » Selected by the Tennessee Titans in the fifth round (152nd overall) of the 2018 NFL Draft.
- » Signed by the Chicago Bears on March 30, 2022.
- » Signed by the New York Jets on July 21, 2023.
- » Released by the New York Jets on August 25, 2023.
- » Signed to the Tennessee Titans practice squad on September 25, 2023.
- » Signed to the Tennessee Titans active roster on October 7, 2023.
- » Signed by the Atlanta Falcons on May 13, 2024.

passes defended, six tackles for loss, five interceptions, one forced fumble and one sack.

- » As a redshirt sophomore in 2017, he started all 13 games and recorded single-season career highs in tackles (74), tackles for loss (4.5) and interceptions (three), while adding five passes defended, one forced fumble and one sack.
- » Named a team captain by his teammates.
- » In 2016, he started all 12 games and registered 60 tackles (53 solo), seven passes defended, two interceptions and 1.5 tackles for loss.
- » Tied for the team lead with two interceptions. He also finished fourth on the team in tackles (60) and second in passes defended (seven).
- » Attended Citrus College for two seasons (2013-14).

## PERSONAL

- » Born in Chino Hills, Calif.
- » Attended Ayala High School in Chino Hills, Calif.
- » Earned first-team All-State honors in 2014.
- » Named to the PrepStar All-West Region.
- » Son of Dana Cruikshank and Beverley Jackson.
- » Majored in general studies at Arizona.

## REGULAR SEASON COMPARISON: DEFENSIVE - BALTIMORE RAVENS

DATE	OPP	TACKLES										MISC				
		W/L	GP/GS	TOT	SOLO	ASST	SACK	YDS.	INT	TFL	PD	QBH	TD	FF	FR	
10/14/18	TEN vs. BLT	L	P	2	2	0	0.0	0.0	0	1	0	0	0	0	0	
<b>TOTALS</b>		0/1	1/0	2	2	0	0.0	0.0	0	1	0	0	0	0	0	

**POSTSEASON COMPARISON: DEFENSIVE - BALTIMORE RAVENS**

DATE	OPP	W/L	GP/GS	TACKLES										MISC			
				TOT	SOLO	ASST	SACK	YDS.	INT	TFL	PD	QBH	TD	FF	FR		
1/11/20	TEN @ BLT	W	P	0	0	0	0	0	0.0	0.0	0	0	1	0	0	0	0
<b>TOTALS</b>		1/0	1/0	0	0	0	0	0.0	0.0	0	0	1	0	0	0	0	

**DANE CRUIKSHANK'S NFL REGULAR SEASON DEFENSIVE STATISTICS**

DATE	TEAM	GP	GS	TACKLES							INTERCEPTIONS					FUMBLES					ST			MISC						
				TK	S	A	TFL	YDS	SK	YDS	QBH	NO	YDS	LG	TD	PD	FF	FR	TD	YDS	TK	S	A	FF	FR	S	A			
2023	Jets	0	0	0	0	0	0	0	0	0.0	0.0	0	0	0	0	0	0	0	0	0	0	0	0	0	0	0	0			
2022	Bears	8	0	0	0	0	0	0	0	0.0	0.0	0	0	0	0	0	0	0	0	0	0	0	0	1	0	1	0	0	0	0
2021	Titans	14	4	38	27	11	0	0	0.0	0.0	0	0	0	0	0	1	0	0	0	0	5	3	2	1	0	0	0	0	0	
2020	Titans	2	0	0	0	0	0	0	0.0	0.0	0	1	13	13	0	1	0	0	0	0	1	0	1	0	1	0	0	0	0	
2019	Titans	16	0	1	1	0	0	0	0.0	0.0	0	0	0	0	0	0	0	0	0	0	9	5	4	0	0	0	0	0	0	
2018	Titans	12	0	3	3	0	1	1	10.0	0.0	0	0	0	0	0	0	0	0	0	0	8	7	1	0	0	0	0	0	0	
<b>NFL TOTALS</b>		<b>52</b>	<b>4</b>	<b>42</b>	<b>31</b>	<b>11</b>	<b>1</b>	<b>1</b>	<b>10.0</b>	<b>0.0</b>	<b>0</b>	<b>1</b>	<b>13</b>	<b>13</b>	<b>0</b>	<b>2</b>	<b>0</b>	<b>0</b>	<b>0</b>	<b>0</b>	<b>24</b>	<b>15</b>	<b>9</b>	<b>1</b>	<b>0</b>	<b>0</b>	<b>0</b>	<b>0</b>	<b>0</b>	

**DANE CRUIKSHANK'S NFL POSTSEASON DEFENSIVE STATISTICS**

DATE	TEAM	GP	GS	TACKLES							INTERCEPTIONS					FUMBLES					ST			MISC					
				TK	S	A	TFL	YDS	SK	YDS	QBH	NO	YDS	LG	TD	PD	FF	FR	TD	YDS	TK	S	A	FF	FR	S	A		
2021	Titans	1	0	4	3	1	0	0	0.0	0.0	0	0	0	0	0	0	0	0	0	0	0	0	0	0	0	0	0	0	0
2020	Titans	0	0	0	0	0	0	0	0.0	0.0	0	0	0	0	0	0	0	0	0	0	0	0	0	0	0	0	0	0	0
2019	Titans	3	0	0	0	0	0	0	0.0	0.0	0	0	0	0	1	0	0	0	0	0	0	0	0	0	0	0	0	0	0
<b>NFL TOTALS</b>		<b>4</b>	<b>0</b>	<b>4</b>	<b>3</b>	<b>1</b>	<b>0</b>	<b>0</b>	<b>0.0</b>	<b>0.0</b>	<b>0</b>	<b>0</b>	<b>0</b>	<b>0</b>	<b>1</b>	<b>0</b>	<b>0</b>	<b>0</b>	<b>0</b>	<b>0</b>	<b>0</b>	<b>0</b>	<b>0</b>	<b>0</b>	<b>0</b>	<b>0</b>	<b>0</b>	<b>0</b>	<b>0</b>

**DANE CRUIKSHANK'S SINGLE-GAME HIGHS: DEFENSIVE**

- Total Tackles** 8 vs. Kansas City Chiefs, Oct 24, 2021      **Interceptions** 1 vs. Pittsburgh Steelers, Oct 25, 2020
- 7 at Jacksonville Jaguars, Oct 10, 2021      **Interception Return Yards** 13 vs. Pittsburgh Steelers, Oct 25, 2020
- 6 vs. Indianapolis Colts, Sep 26, 2021      **Special Teams Tackles** 2 vs. Jacksonville Jaguars, Nov 24, 2019
- Solo Tackles** 7 vs. Kansas City Chiefs, Oct 24, 2021      2 vs. Indianapolis Colts, Sep 15, 2019
- 6 at Jacksonville Jaguars, Oct 10, 2021      ...2 more at 2.
- 4 vs. Indianapolis Colts, Sep 26, 2021      **Special Teams Forced Fumbles** 1 at New York Jets, Oct 03, 2021
- Passes Defensed** 1 vs. Indianapolis Colts, Sep 26, 2021
- 1 vs. Pittsburgh Steelers, Oct 25, 2020
- Tackles For Loss** 1 vs. Baltimore Ravens, Oct 14, 2018

**DANE CRUIKSHANK'S SINGLE-GAME HIGHS - POSTSEASON: DEFENSIVE**

- Total Tackles** 4 vs. Cincinnati Bengals, Jan 22, 2022      **Passes Defensed** 1 at Baltimore Ravens, Jan 11, 2020
- Solo Tackles** 3 vs. Cincinnati Bengals, Jan 22, 2022



### DANE CRUIKSHANK'S 2023 GXG REGULAR-SEASON STATISTICS (JETS)

		TACKLES				INTERCEPTIONS				FUMBLES				ST		MIS								
		T	YD	TF	YD	QB	N	YD	L	T	P	F	F	T	YD	T	F	F	S	A	W/L	SCORE		
		K	S	ASK	S	L	S	H	O	S	G	D	D	F	R	D	S	K	SAF	R	S	A		
09/11	Bills								DID NOT PLAY												W	22-16+		
09/17	at Cowboys								DID NOT PLAY													L	10-30	
09/24	Patriots								DID NOT PLAY													L	10-15	
10/01	Chiefs								DID NOT PLAY													L	20-23	
10/08	at Broncos								DID NOT PLAY													W	31-21	
10/15	Eagles								DID NOT PLAY													W	20-14	
10/29	at Giants								DID NOT PLAY													W	13-10+	
11/06	Chargers								DID NOT PLAY													L	6-27	
11/12	at Raiders								DID NOT PLAY													L	12-16	
11/19	at Bills								DID NOT PLAY													L	6-32	
11/24	Dolphins								DID NOT PLAY													L	13-34	
12/03	Falcons								DID NOT PLAY													L	8-13	
12/10	Texans								DID NOT PLAY													W	30-6	
12/17	at Dolphins								DID NOT PLAY													L	0-30	
12/24	Commanders								DID NOT PLAY													W	30-28	
12/28	at Browns								DID NOT PLAY													L	20-37	
01/07	at Patriots								DID NOT PLAY													W	17-3	
2023 TOTALS		0	0	0	0	0	0	0	0	0	0	0	0	0	0	0	0	0	0	0	0	0	7-10	

+ - Overtime

### DANE CRUIKSHANK'S 2022 GXG REGULAR-SEASON STATISTICS (BEARS)

		TACKLES				INTERCEPTIONS				FUMBLES				ST		MIS								
		T	YD	TF	YD	QB	N	YD	L	T	P	F	F	T	YD	T	F	F	S	A	W/L	SCORE		
		K	S	ASK	S	L	S	H	O	S	G	D	D	F	R	D	S	K	SAF	R	S	A		
09/11	49ers	P	0	0	0	0	0	0	ON INACTIVE LIST													W	19-10	
09/18	at Packers	P	0	0	0	0	0	0	ON INACTIVE LIST													L	10-27	
09/25	Texans								ON INACTIVE LIST													W	23-20	
10/02	at Giants								ON INACTIVE LIST													L	12-20	
10/09	at Vikings								ON INACTIVE LIST													L	22-29	
10/13	Commanders	P	0	0	0	0	0	0	ON INACTIVE LIST													L	7-12	
10/24	at Patriots	P	0	0	0	0	0	0	ON INACTIVE LIST								1	0	1	0	0	0	W	33-14
10/30	at Cowboys	P	0	0	0	0	0	0	ON INACTIVE LIST								0	0	0	0	0	0	L	29-49
11/06	Dolphins	P	0	0	0	0	0	0	ON INACTIVE LIST								0	0	0	0	0	0	L	32-35
11/13	Lions	P	0	0	0	0	0	0	ON INACTIVE LIST								0	0	0	0	0	0	L	30-31
11/20	at Falcons								ON INACTIVE LIST														L	24-27
11/27	at Jets	P	0	0	0	0	0	0	ON INACTIVE LIST								0	0	0	0	0	0	L	10-31
12/04	Packers								INJURED RESERVE													L	19-28	
12/18	Eagles								INJURED RESERVE													L	20-25	
12/24	Bills								INJURED RESERVE													L	13-35	
01/01	at Lions								INJURED RESERVE													L	10-41	
01/08	Vikings								INJURED RESERVE													L	13-29	
2022 TOTALS		8-0	0	0	0	0	0	0	0	0	0	0	0	0	0	0	0	1	0	1	0	0	3-14	


## DANE CRUIKSHANK'S 2021 GXG REGULAR-SEASON STATISTICS (TITANS)

		TACKLES				INTERCEPTIONS				FUMBLES				ST		MIS								
DATE	OPPONENT	P/S	T K	S	ASK	YD S	TF L	YD S	QB H	N O	YD S	L G	T D	P D	F F	F R	YD D	T K	F SAF	F R	S A	W/L	SCORE	
09/12	Cardinals	P	0	0	0	0.0	0	0	0	0	0	0	0	0	0	0	0	0	0	0	0	0	L	13-38
09/19	at Seahawks	P	3	2	1	0.0	0	0	0	0	0	0	0	0	0	0	0	0	0	0	0	0	W	33-30+
09/26	Colts	S	6	4	2	0.0	0	0	0	0	0	0	0	1	0	0	0	0	0	0	0	0	W	25-16
10/03	at Jets	S	4	3	1	0.0	0	0	0	0	0	0	0	0	0	0	0	0	1	1	0	0	L	24-27+
10/10	at Jaguars	S	7	6	1	0.0	0	0	0	0	0	0	0	0	0	0	0	0	0	0	0	0	W	37-19
10/18	Bills	P	0	0	0	0.0	0	0	0	0	0	0	0	0	0	0	0	0	0	0	0	0	W	34-31
10/24	Chiefs	S	8	7	1	0.0	0	0	0	0	0	0	0	0	0	0	0	0	0	0	0	0	W	27-3
10/31	at Colts	P	2	1	1	0.0	0	0	0	0	0	0	0	0	0	0	0	0	0	0	0	0	W	34-31+
11/07	at Rams	P	0	0	0	0.0	0	0	0	0	0	0	0	0	0	0	0	0	1	0	1	0	W	28-16
11/14	Saints		DID NOT PLAY																			W	23-21	
11/21	Texans		DID NOT PLAY																			L	13-22	
11/28	at Patriots		DID NOT PLAY																			L	13-36	
12/12	Jaguars	P	0	0	0	0.0	0	0	0	0	0	0	0	0	0	0	0	0	1	0	1	0	W	20-0
12/19	at Steelers	P	0	0	0	0.0	0	0	0	0	0	0	0	0	0	0	0	0	1	1	0	0	L	13-19
12/23	49ers	P	4	2	2	0.0	0	0	0	0	0	0	0	0	0	0	0	0	0	0	0	0	W	20-17
01/02	Dolphins	P	3	2	1	0.0	0	0	0	0	0	0	0	0	0	0	0	0	1	1	0	0	W	34-3
01/09	at Texans	P	1	0	1	0.0	0	0	0	0	0	0	0	0	0	0	0	0	0	0	0	0	W	28-25
<b>2021 TOTALS</b>		<b>14-4</b>	<b>38</b>	<b>27</b>	<b>10</b>	<b>0.0</b>	<b>0</b>	<b>0</b>	<b>0</b>	<b>0</b>	<b>0</b>	<b>0</b>	<b>1</b>	<b>0</b>	<b>0</b>	<b>0</b>	<b>0</b>	<b>5</b>	<b>3</b>	<b>2</b>	<b>1</b>	<b>0</b>	<b>12-5</b>	

+ - Overtime

## DANE CRUIKSHANK'S 2021 GXG POSTSEASON STATISTICS (TITANS)

		TACKLES				INTERCEPTIONS				FUMBLES				ST		MIS								
DATE	OPPONENT	P/S	T K	S	ASK	YD S	TF L	YD S	QB H	N O	YD S	L G	T D	P D	F F	F R	YD D	T K	F SAF	F R	S A	W/L	SCORE	
01/22	Bengals	P	4	3	1	0.0	0	0	0	0	0	0	0	0	0	0	0	0	0	0	0	0	L	16-19
<b>2021 TOTALS</b>		<b>1-0</b>	<b>4</b>	<b>3</b>	<b>1</b>	<b>0.0</b>	<b>0</b>	<b>0</b>	<b>0</b>	<b>0</b>	<b>0</b>	<b>0</b>	<b>0</b>	<b>0</b>	<b>0</b>	<b>0</b>	<b>0</b>	<b>0</b>	<b>0</b>	<b>0</b>	<b>0</b>	<b>0</b>	<b>0-1</b>	



# DREW DALMAN

ACTIVE / OFFENSIVE LINEMAN

# 67



**Height:** 6-3

**DOB:** 10/15/1998 (age-25)

**Experience:** 4 Yrs

**With Falcons:** 4 Yrs

**Weight:** 305 lbs

**School:** Stanford

**Acquired:** D4b '21

**Hometown:** Salinas, Calif.

## CAREER

- » In 2023, he started all 14 games he appeared in at center and helped anchor a unit that had the fifth-lowest opponent pressure rate at 30.4 percent and the ninth-best rushing attack, averaging 127.0 yards on the ground per game.
- » Started all 17 games at center in 2022.
- » Helped the Falcons rush for the second-most yards in a single season in franchise history (2,718 yards) in 2022.
- » In the 2022 season, he anchored an offensive line that helped the Falcons become the first team to have four players with at least 250 rushing yards through the first eight games of a season in NFL history.
- » Appeared in all 17 games as a rookie in 2021.

- » Did not allow a single pressure as a senior, fortifying a Stanford offensive line that did not allow a sack all season in 2020.
- » Earned first-team All-Pac 12 honors as a senior and was named team captain.
- » Started all 12 games at center as a junior in 2019 and was named second-team All-Pac 12.
- » Appeared in seven games (four starts) as a sophomore in 2018, earned Pac-12 All-Academic first-team honors.

## COLLEGE

- » Played four seasons (2017-20) at Stanford University.
- » Started 22-of-25 games (20 at center, two at guard) over four years for the Cardinal.

## PERSONAL

- » Attended Palma (Calif.) High School where he lettered in football and track.
- » Father, Chris, played football at Stanford and professionally for the San Francisco 49ers (won Super Bowl XXIX), and coached for Stanford, the Atlanta Falcons and the 49ers.
- » Grandfather, Buck Dalman, played football for the Santa Cruz Seahawks
- » Sister, Kate, works in the Stanford Football program.

## IN THE COMMUNITY

### GIVING BACK

- » Gave Thanksgiving meals to 1500 families in Atlanta as part of the Falcons Feast at Home Depot Backyard.
- » Participated in Hometown Huddle where the entire team volunteered and cleaned Anderson Park in Atlanta.
- » Attended Fishing with the Falcons Boat Day, where players spends time fishing with military veterans.
- » Attended the Special K first ever flag football event.

## TRANSACTIONS

Originally selected by the Atlanta Falcons in the fourth round (114th overall) of the 2021 NFL Draft.

### DREW DALMAN'S NFL REGULAR SEASON STATISTICS

DATE	TEAM	GP	GS
2023	Falcons	14	14
2022	Falcons	17	17
2021	Falcons	17	0
NFL TOTALS		48	31

### DREW DALMAN'S 2023 GXG REGULAR-SEASON STATISTICS (FALCONS)

DATE	OPPONENT	P/S		W/L	SCORE
09/10	Panthers	S		W	24-10
09/17	Packers	S		W	25-24
09/24	at Lions	S		L	6-20
10/01	at Jaguars	S		L	7-23
10/08	Texans	S		W	21-19
10/15	Commanders	S		L	16-24
10/22	at Buccaneers	S		W	16-13
10/29	at Titans	S		L	23-28
11/05	Vikings	S		L	28-31
11/12	at Cardinals	S		L	23-25
11/26	Saints	S		W	24-15
12/03	at Jets	S		W	13-8
12/10	Buccaneers		ON INACTIVE LIST	L	25-29
12/17	at Panthers		DID NOT PLAY (NON-INJURY)	L	7-9
12/24	Colts	S		W	29-10
12/31	at Bears	S		L	17-37
01/07	at Saints		ON INACTIVE LIST	L	17-48
<b>2023 TOTALS</b>		<b>14-14</b>		<b>7-10</b>	


### DREW DALMAN'S 2022 GXG REGULAR-SEASON STATISTICS (FALCONS)

DATE	OPPONENT	P/S		W/L	SCORE
09/11	Saints	S		L	26-27
09/18	at Rams	S		L	27-31
09/25	at Seahawks	S		W	27-23
10/02	Browns	S		W	23-20
10/09	at Buccaneers	S		L	15-21
10/16	49ers	S		W	28-14
10/23	at Bengals	S		L	17-35
10/30	Panthers	S		W	37-34+
11/06	Chargers	S		L	17-20
11/10	at Panthers	S		L	15-25
11/20	Bears	S		W	27-24
11/27	at Commanders	S		L	13-19
12/04	Steelers	S		L	16-19
12/18	at Saints	S		L	18-21
12/24	at Ravens	S		L	9-17
01/01	Cardinals	S		W	20-19
01/08	Buccaneers	S		W	30-17
<b>2022 TOTALS</b>		<b>17-17</b>		<b>7-10</b>	

+ - Overtime

**DREW DALMAN'S 2021 GXG REGULAR-SEASON STATISTICS (FALCONS)**

DATE	OPPONENT	P/S	W/L	SCORE
09/12	Eagles	P	L	6-32
09/19	at Buccaneers	P	L	25-48
09/26	at Giants	P	W	17-14
10/03	Football Team	P	L	30-34
10/10	Jets	P	W	27-20
10/24	at Dolphins	P	W	30-28
10/31	Panthers	P	L	13-19
11/07	at Saints	P	W	27-25
11/14	at Cowboys	P	L	3-43
11/18	Patriots	P	L	0-25
11/28	at Jaguars	P	W	21-14
12/05	Buccaneers	P	L	17-30
12/12	at Panthers	P	W	29-21
12/19	at 49ers	P	L	13-31
12/26	Lions	P	W	20-16
01/02	at Bills	P	L	15-29
01/09	Saints	P	L	20-30
2021 TOTALS		17-0	7-10	



# JULIÁN DAVENPORT

ACTIVE / OFFENSIVE LINEMAN

# 79



**Height:** 6-7

**DOB:** 1/9/1995 (age-29)

**Experience:** 6 Yrs

**With Falcons:** 1 Yr

**Hometown:** Paulsboro, N.J.

**Weight:** 315 lbs

**School:** Bucknell

**Acquired:** FA-'24

**Pronunciation:** joo-lee-OWN

## CAREER

Has appeared in 60 games (32 starts) over seven seasons (2017-23) for the Houston Texans, Miami Dolphins, Indianapolis Colts, Arizona Cardinals and New York Giants.

Spent time with the Giants and Cardinals in 2022-23 but did not appear in a game.

Saw action in nine games (four starts) at both tackle spots with the Colts in 2021.

Traded to the Miami Dolphins, where he appeared in 24 games (nine starts) through two seasons (2019-20).

Played in 16 games (15 starts) with the Texans at left tackle in 2018.

Appeared in 11 games (four starts) at left tackle as a rookie with the Texans in 2017.

## COLLEGE

Played four seasons (2013-16) at Bucknell University in Lewisburg, Pa.

Started in all 44 games he appeared in.

Served as a team captain during his junior and senior seasons, where he started all 22 games from 2015-16.

Earned FCS first-team All-American honors as a senior in 2016, as well as three All-Patriot League first-team honors and one All-Patriot League second-team honor over four seasons.

## PERSONAL

Attended Paulsboro High School in Paulsboro, N.J.

Served as a team captain during his senior season, earning All-South Jersey and all-conference honors.

Dual-sport athlete where he earned all-conference honors in both football and basketball.

Younger cousin of Michael Kidd-Gilchrist, who was the second overall pick of the 2012 NBA Draft for the then-Charlotte Hornets.

Has five siblings: Ernest, Anthony, Kim, Katirah and Nyla.

Son of Anthony Davenport and Leslie Showell.

Majoried in political science.

## JULIÁN DAVENPORT'S NFL REGULAR SEASON STATISTICS

DATE	TEAM	GP	GS
2023	Cardinals	0	0
Went from N.Y. Giants to Arizona.			
2023	Giants	0	0
2023	<b>TOTAL</b>	<b>0</b>	<b>0</b>
2022	Cardinals	0	0
2021	Colts	9	4
2020	Dolphins	16	1
2019	Dolphins	8	8
2018	Texans	16	15
2017	Texans	11	4
<b>NFL TOTALS</b>		<b>60</b>	<b>32</b>

## JULIÁN DAVENPORT'S NFL POSTSEASON STATISTICS

DATE	TEAM	GP	GS
2018	Texans	1	1
<b>NFL TOTALS</b>		<b>1</b>	<b>1</b>



## JULIÉN DAVENPORT'S NFL REGULAR SEASON DEFENSIVE STATISTICS

DATE	TEAM	GP	TACKLES							INTERCEPTIONS							FUMBLES					ST			MISC		
			GS	TK	S	A	TFL	YDS	SK	YDS	QBH	NO	YDS	LG	TD	PD	FF	FR	TD	YDS	TK	S	A	FF	FR	S	A
2023	Cardinals	0	0	0	0	0	0	0	0	0	0	0	0	0	0	0	0	0	0	0	0	0	0	0	0	0	
Went from <b>N.Y. Giants</b> to <b>Arizona</b> .																											
2023	Giants	0	0	0	0	0	0	0	0	0	0	0	0	0	0	0	0	0	0	0	0	0	0	0	0	0	
2023	<b>TOTAL</b>	<b>0</b>	<b>0</b>	<b>0</b>	<b>0</b>	<b>0</b>	<b>0</b>	<b>0</b>	<b>0</b>	<b>0</b>	<b>0</b>	<b>0</b>	<b>0</b>	<b>0</b>	<b>0</b>	<b>0</b>	<b>0</b>	<b>0</b>	<b>0</b>	<b>0</b>	<b>0</b>	<b>0</b>	<b>0</b>	<b>0</b>	<b>0</b>	<b>0</b>	
2022	Cardinals	0	0	0	0	0	0	0	0	0	0	0	0	0	0	0	0	0	0	0	0	0	0	0	0	0	
2021	Colts	9	4	0	0	0	0	0	0	0	0	0	0	0	0	0	0	0	0	0	0	0	0	0	1	0	
2020	Dolphins	16	1	0	0	0	0	0	0	0	0	0	0	0	0	0	0	0	0	0	0	0	0	0	0	0	
2019	Dolphins	8	8	0	0	0	0	0	0	0	0	0	0	0	0	0	0	0	0	0	0	0	0	0	1	0	
2018	Texans	16	15	0	0	0	0	0	0	0	0	0	0	0	0	1	0	0	0	0	0	0	0	0	0	0	
2017	Texans	11	4	0	0	0	0	0	0	0	0	0	0	0	0	1	0	0	0	0	0	0	0	0	0	0	
NFL TOTALS		60	32	0	0	0	0	0	0	0	0	0	0	0	0	2	0	0	0	0	0	0	0	0	2	0	

## JULIÉN DAVENPORT'S NFL POSTSEASON DEFENSIVE STATISTICS

DATE	TEAM	GP	TACKLES							INTERCEPTIONS							FUMBLES					ST			MISC	
			GS	TK	S	A	TFL	YDS	SK	YDS	QBH	NO	YDS	LG	TD	PD	FF	FR	TD	YDS	TK	S	A	FF	FR	S
2018	Texans	1	1	0	0	0	0	0	0	0	0	0	0	0	0	0	0	0	0	0	0	0	0	0	0	0
NFL TOTALS		1	1	0	0	0	0	0	0	0	0	0	0	0	0	0	0	0	0	0	0	0	0	0	0	0

## JULIÉN DAVENPORT'S 2022 GXG REGULAR-SEASON STATISTICS (CARDINALS)

DATE	OPPONENT	P/S	W/L	SCORE
09/11	Chiefs		L	21-44
09/18	at Raiders		W	29-23+
09/25	Rams		L	12-20
10/02	at Panthers		W	26-16
10/09	Eagles		L	17-20
10/16	at Seahawks		L	9-19
10/20	Saints		W	42-34
10/30	at Vikings		L	26-34
11/06	Seahawks		L	21-31
11/13	at Rams		W	27-17
11/21	49ers		L	10-38
11/27	Chargers		L	24-25
12/12	Patriots		L	13-27
12/18	at Broncos		L	15-24
12/25	Buccaneers		L	16-19+
01/01	at Falcons		L	19-20
01/08	at 49ers		L	13-38
2022 TOTALS		0-0	4-13	

+ - Overtime

**JULIÉN DAVENPORT'S 2021 GXG REGULAR-SEASON STATISTICS (COLTS)**

DATE	OPPONENT	P/S		W/L	SCORE
09/12	Seahawks	S		L	16-28
09/19	Rams	S		L	24-27
09/26	at Titans	S		L	16-25
10/03	at Dolphins	S		W	27-17
10/11	at Ravens	P		L	25-31+
10/17	Texans	P		W	31-3
10/24	at 49ers	P		W	30-18
10/31	Titans		ON INACTIVE LIST	L	31-34+
11/04	Jets		INACTIVE	W	45-30
11/14	Jaguars		ON INACTIVE LIST	W	23-17
11/21	at Bills		ON INACTIVE LIST	W	41-15
11/28	Buccaneers		ON INACTIVE LIST	L	31-38
12/05	at Texans		ON INACTIVE LIST	W	31-0
12/18	Patriots		INACTIVE	W	27-17
12/25	at Cardinals	P		W	22-16
01/02	Raiders	P		L	20-23
01/09	at Jaguars		ON INACTIVE LIST	L	11-26
<b>2021 TOTALS</b>		<b>9-4</b>		<b>9-8</b>	

+ - Overtime

**JULIÉN DAVENPORT'S 2022 GXG REGULAR-SEASON STATISTICS (CARDINALS)**

DATE	OPPONENT	P/S	TACKLES					INTERCEPTIONS					FUMBLES					ST			MIS		W/L	SCORE					
			T	YD	TF	YD	QB	N	YD	L	T	P	F	F	T	YD	T	F	F	S	A	C							
			K	S	AK	S	L	S	H	O	S	G	D	D	F	R	D	S	K	S	A	F	R	S	A				
09/11	Chiefs									NOT ON ROSTER																		L	21-44
09/18	at Raiders									NOT ON ROSTER																		W	29-23+
09/25	Rams									NOT ON ROSTER																		L	12-20
10/02	at Panthers									NOT ON ROSTER																		W	26-16
10/09	Eagles									NOT ON ROSTER																		L	17-20
10/16	at Seahawks									NOT ON ROSTER																		L	9-19
10/20	Saints									NOT ON ROSTER																		W	42-34
10/30	at Vikings									NOT ON ROSTER																		L	26-34
11/06	Seahawks									NOT ON ROSTER																		L	21-31
11/13	at Rams									NOT ON ROSTER																		W	27-17
11/21	49ers									PRACTICE SQUAD																		L	10-38
11/27	Chargers									PRACTICE SQUAD																		L	24-25
12/12	Patriots									PRACTICE SQUAD																		L	13-27
12/18	at Broncos									PRACTICE SQUAD																		L	15-24
12/25	Buccaneers									PRACTICE SQUAD																		L	16-19+
01/01	at Falcons									PRACTICE SQUAD																		L	19-20
01/08	at 49ers									PRACTICE SQUAD																		L	13-38
<b>2022 TOTALS</b>			0	0	0	0	0	0	0	0	0	0	0	0	0	0	0	0	0	0	0	0	0	0	0	0	0	<b>4-13</b>	

+ - Overtime

## JULIÉN DAVENPORT'S 2021 GYG REGULAR-SEASON STATISTICS (COLTS)

		TACKLES					INTERCEPTIONS					FUMBLES			ST			MIS						
DATE	OPPONENT	P/S	T K	S A	SK	YD S	TF L	YD S	QB H	N O	YD S	L G	T D	P D	F F	T R	YD D	T K	F S	F A	F R	S A	W/L	SCORE
09/12	Seahawks	S	0	0	0	0.0	0	0	0	0	0	0	0	0	0	0	0	0	0	0	0	0	L	16-28
09/19	Rams	S	0	0	0	0.0	0	0	0	0	0	0	0	0	0	0	0	0	0	0	0	1	L	24-27
09/26	at Titans	S	0	0	0	0.0	0	0	0	0	0	0	0	0	0	0	0	0	0	0	0	0	L	16-25
10/03	at Dolphins	S	0	0	0	0.0	0	0	0	0	0	0	0	0	0	0	0	0	0	0	0	0	W	27-17
10/11	at Ravens	P	0	0	0	0.0	0	0	0	0	0	0	0	0	0	0	0	0	0	0	0	0	L	25-31+
10/17	Texans	P	0	0	0	0.0	0	0	0	0	0	0	0	0	0	0	0	0	0	0	0	0	W	31-3
10/24	at 49ers	P	0	0	0	0.0	0	0	0	0	0	0	0	0	0	0	0	0	0	0	0	0	W	30-18
10/31	Titans		ON INACTIVE LIST																			L	31-34+	
11/04	Jets		INACTIVE																			W	45-30	
11/14	Jaguars		ON INACTIVE LIST																			W	23-17	
11/21	at Bills		ON INACTIVE LIST																			W	41-15	
11/28	Buccaneers		ON INACTIVE LIST																			L	31-38	
12/05	at Texans		ON INACTIVE LIST																			W	31-0	
12/18	Patriots		INACTIVE																			W	27-17	
12/25	at Cardinals	P	0	0	0	0.0	0	0	0	0	0	0	0	0	0	0	0	0	0	0	0	0	W	22-16
01/02	Raiders	P	0	0	0	0.0	0	0	0	0	0	0	0	0	0	0	0	0	0	0	0	0	L	20-23
01/09	at Jaguars		ON INACTIVE LIST																			L	11-26	
<b>2021 TOTALS</b>		<b>9-4</b>	<b>0</b>	<b>0</b>	<b>0</b>	<b>0.0</b>	<b>0</b>	<b>0</b>	<b>0</b>	<b>0</b>	<b>0</b>	<b>0</b>	<b>0</b>	<b>0</b>	<b>0</b>	<b>0</b>	<b>0</b>	<b>0</b>	<b>0</b>	<b>0</b>	<b>0</b>	<b>1</b>	<b>9-8</b>	

+ - Overtime



# LUKAS DENIS

ACTIVE / SAFETY

# 41



**Height:** 5-11

**DOB:** 4/13/1997 (age-27)

**Experience:** 1 Yr

**With Falcons:** 1 Yr

**Weight:** 185 lbs

**School:** Boston College

**Acquired:** FA-'23

**Hometown:** Everett, Mass.

## CAREER

- » In 2023, Denis spent time with the St. Louis Battlehawks of the XFL, appearing in 10 games and notching 37 total tackles (16 solo), two interceptions, two tackles for loss and 1.0 sack.

## COLLEGE

- » Played four seasons (2015-18) at Boston College in Newton, Mass.
- » Played in 40 games at Boston College and posted 139 total tackles (82 solo), 25 passes defended, nine interceptions (second in program history), three forced fumbles, one tackle for loss and 0.5 sack for the Eagles.
- » As a senior in 2018, he appeared in 12 games and recorded 49 total tackles (31 solo), three passes defended, one interception, one forced fumble, 0.5 sack and a 0.5 tackle for loss.
- » In 2017, he played in all 13 games, totaling single-season career-highs in tackles (83), passes defended (17), interceptions (seven) and forced fumbles (two) while adding a 0.5 tackle for loss.
- » Named second-team All-ACC in 2017 and tied for

second nationally with seven interceptions.

- » As a sophomore in 2016, he notched seven total tackles for loss (five solo), five passes defended and one interception.

## PERSONAL

- » Attended Everett (Mass.) High School.
- » Named ESPN Boston's 2014 Defensive Player of the Year and Massachusetts Prep Stars Defensive Player of the Year.
- » Earned ESPN Boston's All-State honors and was named to the Massachusetts Football Coaches Association's Super 26 Team and the Boston Herald's "Dandy Dozen".
- » Garnered Boston Herald All-Scholastic honors as a senior.
- » Recorded 52 tackles, two forced fumbles, eight interceptions, including three returned for touchdowns, and 13 pass breakups in 2014. Also scored 17 touchdowns on offense.
- » Tallied 32 tackles and one interception as a junior.
- » Son of Kettie Denis and has an older brother, Dimitris.

## TRANSACTIONS

Signed by the Tampa Bay Buccaneers on May 10, 2019.

Waived by the Tampa Bay Buccaneers on Aug. 30, 2019.

- » Signed by the Atlanta Falcons on May 16, 2023.
- » Waived by the Atlanta Falcons on Aug. 29, 2023.
- » Signed to the Atlanta Falcons practice squad on Sept. 5, 2023.
- » Signed to a Reserve/Future contract with the Atlanta Falcons on Jan. 9, 2024.

## LUKAS DENIS' NFL REGULAR SEASON DEFENSIVE STATISTICS

DATE	TEAM	GP	GS	TACKLES					INTERCEPTIONS					FUMBLES					ST			MISC					
				TK	S	A	TFL	YDS	SK	YDS	QBH	NO	YDS	LG	TD	PD	FF	FR	TD	YDS	TK	S	A	FF	FR	S	A
2023	Falcons	0	0	0	0	0	0	0	0	0	0	0	0	0	0	0	0	0	0	0	0	0	0	0	0	0	0
2019	Buccaneers	0	0	0	0	0	0	0	0	0	0	0	0	0	0	0	0	0	0	0	0	0	0	0	0	0	0
<b>NFL TOTALS</b>		<b>0</b>	<b>0</b>	<b>0</b>	<b>0</b>	<b>0</b>	<b>0</b>	<b>0</b>	<b>0</b>	<b>0</b>	<b>0</b>	<b>0</b>	<b>0</b>	<b>0</b>	<b>0</b>	<b>0</b>	<b>0</b>	<b>0</b>	<b>0</b>	<b>0</b>	<b>0</b>	<b>0</b>	<b>0</b>	<b>0</b>	<b>0</b>	<b>0</b>	<b>0</b>

## LUKAS DENIS' NFL POSTSEASON DEFENSIVE STATISTICS

DATE	TEAM	GP	TACKLES							INTERCEPTIONS							FUMBLES					ST				MISC						
			GS	TK	S	A	TFL	YDS	SK	YDS	QBH	NO	YDS	LG	TD	PD	FF	FR	FR	TD	YDS	TK	S	A	FF	FR	S	A	FF	FR	S	A
2022	Buccaneers	0	0	0	0	0	0	0	0.0	0.0	0	0	0	0	0	0	0	0	0	0	0	0	0	0	0	0	0	0	0	0	0	0
2021	Buccaneers	0	0	0	0	0	0	0	0.0	0.0	0	0	0	0	0	0	0	0	0	0	0	0	0	0	0	0	0	0	0	0	0	
NFL TOTALS		0	0	0	0	0	0	0.0	0.0	0	0	0	0	0	0	0	0	0	0	0	0	0	0	0	0	0	0	0	0	0		

## LUKAS DENIS' 2023 6XG REGULAR-SEASON STATISTICS (FALCONS)

DATE	OPPONENT	P/S	TACKLES							INTERCEPTIONS							FUMBLES					ST				MISC					
			TK	S	A	SK	YDS	TFL	YDS	QBH	NO	YDS	LG	TD	PD	FF	FR	FR	FR	TD	YDS	TK	S	A	FF	FR	S	A	W/L	SCORE	
09/10	Panthers																										W	24-10			
09/17	Packers																										W	25-24			
09/24	at Lions																									L	6-20				
10/01	at Jaguars																									L	7-23				
10/08	Texans																									W	21-19				
10/15	Commanders																									L	16-24				
10/22	at Buccaneers																									W	16-13				
10/29	at Titans																									L	23-28				
11/05	Vikings																									L	28-31				
11/12	at Cardinals																									L	23-25				
11/26	Saints																									W	24-15				
12/03	at Jets																									W	13-8				
12/10	Buccaneers																									L	25-29				
12/17	at Panthers																									L	7-9				
12/24	Colts																									W	29-10				
12/31	at Bears																									L	17-37				
01/07	at Saints																									L	17-48				
2023 TOTALS			0	0	0	0	0	0	0	0	0	0	0	0	0	0	0	0	0	0	0	0	0	0	0	0	0	0	0	0	7-10

## LUKAS DENIS' 2022 6XG REGULAR-SEASON STATISTICS (BUCCANEERS)

DATE	OPPONENT	P/S	TACKLES							INTERCEPTIONS							FUMBLES					ST				MISC		
			T	K	S	A	SK	YD	TF	YD	QB	N	YD	L	T	P	F	F	YD	T	F	F	S	A	W/L	SCORE		
09/11	at Cowboys																									W	19-3	
09/18	at Saints																									W	20-10	
09/25	Packers																									L	12-14	
10/02	Chiefs																									L	31-41	
10/09	Falcons																									W	21-15	
10/16	at Steelers																									L	18-20	
10/23	at Panthers																									L	3-21	
10/27	Ravens																									L	22-27	
11/06	Rams																									W	16-13	
11/13	Seahawks																									W	21-16	
11/27	at Browns																									L	17-23+	
12/05	Saints																									W	17-16	
12/11	at 49ers																									L	7-35	
12/18	Bengals																									L	23-34	
12/25	at Cardinals																									W	19-16+	
01/01	Panthers																									W	30-24	
01/08	at Falcons																									L	17-30	
2022 TOTALS			0	0	0	0	0	0	0	0	0	0	0	0	0	0	0	0	0	0	0	0	0	0	0	0	8-9	

+ - Overtime

### LUKAS DENIS' 2021 GXG REGULAR-SEASON STATISTICS (BUCCANEERS)

		TACKLES					INTERCEPTIONS					FUMBLES			ST		MISC													
DATE	OPPONENT	P/S	TK	S	A	SK	YDS	TFL	YDS	QBH	NO	YDS	LG	TD	PD	FF	FR	TD	YDS	TK	S	A	FF	FR	S	A	W/L	SCORE		
09/09	Cowboys										NOT ON ROSTER																		W	31-29
09/19	Falcons										NOT ON ROSTER																		W	48-25
09/26	at Rams										NOT ON ROSTER																	L	24-34	
10/03	at Patriots										NOT ON ROSTER																	W	19-17	
10/10	Dolphins										NOT ON ROSTER																	W	45-17	
10/14	at Eagles										NOT ON ROSTER																	W	28-22	
10/24	Bears										NOT ON ROSTER																	W	38-3	
10/31	at Saints										NOT ON ROSTER																	L	27-36	
11/14	at Football Team										NOT ON ROSTER																	L	19-29	
11/22	Giants										NOT ON ROSTER																	W	30-10	
11/28	at Colts										NOT ON ROSTER																	W	38-31	
12/05	at Falcons										NOT ON ROSTER																	W	30-17	
12/12	Bills										NOT ON ROSTER																	W	33-27+	
12/19	Saints										NOT ON ROSTER																	L	0-9	
12/26	at Panthers										NOT ON ROSTER																	W	32-6	
01/02	at Jets										NOT ON ROSTER																	W	28-24	
01/09	Panthers										NOT ON ROSTER																	W	41-17	
<b>2021 TOTALS</b>			0	0	0	0	0	0	0	0	0	0	0	0	0	0	0	0	0	0	0	0	0	0	0	0	0	0	13-4	

+- Overtime

### LUKAS DENIS' 2022 GXG POSTSEASON STATISTICS (BUCCANEERS)

		TACKLES					INTERCEPTIONS					FUMBLES			ST		MIS C											
DATE	OPPONENT	P/S	T	K	S	SK	YD	TF	YD	QB	N	YD	L	T	P	F	F	T	YD	T	F	F	S	A	W/L	SCORE		
01/16	Cowboys										NOT ON ROSTER																L	14-31
<b>2022 TOTALS</b>			0	0	0	0	0	0	0	0	0	0	0	0	0	0	0	0	0	0	0	0	0	0	0	0	0-1	

### LUKAS DENIS' 2021 GXG POSTSEASON STATISTICS (BUCCANEERS)

		TACKLES					INTERCEPTIONS					FUMBLES			ST		MIS C											
DATE	OPPONENT	P/S	T	K	S	SK	YD	TF	YD	QB	N	YD	L	T	P	F	F	T	YD	T	F	F	S	A	W/L	SCORE		
01/16	Eagles										NOT ON ROSTER																W	31-15
01/23	Rams										NOT ON ROSTER																L	27-30
<b>2021 TOTALS</b>			0	0	0	0	0	0	0	0	0	0	0	0	0	0	0	0	0	0	0	0	0	0	0	0	1-1	





# ROSS DWELLEY

ACTIVE / TIGHT END

# 85



**Height:** 6-5

**DOB:** 1/26/1995 (age-29)

**Experience:** 7 Yrs

**With Falcons:** 1 Yr

**Weight:** 235 lbs

**School:** San Diego

**Acquired:** FA-'24

**Hometown:** El Dorado Hills, Calif.

## CAREER

- » Has played in 84 games (17 starts) and has caught 44 passes for 518 yards (11.8 avg.) and five touchdowns over six seasons for the San Francisco 49ers.
- » In 2023, he caught one pass for 12 yards (12.0 avg.) in 12 games.
- » Appeared in 12 games for the 49ers in 2022, tallying three receptions for 105 yards (35.0 avg.) and one receiving touchdown.
- » Played in all 17 games (two starts) in 2021 and recorded four receptions for 51 yards (12.8 avg.) and one touchdown.
- » In 2020, he appeared in 16 games (nine starts) and registered career highs in receptions (19) and receiving yards (245), in addition to one receiving touchdown.
- » Played in 16 games (six starts) and recorded 15 receptions for 91 yards (6.1 avg.) and a career-best two receiving touchdowns.
- » As a rookie in 2019, he saw action in 11 games, catching two passes for 14 yards (7.0 avg.).

and 26 touchdowns. Also rushed once for seven yards.

- » Named first-team All-PFL (2017), third-team FCS All-America (2017) and PFL Academic Honor Roll (2016) and second-team All-PFL (2015).
- » As a redshirt senior in 2017, he caught 50 passes for 663 yards (13.3 avg.) and 10 touchdowns in 12 games.
- » Played in 12 games as a redshirt junior in 2016 and caught a career-best 70 passes for 843 yards (12.0 avg.) and 10 touchdowns.
- » In 2015, he appeared in 11 games and recorded 54 receptions for 580 yards (10.7 avg.) and three touchdowns as a redshirt sophomore.
- » Saw action in 12 games in 2014 as a redshirt freshman, tallying 23 receptions for 219 yards (9.5 avg.) and three touchdowns.
- » Redshirted his freshman year in 2013.

## COLLEGE

- » Appeared in 47 games over four seasons (2014-17) at the University of San Diego in San Diego, Calif.
- » Recorded 197 receptions for 2,305 yards (11.7 avg.)

## PERSONAL

- » Attended Oakridge High School in El Dorado Hills, Calif.
- » Named the Offensive Team's MVP while helping his team become Section Champions his senior year.
- » Also lettered in baseball.
- » Son of Joan and Peter Dwelley.
- » Majored in industrial engineering.

## TRANSACTIONS

- » Originally signed with the San Francisco 49ers following the 2018 NFL Draft.
- » Waived by the San Francisco 49ers on Sept. 1, 2018.
- » Signed to the San Francisco 49ers practice squad on Sept. 2, 2018.
- » Re-signed by the San Francisco 49ers to a one-year contract on March 24, 2020.
- » Re-signed by the San Francisco 49ers to a one-year contract on March 5, 2021.
- » Re-signed by the San Francisco 49ers to a one-year contract on March 28, 2022.
- » Re-signed by the San Francisco 49ers to a one-year contract on March 15, 2023.
- » Signed by the Atlanta Falcons on May 13, 2024.

## REGULAR SEASON COMPARISON: RECEIVING - BALTIMORE RAVENS

DATE	OPP	W/L	GP/GS	REC	YDS.	AVG.	TD	LG	TGTS	YAC
12/1/19	SF @ BLT	L	P	0	0	0	0	0	0	0
<b>TOTALS</b>		0/1	1/0	0	0	0	0	0	0	0

### ROSS DWELLEY'S NFL REGULAR SEASON RUSHING/RECEIVING STATISTICS

		RECEIVING							RUSHING				
DATE	TEAM	GP	GS	NO.	YDS.	AVG.	LG	TD	NO.	YDS.	AVG.	LG	TD
2023	49ers	12	0	1	12	12.0	12	0	0	0	0.0	0	0
2022	49ers	12	0	3	105	35.0	56	1	0	0	0.0	0	0
2021	49ers	17	2	4	51	12.8	21t	1	0	0	0.0	0	0
2020	49ers	16	9	19	245	12.9	36	1	0	0	0.0	0	0
2019	49ers	16	6	15	91	6.1	25	2	0	0	0.0	0	0
2018	49ers	11	0	2	14	7.0	8	0	0	0	0.0	0	0
<b>NFL TOTALS</b>		<b>84</b>	<b>17</b>	<b>44</b>	<b>518</b>	<b>11.8</b>	<b>56</b>	<b>5</b>	<b>0</b>	<b>0</b>	<b>0.0</b>	<b>0</b>	<b>0</b>

### ROSS DWELLEY'S NFL POSTSEASON RUSHING/RECEIVING STATISTICS

		RECEIVING							RUSHING				
DATE	TEAM	GP	GS	NO.	YDS.	AVG.	LG	TD	NO.	YDS.	AVG.	LG	TD
2023	49ers	0	0	0	0	0.0	0	0	0	0	0.0	0	0
2022	49ers	1	0	0	0	0.0	0	0	0	0	0.0	0	0
2021	49ers	3	0	0	0	0.0	0	0	0	0	0.0	0	0
2019	49ers	3	0	0	0	0.0	0	0	0	0	0.0	0	0
<b>NFL TOTALS</b>		<b>7</b>	<b>0</b>	<b>0</b>	<b>0</b>	<b>0.0</b>	<b>0</b>	<b>0</b>	<b>0</b>	<b>0</b>	<b>0.0</b>	<b>0</b>	<b>0</b>

### ROSS DWELLEY'S NFL REGULAR SEASON RETURN STATISTICS

		KICKOFF RETURNS						PUNT RETURNS					
DATE	TEAM	RET.	YDS.	AVG.	LG	TD	NO.	FC	YDS.	AVG.	LG	TD	
2023	49ers	0	0	0.0	0	0	0	0	0	0.0	0	0	
2022	49ers	0	0	0.0	0	0	0	0	0	0.0	0	0	
2021	49ers	0	0	0.0	0	0	0	0	0	0.0	0	0	
2020	49ers	1	20	20.0	20	0	0	0	0	0.0	0	0	
2019	49ers	0	0	0.0	0	0	0	0	0	0.0	0	0	
2018	49ers	0	0	0.0	0	0	0	0	0	0.0	0	0	
<b>NFL TOTALS</b>		<b>1</b>	<b>20</b>	<b>20.0</b>	<b>20</b>	<b>0</b>	<b>0</b>	<b>0</b>	<b>0</b>	<b>0.0</b>	<b>0</b>	<b>0</b>	

### ROSS DWELLEY'S NFL POSTSEASON RETURN STATISTICS

		KICKOFF RETURNS						PUNT RETURNS					
DATE	TEAM	RET.	YDS.	AVG.	LG	TD	NO.	FC	YDS.	AVG.	LG	TD	
2023	49ers	0	0	0.0	0	0	0	0	0	0.0	0	0	
2022	49ers	0	0	0.0	0	0	0	0	0	0.0	0	0	
2021	49ers	0	0	0.0	0	0	0	0	0	0.0	0	0	
2019	49ers	0	0	0.0	0	0	0	0	0	0.0	0	0	
<b>NFL TOTALS</b>		<b>0</b>	<b>0</b>	<b>0.0</b>	<b>0</b>	<b>0</b>	<b>0</b>	<b>0</b>	<b>0</b>	<b>0.0</b>	<b>0</b>	<b>0</b>	

**ROSS DWELLEY'S SINGLE-GAME HIGHS: RUSHING/RECEIVING**

**Receptions** 4 at New York Giants, Sep 27, 2020  
4 vs. Arizona Cardinals, Nov 17, 2019  
...1 more at 4.

**Receiving Yards** 56 at Los Angeles Rams, Oct 30, 2022  
52 vs. Green Bay Packers, Nov 05, 2020  
49 at New York Giants, Sep 27, 2020

**Receiving Average** 17.3 vs. Green Bay Packers, Nov 05, 2020  
12.3 at New York Giants, Sep 27, 2020  
8.0 vs. Seattle Seahawks, Nov 11, 2019

**Longest Receptions** 56 at Los Angeles Rams, Oct 30, 2022  
38t vs. Seattle Seahawks, Sep 18, 2022  
36 vs. Green Bay Packers, Nov 05, 2020

**Receiving TDs** 2 vs. Arizona Cardinals, Nov 17, 2019  
1 vs. Seattle Seahawks, Sep 18, 2022  
1 vs. Seattle Seahawks, Oct 03, 2021  
...1 more at 1.

**All-Purpose Yards** 72 vs. Green Bay Packers, Nov 05, 2020  
56 at Los Angeles Rams, Oct 30, 2022  
49 at New York Giants, Sep 27, 2020

**Kickoff Returns** 1 vs. Green Bay Packers, Nov 05, 2020

**Kickoff Return Yards** 20 vs. Green Bay Packers, Nov 05, 2020

**Longest Kickoff Return** 20 vs. Green Bay Packers, Nov 05, 2020

**Special Teams Tackles** 1 at Minnesota Vikings, Oct 23, 2023  
1 at Carolina Panthers, Oct 09, 2022  
...5 more at 1.

**Most TDs** 2 vs. Arizona Cardinals, Nov 17, 2019  
1 vs. Seattle Seahawks, Sep 18, 2022  
1 vs. Seattle Seahawks, Oct 03, 2021  
...1 more at 1.

**Miscellaneous Tackles** 1 at Arizona Cardinals, Oct 10, 2021  
1 vs. Seattle Seahawks, Nov 11, 2019

**Scrimmage Yards** 56 at Los Angeles Rams, Oct 30, 2022  
52 vs. Green Bay Packers, Nov 05, 2020  
49 at New York Giants, Sep 27, 2020

**ROSS DWELLEY'S 2023 GXG REGULAR-SEASON STATISTICS (49ERS)**

RECEIVING														RUSHING				
DATE	OPPONENT	P/S	NO.	YDS.	AVG.	LG	TD	NO.	YDS.	AVG.	LG	TD	W/L	SCORE				
09/10	at Steelers	P	0	0	0.0	0	0	0	0	0.0	0	0	W	30-7				
09/17	at Rams	P	0	0	0.0	0	0	0	0	0.0	0	0	W	30-23				
09/21	Giants	P	0	0	0.0	0	0	0	0	0.0	0	0	W	30-12				
10/01	Cardinals	P	0	0	0.0	0	0	0	0	0.0	0	0	W	35-16				
10/08	Cowboys	P	0	0	0.0	0	0	0	0	0.0	0	0	W	42-10				
10/15	at Browns	P	0	0	0.0	0	0	0	0	0.0	0	0	L	17-19				
10/23	at Vikings	P	1	12	12.0	12	0	0	0	0.0	0	0	L	17-22				
10/29	Bengals	P	0	0	0.0	0	0	0	0	0.0	0	0	L	17-31				
11/12	at Jaguars	P	0	0	0.0	0	0	0	0	0.0	0	0	W	34-3				
11/19	Buccaneers	P	0	0	0.0	0	0	0	0	0.0	0	0	W	27-14				
11/23	at Seahawks	P	0	0	0.0	0	0	0	0	0.0	0	0	W	31-13				
12/03	at Eagles	P	0	0	0.0	0	0	0	0	0.0	0	0	W	42-19				
12/10	Seahawks						ON INACTIVE LIST						W	28-16				
12/17	at Cardinals						ON INACTIVE LIST						W	45-29				
12/25	Ravens						ON INACTIVE LIST						L	19-33				
12/31	at Commanders						ON INACTIVE LIST						W	27-10				
01/07	Rams						DID NOT PLAY						L	20-21				
<b>2023 TOTALS</b>		12-0	1	12	12.0	12	0	0	0	0.0	0	0	12-5					

### ROSS DWELLEY'S 2022 GXG REGULAR-SEASON STATISTICS (49ERS)

DATE	OPPONENT	P/S	RECEIVING					RUSHING					W/L	SCORE
			NO.	YDS.	AVG.	LG	TD	NO.	YDS.	AVG.	LG	TD		
09/11	at Bears	P	1	11	11.0	11	0	0	0	0.0	0	0	L	10-19
09/18	Seahawks	P	1	38	38.0	38t	1	0	0	0.0	0	0	W	27-7
09/25	at Broncos	P	0	0	0.0	0	0	0	0	0.0	0	0	L	10-11
10/03	Rams	P	0	0	0.0	0	0	0	0	0.0	0	0	W	24-9
10/09	at Panthers	P	0	0	0.0	0	0	0	0	0.0	0	0	W	37-15
10/16	at Falcons	P	0	0	0.0	0	0	0	0	0.0	0	0	L	14-28
10/23	Chiefs	P	0	0	0.0	0	0	0	0	0.0	0	0	L	23-44
10/30	at Rams	P	1	56	56.0	56	0	0	0	0.0	0	0	W	31-14
11/13	Chargers	P	0	0	0.0	0	0	0	0	0.0	0	0	W	22-16
11/21	at Cardinals	P	0	0	0.0	0	0	0	0	0.0	0	0	W	38-10
11/27	Saints	P	0	0	0.0	0	0	0	0	0.0	0	0	W	13-0
12/04	Dolphins												W	33-17
12/11	Buccaneers												W	35-7
12/15	at Seahawks	P	0	0	0.0	0	0	0	0	0.0	0	0	W	21-13
12/24	Commanders												W	37-20
01/01	at Raiders												W	37-34+
01/08	Cardinals												W	38-13
<b>2022 TOTALS</b>		<b>12-0</b>	<b>3</b>	<b>105</b>	<b>35.0</b>	<b>56</b>	<b>1</b>	<b>0</b>	<b>0</b>	<b>0.0</b>	<b>0</b>	<b>0</b>	<b>13-4</b>	

+ - Overtime

### ROSS DWELLEY'S 2021 GXG REGULAR-SEASON STATISTICS (49ERS)

DATE	OPPONENT	P/S	RECEIVING					RUSHING					W/L	SCORE
			NO.	YDS.	AVG.	LG	TD	NO.	YDS.	AVG.	LG	TD		
09/12	at Lions	S	0	0	0.0	0	0	0	0	0.0	0	0	W	41-33
09/19	at Eagles	P	0	0	0.0	0	0	0	0	0.0	0	0	W	17-11
09/26	Packers	P	0	0	0.0	0	0	0	0	0.0	0	0	L	28-30
10/03	Seahawks	P	1	21	21.0	21t	1	0	0	0.0	0	0	L	21-28
10/10	at Cardinals	S	2	25	12.5	13	0	0	0	0.0	0	0	L	10-17
10/24	Colts	P	1	5	5.0	5	0	0	0	0.0	0	0	L	18-30
10/31	at Bears	P	0	0	0.0	0	0	0	0	0.0	0	0	W	33-22
11/07	Cardinals	P	0	0	0.0	0	0	0	0	0.0	0	0	L	17-31
11/15	Rams	P	0	0	0.0	0	0	0	0	0.0	0	0	W	31-10
11/21	at Jaguars	P	0	0	0.0	0	0	0	0	0.0	0	0	W	30-10
11/28	Vikings	P	0	0	0.0	0	0	0	0	0.0	0	0	W	34-26
12/05	at Seahawks	P	0	0	0.0	0	0	0	0	0.0	0	0	L	23-30
12/12	at Bengals	P	0	0	0.0	0	0	0	0	0.0	0	0	W	26-23+
12/19	Falcons	P	0	0	0.0	0	0	0	0	0.0	0	0	W	31-13
12/23	at Titans	P	0	0	0.0	0	0	0	0	0.0	0	0	L	17-20
01/02	Texans	P	0	0	0.0	0	0	0	0	0.0	0	0	W	23-7
01/09	at Rams	P	0	0	0.0	0	0	0	0	0.0	0	0	W	27-24+
<b>2021 TOTALS</b>		<b>17-2</b>	<b>4</b>	<b>51</b>	<b>12.8</b>	<b>21T</b>	<b>1</b>	<b>0</b>	<b>0</b>	<b>0.0</b>	<b>0</b>	<b>0</b>	<b>10-7</b>	

+ - Overtime

### ROSS DWELLEY'S 2023 GXG POSTSEASON STATISTICS (49ERS)

DATE	OPPONENT	P/S	RECEIVING					RUSHING					W/L	SCORE
			NO.	YDS.	AVG.	LG	TD	NO.	YDS.	AVG.	LG	TD		
01/20	Packers												W	24-21
01/28	Lions												W	34-31
02/11	at Chiefs												L	22-25+
<b>2023 TOTALS</b>		<b>0-0</b>	<b>0</b>	<b>0</b>	<b>0.0</b>	<b>0</b>	<b>0</b>	<b>0</b>	<b>0</b>	<b>0.0</b>	<b>0</b>	<b>0</b>	<b>2-1</b>	

+ - Overtime

### ROSS DWELLEY'S 2022 GXG POSTSEASON STATISTICS (49ERS)

DATE	OPPONENT	P/S	RECEIVING					RUSHING					W/L	SCORE
			NO.	YDS.	AVG.	LG	TD	NO.	YDS.	AVG.	LG	TD		
01/14	Seahawks												W	41-23
01/22	Cowboys	P	0	0	0.0	0	0	0	0	0.0	0	0	W	19-12
01/29	at Eagles												L	7-31
<b>2022 TOTALS</b>		<b>1-0</b>	<b>0</b>	<b>0</b>	<b>0.0</b>	<b>0</b>	<b>0</b>	<b>0</b>	<b>0</b>	<b>0.0</b>	<b>0</b>	<b>0</b>	<b>2-1</b>	

## ROSS DWELLEY'S 2021 GXG POSTSEASON STATISTICS (49ERS)

DATE	OPPONENT	P/S	RECEIVING					RUSHING					W/L	SCORE
			NO.	YDS.	AVG.	LG	TD	NO.	YDS.	AVG.	LG	TD		
01/16	at Cowboys	P	0	0	0.0	0	0	0	0	0.0	0	0	W	23-17
01/22	at Packers	P	0	0	0.0	0	0	0	0	0.0	0	0	W	13-10
01/30	at Rams	P	0	0	0.0	0	0	0	0	0.0	0	0	L	17-20
<b>2021 TOTALS</b>		<b>3-0</b>	<b>0</b>	<b>0</b>	<b>0.0</b>	<b>0</b>	<b>0</b>	<b>0</b>	<b>0</b>	<b>0.0</b>	<b>0</b>	<b>0</b>	<b>2-1</b>	



# ARNOLD EBIKETIE

ACTIVE / OUTSIDE LINEBACKER

# 17



**Height:** 6-2  
**DOB:** 1/24/1999 (age-25)  
**Experience:** 3 Yrs  
**With Falcons:** 3 Yrs  
**Hometown:** Silver Spring, Md.

**Weight:** 250 lbs  
**School:** Penn State  
**Acquired:** D2a '22  
**Pronunciation:** Ebb-uh-KAY-tee

## CAREER

- » Tallied 55 tackles (37 solo), 23 quarterback hits, 8.5 sacks, six tackles for loss, four forced fumbles and three passes defended in 33 games (seven starts) for the Falcons.
- » In 2023, he registered 25 tackles (16 solo), 12 quarterback hits, a career-high six sacks, three tackles for loss, two forced fumbles and one pass defense.
- » Appeared in 16 games (one start), totaling 30 total tackles (21 solo), 11 quarterback hits, three tackles for loss, 2.5 sacks, two forced fumbles and two passes defended in 2022.
- » In the 2022 season, he became the first Falcons rookie to record a sack in his NFL debut since Darrell Shropshire in 2005.
- » Finished with a career-high six total tackles (five solo), a career-high two tackles for loss, one quarterback hit and 1.0 sack in Week 11 vs. Chicago of the 2022 season.
- » Finished with 31 quarterback pressures, which ranks fifth-most among all rookies in the 2022 season.

## COLLEGE

- » Ebiketie played three seasons at Temple before transferring to Penn State in 2021. He led the team with 18 tackles for loss and 9.5 sacks while totaling 62 tackles, two forced fumbles, and one pass defense.
- » The 6-foot-2, 250-pound edge rusher was a second-

team All-American and a first-team All-Big Ten selection in 2021 and recorded at least one tackle for loss in 11 of the 12 games in which he played.

- » Ebiketie saw action in 24 games – 6 starts – over three seasons at Temple and notched 59 tackles, 10.5 tackles for loss, 6.0 sacks, and three forced fumbles.
- » He was a second-team All-AAC selection in 2020 after leading the team in tackles for loss, sacks, and forced fumbles.

## PERSONAL

- » Was a three-year letter-winner for Albert Einstein High. As a senior, helped Einstein earn a 6-4 record while playing linebacker and wide receiver.
- » He earned 2016 co-Defensive Player of the Year and first-team All-Sentinel honors after compiling 21.5 sacks and 36 tackles for loss as a senior. He also logged 298 receiving yards and three TDs at the receiver position.
- » Ebiketie racked up 9.5 sacks, 14 tackles for loss, three fumble recoveries, three pass deflections and two blocked field goals during his junior year.
- » He also played basketball and averaged 9.7 rebounds and 6.5 points in his career as a power forward and was a sprinter and high jumper for the track team.
- » His parents are Jean Marie Ebiketie and Guy Susanne. He has two sisters, Nancy and Nelly, and a brother Yvan.
- » Born in Yaounde, Cameroon.

## IN THE COMMUNITY

### GIVING BACK

- » Visited and spent time with patients at Children's Healthcare of Atlanta-Scottish Rite.
- » Participated in Hometown Huddle where the entire team volunteered and cleaned Anderson Park in Atlanta.
- » Participated in a physical education class with students at Eagle Ranch.
- » Attended Fishing with the Falcons Boat Day, where players spend time fishing with military veterans.

## TRANSACTIONS

Originally selected by the Atlanta Falcons in the second round (38th overall) of the 2022 NFL Draft.

### REGULAR SEASON COMPARISON: DEFENSIVE - BALTIMORE RAVENS

DATE	OPP	TACKLES										MISC				
		W/L	GP/GS	TOT	SOLO	ASST	SACK	YDS.	INT	TFL	PD	QBH	TD	FF	FR	
12/24/22	ATL @ BLT	L	P	0	0	0	0.0	0.0	0	0	0	0	0	0	0	
<b>TOTALS</b>		0/1	1/0	0	0	0	0.0	0.0	0	0	0	0	0	0	0	



## ARNOLD EBIKETIE'S NFL REGULAR SEASON DEFENSIVE STATISTICS

DATE	TEAM	GP	TACKLES							INTERCEPTIONS							FUMBLES					ST				MISC	
			GS	TK	S	A	TFL	YDS	SK	YDS	QBH	NO	YDS	LG	TD	PD	FF	FR	TD	YDS	TK	S	A	FF	FR	S	A
2023	Falcons	17	6	25	16	9	3	25	6.0	40.0	12	0	0	0	0	1	2	0	0	0	0	0	0	0	0	0	0
2022	Falcons	16	1	30	21	9	3	16	2.5	18.5	11	0	0	0	2	2	0	0	0	0	0	0	0	0	0	0	
<b>NFL TOTALS</b>		<b>33</b>	<b>7</b>	<b>55</b>	<b>37</b>	<b>18</b>	<b>6</b>	<b>41</b>	<b>8.5</b>	<b>58.5</b>	<b>23</b>	<b>0</b>	<b>0</b>	<b>0</b>	<b>0</b>	<b>3</b>	<b>4</b>	<b>0</b>	<b>0</b>	<b>0</b>	<b>0</b>	<b>0</b>	<b>0</b>	<b>0</b>	<b>0</b>	<b>0</b>	

### ARNOLD EBIKETIE'S SINGLE-GAME HIGHS: DEFENSIVE

- |  |   |
|--|---|
| <p><b>Total Tackles</b> 6 vs. Chicago Bears, Nov 20, 2022<br/>4 vs. San Francisco 49ers, Oct 16, 2022<br/>4 at Los Angeles Rams, Sep 18, 2022</p> <p><b>Solo Tackles</b> 5 vs. Chicago Bears, Nov 20, 2022<br/>3 vs. Minnesota Vikings, Nov 05, 2023<br/>3 vs. San Francisco 49ers, Oct 16, 2022</p> <p><b>Sacks</b> 1.5 vs. Washington Commanders, Oct 15, 2023<br/>1.0 at New York Jets, Dec 03, 2023<br/>1.0 vs. New Orleans Saints, Nov 26, 2023<br/>...4 more at 1.0.</p> | <p><b>Passes Defensed</b> 1 vs. Cleveland Browns, Oct 02, 2022<br/><b>Forced Fumbles</b> 1 at New York Jets, Dec 03, 2023<br/>1 vs. Minnesota Vikings, Nov 05, 2023<br/>...2 more at 1.</p> <p><b>Tackles For Loss</b> 2 vs. Chicago Bears, Nov 20, 2022<br/>1 vs. New Orleans Saints, Nov 26, 2023<br/>1 at Tennessee Titans, Oct 29, 2023<br/>...2 more at 1.</p> |
|--|---|

## ARNOLD EBIKETIE'S 2023 GXG REGULAR-SEASON STATISTICS (FALCONS)

DATE	OPPONENT	P/S	TACKLES							INTERCEPTIONS							FUMBLES					ST				MISC	
			T	K	S	ASK	YD	TF	YD	QB	N	YD	L	T	P	F	F	T	YD	T	F	F	S	A	W/L	SCORE	
09/10	Panthers	P	1	0	1	0	0.0	0	0	0	1	0	0	0	0	0	0	0	0	0	0	0	0	0	W	24-10	
09/17	Packers	S	2	1	1	0	0.0	0	0	1	0	0	0	0	0	0	0	0	0	0	0	0	0	W	25-24		
09/24	at Lions	P	1	0	1	0	0.0	0	0	0	0	0	0	0	0	0	0	0	0	0	0	0	0	L	6-20		
10/01	at Jaguars	P	1	1	0	0	0.0	0	0	0	0	0	0	0	0	0	0	0	0	0	0	0	0	L	7-23		
10/08	Texans	S	3	2	1	0	0.0	0	0	0	0	0	0	0	0	0	0	0	0	0	0	0	0	W	21-19		
10/15	Commanders	P	2	1	1	1.5	10.0	1	7	2	0	0	0	0	0	0	0	0	0	0	0	0	0	L	16-24		
10/22	at Buccaneers	S	1	1	0	0	0.0	0	0	0	0	0	0	0	0	0	0	0	0	0	0	0	0	W	16-13		
10/29	at Titans	S	2	2	0	1	10.0	1	10	1	0	0	0	0	0	0	0	0	0	0	0	0	0	L	23-28		
11/05	Vikings	S	3	3	0	1.0	4.0	0	0	1	0	0	0	0	1	0	0	0	0	0	0	0	0	L	28-31		
11/12	at Cardinals	S	0	0	0	0	0.0	0	0	0	0	0	0	0	0	0	0	0	0	0	0	0	0	L	23-25		
11/26	Saints	P	1	1	0	1.0	8.0	1	8	1	0	0	0	0	0	0	0	0	0	0	0	0	0	W	24-15		
12/03	at Jets	P	1	1	0	1.0	7.0	0	0	1	0	0	0	0	1	0	0	0	0	0	0	0	0	W	13-8		
12/10	Buccaneers	P	0	0	0	0	0.0	0	0	0	0	0	0	0	0	0	0	0	0	0	0	0	0	L	25-29		
12/17	at Panthers	P	2	1	1	0	0.0	0	0	0	0	0	0	0	0	0	0	0	0	0	0	0	0	L	7-9		
12/24	Colts	P	1	0	1	0	1.0	0	0	3	0	0	0	0	0	0	0	0	0	0	0	0	0	W	29-10		
12/31	at Bears	P	1	1	0	0	0.0	0	0	0	0	0	0	1	0	0	0	0	0	0	0	0	0	L	17-37		
01/07	at Saints	P	3	1	2	0	0.0	0	0	1	0	0	0	0	0	0	0	0	0	0	0	0	0	L	17-48		
<b>2023 TOTALS</b>		<b>17-6</b>	<b>25</b>	<b>19</b>	<b>6</b>	<b>40.0</b>	<b>3</b>	<b>25</b>	<b>12</b>	<b>0</b>	<b>0</b>	<b>0</b>	<b>0</b>	<b>1</b>	<b>2</b>	<b>0</b>	<b>0</b>	<b>0</b>	<b>0</b>	<b>0</b>	<b>0</b>	<b>0</b>	<b>0</b>	<b>7-10</b>			

## ARNOLD EBIKETIE'S 2022 GXG REGULAR-SEASON STATISTICS (FALCONS)

DATE	OPPONENT	P/S	TACKLES							INTERCEPTIONS				FUMBLES			ST		MISC		WL	SCORE					
			TK	S	A	SK	YDS	TFL	YDS	QBH	NO	YDS	LG	TD	PD	FF	FR	TD	YDS	TK			S	A	FF	FR	S
09/11	Saints	P	1	1	0	1.0	6.0	1	6	1	0	0	0	0	0	0	0	0	0	0	0	0	0	0	0	L	26-27
09/18	at Rams	P	4	2	2	0.0	0.0	0	0	0	0	0	0	0	0	0	0	0	0	0	0	0	0	0	0	L	27-31
09/25	at Seahawks	P	1	1	0	0.0	0.0	0	0	0	0	0	0	0	0	0	0	0	0	0	0	0	0	0	0	W	27-23
10/02	Browns	P	1	1	0	0.0	0.0	0	0	3	0	0	0	0	1	0	0	0	0	0	0	0	0	0	0	W	23-20
10/09	at Buccaneers	P	1	1	0	0.0	0.0	0	0	0	0	0	0	0	0	0	0	0	0	0	0	0	0	0	0	L	15-21
10/16	49ers	S	4	3	1	0.0	0.0	0	0	2	0	0	0	0	0	1	0	0	0	0	0	0	0	0	0	W	28-14
10/23	at Bengals	P	0	0	0	0.0	0.0	0	0	1	0	0	0	0	0	0	0	0	0	0	0	0	0	0	0	L	17-35
10/30	Panthers	P	2	1	1	0.0	0.0	0	0	1	0	0	0	0	1	0	0	0	0	0	0	0	0	0	0	W	37-34+
11/06	Chargers	P	3	1	2	0.0	0.0	0	0	0	0	0	0	0	0	0	0	0	0	0	0	0	0	0	0	L	17-20
11/10	at Panthers	P	3	2	1	0.5	3.5	0	0	1	0	0	0	0	0	0	0	0	0	0	0	0	0	0	0	L	15-25
11/20	Bears	P	6	5	1	1.0	9.0	2	10	1	0	0	0	0	0	0	0	0	0	0	0	0	0	0	0	W	27-24
11/27	at Commanders	P	2	1	1	0.0	0.0	0	0	1	0	0	0	0	0	0	0	0	0	0	0	0	0	0	0	L	13-19
12/04	Steelers		ON INACTIVE LIST																					L	16-19		
12/18	at Saints	P	1	1	0	0.0	0.0	0	0	0	0	0	0	0	1	0	0	0	0	0	0	0	0	0	0	L	18-21
12/24	at Ravens	P	0	0	0	0.0	0.0	0	0	0	0	0	0	0	0	0	0	0	0	0	0	0	0	0	0	L	9-17
01/01	Cardinals	P	1	1	0	0.0	0.0	0	0	0	0	0	0	0	0	0	0	0	0	0	0	0	0	0	0	W	20-19
01/08	Buccaneers	P	0	0	0	0.0	0.0	0	0	0	0	0	0	0	0	0	0	0	0	0	0	0	0	0	0	W	30-17
<b>2022 TOTALS</b>		16-1	30	21	9	2.5	18.5	3	16	11	0	0	0	0	2	2	0	0	0	0	0	0	0	0	0	7-10	

+- Overtime



# MILO EIFLER

ACTIVE / INSIDE LINEBACKER

# 52



**Height:** 6-1

**DOB:** 2/13/1998 (age-26)

**Experience:** 3 Yrs

**With Falcons:** 1 Yr

**Hometown:** Berkeley, Calif.

**Weight:** 228 lbs

**School:** Illinois

**Acquired:** FA-'23

**Pronunciation:** MEE-low EYE-fler

## CAREER

- » Spent time on the Falcons practice squad in 2023, appearing in two games on special teams.
- » Has played in 13 games over two seasons (2021-22) for the Washington Commanders, recording two solo tackles and one tackle for loss on defense, while adding two tackles on special teams.
- » Spent time on the Miami Dolphins practice squad in 2021.

## COLLEGE

- » Appeared in 32 games (11 starts) over three seasons at the University of Washington (2016-17) and the University of Illinois (2019-20).
- » Tallied 90 tackles (58 solo), three sacks, two passes defended and one fumble recovery for the Fighting Illini.
- » As a senior in 2020, he played in six games (five starts) recording 27 tackles (19 solo), four tackles for loss, one sack and one pass defense, despite missing three games.
- » In 2019, played in all 13 games (12 starts) notching 63

## TRANSACTIONS

- » Originally signed by the New York Jets following the 2021 NFL Draft.
  - » Waived by the New York Jets on Aug. 31, 2021.
  - » Signed to the Miami Dolphins practice squad on Sept. 3, 2021.
  - » Signed from the Miami Dolphins practice squad to the Washington Commanders active roster on Dec. 7, 2021.
- Signed a one-year contract with the Washington Commanders on March 17, 2022.
- » Signed a one-year extension with the Washington Commanders on Feb. 28, 2023.
  - » Waived by the Washington Commanders on Aug. 28, 2023.
  - » Signed by the Atlanta Falcons on Sept. 19, 2023.
  - » Signed to a Reserve/Future contract with the Atlanta Falcons on Jan. 9, 2024.

total tackles (39 solo), 10 tackles for loss, two sacks, one fumble recovery and one touchdown as a junior.

- » As a redshirt freshman in 2017, he played in all 13 games recording six tackles (four solo) for Washington.

## PERSONAL

- » Attended Bishop O'Dowd High School in Oakland, Calif.
- » Played linebacker and running back all four seasons.
- » Named First-Team All-West Alameda County Conference-Foothill League as a senior. Also earned First-Team All-WACC and Third-Team All-East Bay honors as a junior.
- » Helped Bishop O'Dowd to a 7-6 record and the semifinals of the CIF North Coast Division 3 playoffs as a senior.
- » Invited to play in the U.S. Army All-American game in 2015.
- » As a junior, he helped Bishop O'Dowd to the North Coast Section playoffs.
- » Earned his degree in sociology.

## MILO EIFLER'S NFL REGULAR SEASON DEFENSIVE STATISTICS

DATE	TEAM	GP	TACKLES							INTERCEPTIONS					FUMBLES					ST			MISC				
			GS	TK	S	A	TFL	YDS	SK	YDS	QBH	NO	YDS	LG	TD	PD	FF	FR	TD	YDS	TK	S	A	FF	FR	S	A
2023	Falcons	2	0	0	0	0	0	0	0	0	0	0	0	0	0	0	0	0	0	0	0	0	0	0	0	0	0
Went from <b>Washington</b> to <b>Atlanta</b> .																											
2023	Commanders	0	0	0	0	0	0	0	0	0	0	0	0	0	0	0	0	0	0	0	0	0	0	0	0	0	0
<b>2023 TOTAL</b>		<b>2</b>	<b>0</b>	<b>0</b>	<b>0</b>	<b>0</b>	<b>0</b>	<b>0</b>	<b>0</b>	<b>0</b>	<b>0</b>	<b>0</b>	<b>0</b>	<b>0</b>	<b>0</b>	<b>0</b>	<b>0</b>	<b>0</b>	<b>0</b>	<b>0</b>	<b>0</b>	<b>0</b>	<b>0</b>	<b>0</b>	<b>0</b>	<b>0</b>	<b>0</b>
2022	Commanders	10	0	2	2	0	1	13	0	0	0	0	0	0	0	0	0	0	0	2	0	2	0	0	0	0	0
2021	Dolphins	0	0	0	0	0	0	0	0	0	0	0	0	0	0	0	0	0	0	0	0	0	0	0	0	0	0
Went from <b>Washington</b> to <b>Miami</b> .																											
2021	Football Team	1	0	0	0	0	0	0	0	0	0	0	0	0	0	0	0	0	0	0	0	0	0	0	0	0	0
Went from <b>N.Y. Jets</b> to <b>Washington</b> .																											
2021	Jets	0	0	0	0	0	0	0	0	0	0	0	0	0	0	0	0	0	0	0	0	0	0	0	0	0	0
<b>2021 TOTAL</b>		<b>1</b>	<b>0</b>	<b>0</b>	<b>0</b>	<b>0</b>	<b>0</b>	<b>0</b>	<b>0</b>	<b>0</b>	<b>0</b>	<b>0</b>	<b>0</b>	<b>0</b>	<b>0</b>	<b>0</b>	<b>0</b>	<b>0</b>	<b>0</b>	<b>0</b>	<b>0</b>	<b>0</b>	<b>0</b>	<b>0</b>	<b>0</b>	<b>0</b>	<b>0</b>
<b>NFL TOTALS</b>		<b>13</b>	<b>0</b>	<b>2</b>	<b>2</b>	<b>0</b>	<b>1</b>	<b>13</b>	<b>0</b>	<b>0</b>	<b>0</b>	<b>0</b>	<b>0</b>	<b>0</b>	<b>0</b>	<b>0</b>	<b>0</b>	<b>0</b>	<b>2</b>	<b>0</b>	<b>2</b>	<b>0</b>	<b>0</b>	<b>0</b>	<b>0</b>	<b>0</b>	<b>0</b>

## MILO EIFLER'S 2023 GXG REGULAR-SEASON STATISTICS (COMMANDERS/FALCONS)

DATE	OPPONENT	P/S	TACKLES							INTERCEPTIONS					FUMBLES					ST			MISC						
			TK	S	A	SK	YDS	TFL	YDS	QBH	NO	YDS	LG	TD	PD	FF	FR	TD	YDS	TK	S	A	FF	FR	S	A	W/L	SCORE	
09/17	at Broncos		DID NOT PLAY																									W	35-33
Went from <b>Commanders</b> to <b>Falcons</b> .																													
09/24	at Lions		PRACTICE SQUAD																									L	6-20
10/01	at Jaguars		PRACTICE SQUAD																									L	7-23
10/08	Texans		PRACTICE SQUAD																									W	21-19
10/15	Commanders		PRACTICE SQUAD																									L	16-24
10/22	at Buccaneers		PRACTICE SQUAD																									W	16-13
10/29	at Titans		PRACTICE SQUAD																									L	23-28
11/05	Vikings		PRACTICE SQUAD																									L	28-31
11/12	at Cardinals		PRACTICE SQUAD																									L	23-25
11/26	Saints		PRACTICE SQUAD																									W	24-15
12/03	at Jets		PRACTICE SQUAD																									W	13-8
12/10	Buccaneers		PRACTICE SQUAD																									L	25-29
12/17	at Panthers		PRACTICE SQUAD																									L	7-9
12/24	Colts		PRACTICE SQUAD																									W	29-10
12/31	at Bears		PRACTICE SQUAD																									L	17-37
01/07	at Saints		PRACTICE SQUAD																									L	17-48
<b>2023 TOTALS</b>			<b>0</b>	<b>0</b>	<b>0</b>	<b>0</b>	<b>0</b>	<b>0</b>	<b>0</b>	<b>0</b>	<b>0</b>	<b>0</b>	<b>0</b>	<b>0</b>	<b>0</b>	<b>0</b>	<b>0</b>	<b>0</b>	<b>0</b>	<b>0</b>	<b>0</b>	<b>0</b>	<b>0</b>	<b>0</b>	<b>0</b>	<b>0</b>	<b>6-10</b>		


## MILO EIFLER'S 2022 GXG REGULAR-SEASON STATISTICS (COMMANDERS)

		TACKLES					INTERCEPTIONS					FUMBLES			ST			MIS		C							
DATE	OPPONENT	P/S	T	K	S	ASK	YD	TF	YD	QB	N	YD	L	T	P	F	F	T	YD	T	F	F	S	A	W/L	SCORE	
							S	L	S	H	O	S	G	D	D	F	R	D	S	K	SAF	R	S	A			
09/11	Jaguars	P	0	0	0	0	0.0	0	0	0	0	0	0	0	0	0	0	0	0	0	0	0	0	0	0	W	28-22
09/18	at Lions	P	0	0	0	0	0.0	0	0	0	0	0	0	0	0	0	0	0	0	0	0	0	0	0	L	27-36	
09/25	Eagles	P	1	1	0	0	0.0	0	0	0	0	0	0	0	0	0	0	0	0	0	0	0	0	0	L	8-24	
10/02	at Cowboys	P	0	0	0	0	0.0	0	0	0	0	0	0	0	0	0	0	0	0	0	0	0	0	0	L	10-25	
10/09	Titans		INJURED RESERVE																				L	17-21			
10/13	at Bears		INJURED RESERVE																				W	12-7			
10/23	Packers		INJURED RESERVE																				W	23-21			
10/30	at Colts		INJURED RESERVE																				W	17-16			
11/06	Vikings		INJURED RESERVE																				L	17-20			
11/14	at Eagles		INJURED RESERVE																				W	32-21			
11/20	at Texans		INJURED RESERVE																				W	23-10			
11/27	Falcons	P	0	0	0	0	0.0	0	0	0	0	0	0	0	0	0	0	0	0	1	0	1	0	0	0	W	19-13
12/04	at Giants	P	0	0	0	0	0.0	0	0	0	0	0	0	0	0	0	0	0	0	0	0	0	0	0	T	20-20	
12/18	Giants	P	0	0	0	0	0.0	0	0	0	0	0	0	0	0	0	0	0	0	0	0	0	0	0	L	12-20	
12/24	at 49ers	P	0	0	0	0	0.0	0	0	0	0	0	0	0	0	0	0	0	0	0	0	0	0	0	L	20-37	
01/01	Browns	P	0	0	0	0	0.0	0	0	0	0	0	0	0	0	0	0	0	0	1	0	1	0	0	L	10-24	
01/08	Cowboys	P	1	1	0	0	0.0	1	13	0	0	0	0	0	0	0	0	0	0	0	0	0	0	0	W	26-6	
<b>2022 TOTALS</b>		10-0	2	2	0	0	0.0	1	13	0	0	0	0	0	0	0	0	0	0	2	0	2	0	0	0	8-8-1	

## MILO EIFLER'S 2021 GXG REGULAR-SEASON STATISTICS (JETS/DOLPHINS/FOOTBALL TEAM)

		TACKLES					INTERCEPTIONS					FUMBLES			ST			MIS		C						
DATE	OPPONENT	P/S	T	K	S	ASK	YD	TF	YD	QB	N	YD	L	T	P	F	F	T	YD	T	F	F	S	A	W/L	SCORE
							S	L	S	H	O	S	G	D	D	F	R	D	S	K	SAF	R	S	A		
09/12	at Panthers		NOT ON ROSTER																				L	14-19		
09/19	Patriots		NOT ON ROSTER																				L	6-25		
09/26	at Broncos		NOT ON ROSTER																				L	0-26		
10/03	Titans		NOT ON ROSTER																				W	27-24+		
10/10	at Falcons		NOT ON ROSTER																				L	20-27		
10/17	at Jaguars		Went from <b>Jets</b> to <b>Dolphins</b> .																				L	20-23		
10/24	Falcons		PRACTICE SQUAD																				L	28-30		
10/31	at Bills		PRACTICE SQUAD																				L	11-26		
11/07	Texans		PRACTICE SQUAD																				W	17-9		
11/11	Ravens		PRACTICE SQUAD																				W	22-10		
11/21	at Jets		PRACTICE SQUAD																				W	24-17		
11/28	Panthers		PRACTICE SQUAD																				W	33-10		
12/05	Giants		PRACTICE SQUAD																				W	20-9		
12/12	Cowboys	P	Went from <b>Dolphins</b> to <b>Football Team</b> .																				L	20-27		
12/19	Jets		Went from <b>Football Team</b> to <b>Dolphins</b> .																				W	31-24		
12/27	at Saints		PRACTICE SQUAD																				W	20-3		
01/02	at Titans		PRACTICE SQUAD																				L	3-34		
01/09	Patriots		PRACTICE SQUAD																				W	33-24		
<b>2021 TOTALS</b>		1-0	0	0	0	0.0	0	0	0	0	0	0	0	0	0	0	0	0	0	0	0	0	0	0	9-9	

+ - Overtime



# KADEN ELLISS

ACTIVE / INSIDE LINEBACKER

# 55



**Height:** 6-2

**DOB:** 7/10/1995 (age-29)

**Experience:** 6 Yrs

**With Falcons:** 2 Yrs

**Weight:** 238 lbs

**School:** Idaho

**Acquired:** FA-'23

**Hometown:** Salt Lake City, Utah

## CAREER

- » Recorded 209 tackles (129 solo), 19 tackles for loss, 19 quarterback hits, 12 sacks, five passes defended, two forced fumbles and one fumble recovery in 65 games (29 starts) for the Saints and Falcons.
- » In 2023, he recorded single-season career highs in tackles (122), tackles for loss (11) and passes defended (three), while adding six quarterback hits and four sacks. His 122 tackles on the season ranked second behind Jessie Bates III (132).
- » Set single-season career highs for tackles (74), sacks (8.0), tackles for loss (seven), forced fumbles (two) and quarterback hits (10) in 17 games (11 starts) in 2022.
- » Finished with 13 tackles (six solo), one tackle for loss, one fumble recovery and four special teams tackles in 13 games (one start) for the Saints in 2021.

## COLLEGE

- » Played four seasons (2015-18) at the University of Idaho in Moscow, Idaho.
- » Recorded 296 tackles (220 solo), 48 tackles for loss, 17.0 sacks, 14 passes defended, six forced fumbles and four fumble recoveries in 48 games for the

Vandals.

- » Earned first-team All-Big Sky honors as a senior, tallying 16 tackles for loss and 7.0 sacks.
- » Named second-team All-Big Sky after recording 16 tackles for loss, 6.0 sacks, five interceptions and two fumble recoveries in 12 games as a junior.

## PERSONAL

- » Attended Judge Memorial Catholic High School in Salt Lake City, Utah.
- » Named Utah High School Athletic Association Most Valuable Player after leading Judge Memorial Catholic to its first state championship in 30 seasons as the team's starting quarterback and defensive end.
- » Threw for 714 yards and nine touchdowns, ran for 921 yards and 16 touchdowns and tallied 52 total tackles and an interception on defense as a senior.
- » Son of Rebecca and Luther Elliss.
- » Father, Luther, played 10 seasons in the NFL for the Lions and Broncos and was named to Pro Bowls in 1999 and 2000.
- » One of 12 children.

## TRANSACTIONS

- » Selected by the New Orleans Saints in the seventh round (244th overall) of the 2019 NFL Draft.
- » Signed by the Atlanta Falcons on March 16, 2023.

### REGULAR SEASON COMPARISON: DEFENSIVE - BALTIMORE RAVENS

DATE	OPP	W/L	GP/GS	TACKLES							MISC						
				TOT	SOLO	ASST	SACK	YDS.	INT	TFL	PD	QBH	TD	FF	FR		
11/7/22	NO vs. BLT	L	P	5	4	1	1.0	0.0	0	0	0	0	0	1	0	0	0
<b>TOTALS</b>		0/1	1/0	5	4	1	1.0	0.0	0	0	0	0	0	1	0	0	0

### KADEN ELLISS' NFL REGULAR SEASON DEFENSIVE STATISTICS

DATE	TEAM	GP	GS	TK	TACKLES							INTERCEPTIONS					FUMBLES					ST		MISC										
					S	A	TFL	YDS	SK	YDS	QBH	NO	YDS	LG	TD	PD	FF	FR	TD	YDS	TK	S	A	FF	FR	S	A							
2023	Falcons	17	17	122	82	40	11	39	4.0	36.0	6	0	0	0	0	3	0	0	0	0	0	0	0	0	0	0	0	0	0	0	0	0		
2022	Saints	17	11	74	41	33	7	43	7.0	41.5	10	0	0	0	0	2	2	0	0	0	0	0	0	0	0	4	2	2	0	0	0	0		
2021	Saints	13	1	13	6	7	1	3	1.0	3.0	3	0	0	0	0	0	0	0	0	0	0	1	0	0	4	3	1	0	0	0	0	0		
2020	Saints	15	0	0	0	0	0	0	0.0	0.0	0	0	0	0	0	0	0	0	0	0	0	0	0	0	0	5	4	1	0	0	0	0	0	
2019	Saints	3	0	0	0	0	0	0	0.0	0.0	0	0	0	0	0	0	0	0	0	0	0	0	0	0	0	1	0	1	0	0	0	0	0	0
<b>NFL TOTALS</b>		65	29	209	129	80	19	85	12.0	80.5	19	0	0	0	0	5	2	1	0	0	0	0	0	0	0	14	9	5	0	0	0	0	0	0

## KADEN ELLISS' NFL POSTSEASON DEFENSIVE STATISTICS

DATE	TEAM	GP	TACKLES							INTERCEPTIONS							FUMBLES					ST					MISC					
			GS	TK	S	A	TFL	YDS	SK	YDS	QBH	NO	YDS	LG	TD	PD	FF	FR	TD	YDS	TK	S	A	FF	FR	S	A	FF	FR	S	A	
2020	Saints	2	0	0	0	0	0	0	0	0.0	0.0	0	0	0	0	0	0	0	0	0	0	0	0	0	0	0	0	0	0	0	0	0
2019	Saints	0	0	0	0	0	0	0	0	0.0	0.0	0	0	0	0	0	0	0	0	0	0	0	0	0	0	0	0	0	0	0	0	
NFL TOTALS		2	0	0	0	0	0	0	0	0.0	0.0	0	0	0	0	0	0	0	0	0	0	0	0	0	0	0	0	0	0	0	0	

### KADEN ELLISS' SINGLE-GAME HIGHS: DEFENSIVE

<p><b>Total Tackles</b> 13 at San Francisco 49ers, Nov 27, 2022 11 at Arizona Cardinals, Nov 12, 2023 11 vs. Los Angeles Rams, Nov 20, 2022</p> <p><b>Solo Tackles</b> 10 at San Francisco 49ers, Nov 27, 2022 7 vs. Tampa Bay Buccaneers, Dec 10, 2023 6 at Chicago Bears, Dec 31, 2023 ...4 more at 6.</p> <p><b>Sacks</b> 1.5 at Philadelphia Eagles, Jan 01, 2023 1.5 vs. Los Angeles Rams, Nov 20, 2022 1.0 at Chicago Bears, Dec 31, 2023 ...8 more at 1.0.</p> <p><b>Passes Defensed</b> 1 vs. Indianapolis Colts, Dec 24, 2023 1 vs. New Orleans Saints, Nov 26, 2023 ...3 more at 1.</p>	<p><b>Fumble Recoveries</b> 1 vs. Green Bay Packers, Sep 12, 2021 <b>Tackles For Loss</b> 3 vs. Indianapolis Colts, Dec 24, 2023 2 vs. New Orleans Saints, Nov 26, 2023 2 at Philadelphia Eagles, Jan 01, 2023</p> <p><b>Special Teams Tackles</b> 1 at Atlanta Falcons, Jan 09, 2022 1 at Philadelphia Eagles, Nov 21, 2021 ...8 more at 1.</p>	
---	--	--

## KADEN ELLISS' 2023 GXG REGULAR-SEASON STATISTICS (FALCONS)

DATE	OPPONENT	P/S	TACKLES							INTERCEPTIONS							FUMBLES					ST					MISC				
			TK	S	A	SK	YD	TF	YD	QB	N	YD	L	T	P	F	F	T	YD	T	F	F	S	A	W/L	SCORE					
09/10	Panthers	S	9	6	3	0	0.0	0	0	0	0	0	0	0	0	0	0	0	0	0	0	0	0	0	W	24-10					
09/17	Packers	S	6	6	0	1.0	11.0	1	11	1	0	0	0	0	0	0	0	0	0	0	0	0	0	0	W	25-24					
09/24	at Lions	S	10	5	5	0	0.0	1	0	0	0	0	0	0	0	0	0	0	0	0	0	0	0	0	L	6-20					
10/01	at Jaguars	S	4	2	2	0	0.0	0	0	1	0	0	0	0	0	0	0	0	0	0	0	0	0	0	L	7-23					
10/08	Texans	S	6	4	2	0	0.0	0	0	0	0	0	0	0	0	0	0	0	0	0	0	0	0	0	W	21-19					
10/15	Commanders	S	4	4	0	0	0.0	0	0	0	0	0	0	0	0	0	0	0	0	0	0	0	0	0	L	16-24					
10/22	at Buccaneers	S	6	5	1	0	0.0	1	0	0	0	0	0	0	0	0	0	0	0	0	0	0	0	0	W	16-13					
10/29	at Titans	S	8	6	2	0	0.0	0	0	1	0	0	0	0	0	0	0	0	0	0	0	0	0	0	L	23-28					
11/05	Vikings	S	9	5	4	0	0.0	0	0	0	0	0	0	1	0	0	0	0	0	0	0	0	0	0	L	28-31					
11/12	at Cardinals	S	11	6	5	1.0	8.0	1	8	1	0	0	0	0	0	0	0	0	0	0	0	0	0	0	L	23-25					
11/26	Saints	S	6	4	2	0	0.0	2	2	0	0	0	0	1	0	0	0	0	0	0	0	0	0	0	W	24-15					
12/03	at Jets	S	6	5	1	0	0.0	0	0	0	0	0	0	0	0	0	0	0	0	0	0	0	0	0	W	13-8					
12/10	Buccaneers	S	10	7	3	0	0.0	0	0	0	0	0	0	0	0	0	0	0	0	0	0	0	0	0	L	25-29					
12/17	at Panthers	S	5	4	1	0	0.0	1	0	0	0	0	0	0	0	0	0	0	0	0	0	0	0	0	L	7-9					
12/24	Colts	S	10	5	5	1.0	8.0	3	9	1	0	0	0	1	0	0	0	0	0	0	0	0	0	0	W	29-10					
12/31	at Bears	S	9	6	3	1.0	9.0	1	9	1	0	0	0	0	0	0	0	0	0	0	0	0	0	0	L	17-37					
01/07	at Saints	S	3	2	1	0	0.0	0	0	0	0	0	0	0	0	0	0	0	0	0	0	0	0	0	L	17-48					
2023 TOTALS		17-17	12	8	4	4	36.0	11	39	6	0	0	0	3	0	0	0	0	0	0	0	0	0	0	7-10						



## KADEN ELLISS' 2022 GXG REGULAR-SEASON STATISTICS (SAINTS)

			TACKLES					INTERCEPTIONS					FUMBLES			ST			MIS								
DATE	OPPONENT	P/S	T	K	A	SK	YD	TF	YD	QB	N	YD	L	T	P	F	F	T	YD	T	F	F	S	A	W/L	SCORE	
			S	S	S	S	L	S	H	O	S	G	D	D	D	F	R	D	S	K	S	A	F	R	S	A	
09/11	at Falcons	P	3	2	1	0	0.0	0	0	0	0	0	0	0	0	0	0	0	0	0	0	0	0	0	0	W	27-26
09/18	Buccaneers	S	2	1	1	0	0.0	0	0	0	0	0	0	0	1	0	0	0	0	1	0	1	0	0	0	L	10-20
09/25	at Panthers	S	1	1	0	0	0.0	0	0	0	0	0	0	0	0	0	0	0	0	0	1	1	0	0	0	L	14-22
10/02	Vikings	P	0	0	0	0	0.0	0	0	0	0	0	0	0	0	0	0	0	0	0	1	0	1	0	0	L	25-28
10/09	Seahawks	S	4	0	4	0	0.0	0	0	0	0	0	0	0	0	0	0	0	0	0	0	0	0	0	0	W	39-32
10/16	Bengals	P	1	1	0	1	0	1	0	1	0	0	0	0	0	0	0	0	0	0	0	0	0	0	0	L	26-30
10/20	at Cardinals	P	0	0	0	0	0.0	0	0	0	0	0	0	0	0	0	0	0	0	0	0	0	0	0	0	L	34-42
10/30	Raiders	S	1	0	1	0	0.0	0	0	1	0	0	0	0	0	0	0	0	0	0	0	0	0	0	0	W	24-0
11/07	Ravens	P	5	4	1	1	0	0	0	1	0	0	0	0	0	0	0	0	0	0	0	0	0	0	0	L	13-27
11/13	at Steelers	S	7	3	4	1	0	7	1	7	0	0	0	0	0	1	0	0	0	0	0	0	0	0	0	L	10-20
11/20	Rams	S	11	5	6	1	5	1	10	2	0	0	0	0	1	0	0	0	0	0	1	1	0	0	0	W	27-20
11/27	at 49ers	S	13	1	3	0	0.0	0	0	0	0	0	0	0	0	0	0	0	0	0	0	0	0	0	0	L	0-13
12/05	at Buccaneers	S	8	3	5	0	0.0	0	0	0	0	0	0	0	0	0	0	0	0	0	0	0	0	0	0	L	16-17
12/18	Falcons	P	4	2	2	1	0	5	1	1	0	0	0	0	0	0	0	0	0	0	0	0	0	0	0	W	21-18
12/24	at Browns	S	7	5	2	0	0.0	1	3	0	0	0	0	0	0	0	0	0	0	0	0	0	0	0	0	W	17-10
01/01	at Eagles	S	5	4	1	1	5	6	2	8	3	0	0	0	0	1	0	0	0	0	0	0	0	0	0	W	20-10
01/08	Panthers	S	2	0	2	0	0.0	0	0	0	0	0	0	0	0	0	0	0	0	0	0	0	0	0	0	L	7-10
<b>2022 TOTALS</b>		<b>17-11</b>	<b>74</b>	<b>41</b>	<b>3</b>	<b>7</b>	<b>41.5</b>	<b>7</b>	<b>43</b>	<b>10</b>	<b>0</b>	<b>0</b>	<b>0</b>	<b>0</b>	<b>2</b>	<b>2</b>	<b>0</b>	<b>0</b>	<b>0</b>	<b>4</b>	<b>2</b>	<b>2</b>	<b>0</b>	<b>0</b>	<b>0</b>	<b>7-10</b>	

## KADEN ELLISS' 2021 GXG REGULAR-SEASON STATISTICS (SAINTS)

			TACKLES					INTERCEPTIONS					FUMBLES			ST			MISC									
DATE	OPPONENT	P/S	TK	S	A	SK	YDS	TFL	YDS	QBH	NO	YDS	LG	TD	PD	FF	FR	TD	YDS	TK	S	A	FF	FR	S	A	W/L	SCORE
09/12	Packers	P	0	0	0	0	0.0	0	0	0	0	0	0	0	0	0	1	0	0	0	0	0	0	0	0	0	W	38-3
09/19	at Panthers	P	0	0	0	0	0.0	0	0	0	0	0	0	0	0	0	0	0	0	0	1	0	1	0	0	0	L	7-26
09/26	at Patriots	P	4	3	1	0	0.0	0	0	1	0	0	0	0	0	0	0	0	0	0	0	0	0	0	0	0	W	28-13
10/03	Giants	P	3	1	2	0	0.0	0	0	1	0	0	0	0	0	0	0	0	0	0	0	0	0	0	0	0	L	21-27+
10/10	at Football Team	P	0	0	0	0	0.0	0	0	0	0	0	0	0	0	0	0	0	0	0	0	0	0	0	0	0	W	33-22
10/25	at Seahawks	P	0	0	0	0	0.0	0	0	0	0	0	0	0	0	0	0	0	0	0	0	0	0	0	0	0	W	13-10
10/31	Buccaneers	P	0	0	0	0	0.0	0	0	0	0	0	0	0	0	0	0	0	0	0	0	0	0	0	0	0	W	36-27
11/07	Falcons	P	3	0	3	0	0.0	0	0	0	0	0	0	0	0	0	0	0	0	0	0	0	0	0	0	0	L	25-27
11/14	at Titans	S	1	1	0	0	0.0	0	0	0	0	0	0	0	0	0	0	0	0	0	1	1	0	0	0	0	L	21-23
11/21	at Eagles	P	0	0	0	0	0.0	0	0	0	0	0	0	0	0	0	0	0	0	0	1	1	0	0	0	0	L	29-40
11/25	Bills	P	1	1	0	1	0	3	1	3	1	0	0	0	0	0	0	0	0	0	0	0	0	0	0	0	L	6-31
12/02	Cowboys																										L	17-27
12/12	at Jets																										W	30-9
12/19	at Buccaneers																										W	9-0
12/27	Dolphins																										L	3-20
01/02	Panthers	P	0	0	0	0	0.0	0	0	0	0	0	0	0	0	0	0	0	0	0	0	0	0	0	0	0	W	18-10
01/09	at Falcons	P	1	0	1	0	0.0	0	0	0	0	0	0	0	0	0	0	0	0	0	1	1	0	0	0	0	W	30-20
<b>2021 TOTALS</b>		<b>13-1</b>	<b>13</b>	<b>6</b>	<b>7</b>	<b>1</b>	<b>3.0</b>	<b>1</b>	<b>3</b>	<b>3</b>	<b>0</b>	<b>0</b>	<b>0</b>	<b>0</b>	<b>0</b>	<b>0</b>	<b>1</b>	<b>0</b>	<b>0</b>	<b>4</b>	<b>3</b>	<b>1</b>	<b>0</b>	<b>0</b>	<b>0</b>	<b>0</b>	<b>9-8</b>	

+ - Overtime



# PRINCE EMILI

ACTIVE / DEFENSIVE TACKLE



**Height:** 6-2

**DOB:** 9/18/1998 (age-25)

**Experience:** 1 Yr

**With Falcons:** 1 Yr

**Weight:** 300 lbs

**School:** Pennsylvania

**Acquired:** FA-'24

**Hometown:** New City, N.J.

## CAREER

- » Has appeared in two games for the Buffalo Bills in 2022.
- » Most recently spent time in the UFL with the San Antonio Brahmas.

## COLLEGE

- » Attended the University of Pennsylvania in Philadelphia, Penn.
- » Named 2021 First Team All-Ivy and CoSIDA Academic All-District.
- » Named First Team All-Ivy in 2019.
- » Was a 2016 Ivy League champion.
- » Started and appeared in all 10 games on the defensive line in 2021. Finished the season with 49 tackles, 13 tackles for loss, five sacks and one blocked kick.
- » Did not appear in any games due to COVID-19

## TRANSACTIONS

Originally signed by the Buffalo Bills following the 2022 NFL Draft.  
 Released by the Buffalo Bills on August 30, 2022.  
 Signed to the Buffalo Bills practice squad on September 14, 2022.  
 Released by the Buffalo Bills September 26, 2022.  
 Signed to the Buffalo Bills practice squad on September 28, 2022.  
 Waived by the Buffalo Bills on October 4, 2022.  
 Signed to the New Orleans Saints practice squad on November 16, 2022.  
 Signed to the New Orleans Saints active roster on January 9, 2023.  
 Released by the New Orleans Saints on August 29, 2023.  
 Signed by the Atlanta Falcons on June 20, 2024.

cancellation in 2020.

- » Finished with 65 tackles, including a team-high 14 tackles for loss, and 4.5 sacks in 2019.
- » Appeared in all 10 games (seven starts) at defensive end in 2018. Ranked fourth on the team and led all defensive linemen with 41 total tackles. Also had four tackles for loss and 1.5 sacks.
- » Saw action in seven games in 2017 and registered seven tackles.
- » Did not appear in any games in 2016.

## PERSONAL

- » Attended Clarkstown High School in New City, N.J.
- » Served as a team captain.
- » Named first-team All-State and second-team All-Metro.
- » Son of Florence and Gregory Emili.
- » Full name is Okechukwu Prince Emili.

## REGULAR SEASON COMPARISON: DEFENSIVE - BALTIMORE RAVENS

DATE	OPP	W/L	GP/GS	TACKLES							MISC				
				TOT	SOLO	ASST	SACK	YDS.	INT	TFL	PD	QBH	TD	FF	FR
10/2/22	BUF @ BLT	W	P	3	0	3	0.0	0.0	0	0	1	0	0	0	0
<b>TOTALS</b>		1/0	1/0	3	0	3	0.0	0.0	0	0	1	0	0	0	0

## PRINCE EMILI'S NFL REGULAR SEASON DEFENSIVE STATISTICS

DATE	TEAM	GP	TACKLES							INTERCEPTIONS					FUMBLES					ST				MISC			
			GS	TK	S	A	TFL	YDS	SK	YDS	QBH	NO	YDS	LG	TD	PD	FF	FR	TD	YDS	TK	S	A	FF	FR	S	A
2022	Bills	2	0	3	0	3	0	0	0	0	0	0	0	0	0	0	0	0	0	0	0	0	0	0	0	0	0
NFL TOTALS		2	0	3	0	3	0	0	0	0	0	0	0	0	0	0	0	0	0	0	0	0	0	0	0	0	

### PRINCE EMILI'S SINGLE-GAME HIGHS: DEFENSIVE

**Total Tackles** 3 at Baltimore Ravens, Oct 02, 2022      **Passes Defensed** 1 at Baltimore Ravens, Oct 02, 2022

## PRINCE EMILI'S 2022 GXG REGULAR-SEASON STATISTICS (BILLS)

DATE	OPPONENT	P/S	TACKLES							INTERCEPTIONS					FUMBLES					ST				MISC	
			T	S	YD	TF	YD	QB	N	YD	L	T	P	F	F	YD	T	F	F	S	A	W/L	SCORE		
09/19	Titans		PRACTICE SQUAD																			W	41-7		
09/25	at Dolphins	P	0	0	0	0	0	0	0	0	0	0	0	0	0	0	0	0	0	0	L	19-21			
10/02	at Ravens		PRACTICE SQUAD																			W	23-20		
2022 TOTALS		1-0	0	0	0	0	0	0	0	0	0	0	0	0	0	0	0	0	0	0	2-1				



# EDDIE GOLDMAN

ACTIVE / DEFENSIVE LINEMAN

# 99



**Height:** 6-3

**DOB:** 1/6/1994 (age-30)

**Experience:** 7 Yrs

**With Falcons:** 1 Yr

**Weight:** 325 lbs

**School:** Florida State

**Acquired:** FA-'24

**Hometown:** Washington, D.C.

## CAREER

- » Talled 175 tackles (116 solo), 21 quarterback hits, 18 tackles for loss, 13 sacks, two fumble recoveries and one pass defense in 81 games (73 starts) over seven seasons (2015-21) with the Chicago Bears.
- » Appeared in 14 games (10 starts), registering 22 tackles (14 solo), one tackle for loss, one quarterback hit and a half sack.
- » In 2019, he started 15 games, recording 29 tackles (20 solo), two tackles for loss, two quarterback hits and one sack. Voted a Pro Bowl alternate.
- » In 2018, he started all 16 games, recording 40 tackles (27 solo), five tackles for loss, three quarterback hits, three sacks and one fumble recovery.
- » Started 15 games in 2017, recording 44 tackles (27 solo), five quarterback hits, three tackles for loss, 1.5 sacks and one fumble recovery.
- » Recorded 18 tackles (12 solo), four quarterback hits, 2.5 sacks, two tackles for loss and one pass defense in six games (five starts). Limited to six games due to injuries.
- » In 2015, played in 15 games (12 starts) as a rookie, posting 22 tackles (16 solo), six quarterback hits, five tackles for loss and a career-best 4.5 sacks.
- » His 4.5 sacks ranked fourth among NFL rookies.
- » Played three seasons (2012-2014) at Florida State in Tallahassee, Fla.
- » In 21 career starts, he recorded 62 total tackles (31 solo), 12 tackles for loss, 6.0 sacks, one forced fumble, one fumble recovery and one pass defense.
- » As a junior in 2014, he started all 11 games and was named Sports Illustrated First-Team All-American and First-Team All-ACC while leading the Noles with four sacks and ranked third with eight tackles for loss. He also added 35 total tackles (19 solo), one forced fumble, one fumble recovery and one pass defense.
- » In 2013, he started 13 games and finished with 19 total tackles (eight solo), three tackles for loss and 2.0 sacks.
- » Led the Noles defense to the nation's No. 1 scoring defense (12.1 ppg), third-ranked total defense (281.4 ypg) and 18th-best run defense (124.8) en route to a BCS National Championship.

## PERSONAL

- » Attended Friendship Collegiate Academy in Washington, D.C.
- » Named Under Armour All-American, USA Today 2011 All-USA Second Team All-American, ESPNHS Second Team All-American, 2012 Parade All-American and SI.com's 2011 High School First Team All-American.
- » Earned First-Team All-Met by the Washington Post.
- » Son of Sharon Davis and Eddie Muhammad.

## COLLEGE

## TRANSACTIONS

- » Originally selected by the Chicago Bears in the second round (39th overall) of the 2015 NFL Draft.
- » Re-signed by the Chicago Bears on Sept. 7, 2018.
- » Released by the Chicago Bears on March 11, 2022.
- » Signed by the Atlanta Falcons on July 11, 2022.
- » Placed on Reserve/Retired List on July 19, 2022.
- » Reinstated from the Reserve/Retired List on March 21, 2023.
- » Placed on the Atlanta Falcons Exempt/Left Squad List on July 29, 2023.
- » Signed by the Atlanta Falcons on April 3, 2024.

## REGULAR SEASON COMPARISON: DEFENSIVE - BALTIMORE RAVENS

DATE	OPP	W/L	GP/GS	TACKLES						MISC					
				TOT	SOLO	ASST	SACK	YDS.	INT	TFL	PD	QBH	TD	FF	FR
10/15/17	CHI @ BLT	W	S	6	6	0	0.0	0.0	0	1	0	0	0	0	0
11/21/21	CHI vs. BLT	L	S	5	4	1	0.5	4.0	0	0	0	1	0	0	0
<b>TOTALS</b>		1/1	2/2	11	10	1	0.5	4.0	0	1	0	1	0	0	0




## EDDIE GOLDMAN'S 2022 GXG REGULAR-SEASON STATISTICS (FALCONS)

			TACKLES				INTERCEPTIONS				FUMBLES			ST		MISC													
DATE	OPPONENT	P/S	TK	S	A	SK	YDS	TFL	YDS	QBH	NO	YDS	LG	TD	PD	FF	FR	TD	YDS	TK	S	A	FF	FR	S	A	W/L	SCORE	
09/11	Saints										NOT ON ROSTER															L	26-27		
09/18	at Rams										NOT ON ROSTER															L	27-31		
09/25	at Seahawks										NOT ON ROSTER															W	27-23		
10/02	Browns										NOT ON ROSTER															W	23-20		
10/09	at Buccaneers										NOT ON ROSTER															L	15-21		
10/16	49ers										NOT ON ROSTER															W	28-14		
10/23	at Bengals										NOT ON ROSTER															L	17-35		
10/30	Panthers										NOT ON ROSTER															W	37-34+		
11/06	Chargers										NOT ON ROSTER															L	17-20		
11/10	at Panthers										NOT ON ROSTER															L	15-25		
11/20	Bears										NOT ON ROSTER															W	27-24		
11/27	at Commanders										NOT ON ROSTER															L	13-19		
12/04	Steelers										NOT ON ROSTER															L	16-19		
12/18	at Saints										NOT ON ROSTER															L	18-21		
12/24	at Ravens										NOT ON ROSTER															L	9-17		
01/01	Cardinals										NOT ON ROSTER															W	20-19		
01/08	Buccaneers										NOT ON ROSTER															W	30-17		
<b>2022 TOTALS</b>			0	0	0	0	0	0	0	0	0	0	0	0	0	0	0	0	0	0	0	0	0	0	0	0	0	0	7-10

+ - Overtime

## EDDIE GOLDMAN'S 2021 GXG REGULAR-SEASON STATISTICS (BEARS)

			TACKLES				INTERCEPTIONS				FUMBLES			ST		MISC											
DATE	OPPONENT	P/S	T	K	S	ASK	YD	TF	YD	QB	N	YD	L	T	P	F	F	T	YD	T	F	F	S	A	W/L	SCORE	
			K	S	ASK	S	L	S	H	O	S	G	D	D	F	R	D	S	K	S	A	F	R	S	A		
09/12	at Rams										ON INACTIVE LIST															L	14-34
09/19	Bengals										ON INACTIVE LIST															W	20-17
09/26	at Browns										ON INACTIVE LIST															L	6-26
10/03	Lions	S	0	0	0	0	0	0	0	0	0	0	0	0	0	0	0	0	0	0	0	0	0	0	0	W	24-14
10/10	at Raiders	S	0	0	0	0	0	0	0	0	0	0	0	0	0	0	0	0	0	0	0	0	0	0	0	W	20-9
10/17	Packers	P	3	1	2	0	0	0	0	0	0	0	0	0	0	0	0	0	0	0	0	0	0	0	0	L	14-24
10/24	at Buccaneers	S	0	0	0	0	0	0	0	0	0	0	0	0	0	0	0	0	0	0	0	0	0	0	0	L	3-38
10/31	49ers	S	1	1	0	0	0	0	0	0	0	0	0	0	0	0	0	0	0	0	0	0	0	0	0	L	22-33
11/08	at Steelers	S	4	3	1	0	0	0	1	1	0	0	0	0	0	0	0	0	0	0	0	0	0	0	0	L	27-29
11/21	Ravens	S	5	4	1	0	4	0	0	1	0	0	0	0	0	0	0	0	0	0	0	0	0	0	0	L	13-16
11/25	at Lions	S	3	1	2	0	0	0	0	0	0	0	0	0	0	0	0	0	0	0	0	0	0	0	0	W	16-14
12/05	Cardinals	P	0	0	0	0	0	0	0	0	0	0	0	0	0	0	0	0	0	0	0	0	0	0	0	L	22-33
12/12	at Packers	P	2	1	1	0	0	0	0	0	0	0	0	0	0	0	0	0	0	0	0	0	0	0	0	L	30-45
12/20	Vikings	S	1	1	0	0	0	0	0	0	0	0	0	0	0	0	0	0	0	0	0	0	0	0	0	L	9-17
12/26	at Seahawks	P	0	0	0	0	0	0	0	0	0	0	0	0	0	0	0	0	0	0	0	0	0	0	0	W	25-24
01/02	Giants	S	3	2	1	0	0	0	0	0	0	0	0	0	0	0	0	0	0	0	0	0	0	0	0	W	29-3
01/09	at Vikings	S	0	0	0	0	0	0	0	0	0	0	0	0	0	0	0	0	0	0	0	0	0	0	0	L	17-31
<b>2021 TOTALS</b>		14-10	22	18	4	0	4	0	1	1	1	0	0	0	0	0	0	0	0	0	0	0	0	0	0	0	6-11



# TA'QUON GRAHAM

ACTIVE / DEFENSIVE LINEMAN

# 95



**Height:** 6-4  
**DOB:** 12/1/1998 (age-25)  
**Experience:** 4 Yrs  
**With Falcons:** 4 Yrs  
**Hometown:** Temple, Texas

**Weight:** 307 lbs  
**School:** Texas  
**Acquired:** D5a '21  
**Pronunciation:** TUH-k-wahn

## CAREER

Played in 39 games with 16 starts while totaling 72 tackles (29 solo) with 12 quarterback hits, four tackles for loss, one forced fumble and one fumble recovery for the Falcons.

- » In 2023, he appeared in 15 games (two starts), recording 23 tackles (six solo), two quarterback hits, one sack, one tackle for loss and one forced fumble.
- » Played in 11 games (nine starts), recording 32 tackles (15 solo), eight quarterback hits, one tackle for loss and one fumble recovery in 2022.
- » Finished with a career-high seven tackles (four solo) in Week 8 against Carolina in the 2022 season.
- » In the 2022 season, he recorded his first-career fumble recovery in Week 9 vs. LA Chargers.
- » Played in 13 games (five starts) compiling 15 tackles (eight solo), two tackles for loss and two quarterback hits as a rookie in 2021.
- » Registered a career-high four tackles (three solo) and one tackle for loss in Week 18 vs. New Orleans in 2021.

- » Played four seasons (2017-20) at the University of Texas.
- » Appeared in 48 career games with 24 starts for the Longhorns and recorded 72 tackles (41 solo), 23 tackles for loss, 7.0 sacks, one forced fumble, and one fumble recovery.
- » Started all nine games in 2020 and recorded 23 tackles (12 solo), seven tackles for loss, 2.0 sacks, two quarterback hurries and one fumble recovery as a senior.
- » Finished with 31 tackles (16 solo), 12 tackles for loss, 3.5 sacks and one pass breakup in 13 games (13 starts) in 2019.
- » Appeared in 14 games (two starts) as a sophomore and tallied 12 tackles, 2.0 sacks and one forced fumble.
- » Played in 12 games as a true freshman in 2017.

## PERSONAL

- » Attended Temple (Texas) High School where he earned All-America, all-state and all-district honors.
- » Helped Temple make an appearance in the 5A Division 1 state championship game as a senior in 2016.
- » Son of Forestine Thompson and Phillip Graham.

## COLLEGE

## IN THE COMMUNITY

### GIVING BACK

- » Gave Thanksgiving meals to 1500 families in Atlanta as part of the Falcons Feast at Home Depot Backyard.
- » Participated in Hometown Huddle where the entire team volunteered and cleaned Anderson Park in Atlanta.

## TRANSACTIONS

- » Selected by the Atlanta Falcons in the fifth round (148th overall) of the 2021 NFL Draft.

## TA'QUON GRAHAM'S NFL REGULAR SEASON DEFENSIVE STATISTICS

DATE	TEAM	GP	TACKLES							INTERCEPTIONS						FUMBLES				ST		MISC						
			GS	TK	S	A	TFL	YDS	SK	YDS	QBH	NO	YDS	LG	TD	PD	FF	FR	TD	YDS	TK	S	A	FF	FR	S	A	
2023	Falcons	15	2	23	6	17	1	2	1.0	6.0	2	0	0	0	0	0	0	1	0	0	0	0	0	0	0	0	0	0
2022	Falcons	11	9	34	15	19	1	2	0.0	0.0	8	0	0	0	0	0	0	1	0	19	0	0	0	0	0	0	0	0
2021	Falcons	13	5	15	8	7	2	1	0.0	0.0	2	0	0	0	0	0	0	0	0	0	0	0	0	0	0	0	0	0
NFL TOTALS		39	16	72	29	43	4	5	1.0	6.0	12	0	0	0	0	0	0	1	1	0	19	0	0	0	0	0	0	0



**TA'QUON GRAHAM'S SINGLE-GAME HIGHS: DEFENSIVE**

**Total Tackles** 7 vs. Carolina Panthers, Oct 30, 2022

6 at Carolina Panthers, Nov 10, 2022

5 vs. Cleveland Browns, Oct 02, 2022

**Solo Tackles** 4 vs. Carolina Panthers, Oct 30, 2022

4 vs. Cleveland Browns, Oct 02, 2022

3 vs. New Orleans Saints, Jan 09, 2022

**Tackles For Loss**

1 vs. Minnesota Vikings, Nov 05, 2023

1 at Carolina Panthers, Nov 10, 2022

...2 more at 1.

**Longest Opp Fumble Return** 19 vs. Los Angeles Chargers, Nov 06, 2022

**Fumble Recoveries** 1 vs. Los Angeles Chargers, Nov 06, 2022

**TA'QUON GRAHAM'S 2023 6X6 REGULAR-SEASON STATISTICS (FALCONS)**

				TACKLES							INTERCEPTIONS					FUMBLES					ST			MIS								
DATE	OPPONENT	P/S	T	K	SA	SK	YD	TF	YD	QB	N	YD	L	T	P	F	F	T	YD	T	F	F	S	K	SA	F	R	S	A	W/L	SCORE	
09/10	Panthers	P	1	0	1	0	0.0	0	0	0	0	0	0	0	0	0	0	0	0	0	0	0	0	0	0	0	0	0	0	0	W	24-10
09/17	Packers	P	1	0	1	0	0.0	0	0	0	0	0	0	0	0	0	0	0	0	0	0	0	0	0	0	0	0	0	0	W	25-24	
09/24	at Lions	P	2	0	2	0	0.0	0	0	0	0	0	0	0	0	0	0	0	0	0	0	0	0	0	0	0	0	0	L	6-20		
10/01	at Jaguars	P	0	0	0	0	0.0	0	0	0	0	0	0	0	0	0	0	0	0	0	0	0	0	0	0	0	0	0	L	7-23		
10/08	Texans		ON INACTIVE LIST																								W	21-19				
10/15	Commanders		ON INACTIVE LIST																								L	16-24				
10/22	at Buccaneers	P	2	1	1	0	0.0	0	0	0	0	0	0	0	0	0	0	0	0	0	0	0	0	0	0	0	0	0	W	16-13		
10/29	at Titans	P	2	0	2	0	0.0	0	0	0	1	0	0	0	0	0	0	0	0	0	0	0	0	0	0	0	0	0	L	23-28		
11/05	Vikings	P	1	1	0	0	0.0	0	1	2	0	0	0	0	0	0	0	0	0	0	0	0	0	0	0	0	0	0	L	28-31		
11/12	at Cardinals	S	1	1	0	0	0.0	0	0	0	0	0	0	0	0	0	0	0	0	0	0	0	0	0	0	0	0	0	L	23-25		
11/26	Saints	P	1	1	0	0	0.0	0	0	0	0	0	0	0	0	0	0	0	0	0	0	0	0	0	0	0	0	0	W	24-15		
12/03	at Jets	P	3	1	2	0	0.0	0	0	0	0	0	0	0	0	0	0	0	0	0	0	0	0	0	0	0	0	0	W	13-8		
12/10	Buccaneers	P	1	0	1	0	0.0	0	0	0	0	0	0	0	0	0	0	0	0	0	0	0	0	0	0	0	0	0	L	25-29		
12/17	at Panthers	S	2	1	1	1	6.0	0	0	1	0	0	0	0	0	1	0	0	0	0	0	0	0	0	0	0	0	0	L	7-9		
12/24	Colts	P	0	0	0	0	0.0	0	0	0	0	0	0	0	0	0	0	0	0	0	0	0	0	0	0	0	0	0	W	29-10		
12/31	at Bears	P	4	0	4	0	0.0	0	0	0	0	0	0	0	0	0	0	0	0	0	0	0	0	0	0	0	0	0	L	17-37		
01/07	at Saints	P	2	0	2	0	0.0	0	0	0	0	0	0	0	0	0	0	0	0	0	0	0	0	0	0	0	0	0	L	17-48		
<b>2023 TOTALS</b>		<b>15-2</b>	<b>23</b>	<b>6</b>	<b>1</b>	<b>1</b>	<b>6.0</b>	<b>1</b>	<b>2</b>	<b>2</b>	<b>0</b>	<b>0</b>	<b>0</b>	<b>0</b>	<b>0</b>	<b>1</b>	<b>0</b>	<b>0</b>	<b>0</b>	<b>0</b>	<b>0</b>	<b>0</b>	<b>0</b>	<b>0</b>	<b>0</b>	<b>0</b>	<b>0</b>	<b>0</b>	<b>7-10</b>			

**TA'QUON GRAHAM'S 2022 GXG REGULAR-SEASON STATISTICS (FALCONS)**

DATE	OPPONENT	P/S	TACKLES						INTERCEPTIONS				FUMBLES			ST		MISC		W/L	SCORE						
			TK	S	A	SK	YDS	TFL	YDS	QBH	NO	YDS	LG	TD	PD	FF	FR	TD	YDS			TK	S	A	FF	FR	S
09/11	Saints	S	0	0	0	0	0	0	0	1	0	0	0	0	0	0	0	0	0	0	0	0	0	0	0	L	26-27
09/18	at Rams	P	4	0	4	0	0	0	0	2	0	0	0	0	0	0	0	0	0	0	0	0	0	0	0	L	27-31
09/25	at Seahawks	P	3	0	3	0	0	0	0	2	0	0	0	0	0	0	0	0	0	0	0	0	0	0	0	W	27-23
10/02	Browns	S	5	4	1	0	0	0	0	1	0	0	0	0	0	0	0	0	0	0	0	0	0	0	0	W	23-20
10/09	at Buccaneers	S	1	1	0	0	0	0	0	0	0	0	0	0	0	0	0	0	0	0	0	0	0	0	0	L	15-21
10/16	49ers	S	2	1	1	0	0	0	0	1	0	0	0	0	0	0	0	0	0	0	0	0	0	0	0	W	28-14
10/23	at Bengals	S	3	2	1	0	0	0	0	0	0	0	0	0	0	0	0	0	0	0	0	0	0	0	0	L	17-35
10/30	Panthers	S	7	4	3	0	0	0	0	0	0	0	0	0	0	0	0	0	0	0	0	0	0	0	0	W	37-34+
11/06	Chargers	S	3	1	2	0	0	0	0	1	0	0	0	0	0	1	0	19	0	0	0	0	0	0	0	L	17-20
11/10	at Panthers	S	6	2	4	0	0	0	1	2	0	0	0	0	0	0	0	0	0	0	0	0	0	0	0	L	15-25
11/20	Bears										INJURED RESERVE														W	27-24	
11/27	at Commanders										INJURED RESERVE														L	13-19	
12/04	Steelers										INJURED RESERVE														L	16-19	
12/18	at Saints										INJURED RESERVE														L	18-21	
12/24	at Ravens										INJURED RESERVE														L	9-17	
01/01	Cardinals										INJURED RESERVE														W	20-19	
01/08	Buccaneers										INJURED RESERVE														W	30-17	
<b>2022 TOTALS</b>			<b>10-8</b>	<b>34</b>	<b>15</b>	<b>19</b>	<b>0</b>	<b>0</b>	<b>0</b>	<b>1</b>	<b>2</b>	<b>8</b>	<b>0</b>	<b>0</b>	<b>0</b>	<b>0</b>	<b>0</b>	<b>0</b>	<b>1</b>	<b>0</b>	<b>19</b>	<b>0</b>	<b>0</b>	<b>0</b>	<b>0</b>	<b>0</b>	<b>7-10</b>

+ - Overtime

**TA'QUON GRAHAM'S 2021 GXG REGULAR-SEASON STATISTICS (FALCONS)**

DATE	OPPONENT	P/S	TACKLES						INTERCEPTIONS				FUMBLES			ST		MISC		W/L	SCORE						
			TK	S	A	SK	YDS	TFL	YDS	QBH	NO	YDS	LG	TD	PD	FF	FR	TD	YDS			TK	S	A	FF	FR	S
09/12	Eagles										ON INACTIVE LIST														L	6-32	
09/19	at Buccaneers	P	1	0	1	0	0	0	0	0	0	0	0	0	0	0	0	0	0	0	0	0	0	0	0	L	25-48
09/26	at Giants	P	3	2	1	0	0	0	0	0	0	0	0	0	0	0	0	0	0	0	0	0	0	0	0	W	17-14
10/03	Football Team	P	1	0	1	0	0	0	0	0	0	0	0	0	0	0	0	0	0	0	0	0	0	0	0	L	30-34
10/10	Jets	P	0	0	0	0	0	0	0	0	0	0	0	0	0	0	0	0	0	0	0	0	0	0	0	W	27-20
10/24	at Dolphins	P	0	0	0	0	0	0	0	0	0	0	0	0	0	0	0	0	0	0	0	0	0	0	0	W	30-28
10/31	Panthers										ON INACTIVE LIST														L	13-19	
11/07	at Saints										ON INACTIVE LIST														W	27-25	
11/14	at Cowboys										ON INACTIVE LIST														L	3-43	
11/18	Patriots	P	1	0	1	0	0	0	0	0	0	0	0	0	0	0	0	0	0	0	0	0	0	0	0	L	0-25
11/28	at Jaguars	S	1	1	0	0	0	0	0	1	0	0	0	0	0	0	0	0	0	0	0	0	0	0	0	W	21-14
12/05	Buccaneers	S	1	1	0	0	0	0	0	0	0	0	0	0	0	0	0	0	0	0	0	0	0	0	0	L	17-30
12/12	at Panthers	P	0	0	0	0	0	0	0	1	0	0	0	0	0	0	0	0	0	0	0	0	0	0	0	W	29-21
12/19	at 49ers	S	0	0	0	0	0	0	0	0	0	0	0	0	0	0	0	0	0	0	0	0	0	0	0	L	13-31
12/26	Lions	S	1	0	1	0	0	0	0	0	0	0	0	0	0	0	0	0	0	0	0	0	0	0	0	W	20-16
01/02	at Bills	P	2	1	1	0	0	0	0	0	0	0	0	0	0	0	0	0	0	0	0	0	0	0	0	L	15-29
01/09	Saints	S	4	3	1	0	0	0	1	1	0	0	0	0	0	0	0	0	0	0	0	0	0	0	0	L	20-30
<b>2021 TOTALS</b>			<b>13-5</b>	<b>15</b>	<b>8</b>	<b>7</b>	<b>0</b>	<b>0</b>	<b>0</b>	<b>2</b>	<b>1</b>	<b>2</b>	<b>0</b>	<b>0</b>	<b>0</b>	<b>0</b>	<b>0</b>	<b>0</b>	<b>0</b>	<b>0</b>	<b>0</b>	<b>0</b>	<b>0</b>	<b>0</b>	<b>0</b>	<b>7-10</b>	



# RICHIE GRANT

ACTIVE / SAFETY

# 27



**Height:** 6-0

**DOB:** 11/9/1997 (age-26)

**Experience:** 4 Yrs

**With Falcons:** 4 Yrs

**Weight:** 204 lbs

**School:** UCF

**Acquired:** D2 '21

**Hometown:** Fort Walton Beach, Fla

## CAREER

- » Has seen action in 33 games with 17 starts while totaling 151 tackles (92 solo) with nine passes defended, five tackles for loss, two forced fumbles, one fumble recovery and one quarterback hit.
- » In 2023, he appeared in all 17 games (15 starts), recording 102 tackles (65 solo), six passes defended, five quarterback hits, three sacks, three tackles for loss, two forced fumbles and one interception.
- » One-of-two defensive backs (Antoine Winfield Jr.) to finish the season with at least 100 tackles, three sacks and two forced fumbles.
- » Started all 17 games, recording career highs in tackles (122), passes defended (seven), tackles for loss (three) and interceptions (two), while adding one forced fumble, one fumble recovery and one quarterback hit in 2022. He also contributed on special teams, registering one special teams tackle and one blocked punt.
- » Finished third in the NFL among all defensive backs with 122 tackles in 2022.
- » Recorded his first career interception vs. Seattle in Week 3. His interception sealed the Falcons first victory of the 2022 season.
- » Finished with a career-high 11 tackles (five solo), one pass defense and one interception, his second of the 2022 season and of his career in Week 9 vs. LA Chargers. He recorded double-digit stops three times this season.
- » Played in 16 games totaling two passes defended, 29 tackles (23 solo), two tackles for loss, one forced fumble, one special teams fumble recovery and six total special teams tackles (five solo) as a rookie in 2021.
- » Recorded five tackles (three solo) on defense and a career-high two special teams tackles in Week 7 vs. Dolphins last year.

- » Played four seasons (2017-20) at the University of Central Florida after redshirting his freshman year in 2016.
- » Tallied 291 tackles, 29 pass breakups, 10 interceptions, 11.5 tackles for loss and seven forced fumbles over four seasons, earning first-team All-American Athletic Conference honors for three consecutive years (2018-20).
- » Started eight of nine games at safety as a senior in 2020 and led the Knights in tackles (72), interceptions (three) and fumble recoveries (two), while adding 3.5 tackles for loss, 1.0 sack and two forced fumbles.
- » Earned first-team All-AAC honors and was a Jim Thorpe Award finalist as a redshirt senior in 2020.
- » Finished with 78 tackles, eight pass breakups, four tackles for loss, one interception and one forced fumble in 13 games (12 starts) as a junior in 2019 and earned first-team All-AAC honors for a second consecutive season.
- » Started all 13 games at safety as a sophomore in 2018 and led the Knights in tackles (109) and interceptions (six), earning first-team All-AAC honors.
- » Led the American Athletic Conference and ranked third in the nation with six interceptions as a sophomore.
- » Appeared in all 13 games as a redshirt freshman in 2017, recording 32 tackles, one tackle for loss, one forced fumble and two pass breakups.

## PERSONAL

- » Attended Choctawhatchee High School in Fort Walton Beach, Fla., where he lettered in football and track.
- » Named to the 2015 Associated Press Florida Class 6A All-State Second Team as a senior after tallying 37 solo tackles, four interceptions, more than 1,000 receiving yards, three punt return touchdowns and one kickoff return touchdown.
- » Ran the 100M and 400M events for Choctawhatchee's track team.

## COLLEGE

## IN THE COMMUNITY

### GIVING BACK

- » Participated in Operation: Gametime, spending a day with service members from Dobbins Air Reserve Base.
- » Participated in Hometown Huddle where the entire team volunteered and cleaned Anderson Park in Atlanta.
- » Visited Joint Army and Airforce Base, Lewis-McChord Army and spent time with active military members in Seattle, Wash.
- » Spent a day celebrating hospital staff at Children's Healthcare of Atlanta-Egleston with a season kickoff party filled with games and food trucks.
- » Attended the Eglin Air Force Base in Florida for a USO visit.
- » Walked the runway at Rally on the Runway with pediatric cancer patients.

## TRANSACTIONS

» Selected by the Atlanta Falcons in the second round (40th overall) of the 2021 NFL Draft

### REGULAR SEASON COMPARISON: DEFENSIVE - BALTIMORE RAVENS

DATE	OPP	W/L	GP/GS	TACKLES										MISC				
				TOT	SOLO	ASST	SACK	YDS.	INT	TFL	PD	QBH	TD	FF	FR			
12/24/22	ATL @ BLT	L	S	10	7	3	0.0	0.0	0	0	0	0	0	0	0	0	0	0
<b>TOTALS</b>		0/1	1/1	10	7	3	0.0	0.0	0	0	0	0	0	0	0	0	0	0

### RICHIE GRANT'S NFL REGULAR SEASON DEFENSIVE STATISTICS

DATE	TEAM	GP	GS	TK	TACKLES										INTERCEPTIONS				FUMBLES				ST		MISC									
					S	A	TFL	YDS	SK	YDS	QBH	NO	YDS	LG	TD	PD	FF	FR	TD	YDS	TK	S	A	FF	FR	S	A							
2023	Falcons	17	15	102	65	37	3	19	3.0	19.0	5	1	4	4	0	6	2	0	0	0	1	1	0	0	0	0	0	0	0	0	0	0	0	0
2022	Falcons	17	17	122	69	53	3	5	0.0	0.0	1	2	22	12	0	7	1	1	0	0	1	1	0	0	0	0	0	0	0	0	0	0	0	
2021	Falcons	16	0	29	23	6	2	1	0.0	0.0	0	0	0	0	0	2	1	0	0	2	6	5	1	0	1	0	0	0	0	0	0	0	0	
<b>NFL TOTALS</b>		50	32	253	157	96	8	25	3.0	19.0	6	3	26	12	0	15	4	1	0	2	8	7	1	0	1	0	0	0	0	0	0	0	0	

#### RICHIE GRANT'S SINGLE-GAME HIGHS: DEFENSIVE

<b>Total Tackles</b>	11 at Jacksonville Jaguars, Oct 01, 2023 11 vs. Los Angeles Chargers, Nov 06, 2022 10 at New Orleans Saints, Jan 07, 2024 ...2 more at 10.	<b>Tackles For Loss</b>	2 at Jacksonville Jaguars, Nov 28, 2021 1 at New Orleans Saints, Jan 07, 2024 1 vs. Indianapolis Colts, Dec 24, 2023 ...3 more at 1.
<b>Solo Tackles</b>	9 at Jacksonville Jaguars, Oct 01, 2023 7 at Arizona Cardinals, Nov 12, 2023 7 at Baltimore Ravens, Dec 24, 2022	<b>Interceptions</b>	1 at Tampa Bay Buccaneers, Oct 22, 2023 1 vs. Los Angeles Chargers, Nov 06, 2022 ...1 more at 1.
<b>Sacks</b>	1.0 at New Orleans Saints, Jan 07, 2024 1.0 vs. Indianapolis Colts, Dec 24, 2023 ...1 more at 1.0.	<b>Interception Return Yards</b>	12 at Seattle Seahawks, Sep 25, 2022 10 vs. Los Angeles Chargers, Nov 06, 2022
<b>Passes Defensed</b>	2 vs. Minnesota Vikings, Nov 05, 2023 2 at Carolina Panthers, Nov 10, 2022 ...1 more at 2.	<b>Special Teams Tackles</b>	2 at New Orleans Saints, Nov 07, 2021 1 at Tennessee Titans, Oct 29, 2023 1 vs. Carolina Panthers, Oct 30, 2022 ...4 more at 1.
<b>Forced Fumbles</b>	1 at New York Jets, Dec 03, 2023 1 vs. Tampa Bay Buccaneers, Jan 08, 2023 ...1 more at 1.	<b>Special Teams Fumble Recoveries</b>	1 at San Francisco 49ers, Dec 19, 2021
<b>Fumble Recoveries</b>	1 vs. Tampa Bay Buccaneers, Jan 08, 2023	<b>Longest Opp Fumble Return</b>	2 at San Francisco 49ers, Dec 19, 2021

## RICHIE GRANT'S 2023 GXG REGULAR-SEASON STATISTICS (FALCONS)

		TACKLES								INTERCEPTIONS				FUMBLES			ST			MIS		C										
DATE	OPPONENT	P/S	TK	S	A	SK	YD	TF	YD	QB	N	YD	L	T	P	F	F	YD	T	F	F	S	A	W/L	SCORE							
						S	L	S	H	O	O	S	G	D	D	F	R	D	K	S	A	F	R	S	A							
09/10	Panthers	S	7	3	4	0	0.0	0	0	0	0	0	0	0	1	0	0	0	0	0	0	0	0	W	24-10							
09/17	Packers	S	4	3	1	0	0.0	0	0	0	0	0	0	0	0	0	0	0	0	0	0	0	0	W	25-24							
09/24	at Lions	S	6	2	4	0	0.0	0	0	2	0	0	0	0	0	0	0	0	0	0	0	0	0	L	6-20							
10/01	at Jaguars	S	11	9	2	0	0.0	0	0	1	0	0	0	0	0	0	0	0	0	0	0	0	0	L	7-23							
10/08	Texans	S	3	3	0	0	0.0	1	0	0	0	0	0	0	0	0	0	0	0	0	0	0	0	W	21-19							
10/15	Commanders	S	4	3	1	0	0.0	0	0	0	0	0	0	0	0	0	0	0	0	0	0	0	0	L	16-24							
10/22	at Buccaneers	S	8	5	3	0	0.0	0	0	0	1	4	4	0	1	0	0	0	0	0	0	0	0	W	16-13							
10/29	at Titans	S	8	5	3	0	0.0	0	0	0	0	0	0	0	1	0	0	0	0	1	1	0	0	L	23-28							
11/05	Vikings	S	8	4	4	0	0.0	0	0	0	0	0	0	0	2	0	0	0	0	0	0	0	0	L	28-31							
11/12	at Cardinals	S	9	7	2	0	0.0	0	0	0	0	0	0	0	0	0	0	0	0	0	0	0	0	L	23-25							
11/26	Saints	S	4	3	1	0	0.0	0	0	0	0	0	0	0	1	0	0	0	0	0	0	0	0	W	24-15							
12/03	at Jets	S	2	1	1	1	0.0	0	0	0	0	0	0	0	0	1	0	0	0	0	0	0	0	W	13-8							
12/10	Buccaneers	S	6	4	2	0	0.0	0	0	0	0	0	0	0	0	0	0	0	0	0	0	0	0	L	25-29							
12/17	at Panthers	P	1	0	1	0	0.0	0	0	0	0	0	0	0	0	0	0	0	0	0	0	0	0	L	7-9							
12/24	Colts	S	5	4	1	1	7.0	1	7	1	0	0	0	0	0	1	0	0	0	0	0	0	0	W	29-10							
12/31	at Bears	P	6	5	1	0	0.0	0	0	0	0	0	0	0	0	0	0	0	0	0	0	0	0	L	17-37							
01/07	at Saints	S	10	4	6	1	12.0	1	12	1	0	0	0	0	0	0	0	0	0	0	0	0	0	L	17-48							
<b>2023 TOTALS</b>		<b>17-15</b>	<b>10</b>	<b>6</b>	<b>3</b>	<b>3</b>	<b>19.0</b>	<b>3</b>	<b>19</b>	<b>5</b>	<b>1</b>	<b>4</b>	<b>4</b>	<b>0</b>	<b>6</b>	<b>2</b>	<b>0</b>	<b>0</b>	<b>0</b>	<b>1</b>	<b>1</b>	<b>0</b>	<b>0</b>	<b>7-10</b>								
			<b>2</b>	<b>5</b>	<b>7</b>	<b>0</b>																										


## RICHIE GRANT'S 2022 GXG REGULAR-SEASON STATISTICS (FALCONS)

		TACKLES								INTERCEPTIONS				FUMBLES			ST			MISC								
DATE	OPPONENT	P/S	TK	S	A	SK	YDS	TFL	YDS	QBH	NO	YDS	LG	TD	PD	FF	FR	TD	YDS	TK	S	A	FF	R	S	A	W/L	SCORE
09/11	Saints	S	10	4	6	0	0.0	0	0	1	0	0	0	0	1	0	0	0	0	0	0	0	0	0	L	26-27		
09/18	at Rams	S	6	3	3	0	0.0	0	0	0	0	0	0	0	0	0	0	0	0	0	0	0	0	0	L	27-31		
09/25	at Seahawks	S	7	6	1	0	0.0	0	0	0	1	12	12	0	2	0	0	0	0	0	0	0	0	0	W	27-23		
10/02	Browns	S	5	3	2	0	0.0	1	0	0	0	0	0	0	0	0	0	0	0	0	0	0	0	0	W	23-20		
10/09	at Buccaneers	S	7	6	1	0	0.0	0	0	0	0	0	0	0	0	0	0	0	0	0	0	0	0	0	L	15-21		
10/16	49ers	S	6	5	1	0	0.0	0	0	0	0	0	0	0	1	0	0	0	0	0	0	0	0	0	W	28-14		
10/23	at Bengals	S	4	4	0	0	0.0	1	0	0	0	0	0	0	0	0	0	0	0	0	0	0	0	0	L	17-35		
10/30	Panthers	S	5	3	2	0	0.0	0	0	0	0	0	0	0	0	0	0	0	0	0	1	1	0	0	W	37-34+		
11/06	Chargers	S	11	5	6	0	0.0	0	0	0	1	10	10	0	1	0	0	0	0	0	0	0	0	0	L	17-20		
11/10	at Panthers	S	8	3	5	0	0.0	0	0	0	0	0	0	0	2	0	0	0	0	0	0	0	0	0	L	15-25		
11/20	Bears	S	6	1	5	0	0.0	0	0	0	0	0	0	0	0	0	0	0	0	0	0	0	0	0	W	27-24		
11/27	at Commanders	S	6	2	4	0	0.0	0	0	0	0	0	0	0	0	0	0	0	0	0	0	0	0	0	L	13-19		
12/04	Steelers	S	9	4	5	0	0.0	1	5	0	0	0	0	0	0	0	0	0	0	0	0	0	0	0	L	16-19		
12/18	at Saints	S	6	5	1	0	0.0	0	0	0	0	0	0	0	0	0	0	0	0	0	0	0	0	0	L	18-21		
12/24	at Ravens	S	10	7	3	0	0.0	0	0	0	0	0	0	0	0	0	0	0	0	0	0	0	0	0	L	9-17		
01/01	Cardinals	S	9	4	5	0	0.0	0	0	0	0	0	0	0	0	0	0	0	0	0	0	0	0	0	W	20-19		
01/08	Buccaneers	S	7	4	3	0	0.0	0	0	0	0	0	0	0	0	1	1	0	0	0	0	0	0	0	W	30-17		
<b>2022 TOTALS</b>		<b>17-17</b>	<b>122</b>	<b>69</b>	<b>53</b>	<b>0</b>	<b>0.0</b>	<b>3</b>	<b>5</b>	<b>1</b>	<b>2</b>	<b>22</b>	<b>12</b>	<b>0</b>	<b>7</b>	<b>1</b>	<b>1</b>	<b>0</b>	<b>0</b>	<b>1</b>	<b>1</b>	<b>0</b>	<b>0</b>	<b>0</b>	<b>7-10</b>			

+ - Overtime

## RICHE GRANT'S 2021 GXG REGULAR-SEASON STATISTICS (FALCONS)

		TACKLES							INTERCEPTIONS					FUMBLES			ST		MIS							
		T	S		ASK	YD	TF	YD	QB	N	YD	L	T	P	F	F	T	YD	T	F	F	S	A	W/L/T	SCORE	
DATE	OPPONENT	P/S	K	S	S	S	L	S	H	O	S	G	D	D	R	R	D	S	K	S	A	R	S	A		
09/12	Eagles	P	1	10	0	0.0	0	0	0	0	0	0	0	0	0	0	0	0	1	1	0	0	0	0	L	6-32
09/19	at Buccaneers	P	0	0	0	0.0	0	0	0	0	0	0	0	0	0	0	0	0	0	0	0	0	0	0	L	25-48
09/26	at Giants	P	0	0	0	0.0	0	0	0	0	0	0	0	0	0	0	0	0	0	0	0	0	0	0	W	17-14
10/03	Football Team	P	0	0	0	0.0	0	0	0	0	0	0	0	0	0	0	0	0	0	0	0	0	0	0	L	30-34
10/10	Jets	P	3	2	1	0.0	0	0	0	0	0	0	0	1	0	0	0	0	0	0	0	0	0	0	W	27-20
10/24	at Dolphins	P	5	4	1	0.0	0	0	0	0	0	0	0	0	0	0	0	0	1	0	1	0	0	0	W	30-28
10/31	Panthers	P	1	1	0	0.0	0	0	0	0	0	0	0	0	0	0	0	0	0	0	0	0	0	0	L	13-19
11/07	at Saints	P	0	0	0	0.0	0	0	0	0	0	0	0	0	0	0	0	0	2	2	0	0	0	0	W	27-25
11/14	at Cowboys	P	3	3	0	0.0	0	0	0	0	0	0	0	0	1	0	0	0	0	0	0	0	0	0	L	3-43
11/18	Patriots	P	3	2	1	0.0	0	0	0	0	0	0	0	0	0	0	0	0	0	0	0	0	0	0	L	0-25
11/28	at Jaguars	P	3	3	0	0.0	0	2	1	0	0	0	0	0	0	0	0	0	1	1	0	0	0	0	W	21-14
12/05	Buccaneers	P	3	2	1	0.0	0	0	0	0	0	0	0	0	0	0	0	0	0	0	0	0	0	0	L	17-30
12/12	at Panthers		ON INACTIVE LIST																				W	29-21		
12/19	at 49ers	P	1	1	0	0.0	0	0	0	0	0	0	0	0	0	0	0	2	1	1	0	0	0	0	L	13-31
12/26	Lions	P	6	4	2	0.0	0	0	0	0	0	0	0	1	0	0	0	0	0	0	0	0	0	0	W	20-16
01/02	at Bills	P	0	0	0	0.0	0	0	0	0	0	0	0	0	0	0	0	0	0	0	0	0	0	0	L	15-29
01/09	Saints	P	0	0	0	0.0	0	0	0	0	0	0	0	0	0	0	0	0	0	0	0	0	0	0	L	20-30
2021 TOTALS		16-0	29	26	3	0.0	0	2	1	0	0	0	0	2	1	0	0	2	6	5	1	0	1	0	0	7-10



# JAKEEM GRANT SR.

ACTIVE / WIDE RECEIVER

# 84



**Height:** 5-7

**DOB:** 10/30/1992 (age-31)

**Experience:** 6 Yrs

**With Falcons:** 1 Yr

**Weight:** 171 lbs

**School:** Texas Tech

**Acquired:** FA-'24

**Hometown:** Dallas, Texas

## CAREER

- » Has appeared in 81 games (8 starts), tallying 100 receptions for 1,140 yards and 7 receiving touchdowns over six seasons (2016-2021) with the Miami Dolphins and Chicago Bears.
- » Also spent time with the Cleveland Browns from 2022-2024.
- » In 2021, he played in four games for the Miami Dolphins where he recorded two passes.
- » He also played eleven games in 2021 for the Chicago Bears, where he hauled in nine receptions for 139 yards and two touchdowns.
- » Appeared in 14 games (four starts) with the Miami Dolphins in 2021. He tallied 36 receptions for a career-high 373 yards and one touchdown.
- » In 2019, he played in 10 games (two starts) where he recorded 19 catches for 164 yards.
- » In 2018, he appeared in 10 games (two starts) where he caught 21 passes for 268 yards and two touchdowns.
- » In 2017, he played in 16 games and tallied 13 receptions for 203 yards and two touchdowns.
- » As a rookie in 2016, he appeared in 16 games.

- » Played five seasons (2011-2015) at Texas Texas University in Lubbock, Tex.
- » Recorded 232 receptions for 2,912 yards and 21 receiving touchdowns in 45 games.
- » As a senior, appeared in 12 games and tallied 80 receptions for 1,143 yards and seven touchdowns.
- » In 2014, played in 12 games (11 starts) where he caught 62 passes for 783 yards and six touchdowns. He was honorable mention All-Big 12 and on the Biletnikoff Award Watch List.
- » As a junior, he appeared in 12 games (eight starts) with 59 receptions for 707 yards and three touchdowns.
- » In 2012, he was 1st team All-Big 12 Freshman Team. He played in 13 games (three starts) and caught 31 passes for 279 yards and three touchdowns.
- » Redshirted his freshman season in 2011.

## PERSONAL

- » Born in Mesquite, Texas.
- » Attended Mesquite Horn High School in Mesquite, Texas.
- » Earned all-state honors in football and track and field.
- » Son of Keith Grant and Sylvia Whittaker.
- » Majored in exercise and sport sciences.

## COLLEGE

## TRANSACTIONS

Originally selected by the Miami Dolphins in the sixth round (186th overall) of the 2016 NFL Draft.

Re-signed by the Miami Dolphins on August 21, 2019.

Traded to the Chicago Bears on October 5, 2021.

Signed by the Cleveland Browns on March 17, 2022.

Signed by the Atlanta Falcons on August 11, 2024.

## REGULAR SEASON COMPARISON: RECEIVING - BALTIMORE RAVENS

DATE	OPP	W/L	GP/GS	REC	YDS.	AVG.	TD	LG	TGTS	YAC
12/4/16	MIA @ BLT	L	P	0	0	0	0	0	0	0
10/26/17	MIA @ BLT	L	P	0	0	0	0	0	2	0
9/8/19	MIA vs. BLT	L	P	1	-3	-3.0	0	-3	4	0
11/21/21	CHI vs. BLT	L	P	1	6	6.0	0	6	1	1
<b>TOTALS</b>		<b>0/4</b>	<b>4/0</b>	<b>2</b>	<b>3</b>	<b>1.5</b>	<b>0</b>	<b>6</b>	<b>7</b>	<b>1</b>



## JAKEEM GRANT SR.'S NFL REGULAR SEASON RUSHING/RECEIVING STATISTICS

		RECEIVING							RUSHING				
DATE	TEAM	GP	GS	NO.	YDS.	AVG.	LG	TD	NO.	YDS.	AVG.	LG	TD
2023	Browns	0	0	0	0	0.0	0	0	0	0	0.0	0	0
2022	Browns	0	0	0	0	0.0	0	0	0	0	0.0	0	0
2021	Bears	11	2	9	139	15.4	46t	2	5	33	6.6	13	0
Went from Miami to Chicago.													
2021	Dolphins	4	0	2	-7	-3.5	-7	0	0	0	0.0	0	0
2021	<b>TOTAL</b>	<b>15</b>	<b>2</b>	<b>11</b>	<b>132</b>	<b>12.0</b>	<b>46t</b>	<b>2</b>	<b>5</b>	<b>33</b>	<b>6.6</b>	<b>13</b>	<b>0</b>
2020	Dolphins	14	4	36	373	10.4	30	1	3	20	6.7	29	0
2019	Dolphins	10	2	19	164	8.6	18	0	4	5	1.3	7t	1
2018	Dolphins	10	2	21	268	12.8	52t	2	1	5	5.0	5	0
2017	Dolphins	16	0	13	203	15.6	65t	2	3	12	4.0	7	0
2016	Dolphins	16	0	0	0	0.0	0	0	1	1	1.0	1	0
<b>NFL TOTALS</b>		<b>81</b>	<b>10</b>	<b>100</b>	<b>1,140</b>	<b>11.4</b>	<b>65T</b>	<b>7</b>	<b>17</b>	<b>76</b>	<b>4.5</b>	<b>29</b>	<b>1</b>

## JAKEEM GRANT SR.'S NFL POSTSEASON RUSHING/RECEIVING STATISTICS

		RECEIVING							RUSHING				
DATE	TEAM	GP	GS	NO.	YDS.	AVG.	LG	TD	NO.	YDS.	AVG.	LG	TD
2023	Browns	0	0	0	0	0.0	0	0	0	0	0.0	0	0
2016	Dolphins	1	0	0	0	0.0	0	0	0	0	0.0	0	0
<b>NFL TOTALS</b>		<b>1</b>	<b>0</b>	<b>0</b>	<b>0</b>	<b>0.0</b>	<b>0</b>	<b>0</b>	<b>0</b>	<b>0</b>	<b>0.0</b>	<b>0</b>	<b>0</b>

## JAKEEM GRANT SR.'S NFL REGULAR SEASON RETURN STATISTICS

		KICKOFF RETURNS						PUNT RETURNS					
DATE	TEAM	RET.	YDS.	AVG.	LG	TD	NO.	FC	YDS.	AVG.	LG	TD	
2023	Browns	0	0	0.0	0	0	0	0	0	0.0	0	0	
2022	Browns	0	0	0.0	0	0	0	0	0	0.0	0	0	
2021	Bears	21	493	23.5	34	0	18	2	250	13.9	97t	1	
Went from Miami to Chicago.													
2021	Dolphins	2	46	23.0	31	0	8	0	59	7.4	18	0	
2021	<b>TOTAL</b>	<b>23</b>	<b>539</b>	<b>23.4</b>	<b>34</b>	<b>0</b>	<b>26</b>	<b>2</b>	<b>309</b>	<b>11.9</b>	<b>97t</b>	<b>1</b>	
2020	Dolphins	6	129	21.5	45	0	29	8	330	11.4	88t	1	
2019	Dolphins	23	578	25.1	101t	1	5	0	6	1.2	5	0	
2018	Dolphins	18	535	29.7	102t	1	14	6	228	16.3	71t	1	
2017	Dolphins	21	479	22.8	31	0	25	11	190	7.6	27	0	
2016	Dolphins	19	439	23.1	45	0	20	3	165	8.3	74t	1	
<b>NFL TOTALS</b>		<b>110</b>	<b>2,699</b>	<b>24.5</b>	<b>102T</b>	<b>2</b>	<b>119</b>	<b>30</b>	<b>1,228</b>	<b>10.3</b>	<b>97T</b>	<b>4</b>	

## JAKEEM GRANT SR.'S NFL POSTSEASON RETURN STATISTICS

		KICKOFF RETURNS						PUNT RETURNS					
DATE	TEAM	RET.	YDS.	AVG.	LG	TD	NO.	FC	YDS.	AVG.	LG	TD	
2023	Browns	0	0	0.0	0	0	0	0	0	0.0	0	0	
2016	Dolphins	1	18	18.0	18	0	0	0	0	0.0	0	0	
<b>NFL TOTALS</b>		<b>1</b>	<b>18</b>	<b>18.0</b>	<b>18</b>	<b>0</b>	<b>0</b>	<b>0</b>	<b>0</b>	<b>0.0</b>	<b>0</b>	<b>0</b>	

**JAKEEM GRANT SR.'S SINGLE-GAME HIGHS: RUSHING/RECEIVING**

<b>Rush Attempts</b>	2 vs. Minnesota Vikings, Dec 20, 2021 1 at Green Bay Packers, Dec 12, 2021 1 at Detroit Lions, Nov 25, 2021 ...13 more at 1.	<b>Kickoff Return TDs</b>	1 vs. Buffalo Bills, Nov 17, 2019 1 vs. Tennessee Titans, Sep 09, 2018
<b>Rushing Yards</b>	29 at Jacksonville Jaguars, Sep 24, 2020 17 vs. Minnesota Vikings, Dec 20, 2021 11 vs. Baltimore Ravens, Nov 21, 2021	<b>Fair Catches</b>	2 vs. Los Angeles Rams, Nov 01, 2020 2 vs. New York Jets, Nov 04, 2018 ...3 more at 2.
<b>Longest Runs</b>	29 at Jacksonville Jaguars, Sep 24, 2020 13 vs. Minnesota Vikings, Dec 20, 2021 11 vs. Baltimore Ravens, Nov 21, 2021	<b>Punt Return Yards</b>	131 at Green Bay Packers, Dec 12, 2021 88 vs. Los Angeles Rams, Nov 01, 2020 85 at Cincinnati Bengals, Oct 07, 2018
<b>Rushing TDs</b>	1 vs. Buffalo Bills, Nov 17, 2019	<b>Longest Punt Return</b>	97t at Green Bay Packers, Dec 12, 2021 88t vs. Los Angeles Rams, Nov 01, 2020 74t vs. Tennessee Titans, Oct 09, 2016
<b>Receptions</b>	5 vs. Arizona Cardinals, Dec 05, 2021 5 at Las Vegas Raiders, Dec 26, 2020 ...1 more at 5.	<b>Punt Returns</b>	6 vs. New York Jets, Oct 18, 2020 4 at Detroit Lions, Nov 25, 2021 4 vs. Cincinnati Bengals, Dec 06, 2020 ...1 more at 4.
<b>Receiving Yards</b>	107 at Kansas City Chiefs, Dec 24, 2017 70 vs. Oakland Raiders, Sep 23, 2018 62 vs. Arizona Cardinals, Dec 05, 2021	<b>Punt Return TDs</b>	1 at Green Bay Packers, Dec 12, 2021 1 vs. Los Angeles Rams, Nov 01, 2020 ...2 more at 1.
<b>Receiving Average</b>	26.8 at Kansas City Chiefs, Dec 24, 2017 12.4 vs. Arizona Cardinals, Dec 05, 2021 12.0 vs. New York Jets, Oct 18, 2020 ...1 more at 12.0.	<b>Punt Return Average</b>	43.7 at Green Bay Packers, Dec 12, 2021 28.3 at Cincinnati Bengals, Oct 07, 2018 19.0 vs. Los Angeles Chargers, Nov 15, 2020
<b>Longest Receptions</b>	65t at Kansas City Chiefs, Dec 24, 2017 52t vs. Oakland Raiders, Sep 23, 2018 46t at Green Bay Packers, Dec 12, 2021	<b>Kickoff Return Average</b>	39.6 vs. Buffalo Bills, Nov 17, 2019 29.7 at Cincinnati Bengals, Oct 07, 2018 27.7 vs. Green Bay Packers, Oct 17, 2021
<b>Receiving TDs</b>	2 vs. Oakland Raiders, Sep 23, 2018 1 at Green Bay Packers, Dec 12, 2021 1 vs. Arizona Cardinals, Dec 05, 2021 ...3 more at 1.	<b>Special Teams Tackles</b>	1 vs. Baltimore Ravens, Sep 08, 2019 1 at Kansas City Chiefs, Dec 24, 2017 ...1 more at 1.
<b>All-Purpose Yards</b>	237 vs. Buffalo Bills, Nov 17, 2019 182 at Green Bay Packers, Dec 12, 2021 175 vs. Oakland Raiders, Sep 23, 2018	<b>Most TDs</b>	2 at Green Bay Packers, Dec 12, 2021 2 vs. Buffalo Bills, Nov 17, 2019 ...1 more at 2.
<b>Kickoff Returns</b>	6 at Pittsburgh Steelers, Nov 08, 2021 6 vs. San Francisco 49ers, Oct 31, 2021 5 vs. Buffalo Bills, Nov 17, 2019 ...1 more at 5.	<b>Miscellaneous Tackles</b>	1 vs. Arizona Cardinals, Dec 05, 2021 1 vs. Kansas City Chiefs, Dec 13, 2020 ...5 more at 1.
<b>Kickoff Return Yards</b>	198 vs. Buffalo Bills, Nov 17, 2019 156 vs. San Francisco 49ers, Oct 31, 2021 135 at Pittsburgh Steelers, Nov 08, 2021	<b>Scrimmage Yards</b>	110 at Kansas City Chiefs, Dec 24, 2017 70 vs. Oakland Raiders, Sep 23, 2018 62 vs. Arizona Cardinals, Dec 05, 2021
<b>Longest Kickoff Return</b>	102t vs. Tennessee Titans, Sep 09, 2018 101t vs. Buffalo Bills, Nov 17, 2019 49 vs. Buffalo Bills, Nov 17, 2019		

**JAKEEM GRANT SR.'S SINGLE-GAME HIGHS - POSTSEASON: RUSHING/RECEIVING**

<b>All-Purpose Yards</b>	18 at Pittsburgh Steelers, Jan 08, 2017	<b>Kickoff Return Yards</b>	18 at Pittsburgh Steelers, Jan 08, 2017
<b>Kickoff Returns</b>	1 at Pittsburgh Steelers, Jan 08, 2017	<b>Longest Kickoff Return</b>	18 at Pittsburgh Steelers, Jan 08, 2017

**JAKEEM GRANT SR.'S 100-YARD RECEIVING GAMES (1): REGULAR SEASON**

DATE	TEAM	NO.	YDS.	AVG.	LG	TD
12/24/17	at Chiefs	4	107	26.8	65t	1

### JAKEEM GRANT SR.'S 2023 GXG REGULAR-SEASON STATISTICS (BROWNS)

DATE	OPPONENT	P/S	RECEIVING					RUSHING					W/L	SCORE
			NO.	YDS.	AVG.	LG	TD	NO.	YDS.	AVG.	LG	TD		
09/18	at Steelers												L	22-26
09/24	Titans												W	27-3
10/01	Ravens												L	3-28
10/15	49ers												W	19-17
10/22	at Colts												W	39-38
10/29	at Seahawks												L	20-24
11/05	Cardinals												W	27-0
11/12	at Ravens												W	33-31
11/19	Steelers												W	13-10
11/26	at Broncos												L	12-29
12/03	at Rams												L	19-36
12/10	Jaguars												W	31-27
12/17	Bears												W	20-17
12/24	at Texans												W	36-22
12/28	Jets												W	37-20
01/07	at Bengals												L	14-31
<b>2023 TOTALS</b>		<b>0-0</b>	<b>0</b>	<b>0</b>	<b>0.0</b>	<b>0</b>	<b>0</b>	<b>0</b>	<b>0</b>	<b>0.0</b>	<b>0</b>	<b>0</b>	<b>10-6</b>	

### JAKEEM GRANT SR.'S 2022 GXG REGULAR-SEASON STATISTICS (BROWNS)

DATE	OPPONENT	P/S	RECEIVING					RUSHING					W/L	SCORE
			NO.	YDS.	AVG.	LG	TD	NO.	YDS.	AVG.	LG	TD		
09/11	at Panthers												W	26-24
09/18	Jets												L	30-31
09/22	Steelers												W	29-17
10/02	at Falcons												L	20-23
10/09	Chargers												L	28-30
10/16	Patriots												L	15-38
10/23	at Ravens												L	20-23
10/31	Bengals												W	32-13
11/13	at Dolphins												L	17-39
11/20	at Bills												L	23-31
11/27	Buccaneers												W	23-17+
12/04	at Texans												W	27-14
12/11	at Bengals												L	10-23
12/17	Ravens												W	13-3
12/24	Saints												L	10-17
01/01	at Commanders												W	24-10
01/08	at Steelers												L	14-28
<b>2022 TOTALS</b>		<b>0-0</b>	<b>0</b>	<b>0</b>	<b>0.0</b>	<b>0</b>	<b>0</b>	<b>0</b>	<b>0</b>	<b>0.0</b>	<b>0</b>	<b>0</b>	<b>7-10</b>	

+ - Overtime

### JAKEEM GRANT SR.'S 2021 GXG REGULAR-SEASON STATISTICS (DOLPHINS/BEARS)

DATE	OPPONENT	P/S	RECEIVING					RUSHING					W/L	SCORE
			NO.	YDS.	AVG.	LG	TD	NO.	YDS.	AVG.	LG	TD		
09/12	at Patriots	P	0	0	0.0	0	0	0	0	0.0	0	0	W	17-16
09/19	Bills	P	1	0	0.0	0	0	0	0	0.0	0	0	L	0-35
09/26	at Raiders	P	0	0	0.0	0	0	0	0	0.0	0	0	L	28-31+
10/03	Colts	P	1	-7	-7.0	-7	0	0	0	0.0	0	0	L	17-27
Went from Dolphins to Bears.														
10/10	at Raiders	P	0	0	0.0	0	0	0	0	0.0	0	0	W	20-9
10/17	Packers	P	0	0	0.0	0	0	0	0	0.0	0	0	L	14-24
10/24	at Buccaneers	P	0	0	0.0	0	0	0	0	0.0	0	0	L	3-38
10/31	49ers	P	0	0	0.0	0	0	0	0	0.0	0	0	L	22-33
11/08	at Steelers	P	0	0	0.0	0	0	0	0	0.0	0	0	L	27-29
11/21	Ravens	P	1	6	6.0	6	0	1	11	11.0	11	0	L	13-16
11/25	at Lions	S	2	25	12.5	13	0	1	0	0.0	0	0	W	16-14
12/05	Cardinals	P	5	62	12.4	34	1	0	0	0.0	0	0	L	22-33
12/12	at Packers	P	1	46	46.0	46t	1	1	5	5.0	5	0	L	30-45
12/20	Vikings	S	0	0	0.0	0	0	2	17	8.5	13	0	L	9-17
12/26	at Seahawks												W	25-24
01/02	Giants	P	0	0	0.0	0	0	0	0	0.0	0	0	W	29-3
01/09	at Vikings												L	17-31
<b>2021 TOTALS</b>			<b>15-2</b>	<b>11</b>	<b>132</b>	<b>12.0</b>	<b>46T</b>	<b>2</b>	<b>5</b>	<b>33</b>	<b>6.6</b>	<b>13</b>	<b>0</b>	<b>5-12</b>

+- Overtime

### JAKEEM GRANT SR.'S 2023 GXG POSTSEASON STATISTICS (BROWNS)

DATE	OPPONENT	P/S	RECEIVING					RUSHING					W/L	SCORE
			NO.	YDS.	AVG.	LG	TD	NO.	YDS.	AVG.	LG	TD		
01/13	at Texans												L	14-45
<b>2023 TOTALS</b>			<b>0-0</b>	<b>0</b>	<b>0</b>	<b>0.0</b>	<b>0</b>	<b>0</b>	<b>0</b>	<b>0</b>	<b>0.0</b>	<b>0</b>	<b>0</b>	<b>0-1</b>



# JOVAUGHN GWYN

ACTIVE / OFFENSIVE LINEMAN

# 56



**Height:** 6-2

**DOB:** 3/18/1999 (age-25)

**Experience:** 2 Yrs

**With Falcons:** 1 Yr

**Weight:** 297 lbs

**School:** South Carolina

**Acquired:** D7b '23

**Hometown:** Charlotte, N.C.

## CAREER

- » Appeared in one game with the Falcons in 2023.

## COLLEGE

- » Gwyn played in 49 games (47 starts), over five years at South Carolina in Columbia, S.C.
- » Gwyn started 13 games for the Gamecocks in 2022 (11 at guard and one at center).
- » Named a team captain for the second-consecutive season and earned the 2022 Outstanding Student-Athlete Award, Most Outstanding Senior Award and Strength & Conditioning Award.
- » In 2021, he started all 13 games as a redshirt senior and consistently graded out as the Gamecocks' top offensive lineman.
- » As a redshirt junior in 2020, he started all 10 games at right guard and helped running back Kevin Harris become the first Gamecock to rush for 1,000 yards in a season since 2013.
- » In 2019, he played in all 12 games (11 starts) as a

## TRANSACTIONS

- » Selected by the Atlanta Falcons in the seventh round (225th overall) of the 2023 NFL Draft.

redshirt sophomore making his first career start at right guard in Week 2 vs. Charleston Southern and held that role for the remainder of the season.

- » Redshirted his freshman season after making an appearance in one game.

## PERSONAL

- » Attended Harding University High School in Charlotte, N.C.
- » Anchored an offensive line that led the Rams to a 14-1 record, the 4A state title and a No. 4 ranking overall in the Tar Heel state.
- » Named first-team all-state by the Associated Press and named to the NC Preps All-Class and 4A All-State teams.
- » Earned first-team All-USA North Carolina football team accolades as selected by USA TODAY.
- » Named to the PrepStar All-Atlantic Region team.
- » Graduated in May of 2022 with a degree in information science.

## JOVAUGHN GWYN'S NFL REGULAR SEASON STATISTICS

DATE	TEAM	GP	GS
2023	Falcons	1	0
NFL TOTALS		1	0

## JOVAUGHN GWYN'S 2023 GXG REGULAR-SEASON STATISTICS (FALCONS)

DATE	OPPONENT	P/S		W/L	SCORE
09/10	Panthers		ON INACTIVE LIST	W	24-10
09/17	Packers		ON INACTIVE LIST	W	25-24
09/24	at Lions		ON INACTIVE LIST	L	6-20
10/01	at Jaguars		ON INACTIVE LIST	L	7-23
10/08	Texans		ON INACTIVE LIST	W	21-19
10/15	Commanders		DID NOT PLAY (NON-INJURY)	L	16-24
10/22	at Buccaneers		ON INACTIVE LIST	W	16-13
10/29	at Titans		ON INACTIVE LIST	L	23-28
11/05	Vikings		ON INACTIVE LIST	L	28-31
11/12	at Cardinals		ON INACTIVE LIST	L	23-25
11/26	Saints		ON INACTIVE LIST	W	24-15
12/03	at Jets		ON INACTIVE LIST	W	13-8
12/10	Buccaneers	P		L	25-29
12/17	at Panthers		DID NOT PLAY (NON-INJURY)	L	7-9
12/24	Colts		ON INACTIVE LIST	W	29-10
12/31	at Bears		ON INACTIVE LIST	L	17-37
01/07	at Saints		DID NOT PLAY (NON-INJURY)	L	17-48
<b>2023 TOTALS</b>		<b>1-0</b>		<b>7-10</b>	



# ANTONIO HAMILTON SR.

ACTIVE / CORNERBACK

# 33



**Height:** 6-0

**DOB:** 1/24/1993 (age-31)

**Experience:** 9 Yrs

**With Falcons:** 1 Yr

**Weight:** 195 lbs

**School:** South Carolina State

**Acquired:** FA-'24

**Hometown:** Johnston, S.C.

## CAREER

- » Has played in 98 games (18 starts) and has totaled 136 tackles (113 solo), 25 passes defended, two interceptions, one tackle for loss and one quarterback hit for the Raiders, Giants, Chiefs and Cardinals.

### Arizona Cardinals

- » In 2023, appeared in 14 games (nine starts) and registered 36 tackles (26 solo), a career-best 11 passes defended and one interception.
- » Appeared in 10 games (five starts), totaling a career-high 40 tackles (36 solo), five passes defended and one interception in 2022.
- » Played in 17 games (two starts) in 2021 and recorded 29 tackles (25 solo), four passes defended and one tackle for loss. Saw action in one postseason game on special teams.

### Kansas City Chiefs

- » Appeared in 16 games and recorded seven tackles (six solo), one pass defense and one quarterback hit in 2020. Also played in three postseason games, appearing on special teams.

### New York Giants

- » In 2019, he appeared in 16 games (two starts), tallying

12 tackles (eight solo) and four passes defended.

- » Saw action in 13 games in 2018 on special teams.

### Oakland Raiders

- » In two seasons (2016-17), he appeared in 12 games and recorded 12 solo tackles on defense. Also played on special teams.

## COLLEGE

- » Played three seasons at South Carolina State in Orangeburg, S.C.
- » Appeared in 33 games and totaled 73 tackles (66 solo), nine tackles for loss, nine passes defended, four interceptions and one sack. Also returned 33 kicks for 818 yards (24.8 avg.) and two touchdowns in addition to 23 punts for 498 yards (21.6 avg.) and two touchdowns.
- » Earned All-MEAC honors as a return specialist.

## PERSONAL

- » Attended Strom Thurmond High School in Johnston, S.C.
- » Lettered in both football and basketball.

## IN THE COMMUNITY

- » Hosts the Camp Hamilton Youth Football Camp for youth football athletes as well as cheerleaders and dancers in Johnston, S.C.
- » Founded the non-profit organization A.L.I.T.E. Foundation, LLC (At Least I Try Everyday) in 2016 focusing on serving the youth in small, underprivileged communities. The foundation awards an annual \$2,000 scholarship to a select Strom Thurmond High School senior.

## TRANSACTIONS

- » Originally signed by the Oakland Raiders following the 2016 NFL Draft.
- » Waived by the Oakland Raiders on Sept. 1, 2018.
- » Claimed by the New York Giants via waivers on Sept. 2, 2018.
- » Re-signed by the New York Giants on March 15, 2019.
- » Signed by the Kansas City Chiefs on March 21, 2020.
- » Signed by the Tampa Bay Buccaneers on May 17, 2021.



- » Released by the Tampa Bay Buccaneers on Aug. 30, 2021.
- » Signed to the Arizona Cardinals practice squad on Sept. 3, 2021.
- » Signed to the Arizona Cardinals active roster on Sept. 29, 2021.
- » Signed a one-year contract with the Arizona Cardinals on April 26, 2022.
- » Signed a one-year contract with the Arizona Cardinals on March 21, 2023.

Signed by the Atlanta Falcons on April 4, 2024.

### REGULAR SEASON COMPARISON: DEFENSIVE - BALTIMORE RAVENS

DATE	OPP	W/L	GP/GS	TACKLES										MISC				
				TOT	SOLO	ASST	SACK	YDS.	INT	TFL	PD	QBH	TD	FF	FR			
10/8/17	OAK vs. BLT	L	P	0	0	0	0.0	0.0	0	0	0	0	0	0	0	0	0	0
9/28/20	KC @ BLT	W	P	0	0	0	0.0	0.0	0	0	0	0	0	0	0	0	0	0
10/29/23	ARZ vs. BLT	L	S	5	5	0	0.0	0.0	0	0	2	0	0	0	0	0	0	0
<b>TOTALS</b>		1/2	3/1	5	5	0	0.0	0.0	0	0	2	0	0	0	0	0	0	0

### ANTONIO HAMILTON SR.'S NFL REGULAR SEASON DEFENSIVE STATISTICS

DATE	TEAM	GP	GS	TK	TACKLES										INTERCEPTIONS					FUMBLES			ST		MISC					
					S	A	TFL	YDS	SK	YDS	QBH	NO	YDS	LG	TD	PD	FF	FR	TD	YDS	TK	S	A	FF	FR	S	A			
2023	Cardinals	14	9	36	26	10	0	0	0.0	0.0	0	1	0	0	0	11	0	0	0	0	0	0	0	4	3	1	0	0	0	0
2022	Cardinals	10	5	40	36	4	0	0	0.0	0.0	0	1	0	0	0	5	0	0	0	0	0	0	0	4	4	0	0	0	0	0
2021	Cardinals	17	2	29	25	4	1	4	0.0	0.0	0	0	0	0	0	4	0	0	0	0	0	0	0	9	6	3	0	1	0	0
2020	Chiefs	16	0	7	6	1	0	0	0.0	0.0	1	0	0	0	1	0	0	0	0	0	0	0	0	5	3	2	0	0	0	0
2019	Giants	16	2	12	8	4	0	0	0.0	0.0	0	0	0	0	0	4	0	0	0	0	0	0	0	5	4	1	0	0	0	0
2018	Giants	13	0	0	0	0	0	0	0.0	0.0	0	0	0	0	0	0	0	0	0	0	0	0	0	6	5	1	0	0	0	0
2017	Raiders	8	0	9	9	0	0	0	0.0	0.0	0	0	0	0	0	0	0	0	0	0	0	0	0	2	2	0	0	0	0	0
2016	Raiders	4	0	3	3	0	0	0	0.0	0.0	0	0	0	0	0	0	0	0	0	0	0	0	0	1	0	1	0	0	0	0
<b>NFL TOTALS</b>		98	18	136	113	23	1	4	0.0	0.0	1	2	0	0	0	25	0	0	0	0	0	0	0	36	27	9	0	1	0	0

### ANTONIO HAMILTON SR.'S NFL POSTSEASON DEFENSIVE STATISTICS

DATE	TEAM	GP	GS	TK	TACKLES										INTERCEPTIONS					FUMBLES			ST		MISC					
					S	A	TFL	YDS	SK	YDS	QBH	NO	YDS	LG	TD	PD	FF	FR	TD	YDS	TK	S	A	FF	FR	S	A			
2021	Cardinals	1	0	0	0	0	0	0	0.0	0.0	0	0	0	0	0	0	0	0	0	0	0	0	0	1	1	0	0	0	0	0
2020	Chiefs	3	0	0	0	0	0	0	0.0	0.0	0	0	0	0	0	0	0	0	0	0	0	0	0	1	1	0	0	0	0	0
2016	Raiders	0	0	0	0	0	0	0	0.0	0.0	0	0	0	0	0	0	0	0	0	0	0	0	0	0	0	0	0	0	0	0
<b>NFL TOTALS</b>		4	0	0	0	0	0	0	0.0	0.0	0	0	0	0	0	0	0	0	0	0	0	0	0	2	2	0	0	0	0	0

### ANTONIO HAMILTON SR.'S SINGLE-GAME HIGHS: DEFENSIVE

- Total Tackles** 12 at Los Angeles Rams, Nov 13, 2022  
8 at Los Angeles Chargers, Dec 31, 2017  
7 at Philadelphia Eagles, Dec 31, 2023  
...1 more at 7.
- Solo Tackles** 10 at Los Angeles Rams, Nov 13, 2022  
8 at Los Angeles Chargers, Dec 31, 2017  
6 vs. Cincinnati Bengals, Oct 08, 2023  
...2 more at 6.
- Passes Defensed** 4 vs. Philadelphia Eagles, Dec 29, 2019  
3 vs. San Francisco 49ers, Dec 17, 2023  
3 at Houston Texans, Nov 19, 2023
- Tackles For Loss** 1 vs. Los Angeles Rams, Dec 13, 2021
- Interceptions** 1 at Houston Texans, Nov 19, 2023  
1 vs. New Orleans Saints, Oct 20, 2022
- Special Teams Tackles** 2 vs. Seattle Seahawks, Nov 06, 2022  
2 vs. Houston Texans, Oct 24, 2021
- Special Teams Fumble Recoveries** 1 at Washington Commanders, Sep 10, 2023  
...28 more at 1.
- 1 at Jacksonville Jaguars, Sep 26, 2021

### ANTONIO HAMILTON SR.'S SINGLE-GAME HIGHS - POSTSEASON: DEFENSIVE

- Special Teams Tackles** 1 at Los Angeles Rams, Jan 17, 2022  
1 vs. Cleveland Browns, Jan 17, 2021

**ANTONIO HAMILTON SR.'S 2023 GXG REGULAR-SEASON STATISTICS (CARDINALS)**

DATE	OPPONENT	P/S	TACKLES							INTERCEPTIONS				FUMBLES			ST		MISC		W/L	SCORE							
			TK	S	A	SK	YDS	TFL	YDS	QBH	NO	YDS	LG	TD	PD	FF	FR	TD	YDS	TK			S	A	FF	FR	S	A	
09/10	at Commanders	P	0	0	0	0	0.0	0.0	0	0	0	0	0	0	0	0	0	0	0	1	0	1	0	0	0	0	L	16-20	
09/17	Giants	P	0	0	0	0	0.0	0.0	0	0	0	0	0	0	0	0	0	0	0	0	0	0	0	0	0	L	28-31		
09/24	Cowboys	P	0	0	0	0	0.0	0.0	0	0	0	0	0	0	0	0	0	0	0	0	0	0	0	0	0	W	28-16		
10/01	at 49ers	P	0	0	0	0	0.0	0.0	0	0	0	0	0	0	0	0	0	0	0	0	0	0	0	0	0	L	16-35		
10/08	Bengals	S	7	6	1	0	10.0	0.0	0	0	0	0	0	0	0	0	0	0	0	1	1	0	0	0	0	L	20-34		
10/15	at Rams	S	5	3	2	0	2.0	0.0	0	0	0	0	0	0	0	0	0	0	0	0	0	0	0	0	0	L	9-26		
10/22	at Seahawks		[LEGACY] INJURED/DID NOT PLAY																				L	10-20					
10/29	Ravens	S	5	5	0	0	0.0	0.0	0	0	0	0	0	0	0	0	0	0	0	0	0	0	0	0	0	L	24-31		
11/05	at Browns	S	2	1	1	0	1.0	0.0	0	0	0	0	0	0	0	0	0	0	0	0	0	0	0	0	0	L	0-27		
11/12	Falcons	P	0	0	0	0	0.0	0.0	0	0	0	0	0	0	0	0	0	0	0	1	1	0	0	0	0	W	25-23		
11/19	at Texans	S	4	3	1	0	1.0	0.0	0	0	0	1	0	0	0	0	3	0	0	0	0	0	0	0	0	L	16-21		
11/26	Rams		[LEGACY] INJURED/DID NOT PLAY																				L	14-37					
12/03	at Steelers		[LEGACY] INJURED/DID NOT PLAY																				W	24-10					
12/17	49ers	S	2	1	1	0	1.0	0.0	0	0	0	0	0	0	0	0	3	0	0	0	0	0	0	0	0	L	29-45		
12/24	at Bears	S	3	1	2	0	2.0	0.0	0	0	0	0	0	0	0	2	0	0	0	0	0	0	0	0	0	L	16-27		
12/31	at Eagles	S	7	5	2	0	2.0	0.0	0	0	0	0	0	0	0	0	0	0	0	0	0	0	0	0	0	W	35-31		
01/07	Seahawks	S	1	1	0	0	0.0	0.0	0	0	0	0	0	0	1	0	0	0	0	0	0	0	0	0	0	L	20-21		
2023 TOTALS		14-9	36	26	10	0	0.0	0.0	0	0	0	0	1	0	0	0	11	0	0	0	0	0	4	3	1	0	0	0	4-13

**ANTONIO HAMILTON SR.'S 2022 GXG REGULAR-SEASON STATISTICS (CARDINALS)**

DATE	OPPONENT	P/S	TACKLES							INTERCEPTIONS				FUMBLES			ST		MISC		W/L	SCORE						
			T	K	S	ASK	YD	TF	YD	QB	N	YD	L	T	P	F	F	YD	T	K			S	A	FF	FR	S	A
09/11	Chiefs		NON-FOOTBALL INJURY (NF)																				L	21-44				
09/18	at Raiders		NON-FOOTBALL INJURY (NF)																				W	29-23+				
09/25	Rams		NON-FOOTBALL INJURY (NF)																				L	12-20				
10/02	at Panthers		NON-FOOTBALL INJURY (NF)																				W	26-16				
10/09	Eagles	P	0	0	0	0.0	0.0	0	0	0	0	0	0	0	0	0	0	0	1	1	0	0	0	0	0	L	17-20	
10/16	at Seahawks	P	0	0	0	0.0	0.0	0	0	0	0	0	0	0	0	0	0	0	1	1	0	0	0	0	0	L	9-19	
10/20	Saints	P	6	6	0	0.0	0.0	0	0	0	0	1	0	0	0	2	0	0	0	0	0	0	0	0	0	W	42-34	
10/30	at Vikings	P	3	3	0	0.0	0.0	0	0	0	0	0	0	0	0	0	0	0	0	0	0	0	0	0	0	L	26-34	
11/06	Seahawks	P	2	1	1	0.0	0.0	0	0	0	0	0	0	0	0	0	0	0	2	2	0	0	0	0	0	L	21-31	
11/13	at Rams	S	12	10	2	0.0	0.0	0	0	0	0	0	0	0	0	2	0	0	0	0	0	0	0	0	0	W	27-17	
11/21	49ers	S	3	3	0	0.0	0.0	0	0	0	0	0	0	0	0	0	0	0	0	0	0	0	0	0	0	L	10-38	
11/27	Chargers	S	5	5	0	0.0	0.0	0	0	0	0	0	0	0	0	1	0	0	0	0	0	0	0	0	0	L	24-25	
12/12	Patriots	S	5	4	1	0.0	0.0	0	0	0	0	0	0	0	0	0	0	0	0	0	0	0	0	0	0	L	13-27	
12/18	at Broncos		[LEGACY] INJURED/DID NOT PLAY																				L	15-24				
12/25	Buccaneers	S	4	4	0	0.0	0.0	0	0	0	0	0	0	0	0	0	0	0	0	0	0	0	0	0	0	L	16-19+	
01/01	at Falcons		[LEGACY] INJURED/DID NOT PLAY																				L	19-20				
01/08	at 49ers		[LEGACY] INJURED/DID NOT PLAY																				L	13-38				
2022 TOTALS		10-5	40	34	6	0.0	0.0	0	0	0	0	1	0	0	0	5	0	0	0	0	0	4	4	0	0	0	0	4-13

+ - Overtime

**ANTONIO HAMILTON SR.'S 2021 GXG REGULAR-SEASON STATISTICS (CARDINALS)**

		TACKLES								INTERCEPTIONS				FUMBLES				ST		MIS						
		T	S		YD	TF	YD	QB	N	YD	L	T	P	F	F	T	YD	T	F	F	S	A	W/L	SCORE		
DATE	OPPONENT	P/S	K	S	ASK	S	L	S	H	O	S	G	D	D	F	R	D	K	S	A	F	R	S	A		
09/12	at Titans	P	0	0	0	0.0	0	0	0	0	0	0	0	0	0	0	0	1	1	0	0	0	0	0	W	38-13
09/19	Vikings																								W	34-33
09/26	at Jaguars																								W	31-19
10/03	at Rams	P	1	1	0	0.0	0	0	0	0	0	0	0	1	0	0	0	0	0	0	0	0	0	0	W	37-20
10/10	49ers	S	6	4	2	0.0	0	0	0	0	0	0	0	0	0	0	0	0	0	0	0	0	0	0	W	17-10
10/17	at Browns	P	0	0	0	0.0	0	0	0	0	0	0	0	0	0	0	0	1	1	0	0	0	0	0	W	37-14
10/24	Texans	P	0	0	0	0.0	0	0	0	0	0	0	0	0	0	0	0	2	1	1	0	0	0	0	W	31-5
10/28	Packers	P	0	0	0	0.0	0	0	0	0	0	0	0	0	0	0	0	0	0	0	0	0	0	0	L	21-24
11/07	at 49ers	P	0	0	0	0.0	0	0	0	0	0	0	0	0	0	0	0	1	0	1	0	0	0	0	W	31-17
11/14	Panthers	P	0	0	0	0.0	0	0	0	0	0	0	0	0	0	0	0	1	1	0	0	0	0	0	L	10-34
11/21	at Seahawks	P	0	0	0	0.0	0	0	0	0	0	0	0	0	0	0	0	1	1	0	0	0	0	0	W	23-13
12/05	at Bears	P	1	1	0	0.0	0	0	0	0	0	0	0	0	0	0	0	1	1	0	0	0	0	0	W	33-22
12/13	Rams	P	1	1	0	0.0	1	4	0	0	0	0	0	0	0	0	0	0	0	0	0	0	0	0	L	23-30
12/19	at Lions	P	4	3	1	0.0	0	0	0	0	0	0	0	0	0	0	0	0	0	0	0	0	0	0	L	12-30
12/25	Colts	S	7	6	1	0.0	0	0	0	0	0	0	1	0	0	0	0	0	0	0	0	0	0	0	L	16-22
01/02	at Cowboys	P	0	0	0	0.0	0	0	0	0	0	0	0	0	0	0	0	0	0	0	0	0	0	0	W	25-22
01/09	Seahawks	P	5	5	0	0.0	0	0	0	0	0	0	1	0	0	0	0	0	0	0	0	0	0	0	L	30-38
2021 TOTALS	15-2		25	24	1	0.0	1	4	0	0	0	0	3	0	0	0	0	8	6	2	0	0	0	0	11-6	

**ANTONIO HAMILTON SR.'S 2021 GXG POSTSEASON STATISTICS (CARDINALS)**

		TACKLES								INTERCEPTIONS				FUMBLES				ST		MIS						
		T	S		YD	TF	YD	QB	N	YD	L	T	P	F	F	T	YD	T	F	F	S	A	W/L	SCORE		
DATE	OPPONENT	P/S	K	S	ASK	S	L	S	H	O	S	G	D	D	F	R	D	K	S	A	F	R	S	A		
01/17	at Rams	P	0	0	0	0.0	0	0	0	0	0	0	0	0	0	0	0	1	1	0	0	0	0	0	L	11-34
2021 TOTALS	1-0		0	0	0	0.0	0	0	0	0	0	0	0	0	0	0	0	1	1	0	0	0	0	0	0-1	



# HARRISON HAND

INJURED RESERVE | DEFENSIVE BACK

# 37



**Height:** 5-11

**DOB:** 11/12/1998 (age-25)

**Experience:** 4 Yrs

**With Falcons:** 1 Yr

**Weight:** 185 lbs

**School:** Temple

**Acquired:** FA-'24

**Hometown:** Cherry Hill, N.J.

## CAREER

- » Has appeared in 27 games (two starts) and has recorded 24 tackles (18 solo), four passes defended, one interception and one forced fumble over three seasons for the Vikings and Bears.
- » In 2022, he appeared in four games (one start) and totaled 12 tackles (nine solo), one pass defense and one forced fumble for the Bears.
- » Appeared in nine games in 2021 for the Vikings and recorded five special teams tackles.
- » Played in 14 games (one start) as a rookie in 2020, posting 12 tackles (nine solo), three passes defended and one interception.

Appeared in 10 games (four starts) at Baylor and recorded 13 tackles, three passes defended and one tackle for loss as a sophomore in 2018.

In 2017, played in all 12 games (nine starts) and posted 42 tackles, eight passes defended and one interception as a freshman. Ranked 10th in the Big 12 in passes defended.

## PERSONAL

- » Attended Cherry Hill West (N.J.) High School.

Helped CHWHS to 8-2 record and the second playoff appearance in school history.

Played both defensive back and running back.

Totaled 46 tackles, two interceptions (one returned for a touchdown), seven pass breakups, two fumble recoveries and two forced fumbles as senior. Also ran for 329 yards and three touchdowns on 28 carries and had 19 receptions for 293 yards and three scores.

Earned 2015 first-team WJFL All-Constitution Division honors as defensive back as junior.

Majored in kinesiology.

Son of Denise Hand.

## COLLEGE

- » Played three seasons (2017-19) at Baylor and Temple. Appeared in 34 games (25 starts) in collegiate campaign. Helped Temple to an 8-5 mark in 2019, but did not play in the Military Bowl with the team.

Joined the football program at Temple in 2019 as a transfer senior in the spring and notched 59 tackles, five passes defended, four tackles for loss and three interceptions.

## TRANSACTIONS

- » Originally selected in the fifth round (169th overall) by the Minnesota Vikings in the 2020 NFL Draft.
- » Waived by the Minnesota Vikings on Aug. 23, 2022.
- » Acquired by the New York Giants via waivers on Aug. 24, 2022.
- » Waived by the New York Giants on Aug. 30, 2022.
- » Signed to the New York Giants practice squad on Aug. 31, 2022.
- » Released from the New York Giants practice squad on Sept. 5, 2022.
- » Signed to the Chicago Bears practice squad on Sept. 13, 2022.
- » Waived by the Chicago Bears on April 24, 2023.
- » Signed by the Atlanta Falcons on June 11, 2024.

## REGULAR SEASON COMPARISON: DEFENSIVE - BALTIMORE RAVENS

DATE	OPP	TACKLES										MISC				
		W/L	GP/GS	TOT	SOLO	ASST	SACK	YDS.	INT	TFL	PD	QBH	TD	FF	FR	
11/7/21	MIN @ BLT	L	P	0	0	0	0.0	0.0	0	0	0	0	0	0	0	
<b>TOTALS</b>		0/1	1/0	0	0	0	0.0	0.0	0	0	0	0	0	0		

## HARRISON HAND'S NFL REGULAR SEASON DEFENSIVE STATISTICS

DATE	TEAM	GP	TACKLES							INTERCEPTIONS							FUMBLES					ST					MISC	
			GS	TK	S	A	TFL	YDS	SK	YDS	QBH	NO	YDS	LG	TD	PD	FF	FR	TD	YDS	TK	S	A	FF	FR	S	A	
2022	Bears	4	1	12	9	3	0	0	0.0	0.0	0	0	0	0	1	1	0	0	0	0	0	0	0	0	0	0	0	
2021	Vikings	9	0	0	0	0	0	0	0.0	0.0	0	0	0	0	0	0	0	0	0	0	5	5	0	0	0	0		
2020	Vikings	14	1	12	9	3	0	0	0.0	0.0	0	1	4	4	0	3	0	0	0	0	5	5	0	0	0	0		
<b>NFL TOTALS</b>		<b>27</b>	<b>2</b>	<b>24</b>	<b>18</b>	<b>6</b>	<b>0</b>	<b>0</b>	<b>0.0</b>	<b>0.0</b>	<b>0</b>	<b>1</b>	<b>4</b>	<b>4</b>	<b>0</b>	<b>4</b>	<b>1</b>	<b>0</b>	<b>0</b>	<b>0</b>	<b>10</b>	<b>10</b>	<b>0</b>	<b>0</b>	<b>0</b>	<b>0</b>		

### HARRISON HAND'S SINGLE-GAME HIGHS: DEFENSIVE

<p><b>Total Tackles</b> 9 vs. Minnesota Vikings, Jan 08, 2023 4 vs. Atlanta Falcons, Oct 18, 2020 3 at Detroit Lions, Jan 01, 2023 ...1 more at 3.</p> <p><b>Solo Tackles</b> 9 vs. Minnesota Vikings, Jan 08, 2023 4 vs. Atlanta Falcons, Oct 18, 2020 2 vs. Jacksonville Jaguars, Dec 06, 2020 ...1 more at 2.</p> <p><b>Passes Defensed</b> 2 at New Orleans Saints, Dec 25, 2020 1 at Detroit Lions, Jan 01, 2023 1 vs. Atlanta Falcons, Oct 18, 2020</p> <p><b>Forced Fumbles</b> 1 vs. Minnesota Vikings, Jan 08, 2023</p>	<p><b>Interceptions</b> 1 at New Orleans Saints, Dec 25, 2020</p> <p><b>Interception Return Yards</b> 4 at New Orleans Saints, Dec 25, 2020 2 at Cincinnati Bengals, Sep 12, 2021</p> <p><b>Special Teams Tackles</b> 2 at New Orleans Saints, Dec 25, 2020 1 at Green Bay Packers, Jan 02, 2022 ...5 more at 1.</p>
--	--


## HARRISON HAND'S 2022 GXG REGULAR-SEASON STATISTICS (BEARS)

DATE	OPPONENT	P/S	TACKLES							INTERCEPTIONS							FUMBLES					ST					MISC				
			T	K	S	SK	YD	TF	YD	QB	N	YD	L	T	P	F	F	YD	T	F	F	T	S	K	S	A	F	R	S	A	W/L
09/11	49ers		NOT ON ROSTER																											W	19-10
09/18	at Packers		PRACTICE SQUAD																											L	10-27
09/25	Texans		PRACTICE SQUAD																											W	23-20
10/02	at Giants		PRACTICE SQUAD																											L	12-20
10/09	at Vikings		PRACTICE SQUAD																											L	22-29
10/13	Commanders		PRACTICE SQUAD																											L	7-12
10/24	at Patriots		PRACTICE SQUAD																											W	33-14
10/30	at Cowboys		PRACTICE SQUAD																											L	29-49
11/06	Dolphins		PRACTICE SQUAD																											L	32-35
11/13	Lions		ON INACTIVE LIST																											L	30-31
11/20	at Falcons		PRACTICE SQUAD																											L	24-27
11/27	at Jets		PRACTICE SQUAD																											L	10-31
12/04	Packers	P	0	0	0	0.0	0	0	0	0	0	0	0	0	0	0	0	0	0	0	0	0	0	0	0	0	0	0	0	L	19-28
12/18	Eagles		PRACTICE SQUAD																											L	20-25
12/24	Bills		PRACTICE SQUAD																											L	13-35
01/01	at Lions	P	3	0	3	0.0	0	0	0	0	0	0	1	0	0	0	0	0	0	0	0	0	0	0	0	0	0	0	L	10-41	
01/08	Vikings	S	9	9	0	0.0	0	0	0	0	0	0	0	1	0	0	0	0	0	0	0	0	0	0	0	0	0	L	13-29		
<b>2022 TOTALS</b>		<b>3-1</b>	<b>12</b>	<b>9</b>	<b>3</b>	<b>0.0</b>	<b>0</b>	<b>0</b>	<b>0</b>	<b>0</b>	<b>0</b>	<b>0</b>	<b>1</b>	<b>1</b>	<b>0</b>	<b>0</b>	<b>0</b>	<b>0</b>	<b>0</b>	<b>0</b>	<b>0</b>	<b>0</b>	<b>0</b>	<b>0</b>	<b>0</b>	<b>0</b>	<b>3-14</b>				

## HARRISON HAND'S 2021 GXG REGULAR-SEASON STATISTICS (VIKINGS)

		TACKLES						INTERCEPTIONS					FUMBLES				ST			MIS					
DATE	OPPONENT	P/S	T K	S	AK	YD S	TF L	YD S	QB H	N O	YD S	L G	T D	P D	F F	T R	YD D	T K	F S	F A	F R	S A	W/L	SCORE	
09/12	at Bengals	P	0	0	0	0	0	0	0	0	0	0	0	0	0	0	0	2	2	0	0	0	L	24-27+	
			0																						
09/19	at Cardinals								ON INACTIVE LIST															L	33-34
09/26	Seahawks								ON INACTIVE LIST															W	30-17
10/03	Browns	P	0	0	0	0	0	0	0	0	0	0	0	0	0	0	0	1	1	0	0	0	L	7-14	
			0																						
10/10	Lions								DID NOT PLAY															W	19-17
10/17	at Panthers								DID NOT PLAY															W	34-28+
10/31	Cowboys	P	0	0	0	0	0	0	0	0	0	0	0	0	0	0	0	0	0	0	0	0	L	16-20	
			0																						
11/07	at Ravens	P	0	0	0	0	0	0	0	0	0	0	0	0	0	0	0	1	1	0	0	0	L	31-34+	
			0																						
11/14	at Chargers	P	0	0	0	0	0	0	0	0	0	0	0	0	0	0	0	0	0	0	0	0	W	27-20	
			0																						
11/21	Packers								ON INACTIVE LIST															W	34-31
11/28	at 49ers								ON INACTIVE LIST															L	26-34
12/05	at Lions	P	0	0	0	0	0	0	0	0	0	0	0	0	0	0	0	0	0	0	0	0	L	27-29	
			0																						
12/09	Steelers								INACTIVE															W	36-28
12/20	at Bears	P	0	0	0	0	0	0	0	0	0	0	0	0	0	0	0	0	0	0	0	0	W	17-9	
			0																						
12/26	Rams	P	0	0	0	0	0	0	0	0	0	0	0	0	0	0	0	0	0	0	0	0	L	23-30	
			0																						
01/02	at Packers	P	0	0	0	0	0	0	0	0	0	0	0	0	0	0	0	1	1	0	0	0	L	10-37	
			0																						
01/09	Bears								DID NOT PLAY															W	31-17
<b>2021 TOTALS</b>		<b>9-0</b>	<b>0</b>	<b>0</b>	<b>0</b>	<b>0</b>	<b>0</b>	<b>0</b>	<b>0</b>	<b>0</b>	<b>0</b>	<b>0</b>	<b>0</b>	<b>0</b>	<b>0</b>	<b>0</b>	<b>5</b>	<b>5</b>	<b>0</b>	<b>0</b>	<b>0</b>	<b>0</b>	<b>8-9</b>		

+ - Overtime



# DEMONE HARRIS

ACTIVE / DEFENSIVE LINEMAN



**Height:** 6-4

**DOB:** 12/30/1995 (age-28)

**Experience:** 4 Yrs

**With Falcons:** 1 Yr

**Hometown:** Buffalo, N.Y.

**Weight:** 272 lbs

**School:** Buffalo

**Acquired:** FA-'23

**Pronunciation:** duh-MONE

## CAREER

- » Has played in 14 games (one start), recording 11 tackles (five solo), three quarterback hits, two tackles for loss and one pass defense over five seasons with the Buccaneers, Ravens, Chiefs and Texans.
- » Spent time on the Falcons practice squad in 2023.

## COLLEGE

- » Played four seasons (2014-17) at the University at Buffalo in Buffalo, N.Y.
- » Appeared in 42 games, totaling 108 tackles (58 solo), 18 tackles for loss, 9.5 sacks, four forced fumbles, three passes defended, two interceptions and one fumble recovery in his collegiate career.
- » Named second team All-Mid-American Conference.
- » Logged career highs in tackles (54) and tackles for loss (8.5) as a senior in 2017. Also registered 3.0 sacks, one pass defense, one fumble recovery and one forced

fumble.

- » As a junior in 2016, notched 30 tackles and ranked third on the team with 3.0 sacks and second on the team with two forced fumbles.
- » Recorded 22 tackles, 4.5 tackles for loss, 1.5 sacks, one interception and one forced fumble as a sophomore in 2015.
- » Appeared in seven games as a reserve defensive lineman as a redshirt freshman in 2014.
- » Redshirted his first season at Buffalo in 2013.

## PERSONAL

- » Attended Bishop Timon-St. Jude High School in Buffalo, N.Y.
- » Did not play football until his junior year.
- » Also played basketball.
- » Majored in psychology.

## TRANSACTIONS

- » Signed with the Tampa Bay Buccaneers as an undrafted free agent on April 30, 2018.
- » Waived by the Tampa Bay Buccaneers on Sept. 1, 2018.
- » Signed to the Tampa Bay Buccaneers practice squad on Sept. 2, 2018.
- » Waived by the Tampa Bay Buccaneers on Nov. 16, 2018.
- » Signed to the Tampa Bay Buccaneers practice squad on Nov. 21, 2018.
- » Signed a reserve/future contract with the Tampa Bay Buccaneers on Dec. 31, 2018.
- » Released by the Tampa Bay Buccaneers on Oct. 5, 2019.
- » Signed to the Tampa Bay Buccaneers practice squad on Oct. 7, 2019.
- » Waived from the Tampa Bay Buccaneers practice squad on Oct. 15, 2019.
- » Signed to the Baltimore Ravens practice squad on Oct. 22, 2019.
- » Signed to the Kansas City Chiefs active roster from the Baltimore Ravens practice squad on Nov. 21, 2019.
- » Waived by the Kansas City Chiefs on Nov. 10, 2020.
- » Signed to the Kansas City Chiefs practice squad on Nov. 12, 2020.
- » Signed with the Kansas City Chiefs on Feb. 9, 2021.
- » Waived by the Kansas City Chiefs on Aug. 31, 2021.
- » Signed to the Kansas City Chiefs practice squad on Sept. 1, 2021.
- » Waived from the Kansas City Chiefs practice squad on Oct. 25, 2021.
- » Signed to the Houston Texans practice squad on Nov. 10, 2021.
- » Signed a reserve/future contract with the Houston Texans on Jan. 11, 2022.
- » Waived by the Houston Texans on Aug. 30, 2022.
- » Signed to the Houston Texans practice squad on Aug. 31, 2022.



- » Signed to the Houston Texans active roster from the practice squad on Sept. 10, 2022.
- » Waived by the Houston Texans on Nov. 2, 2022.
- » Signed to the Houston Texans practice squad on Nov. 4, 2022.
- » Signed a reserve/future contract with the Houston Texans on Jan. 11, 2023.
- » Waived by the Houston Texans on Aug. 3, 2023.
- » Signed by the Atlanta Falcons on Aug. 15, 2023.
- » Released by the Atlanta Falcons on Aug. 29, 2023.
- » Signed to the Atlanta Falcons practice squad on Sept. 18, 2023.
- » Signed to a Reserve/Future contract with the Atlanta Falcons on Jan. 9, 2024.

### DEMONE HARRIS' NFL REGULAR SEASON DEFENSIVE STATISTICS

DATE	TEAM	GP	TACKLES										INTERCEPTIONS					FUMBLES					ST				MISC		
			GS	TK	S	A	TFL	YDS	SK	YDS	QBH	NO	YDS	LG	TD	PD	FF	FR	TD	YDS	TK	S	A	FF	FR	S	A		
2023	Texans	0	0	0	0	0	0	0	0	0.0	0.0	0	0	0	0	0	0	0	0	0	0	0	0	0	0	0	0		
Went from Atlanta to Houston.																													
2023	Falcons	0	0	0	0	0	0	0	0.0	0.0	0	0	0	0	0	0	0	0	0	0	0	0	0	0	0	0	0		
2023	TOTAL	0	0	0	0	0	0	0.0	0.0	0	0	0	0	0	0	0	0	0	0	0	0	0	0	0	0	0	0		
2022	Texans	3	0	4	0	4	0	0	0.0	0.0	1	0	0	0	0	1	0	0	0	0	0	0	0	0	0	0	0		
2021	Texans	1	1	0	0	0	0	0	0.0	0.0	0	0	0	0	0	0	0	0	0	0	0	0	0	0	0	0	0		
Went from Kansas City to Houston.																													
2021	Chiefs	2	0	0	0	0	0	0	0.0	0.0	1	0	0	0	0	0	0	0	0	0	0	0	0	0	0	0	0		
2021	TOTAL	3	1	0	0	0	0	0.0	0.0	1	0	0	0	0	0	0	0	0	0	0	0	0	0	0	0	0	0		
2020	Chiefs	1	0	3	1	2	0	0	0.0	0.0	0	0	0	0	0	0	0	0	0	0	0	0	0	0	0	0	0		
2019	Chiefs	4	0	4	4	0	2	9	0.0	0.0	1	0	0	0	0	0	0	0	0	0	0	0	0	0	0	0	0		
Went from Baltimore to Kansas City.																													
2019	Ravens	0	0	0	0	0	0	0	0.0	0.0	0	0	0	0	0	0	0	0	0	0	0	0	0	0	0	0	0		
Went from Tampa Bay to Baltimore.																													
2019	Buccaneers	1	0	0	0	0	0	0	0.0	0.0	0	0	0	0	0	0	0	0	0	0	0	0	0	0	0	0	0		
2019	TOTAL	5	0	4	4	0	2	9	0.0	0.0	1	0	0	0	0	0	0	0	0	0	0	0	0	0	0	0	0		
2018	Buccaneers	2	0	0	0	0	0	0	0.0	0.0	0	0	0	0	0	0	0	0	0	0	0	0	0	0	0	0	0		
NFL TOTALS		14	1	11	5	6	2	9	0.0	0.0	3	0	0	0	0	1	0	0	0	0	0	0	0	0	0	0	0		

### DEMONE HARRIS' NFL POSTSEASON DEFENSIVE STATISTICS

DATE	TEAM	GP	TACKLES										INTERCEPTIONS					FUMBLES					ST				MISC		
			GS	TK	S	A	TFL	YDS	SK	YDS	QBH	NO	YDS	LG	TD	PD	FF	FR	TD	YDS	TK	S	A	FF	FR	S	A		
2020	Chiefs	0	0	0	0	0	0	0	0.0	0.0	0	0	0	0	0	0	0	0	0	0	0	0	0	0	0	0	0		
2019	Chiefs	2	0	0	0	0	0	0	0.0	0.0	0	0	0	0	0	0	0	0	0	0	0	0	0	0	0	0	0		
NFL TOTALS		2	0	0	0	0	0	0	0.0	0.0	0	0	0	0	0	0	0	0	0	0	0	0	0	0	0	0	0		

### DEMONE HARRIS' SINGLE-GAME HIGHS: DEFENSIVE

**Total Tackles** 3 at Denver Broncos, Oct 25, 2020  
 2 vs. Tennessee Titans, Oct 30, 2022  
 2 vs. Indianapolis Colts, Sep 11, 2022  
 ...2 more at 2.

**Solo Tackles** 2 vs. Denver Broncos, Dec 15, 2019  
 2 at New England Patriots, Dec 08, 2019  
 1 at Denver Broncos, Oct 25, 2020

**Passes Defensed** 1 vs. Indianapolis Colts, Sep 11, 2022  
**Tackles For Loss** 2 vs. Denver Broncos, Dec 15, 2019

### DEMONE HARRIS' 2023 GXG REGULAR-SEASON STATISTICS (TEXANS/FALCONS)

DATE	OPPONENT	P/S	TACKLES										INTERCEPTIONS					FUMBLES					ST				MISC		
			TK	S	A	SK	YDS	TFL	YDS	QBH	NO	YDS	LG	TD	PD	FF	FR	TD	YDS	TK	S	A	FF	FR	S	A	W/L	SCORE	
10/08	at Falcons		PRACTICE SQUAD																									L	19-21
Went from Texans to Falcons.																													
10/22	at Buccaneers		PRACTICE SQUAD																									W	16-13
2023 TOTALS			0	0	0	0	0	0	0	0	0	0	0	0	0	0	0	0	0	0	0	0	0	0	0	0	0	0	1-1

**DEMONE HARRIS' 2022 GXG REGULAR-SEASON STATISTICS (TEXANS)**

DATE	OPPONENT	P/S	TACKLES					INTERCEPTIONS					FUMBLES			ST		MISC		W/L	SCORE							
			TK	S	A	SK	YDS	TFL	YDS	QBH	NO	YDS	LG	TD	PD	FF	FR	TD	YDS			TK	S	A	FF	FR	S	A
09/11	Colts	P	2	0	2	0	0	0	0	1	0	0	0	0	1	0	0	0	0	0	0	0	0	0	0	0	T	20-20
09/18	at Broncos																									L	9-16	
09/25	at Bears	P	0	0	0	0	0	0	0	0	0	0	0	0	0	0	0	0	0	0	0	0	0	0	0	L	20-23	
10/02	Chargers																									L	24-34	
10/09	at Jaguars																									W	13-6	
10/23	at Raiders																									L	20-38	
10/30	Titans	P	2	0	2	0	0	0	0	0	0	0	0	0	0	0	0	0	0	0	0	0	0	0	0	L	10-17	
11/03	Eagles																									L	17-29	
11/13	at Giants																									L	16-24	
11/20	Commanders																									L	10-23	
11/27	at Dolphins																									L	15-30	
12/04	Browns																									L	14-27	
12/11	at Cowboys																									L	23-27	
12/18	Chiefs																									L	24-30+	
12/24	at Titans																									W	19-14	
01/01	Jaguars																									L	3-31	
01/08	at Colts																									W	32-31	
<b>2022 TOTALS</b>		<b>3-0</b>	<b>4</b>	<b>0</b>	<b>4</b>	<b>0</b>	<b>0</b>	<b>0</b>	<b>0</b>	<b>1</b>	<b>0</b>	<b>0</b>	<b>0</b>	<b>0</b>	<b>1</b>	<b>0</b>	<b>0</b>	<b>0</b>	<b>0</b>	<b>0</b>	<b>0</b>	<b>0</b>	<b>0</b>	<b>0</b>	<b>0</b>	<b>3-13-</b>	<b>1</b>	

+ - Overtime

**DEMONE HARRIS' 2021 GXG REGULAR-SEASON STATISTICS (CHIEFS/TEXANS)**

DATE	OPPONENT	P/S	TACKLES					INTERCEPTIONS					FUMBLES			ST		MISC		W/L	SCORE						
			TK	S	A	SK	YDS	TFL	YDS	QBH	NO	YDS	LG	TD	PD	FF	FR	TD	YDS			TK	S	A	FF	FR	S
09/12	Browns																									W	33-29
09/19	at Ravens																									L	35-36
09/26	Chargers																									L	24-30
10/03	at Eagles																									W	42-30
10/10	Bills																									L	20-38
10/17	at Football Team																									W	31-13
10/24	at Titans																									L	3-27
			Went from <b>Chiefs</b> to <b>Texans</b> .																								
11/21	at Titans																									W	22-13
11/28	Jets																									L	14-21
12/05	Colts																									L	0-31
12/12	Seahawks																									L	13-33
12/19	at Jaguars																									W	30-16
12/26	Chargers	S	0	0	0	0	0	0	0	0	0	0	0	0	0	0	0	0	0	0	0	0	0	0	0	W	41-29
01/02	at 49ers																									L	7-23
01/09	Titans																									L	25-28
<b>2021 TOTALS</b>		<b>1-1</b>	<b>0</b>	<b>0</b>	<b>0</b>	<b>0</b>	<b>0</b>	<b>0</b>	<b>0</b>	<b>0</b>	<b>0</b>	<b>0</b>	<b>0</b>	<b>0</b>	<b>0</b>	<b>0</b>	<b>0</b>	<b>0</b>	<b>0</b>	<b>0</b>	<b>0</b>	<b>0</b>	<b>0</b>	<b>0</b>	<b>0</b>	<b>6-9</b>	



# ZACH HARRISON

ACTIVE / DEFENSIVE LINEMAN

# 96



**Height:** 6-5

**DOB:** 8/14/2001 (age-22)

**Experience:** 2 Yrs

**With Falcons:** 2 Yrs

**Weight:** 274 lbs

**School:** Ohio State

**Acquired:** D3 '23

**Hometown:** Lewis Center, Ohio

## CAREER

- » Appeared in 16 games, recording 33 tackles (18 solo), five quarterback hits, four tackles for loss, three sacks and one pass defense in 2023.

## COLLEGE

- » Played four seasons (2019-22) at Ohio State in Columbus, Ohio.
- » Played in 46 games (28 starts), recording 106 tackles (63 solo), 25.5 tackles for loss, 13.0 sacks, 11 passes defended, five forced fumbles and one interception for the Buckeyes.
- » As a senior in 2022, he recorded 34 tackles (20 solo), eight tackles for loss, five passes defended, 3.5 sacks, three forced fumbles and one interception.
- » Named first-team All-Big Ten.
- » In 2021, he started all 12 games and registered 34 tackles (23 solo), eight tackles for loss, 4.0 sacks, four passes defended and two forced fumbles.
- » Named a team captain and named second-team All-Big Ten (media), third-team All-Big Ten (coaches).
- » As a sophomore in 2020, he appeared in seven games

## TRANSACTIONS

- » Selected by the Atlanta Falcons in the third round (75th overall) of the 2023 NFL Draft.

- notching 14 tackles (six solo), 4.5 tackles for loss, 2.0 sacks and two passes defended.
- » Named second-team All-Big Ten (coaches).
- » In his true freshman season, he posted 24 tackles (14 solo), five tackles for loss and 3.5 sacks.

## PERSONAL

- » Born in Lewis Center, Ohio.
- » Attended Olentangy Orange High School in Lewis Center, Ohio.
- » Ran a 10.7 100 meters and a 21.5 200 meters in high school track & field.
- » Named first-team all-Ohio by the Ohio Prep Sportswriters Association and the Delaware County defensive player of the year.
- » Played in the U.S. Army All-American Bowl.
- » Named a finalist for the All-American Bowl Man of the Year.
- » Son of Tracey and Jimmie Harrison.
- » Graduated in December of 2022 with his degree in criminology.

## ZACH HARRISON'S NFL REGULAR SEASON DEFENSIVE STATISTICS

DATE	TEAM	GP	TACKLES							INTERCEPTIONS					FUMBLES			ST		MISC								
			GS	TK	S	A	TFL	YDS	SK	YDS	QBH	NO	YDS	LG	TD	PD	FF	FR	TD	YDS	TK	S	A	FF	FR	S	A	
2023	Falcons	16	0	33	18	15	4	11	3.0	10.0	5	0	0	0	0	1	0	0	0	0	0	0	0	0	0	0	0	0
NFL TOTALS		16	0	33	18	15	4	11	3.0	10.0	5	0	0	0	0	1	0	0	0	0	0	0	0	0	0	0	0	0

## ZACH HARRISON'S SINGLE-GAME HIGHS: DEFENSIVE

**Total Tackles** 4 at Chicago Bears, Dec 31, 2023  
4 at Carolina Panthers, Dec 17, 2023  
...1 more at 4.

**Solo Tackles** 4 at Chicago Bears, Dec 31, 2023  
3 vs. Indianapolis Colts, Dec 24, 2023  
3 at Carolina Panthers, Dec 17, 2023  
...1 more at 3.

**Sacks** 2.0 vs. Indianapolis Colts, Dec 24, 2023  
1.0 at Carolina Panthers, Dec 17, 2023

**Passes Defensed** 1 vs. Indianapolis Colts, Dec 24, 2023  
**Tackles For Loss** 2 at Carolina Panthers, Dec 17, 2023  
1 at Chicago Bears, Dec 31, 2023  
1 vs. Indianapolis Colts, Dec 24, 2023

**ZACH HARRISON'S 2023 GXG REGULAR-SEASON STATISTICS (FALCONS)**

DATE	OPPONENT	P/S	TACKLES							INTERCEPTIONS					FUMBLES				ST			MIS		SCORE			
			T	K	S	A	S	YD	TF	YD	QB	N	YD	L	T	P	F	F	T	YD	T	F	F		S	A	W/L
09/10	Panthers	P	3	1	2	0	0.0	0	0	0	0	0	0	0	0	0	0	0	0	0	0	0	0	0	0	W	24-10
09/17	Packers	P	3	1	2	0	0.0	0	0	0	0	0	0	0	0	0	0	0	0	0	0	0	0	0	W	25-24	
09/24	at Lions	P	4	1	3	0	0.0	0	0	0	0	0	0	0	0	0	0	0	0	0	0	0	0	0	L	6-20	
10/01	at Jaguars	P	1	0	1	0	0.0	0	0	0	0	0	0	0	0	0	0	0	0	0	0	0	0	0	L	7-23	
10/08	Texans	P	1	0	1	0	0.0	0	0	0	0	0	0	0	0	0	0	0	0	0	0	0	0	0	W	21-19	
10/15	Commanders	P	2	2	0	0	0.0	0	0	0	0	0	0	0	0	0	0	0	0	0	0	0	0	0	L	16-24	
10/22	at Buccaneers	P	0	0	0	0	0.0	0	0	0	0	0	0	0	0	0	0	0	0	0	0	0	0	0	W	16-13	
10/29	at Titans	P	2	0	2	0	0.0	0	0	0	0	0	0	0	0	0	0	0	0	0	0	0	0	0	L	23-28	
11/05	Vikings	P	3	3	0	0	0.0	0	0	0	0	0	0	0	0	0	0	0	0	0	0	0	0	0	L	28-31	
11/12	at Cardinals	P	1	0	1	0	0.0	0	0	0	0	0	0	0	0	0	0	0	0	0	0	0	0	0	L	23-25	
11/26	Saints	P	1	0	1	0	0.0	0	0	0	0	0	0	0	0	0	0	0	0	0	0	0	0	0	W	24-15	
12/03	at Jets	P	0	0	0	0	0.0	0	0	0	1	0	0	0	0	0	0	0	0	0	0	0	0	0	W	13-8	
12/10	Buccaneers	P	1	0	1	0	0.0	0	0	0	0	0	0	0	0	0	0	0	0	0	0	0	0	0	L	25-29	
12/17	at Panthers	P	4	3	1	1.0	6.0	2	6	1	0	0	0	0	0	0	0	0	0	0	0	0	0	0	L	7-9	
12/24	Colts	P	3	3	0	2.0	4.0	1	4	2	0	0	0	0	1	0	0	0	0	0	0	0	0	0	W	29-10	
12/31	at Bears	P	4	4	0	0	0.0	1	1	1	0	0	0	0	0	0	0	0	0	0	0	0	0	0	L	17-37	
01/07	at Saints		ON INACTIVE LIST																	L	17-48						
2023 TOTALS		16-0	33	1	1	3.0	10.0	4	11	5	0	0	0	0	1	0	0	0	0	0	0	0	0	0	7-10		



# TAYLOR HEINICKE

ACTIVE / QUARTERBACK



Height: 6-1

DOB: 3/15/1993 (age-31)

Experience: 7 Yrs

With Falcons: 2 Yrs

Weight: 210 lbs

School: Old Dominion

Acquired: FA-'23

Hometown: Atlanta, Ga.

## CAREER

Has played in 38 games (29 starts) completing 604-of-966 passes (62.5 percent) for 6,635 yards, 39 touchdowns and 28 interceptions for an 84.2 passer rating for the Texans, Panthers, Commanders and Falcons.

- » In 2023, he played in five games (four starts), completing 74-of-136 passes for 890 yards, five touchdowns, four interceptions and a 74.7 passer rating. He also added 124 yards on the ground on 15 attempts (8.3 avg.) and one touchdown.
- » Started nine games for the Commanders in 2022, completing 161-of-259 passes (62.2 percent) for 1,859 yards, 12 touchdowns and six interceptions for an 89.6 passer rating. He also added 96 rushing yards on 28 carries and a touchdown on the ground.
- » In 2021, he played in 16 games (15 starts), completing 321-of-494 passes (65.0 percent) for 3,419 yards, 20 touchdowns and 15 interceptions for an 85.9 passer rating. He also added 60 rushes for 313 yards and a touchdown on the ground for the Commanders.
- » In 2019, started the NFC Wild Card game against the Tampa Bay Buccaneers, completing 26-of-44 attempts for 306 yards, one touchdown and one interception while also adding 46 rushing yards on six carries and a touchdown for the Commanders.
- » Played in six games (one start) for the Carolina Panthers in 2018.
- » Signed by the Minnesota Vikings in 2015 and made his NFL debut with the Houston Texans in 2017.

- » Named C-USA Offensive Player of the Week in 2014.
- » In 2013, Heinicke became the 18th quarterback in Division I history to pass for 10,000 yards and rush for 1,000. He completed 340-of-486 passes for 4,022 yards and 33 touchdowns, while rushing 93 times for 348 yards and five touchdowns.
- » The 6-foot-1, 210-pound quarterback was named the Walter Payton Award recipient (best player in the FCS), First-Team AP All-American, CAA Offensive Player of the Year, the Sports Network First-Team All-American, Walter Camp All-American, Phil Steele First-Team All-American, and Touchdown Club of Columbus Player of the Year in 2012.
- » In 2012, he broke Steve McNair's 18-year-old FCS single-season passing yards record with 5,076 and set the FCS record with 398 completions. He went on to lead the country in passing yards (5,076), completions (398), passing touchdowns (44) and total touchdowns (55).
- » He finished his freshman campaign in 2011 completing 211-of-307 passes for 2,385 yards and 25 touchdowns and one interception.
- » Named College Football Performance Awards National Performer of the Year, CFPA Freshman Performer of the Year, CFPA Quarterback Award recipient, runner-up for the Jerry Rice Award by The Sports Network, awarded to the National Freshman of the Year, named to the Sports Journal All-Freshman Team, third Team All-CAA honoree, two-time National Freshman of the Week by The Sports Network and three-time CAA Rookie of the Week. in 2011.

## COLLEGE

- » Played four season (2011-14) at Old Dominion in Norfolk, VA.
- » In 46 games at Old Dominion, he completed 1,238-of-1,829 passes for 14,959 yards, 132 touchdowns, and 39 interceptions over four seasons. He rushed for 2,026 yards on 367 carries with 22 touchdowns on the ground.
- » Ranks third all-time in FBS history with 16,279 yards of total offense. Fourth in FBS history with 132 career touchdowns and 14,959 passing yards in sixth most in FBS history.
- » Heinicke had five games of 300-or-more yards passing, including a pair of 400-yard games.
- » In 2014, Heinicke completed 289-of-257 passes for 3,476 yards and 30 touchdowns while adding 139 rushing yards and two touchdowns.

## PERSONAL

- » Born in Atlanta (Lawrenceville, Ga.).
- » Attended Collins Hill High School in Suwanee, Ga.
- » Named Old Spice Player of the Year in the state of Georgia.
- » Gwinnett Daily Post Offensive Player of the Year.
- » Set Gwinnett County single-season records for passing yards (4,218 yards) and touchdowns (44). His passing yards ranks second in Georgia state history, while his 44 touchdowns rank third in state history.
- » Completed 67% of his passes (284-of-426). Threw over 300 yards in nine games and ran for 354 yards on 77 carries along with a pair of touchdowns.
- » Son of Diane Dodsworth and the late Brett Heinicke and has one sister, Lauren.
- » Majored in engineering.

## TRANSACTIONS

- » Originally signed by the Minnesota Vikings following the 2015 NFL Draft.
- » Released by the Minnesota Vikings on Sept. 11, 2017.

- » Signed to the New England Patriots practice squad on Sept. 23, 2017.
- » Released by the New England Patriots on Oct. 9, 2017.
- » Signed to the Houston Texans practice squad on Nov. 29, 2017.
- » Signed to the Houston Texans active roster on Dec. 15, 2017.
- » Released by the Houston Texans on April 13, 2018.
- » Claimed by the Carolina Panthers on April 16, 2018.
- » Re-signed by the Carolina Panthers on March 12, 2019.
- » Released by the Carolina Panthers on August 30, 2019.
- » Signed to the Washington Commanders practice squad on Dec. 8, 2020.
- » Signed to the Washington Commanders active roster on Dec. 19, 2020.
- » Re-signed by the Washington Commanders on Feb. 10, 2021.
- » Signed by the Atlanta Falcons on March 15, 2023.

### REGULAR SEASON COMPARISON: PASSING - BALTIMORE RAVENS

DATE	OPP	W/L	GP/GS	C	ATT	YDS.	AVG.	TD	LG	INT	SK	SKYD	RTG
10/28/18	CAR vs. BLT	W	P	1	1	13	13.0	0	13	0	0	0	118.8
<b>TOTALS</b>		1/0	1/0	1	1	13	13.0	0	13	0	0	0	--

### TAYLOR HEINICKE'S NFL REGULAR SEASON PASSING STATISTICS

DATE	TEAM	GP	GS	ATT.	CMP.	PCT.	YDS	AVG.	TD	INT.	LG	SK	LST	RATE
2023	Falcons	5	4	136	74	54.4	890	6.5	5	4	75t	8	47	74.7
2022	Commanders	9	9	259	161	62.2	1,859	7.2	12	6	61	19	141	89.6
2021	Football Team	16	15	494	321	65.0	3,419	6.9	20	15	73t	38	278	85.9
2020	Football Team	1	0	19	12	63.2	137	7.2	1	0	29t	1	7	102.3
Went from Carolina to Washington.														
2020	Panthers	0	0	0	0	0.0	0	0.0	0	0	0	0	0	0.0
2020	<b>TOTAL</b>	<b>1</b>	<b>0</b>	<b>19</b>	<b>12</b>	<b>63.2</b>	<b>137</b>	<b>7.2</b>	<b>1</b>	<b>0</b>	<b>29t</b>	<b>1</b>	<b>7</b>	<b>102.3</b>
2019	Panthers	0	0	0	0	0.0	0	0.0	0	0	0	0	0	0.0
2018	Panthers	6	1	57	35	61.4	320	5.6	1	3	33	2	17	60.6
2017	Texans	1	0	1	1	100.0	10	10.0	0	0	10	1	16	108.3
Went from Minnesota to Houston.														
2017	Vikings	0	0	0	0	0.0	0	0.0	0	0	0	0	0	0.0
2017	<b>TOTAL</b>	<b>1</b>	<b>0</b>	<b>1</b>	<b>1</b>	<b>100.0</b>	<b>10</b>	<b>10.0</b>	<b>0</b>	<b>0</b>	<b>10</b>	<b>1</b>	<b>16</b>	<b>108.3</b>
2016	Vikings	0	0	0	0	0.0	0	0.0	0	0	0	0	0	0.0
2015	Vikings	0	0	0	0	0.0	0	0.0	0	0	0	0	0	0.0
<b>TOTALS</b>		<b>38</b>	<b>29</b>	<b>966</b>	<b>604</b>	<b>62.5</b>	<b>6,635</b>	<b>6.9</b>	<b>39</b>	<b>28</b>	<b>75T</b>	<b>69</b>	<b>506</b>	<b>84.2</b>

### TAYLOR HEINICKE'S NFL POSTSEASON PASSING STATISTICS

DATE	TEAM	GP	GS	ATT.	CMP.	PCT.	YDS	AVG.	TD	INT.	LG	SK	LST	RATE
2020	Football Team	1	1	44	26	59.1	306	7.0	1	1	36	2	17	78.4
2017	Vikings	0	0	0	0	0.0	0	0.0	0	0	0	0	0	0.0
2015	Vikings	0	0	0	0	0.0	0	0.0	0	0	0	0	0	0.0
<b>TOTALS</b>		<b>1</b>	<b>1</b>	<b>44</b>	<b>26</b>	<b>59.1</b>	<b>306</b>	<b>7.0</b>	<b>1</b>	<b>1</b>	<b>36</b>	<b>2</b>	<b>17</b>	<b>78.4</b>

## TAYLOR HEINICKE'S NFL REGULAR SEASON RUSHING STATISTICS

DATE	TEAM	NO.	YDS.	AVG.	LG	TD
2023	Falcons	15	124	8.3	24t	1
2022	Commanders	28	96	3.4	15	1
2021	Football Team	60	313	5.2	38	1
2020	Football Team	3	22	7.3	12	0
Went from Carolina to Washington.						
2020	Panthers	0	0	0.0	0	0
2020	<b>TOTAL</b>	<b>3</b>	<b>22</b>	<b>7.3</b>	<b>12</b>	<b>0</b>
2019	Panthers	0	0	0.0	0	0
2018	Panthers	5	31	6.2	19	0
2017	Texans	1	2	2.0	2	0
Went from Minnesota to Houston.						
2017	Vikings	0	0	0.0	0	0
2017	<b>TOTAL</b>	<b>1</b>	<b>2</b>	<b>2.0</b>	<b>2</b>	<b>0</b>
2016	Vikings	0	0	0.0	0	0
2015	Vikings	0	0	0.0	0	0
<b>TOTALS</b>		<b>112</b>	<b>588</b>	<b>5.3</b>	<b>38</b>	<b>3</b>

## TAYLOR HEINICKE'S NFL POSTSEASON RUSHING STATISTICS

DATE	TEAM	NO.	YDS.	AVG.	LG	TD
2020	Football Team	6	46	7.7	13	1
2017	Vikings	0	0	0.0	0	0
2015	Vikings	0	0	0.0	0	0
<b>TOTALS</b>		<b>6</b>	<b>46</b>	<b>7.7</b>	<b>13</b>	<b>1</b>

## TAYLOR HEINICKE'S NFL REGULAR SEASON PASSING/RUSHING STATISTICS

		PASSING													RUSHING				
DATE	TEAM	GP	GS	ATT.	CMP.	PCT.	YDS	AVG.	TD	INT.	LG	SK	LST	RATE	NO.	YDS.	AVG.	LG	TD
2023	Falcons	5	4	136	74	54.4	890	6.5	5	4	75t	8	47	74.7	15	124	8.3	24t	1
2022	Commanders	9	9	259	161	62.2	1,859	7.2	12	6	61	19	141	89.6	28	96	3.4	15	1
2021	Football Team	16	15	494	321	65.0	3,419	6.9	20	15	73t	38	278	85.9	60	313	5.2	38	1
2020	Football Team	1	0	19	12	63.2	137	7.2	1	0	29t	1	7	102.3	3	22	7.3	12	0
Went from Carolina to Washington.																			
2020	Panthers	0	0	0	0	0.0	0	0.0	0	0	0	0	0	0.0	0	0	0.0	0	0
2020	<b>TOTAL</b>	<b>1</b>	<b>0</b>	<b>19</b>	<b>12</b>	<b>63.2</b>	<b>137</b>	<b>7.2</b>	<b>1</b>	<b>0</b>	<b>29t</b>	<b>1</b>	<b>7</b>	<b>102.3</b>	<b>3</b>	<b>22</b>	<b>7.3</b>	<b>12</b>	<b>0</b>
2019	Panthers	0	0	0	0	0.0	0	0.0	0	0	0	0	0	0.0	0	0	0.0	0	0
2018	Panthers	6	1	57	35	61.4	320	5.6	1	3	33	2	17	60.6	5	31	6.2	19	0
2017	Texans	1	0	1	1	100.0	10	10.0	0	0	10	1	16	108.3	1	2	2.0	2	0
Went from Minnesota to Houston.																			
2017	Vikings	0	0	0	0	0.0	0	0.0	0	0	0	0	0	0.0	0	0	0.0	0	0
2017	<b>TOTAL</b>	<b>1</b>	<b>0</b>	<b>1</b>	<b>1</b>	<b>100.0</b>	<b>10</b>	<b>10.0</b>	<b>0</b>	<b>0</b>	<b>10</b>	<b>1</b>	<b>16</b>	<b>108.3</b>	<b>1</b>	<b>2</b>	<b>2.0</b>	<b>2</b>	<b>0</b>
2016	Vikings	0	0	0	0	0.0	0	0.0	0	0	0	0	0	0.0	0	0	0.0	0	0
2015	Vikings	0	0	0	0	0.0	0	0.0	0	0	0	0	0	0.0	0	0	0.0	0	0
<b>TOTALS</b>		<b>38</b>	<b>29</b>	<b>966</b>	<b>604</b>	<b>62.5</b>	<b>6,635</b>	<b>6.9</b>	<b>39</b>	<b>28</b>	<b>75t</b>	<b>69</b>	<b>506</b>	<b>84.2</b>	<b>112</b>	<b>588</b>	<b>5.3</b>	<b>38</b>	<b>3</b>



## TAYLOR HEINICKE'S NFL POSTSEASON PASSING/RUSHING STATISTICS

		PASSING													RUSHING				
DATE	TEAM	GP	GS	ATT.	CMP.	PCT.	YDS	AVG.	TD	INT.	LG	SK	LST	RATE	NO.	YDS.	AVG.	LG	TD
2020	Football Team	1	1	44	26	59.1	306	7.0	1	1	36	2	17	78.4	6	46	7.7	13	1
2017	Vikings	0	0	0	0	0.0	0	0.0	0	0	0	0	0	0.0	0	0	0.0	0	0
2015	Vikings	0	0	0	0	0.0	0	0.0	0	0	0	0	0	0.0	0	0	0.0	0	0
<b>TOTALS</b>		<b>1</b>	<b>1</b>	<b>44</b>	<b>26</b>	<b>59.1</b>	<b>306</b>	<b>7.0</b>	<b>1</b>	<b>1</b>	<b>36</b>	<b>2</b>	<b>17</b>	<b>78.4</b>	<b>6</b>	<b>46</b>	<b>7.7</b>	<b>13</b>	<b>1</b>

### TAYLOR HEINICKE'S SINGLE-GAME HIGHS: QUARTERBACK

<b>Pass Attempts</b>	53 vs. Atlanta Falcons, Dec 23, 2018 46 vs. New York Giants, Sep 16, 2021 41 at New York Giants, Dec 04, 2022 ...1 more at 41.	<b>Passer Rating</b>	141.3 at Carolina Panthers, Nov 21, 2021 127.1 at Atlanta Falcons, Oct 03, 2021 119.3 vs. Los Angeles Chargers, Sep 12, 2021
<b>Pass Completions</b>	34 vs. New York Giants, Sep 16, 2021 33 vs. Atlanta Falcons, Dec 23, 2018 27 at New York Giants, Dec 04, 2022 ...2 more at 27.	<b>Rush Attempts</b>	10 at Green Bay Packers, Oct 24, 2021 8 at Buffalo Bills, Sep 26, 2021 6 at Indianapolis Colts, Oct 30, 2022 ...1 more at 6.
<b>Yards Passing</b>	336 vs. New York Giants, Sep 16, 2021 290 at Atlanta Falcons, Oct 03, 2021 279 at Indianapolis Colts, Oct 30, 2022	<b>Rushing Yards</b>	95 at Green Bay Packers, Oct 24, 2021 46 at Chicago Bears, Dec 31, 2023 43 at Atlanta Falcons, Oct 03, 2021
<b>TD Passes</b>	3 at Carolina Panthers, Nov 21, 2021 3 at Atlanta Falcons, Oct 03, 2021 2 at San Francisco 49ers, Dec 24, 2022 ...7 more at 2.	<b>Rushing Average</b>	9.5 at Green Bay Packers, Oct 24, 2021 2.6 at Buffalo Bills, Sep 26, 2021 38 at Green Bay Packers, Oct 24, 2021
<b>Long Passes</b>	75t at Chicago Bears, Dec 31, 2023 73t at Buffalo Bills, Sep 26, 2021 61 vs. New York Giants, Dec 18, 2022	<b>Longest Runs</b>	24t at Chicago Bears, Dec 31, 2023 20 at Atlanta Falcons, Oct 03, 2021 1 at Chicago Bears, Dec 31, 2023 1 at Indianapolis Colts, Oct 30, 2022 ...1 more at 1.
<b>Completion Percentage</b>	81.3 vs. Tampa Bay Buccaneers, Nov 14, 2021 77.1 vs. Seattle Seahawks, Nov 29, 2021 76.7 at Las Vegas Raiders, Dec 05, 2021		

### TAYLOR HEINICKE'S SINGLE-GAME HIGHS - POSTSEASON: QUARTERBACK

<b>Pass Attempts</b>	44 vs. Tampa Bay Buccaneers, Jan 09, 2021	<b>Passer Rating</b>	78.4 vs. Tampa Bay Buccaneers, Jan 09, 2021
<b>Pass Completions</b>	26 vs. Tampa Bay Buccaneers, Jan 09, 2021	<b>Rush Attempts</b>	6 vs. Tampa Bay Buccaneers, Jan 09, 2021
<b>Yards Passing</b>	306 vs. Tampa Bay Buccaneers, Jan 09, 2021	<b>Rushing Yards</b>	46 vs. Tampa Bay Buccaneers, Jan 09, 2021
<b>TD Passes</b>	1 vs. Tampa Bay Buccaneers, Jan 09, 2021	<b>Longest Runs</b>	13 vs. Tampa Bay Buccaneers, Jan 09, 2021 10 vs. Tampa Bay Buccaneers, Jan 09, 2021 10 vs. Tampa Bay Buccaneers, Jan 09, 2021
<b>Long Passes</b>	36 vs. Tampa Bay Buccaneers, Jan 09, 2021 29 vs. Tampa Bay Buccaneers, Jan 09, 2021 24 vs. Tampa Bay Buccaneers, Jan 09, 2021	<b>Rushing TDs</b>	1 vs. Tampa Bay Buccaneers, Jan 09, 2021
<b>Completion Percentage</b>	59.1 vs. Tampa Bay Buccaneers, Jan 09, 2021		

## TAYLOR HEINICKE'S 300-YARD PASSING GAMES (1): REGULAR SEASON

DATE	TEAM	NO.	YDS.	AVG.	LG	TD
09/16/21	GIANTS	34	336	9.9	56	2

## TAYLOR HEINICKE'S 300-YARD PASSING GAMES (1): POSTSEASON

DATE	TEAM	NO.	YDS.	AVG.	LG	TD
01/09/21	BUCCANEE RS	26	306	11.8	36	1

**TAYLOR HEINICKE'S 2023 GXG REGULAR-SEASON STATISTICS (FALCONS)**

DATE	OPPONENT	P/S	PASSING											RUSHING				W/L	SCORE
			ATT	CMP	YDS	PCT	Y/A	Y/C	TD	INT	LG	SK/YD	RATE	ATT	YDS	LG	TD		
09/10	Panthers		DID NOT PLAY (NON-INJURY)															W	24-10
09/17	Packers		DID NOT PLAY (NON-INJURY)															W	25-24
09/24	at Lions		DID NOT PLAY (NON-INJURY)															L	6-20
10/01	at Jaguars		DID NOT PLAY (NON-INJURY)															L	7-23
10/08	Texans		DID NOT PLAY (NON-INJURY)															W	21-19
10/15	Commanders		DID NOT PLAY (NON-INJURY)															L	16-24
10/22	at Buccaneers		DID NOT PLAY (NON-INJURY)															W	16-13
10/29	at Titans	P	21	12	175	57.1	8.3	14.6	1	0	52	1/8	100.3	2	14	11	0	L	23-28
11/05	Vikings	S	38	21	268	55.3	7.1	12.8	1	1	60t	1/8	75.3	3	20	13	0	L	28-31
11/12	at Cardinals	S	15	8	55	53.3	3.7	6.9	1	0	17	3/24	84.0	4	34	16	0	L	23-25
11/26	Saints		DID NOT PLAY (NON-INJURY)															W	24-15
12/03	at Jets		DID NOT PLAY (NON-INJURY)															W	13-8
12/10	Buccaneers		DID NOT PLAY (NON-INJURY)															L	25-29
12/17	at Panthers		DID NOT PLAY (NON-INJURY)															L	7-9
12/24	Colts	S	33	23	229	69.7	6.9	10.0	1	0	24t	1/0	99.2	2	10	10	0	W	29-10
12/31	at Bears	S	29	10	163	34.5	5.6	16.3	1	3	75t	2/7	26.1	4	46	24t	1	L	17-37
01/07	at Saints		ON INACTIVE LIST															L	17-48
2023 TOTALS		5-4	136	74	890	54.4	6.5	12.0	5	4	75T	8/47	74.7	15	124	24T	1	7-10	

**TAYLOR HEINICKE'S 2022 GXG REGULAR-SEASON STATISTICS (COMMANDERS)**

DATE	OPPONENT	P/S	PASSING											RUSHING				W/L/T	SCORE
			ATT	CMP	YDS	PCT	Y/A	Y/C	TD	INT	LG	SK/YD	RATE	ATT	YDS	LG	TD		
09/11	Jaguars		DID NOT PLAY (NON-INJURY)															W	28-22
09/18	at Lions		DID NOT PLAY (NON-INJURY)															L	27-36
09/25	Eagles		DID NOT PLAY (NON-INJURY)															L	8-24
10/02	at Cowboys		DID NOT PLAY (NON-INJURY)															L	10-25
10/09	Titans		DID NOT PLAY (NON-INJURY)															L	17-21
10/13	at Bears		DID NOT PLAY (NON-INJURY)															W	12-7
10/23	Packers	S	33	20	201	60.6	6.1	10.1	2	1	37t	1/3	85.5	2	4	5	0	W	23-21
10/30	at Colts	S	31	23	279	74.2	9.0	12.1	1	1	42	2/13	98.7	6	29	9	1	W	17-16
11/06	Vikings	S	28	15	149	53.6	5.3	9.9	2	1	49t	3/23	77.8	4	17	9	0	L	17-20
11/14	at Eagles	S	29	17	211	58.6	7.3	12.4	0	1	41	3/33	66.9	5	10	7	0	W	32-21
11/20	at Texans	S	27	15	191	55.6	7.1	12.7	0	0	19	0/0	77.9	3	2	4	0	W	23-10
11/27	Falcons	S	23	14	138	60.9	6.0	9.9	2	1	26	0/0	88.7	1	-1	-1	0	W	19-13
12/04	at Giants	S	41	27	275	65.9	6.7	10.2	2	0	28t	5/29	101.2	2	6	7	0	T	20-20
12/18	Giants	S	29	17	249	58.6	8.6	14.6	1	0	61	3/21	98.2	3	33	15	0	L	12-20
12/24	at 49ers	S	18	13	166	72.2	9.2	12.8	2	1	51	2/19	114.6	2	-4	0	0	L	20-37
01/01	Browns		DID NOT PLAY (NON-INJURY)															L	10-24
01/08	Cowboys		DID NOT PLAY (NON-INJURY)															W	26-6
2022 TOTALS		9-9	259	161	1,859	62.2	7.2	11.5	12	6	61	19/141	89.6	28	96	15	1	8-8-1	

## TAYLOR HEINICKE'S 2021 GXG REGULAR-SEASON STATISTICS (FOOTBALL TEAM)

DATE	OPPONENT	P/S	PASSING											RUSHING					SCORE
			ATT	CMP	YDS	PCT	Y/A	Y/C	TD	INT	LG	SK/YD	RATE	ATT	YDS	LG	TD	W/L	
09/12	Chargers	P	15	11	122	73.3	8.1	11.1	1	0	34	0/0	119.3	3	17	9	0	L	16-20
09/16	Giants	S	46	34	336	73.9	7.3	9.9	2	1	56	1/16	99.5	4	6	2	0	W	30-29
09/26	at Bills	S	24	14	212	58.3	8.8	15.1	2	2	73t	1/0	80.6	8	21	7	1	L	21-43
10/03	at Falcons	S	33	23	290	69.7	8.8	12.6	3	0	33t	1/0	127.1	5	43	20	0	W	34-30
10/10	Saints	S	41	20	248	48.8	6.0	12.4	0	2	27	2/6	47.6	5	40	16	0	L	22-33
10/17	Chiefs	S	39	24	182	61.5	4.7	7.6	1	1	39t	0/0	70.7	0	0	0	0	L	13-31
10/24	at Packers	S	37	25	268	67.6	7.2	10.7	1	1	40t	4/33	86.3	10	95	38	0	L	10-24
10/31	at Broncos	S	39	24	270	61.5	6.9	11.3	1	2	27	5/40	69.4	1	10	10	0	L	10-17
11/14	Buccaneers	S	32	26	256	81.3	8.0	9.8	1	0	22	5/30	110.4	3	15	10	0	W	29-19
11/21	at Panthers	S	22	16	206	72.7	9.4	12.9	3	0	39	3/27	141.3	6	29	14	0	W	27-21
11/29	Seahawks	S	35	27	223	77.1	6.4	8.3	1	1	20	1/4	90.5	4	3	3	0	W	17-15
12/05	at Raiders	S	30	23	196	76.7	6.5	8.5	2	1	35	1/10	101.5	3	10	7	0	W	17-15
12/12	Cowboys	S	25	11	122	44.0	4.9	11.1	1	1	43t	4/46	55.8	3	8	6	0	L	20-27
12/21	at Eagles		DID NOT PLAY															L	17-27
12/26	at Cowboys	S	22	7	121	31.8	5.5	17.3	1	2	48	4/16	28.8	1	-1	-1	0	L	14-56
01/02	Eagles	S	36	27	247	75.0	6.9	9.1	0	1	25	3/29	81.6	2	14	10	0	L	16-20
01/09	at Giants	S	18	9	120	50.0	6.7	13.3	0	0	40	3/21	71.5	2	3	3	0	W	22-7
<b>2021 TOTALS</b>		<b>16-15</b>	<b>494</b>	<b>321</b>	<b>3,419</b>	<b>65.0</b>	<b>6.9</b>	<b>10.7</b>	<b>20</b>	<b>15</b>	<b>73T</b>	<b>38/278</b>	<b>85.9</b>	<b>60</b>	<b>313</b>	<b>38</b>	<b>1</b>	<b>7-10</b>	



# DEMARCCO HELLAMS

ACTIVE / SAFETY

# 23



**Height:** 6-1

**DOB:** 6/5/2000 (age-24)

**Experience:** 2 Yrs

**With Falcons:** 2 Yrs

**Weight:** 203 lbs

**School:** Alabama

**Acquired:** D7a '23

**Hometown:** Washington, D.C.

## CAREER

- » Has appeared in 15 games (four starts), recording 32 tackles (20 solo), one tackle for loss and one quarterback hit.

## COLLEGE

- » Played four seasons (2019-22) at Alabama in Tuscaloosa, Ala.
- » Played in 54 games, recording 261 tackles (160 solo), 17 passes defended, 7.5 tackles for loss, four interceptions, 2.5 sacks, one forced fumble and one fumble recovery.
- » Started all 13 games as a senior in 2022, recording 108 tackles (67 solo), eight passes defended, three tackles for loss, one interception, one forced fumble, one fumble recovery and one sack.
- » Led Alabama and ranked sixth in the SEC in tackles with 108, including three for loss, and one sack.
- » Tied his career-best in tackles with 12, including a team-high nine solo stops against LSU.
- » In his junior campaign, he posted 87 tackles (55 solo), six passes defended, three interceptions and 2.5 tackles for loss in 15 games for the 2021 season.
- » Tied for the UA team lead and fifth in the SEC in interceptions with three in 2021.
- » In 2020 as a sophomore, he played in 13 games and

notched 62 tackles (36 solo), three passes defended, 1.5 tackles for loss and one sack.

- » Named Special Teams Player of the Week by coaches for his efforts against Missouri, Arkansas and Florida.
- » As a true freshman in 2019, he recorded four tackles (two solo), half a tackle for loss and half a sack.

## PERSONAL

- » Born and raised in Washington, D.C.
- » Attended DeMatha Catholic High School in Hyattsville, Md.
- » Recorded 78 receptions for 1,469 yards and 21 touchdowns as a senior.
- » Notched 12 interceptions—three of which he returned for touchdowns—along with 91 tackles at defensive back.
- » Contributed two touchdowns, two interceptions and a blocked punt for a safety in DeMatha's WCAC semifinal victory to help the Stags reach the WCAC championship game.
- » Unanimous four-star recruit by all major recruiting services.
- » Participated in Nike's "The Opening" Finals in Frisco, Texas in 2018.
- » Named Washington Post Metro Offensive Player of the Year.

## TRANSACTIONS

- » Selected by the Atlanta Falcons in the seventh round (224th overall) of the 2023 NFL Draft.

## DEMARCCO HELLAMS' NFL REGULAR SEASON DEFENSIVE STATISTICS

DATE	TEAM	GP	TACKLES										INTERCEPTIONS							FUMBLES							ST			MISC		
			GS	TK	S	A	TFL	YDS	SK	YDS	QBH	NO	YDS	LG	TD	PD	FF	FR	TD	YDS	TK	S	A	FF	FR	S	A					
2023	Falcons	15	4	32	20	12	1	1	0.0	0.0	1	0	0	0	0	0	0	0	0	0	0	8	5	3	0	0	0	0				
NFL TOTALS		15	4	32	20	12	1	1	0.0	0.0	1	0	0	0	0	0	0	0	0	0	8	5	3	0	0	0	0					


## DEMARCCO HELLAMS' SINGLE-GAME HIGHS: DEFENSIVE

- Total Tackles** 8 at Carolina Panthers, Dec 17, 2023  
7 vs. Indianapolis Colts, Dec 24, 2023  
7 vs. New Orleans Saints, Nov 26, 2023
- Solo Tackles** 6 at Chicago Bears, Dec 31, 2023  
5 vs. Indianapolis Colts, Dec 24, 2023  
4 vs. New Orleans Saints, Nov 26, 2023

- Special Teams Tackles** 2 vs. Tampa Bay Buccaneers, Dec 10, 2023  
2 at New York Jets, Dec 03, 2023  
...1 more at 2.

**DEMARCCO HELLAMS' 2023 GXG REGULAR-SEASON STATISTICS (FALCONS)**

DATE	OPPONENT	P/S	TACKLES							INTERCEPTIONS				FUMBLES				ST			MIS		SCORE					
			T	K	S	A	S	YD	TF	YD	QB	N	YD	L	T	P	F	F	T	YD	T	F		F	S	A	W/L	
09/10	Panthers	P	0	0	0	0	0.0	0	0	0	0	0	0	0	0	0	0	0	0	0	0	0	0	0	0	W	24-10	
09/17	Packers	P	0	0	0	0	0.0	0	0	0	0	0	0	0	0	0	0	0	0	0	0	0	0	0	0	W	25-24	
09/24	at Lions	P	0	0	0	0	0.0	0	0	0	0	0	0	0	0	0	0	0	0	0	0	0	0	0	0	L	6-20	
10/01	at Jaguars	P	0	0	0	0	0.0	0	0	0	0	0	0	0	0	0	0	0	0	0	1	0	1	0	0	0	L	7-23
10/08	Texans	P	0	0	0	0	0.0	0	0	0	0	0	0	0	0	0	0	0	0	0	1	0	1	0	0	0	W	21-19
10/15	Commanders	P	1	1	0	0	0.0	0	0	0	0	0	0	0	0	0	0	0	0	0	0	0	0	0	0	0	L	16-24
10/22	at Buccaneers	P	0	0	0	0	0.0	0	0	0	1	0	0	0	0	0	0	0	0	0	0	0	0	0	0	0	W	16-13
10/29	at Titans	P	0	0	0	0	0.0	0	0	0	0	0	0	0	0	0	0	0	0	0	0	0	0	0	0	0	L	23-28
11/05	Vikings		ON INACTIVE LIST																					L	28-31			
11/12	at Cardinals	P	0	0	0	0	0.0	0	0	0	0	0	0	0	0	0	0	0	0	0	2	1	1	0	0	0	L	23-25
11/26	Saints	P	7	4	3	0	0.0	0	0	0	0	0	0	0	0	0	0	0	0	0	0	0	0	0	0	0	W	24-15
12/03	at Jets	S	2	1	1	0	0.0	0	0	0	0	0	0	0	0	0	0	0	0	0	2	2	0	0	0	0	W	13-8
12/10	Buccaneers	P	1	0	1	0	0.0	0	0	0	0	0	0	0	0	0	0	0	0	0	2	2	0	0	0	0	L	25-29
12/17	at Panthers	S	8	3	5	0	0.0	0	0	0	0	0	0	0	0	0	0	0	0	0	0	0	0	0	0	0	L	7-9
12/24	Colts	S	7	5	2	0	0.0	1	1	0	0	0	0	0	0	0	0	0	0	0	0	0	0	0	0	0	W	29-10
12/31	at Bears	S	6	6	0	0	0.0	0	0	0	0	0	0	0	0	0	0	0	0	0	0	0	0	0	0	0	L	17-37
01/07	at Saints		ON INACTIVE LIST																					L	17-48			
2023 TOTALS		15-4	32	2	1	0	0.0	1	1	1	0	0	0	0	0	0	0	0	0	0	8	5	3	0	0	0	7-10	



# KYLE HINTON

ACTIVE / OFFENSIVE LINEMAN

# 68



**Height:** 6-2

**DOB:** 2/27/1998 (age-26)

**Experience:** 2 Yrs

**With Falcons:** 2 Yrs

**Weight:** 315 lbs

**School:** Washburn

**Acquired:** R/F-'23

**Hometown:** Peoria, Ariz.

## CAREER

- » Has appeared in 18 games (one start) since 2022 for the Vikings and Falcons.
- » Played in 16 games (one start at guard) in 2023, contributing on offense and special teams.
- » Spent three seasons (2020-22) as a member of the Minnesota Vikings practice squad.
- » Made NFL debut in Week 18 of 2022 as a reserve offensive lineman.

## COLLEGE

- » Played three seasons (2016-19) at Washburn University in Topeka, Kan.
- » Played in 40 games (34 starts) at left tackle for Washburn.
- » A four-time all-MIAA selection on the offensive line, earning all-region honors in 2018 and 2019.
- » Three-time All-American selection.

## TRANSACTIONS

- » Selected by the Minnesota Vikings in the seventh round (253rd overall) of the 2020 NFL Draft.
- » Waived by Minnesota on Sept. 5, 2020.
- » Signed to the Vikings practice squad on Sept. 6, 2020.
- » Signed to Minnesota's active roster on Dec. 29, 2020.
- » Waived by the Vikings on Aug. 31, 2021.
- » Signed to the Vikings practice squad on Sept. 1, 2021.
- » Signed by Minnesota on Jan. 12, 2022.
- » Waived by the Vikings on Aug. 30, 2022.
- » Signed to Minnesota's practice squad on Aug. 31, 2022.
- » Signed by the Atlanta Falcons on Jan. 18, 2023.

- » Named second team All-American in track and field, finishing ninth at the NCAA Indoor Championships.
- » Holds the school record in the weight throw and the top eight throws overall. He also holds the outdoor record in the discus and the top six marks in school history.
- » Invited to participate in the NFL Players Association Collegiate Bowl all-star game.

## PERSONAL

- » Born in Peoria, Ariz.
- » Attended Liberty High School (Peoria, Ariz.) where he was named MVP of the offensive line as a junior and the defensive line as a sophomore.
- » Named all-district in basketball and football as a junior.
- » Three-time academic all-district selection.
- » Son of Curt Hinton and Shonda Hightower-Hinton.
- » Majored in psychology.

## KYLE HINTON'S NFL REGULAR SEASON STATISTICS

DATE	TEAM	GP	GS
2023	Falcons	16	1
2022	Vikings	2	0
2021	Vikings	0	0
2020	Vikings	0	0
NFL TOTALS		18	1

### KYLE HINTON'S NFL POSTSEASON STATISTICS

DATE	TEAM	GP	GS
2022	Vikings	0	0
<b>NFL TOTALS</b>		<b>0</b>	<b>0</b>

### KYLE HINTON'S 2023 GXG REGULAR-SEASON STATISTICS (FALCONS)

DATE	OPPONENT	P/S		W/L	SCORE
09/10	Panthers	P		W	24-10
09/17	Packers	P		W	25-24
09/24	at Lions	P		L	6-20
10/01	at Jaguars	P		L	7-23
10/08	Texans	P		W	21-19
10/15	Commanders		ON INACTIVE LIST	L	16-24
10/22	at Buccaneers	P		W	16-13
10/29	at Titans	P		L	23-28
11/05	Vikings	P		L	28-31
11/12	at Cardinals	P		L	23-25
11/26	Saints	P		W	24-15
12/03	at Jets	P		W	13-8
12/10	Buccaneers	P		L	25-29
12/17	at Panthers	S		L	7-9
12/24	Colts	P		W	29-10
12/31	at Bears	P		L	17-37
01/07	at Saints	P		L	17-48
<b>2023 TOTALS</b>		<b>16-1</b>		<b>7-10</b>	

### KYLE HINTON'S 2022 GXG REGULAR-SEASON STATISTICS (VIKINGS)

DATE	OPPONENT	P/S		W/L	SCORE
09/11	Packers		DID NOT PLAY	W	23-7
09/19	at Eagles		DID NOT PLAY	L	7-24
09/25	Lions		DID NOT PLAY	W	28-24
10/02	at Saints		DID NOT PLAY	W	28-25
10/09	Bears		DID NOT PLAY	W	29-22
10/16	at Dolphins		DID NOT PLAY	W	24-16
10/30	Cardinals		DID NOT PLAY	W	34-26
11/06	at Commanders		DID NOT PLAY	W	20-17
11/13	at Bills		PRACTICE SQUAD	W	33-30+
11/20	Cowboys		PRACTICE SQUAD	L	3-40
11/24	Patriots		PRACTICE SQUAD	W	33-26
12/04	Jets		PRACTICE SQUAD	W	27-22
12/11	at Lions		PRACTICE SQUAD	L	23-34
12/17	Colts		PRACTICE SQUAD	W	39-36+
12/24	Giants		INACTIVE	W	27-24
01/01	at Packers	P		L	17-41
01/08	at Bears		PRACTICE SQUAD	W	29-13
<b>2022 TOTALS</b>		<b>1-0</b>		<b>13-4</b>	

+- Overtime




**KYLE HINTON'S 2021 GXG REGULAR-SEASON STATISTICS (VIKINGS)**

DATE	OPPONENT	P/S		W/L	SCORE
09/12	at Bengals		DID NOT PLAY	L	24-27+
09/19	at Cardinals		DID NOT PLAY	L	33-34
09/26	Seahawks		DID NOT PLAY	W	30-17
10/03	Browns		DID NOT PLAY	L	7-14
10/10	Lions		DID NOT PLAY	W	19-17
10/17	at Panthers		DID NOT PLAY	W	34-28+
10/31	Cowboys		DID NOT PLAY	L	16-20
11/07	at Ravens		DID NOT PLAY	L	31-34+
11/14	at Chargers		DID NOT PLAY	W	27-20
11/21	Packers		PRACTICE SQUAD	W	34-31
11/28	at 49ers		PRACTICE SQUAD	L	26-34
12/05	at Lions		PRACTICE SQUAD	L	27-29
12/09	Steelers		PRACTICE SQUAD	W	36-28
12/20	at Bears		RESERVE/COVID-19	W	17-9
12/26	Rams		RESERVE/COVID-19	L	23-30
01/02	at Packers		PRACTICE SQUAD	L	10-37
01/09	Bears		PRACTICE SQUAD	W	31-17
<b>2021 TOTALS</b>		<b>0-0</b>		<b>8-9</b>	

+ - Overtime

**KYLE HINTON'S 2022 GXG POSTSEASON STATISTICS (VIKINGS)**

DATE	OPPONENT	P/S		W/L	SCORE
01/15	Giants		PRACTICE SQUAD	L	24-31
<b>2022 TOTALS</b>		<b>0-0</b>		<b>0-1</b>	



# KHADARELL HODGE

ACTIVE / WIDE RECEIVER

# 12



**Height:** 6-2

**DOB:** 1/3/1995 (age-29)

**Experience:** Rookie

**With Falcons:** 3 Yrs

**Hometown:** D'Lo, Miss.

**Weight:** 208 lbs

**School:** Prairie View A&M

**Acquired:** FA-'24

**Pronunciation:** ka-DARE-uhl

## CAREER

- » Has seen action in 89 games (seven starts) totaling 57 receptions for 864 yards (15.2 avg.) and one touchdown.
- » Appeared in all 17 games (four starts), recording career-highs in receptions (14) and receiving yards (232). He also added four special teams tackles.
- » Played in all 17 games (one start), registering 202 receiving yards on 13 receptions (15.5 avg.) and one touchdown in 2022.
- » Recorded his first-career touchdown on a 25-yard reception in Week 10 vs. Carolina of the 2022 season.
- » Finished first on the team with nine special teams tackles (seven solo) in 2022.
- » Recorded 30 receptions for 430 yards (14.3 avg.) and 20 special teams tackles in four seasons for the Rams, Browns and Lions before being signed by the Falcons in the offseason.
- » Finished with 13 receptions for 157 yards (12.1 avg.) in 16 games (one start) for the Lions in 2021.
- » Talled a career-high 180 receiving yards on 11 receptions (16.4 avg.) in nine games for Cleveland in 2020.
- » Originally signed by the Los Angeles Rams following the 2018 NFL Draft and started the season on the Rams practice squad before appearing in 14 games as

a rookie in 2018.

## COLLEGE

- » Played for three seasons (2015-17) at Prairie View A&M in Prairie View, Texas after playing one season at Hinds Community College in Raymond, Miss., and transferring from Alcorn (Miss.) State.
- » Notched 104 receptions for 1,797 yards (17.3 avg.) and 21 touchdowns in 30 games for the Panthers.
- » Originally played quarterback at Alcorn State before transferring to Hinds Community College and transitioning to wide receiver.

## PERSONAL

- » Attended Mendenhall (Miss.) High School where he played quarterback.
- » Eclipsed 3,000 passing yards and 2,000 rushing yards during his junior and senior seasons combined and compiled 68 total touchdowns over the span.
- » Named to the Mississippi all-state second-team offense by the Clarion Ledger.
- » Named the 2013 Offensive MVP in the Benard Blackwell North/South All-Star Classic.
- » Son of Michelle Hodge.

## IN THE COMMUNITY

### GIVING BACK

- » Participated in Hometown Huddle where the entire team volunteered and cleaned Anderson Park in Atlanta.
- » Walked the runway at Fashion Play with Big Brothers Big Sisters of Atlanta.

## TRANSACTIONS

- » Originally signed by the Los Angeles Rams following the 2018 NFL Draft.
- » Waived by the Rams on Sept. 1, 2018.
- » Signed to the Rams practice squad on Sept. 2, 2018.
- » Signed to Los Angeles' active roster on Sept. 19, 2018.
- » Re-signed by the Rams as an exclusive rights free agent on April 15, 2019.
- » Waived by the Rams on Aug. 31, 2019.
- » Claimed off waivers by the Cleveland Browns on Sept. 1, 2019.
- » Re-signed by the Browns as an exclusive rights free agent on April 16, 2020.
- » Re-signed by the Browns as a restricted free agent on May 27, 2021.

- » Waived by the Browns on Aug. 31, 2021.
- » Claimed off waivers by the Detroit Lions on Sept. 1, 2021.
- » Signed by the Atlanta Falcons on March 25, 2022.
- » Re-signed by the Atlanta Falcons on April 11, 2023.
- » Re-signed by the Atlanta Falcons on March 14, 2024.

### KHADAREL HODGE'S NFL REGULAR SEASON RUSHING/RECEIVING STATISTICS

		RECEIVING							RUSHING				
DATE	TEAM	GP	GS	NO.	YDS.	AVG.	LG	TD	NO.	YDS.	AVG.	LG	TD
2023	Falcons	17	4	14	232	16.6	52	0	1	0	0.0	0	0
2022	Falcons	17	1	13	202	15.5	39	1	0	0	0.0	0	0
2021	Lions	16	1	13	157	12.1	42	0	0	0	0.0	0	0
2020	Browns	9	0	11	180	16.4	42	0	0	0	0.0	0	0
2019	Browns	16	1	4	76	19.0	41	0	0	0	0.0	0	0
2018	Rams	14	0	2	17	8.5	14	0	0	0	0.0	0	0
<b>NFL TOTALS</b>		<b>89</b>	<b>7</b>	<b>57</b>	<b>864</b>	<b>15.2</b>	<b>52</b>	<b>1</b>	<b>1</b>	<b>0</b>	<b>0.0</b>	<b>0</b>	<b>0</b>

### KHADAREL HODGE'S NFL POSTSEASON RUSHING/RECEIVING STATISTICS

		RECEIVING							RUSHING				
DATE	TEAM	GP	GS	NO.	YDS.	AVG.	LG	TD	NO.	YDS.	AVG.	LG	TD
2020	Browns	1	0	0	0	0.0	0	0	0	0	0.0	0	0
2018	Rams	3	0	0	0	0.0	0	0	0	0	0.0	0	0
<b>NFL TOTALS</b>		<b>4</b>	<b>0</b>	<b>0</b>	<b>0</b>	<b>0.0</b>	<b>0</b>	<b>0</b>	<b>0</b>	<b>0</b>	<b>0.0</b>	<b>0</b>	<b>0</b>

### KHADAREL HODGE'S NFL REGULAR SEASON RETURN STATISTICS

		KICKOFF RETURNS						PUNT RETURNS					
DATE	TEAM	RET.	YDS.	AVG.	LG	TD	NO.	FC	YDS.	AVG.	LG	TD	
2023	Falcons	0	0	0.0	0	0	0	0	0	0.0	0	0	
2022	Falcons	0	0	0.0	0	0	0	0	0	0.0	0	0	
2021	Lions	0	0	0.0	0	0	0	0	0	0.0	0	0	
2020	Browns	0	0	0.0	0	0	0	0	0	0.0	0	0	
2019	Browns	0	0	0.0	0	0	0	0	0	0.0	0	0	
2018	Rams	0	0	0.0	0	0	0	0	0	0.0	0	0	
<b>NFL TOTALS</b>		<b>0</b>	<b>0</b>	<b>0.0</b>	<b>0</b>	<b>0</b>	<b>0</b>	<b>0</b>	<b>0</b>	<b>0.0</b>	<b>0</b>	<b>0</b>	

### KHADAREL HODGE'S NFL POSTSEASON RETURN STATISTICS

		KICKOFF RETURNS						PUNT RETURNS					
DATE	TEAM	RET.	YDS.	AVG.	LG	TD	NO.	FC	YDS.	AVG.	LG	TD	
2020	Browns	0	0	0.0	0	0	0	0	0	0.0	0	0	
2018	Rams	0	0	0.0	0	0	0	0	0	0.0	0	0	
<b>NFL TOTALS</b>		<b>0</b>	<b>0</b>	<b>0.0</b>	<b>0</b>	<b>0</b>	<b>0</b>	<b>0</b>	<b>0</b>	<b>0.0</b>	<b>0</b>	<b>0</b>	

### KHADAREL HODGE'S NFL REGULAR SEASON DEFENSIVE STATISTICS

		TACKLES							INTERCEPTIONS					FUMBLES				ST			MISC							
DATE	TEAM	GP	GS	TK	S	A	TFL	YDS	SK	YDS	QBH	NO	YDS	LG	TD	PD	FF	FR	TD	YDS	TK	S	A	FF	FR	S	A	
2023	Falcons	17	4	0	0	0	0	0.0	0.0	0	0	0	0	0	0	0	2	0	0	0	4	3	1	0	0	0	1	0
2022	Falcons	17	1	0	0	0	0	0.0	0.0	0	0	0	0	0	0	0	0	0	0	0	9	7	2	0	0	0	0	0
2021	Lions	16	1	0	0	0	0	0.0	0.0	0	0	0	0	0	0	0	0	0	0	0	3	3	0	0	0	2	0	0
2020	Browns	9	0	0	0	0	0	0.0	0.0	0	0	0	0	0	0	0	0	0	0	0	1	1	0	0	0	2	0	0
2019	Browns	16	1	1	0	1	0	0.0	0.0	0	0	0	0	0	0	0	0	0	0	0	12	10	2	0	0	0	0	0
2018	Rams	14	0	1	1	0	0	0.0	0.0	0	0	0	0	0	0	0	0	0	0	0	4	3	1	0	0	0	0	0
<b>NFL TOTALS</b>		<b>89</b>	<b>7</b>	<b>2</b>	<b>1</b>	<b>1</b>	<b>0</b>	<b>0</b>	<b>0.0</b>	<b>0.0</b>	<b>0</b>	<b>0</b>	<b>0</b>	<b>0</b>	<b>0</b>	<b>0</b>	<b>2</b>	<b>0</b>	<b>0</b>	<b>0</b>	<b>33</b>	<b>27</b>	<b>6</b>	<b>0</b>	<b>0</b>	<b>0</b>	<b>5</b>	<b>0</b>

## KHADAREL HODGE'S NFL POSTSEASON DEFENSIVE STATISTICS

DATE	TEAM	GP	TACKLES							INTERCEPTIONS							FUMBLES					ST			MISC		
			GS	TK	S	A	TFL	YDS	SK	YDS	QBH	NO	YDS	LG	TD	PD	FF	FR	TD	YDS	TK	S	A	FF	FR	S	A
2020	Browns	1	0	0	0	0	0	0	0.0	0.0	0	0	0	0	0	0	0	0	0	0	0	0	0	0	0	0	0
2018	Rams	3	0	0	0	0	0	0	0.0	0.0	0	0	0	0	0	0	0	0	0	1	1	0	0	0	0	0	
<b>NFL TOTALS</b>		<b>4</b>	<b>0</b>	<b>0</b>	<b>0</b>	<b>0</b>	<b>0</b>	<b>0.0</b>	<b>0.0</b>	<b>0</b>	<b>0</b>	<b>0</b>	<b>0</b>	<b>0</b>	<b>0</b>	<b>0</b>	<b>0</b>	<b>0</b>	<b>1</b>	<b>1</b>	<b>0</b>	<b>0</b>	<b>0</b>	<b>0</b>	<b>0</b>		

### KHADAREL HODGE'S SINGLE-GAME HIGHS: RUSHING/RECEIVING

<p><b>Rush Attempts</b> 1 vs. Houston Texans, Oct 08, 2023</p> <p><b>Receptions</b> 5 at Seattle Seahawks, Jan 02, 2022 3 vs. Minnesota Vikings, Nov 05, 2023 3 at Tennessee Titans, Oct 29, 2023 ...4 more at 3.</p> <p><b>Receiving Yards</b> 76 at Seattle Seahawks, Jan 02, 2022 75 at Tennessee Titans, Oct 29, 2023 73 vs. Philadelphia Eagles, Nov 22, 2020</p> <p><b>Receiving Average</b> 25.0 at Tennessee Titans, Oct 29, 2023 24.3 vs. Philadelphia Eagles, Nov 22, 2020 20.0 vs. Minnesota Vikings, Nov 05, 2023</p> <p><b>Longest Receptions</b> 52 at Tennessee Titans, Oct 29, 2023 42 at Seattle Seahawks, Jan 02, 2022 42 vs. Philadelphia Eagles, Nov 22, 2020</p>	<p><b>Receiving TDs</b> 1 at Carolina Panthers, Nov 10, 2022</p> <p><b>All-Purpose Yards</b> 76 at Seattle Seahawks, Jan 02, 2022 75 at Tennessee Titans, Oct 29, 2023 73 vs. Philadelphia Eagles, Nov 22, 2020</p> <p><b>Special Teams Tackles</b> 3 vs. Cincinnati Bengals, Dec 08, 2019 2 at New Orleans Saints, Dec 18, 2022 ...3 more at 2.</p> <p><b>Most TDs</b> 1 at Carolina Panthers, Nov 10, 2022</p> <p><b>Miscellaneous Tackles</b> 2 at Seattle Seahawks, Jan 02, 2022 1 at Chicago Bears, Dec 31, 2023 1 vs. Cincinnati Bengals, Sep 17, 2020 ...1 more at 1.</p>
---	--

### KHADAREL HODGE'S SINGLE-GAME HIGHS - POSTSEASON: RUSHING/RECEIVING

**Special Teams Tackles** 1 at New Orleans Saints, Jan 20, 2019

## KHADAREL HODGE'S 2023 6X6 REGULAR-SEASON STATISTICS (FALCONS)

DATE	OPPONENT	P/S	RECEIVING					RUSHING					W/L	SCORE
			NO.	YDS.	AVG.	LG	TD	NO.	YDS.	AVG.	LG	TD		
09/10	Panthers	P	0	0	0.0	0	0	0	0	0.0	0	0	W	24-10
09/17	Packers	P	0	0	0.0	0	0	0	0	0.0	0	0	W	25-24
09/24	at Lions	P	1	15	15.0	15	0	0	0	0.0	0	0	L	6-20
10/01	at Jaguars	P	2	19	9.5	10	0	0	0	0.0	0	0	L	7-23
10/08	Texans	P	1	11	11.0	11	0	1	0	0.0	0	0	W	21-19
10/15	Commanders	S	0	0	0.0	0	0	0	0	0.0	0	0	L	16-24
10/22	at Buccaneers	S	1	19	19.0	19	0	0	0	0.0	0	0	W	16-13
10/29	at Titans	P	3	75	25.0	52	0	0	0	0.0	0	0	L	23-28
11/05	Vikings	P	3	60	20.0	31	0	0	0	0.0	0	0	L	28-31
11/12	at Cardinals	P	0	0	0.0	0	0	0	0	0.0	0	0	L	23-25
11/26	Saints	P	0	0	0.0	0	0	0	0	0.0	0	0	W	24-15
12/03	at Jets	P	0	0	0.0	0	0	0	0	0.0	0	0	W	13-8
12/10	Buccaneers	S	1	18	18.0	18	0	0	0	0.0	0	0	L	25-29
12/17	at Panthers	P	1	10	10.0	10	0	0	0	0.0	0	0	L	7-9
12/24	Colts	P	1	5	5.0	5	0	0	0	0.0	0	0	W	29-10
12/31	at Bears	S	0	0	0.0	0	0	0	0	0.0	0	0	L	17-37
01/07	at Saints	P	0	0	0.0	0	0	0	0	0.0	0	0	L	17-48
<b>2023 TOTALS</b>		<b>17-4</b>	<b>14</b>	<b>232</b>	<b>16.6</b>	<b>52</b>	<b>0</b>	<b>1</b>	<b>0</b>	<b>0.0</b>	<b>0</b>	<b>0</b>	<b>7-10</b>	

### KHADAREL HODGE'S 2022 GXG REGULAR-SEASON STATISTICS (FALCONS)

DATE	OPPONENT	P/S	RECEIVING					RUSHING					W/L	SCORE
			NO.	YDS.	AVG.	LG	TD	NO.	YDS.	AVG.	LG	TD		
09/11	Saints	S	3	38	12.7	18	0	0	0	0.0	0	0	L	26-27
09/18	at Rams	P	2	57	28.5	39	0	0	0	0.0	0	0	L	27-31
09/25	at Seahawks	P	0	0	0.0	0	0	0	0	0.0	0	0	W	27-23
10/02	Browns	P	0	0	0.0	0	0	0	0	0.0	0	0	W	23-20
10/09	at Buccaneers	P	3	33	11.0	13	0	0	0	0.0	0	0	L	15-21
10/16	49ers	P	0	0	0.0	0	0	0	0	0.0	0	0	W	28-14
10/23	at Bengals	P	0	0	0.0	0	0	0	0	0.0	0	0	L	17-35
10/30	Panthers	P	0	0	0.0	0	0	0	0	0.0	0	0	W	37-34+
11/06	Chargers	P	1	19	19.0	19	0	0	0	0.0	0	0	L	17-20
11/10	at Panthers	P	2	37	18.5	25t	1	0	0	0.0	0	0	L	15-25
11/20	Bears	P	1	13	13.0	13	0	0	0	0.0	0	0	W	27-24
11/27	at Commanders	P	0	0	0.0	0	0	0	0	0.0	0	0	L	13-19
12/04	Steelers	P	0	0	0.0	0	0	0	0	0.0	0	0	L	16-19
12/18	at Saints	P	0	0	0.0	0	0	0	0	0.0	0	0	L	18-21
12/24	at Ravens	P	0	0	0.0	0	0	0	0	0.0	0	0	L	9-17
01/01	Cardinals	P	1	5	5.0	5	0	0	0	0.0	0	0	W	20-19
01/08	Buccaneers	P	0	0	0.0	0	0	0	0	0.0	0	0	W	30-17
<b>2022 TOTALS</b>		<b>17-1</b>	<b>13</b>	<b>202</b>	<b>15.5</b>	<b>39</b>	<b>1</b>	<b>0</b>	<b>0</b>	<b>0.0</b>	<b>0</b>	<b>0</b>	<b>7-10</b>	

+- Overtime

### KHADAREL HODGE'S 2021 GXG REGULAR-SEASON STATISTICS (LIONS)

DATE	OPPONENT	P/S	RECEIVING					RUSHING					W/L/T	SCORE
			NO.	YDS.	AVG.	LG	TD	NO.	YDS.	AVG.	LG	TD		
09/12	49ers		ON INACTIVE LIST										L	33-41
09/20	at Packers	P	0	0	0.0	0	0	0	0	0.0	0	0	L	17-35
09/26	Ravens	P	1	9	9.0	9	0	0	0	0.0	0	0	L	17-19
10/03	at Bears	P	1	13	13.0	13	0	0	0	0.0	0	0	L	14-24
10/10	at Vikings	P	1	17	17.0	17	0	0	0	0.0	0	0	L	17-19
10/17	Bengals	S	2	9	4.5	7	0	0	0	0.0	0	0	L	11-34
10/24	at Rams	P	1	3	3.0	3	0	0	0	0.0	0	0	L	19-28
10/31	Eagles	P	0	0	0.0	0	0	0	0	0.0	0	0	L	6-44
11/14	at Steelers	P	0	0	0.0	0	0	0	0	0.0	0	0	T	16-16
11/21	at Browns	P	0	0	0.0	0	0	0	0	0.0	0	0	L	10-13
11/25	Bears	P	0	0	0.0	0	0	0	0	0.0	0	0	L	14-16
12/05	Vikings	P	1	9	9.0	9	0	0	0	0.0	0	0	W	29-27
12/12	at Broncos	P	0	0	0.0	0	0	0	0	0.0	0	0	L	10-38
12/19	Cardinals	P	0	0	0.0	0	0	0	0	0.0	0	0	W	30-12
12/26	at Falcons	P	1	21	21.0	21	0	0	0	0.0	0	0	L	16-20
01/02	at Seahawks	P	5	76	15.2	42	0	0	0	0.0	0	0	L	29-51
01/09	Packers	P	0	0	0.0	0	0	0	0	0.0	0	0	W	37-30
<b>2021 TOTALS</b>		<b>16-1</b>	<b>13</b>	<b>157</b>	<b>12.1</b>	<b>42</b>	<b>0</b>	<b>0</b>	<b>0</b>	<b>0.0</b>	<b>0</b>	<b>0</b>	<b>3-13-1</b>	

### KHADAREL HODGE'S 2023 GXG REGULAR-SEASON STATISTICS (FALCONS)

DATE	OPPONENT	P/S	TACKLES					INTERCEPTIONS					FUMBLES			ST		MISC		SCORE							
			TK	S	A	SK	YDS	TFL	YDS	QBH	NO	YDS	LG	TD	PD	FF	FR	TD	YDS		TK	S	A	FF	FR	S	A
09/10	Panthers	P	0	0	0	0	0	0	0	0	0	0	0	0	0	0	0	0	0	0	0	0	0	0	0	W	24-10
09/17	Packers	P	0	0	0	0	0	0	0	0	0	0	0	0	0	0	0	0	0	0	0	0	0	0	0	W	25-24
09/24	at Lions	P	0	0	0	0	0	0	0	0	0	0	0	0	0	0	0	0	0	0	0	0	0	0	0	L	6-20
10/01	at Jaguars	P	0	0	0	0	0	0	0	0	0	0	0	0	0	0	0	0	0	0	0	0	0	0	0	L	7-23
10/08	Texans	P	0	0	0	0	0	0	0	0	0	0	0	0	0	1	0	0	0	0	0	0	0	0	0	W	21-19
10/15	Commanders	S	0	0	0	0	0	0	0	0	0	0	0	0	0	0	0	0	0	0	0	0	0	0	0	L	16-24
10/22	at Buccaneers	S	0	0	0	0	0	0	0	0	0	0	0	0	0	0	0	0	0	0	0	0	0	0	0	W	16-13
10/29	at Titans	P	0	0	0	0	0	0	0	0	0	0	0	0	0	0	0	0	0	0	0	0	0	0	0	L	23-28
11/05	Vikings	P	0	0	0	0	0	0	0	0	0	0	0	0	0	0	0	0	0	0	0	0	0	0	0	L	28-31
11/12	at Cardinals	P	0	0	0	0	0	0	0	0	0	0	0	0	0	0	0	0	0	0	0	0	0	0	0	L	23-25
11/26	Saints	P	0	0	0	0	0	0	0	0	0	0	0	0	0	0	0	0	0	0	0	0	0	0	0	W	24-15
12/03	at Jets	P	0	0	0	0	0	0	0	0	0	0	0	0	0	0	0	0	0	0	0	0	0	0	0	W	13-8
12/10	Buccaneers	S	0	0	0	0	0	0	0	0	0	0	0	0	0	0	0	0	0	0	0	0	0	0	0	L	25-29
12/17	at Panthers	P	0	0	0	0	0	0	0	0	0	0	0	0	0	1	0	0	0	0	0	0	0	0	0	L	7-9
12/24	Colts	P	0	0	0	0	0	0	0	0	0	0	0	0	0	0	0	0	0	0	0	0	0	0	0	W	29-10
12/31	at Bears	S	0	0	0	0	0	0	0	0	0	0	0	0	0	0	0	0	0	0	0	0	0	1	0	L	17-37
01/07	at Saints	P	0	0	0	0	0	0	0	0	0	0	0	0	0	0	0	0	0	0	0	0	0	0	0	L	17-48
<b>2023 TOTALS</b>		<b>17-4</b>	<b>0</b>	<b>0</b>	<b>0</b>	<b>0</b>	<b>0</b>	<b>0</b>	<b>0</b>	<b>0</b>	<b>0</b>	<b>0</b>	<b>0</b>	<b>0</b>	<b>0</b>	<b>2</b>	<b>0</b>	<b>0</b>	<b>0</b>	<b>4</b>	<b>3</b>	<b>1</b>	<b>0</b>	<b>0</b>	<b>1</b>	<b>0</b>	<b>7-10</b>

### KHADAREL HODGE'S 2022 GXG REGULAR-SEASON STATISTICS (FALCONS)

DATE	OPPONENT	P/S	TACKLES					INTERCEPTIONS					FUMBLES			ST		MISC		SCORE							
			TK	S	A	SK	YDS	TFL	YDS	QBH	NO	YDS	LG	TD	PD	FF	FR	TD	YDS		TK	S	A	FF	FR	S	A
09/11	Saints	S	0	0	0	0	0	0	0	0	0	0	0	0	0	0	0	0	0	0	0	0	0	0	0	L	26-27
09/18	at Rams	P	0	0	0	0	0	0	0	0	0	0	0	0	0	0	0	0	0	0	0	0	0	0	0	L	27-31
09/25	at Seahawks	P	0	0	0	0	0	0	0	0	0	0	0	0	0	0	0	0	0	0	0	0	0	0	0	W	27-23
10/02	Browns	P	0	0	0	0	0	0	0	0	0	0	0	0	0	0	0	0	0	0	0	0	0	0	0	W	23-20
10/09	at Buccaneers	P	0	0	0	0	0	0	0	0	0	0	0	0	0	0	0	0	0	0	0	0	0	0	0	L	15-21
10/16	49ers	P	0	0	0	0	0	0	0	0	0	0	0	0	0	0	0	0	0	0	0	0	0	0	0	W	28-14
10/23	at Bengals	P	0	0	0	0	0	0	0	0	0	0	0	0	0	0	0	0	0	0	0	0	0	0	0	L	17-35
10/30	Panthers	P	0	0	0	0	0	0	0	0	0	0	0	0	0	0	0	0	0	0	0	0	0	0	0	W	37-34+
11/06	Chargers	P	0	0	0	0	0	0	0	0	0	0	0	0	0	0	0	0	0	0	0	0	0	0	0	L	17-20
11/10	at Panthers	P	0	0	0	0	0	0	0	0	0	0	0	0	0	0	0	0	0	0	0	0	0	0	0	L	15-25
11/20	Bears	P	0	0	0	0	0	0	0	0	0	0	0	0	0	0	0	0	0	0	0	0	0	0	0	W	27-24
11/27	at Commanders	P	0	0	0	0	0	0	0	0	0	0	0	0	0	0	0	0	0	0	0	0	0	0	0	L	13-19
12/04	Steelers	P	0	0	0	0	0	0	0	0	0	0	0	0	0	0	0	0	0	0	0	0	0	0	0	L	16-19
12/18	at Saints	P	0	0	0	0	0	0	0	0	0	0	0	0	0	0	0	0	0	0	0	0	0	0	0	L	18-21
12/24	at Ravens	P	0	0	0	0	0	0	0	0	0	0	0	0	0	0	0	0	0	0	0	0	0	0	0	L	9-17
01/01	Cardinals	P	0	0	0	0	0	0	0	0	0	0	0	0	0	0	0	0	0	0	0	0	0	0	0	W	20-19
01/08	Buccaneers	P	0	0	0	0	0	0	0	0	0	0	0	0	0	0	0	0	0	0	0	0	0	0	0	W	30-17
<b>2022 TOTALS</b>		<b>17-1</b>	<b>0</b>	<b>0</b>	<b>0</b>	<b>0</b>	<b>0</b>	<b>0</b>	<b>0</b>	<b>0</b>	<b>0</b>	<b>0</b>	<b>0</b>	<b>0</b>	<b>0</b>	<b>0</b>	<b>0</b>	<b>0</b>	<b>0</b>	<b>9</b>	<b>7</b>	<b>2</b>	<b>0</b>	<b>0</b>	<b>0</b>	<b>0</b>	<b>7-10</b>

+- Overtime

## KHADAREL HODGE'S 2021 GXG REGULAR-SEASON STATISTICS (LIONS)

DATE	OPPONENT	P/S	TACKLES							INTERCEPTIONS				FUMBLES			ST		MISC		W/L	SCORE					
			TK	S	A	SK	YDS	TFL	YDS	QBH	NO	YDS	LG	TD	PD	FF	FR	TD	YDS	TK			S	A	FF	FR	S
09/12	49ers		ON INACTIVE LIST																							L	33-41
09/20	at Packers	P	0	0	0	0	0	0	0	0	0	0	0	0	0	0	0	0	0	0	0	0	0	0	0	L	17-35
09/26	Ravens	P	0	0	0	0	0	0	0	0	0	0	0	0	0	0	0	0	0	0	0	0	0	0	0	L	17-19
10/03	at Bears	P	0	0	0	0	0	0	0	0	0	0	0	0	0	0	0	0	0	0	0	0	0	0	0	L	14-24
10/10	at Vikings	P	0	0	0	0	0	0	0	0	0	0	0	0	0	0	0	0	0	0	0	0	0	0	0	L	17-19
10/17	Bengals	S	0	0	0	0	0	0	0	0	0	0	0	0	0	0	0	0	0	0	0	0	0	0	0	L	11-34
10/24	at Rams	P	0	0	0	0	0	0	0	0	0	0	0	0	0	0	0	0	0	0	0	0	0	0	0	L	19-28
10/31	Eagles	P	0	0	0	0	0	0	0	0	0	0	0	0	0	0	0	0	0	0	0	0	0	0	0	L	6-44
11/14	at Steelers	P	0	0	0	0	0	0	0	0	0	0	0	0	0	0	0	0	0	0	0	0	0	0	0	T	16-16
11/21	at Browns	P	0	0	0	0	0	0	0	0	0	0	0	0	0	0	0	0	0	0	0	0	0	0	0	L	10-13
11/25	Bears	P	0	0	0	0	0	0	0	0	0	0	0	0	0	0	0	0	0	0	0	0	0	0	0	L	14-16
12/05	Vikings	P	0	0	0	0	0	0	0	0	0	0	0	0	0	0	0	0	0	0	0	0	0	0	0	W	29-27
12/12	at Broncos	P	0	0	0	0	0	0	0	0	0	0	0	0	0	0	0	0	0	0	0	0	0	0	0	L	10-38
12/19	Cardinals	P	0	0	0	0	0	0	0	0	0	0	0	0	0	0	0	0	0	0	0	0	0	0	0	W	30-12
12/26	at Falcons	P	0	0	0	0	0	0	0	0	0	0	0	0	0	0	0	0	0	0	0	0	0	0	0	L	16-20
01/02	at Seahawks	P	0	0	0	0	0	0	0	0	0	0	0	0	0	0	0	0	0	0	0	0	0	0	2	L	29-51
01/09	Packers	P	0	0	0	0	0	0	0	0	0	0	0	0	0	0	0	0	0	0	0	0	0	0	0	W	37-30
2021 TOTALS		16-1	0	0	0	0	0	0	0	0	0	0	0	0	0	0	0	0	0	0	0	0	0	0	0	3-13-1	





# MIKE HUGHES

ACTIVE / CORNERBACK

# 21



**Height:** 5-10

**DOB:** 2/11/1997 (age-27)

**Experience:** 7 Yrs

**With Falcons:** 2 Yrs

**Weight:** 191 lbs

**School:** UCF

**Acquired:** FA-'23

**Hometown:** New Bern, N.C.

## CAREER

- » Has played in 72 games (22 starts) tallying 191 tackles (148 solo), 21 passes defended, three interceptions, seven tackles for loss, six forced fumbles, one fumble recovery, two quarterback hits and one defensive touchdown.

He has also registered eight tackles, three fumble recoveries and one forced fumble on special teams in five seasons for the Vikings, Chiefs, Lions and Falcons.

### Atlanta Falcons

- » Appeared in 15 games (four starts), recording 21 tackles (14 solo), two tackles for loss and one pass defense.

### Detroit Lions

- » Appeared in 16 games, recording a single-season career-high 48 tackles (32 solo), three tackles for loss, two quarterback hits and one pass defended while adding three special teams tackles last season for the Lions.

### Kansas City Chiefs

- » In 2021, he appeared in 17 games (five starts) for the Chiefs, posting 45 tackles (38 solo), six passes defended, a single-season career-high four forced fumbles, one fumble recovery, one interception and one defensive touchdown while adding two special teams tackles.

### Minnesota Vikings

- » In three seasons with the Vikings (2018-20), he played in 24 games (seven starts), recording 77 tackles (64 solo), 13 passes defended, two interceptions, two forced fumbles, two tackles for loss and one touchdown. He also added three special teams tackles, three fumble recoveries and one forced fumble on special teams.
- » Coached by current Falcons Assistant Head Coach/Defense and former Vikings Defensive Coordinator, Jerry Gray in 2018-19.

## TRANSACTIONS

- » Originally drafted by the Minnesota Vikings in the first round (30th overall) of the 2018 NFL Draft.
- » Traded to the Kansas City Chiefs on May 13, 2021.
- » Signed by the Detroit Lions on March 23, 2022.
- » Signed by the Atlanta Falcons on March 20, 2023.

## HONORS

- » AFC Defensive Player of the Week: 2021 (Week 14).

## COLLEGE

- » Played three seasons of college football at UCF (2017), Garden City (Kan.) Community College (2016) and North Carolina (2015).
- » Played in 13 games at UCF in 2017, totaling 49 tackles (37 solo), four interceptions, 11 passes defended, one forced fumble and four total touchdowns. As a kick returner for the Golden Knights, he ranked third in the nation in kickoff return average (31.7) and seventh in kickoff return touchdowns (two).
- » Earned First-Team All-American Athletic Conference honors at cornerback and Second-Team as a return specialist. Also named Second-Team All-American by the Football Writers of America as a kick returner.
- » Appeared in 11 games at Garden City Community College and made 47 tackles and two interceptions alongside two punt return touchdowns en route to a junior college national championship title.
- » Named National Junior College Athletic Association First-Team All-American and Jayhawk Conference Defensive Player of the Year.
- » Played in 11 games as a true freshman at North Carolina in 2015 and tallied 11 tackles (10 solo) and three pass defenses.

## PERSONAL

- » Attended New Bern High School in New Bern, NC.
- » Played quarterback at New Bern (N.C.) High School and led the team to a 16-0 record and a 4A state title as the game's MVP.
- » Earned First-Team All-State honors by the Associated Press after throwing for 1,537 passing yards and 1,724 rushing with a combined 41 touchdowns, also contributing as the team's punter.
- » Son of Marcus and Tashida Jones.

## MIKE HUGHES' NFL REGULAR SEASON DEFENSIVE STATISTICS

DATE	TEAM	GP	TACKLES										INTERCEPTIONS						FUMBLES						ST			MISC		
			GS	TK	S	A	TFL	YDS	SK	YDS	QBH	NO	YDS	LG	TD	PD	FF	FR	TD	YDS	TK	S	A	FF	FR	S	A			
2023	Falcons	15	4	21	14	7	2	2	0.0	0.0	0	0	0	0	1	0	0	0	0	0	0	0	0	0	0	0	0			
2022	Lions	16	6	48	32	16	3	7	0.0	0.0	2	0	0	0	1	0	0	0	0	3	3	0	0	0	0	0				
2021	Chiefs	17	5	45	38	7	0	0	0.0	0.0	0	1	0	0	6	4	1	1	23	2	2	0	0	0	0	0				
2020	Vikings	4	2	13	9	4	0	0	0.0	0.0	0	0	0	0	1	0	0	0	0	0	0	0	0	0	0	0				
2019	Vikings	14	3	43	37	6	1	1	0.0	0.0	0	1	0	0	9	1	0	0	2	2	0	1	2	0	0	0				
2018	Vikings	6	2	21	18	3	1	0	0.0	0.0	0	1	28	28t	1	3	1	0	0	1	1	0	1	0	0	0				
<b>NFL TOTALS</b>		<b>72</b>	<b>22</b>	<b>191</b>	<b>148</b>	<b>43</b>	<b>7</b>	<b>10</b>	<b>0.0</b>	<b>0.0</b>	<b>2</b>	<b>3</b>	<b>28</b>	<b>28T</b>	<b>1</b>	<b>21</b>	<b>6</b>	<b>1</b>	<b>1</b>	<b>23</b>	<b>8</b>	<b>8</b>	<b>0</b>	<b>1</b>	<b>3</b>	<b>0</b>				

## MIKE HUGHES' NFL POSTSEASON DEFENSIVE STATISTICS

DATE	TEAM	GP	TACKLES										INTERCEPTIONS						FUMBLES						ST			MISC		
			GS	TK	S	A	TFL	YDS	SK	YDS	QBH	NO	YDS	LG	TD	PD	FF	FR	TD	YDS	TK	S	A	FF	FR	S	A			
2021	Chiefs	3	1	4	3	1	0	0	0.0	0.0	0	0	0	0	0	0	0	0	0	1	0	1	0	0	0	0				
2019	Vikings	0	0	0	0	0	0	0	0.0	0.0	0	0	0	0	0	0	0	0	0	0	0	0	0	0	0	0				
<b>NFL TOTALS</b>		<b>3</b>	<b>1</b>	<b>4</b>	<b>3</b>	<b>1</b>	<b>0</b>	<b>0</b>	<b>0.0</b>	<b>0.0</b>	<b>0</b>	<b>0</b>	<b>0</b>	<b>0</b>	<b>0</b>	<b>0</b>	<b>0</b>	<b>0</b>	<b>0</b>	<b>1</b>	<b>0</b>	<b>1</b>	<b>0</b>	<b>0</b>	<b>0</b>					

### MIKE HUGHES' SINGLE-GAME HIGHS: DEFENSIVE

<p><b>Total Tackles</b> 10 at Philadelphia Eagles, Oct 03, 2021 9 vs. Las Vegas Raiders, Dec 12, 2021 8 vs. Washington Commanders, Sep 18, 2022</p> <p><b>Solo Tackles</b> 9 at Philadelphia Eagles, Oct 03, 2021 8 vs. Las Vegas Raiders, Dec 12, 2021 7 at Dallas Cowboys, Nov 10, 2019 ...1 more at 7.</p> <p><b>Passes Defensed</b> 3 at New York Giants, Oct 06, 2019 3 vs. San Francisco 49ers, Sep 09, 2018 2 at Los Angeles Chargers, Dec 15, 2019 ...1 more at 2.</p> <p><b>Forced Fumbles</b> 2 vs. Las Vegas Raiders, Dec 12, 2021 1 at Philadelphia Eagles, Oct 03, 2021 1 at Baltimore Ravens, Sep 19, 2021 ...2 more at 1.</p> <p><b>Fumble Recoveries</b> 1 vs. Las Vegas Raiders, Dec 12, 2021</p> <p><b>Tackles For Loss</b> 2 vs. Minnesota Vikings, Dec 11, 2022 1 at New Orleans Saints, Jan 07, 2024 1 at Carolina Panthers, Dec 17, 2023 ...3 more at 1.</p>	<p><b>Interceptions</b> 1 vs. Cleveland Browns, Sep 12, 2021 1 at Los Angeles Chargers, Dec 15, 2019 ...1 more at 1.</p> <p><b>Interception Return Yards</b> 28 vs. San Francisco 49ers, Sep 09, 2018</p> <p><b>Special Teams Tackles</b> 2 at Kansas City Chiefs, Nov 03, 2019 1 at Minnesota Vikings, Sep 25, 2022 1 vs. Philadelphia Eagles, Sep 11, 2022 ...3 more at 1.</p> <p><b>Special Teams Forced Fumbles</b> 1 at Kansas City Chiefs, Nov 03, 2019</p> <p><b>Special Teams Fumble Recoveries</b> 1 vs. Denver Broncos, Nov 17, 2019 1 at Kansas City Chiefs, Nov 03, 2019 ...1 more at 1.</p> <p><b>Longest Opp Fumble Return</b> 23 vs. Las Vegas Raiders, Dec 12, 2021</p>	
--	---	--

### MIKE HUGHES' SINGLE-GAME HIGHS - POSTSEASON: DEFENSIVE

<p><b>Total Tackles</b> 2 vs. Buffalo Bills, Jan 23, 2022</p> <p><b>Solo Tackles</b> 2 vs. Pittsburgh Steelers, Jan 16, 2022 1 vs. Buffalo Bills, Jan 23, 2022</p>	<p><b>Special Teams Tackles</b> 1 vs. Cincinnati Bengals, Jan 30, 2022</p>	
--	--	--

## MIKE HUGHES' 2023 GXC REGULAR-SEASON STATISTICS (FALCONS)

		TACKLES							INTERCEPTIONS				FUMBLES			ST		MIS									
DATE	OPPONENT	P/S	T		YD		TF	YD	QB	N	YD	L	T	P	F	F	T	YD	T	F	F	S	A	W/L	SCORE		
			K	S	ASK	S	L	S	H		O	S	G	D		D	R	D		S	K		SAF			R	S
09/10	Panthers		ON INACTIVE LIST																							W	24-10
09/17	Packers	P	0	0	0	0.0	0.0	0	0	0	0	0	0	0	0	0	0	0	0	0	0	0	0	0	W	25-24	
09/24	at Lions	P	0	0	0	0.0	0.0	0	0	0	0	0	0	0	0	0	0	0	0	0	0	0	0	0	L	6-20	
10/01	at Jaguars	P	5	3	2	0.0	0.0	0	0	0	0	0	0	0	0	0	0	0	0	0	0	0	0	0	L	7-23	
10/08	Texans	P	1	1	0	0.0	0.0	0	0	0	0	0	0	0	0	0	0	0	0	0	0	0	0	0	W	21-19	
10/15	Commanders	P	0	0	0	0.0	0.0	0	0	0	0	0	0	0	0	0	0	0	0	0	0	0	0	0	L	16-24	
10/22	at Buccaneers	P	0	0	0	0.0	0.0	0	0	0	0	0	0	0	0	0	0	0	0	0	0	0	0	0	W	16-13	
10/29	at Titans	P	1	0	1	0.0	0.0	0	0	0	0	0	0	0	0	0	0	0	0	0	0	0	0	0	L	23-28	
11/05	Vikings	P	0	0	0	0.0	0.0	0	0	0	0	0	0	0	0	0	0	0	0	0	0	0	0	0	L	28-31	
11/12	at Cardinals	P	1	0	1	0.0	0.0	0	0	0	0	0	0	0	0	0	0	0	0	0	0	0	0	0	L	23-25	
11/26	Saints	S	2	1	1	0.0	0.0	0	0	0	0	0	0	0	0	0	0	0	0	0	0	0	0	0	W	24-15	
12/03	at Jets		ON INACTIVE LIST																							W	13-8
12/10	Buccaneers	P	1	1	0	0.0	0.0	0	0	0	0	0	0	0	0	0	0	0	0	0	0	0	0	0	L	25-29	
12/17	at Panthers	S	2	2	0	0.0	0.0	1	1	0	0	0	0	0	0	0	0	0	0	0	0	0	0	0	L	7-9	
12/24	Colts	P	3	2	1	0.0	0.0	0	0	0	0	0	0	0	0	0	0	0	0	0	0	0	0	0	W	29-10	
12/31	at Bears	S	3	2	1	0.0	0.0	0	0	0	0	0	0	1	0	0	0	0	0	0	0	0	0	L	17-37		
01/07	at Saints	S	2	2	0	0.0	0.0	1	1	0	0	0	0	0	0	0	0	0	0	0	0	0	0	0	L	17-48	
2023 TOTALS		15-4	21	17	4	0.0	0.0	2	2	0	0	0	0	1	0	0	0	0	0	0	0	0	0	7-10			

## MIKE HUGHES' 2022 GXG REGULAR-SEASON STATISTICS (LIONS)

			TACKLES					INTERCEPTIONS					FUMBLES			ST			MIS		C								
DATE	OPPONENT	P/S	T	K	S	A	SK	YDS	TF	YD	QB	N	YD	L	T	P	F	F	T	YD	T	F	F	F	S	A	W/L	SCORE	
												O	S	G	D		R	R	D	S	K	S	A	F	R	S	A		
09/11	Eagles	P	2	0	2	0	0.0	0	0	0	2	0	0	0	0	0	0	0	0	0	0	1	1	0	0	0	0	L	35-38
09/18	Commanders	S	8	5	3	0	0.0	0	0	0	0	0	0	0	0	0	0	0	0	0	0	0	0	0	0	0	W	36-27	
09/25	at Vikings	P	3	2	1	0	0.0	0	0	0	0	0	0	0	0	0	0	0	0	0	0	1	1	0	0	0	L	24-28	
10/02	Seahawks	P	3	3	0	0	0.0	0	1	2	0	0	0	0	0	0	0	0	0	0	0	0	0	0	0	0	L	45-48	
10/09	at Patriots	P	4	3	1	0	0.0	0	0	0	0	0	0	0	0	0	0	0	0	0	0	0	0	0	0	0	L	0-29	
10/23	at Cowboys	P	0	0	0	0	0.0	0	0	0	0	0	0	0	0	0	0	0	0	0	0	0	0	0	0	0	L	6-24	
10/30	Dolphins		ON INACTIVE LIST																								L	27-31	
11/06	Packers	S	3	2	1	0	0.0	0	0	0	0	0	0	0	0	0	0	0	0	0	0	0	0	0	0	0	W	15-9	
11/13	at Bears	S	1	1	0	0	0.0	0	0	0	0	0	0	0	0	0	0	0	0	0	0	0	0	0	0	0	W	31-30	
11/20	at Giants	P	3	2	1	0	0.0	0	0	0	0	0	0	0	0	0	0	0	0	0	0	0	0	0	0	0	W	31-18	
11/24	Bills	S	5	2	3	0	0.0	0	0	0	0	0	0	0	0	1	0	0	0	0	0	0	0	0	0	0	L	25-28	
12/04	Jaguars	P	0	0	0	0	0.0	0	0	0	0	0	0	0	0	0	0	0	0	0	0	0	0	0	0	0	W	40-14	
12/11	Vikings	S	7	6	1	0	0.0	2	5	0	0	0	0	0	0	0	0	0	0	0	0	0	0	0	0	0	W	34-23	
12/18	at Jets	P	0	0	0	0	0.0	0	0	0	0	0	0	0	0	0	0	0	0	0	0	1	1	0	0	0	W	20-17	
12/24	at Panthers	P	2	1	1	0	0.0	0	0	0	0	0	0	0	0	0	0	0	0	0	0	0	0	0	0	0	L	23-37	
01/01	Bears	P	0	0	0	0	0.0	0	0	0	0	0	0	0	0	0	0	0	0	0	0	0	0	0	0	0	W	41-10	
01/08	at Packers	S	7	5	2	0	0.0	0	0	0	0	0	0	0	0	0	0	0	0	0	0	0	0	0	0	0	W	20-16	
2022 TOTALS		16-6	48	3	1	0	0.0	3	7	2	0	0	0	0	1	0	0	0	0	0	3	3	0	0	0	0	9-8		

## MIKE HUGHES' 2021 GXG REGULAR-SEASON STATISTICS (CHIEFS)


			TACKLES					INTERCEPTIONS					FUMBLES			ST			MISC									
DATE	OPPONENT	P/S	TK	S	A	SK	YDS	TFL	YDS	QBH	NO	YDS	LG	TD	PD	FF	FR	TD	YDS	TK	S	A	FF	FR	S	A	W/L	SCORE
09/12	Browns	P	2	2	0	0	0.0	0	0	0	0	1	0	0	0	0	0	0	0	0	0	0	0	0	0	0	W	33-29
09/19	at Ravens	P	2	1	1	0	0.0	0	0	0	0	0	0	0	0	1	0	0	0	0	0	0	0	0	0	0	L	35-36
09/26	Chargers	P	2	1	1	0	0.0	0	0	0	0	0	0	0	1	0	0	0	0	0	0	0	0	0	0	0	L	24-30
10/03	at Eagles	S	10	9	1	0	0.0	0	0	0	0	0	0	0	1	1	0	0	0	0	0	0	0	0	0	0	W	42-30
10/10	Bills	P	0	0	0	0	0.0	0	0	0	0	0	0	0	0	0	0	0	0	0	0	0	0	0	0	0	L	20-38
10/17	at Football Team	P	4	4	0	0	0.0	0	0	0	0	0	0	0	0	0	0	0	0	0	0	0	0	0	0	0	W	31-13
10/24	at Titans	P	0	0	0	0	0.0	0	0	0	0	0	0	0	0	0	0	0	0	0	0	0	0	0	0	0	L	3-27
11/01	Giants	P	0	0	0	0	0.0	0	0	0	0	0	0	0	0	0	0	0	0	0	0	0	0	0	0	0	W	20-17
11/07	Packers	P	0	0	0	0	0.0	0	0	0	0	0	0	0	0	0	0	0	0	0	1	1	0	0	0	0	W	13-7
11/14	at Raiders	P	2	1	1	0	0.0	0	0	0	0	0	0	0	1	0	0	0	0	0	0	0	0	0	0	0	W	41-14
11/21	Cowboys	P	1	1	0	0	0.0	0	0	0	0	0	0	0	1	0	0	0	0	0	1	1	0	0	0	0	W	19-9
12/05	Broncos	S	0	0	0	0	0.0	0	0	0	0	0	0	0	0	0	0	0	0	0	0	0	0	0	0	0	W	22-9
12/12	Raiders	S	9	8	1	0	0.0	0	0	0	0	0	0	0	0	2	1	1	23	0	0	0	0	0	0	0	W	48-9
12/16	at Chargers	S	5	5	0	0	0.0	0	0	0	0	0	0	0	0	0	0	0	0	0	0	0	0	0	0	0	W	34-28+
12/26	Steelers	S	6	4	2	0	0.0	0	0	0	0	0	0	0	0	0	0	0	0	0	0	0	0	0	0	0	W	36-10
01/02	at Bengals	P	0	0	0	0	0.0	0	0	0	0	0	0	0	0	0	0	0	0	0	0	0	0	0	0	0	L	31-34
01/08	at Broncos	P	2	2	0	0	0.0	0	0	0	0	0	0	0	1	0	0	0	0	0	0	0	0	0	0	0	W	28-24
2021 TOTALS		17-5	45	38	7	0	0.0	0	0	0	0	1	0	0	6	4	1	1	23	2	2	0	0	0	0	0	12-5	

+- Overtime

## MIKE HUGHES' 2021 GXG POSTSEASON STATISTICS (CHIEFS)

		TACKLES							INTERCEPTIONS					FUMBLES			ST			MIS						
DATE	OPPONENT	P/S	T	S	SK	YD	TF	YD	QB	N	YD	L	T	P	F	F	YD	T	F	F	S	A	W/L	SCORE		
			K	S	SK	S	L	S	H	O	S	G	D	D	F	R	D	K	S	A	F	R	S	A		
01/16	Steelers	S	2	2	0	0	0	0	0	0	0	0	0	0	0	0	0	0	0	0	0	0	0	0	W	42-21
01/23	Bills	P	2	1	1	0	0	0	0	0	0	0	0	0	0	0	0	0	0	0	0	0	0	0	W	42-36+
01/30	Bengals	P	0	0	0	0	0	0	0	0	0	0	0	0	0	0	0	1	0	1	0	0	0	0	L	24-27+
<b>2021 TOTALS</b>		<b>3-1</b>	<b>4</b>	<b>3</b>	<b>1</b>	<b>0</b>	<b>0</b>	<b>0</b>	<b>0</b>	<b>0</b>	<b>0</b>	<b>0</b>	<b>0</b>	<b>0</b>	<b>0</b>	<b>0</b>	<b>0</b>	<b>1</b>	<b>0</b>	<b>1</b>	<b>0</b>	<b>0</b>	<b>0</b>	<b>0</b>	<b>2-1</b>	

+ - Overtime



# GRADY JARRETT

ACTIVE / DEFENSIVE LINEMAN

# 97



**Height:** 6-0

**DOB:** 4/28/1993 (age-31)

**Experience:** 10 Yrs

**With Falcons:** 10 Yrs

**Weight:** 288 lbs

**School:** Clemson

**Acquired:** D5 '15

**Hometown:** Conyers, Ga.



## CAREER

- » Has seen action in 135 games (120 starts) while totaling 443 tackles (237 solo) with 34.0 sacks, 68 tackles for loss, five forced fumbles, three fumble recoveries, 114 quarterback hits and six passes defensed.
- » In 2023, he appeared in eight games (eight starts), recording 23 tackles (nine solo), eight quarterback hits, two tackles for loss, two passes defensed and 1.5 sacks.
- » Started all 17 games, totaling 61 total tackles (31 solo), 17 quarterback hits, 12 tackles for loss, 6.0 sacks and three passes defensed in 2022.
- » Led the team with 17 quarterback hits, 12 tackles for loss and 6.0 sacks in the 2022 season.
- » Started all 17 games, totaling 59 total tackles (38 solo), 1.0 sack, three tackles for loss, one fumble recovery, 12 quarterback hits and one pass defensed in 2021.
- » Tallied 52 total tackles (27 solo), 4.0 sacks, eight tackles for loss, 20 quarterback hits and one fumble recovery in 16 games with 16 starts in 2020 and was named to his second-consecutive Pro Bowl.
- » Started all 16 games in 2019. Recorded 69 tackles (38 solo), 12 tackles for loss, career-high 7.5 sacks, 16 quarterback hits and two forced fumbles.
- » Selected to his first career Pro Bowl in 2019.
- » Started all 16 games in 2017, tallying 56 tackles (35 solo), 15 tackles for loss, four sacks, and 13 quarterback hits. Logged two tackles and two quarterback hits in two postseason games. Finished the regular season tied with Rams DT Aaron Donald for the league lead in tackles for loss by a defensive tackle.
- » Played in 16 games with 14 starts and totaled 47 tackles (20 solo) while adding three sacks, four tackles for loss and one fumble recovery in 2016.
- » Tied an NFL record with three sacks in Super Bowl LI against New England. Since sacks became an official statistic in 1982, three other players have posted three in the Super Bowl - Darnell Dockett, Kony Ealy, and Reggie White.
- » Played in 15 games, making two starts, and totaled 24 tackles (13 solo) with one sack, four tackles for loss and two quarterback hits as a rookie in 2015. Had his best game as a rookie at Tampa Bay (12/6), logging four tackles, one tackle for loss and his first career sack. Made his first career start at Carolina (12/13). Posted a career-best six tackles.

## HONORS

- » Pro Bowl Selection (2x - 2019-20)
- » NFC Defensive Player of the Week (Week 15, 2018)
- » Atlanta Falcons Walter Payton NFL Man of the Year

Nominee (2018)

## COLLEGE

- » Played four seasons (2011-14) at Clemson University in Clemson, SC.
- » Played in 48 career games (37 starts), finishing his career with 207 total tackles, 29.5 tackles for loss, 5.5 sacks, two forced fumbles and four fumble recoveries.
- » In 2014, he was named a permanent co-captain and was named a third-team All-American by Athlon. He was also selected first-team All-ACC. He started all 13 games during his senior year in 2014 and recorded 73 total tackles, 10 tackles for loss, 1.5 sacks, two forced fumbles and one fumble recovery.
- » In 2013, he posted 83 tackles, 11 tackles for loss, two sacks and two fumble recoveries. He earned All-ACC honors from the media and coaches as well.
- » In 2012, he was selected as an honorable mention sophomore All-American, an honorable mention All-ACC pick and was named the co-defensive player of the year by Clemson's coaching staff.

## PERSONAL

- » Born in Atlanta, Ga.
- » Attended Rockdale County High School in Conyers, Ga.
- » Recorded 101 total tackles, 31.5 tackles for loss and nine sacks as a senior in 2013.
- » Three-time all-regional selection on defense and second-team all-region on offense as a senior.
- » Selected to participate in the North-South All-Star game in Georgia and Florida Maxx Scout All-Star Bowl.
- » Three-time selection as the team's top defensive player.
- » Two-time all-state selection at Rockdale County High School.
- » Also wrestled in high school, winning the state heavyweight title as a senior and placing fourth in the state as a junior.
- » Won the state title in the shotput as a senior.
- » Rockdale County High School Athlete-of-the-Year as a senior and honored by the Superintendent Office and the County Board of Commissioners.
- » Son of Elisha Jarrett.
- » Graduated from Clemson with a degree in Management in December 2014.

## IN THE COMMUNITY

### GIVING BACK

- » Hosted Thanksgiving dinner for men at The Shepard's Inn.
- » Participated in Hometown Huddle where the entire team volunteered and cleaned Anderson Park in Atlanta.
- » Spent time at the TAPS Young Adult Summit at Mercedes-Benz Stadium and welcomed the group to Atlanta.

### BIG MEN DON'T BULLY

- » During his rookie season in 2015, Jarret started 'Big Men Don't Bully' - an anti-bullying campaign that educates youth about the harmful effects of bullying. In 2016, Jarrett received the opportunity to speak to elected leaders at the State House of Representatives at the Georgia State Capital to advocate the campaign's anti-bullying efforts.

### HONORS

- » Jarrett was nominated as the Falcons 2018 Walter Payton NFL Man of the Year.

## TRANSACTIONS

- » Selected by the Atlanta Falcons in the fifth round (137th overall) of the 2015 NFL Draft.
- » Placed under franchise tag by the Atlanta Falcons on March 4, 2019.
- » Signed to a three-year contract extension by the Atlanta Falcons on May 3, 2022.
- » Placed on the Reserve/Injured List by the Atlanta Falcons on Oct. 31, 2023.

### REGULAR SEASON COMPARISON: DEFENSIVE - BALTIMORE RAVENS

DATE	OPP	TACKLES											MISC			
		W/L	GP/GS	TOT	SOLO	ASST	SACK	YDS.	INT	TFL	PD	QBH	TD	FF	FR	
12/2/18	ATL vs. BLT	L	S	7	4	3	1.0	4.0	0	0	0	1	0	2	0	
12/24/22	ATL @ BLT	L	S	2	1	1	0.0	0.0	0	0	0	0	0	0	0	
<b>TOTALS</b>		0/2	2/2	9	5	4	1.0	4.0	0	0	0	1	0	2	0	

### GRADY JARRETT'S NFL REGULAR SEASON DEFENSIVE STATISTICS

DATE	TEAM	TACKLES										INTERCEPTIONS					FUMBLES					ST			MISC					
		GP	GS	TK	S	A	TF	YD	SK	YDS	QB	N	YD	LG	T	P	F	F	T	YD	T	K	S	A	F	F	R	S	A	
2023	Falcons	8	8	23	9	14	2	7	1.5	10.5	8	0	0	0	0	2	0	0	0	0	0	0	0	0	0	0	0	0	0	0
2022	Falcons	17	17	61	30	31	12	57	6.0	50.0	17	0	0	0	3	0	0	0	0	0	0	0	0	0	0	0	0	0	0	
2021	Falcons	17	17	59	38	21	3	15	1.0	11.0	12	0	0	0	1	1	0	1	0	0	0	0	0	0	0	0	0	0	0	
2020	Falcons	16	16	52	27	25	8	38	4.0	29.5	21	0	0	0	0	0	0	1	0	3	0	0	0	0	0	0	0	0	0	
2019	Falcons	16	16	69	38	31	12	62	7.5	49.0	16	0	0	0	2	0	0	0	0	0	0	0	0	0	0	0	0	0	0	
2018	Falcons	14	14	52	27	25	8	38	6.0	36.0	16	0	0	0	0	3	0	0	0	0	0	0	0	0	0	0	0	0	0	
2017	Falcons	16	16	55	34	21	15	64	4.0	33.0	13	0	0	0	0	0	0	0	0	0	0	0	0	0	0	0	0	0	0	
2016	Falcons	16	14	48	21	27	4	21	3.0	18.0	9	0	0	0	0	1	0	0	0	0	0	0	0	0	0	0	0	0	0	
2015	Falcons	15	2	24	13	11	4	14	1.0	5.0	2	0	0	0	0	0	0	0	0	0	0	0	0	0	0	0	0	0	0	
<b>NFL TOTALS</b>		135	120	44	23	20	68	316	34.0	242.0	114	0	0	0	6	5	3	0	3	0	0	0	0	0	0	0	0	0	0	

### GRADY JARRETT'S NFL POSTSEASON DEFENSIVE STATISTICS

DATE	TEAM	TACKLES										INTERCEPTIONS					FUMBLES					ST			MISC			
		GP	GS	TK	S	A	TFL	YDS	SK	YDS	QB	NO	YDS	LG	TD	PD	FF	FR	TD	YDS	TK	S	A	FF	FR	S	A	
2017	Falcons	2	2	2	2	0	0	0	0.0	0.0	2	0	0	0	0	0	0	0	0	0	0	0	0	0	0	0	0	0
2016	Falcons	3	3	10	7	3	3	11	3.0	11.0	5	0	0	0	0	0	0	0	0	0	0	0	0	0	0	0	0	0
<b>NFL TOTALS</b>		5	5	12	9	3	3	11	3.0	11.0	7	0	0	0	0	0	0	0	0	0	0	0	0	0	0	0	0	






## GRADY JARRETT'S 2022 GXG REGULAR-SEASON STATISTICS (FALCONS)

DATE	OPPONENT	P/S	TACKLES					INTERCEPTIONS					FUMBLES			ST		MISC		W/L	SCORE							
			TK	S	A	SK	YDS	TF	YD	QB	H	N	YD	L	T	P	F	F	T			YD	T	S	A	F	F	S
09/11	Saints	S	6	3	3	1.5	14.0	1	8	2	0	0	0	0	0	0	0	0	0	0	0	0	0	0	0	0	L	26-27
09/18	at Rams	S	0	0	0	0.0	0.0	0	0	0	0	0	0	0	0	0	0	0	0	0	0	0	0	0	0	0	L	27-31
09/25	at Seahawks	S	5	4	1	1.0	10.0	3	16	1	0	0	0	0	0	0	0	0	0	0	0	0	0	0	0	W	27-23	
10/02	Browns	S	5	3	2	1.0	8.0	1	8	2	0	0	0	0	0	0	0	0	0	0	0	0	0	0	0	W	23-20	
10/09	at Buccaneers	S	4	3	1	0.0	0.0	0	0	2	0	0	0	0	0	0	0	0	0	0	0	0	0	0	0	L	15-21	
10/16	49ers	S	3	0	3	0.0	0.0	0	0	0	0	0	0	0	1	0	0	0	0	0	0	0	0	0	0	W	28-14	
10/23	at Bengals	S	2	1	1	1.0	6.0	1	6	3	0	0	0	0	1	0	0	0	0	0	0	0	0	0	0	L	17-35	
10/30	Panthers	S	4	3	1	0.0	0.0	2	2	0	0	0	0	0	0	0	0	0	0	0	0	0	0	0	0	W	37-34+	
11/06	Chargers	S	3	2	1	0.0	0.0	1	1	0	0	0	0	0	0	0	0	0	0	0	0	0	0	0	0	L	17-20	
11/10	at Panthers	S	5	1	4	0.0	0.0	0	0	1	0	0	0	0	0	0	0	0	0	0	0	0	0	0	0	L	15-25	
11/20	Bears	S	2	1	1	1.0	8.0	1	8	1	0	0	0	0	1	0	0	0	0	0	0	0	0	0	0	W	27-24	
11/27	at Commanders	S	5	1	4	0.0	0.0	0	0	1	0	0	0	0	0	0	0	0	0	0	0	0	0	0	0	L	13-19	
12/04	Steelers	S	4	3	1	0.0	0.0	0	0	0	0	0	0	0	0	0	0	0	0	0	0	0	0	0	0	L	16-19	
12/18	at Saints	S	5	1	4	0.5	4.0	1	3	1	0	0	0	0	0	0	0	0	0	0	0	0	0	0	0	L	18-21	
12/24	at Ravens	S	2	1	1	0.0	0.0	0	0	0	0	0	0	0	0	0	0	0	0	0	0	0	0	0	0	L	9-17	
01/01	Cardinals	S	3	1	2	0.0	0.0	0	0	2	0	0	0	0	0	0	0	0	0	0	0	0	0	0	0	W	20-19	
01/08	Buccaneers	S	3	2	1	0.0	0.0	1	5	1	0	0	0	0	0	0	0	0	0	0	0	0	0	0	0	W	30-17	
<b>2022 TOTALS</b>		<b>17-17</b>	<b>61</b>	<b>30</b>	<b>31</b>	<b>6.0</b>	<b>50.0</b>	<b>12</b>	<b>57</b>	<b>17</b>	<b>0</b>	<b>0</b>	<b>0</b>	<b>0</b>	<b>3</b>	<b>0</b>	<b>0</b>	<b>0</b>	<b>0</b>	<b>0</b>	<b>0</b>	<b>0</b>	<b>0</b>	<b>0</b>	<b>0</b>	<b>7-10</b>		

+ - Overtime

## GRADY JARRETT'S 2021 GXG REGULAR-SEASON STATISTICS (FALCONS)

DATE	OPPONENT	P/S	TACKLES					INTERCEPTIONS					FUMBLES			ST		MISC		W/L	SCORE							
			T	K	S	A	SK	YD	TF	YD	QB	H	N	YD	L	T	P	F	F			T	YD	T	S	A	F	F
09/12	Eagles	S	0	0	0	0.0	0.0	0	0	0	0	0	0	0	0	0	0	0	0	0	0	0	0	0	0	0	L	6-32
09/19	at Buccaneers	S	4	2	2	0.0	0.0	0	0	1	0	0	0	0	0	0	0	0	0	0	0	0	0	0	0	0	L	25-48
09/26	at Giants	S	4	4	0	1.0	11.0	1	11	2	0	0	0	0	0	0	0	0	0	0	0	0	0	0	0	W	17-14	
10/03	Football Team	S	2	2	0	0.0	0.0	0	0	0	0	0	0	0	0	0	0	0	0	0	0	0	0	0	0	L	30-34	
10/10	Jets	S	3	3	0	0.0	0.0	0	0	0	0	0	0	0	0	0	0	0	0	0	0	0	0	0	0	W	27-20	
10/24	at Dolphins	S	5	4	1	0.0	0.0	0	0	2	0	0	0	0	0	0	0	0	0	0	0	0	0	0	0	W	30-28	
10/31	Panthers	S	4	2	2	0.0	0.0	1	1	1	0	0	0	0	0	0	0	0	0	0	0	0	0	0	0	L	13-19	
11/07	at Saints	S	5	5	0	0.0	0.0	0	0	1	0	0	0	0	1	0	0	0	0	0	0	0	0	0	0	W	27-25	
11/14	at Cowboys	S	5	2	3	0.0	0.0	1	3	1	0	0	0	0	0	0	0	0	0	0	0	0	0	0	0	L	3-43	
11/18	Patriots	S	2	0	2	0.0	0.0	0	0	0	0	0	0	0	0	0	0	0	0	0	0	0	0	0	0	L	0-25	
11/28	at Jaguars	S	2	1	1	0.0	0.0	0	0	1	0	0	0	0	0	0	0	0	0	0	0	0	0	0	0	W	21-14	
12/05	Buccaneers	S	4	2	2	0.0	0.0	0	0	1	0	0	0	0	0	0	0	0	0	0	0	0	0	0	0	L	17-30	
12/12	at Panthers	S	4	2	2	0.0	0.0	0	0	1	0	0	0	0	0	1	0	0	0	0	0	0	0	0	0	W	29-21	
12/19	at 49ers	S	6	4	2	0.0	0.0	0	0	1	0	0	0	0	0	0	0	0	0	0	0	0	0	0	0	L	13-31	
12/26	Lions	S	3	2	1	0.0	0.0	0	0	0	0	0	0	0	0	0	0	0	0	0	0	0	0	0	0	W	20-16	
01/02	at Bills	S	5	2	3	0.0	0.0	0	0	0	0	0	0	0	0	0	0	0	0	0	0	0	0	0	0	L	15-29	
01/09	Saints	S	1	1	0	0.0	0.0	0	0	0	0	0	0	0	0	0	0	0	0	0	0	0	0	0	0	L	20-30	
<b>2021 TOTALS</b>		<b>17-17</b>	<b>59</b>	<b>3</b>	<b>2</b>	<b>1.0</b>	<b>11.0</b>	<b>3</b>	<b>15</b>	<b>12</b>	<b>0</b>	<b>0</b>	<b>0</b>	<b>0</b>	<b>1</b>	<b>0</b>	<b>1</b>	<b>0</b>	<b>0</b>	<b>0</b>	<b>0</b>	<b>0</b>	<b>0</b>	<b>0</b>	<b>0</b>	<b>7-10</b>		



# ANTHONY JOHNSON

ACTIVE / CORNERBACK

# 43



**Height:** 6-2

**DOB:** 6/12/1999 (age-25)

**Experience:** 1 Yr

**With Falcons:** 1 Yr

**Weight:** 205 lbs

**School:** Virginia

**Acquired:** FA-'24

**Hometown:** Hollywood, Fla.

## CAREER

- Has spent time with the Green Bay Packers and New Orleans Saints since entering the league in 2023 but has not appeared in an NFL game.

## COLLEGE

- Attended the University of Louisville for three seasons (2018-20) before transferring to the University of Virginia for his final two seasons (2021-22).
- Played in 55 total games (27 starts) in his collegiate campaign and registered 138 tackles (94 solo), 38 passes defended, nine tackles for loss, seven interceptions and three forced fumbles.
- Named first team All-ACC, first team VaSID All-State and a team captain at Virginia.
- Appeared in the Reese's Senior Bowl.
- In 2022, he started all 10 games at Virginia and recorded 51 tackles (34 solo), 14 passes defended, three tackles for loss and two interceptions. His 14 passes defended were tied for second in the ACC and 18th in the nation.
- Played in 12 games (11 starts) in 2021 and tallied 44 tackles (26 solo), nine passes defended, a career-best three interceptions, the seventh most in the ACC, and two tackles for loss.

- Appeared in nine games (one start) at Louisville in 2020 and recorded two tackles (one solo) and five passes defended.
- In 2019, played in 13 games (three starts) and registered 27 tackles (21 solo), seven passes defended and one interception.
- Saw action in 11 games (two starts) in 2018 and tallied 14 tackles (12 solo), three passes defended, two tackles for loss and one interception.
- Redshirted in 2017.

## PERSONAL

- Attended Chaminade-Madonna Prep in Hollywood, Fla.
- Earned all-state and All-Broward County honors in 2016.
- Registered 30 tackles, 10 passes defended and three interceptions as a junior in 2015.
- Also participated in track and field.
- Son of Sheniqua and Anthony Johnson.
- Earned his bachelor's degree in marketing from Louisville and pursued his master's degree in educational psychology from Virginia.

## TRANSACTIONS

- Originally signed with the New Orleans Saints following the 2023 NFL Draft.
- Waived from the New Orleans Saints on Aug. 29, 2023.
- Signed to the New Orleans Saints practice squad on Aug. 30, 2023.
- Waived from the New Orleans Saints practice squad on Oct. 9, 2023.
- Signed to the Green Bay Packers practice squad on Oct. 17, 2023.
- Waived from the Green Bay Packers practice squad on Nov. 28, 2023.
- Signed to the Green Bay Packers practice squad on Jan. 2, 2024.
- Signed to a reserve/future contract with the Green Bay Packers on Jan. 22, 2024.
- Released from the Green Bay Packers on May 6, 2024.
- Signed by the Atlanta Falcons on May 15, 2024.

## ANTHONY JOHNSON'S NFL REGULAR SEASON DEFENSIVE STATISTICS

DATE	TEAM	GP	GS	TACKLES						INTERCEPTIONS						FUMBLES						ST		MISC			
				TK	S	A	TFL	YDS	SK	YDS	QBH	NO	YDS	LG	TD	PD	FF	FR	TD	YDS	TK	S	A	FF	FR	S	A
2023	Packers	0	0	0	0	0	0	0	0.0	0.0	0	0	0	0	0	0	0	0	0	0	0	0	0	0	0	0	0
NFL TOTALS		0	0	0	0	0	0	0	0.0	0.0	0	0	0	0	0	0	0	0	0	0	0	0	0	0	0	0	0

## ANTHONY JOHNSON'S NFL POSTSEASON DEFENSIVE STATISTICS


DATE	TEAM	GP	TACKLES							INTERCEPTIONS							FUMBLES					ST			MISC		
			GS	TK	S	A	TFL	YDS	SK	YDS	QBH	NO	YDS	LG	TD	PD	FF	FR	TD	YDS	TK	S	A	FF	FR	S	A
2023	Packers	0	0	0	0	0	0	0	0.0	0.0	0	0	0	0	0	0	0	0	0	0	0	0	0	0	0	0	0
NFL TOTALS		0	0	0	0	0	0	0.0	0.0	0	0	0	0	0	0	0	0	0	0	0	0	0	0	0	0	0	

## ANTHONY JOHNSON'S 2023 GXG REGULAR-SEASON STATISTICS (PACKERS)

DATE	OPPONENT	P/S	TACKLES							INTERCEPTIONS							FUMBLES					ST			MISC		
			T	K	S	ASK	YD	TF	YD	QB	N	YD	L	T	P	F	F	T	YD	T	F	F	S	A	W/L	SCORE	
09/10	at Bears																									W	38-20
09/17	at Falcons																									L	24-25
09/24	Saints																									W	18-17
09/28	Lions																									L	20-34
10/09	at Raiders																									L	13-17
10/22	at Broncos																									L	17-19
10/29	Vikings																									L	10-24
11/05	Rams																									W	20-3
11/12	at Steelers																									L	19-23
11/19	Chargers																									W	23-20
11/23	at Lions																									W	29-22
12/03	Chiefs																									W	27-19
12/11	at Giants																									L	22-24
12/17	Buccaneers																									L	20-34
12/24	at Panthers																									W	33-30
12/31	at Vikings																									W	33-10
01/07	Bears																									W	17-9
2023 TOTALS			0	0	0	0.0	0	0	0	0	0	0	0	0	0	0	0	0	0	0	0	0	0	0	9-8		

## ANTHONY JOHNSON'S 2023 GXG POSTSEASON STATISTICS (PACKERS)

DATE	OPPONENT	P/S	TACKLES							INTERCEPTIONS							FUMBLES					ST			MISC		
			T	K	S	ASK	YD	TF	YD	QB	N	YD	L	T	P	F	F	T	YD	T	F	F	S	A	W/L	SCORE	
01/14	at Cowboys																									W	48-32
01/20	at 49ers																									L	21-24
2023 TOTALS			0	0	0	0.0	0	0	0	0	0	0	0	0	0	0	0	0	0	0	0	0	0	1-1			



# JARYD JONES-SMITH

ACTIVE / TACKLE

# 75



**Height:** 6-7

**DOB:** 9/3/1995 (age-28)

**Experience:** 3 Yrs

**With Falcons:** 1 Yr

**Weight:** 320 lbs

**School:** Pittsburgh

**Acquired:** FA-'24

**Hometown:** Camden, N.J.

## CAREER

- » Has appeared in six games for the Las Vegas Raiders and Baltimore Ravens.
- » Also spent time in the UFL with the St. Louis Battlehawks and was named All-UFL in 2024.

## COLLEGE

- » Played in 33 games (13 starts) for the University of Pittsburgh in Pittsburgh, Penn.
- » Selected to play in the 2018 East-West Shrine Game.
- » Jones-Smith appeared in all 12 contents (nine starts) at right tackle in 2017.
- » Played in eight games (one start) in 2016 after returning from injury.
- » Did not appear in any games in 2015 due to injury.
- » Saw action in 13 games (three starts) at left tackle in

2014.

- » Redshirted as a freshman in 2013.

## PERSONAL

- » Attended West Catholic High School in Philadelphia, Penn.
- » Was a two-way lineman who led West Catholic to a 7-4 record, the Catholic League Class AA championship and the PIAA playoffs as a senior.
- » Selected to play in the Chesapeake Bowl and Big 33 Football Classic.
- » Also lettered in basketball and track and field.
- » Son of Shirley Ann Smith and the late James Edward Jones.
- » Has one brother and one sister.
- » Majored in communication and served as an intern in Pitt's athletic media relations office.

## JARYD JONES-SMITH'S NFL REGULAR SEASON STATISTICS

DATE	TEAM	GP	GS
2023	Commanders	0	0
2022	Ravens	0	0
2021	Ravens	4	0
2020	Raiders	3	0
NFL TOTALS		7	0

## JARYD JONES-SMITH'S 2023 6XG REGULAR-SEASON STATISTICS (COMMANDERS)

DATE	OPPONENT	P/S		W/L	SCORE
10/15	at Falcons		PRACTICE SQUAD	W	24-16
10/22	at Giants		PRACTICE SQUAD	L	7-14
10/29	Eagles		PRACTICE SQUAD	L	31-38
11/05	at Patriots		PRACTICE SQUAD	W	20-17
11/12	at Seahawks		PRACTICE SQUAD	L	26-29
11/19	Giants		PRACTICE SQUAD	L	19-31
11/23	at Cowboys		PRACTICE SQUAD	L	10-45
12/03	Dolphins		PRACTICE SQUAD	L	15-45
12/17	at Rams		PRACTICE SQUAD	L	20-28
12/24	at Jets		PRACTICE SQUAD	L	28-30
12/31	49ers		PRACTICE SQUAD	L	10-27
01/07	Cowboys		PRACTICE SQUAD	L	10-38
2023 TOTALS		0-0		2-10	

## JARYD JONES-SMITH'S 2021 GXG REGULAR-SEASON STATISTICS (RAVENS)

DATE	OPPONENT	P/S		W/L	SCORE
09/13	at Raiders		NOT ON ROSTER	L	27-33+
09/19	Chiefs		NOT ON ROSTER	W	36-35
09/26	at Lions		PRACTICE SQUAD	W	19-17
10/03	at Broncos		PRACTICE SQUAD	W	23-7
10/11	Colts		PRACTICE SQUAD	W	31-25+
10/17	Chargers		PRACTICE SQUAD	W	34-6
10/24	Bengals		PRACTICE SQUAD	L	17-41
11/07	Vikings		PRACTICE SQUAD	W	34-31+
11/11	at Dolphins		PRACTICE SQUAD	L	10-22
11/21	at Bears		NOT ON ROSTER	W	16-13
11/28	Browns		PRACTICE SQUAD	W	16-10
12/05	at Steelers		PRACTICE SQUAD	L	19-20
12/12	at Browns		PRACTICE SQUAD	L	22-24
12/19	Packers	P		L	30-31
12/26	at Bengals	P		L	21-41
01/02	Rams	P		L	19-20
01/09	Steelers	P		L	13-16+
<b>2021 TOTALS</b>		<b>4-0</b>		<b>8-9</b>	

+- Overtime



# KEVIN KING

ACTIVE / CORNERBACK

# 32



**Height:** 6-3

**DOB:** 5/5/1995 (age-29)

**Experience:** 6 Yrs

**With Falcons:** 1 Yr

**Weight:** 200 lbs

**School:** Washington

**Acquired:** FA-'24

**Hometown:** Oakland, Calif.

## CAREER

- » Has appeared in 51 games (42 starts) and has recorded 193 tackles (155 solo), 30 passes defended, seven interceptions, five tackles for loss, three quarterback hits, two forced fumbles, two fumble recoveries and one sack over five seasons with the Green Bay Packers.
- » Also has seen action in five postseason games (four starts) and has totaled 19 tackles (15 solo), two passes defended and one tackle for loss.
- » In 2021, played in 10 games (six starts), tallying 27 tackles (20 solo), three passes defended, one interception and one quarterback hit.
- » Started in 11 games and recorded 57 tackles (45 solo), five passes defended, one quarterback hit, one forced fumble and one fumble recovery in 2020.
- » Played in 15 games (14 starts) and registered career bests in tackles (66), passes defended (15), interceptions (5) and tackles for loss (3), in addition to one forced fumble and one quarterback hit in 2019.
- » Started all six games played and totaled 16 tackles (13 solo), two passes defended, one interception and one tackle for loss in 2018.
- » Played in nine games (five starts), tallying 27 tackles (21 solo), five passes defended and one tackle for loss as a rookie in 2017.

- » Recipient of Washington's Tye Sports Council Community Service Award as a senior.
- » As a senior, started all 14 games and recorded 44 tackles (26 solo), a career-best 15 passes defended, four tackles for loss and two interceptions.
- » Played in 11 of 13 games, starting eight, and tallied 39 tackles (24 solo), eight passes defended, five tackles for loss, three interceptions, one forced fumble and one fumble recovery as a junior.
- » As a sophomore, saw action in 13 of 14 games, starting 12 at safety, and recorded a career-high 65 tackles (43 solo), four passes defended, one interception, one forced fumble and one tackle for loss.
- » Appeared in 10 games with one start at safety as a true freshman and recorded 17 tackles (14 solo), a pass defense and a fumble recovery.

## PERSONAL

- » Attended Bishop O'Dowd High School in Oakland, Calif.
- » Named Contra Costa Times' All-East Bay first team as a defensive back.
- » Earned first-team All-Metro from the San Francisco Chronicle and first-team All-West Alameda County Foothill League, in addition to first-team All-NorCal and first-team DIII All-State by MaxPreps.com.
- » Selected to play in the 2012 Cal State Game.
- » Helped take Bishop O'Dowd to the second round of the CIF North Coast Selection Division III playoffs as a senior.
- » As a junior, helped the Dragons to a 9-3 record and the second round of the playoffs.
- » Also competed in track and field.
- » His cousin, cornerback Asa Jackson, played for the Baltimore Ravens from 2012-15, the Detroit Lions in 2016 and the San Francisco 49ers in 2017.

## COLLEGE

- » Played four seasons (2013-16) at Washington in Seattle, Wash.
- » Appeared in 48 games (35 starts) and registered 165 tackles (107 solo), 28 passes defended, nine tackles for loss, six interceptions, two forced fumbles and two fumble recoveries.
- » Named Honorable Mention All-Pac 12 and Academic All-Pac 12.

## IN THE COMMUNITY

- » Participated in the Green Bay Packers Give Back Bowling Event in 2018, which raised money for the College Comeback Program at Northeast Wisconsin Technical College (NWTTC), and in 2019 to raise money for the Wisconsin Court Appointed Special Advocates (CASA) Association.
- » Signed autographs to benefit The Salvation Army from 2018-19.
- » Visited children's hospitals and schools while in college.

## TRANSACTIONS



- » Originally selected by the Green Bay Packers in the second round (33rd overall) of the 2017 NFL Draft.
- » Signed to a one-year contract with the Green Bay Packers on March 26, 2021.
- » Signed by the Atlanta Falcons on April 8, 2024.

### REGULAR SEASON COMPARISON: DEFENSIVE - BALTIMORE RAVENS

DATE	OPP	W/L	GP/GS	TACKLES							MISC							
				TOT	SOLO	ASST	SACK	YDS.	INT	TFL	PD	QBH	TD	FF	FR			
12/19/21	GB @ BLT	W	P	2	1	1	0.0	0.0	0	0	0	0	0	0	0	0	0	0
<b>TOTALS</b>		1/0	1/0	2	1	1	0.0	0.0	0	0	0	0	0	0	0	0	0	0

### KEVIN KING'S NFL REGULAR SEASON DEFENSIVE STATISTICS

DATE	TEAM	GP	GS	TK	S	A	TACKLES							INTERCEPTIONS							FUMBLES							ST			MISC			
							TFL	YDS	SK	YDS	QBH	NO	YDS	LG	TD	PD	FF	FR	TD	YDS	TK	S	A	FF	FR	S	A							
2021	Packers	10	6	27	20	7	0	0	0.0	0.0	1	1	0	0	0	3	0	0	0	0	2	1	1	0	0	0	0	0	0	0	0	0	0	
2020	Packers	11	11	57	45	12	0	0	0.0	0.0	1	0	0	0	0	5	1	1	0	48	0	0	0	0	0	0	0	0	0	0	0	0	0	
2019	Packers	15	14	66	56	10	3	4	1.0	2.0	1	5	54	39	0	15	1	0	0	0	0	0	0	0	0	0	0	0	0	0	0	0	0	0
2018	Packers	6	6	16	13	3	1	2	0.0	0.0	0	1	0	0	0	2	0	1	0	0	1	1	0	0	0	0	0	0	0	0	0	0	0	0
2017	Packers	9	5	27	21	6	1	4	0.0	0.0	0	0	0	0	0	5	0	0	0	1	1	0	0	0	0	0	0	0	0	0	0	0	0	0
<b>NFL TOTALS</b>		51	42	193	155	38	5	10	1.0	2.0	3	7	54	39	0	30	2	2	0	48	4	3	1	0	0	0	0	0	0	0	0	0	0	0

### KEVIN KING'S NFL POSTSEASON DEFENSIVE STATISTICS

DATE	TEAM	GP	GS	TK	S	A	TACKLES							INTERCEPTIONS							FUMBLES							ST			MISC					
							TFL	YDS	SK	YDS	QBH	NO	YDS	LG	TD	PD	FF	FR	TD	YDS	TK	S	A	FF	FR	S	A									
2021	Packers	1	0	1	0	1	0	0	0.0	0.0	0	0	0	0	0	0	0	0	0	0	1	1	0	0	0	0	0	0	0	0	0	0	0	0	0	
2020	Packers	2	2	12	9	3	1	3	0.0	0.0	0	0	0	0	0	0	0	0	0	0	0	0	0	0	0	0	0	0	0	0	0	0	0	0	0	0
2019	Packers	2	2	6	6	0	0	0	0.0	0.0	0	0	0	0	0	2	0	0	0	0	0	0	0	0	0	0	0	0	0	0	0	0	0	0	0	0
<b>NFL TOTALS</b>		5	4	19	15	4	1	3	0.0	0.0	0	0	0	0	0	2	0	0	0	0	1	1	0	0	0	0	0	0	0	0	0	0	0	0	0	0

### KEVIN KING'S SINGLE-GAME HIGHS: DEFENSIVE

<b>Total Tackles</b>	10 at Chicago Bears, Jan 03, 2021 8 vs. Denver Broncos, Sep 22, 2019 8 at Detroit Lions, Oct 07, 2018	<b>Tackles For Loss</b>	1 at Minnesota Vikings, Dec 23, 2019 1 vs. Carolina Panthers, Nov 10, 2019 ...4 more at 1.
<b>Solo Tackles</b>	8 vs. Denver Broncos, Sep 22, 2019 7 at Chicago Bears, Jan 03, 2021 6 vs. Carolina Panthers, Dec 19, 2020 ...2 more at 6.	<b>Interceptions</b>	1 vs. Seattle Seahawks, Nov 14, 2021 1 at Minnesota Vikings, Dec 23, 2019 ...5 more at 1.
<b>Sacks</b>	1.0 at Chicago Bears, Sep 05, 2019	<b>Interception Return Yards</b>	39 at Minnesota Vikings, Dec 23, 2019 15 at Dallas Cowboys, Oct 06, 2019 11 at New York Giants, Dec 01, 2019
<b>Passes Defensed</b>	4 vs. Philadelphia Eagles, Sep 26, 2019 3 vs. Chicago Bears, Nov 29, 2020 3 vs. Carolina Panthers, Nov 10, 2019	<b>Special Teams Tackles</b>	1 at Baltimore Ravens, Dec 19, 2021 1 vs. Chicago Bears, Dec 12, 2021 ...2 more at 1.
<b>Forced Fumbles</b>	1 vs. Carolina Panthers, Dec 19, 2020 1 at Dallas Cowboys, Oct 06, 2019	<b>Longest Opp Fumble Return</b>	48 vs. Carolina Panthers, Dec 19, 2020
<b>Fumble Recoveries</b>	1 vs. Carolina Panthers, Dec 19, 2020 1 vs. San Francisco 49ers, Oct 15, 2018		

### KEVIN KING'S SINGLE-GAME HIGHS - POSTSEASON: DEFENSIVE

<b>Total Tackles</b>	8 vs. Los Angeles Rams, Jan 16, 2021 4 vs. Tampa Bay Buccaneers, Jan 24, 2021 4 vs. Seattle Seahawks, Jan 12, 2020	<b>Tackles For Loss</b>	1 vs. Tampa Bay Buccaneers, Jan 24, 2021
<b>Solo Tackles</b>	5 vs. Los Angeles Rams, Jan 16, 2021 4 vs. Tampa Bay Buccaneers, Jan 24, 2021 4 vs. Seattle Seahawks, Jan 12, 2020	<b>Special Teams Tackles</b>	1 vs. San Francisco 49ers, Jan 22, 2022
<b>Passes Defensed</b>	3 at San Francisco 49ers, Jan 19, 2020		


### KEVIN KING'S 2021 GXG REGULAR-SEASON STATISTICS (PACKERS)

DATE	OPPONENT	P/S	TACKLES							INTERCEPTIONS					FUMBLES				ST			MIS		SCORE	
			T	K	S	ASK	YD	TF	YD	QB	N	YD	L	T	P	F	F	T	YD	T	F	F	S		A
09/12	at Saints	S	1	10	0	0.0	0	0	0	0	0	0	0	0	0	0	0	0	0	0	0	0	0	L	3-38
09/20	Lions	S	4	22	0	0.0	0	0	1	0	0	0	0	1	0	0	0	0	0	0	0	0	W	35-17	
09/26	at 49ers		ON INACTIVE LIST																				W	30-28	
10/03	Steelers		ON INACTIVE LIST																				W	27-17	
10/10	at Bengals	S	5	41	0	0.0	0	0	0	0	0	0	0	0	0	0	0	0	0	0	0	0	W	25-22+	
10/17	at Bears		ON INACTIVE LIST																				W	24-14	
10/24	Football Team		ON INACTIVE LIST																				W	24-10	
10/28	at Cardinals		ON INACTIVE LIST																				W	24-21	
11/07	at Chiefs	S	7	43	0	0.0	0	0	0	0	0	0	0	1	0	0	0	0	0	0	0	0	L	7-13	
11/14	Seahawks	S	1	10	0	0.0	0	0	0	1	0	0	0	1	0	0	0	0	0	0	0	0	W	17-0	
11/21	at Vikings	S	2	20	0	0.0	0	0	0	0	0	0	0	0	0	0	0	0	0	0	0	0	L	31-34	
11/28	Rams		ON INACTIVE LIST																				W	36-28	
12/12	Bears	P	0	00	0	0.0	0	0	0	0	0	0	0	0	0	0	0	1	0	1	0	0	W	45-30	
12/19	at Ravens	P	2	11	0	0.0	0	0	0	0	0	0	0	0	0	0	0	1	1	0	0	0	W	31-30	
01/02	Vikings	P	2	20	0	0.0	0	0	0	0	0	0	0	0	0	0	0	0	0	0	0	0	W	37-10	
01/09	at Lions	P	3	30	0	0.0	0	0	0	0	0	0	0	0	0	0	0	0	0	0	0	0	L	30-37	
2021 TOTALS	10-6		27	270	0	0.0	0	0	1	1	0	0	0	3	0	0	0	2	11	0	0	0	12-4		

+ - Overtime

### KEVIN KING'S 2021 GXG POSTSEASON STATISTICS (PACKERS)

DATE	OPPONENT	P/S	TACKLES							INTERCEPTIONS					FUMBLES				ST			MIS		SCORE	
			T	K	S	ASK	YD	TF	YD	QB	N	YD	L	T	P	F	F	T	YD	T	F	F	S		A
01/22	49ers	P	1	0	1	0	0.0	0	0	0	0	0	0	0	0	0	0	0	1	1	0	0	0	L	10-13
2021 TOTALS	1-0		1	0	1	0	0.0	0	0	0	0	0	0	0	0	0	0	1	1	0	0	0	0-1		



# YOUNGBWOE KOO

ACTIVE / KICKER

# 6



**Height:** 5-10

**DOB:** 8/3/1994 (age-29)

**Experience:** 7 Yrs

**With Falcons:** 6 Yrs

**Hometown:** Seoul, South Korea

**Weight:** 193 lbs

**School:** Georgia Southern

**Acquired:** FA-19

**Pronunciation:** young-way



## CAREER

- » Has played in 78 games, making 154-of-174 field goal attempts (88.5 percent) with a long of 54.
- » Made 32-of-37 field goal attempts (86.5 percent) and connected on 27-of-28 extra point attempts (96.4 percent) for the Falcons in 2023.
- » Passed Mick Luckhart (558) for third-most points in team history with 563 in Week 14 vs. Tampa Bay.
- » Played in all 17 games, making 32-of-37 field goal attempts (86.5 percent) with a long of 54 in 2022.
- » His 32 field goal makes are tied for the sixth-most in a single season in franchise history in the 2022 season.
- » He made a career-high nine field goals of 40-or-more yards in 2022.
- » Played in 17 games, making 27-of-29 (93.1 percent) field goal attempts with a long of 54 yards in 2021.
- » Made three game-winning field goals (Week 3, 7, and 9) in 2021. Koo was one field goal short of sharing the NFL record for most game-winning field goals in a season (4) with Jason Elam (2007) and Matt Prater (2011).
- » Made 37-of-39 attempts (94.9 percent), including 8-of-8 from at least 50 yards and 33 extra point attempts for a career-high 144 points in 15 games in 2020. Led the NFL in made field goals and tied for the league lead in points scored.
- » Surpassed Matt Bryant (35 in 2016, 2017) for the most made field goals in a single season with 37, and became the first player in franchise history to make at least eight field goals of at least 50 yards without a miss.
- » From Week 4-15 of the 2020 season, made 27 consecutive field goals, the longest such streak in a single season in franchise history and the second-longest streak in franchise history overall.
- » Played in eight games for the Falcons in 2019, converting 23-of-26 field goal attempts, 15 PATs and totaling 84 points. Koo led the NFL with the most points from Week 10-17.
- » Went four-for-four (37, 36, 48, 30) on field goals in his debut with the Falcons against the New Orleans Saints in Week 10 of 2019. Named NFC Special Teams Player of the Week for his performance.

- » Made all four field goal attempts, including a 37-yarder, 35-yarder, 29-yarder, and a season-long 50-yarder during Week 14 against the Carolina Panthers in 2019. The Georgia Southern alum also recovered Damontae Kazee's fumble at the Carolina 16-yard line, which set up his 29-yard field goal. Named NFC Special Teams Player of the Week for his performance.
- » Spent time with the New England Patriots practice squad during October of 2019.
- » Signed with the Atlanta Legends of the AAF in January of 2019 where he was 14-for-14 on field goals in eight games.

### Los Angeles Chargers

- » Signed by the Chargers as a free agent following the 2017 NFL Draft; converted three of six field-goal attempts and all nine of his extra-point attempts.

## HONORS

- » Pro Bowl Selection (2020)
- » NFC Special Teams Player of the Week (4x - Week 10, 2019; Week 14, 2019; Week 7, 2023; Week 16, 2023)
- » NFC Special Teams Player of the Month (2x - November, 2020; December/January, 2022)

## COLLEGE

- » Became the first kicker in Georgia Southern history to be named a finalist for the Lou Groza Award.
- » In 2016, he became the program's first FBS All-American (Third-Team).
- » During his senior season (2016), he led the team in scoring with 85 points and also ranked second in the country for field goal percentage, hitting 19 of 20 tries.
- » At the end of his collegiate career, he set a new school record for career field goal percentage, hitting 31 of 35 (88.6%).
- » Received All-Sun Belt honors.

## PERSONAL

- » One of four NFL players born in South Korea.

## IN THE COMMUNITY

### GIVING BACK

- » Hosted Thanksgiving dinner for women at My Sister's House.
- » Participated in Hometown Huddle where the entire team volunteered and cleaned Anderson Park in Atlanta.
- » Threw the first pitch at the Atlanta Braves game in celebration of AAPI Heritage Month.

## TRANSACTIONS

- » Signed with the Los Angeles Chargers as an undrafted free agent following the 2017 NFL Draft.
- » Signed with the Atlanta Legends of the AAF on Jan. 14, 2019.
- » Signed to the New England Patriots practice squad on Oct. 4, 2019.
- » Signed by the Atlanta Falcons on Oct. 29, 2019.
- » Signed a five-year contract extension with the Atlanta Falcons on March 15, 2022.

### REGULAR SEASON COMPARISON: KICKING - BALTIMORE RAVENS

DATE	OPP	W/L	GP/GS	FGM	FGA	PCT	LONG	XPM	XPA	PTS	1-19	20-29	30-39	40-49	50+	KO	TB
12/24/22	ATL @ BLT	L	P	3	3	100%	37	0	0	0	0-0	0-0	1-1	0-0	0-0	0	0
<b>TOTALS</b>		0/1	1/0	3	3	100%	37	0	0	0	0-0	0-0	1-1	0-0	0-0	0	0

### YOUNGHOE KOO'S NFL REGULAR SEASON KICKING STATISTICS

DATE	TEAM	GP	FGM	FGA	PCT.	LG	XP	XPA	PCT.	BLK	PTS
2023	Falcons	17	32	37	86.5	54	27	28	96.4	0	123
2022	Falcons	17	32	37	86.5	54	33	35	94.3	1	129
2021	Falcons	17	27	29	93.1	54	30	30	100.0	0	111
2020	Falcons	15	37	39	94.9	54	33	36	91.7	0	144
2019	Falcons	8	23	26	88.5	50	15	16	93.8	0	84
Went from L.A. Chargers to Atlanta.											
2019	Chargers	0	0	0	0.0	0	0	0	0.0	0	0
2019	<b>TOTAL</b>	8	23	26	88.5	50	15	16	93.8	0	84
2018	Chargers	0	0	0	0.0	0	0	0	0.0	0	0
2017	Chargers	4	3	6	50.0	41	9	9	100.0	1	18
<b>NFL TOTALS</b>		78	154	174	88.5	54	147	154	95.5	2	609

### YOUNGHOE KOO'S NFL REGULAR SEASON FIELD-GOAL ACCURACY STATISTICS

DATE	TEAM	1-19	PCT.	20-29	PCT.	30-39	PCT.	40-49	PCT.	50+	PCT.
2023	Falcons	0-0	0.0	10-10	100.0	10-10	100.0	9-11	81.8	3-6	50.0
2022	Falcons	0-0	0.0	9-9	100.0	7-7	100.0	9-10	90.0	7-11	63.6
2021	Falcons	0-0	0.0	8-8	100.0	9-9	100.0	6-7	85.7	4-5	80.0
2020	Falcons	0-0	0.0	10-10	100.0	11-12	91.7	8-9	88.9	8-8	100.0
2019	Falcons	0-0	0.0	6-6	100.0	9-10	90.0	7-9	77.8	1-1	100.0
Went from L.A. Chargers to Atlanta.											
2019	Chargers	0-0	0.0	0-0	0.0	0-0	0.0	0-0	0.0	0-0	0.0
2019	<b>TOTAL</b>	0-0	0.0	6-6	100.0	9-10	90.0	7-9	77.8	1-1	100.0
2018	Chargers	0-0	0.0	0-0	0.0	0-0	0.0	0-0	0.0	0-0	0.0
2017	Chargers	0-0	0.0	2-2	100.0	0-0	0.0	1-4	25.0	0-0	0.0
<b>NFL TOTALS</b>		0-0	0.0	45-45	100.0	46-48	95.8	40-50	80.0	23-31	74.2

### YOUNGHOE KOO'S SINGLE-GAME HIGHS: KICKER

<b>Field Goals Made</b>	5 vs. Indianapolis Colts, Dec 24, 2023 5 vs. Las Vegas Raiders, Nov 29, 2020 ...1 more at 5.	<b>Points</b>	19 vs. Las Vegas Raiders, Nov 29, 2020 17 vs. Indianapolis Colts, Dec 24, 2023 16 at Minnesota Vikings, Oct 18, 2020 ...2 more at 16.
<b>Field Goal Attempts</b>	5 vs. Indianapolis Colts, Dec 24, 2023 5 vs. New Orleans Saints, Sep 11, 2022 ...2 more at 5.	<b>Special Teams Tackles</b>	1 at Carolina Panthers, Dec 12, 2021 1 at Jacksonville Jaguars, Nov 28, 2021 ...2 more at 1.
<b>Longest Field Goals Made</b>	54 vs. Minnesota Vikings, Nov 05, 2023 54 at Seattle Seahawks, Sep 25, 2022 ...4 more at 54.	<b>Kickoff Average</b>	66.2 vs. Jacksonville Jaguars, Dec 22, 2019 66.2 vs. Tampa Bay Buccaneers, Dec 20, 2020 66.1 vs. Carolina Panthers, Dec 08, 2019
<b>Longest Field Goal Attempts</b>	63 vs. New Orleans Saints, Sep 11, 2022 58 at Washington Commanders, Nov 27, 2022 54 vs. Minnesota Vikings, Nov 05, 2023 ...5 more at 54.	<b>Field Goal Percentage</b>	100.0 vs. Indianapolis Colts, Dec 24, 2023 100.0 vs. Minnesota Vikings, Nov 05, 2023 ...9 more at 100.0.
<b>PATs Made</b>	4 vs. Carolina Panthers, Oct 30, 2022 4 vs. San Francisco 49ers, Oct 16, 2022 ...4 more at 4.	<b>Touchbacks</b>	6 at Minnesota Vikings, Oct 18, 2020 5 vs. Carolina Panthers, Dec 08, 2019 5 vs. Tampa Bay Buccaneers, Nov 24, 2019
<b>PAT Attempts</b>	4 vs. Carolina Panthers, Oct 30, 2022 4 vs. San Francisco 49ers, Oct 16, 2022 ...4 more at 4.		

## YOUNGHOE KOO'S 2023 GXG REGULAR-SEASON STATISTICS (FALCONS)

		FIELD GOALS				EXTRA POINTS							
DATE	OPPONENT	FGM	FGA	PCT	LG	XP	XPA	PCT	BLK	PTS	W/L	SCORE	
09/10	Panthers	P	1	1	100.0	49	3	3	100.0	0	6	W	24-10
09/17	Packers	P	4	4	100.0	39	1	2	50.0	0	13	W	25-24
09/24	at Lions	P	2	3	66.7	48	0	0	0.0	0	6	L	6-20
10/01	at Jaguars	P	0	0	0.0	0	1	1	100.0	0	1	L	7-23
10/08	Texans	P	2	2	100.0	37	1	1	100.0	0	7	W	21-19
10/15	Commanders	P	1	1	100.0	47	1	1	100.0	0	4	L	16-24
10/22	at Buccaneers	P	3	3	100.0	51	1	1	100.0	0	10	W	16-13
10/29	at Titans	P	3	3	100.0	49	2	2	100.0	0	11	L	23-28
11/05	Vikings	P	4	4	100.0	54	2	2	100.0	0	14	L	28-31
11/12	at Cardinals	P	1	1	100.0	36	2	2	100.0	0	5	L	23-25
11/26	Saints	P	1	1	100.0	39	3	3	100.0	0	6	W	24-15
12/03	at Jets	P	2	2	100.0	42	1	1	100.0	0	7	W	13-8
12/10	Buccaneers	P	1	3	33.3	20	2	2	100.0	0	5	L	25-29
12/17	at Panthers	P	0	0	0.0	0	1	1	100.0	0	1	L	7-9
12/24	Colts	P	5	5	100.0	47	2	2	100.0	0	17	W	29-10
12/31	at Bears	P	1	3	33.3	38	2	2	100.0	0	5	L	17-37
01/07	at Saints	P	1	1	100.0	30	2	2	100.0	0	5	L	17-48
<b>2023 TOTALS</b>	<b>17</b>		<b>32</b>	<b>37</b>	<b>86.5</b>	<b>54</b>	<b>27</b>	<b>28</b>	<b>96.4</b>	<b>0</b>	<b>123</b>	<b>7-10</b>	

## YOUNGHOE KOO'S 2022 GXG REGULAR-SEASON STATISTICS (FALCONS)

		FIELD GOALS				EXTRA POINTS							
DATE	OPPONENT	FGM	FGA	PCT	LG	XP	XPA	PCT	BLK	PTS	W/L	SCORE	
09/11	Saints	P	4	5	80.0	54	2	2	100.0	0	14	L	26-27
09/18	at Rams	P	1	2	50.0	26	2	2	100.0	0	5	L	27-31
09/25	at Seahawks	P	2	2	100.0	54	3	3	100.0	0	9	W	27-23
10/02	Browns	P	3	3	100.0	45	2	2	100.0	0	11	W	23-20
10/09	at Buccaneers	P	0	1	0.0	0	1	1	100.0	0	1	L	15-21
10/16	49ers	P	0	0	0.0	0	4	4	100.0	0	4	W	28-14
10/23	at Bengals	P	1	1	100.0	43	2	2	100.0	0	5	L	17-35
10/30	Panthers	P	3	3	100.0	41	4	4	100.0	0	13	W	37-34+
11/06	Chargers	P	1	2	50.0	29	2	2	100.0	0	5	L	17-20
11/10	at Panthers	P	1	1	100.0	33	0	2	0.0	1	3	L	15-25
11/20	Bears	P	2	2	100.0	53	3	3	100.0	0	9	W	27-24
11/27	at Commanders	P	2	3	66.7	48	1	1	100.0	0	7	L	13-19
12/04	Steelers	P	3	3	100.0	51	1	1	100.0	0	10	L	16-19
12/18	at Saints	P	1	1	100.0	28	1	1	100.0	0	4	L	18-21
12/24	at Ravens	P	3	3	100.0	37	0	0	0.0	0	9	L	9-17
01/01	Cardinals	P	2	2	100.0	27	2	2	100.0	0	8	W	20-19
01/08	Buccaneers	P	3	3	100.0	51	3	3	100.0	0	12	W	30-17
<b>2022 TOTALS</b>	<b>17</b>		<b>32</b>	<b>37</b>	<b>86.5</b>	<b>54</b>	<b>33</b>	<b>35</b>	<b>94.3</b>	<b>1</b>	<b>129</b>	<b>7-10</b>	

+ - Overtime

## YOUNGHOE KOO'S 2021 GXG REGULAR-SEASON STATISTICS (FALCONS)

DATE	OPPONENT		FIELD GOALS				EXTRA POINTS						W/L	SCORE
			FGM	FGA	PCT	LG	XP	XPA	PCT	BLK	PTS			
09/12	Eagles	P	2	2	100.0	27	0	0	0.0	0	6	L	6-32	
09/19	at Buccaneers	P	1	1	100.0	36	2	2	100.0	0	5	L	25-48	
09/26	at Giants	P	1	1	100.0	40	2	2	100.0	0	5	W	17-14	
10/03	Football Team	P	1	1	100.0	25	3	3	100.0	0	6	L	30-34	
10/10	Jets	P	2	2	100.0	52	3	3	100.0	0	9	W	27-20	
10/24	at Dolphins	P	3	3	100.0	36	3	3	100.0	0	12	W	30-28	
10/31	Panthers	P	2	3	66.7	53	1	1	100.0	0	7	L	13-19	
11/07	at Saints	P	2	2	100.0	32	3	3	100.0	0	9	W	27-25	
11/14	at Cowboys	P	1	1	100.0	35	0	0	0.0	0	3	L	3-43	
11/18	Patriots	P	0	1	0.0	0	0	0	0.0	0	0	L	0-25	
11/28	at Jaguars	P	0	0	0.0	0	3	3	100.0	0	3	W	21-14	
12/05	Buccaneers	P	1	1	100.0	21	2	2	100.0	0	5	L	17-30	
12/12	at Panthers	P	3	3	100.0	48	2	2	100.0	0	11	W	29-21	
12/19	at 49ers	P	2	2	100.0	48	1	1	100.0	0	7	L	13-31	
12/26	Lions	P	2	2	100.0	53	2	2	100.0	0	8	W	20-16	
01/02	at Bills	P	2	2	100.0	28	1	1	100.0	0	7	L	15-29	
01/09	Saints	P	2	2	100.0	54	2	2	100.0	0	8	L	20-30	
<b>2021 TOTALS</b>		<b>17</b>	<b>27</b>	<b>29</b>	<b>93.1</b>	<b>54</b>	<b>30</b>	<b>30</b>	<b>100.0</b>	<b>0</b>	<b>111</b>	<b>7-10</b>		



# JOHN LEGLUE

ACTIVE / OFFENSIVE LINEMAN

# 66



**Height:** 6-7

**DOB:** 4/17/1996 (age-28)

**Experience:** 2 Yrs

**With Falcons:** 1 Yr

**Hometown:** Alexandria, La.

**Weight:** 310 lbs

**School:** Tulane

**Acquired:** PS-23

**Pronunciation:** leh-GLOO

## CAREER

- » Appeared in one game for the Falcons at left tackle in 2023.
- » Has spent time with the Denver Broncos, New Orleans Saints, Green Bay Packers, Pittsburgh Steelers, Tennessee Titans and Atlanta Falcons.
- » Appeared in six games (one start) with the Steelers in 2021.

## COLLEGE

- » Played in 49 games with 38 starts in four seasons at Tulane (2014-18).
- » As a senior (2018), started all 13 games at right guard, blocking for a Tulane offense that ranked No. 5 in the American Athletic Conference in rushing (218.2 yards per game).
- » As a junior (2017), started 11 games at right tackle and one game at left tackle. Was a part of a Green Wave offense that averaged 231.5 rushing yards per game, good for No. 4 in the AAC.

## PERSONAL

- » Attended Holy Savior Menard Central (Alexandria, La.) High School and earned first-team all-district honors three times while contributing to an Eagles team that posted a 32-13 record during his tenure, including a District 3-2A title as a freshman.
- » Earned All-Central Louisiana honors as a junior and senior.
- » Was a four-year letterman in baseball, earning all-district and All-Central Louisiana honors.
- » Was a three-year letterman in basketball.

## IN THE COMMUNITY

- » During the 2023 offseason, Leglue hosted the inaugural John Leglue youth football camp at Holy Savior Menard Central High School in his hometown of Alexandria, La.

## TRANSACTIONS

- » Originally signed by the Denver Broncos following the 2019 NFL Draft.
- » Waived by the Denver Broncos on Aug. 31, 2019.
- » Signed to the New Orleans Saints practice squad on Sept. 1, 2019.
- » Signed by the Green Bay Packers to the team's active roster off of the Saints' practice squad on Dec. 21, 2019.
- » Waived by the Green Bay Packers on Sept. 5, 2020.
- » Signed to the Pittsburgh Steelers practice squad on Dec. 29, 2020.
- » Signed to a future's contract by the Pittsburgh Steelers on Jan. 14, 2021.
- » Waived by the Pittsburgh Steelers on Aug. 31, 2021.
- » Signed to the Pittsburgh Steelers practice squad on Sept. 1, 2021.
- » Signed by the Pittsburgh Steelers on Nov. 27, 2021.
- » Waived by the Pittsburgh Steelers on Aug. 30, 2022.
- » Signed to the Pittsburgh Steelers practice squad on Aug. 31, 2022.
- » Waived by the Pittsburgh Steelers on Jan. 16, 2023.



- » Signed to a future's contract by the Tennessee Titans on Jan. 17, 2023.
- » Waived by the Tennessee Titans on Aug. 29, 2023.
- » Signed to the Atlanta Falcons practice squad on Nov. 7, 2023.
- » Signed to a Reserve/Future contract with the Atlanta Falcons on Jan. 9, 2024.

### JOHN LEGLUE'S NFL REGULAR SEASON STATISTICS

DATE	TEAM	GP	GS
2023	Titans	0	0
2022	Steelers	0	0
2021	Steelers	6	5
2019	Packers	0	0
Went from <b>New Orleans</b> to <b>Green Bay</b> .			
2019	Saints	0	0
2019	<b>TOTAL</b>	<b>0</b>	<b>0</b>
<b>NFL TOTALS</b>		<b>6</b>	<b>5</b>

### JOHN LEGLUE'S NFL POSTSEASON STATISTICS

DATE	TEAM	GP	GS
2021	Steelers	1	1
2019	Packers	0	0
<b>NFL TOTALS</b>		<b>1</b>	<b>1</b>

### JOHN LEGLUE'S 2023 GXG REGULAR-SEASON STATISTICS (TITANS)

DATE	OPPONENT	P/S		W/L	SCORE
09/10	at Saints		DID NOT PLAY	L	15-16
09/17	Chargers		DID NOT PLAY	W	27-24+
09/24	at Browns		DID NOT PLAY	L	3-27
10/01	Bengals		NOT ON ROSTER	W	27-3
10/08	at Colts		NOT ON ROSTER	L	16-23
10/15	Ravens		NOT ON ROSTER	L	16-24
10/29	Falcons		NOT ON ROSTER	W	28-23
11/02	at Steelers		NOT ON ROSTER	L	16-20
11/12	at Buccaneers		DID NOT PLAY	L	6-20
11/19	at Jaguars		DID NOT PLAY	L	14-34
11/26	Panthers		DID NOT PLAY	W	17-10
12/03	Colts		DID NOT PLAY	L	28-31+
12/11	at Dolphins		DID NOT PLAY	W	28-27
12/17	Texans		DID NOT PLAY	L	16-19+
12/24	Seahawks		DID NOT PLAY	L	17-20
12/31	at Texans		DID NOT PLAY	L	3-26
01/07	Jaguars		DID NOT PLAY	W	28-20
<b>2023 TOTALS</b>		<b>0-0</b>		<b>6-11</b>	

+- Overtime

**JOHN LEGLUE'S 2022 GXG REGULAR-SEASON STATISTICS (STEELERS)**

DATE	OPPONENT	P/S		W/L	SCORE
09/11	at Bengals		PRACTICE SQUAD	W	23-20+
09/18	Patriots		PRACTICE SQUAD	L	14-17
09/22	at Browns		PRACTICE SQUAD	L	17-29
10/02	Jets		PRACTICE SQUAD	L	20-24
10/09	at Bills		PRACTICE SQUAD	L	3-38
10/16	Buccaneers		PRACTICE SQUAD	W	20-18
10/23	at Dolphins		PRACTICE SQUAD	L	10-16
10/30	at Eagles		PRACTICE SQUAD	L	13-35
11/13	Saints		PRACTICE SQUAD	W	20-10
11/20	Bengals		PRACTICE SQUAD	L	30-37
11/28	at Colts		PRACTICE SQUAD	W	24-17
12/04	at Falcons		PRACTICE SQUAD	W	19-16
12/11	Ravens		PRACTICE SQUAD	L	14-16
12/18	at Panthers		PRACTICE SQUAD	W	24-16
12/24	Raiders		PRACTICE SQUAD	W	13-10
01/01	at Ravens		PRACTICE SQUAD	W	16-13
01/08	Browns		PRACTICE SQUAD	W	28-14
<b>2022 TOTALS</b>		0-0		9-8	

+- Overtime

**JOHN LEGLUE'S 2021 GXG REGULAR-SEASON STATISTICS (STEELERS)**

DATE	OPPONENT	P/S		W/L/T	SCORE
09/12	at Bills		PRACTICE SQUAD	W	23-16
09/19	Raiders		PRACTICE SQUAD	L	17-26
09/26	Bengals		PRACTICE SQUAD	L	10-24
10/03	at Packers		PRACTICE SQUAD	L	17-27
10/10	Broncos		PRACTICE SQUAD	W	27-19
10/17	Seahawks		PRACTICE SQUAD	W	23-20+
10/31	at Browns		PRACTICE SQUAD	W	15-10
11/08	Bears		PRACTICE SQUAD	W	29-27
11/14	Lions		PRACTICE SQUAD	T	16-16
11/21	at Chargers		PRACTICE SQUAD	L	37-41
11/28	at Bengals		DID NOT PLAY (NON-INJURY)	L	10-41
12/05	Ravens	P		W	20-19
12/09	at Vikings	S		L	28-36
12/19	Titans	S		W	19-13
12/26	at Chiefs	S		L	10-36
01/03	Browns	S		W	26-14
01/09	at Ravens	S		W	16-13+
<b>2021 TOTALS</b>		6-5		9-7-1	

+- Overtime

**JOHN LEGLUE'S 2021 GXG POSTSEASON STATISTICS (STEELERS)**

DATE	OPPONENT	P/S		W/L	SCORE
01/16	at Chiefs	S		L	21-42
<b>2021 TOTALS</b>		1-1		0-1	



# CHRIS LINDSTROM

ACTIVE / GUARD

# 63



Height: 6-4

DOB: 2/28/1997 (age-27)

Experience: 6 Yrs

With Falcons: 6 Yrs

Weight: 299 lbs

School: Boston College

Acquired: D1a '19

Hometown: Dudley, Mass.



## CAREER

- » Has started all 71 games he has appeared in since entering the NFL in 2019.
- » Started all 16 games he appeared in at right guard and was named to his second-consecutive AP All-Pro team and Pro Bowl Games.
- » Started all 17 games at right guard and was rated the top offensive player regardless of position by Pro Football Focus with a 95.0 rating and named first-team All-Pro by PFF in 2022.
- » In 2022, helped the Falcons rush for the second-most yards in a single season in franchise history (2,718 yards).
- » Named PFF's top-rated offensive lineman in Weeks 11, 12, 13 and 17 in the 2022 season.
- » Blocked for an offense that rushed for more than 100 yards in 15 consecutive games for the third time in franchise history in 2022, and the first time since 2005.
- » Started all 17 games and, per Pro Football Focus, was the only guard to not allow a sack in 2021.
- » Started all 16 games at right guard in 2020.
- » Saw action in five games, making five starts during the 2019 season.

- » Atlanta Falcons Walter Payton NFL Man of the Year Nominee (2022)

## COLLEGE

- » During his four-year career at Boston College saw action in 50 games, earning All-ACC honors twice and was named an All-American by the AFCA (second team), The Athletic (second team) and the Associated Press (third team).
- » In 2018, saw action in 12 games, not allowing a single sack and only three hurries, earning All-ACC first-team honors.
- » Named All-ACC second-team honors after junior campaign, leading his team in career starts (36) and career games played (39). Helped lead a productive offensive line unit that ranked second in the ACC and tied for 13th nationally with just 13 sacks allowed.

## PERSONAL

- » Member of the Shepherd Hill High School's offensive line that allowed the Rams to run for over 3,000 yards in junior and senior campaigns.
- » Named to the 2014 Massachusetts Football Coaches All-State team, a two-time ESPN Boston All-State selection, earned ESPN Boston's Lineman of the Year award as a senior.
- » Parents are Chris and Dawn Lindstrom, the second oldest of six children.
- » His father, Chris, was a hall of fame lineman at Boston University and spent three seasons in the NFL, and his uncle, Eric, played defensive end at The Heights (1984-88).

## HONORS

- » Two-time Pro Bowler (2022, 2023)
- » 2x Second-team AP All-Pro (2022, 2023)
- » 2x PFWA All-NFC Team (2022, 2023)

## IN THE COMMUNITY

### GIVING BACK

- » Gave Thanksgiving meals to over 1500 families in Atlanta as part of the Falcons Feast at Home Depot Backyard.
- » Visited Ronald McDonald House Charities-Atlanta to serve families Moe's dinner.
- » Attended Dazzle & Dine a hibachi dinner for breast cancer survivors and fighters where he cooked a meal for 1 of 10 women honored at the dinner.
- » Surprised the Flowery Branch High School football team with a food truck after practice to kickoff their Homecoming week.
- » Participated in Hometown Huddle where the entire team volunteered and cleaned Anderson Park in Atlanta.
- » Completed beautification projects on the campus of John Lewis Invictus Academy to conclude the eight days of service in honor of Mr. Blank's 80th birthday.
- » Visited Joint Army and Airforce Base, Lewis-McChord Army and spent time with active military members in Seattle, Wash.
- » Surprised four local educators with a shopping spree for their classrooms and students.
- » Spent a day celebrating hospital staff at Children's Healthcare of Atlanta-Egleston with a season kickoff party filled with

games and food trucks.

- » Attended Fishing with the Falcons Boat Day, where players spends time fishing with military veterans.
- » Attended the Special K first ever flag football event.

## TRANSACTIONS

- » Selected by the Atlanta Falcons in the first round (14th overall) of the 2019 NFL Draft.
- » Signed a five-year contract extension with the Atlanta Falcons on March 13, 2023.

### CHRIS LINDSTROM'S NFL REGULAR SEASON STATISTICS

DATE	TEAM	GP	GS
2023	Falcons	16	16
2022	Falcons	17	17
2021	Falcons	17	17
2020	Falcons	16	16
2019	Falcons	5	5
NFL TOTALS		71	71

### CHRIS LINDSTROM'S 2023 GXG REGULAR-SEASON STATISTICS (FALCONS)

DATE	OPPONENT	P/S	W/L	SCORE
09/10	Panthers	S	W	24-10
09/17	Packers	S	W	25-24
09/24	at Lions	S	L	6-20
10/01	at Jaguars	S	L	7-23
10/08	Texans	S	W	21-19
10/15	Commanders	S	L	16-24
10/22	at Buccaneers	S	W	16-13
10/29	at Titans	S	L	23-28
11/05	Vikings	S	L	28-31
11/12	at Cardinals	S	L	23-25
11/26	Saints	S	W	24-15
12/03	at Jets	S	W	13-8
12/10	Buccaneers	S	L	25-29
12/17	at Panthers		ON INACTIVE LIST	L 7-9
12/24	Colts	S	W	29-10
12/31	at Bears	S	L	17-37
01/07	at Saints	S	L	17-48
2023 TOTALS		16-16	7-10	

**CHRIS LINDSTROM'S 2022 GXG REGULAR-SEASON STATISTICS (FALCONS)**

DATE	OPPONENT	P/S	W/L	SCORE
09/11	Saints	S	L	26-27
09/18	at Rams	S	L	27-31
09/25	at Seahawks	S	W	27-23
10/02	Browns	S	W	23-20
10/09	at Buccaneers	S	L	15-21
10/16	49ers	S	W	28-14
10/23	at Bengals	S	L	17-35
10/30	Panthers	S	W	37-34+
11/06	Chargers	S	L	17-20
11/10	at Panthers	S	L	15-25
11/20	Bears	S	W	27-24
11/27	at Commanders	S	L	13-19
12/04	Steelers	S	L	16-19
12/18	at Saints	S	L	18-21
12/24	at Ravens	S	L	9-17
01/01	Cardinals	S	W	20-19
01/08	Buccaneers	S	W	30-17
<b>2022 TOTALS</b>		<b>17-17</b>	<b>7-10</b>	

+ - Overtime

**CHRIS LINDSTROM'S 2021 GXG REGULAR-SEASON STATISTICS (FALCONS)**

DATE	OPPONENT	P/S	W/L	SCORE
09/12	Eagles	S	L	6-32
09/19	at Buccaneers	S	L	25-48
09/26	at Giants	S	W	17-14
10/03	Football Team	S	L	30-34
10/10	Jets	S	W	27-20
10/24	at Dolphins	S	W	30-28
10/31	Panthers	S	L	13-19
11/07	at Saints	S	W	27-25
11/14	at Cowboys	S	L	3-43
11/18	Patriots	S	L	0-25
11/28	at Jaguars	S	W	21-14
12/05	Buccaneers	S	L	17-30
12/12	at Panthers	S	W	29-21
12/19	at 49ers	S	L	13-31
12/26	Lions	S	W	20-16
01/02	at Bills	S	L	15-29
01/09	Saints	S	L	20-30
<b>2021 TOTALS</b>		<b>17-17</b>	<b>7-10</b>	



# DRAKE LONDON

ACTIVE / WIDE RECEIVER

# 5



**Height:** 6-4

**DOB:** 7/24/2001 (age-22)

**Experience:** 3 Yrs

**With Falcons:** 3 Yrs

**Weight:** 219 lbs

**School:** Southern California

**Acquired:** D1-22

**Hometown:** Moorpark, Calif.

## CAREER

- » Has caught 141 passes for 1,771 yards (12.6 avg.) and six touchdowns over two seasons for the Falcons.
- » In 2023, he started all 16 games he appeared while leading the team in receptions and receiving yards for the second consecutive season with 69 receptions for a single-season career-high 905 yards (13.1 avg.) and two receiving touchdowns.
- » Recorded 141 receptions in his first two seasons, surpassing Julio Jones (133) for the most receptions by a player through his first two seasons in franchise history. He also recorded the second-most receiving yards by a player through his first two seasons in franchise history with 1,771 yards, trailing only Julio Jones (2,157 yards from 2011-12).
- » Has recorded 15 games with at least five receptions, tying Julio Jones (2011-12) for the most by a Falcon in his first two seasons (2022-23) in franchise history.
- » Set single-game career highs in receptions (10) and receiving yards (172) in Week 14 vs. Tampa Bay (2023).
- » In 2022, he played in all 17 games (15 starts), recording a franchise rookie record 72 receptions for 866 yards (12.0 avg.) and four receiving touchdowns.
- » He became the first rookie in franchise history with at least five receptions in at least five consecutive games (all five coming in the final five weeks of the season).
- » Became the second rookie in franchise history to record at least 850 receiving yards and four receiving touchdowns in a season, joining Julio Jones (2011) in 2022.
- » At 21 years old, he became the youngest player in franchise history to record at least 70 receptions in a single season in 2022.

## COLLEGE

- » Played three seasons (2019-21) at the University of Southern California.
- » Recorded 160 receptions for 2,153 yards (13.5 avg.) and 15 touchdowns in 27 games (23 starts) for the Trojans.
- » Finished with at least 100 receiving yards in nine games in college.
- » Became the first player to record at least 15 receptions in multiple games in program history.

- » Tallied one reception in 21 consecutive games, dating back to 2019.
- » Recorded 88 receptions for 1,084 yards 912.3 avg.) and seven touchdowns in eight games as a junior. Also rushed for a touchdown in 2021.
- » Earned All-American honors from Pro Football Focus (first team), Football Writers (second team), Walter Camp (second team), Associated Press (third team) and Phil Steele (third team) as a junior despite missing the final four games of the season.
- » Named first-team all-conference and was the 2021 Pac-12 Offensive Player of the Year.
- » Became the first Trojan to record at least 100 receiving yards in five consecutive games since Marquise Lee in 2012.
- » Finished with at least 10 catches in five games as a junior in 2021.
- » Started six games as a sophomore in 2020 and notched 33 receptions for 502 yards (15.2 avg.) and three touchdowns.
- » Earned second-team all-conference honors as a sophomore.
- » Recorded a receiving touchdown in each of USC's final five games of the season in 2019 as a true freshman.
- » Joined the 2020 USC men's basketball team after the 2019 football season and grabbed three rebounds in three games for the Trojans.

## PERSONAL

- » Attended Moorpark (Calif.) High School.
- » Recorded 62 catches for 1,089 yards (17.6 avg.) and 12 touchdowns as a senior in 2018.
- » Named 2018 PrepStar All-American, Tacoma News Tribune Western 100, Cal-Hi Sports All-State third team, All-CIF Division 3, Los Angeles Daily News All-Area first team and All-O'Camino League Co-Wide Receiver of the Year as a senior.
- » Notched 51 receptions for 1,032 yards (20.2 avg.) and 11 touchdowns in 2017.
- » Played basketball at Moorpark and averaged 29.2 points, 11.9 rebounds and 3.8 assists as a senior, while earning All-CIF Division 4 and Los Angeles Times All-Area.

## IN THE COMMUNITY

### GIVING BACK

- » Volunteered by serving lunch and packing meals for families at Crossroads Community Ministries.
- » Visited and spent time with patients at Children's Healthcare of Atlanta-Scottish Rite.

- » Participated in Hometown Huddle where the entire team volunteered and cleaned Anderson Park in Atlanta.
- » Participated in a physical education class with students at Eagle Ranch.
- » Participated in the Fishing with the Falcons Captains Dinner.

## TRANSACTIONS

- » Selected by the Atlanta Falcons in the first round (eighth overall) of the 2022 NFL Draft.

### REGULAR SEASON COMPARISON: RECEIVING - BALTIMORE RAVENS

DATE	OPP	W/L	GP/GS	REC	YDS.	AVG.	TD	LG	TGTS	YAC
12/24/22	ATL @ BLT	L	S	7	96	13.7	0	20	9	10
<b>TOTALS</b>			0/1 1/1	7	96	13.7	0	20	9	10

### DRAKE LONDON'S NFL REGULAR SEASON RUSHING/RECEIVING STATISTICS

		RECEIVING							RUSHING				
DATE	TEAM	GP	GS	NO.	YDS.	AVG.	LG	TD	NO.	YDS.	AVG.	LG	TD
2023	Falcons	16	16	69	905	13.1	45	2	0	0	0.0	0	0
2022	Falcons	17	15	72	866	12.0	40	4	0	0	0.0	0	0
<b>NFL TOTALS</b>		33	31	141	1,771	12.6	45	6	0	0	0.0	0	0

### DRAKE LONDON'S NFL REGULAR SEASON RETURN STATISTICS

		KICKOFF RETURNS					PUNT RETURNS					
DATE	TEAM	RET.	YDS.	AVG.	LG	TD	NO.	FC	YDS.	AVG.	LG	TD
2023	Falcons	0	0	0.0	0	0	0	0	0	0.0	0	0
2022	Falcons	0	0	0.0	0	0	0	0	0	0.0	0	0
<b>NFL TOTALS</b>		0	0	0.0	0	0	0	0	0	0.0	0	0

### DRAKE LONDON'S SINGLE-GAME HIGHS: RECEIVING

<b>Receptions</b>	10 vs. Tampa Bay Buccaneers, Dec 10, 2023 9 vs. Washington Commanders, Oct 15, 2023 8 at Los Angeles Rams, Sep 18, 2022	<b>Receiving TDs</b>	1 at Jacksonville Jaguars, Oct 01, 2023 1 vs. Green Bay Packers, Sep 17, 2023 ...4 more at 1.
<b>Receiving Yards</b>	172 vs. Tampa Bay Buccaneers, Dec 10, 2023 125 vs. Washington Commanders, Oct 15, 2023 120 vs. Tampa Bay Buccaneers, Jan 08, 2023	<b>All-Purpose Yards</b>	172 vs. Tampa Bay Buccaneers, Dec 10, 2023 125 vs. Washington Commanders, Oct 15, 2023 120 vs. Tampa Bay Buccaneers, Jan 08, 2023
<b>Receiving Average</b>	20.0 vs. Tampa Bay Buccaneers, Jan 08, 2023 18.2 vs. New Orleans Saints, Nov 26, 2023 18.0 at Seattle Seahawks, Sep 25, 2022	<b>Most TDs</b>	1 at Jacksonville Jaguars, Oct 01, 2023 1 vs. Green Bay Packers, Sep 17, 2023 ...4 more at 1.
<b>Longest Receptions</b>	45 vs. Tampa Bay Buccaneers, Dec 10, 2023 40 vs. Tampa Bay Buccaneers, Jan 08, 2023 37 vs. Pittsburgh Steelers, Dec 04, 2022	<b>Miscellaneous Tackles</b>	2 at Chicago Bears, Dec 31, 2023 1 at Carolina Panthers, Dec 17, 2023 1 at New Orleans Saints, Dec 18, 2022 ...1 more at 1.

### DRAKE LONDON'S 100-YARD RECEIVING GAMES (3): REGULAR SEASON

DATE	TEAM	NO.	YDS.	AVG.	LG	TD
01/08/23	BUCCANEE RS	6	120	20.0	40	0
10/15/23	COMMANDE RS	9	125	13.9	32	0
12/10/23	BUCCANEE RS	10	172	17.2	45	0

## DRAKE LONDON'S 2023 GXG REGULAR-SEASON STATISTICS (FALCONS)


RECEIVING													RUSHING				
DATE	OPPONENT	P/S	NO.	YDS.	AVG.	LG	TD	NO.	YDS.	AVG.	LG	TD	W/L	SCORE			
09/10	Panthers	S	0	0	0.0	0	0	0	0	0.0	0	0	W	24-10			
09/17	Packers	S	6	67	11.2	24	1	0	0	0.0	0	0	W	25-24			
09/24	at Lions	S	2	31	15.5	28	0	0	0	0.0	0	0	L	6-20			
10/01	at Jaguars	S	3	28	9.3	15t	1	0	0	0.0	0	0	L	7-23			
10/08	Texans	S	6	78	13.0	32	0	0	0	0.0	0	0	W	21-19			
10/15	Commanders	S	9	125	13.9	32	0	0	0	0.0	0	0	L	16-24			
10/22	at Buccaneers	S	6	54	9.0	15	0	0	0	0.0	0	0	W	16-13			
10/29	at Titans	S	5	55	11.0	21	0	0	0	0.0	0	0	L	23-28			
11/05	Vikings												L	28-31			
ON INACTIVE LIST																	
11/12	at Cardinals	S	3	36	12.0	18	0	0	0	0.0	0	0	L	23-25			
11/26	Saints	S	5	91	18.2	29	0	0	0	0.0	0	0	W	24-15			
12/03	at Jets	S	1	8	8.0	8	0	0	0	0.0	0	0	W	13-8			
12/10	Buccaneers	S	10	172	17.2	45	0	0	0	0.0	0	0	L	25-29			
12/17	at Panthers	S	2	24	12.0	13	0	0	0	0.0	0	0	L	7-9			
12/24	Colts	S	3	39	13.0	19	0	0	0	0.0	0	0	W	29-10			
12/31	at Bears	S	4	56	14.0	22	0	0	0	0.0	0	0	L	17-37			
01/07	at Saints	S	4	41	10.3	21	0	0	0	0.0	0	0	L	17-48			
2023 TOTALS	16-16		69	905	13.1	45	2	0	0	0.0	0	0	7-10				

## DRAKE LONDON'S 2022 GXG REGULAR-SEASON STATISTICS (FALCONS)

RECEIVING								RUSHING						
DATE	OPPONENT	P/S	NO.	YDS.	AVG.	LG	TD	NO.	YDS.	AVG.	LG	TD	W/L	SCORE
09/11	Saints	P	5	74	14.8	31	0	0	0	0.0	0	0	L	26-27
09/18	at Rams	S	8	86	10.8	22	1	0	0	0.0	0	0	L	27-31
09/25	at Seahawks	S	3	54	18.0	30	1	0	0	0.0	0	0	W	27-23
10/02	Browns	S	2	17	8.5	10	0	0	0	0.0	0	0	W	23-20
10/09	at Buccaneers	S	4	35	8.8	15	0	0	0	0.0	0	0	L	15-21
10/16	49ers	S	3	40	13.3	20	0	0	0	0.0	0	0	W	28-14
10/23	at Bengals	P	1	9	9.0	9	0	0	0	0.0	0	0	L	17-35
10/30	Panthers	S	4	31	7.8	17	0	0	0	0.0	0	0	W	37-34+
11/06	Chargers	S	3	23	7.7	12	0	0	0	0.0	0	0	L	17-20
11/10	at Panthers	S	5	38	7.6	14	1	0	0	0.0	0	0	L	15-25
11/20	Bears	S	1	2	2.0	2t	1	0	0	0.0	0	0	W	27-24
11/27	at Commanders	S	2	29	14.5	22	0	0	0	0.0	0	0	L	13-19
12/04	Steelers	S	6	95	15.8	37	0	0	0	0.0	0	0	L	16-19
12/18	at Saints	S	7	70	10.0	12	0	0	0	0.0	0	0	L	18-21
12/24	at Ravens	S	7	96	13.7	20	0	0	0	0.0	0	0	L	9-17
01/01	Cardinals	S	5	47	9.4	13	0	0	0	0.0	0	0	W	20-19
01/08	Buccaneers	S	6	120	20.0	40	0	0	0	0.0	0	0	W	30-17
2022 TOTALS	17-15		72	866	12.0	40	4	0	0	0.0	0	0	7-10	

+ - Overtime





# DEANGELO MALONE

ACTIVE / OUTSIDE LINEBACKER



**Height:** 6-3

**DOB:** 7/12/1999 (age-25)

**Experience:** 3 Yrs

**With Falcons:** 3 Yrs

**Weight:** 246 lbs

**School:** Western Kentucky

**Acquired:** D3b '22

**Hometown:** Atlanta, Ga.

## CAREER

- » Has played in 32 games, recording 25 tackles (16 solo), four tackles for loss, two quarterback hits and one sack for the Falcons.
- » Saw action in all 17 games in 2023, contributing on defense and special teams. Recorded five tackles (four solo) on special teams and one tackle on defense.
- » Played in 15 games on defense and special teams, recording 24 total tackles (16 solo), four tackles for loss, two quarterback hits and 1.0 sack. He also added five special teams tackles (two solo) in 2022.
- » Registered his first-career sack in Week 7 vs. Cincinnati of the 2022 season.

## COLLEGE

- » Played five seasons (2017-21) at Western Kentucky University.
- » Tallied 349 total tackles (179 solo), 34.0 sacks, 60 tackles for loss, nine forced fumbles, eight passes defended, one interception and one fumble recovery in 62 games.
- » Earned first-team All-Conference USA in each of his final three seasons, earning two Conference USA Defensive Player of the Year awards in that span (2019, 2021), becoming the fourth player to win the award multiple times in conference history.
- » Led the Hilltoppers in sacks (9.0), tackles for loss (17.5) and forced fumbles (four) in 14 games (14 starts) in 2021.

- » Also recorded more total tackles (94) than any FBS defensive lineman last season, marking the second time he accomplished that feat in the past three years (99 total tackles in 2019).
- » Finished his college career as the all-time sack leader in program history with 34, while his 60 tackles for loss were the second most in school history.
- » Named MVP of the American team at the 2022 Senior Bowl.

## PERSONAL

- » Attended Cedar Grove High School in Ellenwood, Ga. as a senior after playing three seasons at Martin Luther King High.
- » Led Cedar Grove to a 13-2 record and a GHSA Divison 3A state championship as a senior after recording 49 tackles and eight tackles for loss.
- » Earned first-team all-state honors as a defensive lineman as a senior.
- » First cousin of Falcons' 2022 sixth-round selection Justin Shaffer.
- » Was high school teammates with Shaffer and Indianapolis Colts' tight end Jelani Woods at Cedar Grove High School, and was teammates with Arden Key and Terez Hall at Martin Luther King.
- » Started his high school career as a wide receiver and running back before moving to defensive end as a junior.

## IN THE COMMUNITY

### GIVING BACK

- » Visited and spent time with patients at Children's Healthcare of Atlanta-Scottish Rite.
- » Participated in Hometown Huddle where the entire team volunteered and cleaned Anderson Park in Atlanta.
- » Participated in a physical education class with students at Eagle Ranch.
- » Attended Fishing with the Falcons Boat Day, where players spend time fishing with military veterans.

## TRANSACTIONS

- » Originally selected by the Atlanta Falcons in the third round (82nd overall) of the 2022 NFL Draft.

**REGULAR SEASON COMPARISON: DEFENSIVE - BALTIMORE RAVENS**

DATE	OPP	TACKLES											MISC					
		W/L	GP/GS	TOT	SOLO	ASST	SACK	YDS.	INT	TFL	PD	QBH	TD	FR	FR			
12/24/22	ATL @ BLT	L	P	1	1	0	0.0	0.0	0	0	0	0	0	0	0	0	0	0
<b>TOTALS</b>		0/1	1/0	1	1	0	0.0	0.0	0	0	0	0	0	0	0	0	0	0

**DEANGELO MALONE'S NFL REGULAR SEASON DEFENSIVE STATISTICS**

DATE	TEAM	GP	TACKLES							INTERCEPTIONS					FUMBLES					ST				MISC				
			GS	TK	S	A	TFL	YDS	SK	YDS	QBH	NO	YDS	LG	TD	PD	FF	FR	TD	YDS	TK	S	A	FF	FR	S	A	
2023	Falcons	17	0	1	0	1	0	0	0.0	0.0	0	0	0	0	0	0	0	0	0	0	5	4	1	0	0	0	0	0
2022	Falcons	15	0	24	16	8	4	17	1.0	9.0	2	0	0	0	0	0	0	0	0	0	5	2	3	0	0	0	0	0
<b>NFL TOTALS</b>		32	0	25	16	9	4	17	1.0	9.0	2	0	0	0	0	0	0	0	0	10	6	4	0	0	0	0	0	

**DEANGELO MALONE'S SINGLE-GAME HIGHS: DEFENSIVE**

- Total Tackles** 3 vs. Tampa Bay Buccaneers, Jan 08, 2023     **Tackles For Loss** 1 vs. Chicago Bears, Nov 20, 2022  
3 vs. Arizona Cardinals, Jan 01, 2023     1 at Cincinnati Bengals, Oct 23, 2022  
...1 more at 3.     ...1 more at 1.
- Solo Tackles** 2 vs. Tampa Bay Buccaneers, Jan 08, 2023     **Special Teams Tackles** 1 at New Orleans Saints, Jan 07, 2024  
2 vs. Chicago Bears, Nov 20, 2022     1 at Arizona Cardinals, Nov 12, 2023  
...2 more at 2.     ...8 more at 1.
- Sacks** 1.0 at Cincinnati Bengals, Oct 23, 2022


**DEANGELO MALONE'S 2023 GXG REGULAR-SEASON STATISTICS (FALCONS)**

DATE	OPPONENT	P/S	TACKLES							INTERCEPTIONS					FUMBLES					ST				MISC			
			TK	S	A	SK	YDS	TFL	YDS	QBH	NO	YDS	LG	TD	PD	FF	FR	TD	YDS	TK	S	A	FF	FR	S	A	W/L
09/10	Panthers	P	0	0	0	0	0	0	0	0	0	0	0	0	0	0	0	0	0	0	0	0	0	0	0	W	24-10
09/17	Packers	P	0	0	0	0	0	0	0	0	0	0	0	0	0	0	0	0	0	0	0	0	0	0	0	W	25-24
09/24	at Lions	P	0	0	0	0	0	0	0	0	0	0	0	0	0	0	0	0	0	0	0	0	0	0	L	6-20	
10/01	at Jaguars	P	0	0	0	0	0	0	0	0	0	0	0	0	0	0	0	0	0	0	0	0	0	0	L	7-23	
10/08	Texans	P	0	0	0	0	0	0	0	0	0	0	0	0	0	0	0	0	0	0	0	0	0	0	W	21-19	
10/15	Commanders	P	0	0	0	0	0	0	0	0	0	0	0	0	0	0	0	0	0	0	0	0	0	0	L	16-24	
10/22	at Buccaneers	P	0	0	0	0	0	0	0	0	0	0	0	0	0	0	0	0	1	1	0	0	0	0	W	16-13	
10/29	at Titans	P	1	0	1	0	0	0	0	0	0	0	0	0	0	0	0	0	1	1	0	0	0	0	L	23-28	
11/05	Vikings	P	0	0	0	0	0	0	0	0	0	0	0	0	0	0	0	0	1	1	0	0	0	0	L	28-31	
11/12	at Cardinals	P	0	0	0	0	0	0	0	0	0	0	0	0	0	0	0	0	1	0	1	0	0	0	L	23-25	
11/26	Saints	P	0	0	0	0	0	0	0	0	0	0	0	0	0	0	0	0	0	0	0	0	0	0	W	24-15	
12/03	at Jets	P	0	0	0	0	0	0	0	0	0	0	0	0	0	0	0	0	0	0	0	0	0	0	W	13-8	
12/10	Buccaneers	P	0	0	0	0	0	0	0	0	0	0	0	0	0	0	0	0	0	0	0	0	0	0	L	25-29	
12/17	at Panthers	P	0	0	0	0	0	0	0	0	0	0	0	0	0	0	0	0	0	0	0	0	0	0	L	7-9	
12/24	Colts	P	0	0	0	0	0	0	0	0	0	0	0	0	0	0	0	0	0	0	0	0	0	0	W	29-10	
12/31	at Bears	P	0	0	0	0	0	0	0	0	0	0	0	0	0	0	0	0	0	0	0	0	0	0	L	17-37	
01/07	at Saints	P	0	0	0	0	0	0	0	0	0	0	0	0	0	0	0	0	1	1	0	0	0	0	L	17-48	
<b>2023 TOTALS</b>		17-0	1	0	1	0	0	0	0	0	0	0	0	0	0	0	0	0	5	4	1	0	0	0	0	7-10	

**DEANGELO MALONE'S 2022 GXG REGULAR-SEASON STATISTICS (FALCONS)**

DATE	OPPONENT	P/S	TACKLES						INTERCEPTIONS				FUMBLES			ST		MISC		W/L	SCORE					
			TK	SA	SK	YDS	TFL	YDS	QBH	NO	YDS	LG	TD	PD	FF	FR	TD	YDS	TK			S	A	FF	FR	S
09/11	Saints		ON INACTIVE LIST																				L	26-27		
09/18	at Rams	P	2	2	0	0	0	0	0	0	0	0	0	0	0	0	0	0	0	0	0	0	0	0	L	27-31
09/25	at Seahawks	P	0	0	0	0	0	0	0	0	0	0	0	0	0	0	0	0	0	0	0	0	0	0	W	27-23
10/02	Browns	P	1	1	0	0	0	1	6	0	0	0	0	0	0	0	0	1	0	1	0	0	0	0	W	23-20
10/09	at Buccaneers		ON INACTIVE LIST																				L	15-21		
10/16	49ers	P	0	0	0	0	0	0	0	0	0	0	0	0	0	0	0	0	0	0	0	0	0	0	W	28-14
10/23	at Bengals	P	1	1	0	1	0	9	1	0	0	0	0	0	0	0	0	1	0	1	0	0	0	0	L	17-35
10/30	Panthers	P	1	1	0	0	0	0	0	0	0	0	0	0	0	0	0	0	0	0	0	0	0	0	W	37-34+
11/06	Chargers	P	2	1	1	0	0	0	0	0	0	0	0	0	0	0	0	0	0	0	0	0	0	0	L	17-20
11/10	at Panthers	P	2	2	0	0	0	0	0	0	0	0	0	0	0	0	0	1	1	0	0	0	0	0	L	15-25
11/20	Bears	P	3	2	1	0	0	0	0	0	0	0	0	0	0	0	0	0	0	0	0	0	0	0	W	27-24
11/27	at Commanders	P	2	1	1	0	0	0	0	0	0	0	0	0	0	0	0	1	1	0	0	0	0	0	L	13-19
12/04	Steelers	P	2	0	2	0	0	0	1	0	0	0	0	0	0	0	0	0	0	0	0	0	0	0	L	16-19
12/18	at Saints	P	1	1	0	0	0	1	2	0	0	0	0	0	0	0	0	0	0	0	0	0	0	0	L	18-21
12/24	at Ravens	P	1	1	0	0	0	0	0	0	0	0	0	0	0	0	0	1	0	1	0	0	0	0	L	9-17
01/01	Cardinals	P	3	1	2	0	0	0	0	0	0	0	0	0	0	0	0	0	0	0	0	0	0	0	W	20-19
01/08	Buccaneers	P	3	2	1	0	0	0	0	0	0	0	0	0	0	0	0	0	0	0	0	0	0	0	W	30-17
<b>2022 TOTALS</b>		15-0	24	16	8	1	0	9	0	4	17	2	0	0	0	0	0	5	2	3	0	0	0	0	7-10	

+- Overtime



# JAKE MATTHEWS

ACTIVE / TACKLE

# 70



**Height:** 6-5

**DOB:** 2/11/1992 (age-32)

**Experience:** 11 Yrs

**With Falcons:** 11 Yrs

**Weight:** 314 lbs

**School:** Texas A&M

**Acquired:** D1 '14

**Hometown:** Missouri City, Texas



## CAREER

- » Has started in 162 games since his NFL debut in 2014.
- » Set the franchise record for consecutive games played and has the longest active streak of starts in the NFL with 161.
- » In 2023, he started all 17 games at left tackle.
- » Started all 17 games at left tackle in 2022.
- » Helped the Falcons rush for the second-most yards in a single season in franchise history (2,718 yards) in 2022.
- » In 2022, he blocked for an offense that rushed for more than 100 yards in 15 consecutive games for the third time in franchise history, and the first time since 2005.
- » In seven seasons, has started all 144 games that he has played in, tied with 2022 Falcons' Ring of Honor Inductee Todd McClure (2001-2010) for the second-longest streak of games started in team history.
- » Has started 144 consecutive games at left tackle, the longest active streak in the NFL.
- » Started all 16 games at left tackle in 2020.
- » Started all 16 games at left tackle in 2019.
- » Started at left tackle all 16 games in 2018, blocking for an offense that averaged 389.1 yards and 6.16 yards per play, the sixth-best mark in the NFL.
- » Named to his first Pro Bowl (2018) as a replacement for Redskins offensive tackle Trent Williams.
- » In 2017, blocked for an offense that has averaged 364.8 yards and 5.93 yards per play, the third-best mark in the NFL.
- » Started at left tackle and blocked for an offense that totaled 322 yards, including 124 on the ground, in a 26-13 Wild-Card win over the Los Angeles Rams.
- » Started all 16 games at left tackle, blocking for an offense that set a franchise record with 540 points and averaged 415.8 yards per game in 2016.
- » Started at left tackle and blocked for an offense that set a franchise record with 571 total yards against Carolina (10/2/16).
- » Protected QB Matt Ryan as he became the 19th player in NFL history to throw for 500+ yards in a single game.
- » Started all 16 games at left tackle and blocked for an offense that ranked seventh in the NFL averaging 374.1 yards per game in 2015. Protected Matt Ryan's blindside as the quarterback became one of four passers to throw for 4,000 yards in each of the last five seasons.
- » Started 15 games at left tackle during his rookie season in 2014, and blocked for an offense that broke several franchise records.
- » Started at left tackle and helped block for an offense that generated a franchise record 548 yards of total

offense vs. New Orleans (9/7/14).

- » Started at left tackle and helped block for an offense that scored 56 points (2nd most in franchise history) and recorded 488 total yards vs Tampa Bay (9/18/14).

## COLLEGE

- » Appeared in 52 games for Texas A&M, starting his final 46 contests, the first 33 at right tackle and the final 13 on the left side.
- » As a senior, was a consensus All-American and a unanimous All-Southeastern Conference first-team selection. He was recipient of the Bobby Bowden Award, presented for high performance on the field, in class and in the community.
- » In 2012, earned first-team All-American honors from The NFL Draft Report and the Football Writers of America Association, adding second-team accolades from the Walter Camp Football Foundation and third-team recognition from the Associated Press.
- » As a sophomore, quickly developed into the cornerstone of the Aggies' offensive front that allowed just nine sacks in 13 games and set then-school records for total offense (seventh in the nation at 490.2 ypg), passing (291.1 ypg) and scoring (11th nationally at 39.08 ppg) offense. The sophomore delivered 13 touchdown-resulting blocks and 96 key blocks/knockdowns while helping the Aggies rush for 199.2 yard per game.
- » In 2011, was named to ESPN.com's All-Big 12 Conference Freshman team and was an honorable mention All-Big 12 pick. He was one of 10 freshman to letter for the Aggies, starting the final seven games of the season.

## PERSONAL

- » Matthews is the next to carry on the family NFL tradition. He is the fourth family member to be selected in the first round of the draft and the seventh to reach the National Football League.
- » Matthews' NFL lineage began with Clay Matthews Sr., who played four seasons for the San Francisco 49ers in the 1950's. His father, Bruce Matthews, was a 14-time Pro Bowl selection and Green Bay Packers LB Clay Matthews III is his cousin.
- » Attended Elkins High School in Missouri City, Texas. Was named first-team all-district and all-greater Houston honoree. Matthews also had offers from Oklahoma, Alabama, Arkansas, Oregon, Texas, Texas Tech, USC and Stanford.
- » Was a consensus All-American selection in high school. Earned a five-star rating from Scout.com, as that recruiting service regarded him as the best offensive guard in the nation.
- » Rated as the seventh-best offensive tackle in the prep ranks, placed 48th on the Rivals100 team while also being named the eighth-best overall prospect in the

state of Texas by Rivals.com.

» A university studies major in the Mays Business School

at Texas A&M.

» Son of Carrie and Bruce Matthews.

## IN THE COMMUNITY

### GIVING BACK

- » Visited Ronald McDonald House Charities-Atlanta with teammate Chris Lindstrom to serve families Moe's dinner.
- » Participated in Hometown Huddle where the entire team volunteered and cleaned Anderson Park in Atlanta.

### TRANSACTIONS

- » Selected as a first-round (6th overall) draft choice by the Atlanta Falcons in 2014.

## JAKE MATTHEWS' NFL REGULAR SEASON STATISTICS

DATE	TEAM	GP	GS
2023	Falcons	17	17
2022	Falcons	17	17
2021	Falcons	17	17
2020	Falcons	16	16
2019	Falcons	16	16
2018	Falcons	16	16
2017	Falcons	16	16
2016	Falcons	16	16
2015	Falcons	16	16
2014	Falcons	15	15
NFL TOTALS		162	162

## JAKE MATTHEWS' NFL POSTSEASON STATISTICS

DATE	TEAM	GP	GS
2017	Falcons	2	2
2016	Falcons	3	3
NFL TOTALS		5	5

## JAKE MATTHEWS' 2023 GXG REGULAR-SEASON STATISTICS (FALCONS)

DATE	OPPONENT	P/S	W/L	SCORE
09/10	Panthers	S	W	24-10
09/17	Packers	S	W	25-24
09/24	at Lions	S	L	6-20
10/01	at Jaguars	S	L	7-23
10/08	Texans	S	W	21-19
10/15	Commanders	S	L	16-24
10/22	at Buccaneers	S	W	16-13
10/29	at Titans	S	L	23-28
11/05	Vikings	S	L	28-31
11/12	at Cardinals	S	L	23-25
11/26	Saints	S	W	24-15
12/03	at Jets	S	W	13-8
12/10	Buccaneers	S	L	25-29
12/17	at Panthers	S	L	7-9
12/24	Colts	S	W	29-10
12/31	at Bears	S	L	17-37
01/07	at Saints	S	L	17-48
2023 TOTALS		17-17	7-10	


**JAKE MATTHEWS' 2022 GXG REGULAR-SEASON STATISTICS (FALCONS)**

DATE	OPPONENT	P/S	W/L	SCORE
09/11	Saints	S	L	26-27
09/18	at Rams	S	L	27-31
09/25	at Seahawks	S	W	27-23
10/02	Browns	S	W	23-20
10/09	at Buccaneers	S	L	15-21
10/16	49ers	S	W	28-14
10/23	at Bengals	S	L	17-35
10/30	Panthers	S	W	37-34+
11/06	Chargers	S	L	17-20
11/10	at Panthers	S	L	15-25
11/20	Bears	S	W	27-24
11/27	at Commanders	S	L	13-19
12/04	Steelers	S	L	16-19
12/18	at Saints	S	L	18-21
12/24	at Ravens	S	L	9-17
01/01	Cardinals	S	W	20-19
01/08	Buccaneers	S	W	30-17
<b>2022 TOTALS</b>		<b>17-17</b>	<b>7-10</b>	

+ - Overtime

**JAKE MATTHEWS' 2021 GXG REGULAR-SEASON STATISTICS (FALCONS)**

DATE	OPPONENT	P/S	W/L	SCORE
09/12	Eagles	S	L	6-32
09/19	at Buccaneers	S	L	25-48
09/26	at Giants	S	W	17-14
10/03	Football Team	S	L	30-34
10/10	Jets	S	W	27-20
10/24	at Dolphins	S	W	30-28
10/31	Panthers	S	L	13-19
11/07	at Saints	S	W	27-25
11/14	at Cowboys	S	L	3-43
11/18	Patriots	S	L	0-25
11/28	at Jaguars	S	W	21-14
12/05	Buccaneers	S	L	17-30
12/12	at Panthers	S	W	29-21
12/19	at 49ers	S	L	13-31
12/26	Lions	S	W	20-16
01/02	at Bills	S	L	15-29
01/09	Saints	S	L	20-30
<b>2021 TOTALS</b>		<b>17-17</b>	<b>7-10</b>	



# RAY-RAY MCCLLOUD III

ACTIVE / WIDE RECEIVER

# 34



**Height:** 5-9

**DOB:** 10/15/1996 (age-27)

**Experience:** 7 Yrs

**With Falcons:** 1 Yr

**Weight:** 190 lbs

**School:** Clemson

**Acquired:** FA-'24

**Hometown:** Tampa, Fla.

## CAREER

- » Has appeared in 77 regular-season games (11 starts) and has returned 108 kicks for 2,463 yards (21.8 avg.) and 135 punts for 1,304 yards (8.8 avg.) on special teams. Also has caught 90 passes for 768 yards (8.5 avg.) and one receiving touchdown in addition to 15 carries for 192 yards (12.8 avg.) and one rushing touchdown over six seasons (2018-23) for the Bills, Panthers, Steelers and 49ers.
- » Also has played in eight postseason games and returned 13 kicks for 358 yards (29.8 avg.) and nine punts for 79 yards (8.8 avg.), while adding four catches for 46 yards (9.4 avg.) on offense.
- » In 2023, played in 12 games (one start) for the 49ers, returning 10 kicks for 255 yards (22.5 avg.) and 24 punts for 203 yards (8.5 avg.). Also caught 12 passes for 135 yards (11.3 avg.).
- » Appeared in one playoff game in 2023 and returned two kicks for 51 yards (25.5 avg.).
- » Played in all 17 games (two starts) for the 49ers in 2022, returning 26 kicks for 599 yards (23.0 avg.) and 33 punts for 356 yards (10.8 avg.), in addition to recording 14 receptions for 243 yards (17.4 avg.) and one receiving touchdown and four rushes for 78 yards (19.5 avg.) and one rushing touchdown.
- » In 2021, played in 16 games (five starts) for the Steelers and set career highs in kickoff returns (35) and return yards (776), and punt returns (38) and punt return yards (367). Also recorded 39 receptions for 277 yards (7.1 avg.) on offense.
- » Appeared in 16 games (two starts) in 2020, returning 28 kicks for 646 yards (23.1 avg.) and 29 punts for 298 yards (10.3 avg.). Also caught 20 passes for 77 yards (3.9 avg.) for the Steelers.
- » Saw action in six games in 2019 for the Panthers and Bills and returned eight kicks for 174 yards (21.8 avg.) and 10 punts for 82 yards (8.2 avg.).
- » As a rookie in 2018, returned one kick for 18 yards (18.0 avg.) and four punts for 20 yards (5.0 avg.). Also five passes for 36 yards (7.2 avg.) on offense.

## TRANSACTIONS

- » Originally selected by the Buffalo Bills in the sixth round (187th overall) of the 2018 NFL Draft.
- » Waived by the Buffalo Bills on Aug. 31, 2019.
- » Acquired via waivers by the Carolina Panthers on Sept. 1, 2019.
- » Waived by the Carolina Panthers on Oct. 15, 2019.
- » Signed to the Buffalo Bills practice squad on Oct. 17, 2019.
- » Signed to a Reserve/Future contract with the Buffalo Bills on Jan. 6, 2020.
- » Released by the Buffalo Bills on July 27, 2020.
- » Signed by the Pittsburgh Steelers on Aug. 21, 2020.

## COLLEGE

- » Played three seasons (2015-17) at Clemson in Clemson, S.C.
- » Appeared in 40 games (20 starts) and registered 127 receptions for 1,226 yards (9.7 avg.) and four touchdowns. Also returned 50 punts for 485 yards (9.7 avg.), including one returned for a touchdown.
- » Named second-team All-American.
- » Named third-team All-ACC.
- » Started all 14 games in 2017, catching 49 passes for 503 yards with a touchdown and rushing six times for 30 yards. Also averaged 12.1 yards on 25 punt returns with a touchdown.
- » Tallied 49 receptions for 472 yards and two touchdowns in 455 snaps over 14 games (five starts) in 2016. Also added 176 punt return yards on 21 attempts. Finished third on the team in receptions.
- » Finished sixth on the team with 29 receptions for 251 yards and a touchdown in 12 games (one start) in 2015. Also had seven carries for 48 yards, as well as seven kickoff returns for 223 yards and a 31.9 average per return.

## PERSONAL

- » Attended Sickles High School in Tampa, Fla.
- » Set county records with 5,765 rushing yards and 58 total touchdowns in his career.
- » Received the Guy Toph Award as best player in Hillsborough County as a senior after totaling 1,933 rushing yards and 17 touchdowns.
- » Named a class 7A all-state selection.
- » Had 2,316 yards on 300 carries and 26 rushing touchdowns as a junior. Had at least one touchdown and 100-plus yards in 12-straight games as a junior.
- » Majored in health science.

- » Signed a one-year contract with the Pittsburgh Steelers on Oct. 10, 2021.
- » Signed a two-year contract with the San Francisco 49ers on March 22, 2022.
- » Placed on the Reserve/Injured List by the San Francisco 49ers on Dec. 9, 2023.
- » Signed by the Atlanta Falcons on March 18, 2024.

### REGULAR SEASON COMPARISON: RECEIVING - BALTIMORE RAVENS

DATE	OPP	W/L	GP/GS	REC	YDS.	AVG.	TD	LG	TGTS	YAC
11/1/20	PIT @ BLT	W	P	1	6	6.0	0	6	1	7
12/2/20	PIT vs. BLT	W	S	1	8	8.0	0	8	1	9
12/5/21	PIT vs. BLT	W	P	1	7	7.0	0	7	4	4
1/9/22	PIT @ BLT	W	P	4	37	9.3	0	20	9	14
<b>TOTALS</b>			4/0 4/1	7	58	8.3	0	20	15	34

### RAY-RAY MCCLLOUD III'S NFL REGULAR SEASON RUSHING/RECEIVING STATISTICS

DATE	TEAM	GP	GS	RECEIVING					RUSHING				
				NO.	YDS.	AVG.	LG	TD	NO.	YDS.	AVG.	LG	TD
2023	49ers	12	1	12	135	11.3	41	0	3	30	10.0	15	0
2022	49ers	17	2	14	243	17.4	42	1	4	78	19.5	71t	1
2021	Steelers	16	5	39	277	7.1	24	0	2	15	7.5	10	0
2020	Steelers	16	2	20	77	3.9	13	0	4	65	16.3	58	0
2019	Panthers	6	0	0	0	0.0	0	0	0	0	0.0	0	0
2018	Bills	10	1	5	36	7.2	16	0	2	4	2.0	7	0
<b>NFL TOTALS</b>		77	11	90	788	8.5	42	1	15	192	12.8	71T	1

### RAY-RAY MCCLLOUD III'S NFL POSTSEASON RUSHING/RECEIVING STATISTICS

DATE	TEAM	GP	GS	RECEIVING					RUSHING				
				NO.	YDS.	AVG.	LG	TD	NO.	YDS.	AVG.	LG	TD
2023	49ers	3	0	2	26	13.0	19	0	0	0	0.0	0	0
2022	49ers	3	0	0	0	0.0	0	0	0	0	0.0	0	0
2021	Steelers	1	0	2	20	10.0	12	0	0	0	0.0	0	0
<b>NFL TOTALS</b>		7	0	4	46	11.5	19	0	0	0	0.0	0	0

### RAY-RAY MCCLLOUD III'S NFL REGULAR SEASON RETURN STATISTICS

DATE	TEAM	KICKOFF RETURNS					PUNT RETURNS					
		RET.	YDS.	AVG.	LG	TD	NO.	FC	YDS.	AVG.	LG	TD
2023	49ers	10	225	22.5	34	0	24	9	203	8.5	19	0
2022	49ers	26	599	23.0	39	0	33	21	356	10.8	35	0
2021	Steelers	35	776	22.2	40	0	38	12	367	9.7	23	0
2020	Steelers	28	646	23.1	49	0	29	19	298	10.3	57	0
2019	Panthers	8	174	21.8	31	0	10	7	82	8.2	39	0
2018	Bills	1	18	18.0	18	0	4	2	20	5.0	13	0
<b>NFL TOTALS</b>		108	2,438	22.6	49	0	138	70	1,326	9.6	57	0

### RAY-RAY MCCLLOUD III'S NFL POSTSEASON RETURN STATISTICS

DATE	TEAM	KICKOFF RETURNS					PUNT RETURNS					
		RET.	YDS.	AVG.	LG	TD	NO.	FC	YDS.	AVG.	LG	TD
2023	49ers	2	51	25.5	28	0	1	5	0	0.0	0	0
2022	49ers	2	95	47.5	53	0	5	5	50	10.0	16	0
2021	Steelers	3	66	22.0	29	0	2	2	13	6.5	8	0
<b>NFL TOTALS</b>		7	212	30.3	53	0	8	12	63	7.9	16	0



**RAY-RAY MCCLLOUD III'S SINGLE-GAME HIGHS: RUSHING/RECEIVING**

<b>Rush Attempts</b>	3 vs. Tampa Bay Buccaneers, Dec 11, 2022 2 at Cleveland Browns, Oct 15, 2023 2 vs. Philadelphia Eagles, Oct 11, 2020	<b>Kickoff Return Yards</b>	99 at Green Bay Packers, Oct 03, 2021 92 vs. Las Vegas Raiders, Sep 19, 2021 76 vs. Indianapolis Colts, Dec 27, 2020
<b>Rushing Yards</b>	71 vs. Washington Commanders, Dec 24, 2022 63 vs. Philadelphia Eagles, Oct 11, 2020 23 at Cleveland Browns, Oct 15, 2023	<b>Longest Kickoff Return</b>	49 vs. Denver Broncos, Sep 20, 2020 40 at Green Bay Packers, Oct 03, 2021 39 at Seattle Seahawks, Dec 15, 2022 ...1 more at 39.
<b>Longest Runs</b>	71 vs. Washington Commanders, Dec 24, 2022 58 vs. Philadelphia Eagles, Oct 11, 2020 15 at Cleveland Browns, Oct 15, 2023	<b>Fair Catches</b>	3 vs. New York Giants, Sep 21, 2023 3 at Seattle Seahawks, Dec 15, 2022 ...5 more at 3.
<b>Rushing TDs</b>	1 vs. Washington Commanders, Dec 24, 2022	<b>Punt Return Yards</b>	83 at Tennessee Titans, Oct 25, 2020 60 vs. Cincinnati Bengals, Nov 15, 2020 54 vs. Detroit Lions, Nov 14, 2021
<b>Receptions</b>	9 vs. Detroit Lions, Nov 14, 2021 6 at Minnesota Vikings, Dec 09, 2021 4 vs. Kansas City Chiefs, Oct 23, 2022 ...4 more at 4.	<b>Longest Punt Return</b>	57 at Tennessee Titans, Oct 25, 2020 42 vs. Cincinnati Bengals, Nov 15, 2020 39 vs. Tampa Bay Buccaneers, Sep 12, 2019
<b>Receiving Yards</b>	65 vs. Kansas City Chiefs, Oct 23, 2022 63 vs. Detroit Lions, Nov 14, 2021 43 vs. Cincinnati Bengals, Oct 29, 2023	<b>Punt Returns</b>	6 vs. Detroit Lions, Nov 14, 2021 5 at Denver Broncos, Sep 25, 2022 5 vs. Cleveland Browns, Jan 03, 2022
<b>Receiving Average</b>	16.3 vs. Kansas City Chiefs, Oct 23, 2022 11.0 vs. Cincinnati Bengals, Sep 26, 2021 9.3 at Baltimore Ravens, Jan 09, 2022	<b>Punt Return Average</b>	27.7 at Tennessee Titans, Oct 25, 2020 15.0 vs. Cincinnati Bengals, Nov 15, 2020 14.3 vs. Tampa Bay Buccaneers, Dec 11, 2021
<b>Longest Receptions</b>	42 at Las Vegas Raiders, Jan 01, 2023 41 vs. Cincinnati Bengals, Oct 29, 2023 33 vs. Los Angeles Chargers, Nov 13, 2022	<b>Kickoff Return Average</b>	33.0 at Green Bay Packers, Oct 03, 2021 24.7 at Atlanta Falcons, Oct 16, 2022 24.3 vs. Seattle Seahawks, Oct 17, 2021
<b>Receiving TDs</b>	1 vs. Kansas City Chiefs, Oct 23, 2022	<b>Most TDs</b>	1 vs. Washington Commanders, Dec 24, 2022 1 vs. Kansas City Chiefs, Oct 23, 2022
<b>All-Purpose Yards</b>	152 vs. Detroit Lions, Nov 14, 2021 132 at Baltimore Ravens, Jan 09, 2022 129 vs. Kansas City Chiefs, Oct 23, 2022	<b>Miscellaneous Tackles</b>	1 at Minnesota Vikings, Oct 23, 2023 1 at Baltimore Ravens, Jan 09, 2022 ...1 more at 1.
<b>Kickoff Returns</b>	4 vs. Kansas City Chiefs, Oct 23, 2022 4 vs. Las Vegas Raiders, Sep 19, 2021 ...1 more at 4.		

**RAY-RAY MCCLLOUD III'S SINGLE-GAME HIGHS - POSTSEASON: RUSHING/RECEIVING**

<b>Receptions</b>	2 at Kansas City Chiefs, Jan 16, 2022 1 at Kansas City Chiefs, Feb 11, 2024 1 vs. Green Bay Packers, Jan 20, 2024	<b>Longest Kickoff Return</b>	53 vs. Dallas Cowboys, Jan 22, 2023 42 at Philadelphia Eagles, Jan 29, 2023 29 at Kansas City Chiefs, Jan 16, 2022
<b>Receiving Yards</b>	20 at Kansas City Chiefs, Jan 16, 2022 19 at Kansas City Chiefs, Feb 11, 2024 7 vs. Green Bay Packers, Jan 20, 2024	<b>Fair Catches</b>	3 at Kansas City Chiefs, Feb 11, 2024 3 vs. Seattle Seahawks, Jan 14, 2023 2 vs. Dallas Cowboys, Jan 22, 2023 ...1 more at 2.
<b>Longest Receptions</b>	19 at Kansas City Chiefs, Feb 11, 2024 12 at Kansas City Chiefs, Jan 16, 2022 8 at Kansas City Chiefs, Jan 16, 2022	<b>Punt Return Yards</b>	17 at Philadelphia Eagles, Jan 29, 2023 17 vs. Dallas Cowboys, Jan 22, 2023 16 vs. Seattle Seahawks, Jan 14, 2023
<b>All-Purpose Yards</b>	99 at Kansas City Chiefs, Jan 16, 2022 70 vs. Dallas Cowboys, Jan 22, 2023 59 at Philadelphia Eagles, Jan 29, 2023	<b>Longest Punt Return</b>	16 vs. Seattle Seahawks, Jan 14, 2023 13 vs. Dallas Cowboys, Jan 22, 2023 9 at Philadelphia Eagles, Jan 29, 2023
<b>Kickoff Returns</b>	3 at Kansas City Chiefs, Jan 16, 2022 1 vs. Detroit Lions, Jan 28, 2024 1 vs. Green Bay Packers, Jan 20, 2024 ...2 more at 1.	<b>Punt Returns</b>	2 at Philadelphia Eagles, Jan 29, 2023 2 vs. Dallas Cowboys, Jan 22, 2023 ...1 more at 2.
<b>Kickoff Return Yards</b>	66 at Kansas City Chiefs, Jan 16, 2022 53 vs. Dallas Cowboys, Jan 22, 2023 42 at Philadelphia Eagles, Jan 29, 2023	<b>Kickoff Return Average</b>	22.0 at Kansas City Chiefs, Jan 16, 2022

## RAY-RAY MCCLLOUD III'S 2023 GXG REGULAR-SEASON STATISTICS (49ERS)

		RECEIVING						RUSHING							
DATE	OPPONENT	P/S	NO.	YDS.	AVG.	LG	TD	NO.	YDS.	AVG.	LG	TD	W/L	SCORE	
09/10	at Steelers	P	0	0	0.0	0	0	0	0	0.0	0	0	W	30-7	
09/17	at Rams	P	0	0	0.0	0	0	0	0	0.0	0	0	W	30-23	
09/21	Giants	S	0	0	0.0	0	0	0	0	0.0	0	0	W	30-12	
10/01	Cardinals	P	2	22	11.0	14	0	0	0	0.0	0	0	W	35-16	
10/08	Cowboys	P	1	1	1.0	1	0	0	0	0.0	0	0	W	42-10	
10/15	at Browns	P	1	4	4.0	4	0	2	23	11.5	15	0	L	17-19	
10/23	at Vikings	P	2	20	10.0	11	0	0	0	0.0	0	0	L	17-22	
10/29	Bengals	P	2	43	21.5	41	0	0	0	0.0	0	0	L	17-31	
11/12	at Jaguars	P	0	0	0.0	0	0	0	0	0.0	0	0	W	34-3	
11/19	Buccaneers	P	0	0	0.0	0	0	0	0	0.0	0	0	W	27-14	
11/23	at Seahawks	P	1	23	23.0	23	0	0	0	0.0	0	0	W	31-13	
12/03	at Eagles												W	42-19	
12/10	Seahawks												W	28-16	
12/17	at Cardinals												W	45-29	
12/25	Ravens												L	19-33	
12/31	at Commanders												W	27-10	
01/07	Rams	P	3	22	7.3	11	0	1	7	7.0	7	0	L	20-21	
2023 TOTALS		12-1	12	135	11.3	41	0	3	30	10.0	15	0	12-5		

## RAY-RAY MCCLLOUD III'S 2022 GXG REGULAR-SEASON STATISTICS (49ERS)

		RECEIVING						RUSHING							
DATE	OPPONENT	P/S	NO.	YDS.	AVG.	LG	TD	NO.	YDS.	AVG.	LG	TD	W/L	SCORE	
09/11	at Bears	P	1	20	20.0	20	0	0	0	0.0	0	0	L	10-19	
09/18	Seahawks	P	1	16	16.0	16	0	0	0	0.0	0	0	W	27-7	
09/25	at Broncos	P	1	11	11.0	11	0	0	0	0.0	0	0	L	10-11	
10/03	Rams	S	1	6	6.0	6	0	0	0	0.0	0	0	W	24-9	
10/09	at Panthers	P	0	0	0.0	0	0	0	0	0.0	0	0	W	37-15	
10/16	at Falcons	P	0	0	0.0	0	0	0	0	0.0	0	0	L	14-28	
10/23	Chiefs	P	4	65	16.3	22	1	0	0	0.0	0	0	L	23-44	
10/30	at Rams	S	1	11	11.0	11	0	0	0	0.0	0	0	W	31-14	
11/13	Chargers	P	1	33	33.0	33	0	0	0	0.0	0	0	W	22-16	
11/21	at Cardinals	P	0	0	0.0	0	0	0	0	0.0	0	0	W	38-10	
11/27	Saints	P	1	12	12.0	12	0	0	0	0.0	0	0	W	13-0	
12/04	Dolphins	P	0	0	0.0	0	0	0	0	0.0	0	0	W	33-17	
12/11	Buccaneers	P	1	11	11.0	11	0	3	7	2.3	3	0	W	35-7	
12/15	at Seahawks	P	1	16	16.0	16	0	0	0	0.0	0	0	W	21-13	
12/24	Commanders	P	0	0	0.0	0	0	1	71	71.0	71t	1	W	37-20	
01/01	at Raiders	P	1	42	42.0	42	0	0	0	0.0	0	0	W	37-34+	
01/08	Cardinals	P	0	0	0.0	0	0	0	0	0.0	0	0	W	38-13	
2022 TOTALS		17-2	14	243	17.4	42	1	4	78	19.5	71T	1	13-4		

+ - Overtime

### RAY-RAY MCCLLOUD III'S 2021 GXG REGULAR-SEASON STATISTICS (STEELERS)

DATE	OPPONENT	P/S	RECEIVING					RUSHING					W/L/T	SCORE
			NO.	YDS.	AVG.	LG	TD	NO.	YDS.	AVG.	LG	TD		
09/12	at Bills	P	0	0	0.0	0	0	0	0	0.0	0	0	W	23-16
09/19	Raiders	P	0	0	0.0	0	0	0	0	0.0	0	0	L	17-26
09/26	Bengals	P	3	33	11.0	24	0	0	0	0.0	0	0	L	10-24
10/03	at Packers	P	1	2	2.0	2	0	0	0	0.0	0	0	L	17-27
10/10	Broncos	P	1	1	1.0	1	0	0	0	0.0	0	0	W	27-19
10/17	Seahawks	P	2	18	9.0	15	0	0	0	0.0	0	0	W	23-20+
10/31	at Browns	S	0	0	0.0	0	0	1	10	10.0	10	0	W	15-10
11/08	Bears	P	1	12	12.0	12	0	0	0	0.0	0	0	W	29-27
11/14	Lions	S	9	63	7.0	17	0	0	0	0.0	0	0	T	16-16
11/21	at Chargers	P	2	12	6.0	8	0	1	5	5.0	5	0	L	37-41
11/28	at Bengals						RESERVE/COVID-19						L	10-41
12/05	Ravens	P	1	7	7.0	7	0	0	0	0.0	0	0	W	20-19
12/09	at Vikings	S	6	32	5.3	10	0	0	0	0.0	0	0	L	28-36
12/19	Titans	P	1	0	0.0	0	0	0	0	0.0	0	0	W	19-13
12/26	at Chiefs	S	4	25	6.3	17	0	0	0	0.0	0	0	L	10-36
01/03	Browns	S	4	35	8.8	12	0	0	0	0.0	0	0	W	26-14
01/09	at Ravens	P	4	37	9.3	20	0	0	0	0.0	0	0	W	16-13+
<b>2021 TOTALS</b>	<b>16-5</b>		<b>39</b>	<b>277</b>	<b>7.1</b>	<b>24</b>	<b>0</b>	<b>2</b>	<b>15</b>	<b>7.5</b>	<b>10</b>	<b>0</b>	<b>9-7-1</b>	

+ - Overtime

### RAY-RAY MCCLLOUD III'S 2023 GXG POSTSEASON STATISTICS (49ERS)

DATE	OPPONENT	P/S	RECEIVING					RUSHING					W/L	SCORE
			NO.	YDS.	AVG.	LG	TD	NO.	YDS.	AVG.	LG	TD		
01/20	Packers	P	1	7	7.0	7	0	0	0	0.0	0	0	W	24-21
01/28	Lions	P	0	0	0.0	0	0	0	0	0.0	0	0	W	34-31
02/11	at Chiefs	P	1	19	19.0	19	0	0	0	0.0	0	0	L	22-25+
<b>2023 TOTALS</b>	<b>3-0</b>		<b>2</b>	<b>26</b>	<b>13.0</b>	<b>19</b>	<b>0</b>	<b>0</b>	<b>0</b>	<b>0.0</b>	<b>0</b>	<b>0</b>	<b>2-1</b>	


+ - Overtime

### RAY-RAY MCCLLOUD III'S 2022 GXG POSTSEASON STATISTICS (49ERS)

DATE	OPPONENT	P/S	RECEIVING					RUSHING					W/L	SCORE
			NO.	YDS.	AVG.	LG	TD	NO.	YDS.	AVG.	LG	TD		
01/14	Seahawks	P	0	0	0.0	0	0	0	0	0.0	0	0	W	41-23
01/22	Cowboys	P	0	0	0.0	0	0	0	0	0.0	0	0	W	19-12
01/29	at Eagles	P	0	0	0.0	0	0	0	0	0.0	0	0	L	7-31
<b>2022 TOTALS</b>	<b>3-0</b>		<b>0</b>	<b>0</b>	<b>0.0</b>	<b>0</b>	<b>0</b>	<b>0</b>	<b>0</b>	<b>0.0</b>	<b>0</b>	<b>0</b>	<b>2-1</b>	

### RAY-RAY MCCLLOUD III'S 2021 GXG POSTSEASON STATISTICS (STEELERS)

DATE	OPPONENT	P/S	RECEIVING					RUSHING					W/L	SCORE
			NO.	YDS.	AVG.	LG	TD	NO.	YDS.	AVG.	LG	TD		
01/16	at Chiefs	P	2	20	10.0	12	0	0	0	0.0	0	0	L	21-42
<b>2021 TOTALS</b>	<b>1-0</b>		<b>2</b>	<b>20</b>	<b>10.0</b>	<b>12</b>	<b>0</b>	<b>0</b>	<b>0</b>	<b>0.0</b>	<b>0</b>	<b>0</b>	<b>0-1</b>	



# LIAM MCCULLOUGH

ACTIVE / LONG SNAPPER

# 49



**Height:** 6-2

**DOB:** 6/5/1997 (age-27)

**Experience:** 3 Yrs

**With Falcons:** 3 Yrs

**Weight:** 247 lbs

**School:** Ohio State

**Acquired:** FA-'22

**Hometown:** Columbus, Ohio

## CAREER

- » Snapped for every field goal, punt and point after in 2023, helping Younghoe Koo (591) pass Mick Luckhurst (558) for the third-most points in team history.
- » Played in all 17 games, helping the Falcons tie for the sixth-most field goals in franchise history (32) in 2022.
- » In 2022, he helped Younghoe Koo complete 33-of-35 extra point attempts (94.3 percent), tied for the most made PATs in his career.
- » Helped Bradley Pinion achieve a career-high 45.9 yards per punt on 62 punts for 2,845 yards with a career-long of 73 yards in the 2022 season.
- » Spent time with the Las Vegas Raiders and Pittsburgh Steelers prior to being signed by Atlanta.

- » Played four seasons (2016-19) at Ohio State.
- » Snapped in 55 games as a Buckeye.
- » Finalist for the Patrick Mannely Award as a senior in 2019, which goes annually to the top long snapper in the country.
- » Earned Academic All-Big Ten for four consecutive years.

## PERSONAL

- » Attended Worthington Kilbourne High School in Columbus, Ohio.
- » Rated as the No. 1 long snapper in the nation by 247Sports.com and No. 2 by the Rubio long snapping service.
- » Selected to play in the U.S. Army All-America Game.
- » Brother, Roen, also snapped at Ohio State.

## COLLEGE

## IN THE COMMUNITY

### GIVING BACK

- » Visited Ronald McDonald House Charities-Atlanta and served families Moe's dinner.
- » Hosted Thanksgiving dinner for women at My Sister's House.
- » Celebrated staff at Children's Healthcare of Atlanta-Scottish Rite for their staff appreciation day.
- » Attended Dazzle & Dine a hibachi dinner for breast cancer survivors and fighters where he cooked a meal for 1 of 10 women honored at the dinner.
- » Participated in Hometown Huddle where the entire team volunteered and cleaned Anderson Park in Atlanta.
- » Visited Joint Army and Airforce Base, Lewis-McChord Army and spent time with active military members in Seattle, Wash.

## TRANSACTIONS

- » Originally signed by the Las Vegas Raiders on May 5, 2020.
- » Waived by the Las Vegas Raiders on Aug. 3, 2020.
- » Signed by the Pittsburgh Steelers on Aug. 27, 2020.
- » Waived by the Pittsburgh Steelers on Sept. 5, 2020.
- » Signed by the Las Vegas Raiders on Jan. 6, 2021.
- » Waived by the Las Vegas Raiders on Aug. 16, 2021.
- » Signed by the Atlanta Falcons on April 27, 2022.
- » Re-signed by the Atlanta Falcons on Feb. 22, 2023.
- » Re-signed by the Atlanta Falcons on Feb. 23, 2024.

## LIAM MCCULLOUGH'S NFL REGULAR SEASON STATISTICS

DATE	TEAM	GP
2023	Falcons	17
2022	Falcons	17
2021	Raiders	0
<b>NFL TOTALS</b>		<b>34</b>

## LIAM MCCULLOUGH'S 2023 GXG REGULAR-SEASON STATISTICS (FALCONS)

DATE	OPPONENT		W/L	SCORE
09/10	Panthers	P	W	24-10
09/17	Packers	P	W	25-24
09/24	at Lions	P	L	6-20
10/01	at Jaguars	P	L	7-23
10/08	Texans	P	W	21-19
10/15	Commanders	P	L	16-24
10/22	at Buccaneers	P	W	16-13
10/29	at Titans	P	L	23-28
11/05	Vikings	P	L	28-31
11/12	at Cardinals	P	L	23-25
11/26	Saints	P	W	24-15
12/03	at Jets	P	W	13-8
12/10	Buccaneers	P	L	25-29
12/17	at Panthers	P	L	7-9
12/24	Colts	P	W	29-10
12/31	at Bears	P	L	17-37
01/07	at Saints	P	L	17-48
<b>2023 TOTALS</b>			<b>7-10</b>	

## LIAM MCCULLOUGH'S 2022 GXG REGULAR-SEASON STATISTICS (FALCONS)

DATE	OPPONENT		W/L	SCORE
09/11	Saints	P	L	26-27
09/18	at Rams	P	L	27-31
09/25	at Seahawks	P	W	27-23
10/02	Browns	P	W	23-20
10/09	at Buccaneers	P	L	15-21
10/16	49ers	P	W	28-14
10/23	at Bengals	P	L	17-35
10/30	Panthers	P	W	37-34+
11/06	Chargers	P	L	17-20
11/10	at Panthers	P	L	15-25
11/20	Bears	P	W	27-24
11/27	at Commanders	P	L	13-19
12/04	Steelers	P	L	16-19
12/18	at Saints	P	L	18-21
12/24	at Ravens	P	L	9-17
01/01	Cardinals	P	W	20-19
01/08	Buccaneers	P	W	30-17
<b>2022 TOTALS</b>			<b>7-10</b>	

+ - Overtime



# KALEB MCGARY

ACTIVE / TACKLE

# 76



**Height:** 6-6

**DOB:** 2/22/1995 (age-29)

**Experience:** 6 Yrs

**With Falcons:** 6 Yrs

**Weight:** 341 lbs

**School:** Washington

**Acquired:** D1b '19

**Hometown:** Fife, Wash.

## CAREER

- » Has appeared in 77 games (76 starts) at right tackle since entering the NFL in 2019.
- » Started at right tackle in 14 games in 2023, helping to block for an offense that finished top-10 in rushing yards per game in consecutive seasons (2022-23).
- » Started all 17 games at right tackle 2022.
- » Started 16 games at right tackle in 2021.
- » Played in 14 games with 13 starts at right tackle in 2020.
- » Started all 16 games as a rookie in 2019.

right tackle in four seasons.

- » In 2018, was named to the All-Pac-12 first team and won the Morris Trophy as the top offensive lineman in the Pac-12.
- » In four years, McGary played 3,216 snaps and only allowed six sacks.

## COLLEGE

- » Played in 53 games with 47 starts for the Huskies at

## PERSONAL

- » As a senior at Fife, was named the South Puget Sound League's 2A Defensive Lineman of the Year also first-team All-SPSL at tight end and defensive line.
- » Recorded 76 tackles during senior season, and 51 tackles as a junior, earning first-team All-SPSL at both tight end and defensive line.
- » Was a standout basketball player for the Trojans.
- » Played football for Coach Kent Nevin.

## IN THE COMMUNITY

### GIVING BACK

- » Participated in Hometown Huddle where the entire team volunteered and cleaned Anderson Park in Atlanta.

## TRANSACTIONS

- » Selected by the Atlanta Falcons in the first round (31st overall) of the 2019 NFL Draft.

Re-signed by the Atlanta Falcons on March 30, 2023.

## KALEB MCGARY'S NFL REGULAR SEASON STATISTICS

DATE	TEAM	GP	GS
2023	Falcons	14	14
2022	Falcons	17	17
2021	Falcons	16	16
2020	Falcons	14	13
2019	Falcons	16	16
NFL TOTALS		77	76

### KALEB MCGARY'S 2023 GXG REGULAR-SEASON STATISTICS (FALCONS)

DATE	OPPONENT	P/S		W/L	SCORE
09/10	Panthers	S		W	24-10
09/17	Packers	S		W	25-24
09/24	at Lions	S		L	6-20
10/01	at Jaguars	S		L	7-23
10/08	Texans	S		W	21-19
10/15	Commanders	S		L	16-24
10/22	at Buccaneers	S		W	16-13
10/29	at Titans	S		L	23-28
11/05	Vikings	S		L	28-31
11/12	at Cardinals	S		L	23-25
11/26	Saints	S		W	24-15
12/03	at Jets	S		W	13-8
12/10	Buccaneers		ON INACTIVE LIST	L	25-29
12/17	at Panthers		ON INACTIVE LIST	L	7-9
12/24	Colts		ON INACTIVE LIST	W	29-10
12/31	at Bears	S		L	17-37
01/07	at Saints	S		L	17-48
<b>2023 TOTALS</b>		<b>14-14</b>		<b>7-10</b>	

### KALEB MCGARY'S 2022 GXG REGULAR-SEASON STATISTICS (FALCONS)

DATE	OPPONENT	P/S		W/L	SCORE
09/11	Saints	S		L	26-27
09/18	at Rams	S		L	27-31
09/25	at Seahawks	S		W	27-23
10/02	Browns	S		W	23-20
10/09	at Buccaneers	S		L	15-21
10/16	49ers	S		W	28-14
10/23	at Bengals	S		L	17-35
10/30	Panthers	S		W	37-34+
11/06	Chargers	S		L	17-20
11/10	at Panthers	S		L	15-25
11/20	Bears	S		W	27-24
11/27	at Commanders	S		L	13-19
12/04	Steelers	S		L	16-19
12/18	at Saints	S		L	18-21
12/24	at Ravens	S		L	9-17
01/01	Cardinals	S		W	20-19
01/08	Buccaneers	S		W	30-17
<b>2022 TOTALS</b>		<b>17-17</b>		<b>7-10</b>	

+ - Overtime

**KALEB MCGARY'S 2021 GXG REGULAR-SEASON STATISTICS (FALCONS)**

DATE	OPPONENT	P/S		W/L	SCORE
09/12	Eagles	S		L	6-32
09/19	at Buccaneers	S		L	25-48
09/26	at Giants	S		W	17-14
10/03	Football Team	S		L	30-34
10/10	Jets	S		W	27-20
10/24	at Dolphins		DID NOT PLAY	W	30-28
10/31	Panthers	S		L	13-19
11/07	at Saints	S		W	27-25
11/14	at Cowboys	S		L	3-43
11/18	Patriots	S		L	0-25
11/28	at Jaguars	S		W	21-14
12/05	Buccaneers	S		L	17-30
12/12	at Panthers	S		W	29-21
12/19	at 49ers	S		L	13-31
12/26	Lions	S		W	20-16
01/02	at Bills	S		L	15-29
01/09	Saints	S		L	20-30
2021 TOTALS		16-16		7-10	





# DARNELL MOONEY

ACTIVE | WIDE RECEIVER



Height: 5-11

DOB: 10/29/1997 (age-26)

Experience: 5 Yrs

With Falcons: 1 Yr

Weight: 173 lbs

School: Tulane

Acquired: FA-'24

Hometown: Gadsden, Ala.

## CAREER

- » Has appeared in 60 games (49 starts), tallying 213 receptions for 2,593 yards and 11 receiving touchdowns, in addition to 13 rushes for 59 yards and one rushing touchdown over four seasons (2020-23) for the Bears.
- » In 2023, played in 15 games (14 starts) and recorded 31 receptions for 414 yards and one receiving touchdown.
- » Started in all 12 games he appeared in in 2022, catching 40 passes for 493 yards and two touchdowns.
- » Played in 17 games (14 starts) in 2021 and totaled career highs in receptions (81) and receiving yards (1,055) for a career-high-tying four receiving touchdowns. Also recorded six carries for 32 yards and one rushing touchdown.
- » Appeared in 16 games (nine starts) as a rookie in 2020 and caught 61 passes for 631 yards and four receiving touchdowns.
- » His 61 receptions were the second most all-time by a Bears rookie, only behind Matt Forte (63, 2008), and the most ever by a Bears rookie wide receiver.

- » Started every game as a senior in 2019. Was one of the five captains and led the team in receiving yards (640) and touchdowns (5) for the second straight year.
- » As a junior in 2018, recorded single-season highs for receptions (47), receiving yards (993) and touchdowns (8) in 13 games.
- » Named Second Team All-AAC honors in 2018.
- » Started all 12 games as a sophomore in 2017, totaling 34 receptions for 599 yards (17.6 avg.) and four receiving touchdowns.
- » As a freshman in 2016, appeared in 16 games and caught 24 passes for 267 yards (11.1 avg.) and two receiving touchdowns.

## PERSONAL

- » Attended Gadsden City High School in Gadsden, Ala.
- » Played both wide receiver and defensive back.
- » Led the Titans to a pair of state playoff appearances.
- » Named an Alabama Sports Writers Association Class 7A First-team All-State selection after his senior season when he caught 37 passes for 697 yards and nine touchdowns. Also returned three punts for touchdowns, one kickoff for a touchdown, and notched one interception on defense.
- » Was the point guard on the basketball team and led his team to three state playoff appearances.
- » Majored in applied counseling.

## COLLEGE

- » Played four seasons (2016-19) at Tulane in New Orleans, La.
- » Appeared in 50 career games and totaled 154 catches for 2,572 yards (16.7 yards per catch) and 19 touchdowns.

## TRANSACTIONS

- » Selected by the Chicago Bears in the fifth round (173rd overall) of the 2020 NFL Draft.
- » Signed by the Atlanta Falcons on March 15, 2024.

### REGULAR SEASON COMPARISON: RECEIVING - BALTIMORE RAVENS

DATE	OPP	W/L	GP/GS	REC	YDS.	AVG.	TD	LG	TGTS	YAC
11/21/21	CHI vs. BLT	L	S	5	121	24.2	1	60t	16	70
<b>TOTALS</b>		0/1	1/1	5	121	24.2	1	60t	16	70

## DARNELL MOONEY'S NFL REGULAR SEASON RUSHING/RECEIVING STATISTICS

RECEIVING										RUSHING				
DATE	TEAM	GP	GS	NO.	YDS.	AVG.	LG	TD		NO.	YDS.	AVG.	LG	TD
2023	Bears	15	14	31	414	13.4	41	1		2	5	2.5	3	0
2022	Bears	12	12	40	493	12.3	56	2		1	2	2.0	2	0
2021	Bears	17	14	81	1,055	13.0	64	4		6	32	5.3	15t	1
2020	Bears	16	9	61	631	10.3	53	4		4	20	5.0	16	0
NFL TOTALS		60	49	213	2,593	12.2	64	11		13	59	4.5	16	1

## DARNELL MOONEY'S NFL POSTSEASON RUSHING/RECEIVING STATISTICS

RECEIVING										RUSHING				
DATE	TEAM	GP	GS	NO.	YDS.	AVG.	LG	TD		NO.	YDS.	AVG.	LG	TD
2020	Bears	0	0	0	0	0.0	0	0		0	0	0.0	0	0
NFL TOTALS		0	0	0	0	0.0	0	0		0	0	0.0	0	0

## DARNELL MOONEY'S NFL REGULAR SEASON RETURN STATISTICS

KICKOFF RETURNS							PUNT RETURNS						
DATE	TEAM	RET.	YDS.	AVG.	LG	TD	NO.	FC	YDS.	AVG.	LG	TD	
2023	Bears	0	0	0.0	0	0	0	0	0	0.0	0	0	
2022	Bears	0	0	0.0	0	0	0	0	0	0.0	0	0	
2021	Bears	1	10	10.0	10	0	0	0	0	0.0	0	0	
2020	Bears	1	5	5.0	5	0	0	0	0	0.0	0	0	
NFL TOTALS		2	15	7.5	10	0	0	0	0	0.0	0	0	

## DARNELL MOONEY'S NFL POSTSEASON RETURN STATISTICS

KICKOFF RETURNS							PUNT RETURNS						
DATE	TEAM	RET.	YDS.	AVG.	LG	TD	NO.	FC	YDS.	AVG.	LG	TD	
2020	Bears	0	0	0.0	0	0	0	0	0	0.0	0	0	
NFL TOTALS		0	0	0.0	0	0	0	0	0	0.0	0	0	

## DARNELL MOONEY'S SINGLE-GAME HIGHS: RUSHING/RECEIVING

<b>Rush Attempts</b>	2 at Seattle Seahawks, Dec 26, 2021 1 at Los Angeles Chargers, Oct 29, 2023 1 vs. Las Vegas Raiders, Oct 22, 2023 ...9 more at 1.	<b>Receiving TDs</b>	1 vs. Green Bay Packers, Sep 10, 2023 1 at Atlanta Falcons, Nov 20, 2022 ...9 more at 1.
<b>Rushing Yards</b>	16 at Minnesota Vikings, Dec 20, 2020 15 at Pittsburgh Steelers, Nov 08, 2021 10 vs. Detroit Lions, Oct 03, 2021	<b>All-Purpose Yards</b>	135 vs. Detroit Lions, Oct 03, 2021 126 at Minnesota Vikings, Jan 09, 2022 125 at Detroit Lions, Nov 25, 2021
<b>Longest Runs</b>	16 at Minnesota Vikings, Dec 20, 2020 15t at Pittsburgh Steelers, Nov 08, 2021 10 vs. Detroit Lions, Oct 03, 2021	<b>Kickoff Returns</b>	1 vs. Cincinnati Bengals, Sep 19, 2021 1 vs. Detroit Lions, Dec 06, 2020
<b>Rushing TDs</b>	1 at Pittsburgh Steelers, Nov 08, 2021 12 at Minnesota Vikings, Jan 09, 2022	<b>Kickoff Return Yards</b>	10 vs. Cincinnati Bengals, Sep 19, 2021 5 vs. Detroit Lions, Dec 06, 2020
<b>Receptions</b>	11 vs. Green Bay Packers, Jan 03, 2021 7 vs. Miami Dolphins, Nov 06, 2022 ...2 more at 7.	<b>Longest Kickoff Return</b>	10 vs. Cincinnati Bengals, Sep 19, 2021 5 vs. Detroit Lions, Dec 06, 2020
<b>Receiving Yards</b>	126 at Minnesota Vikings, Jan 09, 2022 125 vs. Detroit Lions, Oct 03, 2021 123 at Detroit Lions, Nov 25, 2021	<b>Most TDs</b>	2 at Pittsburgh Steelers, Nov 08, 2021 1 vs. Green Bay Packers, Sep 10, 2023 1 at Atlanta Falcons, Nov 20, 2022 ...8 more at 1.
<b>Receiving Average</b>	25.0 vs. Detroit Lions, Oct 03, 2021 24.6 at Detroit Lions, Nov 25, 2021 24.2 vs. Baltimore Ravens, Nov 21, 2021	<b>Miscellaneous Tackles</b>	1 at Los Angeles Chargers, Oct 29, 2023 1 vs. Minnesota Vikings, Oct 15, 2023 ...8 more at 1.
<b>Longest Receptions</b>	64 vs. Detroit Lions, Oct 03, 2021 60 vs. Baltimore Ravens, Nov 21, 2021 56 at New York Giants, Oct 02, 2022		

### DARNELL MOONEY'S 100-YARD RECEIVING GAMES (4): REGULAR SEASON

DATE	TEAM	NO.	YDS.	AVG.	LG	TD
10/03/21	LIONS	5	125	25.0	64	0
11/21/21	RAVENS	5	121	24.2	60t	1
11/25/21	at Lions	5	123	24.6	52	0
01/09/22	at Vikings	12	126	10.5	19	0

### DARNELL MOONEY'S 2023 GXG REGULAR-SEASON STATISTICS (BEARS)

		RECEIVING						RUSHING							
DATE	OPPONENT	P/S	NO.	YDS.	AVG.	LG	TD	NO.	YDS.	AVG.	LG	TD	W/L	SCORE	
09/10	Packers	S	4	53	13.3	23	1	0	0	0.0	0	0	L	20-38	
09/17	at Buccaneers	S	0	0	0.0	0	0	0	0	0.0	0	0	L	17-27	
09/24	at Chiefs	S	0	0	0.0	0	0	0	0	0.0	0	0	L	10-41	
10/01	Broncos	S	4	51	12.8	17	0	0	0	0.0	0	0	L	28-31	
10/05	at Commanders	S	0	0	0.0	0	0	0	0	0.0	0	0	W	40-20	
10/15	Vikings	S	2	48	24.0	39	0	0	0	0.0	0	0	L	13-19	
10/22	Raiders	S	4	32	8.0	11	0	1	2	2.0	2	0	W	30-12	
10/29	at Chargers	S	1	41	41.0	41	0	1	3	3.0	3	0	L	13-30	
11/05	at Saints	S	5	82	16.4	38	0	0	0	0.0	0	0	L	17-24	
11/09	Panthers	S	2	14	7.0	8	0	0	0	0.0	0	0	W	16-13	
11/19	at Lions	S	1	24	24.0	24	0	0	0	0.0	0	0	L	26-31	
11/27	at Vikings	S	2	6	3.0	10	0	0	0	0.0	0	0	W	12-10	
12/10	Lions	S	2	44	22.0	28	0	0	0	0.0	0	0	W	28-13	
12/17	at Browns	S	2	14	7.0	9	0	0	0	0.0	0	0	L	17-20	
12/24	Cardinals	P	2	5	2.5	6	0	0	0	0.0	0	0	W	27-16	
12/31	Falcons							ON INACTIVE LIST						W	37-17
01/07	at Packers							ON INACTIVE LIST						L	9-17
<b>2023 TOTALS</b>		<b>15-14</b>	<b>31</b>	<b>414</b>	<b>13.4</b>	<b>41</b>	<b>1</b>	<b>2</b>	<b>5</b>	<b>2.5</b>	<b>3</b>	<b>0</b>	<b>7-10</b>		

### DARNELL MOONEY'S 2022 GXG REGULAR-SEASON STATISTICS (BEARS)

		RECEIVING						RUSHING							
DATE	OPPONENT	P/S	NO.	YDS.	AVG.	LG	TD	NO.	YDS.	AVG.	LG	TD	W/L	SCORE	
09/11	49ers	S	1	8	8.0	8	0	0	0	0.0	0	0	W	19-10	
09/18	at Packers	S	1	-4	-4.0	-4	0	0	0	0.0	0	0	L	10-27	
09/25	Texans	S	2	23	11.5	18	0	0	0	0.0	0	0	W	23-20	
10/02	at Giants	S	4	94	23.5	56	0	0	0	0.0	0	0	L	12-20	
10/09	at Vikings	S	2	52	26.0	39	0	0	0	0.0	0	0	L	22-29	
10/13	Commanders	S	7	68	9.7	26	0	0	0	0.0	0	0	L	7-12	
10/24	at Patriots	S	3	53	17.7	20	0	0	0	0.0	0	0	W	33-14	
10/30	at Cowboys	S	5	70	14.0	36	0	0	0	0.0	0	0	L	29-49	
11/06	Dolphins	S	7	43	6.1	16t	1	1	2	2.0	2	0	L	32-35	
11/13	Lions	S	4	57	14.3	22	0	0	0	0.0	0	0	L	30-31	
11/20	at Falcons	S	4	29	7.3	16t	1	0	0	0.0	0	0	L	24-27	
11/27	at Jets	S	0	0	0.0	0	0	0	0	0.0	0	0	L	10-31	
12/04	Packers							INJURED RESERVE						L	19-28
12/18	Eagles							INJURED RESERVE						L	20-25
12/24	Bills							INJURED RESERVE						L	13-35
01/01	at Lions							INJURED RESERVE						L	10-41
01/08	Vikings							INJURED RESERVE						L	13-29
<b>2022 TOTALS</b>		<b>12-12</b>	<b>40</b>	<b>493</b>	<b>12.3</b>	<b>56</b>	<b>2</b>	<b>1</b>	<b>2</b>	<b>2.0</b>	<b>2</b>	<b>0</b>	<b>3-14</b>		

## DARNELL MOONEY'S 2021 GXG REGULAR-SEASON STATISTICS (BEARS)

DATE	OPPONENT	P/S	RECEIVING					RUSHING					W/L	SCORE
			NO.	YDS.	AVG.	LG	TD	NO.	YDS.	AVG.	LG	TD		
09/12	at Rams	S	5	26	5.2	9	0	0	0	0.0	0	0	L	14-34
09/19	Bengals	S	6	66	11.0	21	0	0	0	0.0	0	0	W	20-17
09/26	at Browns	S	1	9	9.0	9	0	0	0	0.0	0	0	L	6-26
10/03	Lions	P	5	125	25.0	64	0	1	10	10.0	10	0	W	24-14
10/10	at Raiders	S	3	35	11.7	15	0	0	0	0.0	0	0	W	20-9
10/17	Packers	S	5	45	9.0	15	1	0	0	0.0	0	0	L	14-24
10/24	at Buccaneers	S	2	39	19.5	22	0	0	0	0.0	0	0	L	3-38
10/31	49ers	S	6	64	10.7	20	0	0	0	0.0	0	0	L	22-33
11/08	at Steelers	S	3	41	13.7	20	1	1	15	15.0	15t	1	L	27-29
11/21	Ravens	S	5	121	24.2	60t	1	0	0	0.0	0	0	L	13-16
11/25	at Lions	S	5	123	24.6	52	0	1	2	2.0	2	0	W	16-14
12/05	Cardinals	S	5	27	5.4	12	0	0	0	0.0	0	0	L	22-33
12/12	at Packers	P	1	19	19.0	19	0	0	0	0.0	0	0	L	30-45
12/20	Vikings	S	5	63	12.6	27	0	1	3	3.0	3	0	L	9-17
12/26	at Seahawks	S	5	57	11.4	30	0	2	2	1.0	2	0	W	25-24
01/02	Giants	P	7	69	9.9	18	1	0	0	0.0	0	0	W	29-3
01/09	at Vikings	S	12	126	10.5	19	0	0	0	0.0	0	0	L	17-31
<b>2021 TOTALS</b>		<b>17-14</b>	<b>81</b>	<b>1,055</b>	<b>13.0</b>	<b>64</b>	<b>4</b>	<b>6</b>	<b>32</b>	<b>5.3</b>	<b>15T</b>	<b>1</b>	<b>6-11</b>	



# RONDALE MOORE

INJURED RESERVE | WIDE RECEIVER

# 14



**Height:** 5-7

**DOB:** 6/9/2000 (age-24)

**Experience:** 4 Yrs

**With Falcons:** 1 Yr

**Weight:** 181 lbs

**School:** Purdue

**Acquired:** T-'24 (AR)

**Hometown:** New Albany, Ind.

## CAREER

- » Has appeared in 39 games (23 starts), totaling 135 receptions for 1,201 receiving yards (8.9 avg.) and three receiving touchdowns over three seasons for the Cardinals. He has also rushed for 249 yards on 52 carries (4.8 avg.) and one rushing touchdown.
- » Has seen action in one postseason game, tallying five receptions for 32 yards (6.4 avg.).
- » In 2023, played in all 17 games (eight starts), recording 40 receptions for 352 yards and one touchdown along with 178 rushing yards on 28 carries (6.3 avg.) and one touchdown.
- » Became the first wide receiver in Cardinals history with over 100 rushing yards in a season.
- » Joined Anquan Boldin (16 games), Christian Kirk (22 games) and Larry Fitzgerald (23 games) as just one of four Cardinals since at least 1970 to reach 100 career receptions in 25 career games or fewer.
- » Started all eight games played in 2022 and recorded 41 receptions for 414 yards and one touchdown before suffering a season-ending injury.
- » Played in 14 games (seven starts) in 2021, hauling in 54 receptions for 435 yards and a touchdown, while adding 76 yards on 18 carries, 171 yards on 21 punt returns and 291 yards on 13 kickoff returns.
- » Ranked sixth among all NFL rookies in all-purpose yards (973) and seventh among rookies in receiving yards (435).

## COLLEGE

- » Played three seasons (2018-20) at Purdue University in West Lafayette, Ind.
- » Appeared in 20 games and recorded 178 receptions for 1,915 yards and 14 touchdowns in addition to rushing for 248 yards and three touchdowns on 30 carries. Also returned 42 kicks for 813 yards and 17 punts for 118 yards.
- » Broke school records for all-purpose yards in a season (2,215) and the most 100-yard receiving games (7) in a season.
- » Named first-team All-American, first-team Freshman All-American (AP), Big Ten Wide Receiver of the Year and Freshman of the Year, in addition to first-team All-Big-Ten (wide receiver and special teams).

## TRANSACTIONS

- » Originally selected by the Arizona Cardinals in the second round (49th overall) of the 2021 NFL Draft.
- » Traded to the Atlanta Falcons on March 14, 2024.

- » Recipient of the Paul Hornung Award given the nation's most versatile player. Also became the first true freshman to earn consensus All-American honors in Big Ten history.
- » After initially opting out due to the COVID-19 pandemic in 2020, he returned and started all three games he appeared in, totaling 35 receptions for 270 yards. Also added 32 rushing yards and a touchdown on six carries.
- » Started all four games in an injury-shortened sophomore campaign in 2019, totaling 29 receptions for 387 yards and two touchdowns. Also added 151 yards on nine kickoff returns and 36 yards on five punt returns.
- » As a true freshman in 2018, he started 10 of 13 games played and totaled 114 receptions for 1,258 yards and 12 touchdowns while adding 213 yards and two touchdowns on 21 rushing attempts. Also returned 13 kicks for 662 yards and 12 punts for 82 yards.
- » Became just the third player in Big Ten history with 100-plus receptions in a season in 2018.

## PERSONAL

- » Attended Trinity High School in Louisville, Ky.
- » Named the 2017 Gatorade Kentucky Player of the Year and was the Paul Hornung Award recipient (top high school player in Kentucky) as a senior.
- » Selected to play in the U.S. Army All-American Bowl.
- » Named first-team All-State.
- » Helped lead Trinity to a 15-0 record and Kentucky Class 6A state championship as a senior.
- » Posted a school record of 104 receptions for 1,461 yards and 16 touchdowns, in addition to 537 rushing yards and seven touchdowns as a senior in 2017. Also returned two punts for touchdowns.
- » As a junior in 2016, appeared in just four games, totaling 20 receptions for 464 yards and nine touchdowns as part of the Shamrocks 2016 Kentucky Class 6A state championship team.
- » Transferred to Trinity from New Albany (Ind.) High School where he won a 2016 4A Indiana State basketball championship.
- » Earned his bachelor's degree in selling and sales management.

### REGULAR SEASON COMPARISON: RECEIVING - BALTIMORE RAVENS

DATE	OPP	W/L	GP/GS	REC	YDS.	AVG.	TD	LG	TGTS	YAC
10/29/23	ARZ vs. BLT	L	S	2	10	5.0	0	6	3	3
<b>TOTALS</b>			0/1 1/1	2	10	5.0	0	6	3	3

### RONDALE MOORE'S NFL REGULAR SEASON RUSHING/RECEIVING STATISTICS

DATE	TEAM	RECEIVING							RUSHING				
		GP	GS	NO.	YDS.	AVG.	LG	TD	NO.	YDS.	AVG.	LG	TD
2023	Cardinals	17	8	40	352	8.8	48t	1	28	178	6.4	45t	1
2022	Cardinals	8	8	41	414	10.1	38t	1	6	-5	-0.8	9	0
2021	Cardinals	14	7	54	435	8.1	77t	1	18	76	4.2	26	0
<b>NFL TOTALS</b>		39	23	135	1,201	8.9	77T	3	52	249	4.8	45T	1

### RONDALE MOORE'S NFL POSTSEASON RUSHING/RECEIVING STATISTICS

DATE	TEAM	RECEIVING							RUSHING				
		GP	GS	NO.	YDS.	AVG.	LG	TD	NO.	YDS.	AVG.	LG	TD
2021	Cardinals	1	0	5	32	6.4	11	0	0	0	0.0	0	0
<b>NFL TOTALS</b>		1	0	5	32	6.4	11	0	0	0	0.0	0	0

### RONDALE MOORE'S NFL REGULAR SEASON RETURN STATISTICS

DATE	TEAM	KICKOFF RETURNS						PUNT RETURNS					
		RET.	YDS.	AVG.	LG	TD	NO.	FC	YDS.	AVG.	LG	TD	
2023	Cardinals	0	0	0.0	0	0	1	3	11	11.0	11	0	
2022	Cardinals	0	0	0.0	0	0	0	0	0	0.0	0	0	
2021	Cardinals	13	291	22.4	32	0	21	10	171	8.1	27	0	
<b>NFL TOTALS</b>		13	291	22.4	32	0	22	13	182	8.3	27	0	

### RONDALE MOORE'S NFL POSTSEASON RETURN STATISTICS

DATE	TEAM	KICKOFF RETURNS					PUNT RETURNS					
		RET.	YDS.	AVG.	LG	TD	NO.	FC	YDS.	AVG.	LG	TD
2021	Cardinals	1	15	15.0	15	0	0	0	0	0.0	0	0
<b>NFL TOTALS</b>		1	15	15.0	15	0	0	0	0	0.0	0	0

### RONDALE MOORE'S SINGLE-GAME HIGHS: RUSHING/RECEIVING

<b>Rush Attempts</b>	4 at Cleveland Browns, Nov 05, 2023 4 at Seattle Seahawks, Oct 22, 2023 3 at Los Angeles Rams, Oct 15, 2023 ...5 more at 3.	<b>Kickoff Return Yards</b>	71 at Chicago Bears, Dec 05, 2021 48 at Detroit Lions, Dec 19, 2021 48 vs. Green Bay Packers, Oct 28, 2021
<b>Rushing Yards</b>	54 vs. Dallas Cowboys, Sep 24, 2023 50 vs. Cincinnati Bengals, Oct 08, 2023 38 vs. San Francisco 49ers, Oct 10, 2021	<b>Longest Kickoff Return</b>	32 at Chicago Bears, Dec 05, 2021 31 at Detroit Lions, Dec 19, 2021 28 vs. Green Bay Packers, Oct 28, 2021
<b>Longest Runs</b>	45t vs. Dallas Cowboys, Sep 24, 2023 41 vs. Cincinnati Bengals, Oct 08, 2023 26 vs. San Francisco 49ers, Oct 10, 2021	<b>Fair Catches</b>	3 vs. Baltimore Ravens, Oct 29, 2023 3 at San Francisco 49ers, Nov 07, 2021 2 vs. Los Angeles Rams, Dec 13, 2021 ...1 more at 2.
<b>Rushing TDs</b>	1 vs. Dallas Cowboys, Sep 24, 2023	<b>Punt Return Yards</b>	27 vs. Houston Texans, Oct 24, 2021 27 at Jacksonville Jaguars, Sep 26, 2021 24 at Tennessee Titans, Sep 12, 2021
<b>Receptions</b>	11 at Seattle Seahawks, Nov 21, 2021 9 at Los Angeles Rams, Nov 13, 2022 8 vs. Seattle Seahawks, Nov 06, 2022	<b>Longest Punt Return</b>	27 at Jacksonville Jaguars, Sep 26, 2021 14 vs. Green Bay Packers, Oct 28, 2021 14 vs. Houston Texans, Oct 24, 2021
<b>Receiving Yards</b>	114 vs. Minnesota Vikings, Sep 19, 2021 94 at Los Angeles Rams, Nov 13, 2022 92 at Minnesota Vikings, Oct 30, 2022	<b>Punt Returns</b>	3 vs. Green Bay Packers, Oct 28, 2021 3 vs. Minnesota Vikings, Sep 19, 2021 2 at Detroit Lions, Dec 19, 2021 ...1 more at 2.
<b>Receiving Average</b>	17.0 at Tennessee Titans, Sep 12, 2021 16.3 vs. Minnesota Vikings, Sep 19, 2021 13.1 at Minnesota Vikings, Oct 30, 2022	<b>Punt Return Average</b>	6.3 vs. Minnesota Vikings, Sep 19, 2021 4.7 vs. Green Bay Packers, Oct 28, 2021
<b>Longest Receptions</b>	77t vs. Minnesota Vikings, Sep 19, 2021 48t at Houston Texans, Nov 19, 2023 38t at Minnesota Vikings, Oct 30, 2022	<b>Kickoff Return Average</b>	23.7 at Chicago Bears, Dec 05, 2021
<b>Receiving TDs</b>	1 at Houston Texans, Nov 19, 2023 1 at Minnesota Vikings, Oct 30, 2022 ...1 more at 1.	<b>Most TDs</b>	1 at Houston Texans, Nov 19, 2023 1 vs. Dallas Cowboys, Sep 24, 2023 ...2 more at 1.
<b>All-Purpose Yards</b>	154 vs. Minnesota Vikings, Sep 19, 2021 114 at Tennessee Titans, Sep 12, 2021 109 vs. San Francisco 49ers, Oct 10, 2021	<b>Miscellaneous Tackles</b>	1 vs. San Francisco 49ers, Dec 17, 2023 1 vs. Carolina Panthers, Nov 14, 2021
<b>Kickoff Returns</b>	3 at Chicago Bears, Dec 05, 2021 2 at Detroit Lions, Dec 19, 2021 2 vs. Green Bay Packers, Oct 28, 2021		

### RONDALE MOORE'S SINGLE-GAME HIGHS - POSTSEASON: RUSHING/RECEIVING

<b>Receptions</b>	5 at Los Angeles Rams, Jan 17, 2022	<b>All-Purpose Yards</b>	47 at Los Angeles Rams, Jan 17, 2022
<b>Receiving Yards</b>	32 at Los Angeles Rams, Jan 17, 2022	<b>Kickoff Returns</b>	1 at Los Angeles Rams, Jan 17, 2022
<b>Receiving Average</b>	6.4 at Los Angeles Rams, Jan 17, 2022	<b>Kickoff Return Yards</b>	15 at Los Angeles Rams, Jan 17, 2022
<b>Longest Receptions</b>	11 at Los Angeles Rams, Jan 17, 2022 6 at Los Angeles Rams, Jan 17, 2022 ...1 more at 6.	<b>Longest Kickoff Return</b>	15 at Los Angeles Rams, Jan 17, 2022

### RONDALE MOORE'S 100-YARD RECEIVING GAMES (1): REGULAR SEASON

DATE	TEAM	NO.	YDS.	AVG.	LG	TD
09/19/21	VIKINGS	7	114	16.3	77t	1

## RONDALE MOORE'S 2023 GXG REGULAR-SEASON STATISTICS (CARDINALS)

		RECEIVING						RUSHING							
DATE	OPPONENT	P/S	NO.	YDS.	AVG.	LG	TD	NO.	YDS.	AVG.	LG	TD	W/L	SCORE	
09/10	at Commanders	S	3	33	11.0	31	0	2	12	6.0	8	0	L	16-20	
09/17	Giants	P	1	14	14.0	14	0	0	0	0.0	0	0	L	28-31	
09/24	Cowboys	P	4	8	2.0	8	0	3	54	18.0	45t	1	W	28-16	
10/01	at 49ers	S	0	0	0.0	0	0	0	0	0.0	0	0	L	16-35	
10/08	Bengals	P	3	26	8.7	19	0	3	50	16.7	41	0	L	20-34	
10/15	at Rams	P	4	30	7.5	9	0	3	-4	-1.3	1	0	L	9-26	
10/22	at Seahawks	P	2	2	1.0	4	0	4	24	6.0	15	0	L	10-20	
10/29	Ravens	S	2	10	5.0	6	0	2	11	5.5	6	0	L	24-31	
11/05	at Browns	S	1	5	5.0	5	0	4	3	0.8	4	0	L	0-27	
11/12	Falcons	P	5	43	8.6	12	0	0	0	0.0	0	0	W	25-23	
11/19	at Texans	S	1	48	48.0	48t	1	2	6	3.0	4	0	L	16-21	
11/26	Rams	P	2	35	17.5	20	0	0	0	0.0	0	0	L	14-37	
12/03	at Steelers	S	1	6	6.0	6	0	0	0	0.0	0	0	W	24-10	
12/17	49ers	P	2	5	2.5	4	0	1	3	3.0	3	0	L	29-45	
12/24	at Bears	S	2	30	15.0	22	0	1	6	6.0	6	0	L	16-27	
12/31	at Eagles	P	3	26	8.7	12	0	2	8	4.0	6	0	W	35-31	
01/07	Seahawks	S	4	31	7.8	10	0	1	5	5.0	5	0	L	20-21	
<b>2023 TOTALS</b>		<b>17-8</b>	<b>40</b>	<b>352</b>	<b>8.8</b>	<b>48T</b>	<b>1</b>	<b>28</b>	<b>178</b>	<b>6.4</b>	<b>45T</b>	<b>1</b>	<b>4-13</b>		

## RONDALE MOORE'S 2022 GXG REGULAR-SEASON STATISTICS (CARDINALS)

		RECEIVING						RUSHING							
DATE	OPPONENT	P/S	NO.	YDS.	AVG.	LG	TD	NO.	YDS.	AVG.	LG	TD	W/L	SCORE	
09/11	Chiefs												L	21-44	
09/18	at Raiders												W	29-23+	
09/25	Rams												L	12-20	
10/02	at Panthers	S	3	11	3.7	7	0	1	-4	-4.0	-4	0	W	26-16	
10/09	Eagles	S	7	68	9.7	28	0	2	-7	-3.5	-2	0	L	17-20	
10/16	at Seahawks	S	6	49	8.2	26	0	0	0	0.0	0	0	L	9-19	
10/20	Saints	S	1	31	31.0	31	0	0	0	0.0	0	0	W	42-34	
10/30	at Vikings	S	7	92	13.1	38t	1	2	12	6.0	9	0	L	26-34	
11/06	Seahawks	S	8	69	8.6	18	0	0	0	0.0	0	0	L	21-31	
11/13	at Rams	S	9	94	10.4	26	0	0	0	0.0	0	0	W	27-17	
11/21	49ers	S	0	0	0.0	0	0	1	-6	-6.0	-6	0	L	10-38	
11/27	Chargers												L	24-25	
12/12	Patriots												L	13-27	
12/18	at Broncos												L	15-24	
12/25	Buccaneers												L	16-19+	
01/01	at Falcons												L	19-20	
01/08	at 49ers												L	13-38	
<b>2022 TOTALS</b>		<b>8-8</b>	<b>41</b>	<b>414</b>	<b>10.1</b>	<b>38T</b>	<b>1</b>	<b>6</b>	<b>-5</b>	<b>-0.8</b>	<b>9</b>	<b>0</b>	<b>4-13</b>		

+ - Overtime



## RONDALE MOORE'S 2021 GXG REGULAR-SEASON STATISTICS (CARDINALS)

		RECEIVING							RUSHING								
DATE	OPPONENT	P/S	NO.	YDS.	AVG.	LG	TD	NO.	YDS.	AVG.	LG	TD	W/L	SCORE			
09/12	at Titans	S	4	68	17.0	29	0	0	0	0.0	0	0	W	38-13			
09/19	Vikings	S	7	114	16.3	77t	1	0	0	0.0	0	0	W	34-33			
09/26	at Jaguars	P	2	1	0.5	3	0	1	3	3.0	3	0	W	31-19			
10/03	at Rams	P	3	28	9.3	16	0	2	9	4.5	10	0	W	37-20			
10/10	49ers	P	5	59	11.8	33	0	3	38	12.7	26	0	W	17-10			
10/17	at Browns	P	3	16	5.3	10	0	3	10	3.3	5	0	W	37-14			
10/24	Texans	P	2	17	8.5	16	0	0	0	0.0	0	0	W	31-5			
10/28	Packers	P	3	24	8.0	9	0	2	1	0.5	2	0	L	21-24			
11/07	at 49ers	S	5	25	5.0	9	0	0	0	0.0	0	0	W	31-17			
11/14	Panthers	S	2	10	5.0	7	0	1	1	1.0	1	0	L	10-34			
11/21	at Seahawks	S	11	51	4.6	11	0	0	0	0.0	0	0	W	23-13			
12/05	at Bears	S	1	8	8.0	8	0	3	2	0.7	7	0	W	33-22			
12/13	Rams	S	3	5	1.7	7	0	2	11	5.5	6	0	L	23-30			
12/19	at Lions	P	3	9	3.0	10	0	1	1	1.0	1	0	L	12-30			
12/25	Colts												L	16-22			
01/02	at Cowboys												W	25-22			
01/09	Seahawks												L	30-38			
<b>2021 TOTALS</b>		<b>14-7</b>	<b>54</b>	<b>435</b>	<b>8.1</b>	<b>77T</b>	<b>1</b>	<b>18</b>	<b>76</b>	<b>4.2</b>	<b>26</b>	<b>0</b>	<b>11-6</b>				

## RONDALE MOORE'S 2021 GXG POSTSEASON STATISTICS (CARDINALS)

		RECEIVING							RUSHING								
DATE	OPPONENT	P/S	NO.	YDS.	AVG.	LG	TD	NO.	YDS.	AVG.	LG	TD	W/L	SCORE			
01/17	at Rams	P	5	32	6.4	11	0	0	0	0.0	0	0	L	11-34			
<b>2021 TOTALS</b>		<b>1-0</b>	<b>5</b>	<b>32</b>	<b>6.4</b>	<b>11</b>	<b>0</b>	<b>0</b>	<b>0</b>	<b>0.0</b>	<b>0</b>	<b>0</b>	<b>0-1</b>				



# RYAN NEUZIL

ACTIVE / OFFENSIVE LINEMAN

# 64



**Height:** 6-3

**DOB:** 7/31/1997 (age-26)

**Experience:** 3 Yrs

**With Falcons:** 3 Yrs

**Weight:** 303 lbs

**School:** Appalachian State

**Acquired:** PS-'22

**Hometown:** Bradenton, Fla.

## CAREER

Has appeared in 26 games (four starts) over three seasons for the Falcons.

In 2023, saw action in all 17 games (four starts).

- » Played in nine games, contributing on offense and special teams in 2022.
- » Spent the 2021 season on the Falcons practice squad.

## COLLEGE

- » He was named All-American via Sporting News (second team) and PFF College (second team) in 2020.
- » Invited to the NFLPA Collegiate Bowl. Neuzil finished career with 44 straight starts at left guard — every game after he moved to that position from being a backup center during the week of the ULM game in the ninth game of the 2017 season.

- » Two-time first-team All-Sun Belt and three-time All-Sun Belt from PFF College.
- » In his four seasons, App State ranked seventh (2020), 16th (2019), 14th (2018) and 22nd (2017) in rushing yards per game while ranking 40th (2020), 13th (2019), 21st (2018) and second (2017) in sacks allowed per game.

## PERSONAL

- » Neuzil was rated a two-star prospect by Rivals.com, Scout.com and 247Sports. Named First-team all-district and all-area selection as a tight end and caught 26 passes for 470 yards and two touchdowns as a senior. He also served as team's punter, averaging 45 yards per kick.
- » Son of Tina and Jeffrey, who played baseball at Kansas and professionally for the Kansas City Royals organization, winning one batting title as a minor league rookie and reaching Triple A.

## IN THE COMMUNITY

### GIVING BACK

- » Gave Thanksgiving meals to 1500 families in Atlanta as part of the Falcons Feast at Home Depot Backyard.
- » Assisted teammate Chris Lindstrom in surprising the Flowery Branch High School football team with a food truck after practice to kickoff their Homecoming week.
- » Participated in Hometown Huddle where the entire team volunteered and cleaned Anderson Park in Atlanta.
- » Attended Fishing with the Falcons Boat Day, where players spend time fishing with military veterans.

## TRANSACTIONS

- » Signed by the Falcons as an undrafted free agent following the 2021 NFL Draft.
- » Waived by the Falcons on Aug. 31, 2021.
- » Signed to the Falcons practice squad on Sept. 1, 2021.
- » Waived by the Falcons on Aug. 30, 2022.
- » Signed to Atlanta's practice squad on Aug. 31, 2022.
- » Signed to the Falcons active roster on Nov. 22, 2022.
- » Re-signed by the Atlanta Falcons on March 4, 2024.

## RYAN NEUZIL'S NFL REGULAR SEASON STATISTICS

DATE	TEAM	GP	GS
2023	Falcons	17	4
2022	Falcons	9	0
2021	Falcons	0	0
<b>NFL TOTALS</b>		<b>26</b>	<b>4</b>

## RYAN NEUZIL'S 2023 GXG REGULAR-SEASON STATISTICS (FALCONS)

DATE	OPPONENT	P/S	W/L	SCORE
09/10	Panthers	P	W	24-10
09/17	Packers	P	W	25-24
09/24	at Lions	P	L	6-20
10/01	at Jaguars	P	L	7-23
10/08	Texans	P	W	21-19
10/15	Commanders	S	L	16-24
10/22	at Buccaneers	P	W	16-13
10/29	at Titans	P	L	23-28
11/05	Vikings	P	L	28-31
11/12	at Cardinals	P	L	23-25
11/26	Saints	P	W	24-15
12/03	at Jets	P	W	13-8
12/10	Buccaneers	S	L	25-29
12/17	at Panthers	S	L	7-9
12/24	Colts	P	W	29-10
12/31	at Bears	P	L	17-37
01/07	at Saints	S	L	17-48
<b>2023 TOTALS</b>		<b>17-4</b>	<b>7-10</b>	

## RYAN NEUZIL'S 2022 GXG REGULAR-SEASON STATISTICS (FALCONS)

DATE	OPPONENT	P/S	W/L	SCORE
09/11	Saints		L	26-27
09/18	at Rams		L	27-31
09/25	at Seahawks		W	27-23
10/02	Browns		W	23-20
10/09	at Buccaneers		L	15-21
10/16	49ers		W	28-14
10/23	at Bengals		L	17-35
10/30	Panthers		W	37-34+
11/06	Chargers		L	17-20
11/10	at Panthers	P	L	15-25
11/20	Bears		W	27-24
11/27	at Commanders	P	L	13-19
12/04	Steelers	P	L	16-19
12/18	at Saints	P	L	18-21
12/24	at Ravens	P	L	9-17
01/01	Cardinals	P	W	20-19
01/08	Buccaneers	P	W	30-17
<b>2022 TOTALS</b>		<b>7-0</b>	<b>7-10</b>	

+- Overtime

## RYAN NEUZIL'S 2021 GXG REGULAR-SEASON STATISTICS (FALCONS)

DATE	OPPONENT	P/S		W/L	SCORE
09/12	Eagles		PRACTICE SQUAD	L	6-32
09/19	at Buccaneers		PRACTICE SQUAD	L	25-48
09/26	at Giants		PRACTICE SQUAD	W	17-14
10/03	Football Team		PRACTICE SQUAD	L	30-34
10/10	Jets		PRACTICE SQUAD	W	27-20
10/24	at Dolphins		PRACTICE SQUAD	W	30-28
10/31	Panthers		PRACTICE SQUAD	L	13-19
11/07	at Saints		PRACTICE SQUAD	W	27-25
11/14	at Cowboys		PRACTICE SQUAD	L	3-43
11/18	Patriots		PRACTICE SQUAD	L	0-25
11/28	at Jaguars		PRACTICE SQUAD	W	21-14
12/05	Buccaneers		PRACTICE SQUAD	L	17-30
12/12	at Panthers		PRACTICE SQUAD	W	29-21
12/19	at 49ers		PRACTICE SQUAD	L	13-31
12/26	Lions		PRACTICE SQUAD	W	20-16
01/02	at Bills		PRACTICE SQUAD	L	15-29
01/09	Saints		DID NOT PLAY	L	20-30
<b>2021 TOTALS</b>		<b>0-0</b>		<b>7-10</b>	



# STORM NORTON

ACTIVE / OFFENSIVE LINEMAN

# 77



**Height:** 6-7

**DOB:** 5/16/1994 (age-30)

**Experience:** 5 Yrs

**With Falcons:** 2 Yrs

**Weight:** 317 lbs

**School:** Toledo

**Acquired:** FA-'24

**Hometown:** Toledo, Ohio

## CAREER

- » Has played in 48 games (22 starts) over five seasons with the Minnesota Vikings, Los Angeles Chargers, and Atlanta Falcons.
- » Saw action in 12 games (three starts) for the Falcons in 2023.
- » In 2022, he appeared in 12 games with the Los Angeles Chargers, seeing action at left tackle and right tackle.
- » Played in 17 games (15 starts) with the Chargers in 2021 at right tackle.
- » Saw action in six games (three starts) with the Chargers in 2020. Also spent time in the XFL with the Los Angeles Wildcats.
- » Appeared in one game with the Vikings in 2018.
- » Spent majority of the 2017 season on the Detroit Lions and Arizona Cardinals practice squads.

## COLLEGE

- » Played in 46 games (28 starts) over four seasons (2012-16) at the University of Toledo.
- » Named First-Team All-Mid American Conference.
- » Named to the *Associated Press* All-Bowl team.
- » Leader of an offensive line that allowed just five sacks

## TRANSACTIONS

- » Originally signed with the Detroit Lions following the 2017 NFL Draft.
- » Waived by the Detroit Lions on Sept. 2, 2017.
- » Signed to the Detroit Lions practice squad on Sept. 3, 2017.
- » Waived from the Detroit Lions practice squad on Sept. 11, 2017.
- » Signed to the Detroit Lions practice squad on Sept. 13, 2017.
- » Waived from the Detroit Lions practice squad on Sept. 25, 2017.
- » Signed to the Detroit Lions practice squad on Oct. 26, 2017.
- » Waived from the Detroit Lions practice squad on Oct. 31, 2017.
- » Signed to the Arizona Cardinals practice squad on Nov. 6, 2017.
- » Waived from the Arizona Cardinals practice squad on Nov. 30, 2017.
- » Signed to the Minnesota Vikings practice squad on Dec. 12, 2017.
- » Waived from the Minnesota Vikings practice squad on Jan. 16, 2018.
- » Signed to a reserve/future contract with the Minnesota Vikings on Jan. 29, 2018.
- » Waived by the Minnesota Vikings on Sept. 1, 2018.
- » Signed to the Minnesota Vikings practice squad on Sept. 2, 2018.

in 411 passing attempts, the second-lowest in the country in 2015. Helped the offense lead the MAC in rushing (207.9 yds/game) and rank third in scoring offense (35.0) and total offense (460.9).

- » In 2014, played in all 13 games (three starts), helping the Rocket offense rank first in the MAC in total offense (486.3) and rushing offense (247.3). The unit was also tied for sacks allowed with 16.
- » Saw action in seven games in 2013 as a reserve offensive lineman.
- » Redshirted his freshman year in 2012.

## PERSONAL

- » Attended Whitmer High School in Toledo, Ohio.
- » Named First-Team All-*Toledo Blade* and was the district's Lineman of the Year as a senior in 2011. Also named second-team All-District and All-Conference.
- » As a junior, was named second-team All-District and All-Conference.
- » Also lettered in basketball and track and field.
- » His older brother, Beau, walked on at Toledo.
- » Grandfather, Troy, served in the U.S. Navy.
- » Majored in communication at Toledo.
- » Son of Phil and Karen Norton.

- » Signed to the Minnesota Vikings active roster from the practice squad on Oct. 27, 2018.
- » Waived by the Minnesota Vikings on Nov. 3, 2018.
- » Signed to the Minnesota Vikings practice squad on Nov. 6, 2018.
- » Signed to a reserve/future contract with the Minnesota Vikings on Jan. 2, 2019.
- » Waived by the Minnesota Vikings on Aug. 31, 2019.
- » Signed by the Los Angeles Chargers on April 14, 2020.
- » Re-signed with the Los Angeles Chargers on April 18, 2022.
- » Signed by the New Orleans Saints on March 21, 2023.
- » Waived by the New Orleans Saints on Aug. 29, 2023.
- » Signed to the New Orleans Saints practice squad on Aug. 30, 2023.
- » Signed the Atlanta Falcons active roster from the New Orleans Saints practice squad on Sept. 26, 2023.
- » Re-signed by the Atlanta Falcons on March 14, 2024.

### STORM NORTON'S NFL REGULAR SEASON STATISTICS

DATE	TEAM	GP	GS
2023	Falcons	12	3
Went from <b>New Orleans</b> to <b>Atlanta</b> .			
2023	Saints	0	0
2023	<b>TOTAL</b>	<b>12</b>	<b>3</b>
2022	Chargers	12	0
2021	Chargers	17	15
2020	Chargers	6	3
2018	Vikings	1	0
2017	Lions	0	0
<b>NFL TOTALS</b>		<b>48</b>	<b>21</b>

### STORM NORTON'S NFL POSTSEASON STATISTICS

DATE	TEAM	GP	GS
2022	Chargers	0	0
2019	Vikings	0	0
<b>NFL TOTALS</b>		<b>0</b>	<b>0</b>

### STORM NORTON'S 2023 GXG REGULAR-SEASON STATISTICS (SAINTS/FALCONS)

DATE	OPPONENT	P/S	W/L	SCORE
09/18	at Panthers		W	20-17
09/24	at Packers		L	17-18
Went from <b>Saints</b> to <b>Falcons</b> .				
10/08	Texans	P	W	21-19
10/15	Commanders		L	16-24
10/22	at Buccaneers	P	W	16-13
10/29	at Titans	P	L	23-28
11/05	Vikings	P	L	28-31
11/12	at Cardinals	P	L	23-25
11/26	Saints	P	W	24-15
12/03	at Jets	P	W	13-8
12/10	Buccaneers	S	L	25-29
12/17	at Panthers	S	L	7-9
12/24	Colts	S	W	29-10
12/31	at Bears	P	L	17-37
01/07	at Saints	P	L	17-48
<b>2023 TOTALS</b>		<b>12-3</b>	<b>6-9</b>	

### STORM NORTON'S 2022 GXG REGULAR-SEASON STATISTICS (CHARGERS)

DATE	OPPONENT	P/S		W/L	SCORE
09/11	Raiders	P		W	24-19
09/15	at Chiefs	P		L	24-27
09/25	Jaguars	P		L	10-38
10/02	at Texans	P		W	34-24
10/09	at Browns	P		W	30-28
10/17	Broncos	P		W	19-16+
10/23	Seahawks	P		L	23-37
11/06	at Falcons	P		W	20-17
11/13	at 49ers	P		L	16-22
11/20	Chiefs	P		L	27-30
11/27	at Cardinals		ON INACTIVE LIST	W	25-24
12/04	at Raiders	P		L	20-27
12/11	Dolphins	P		W	23-17
12/18	Titans		INACTIVE	W	17-14
12/26	at Colts		INACTIVE	W	20-3
01/01	Rams		INACTIVE	W	31-10
01/08	at Broncos		ON INACTIVE LIST	L	28-31
<b>2022 TOTALS</b>		<b>12-0</b>		<b>10-7</b>	

+ - Overtime

### STORM NORTON'S 2021 GXG REGULAR-SEASON STATISTICS (CHARGERS)

DATE	OPPONENT	P/S		W/L	SCORE
09/12	at Football Team	P		W	20-16
09/19	Cowboys	S		L	17-20
09/26	at Chiefs	S		W	30-24
10/04	Raiders	S		W	28-14
10/10	Browns	S		W	47-42
10/17	at Ravens	S		L	6-34
10/31	Patriots	S		L	24-27
11/07	at Eagles	S		W	27-24
11/14	Vikings	S		L	20-27
11/21	Steelers	S		W	41-37
11/28	at Broncos	S		L	13-28
12/05	at Bengals	S		W	41-22
12/12	Giants	S		W	37-21
12/16	Chiefs	S		L	28-34+
12/26	at Texans	S		L	29-41
01/02	Broncos	P		W	34-13
01/09	at Raiders	S		L	32-35+
<b>2021 TOTALS</b>		<b>17-15</b>		<b>9-8</b>	

+ - Overtime

### STORM NORTON'S 2022 GXG POSTSEASON STATISTICS (CHARGERS)

DATE	OPPONENT	P/S		W/L	SCORE
01/14	at Jaguars		INACTIVE	L	30-31
<b>2022 TOTALS</b>		<b>0-0</b>		<b>0-1</b>	







# DAVID ONYEMATA

ACTIVE / DEFENSIVE LINEMAN



**Height:** 6-4  
**DOB:** 11/13/1992 (age-31)  
**Experience:** 9 Yrs  
**With Falcons:** 2 Yrs  
**Hometown:** Lagos, Nigeria

**Weight:** 300 lbs  
**School:** Manitoba (Canada)  
**Acquired:** FA-'23  
**Pronunciation:** own-ye-mah-tah

## CAREER

- » Has recorded 294 tackles (156 solo), 79 quarterback hits, 34 tackles for loss, 27 sacks, nine passes defended, three forced fumbles, two fumble recoveries and one interception in 120 games (82 starts) for the Saints and Falcons.

Recorded career highs in tackles (50), passes defended (three) and forced fumbles (two) while matching his career high with 16 quarterback hits and adding six tackles for loss and four sacks in 14 starts in 2023.

- » In 2022, he started all 17 games and registered 43 total tackles (25 solo), 11 quarterback hits, 5.0 sacks, five tackles for loss, one fumble recovery and one pass defended.
- » Played in 11 games (11 starts) for the Saints in 2021, tallying 34 total tackles (12 solo), 2.0 sacks, two tackles for loss and one fumble recovery.
- » Set single-season career highs in total tackles (44), sacks (6.5), tackles for loss (10), pass defenses (two) and interceptions (one) in 15 starts for the Saints in 2020. Helped with a run defense that ranked fourth in the NFL in both yards per game (93.9) and yards per play (3.86).
- » In 2019, he started all 15 games he played in and tallied 32 total tackles (22 solo), 3.0 sacks, three tackles for loss and one pass defended in helping with a run defense that ranked fourth in the NFL.
- » Played in all 16 games (four starts) in 2018, posting 35 total tackles (23 solo), in helping with a run defense that ranked second in the NFL, adding 4.5 sacks, four tackles for loss, one forced fumble and a pass defense.
- » Appeared in all 16 games (six starts) in 2017 and tallied 38 total tackles (18 solo), four tackles for loss, 2.0 sacks and a pass defended.
- » As a rookie in 2016, he appeared in all 16 games (no starts), recording 18 total tackles (11 solo).

## COLLEGE

- » Played four seasons (2012-15) at the University of Manitoba in Winnipeg, CA.
- » Recorded 166 tackles, 9.5 sacks, two passes defended, one forced fumble and one fumble recovery in 37 career games.
- » Became the first member of the Bisons program to be drafted into the NFL.
- » As a senior in 2015, was named a Canada West all-star for the second straight season, an all-Canadian for the first time and claimed the J.P. Metras Trophy as the top down lineman in CIS football. Ranked second in the conference and ninth in the country with 5.0 sacks in eight league games and ranked second in Canada West in tackles for a loss (7.5) and 12th in overall tackles (38.5). Overall, in nine starts, he registered 50 total tackles, 5.0 sacks, one pass defended, one forced fumble and one fumble recovery.
- » Selected to play in the East-West Shrine Bowl.
- » As a junior in 2014, played in 11 games (10 starts) and posted 52 tackles, 2.5 sacks and 3.5 tackles for loss.
- » As a sophomore, started all 11 games and tallied 53 tackles, six tackles for loss, 1.5 sacks and a pass defense in 2013.
- » In his first season of organized football in 2012, played in seven games and recorded 11 total tackles, four tackles for loss and 0.5 sack.

## PERSONAL

- » Attended Chrisland Schools in Lagos, Nigeria.
- » He did not play football prior to attending college, as he instead played soccer growing up.
- » Born Ebuka Onyemata.
- » Majored in environmental science at the University of Manitoba.

## TRANSACTIONS

- » Originally drafted by the New Orleans Saints in the fourth round (120th overall) of the 2016 NFL Draft.
- » Re-signed by the New Orleans Saints on March 19, 2020.
- » Signed by the Atlanta Falcons on March 15, 2023.

## REGULAR SEASON COMPARISON: DEFENSIVE - BALTIMORE RAVENS

DATE	OPP	TACKLES										MISC				
		W/L	GP/GS	TOT	SOLO	ASST	SACK	YDS.	INT	TFL	PD	QBH	TD	FF	FR	
10/21/18	NO @ BLT	W	P	4	3	1	0.0	0.0	0	0	0	0	0	0	0	0
11/7/22	NO vs. BLT	L	S	1	1	0	1.0	2.0	0	1	0	1	0	0	0	0
<b>TOTALS</b>		1/1	2/1	5	4	1	1.0	2.0	0	1	0	1	0	0	0	0

## DAVID ONYEMATA'S NFL REGULAR SEASON DEFENSIVE STATISTICS

		TACKLES										INTERCEPTIONS					FUMBLES					ST		MISC				
DATE	TEAM	GP	GS	TK	S	A	TF	YD	SK	YDS	QB	NO	YD	LG	TD	PD	FF	FR	TD	YD	TK	S	A	FF	FR	S	A	
2023	Falcons	14	14	50	25	25	6	16	4.0	22.5	16	0	0	0	0	3	2	0	0	0	0	0	0	0	0	0	0	0
2022	Saints	17	17	43	25	18	5	24	5.0	26.5	11	0	0	0	0	1	0	1	0	0	0	0	0	0	0	0	0	
2021	Saints	11	11	34	12	22	2	10	2.0	17.0	10	0	0	0	0	0	0	0	0	1	0	0	0	0	0	0	0	
2020	Saints	15	15	44	20	24	10	50	6.5	44.0	16	1	3	3	0	2	0	0	0	0	0	0	0	0	0	0	0	
2019	Saints	15	15	32	22	10	3	15	3.0	15.0	11	0	0	0	0	1	0	0	0	0	0	0	0	0	0	0	0	
2018	Saints	16	4	35	23	12	4	28	4.5	35.5	6	0	0	0	0	1	1	0	0	0	0	0	0	0	0	0	0	
2017	Saints	16	6	38	18	20	4	13	2.0	10.0	5	0	0	0	0	1	0	0	0	0	0	0	0	0	0	0	0	
2016	Saints	16	0	18	11	7	0	0	0.0	0.0	4	0	0	0	0	0	0	0	0	0	0	0	0	0	0	0	0	
<b>NFL TOTALS</b>		<b>120</b>	<b>82</b>	<b>29</b>	<b>15</b>	<b>13</b>	<b>34</b>	<b>156</b>	<b>27</b>	<b>170</b>	<b>79</b>	<b>1</b>	<b>3</b>	<b>3</b>	<b>0</b>	<b>9</b>	<b>3</b>	<b>2</b>	<b>0</b>	<b>0</b>	<b>0</b>	<b>0</b>	<b>0</b>	<b>0</b>	<b>0</b>	<b>0</b>	<b>0</b>	

## DAVID ONYEMATA'S NFL POSTSEASON DEFENSIVE STATISTICS

		TACKLES										INTERCEPTIONS					FUMBLES					ST		MISC			
DATE	TEAM	GP	GS	TK	S	A	TFL	YDS	SK	YDS	QB	NO	YD	LG	TD	PD	FF	FR	TD	YD	TK	S	A	FF	FR	S	A
2020	Saints	2	2	5	1	4	0	0	0.0	0.0	0	0	0	0	0	0	0	0	0	0	0	0	0	0	0	0	0
2019	Saints	1	1	3	2	1	0	0	0.0	0.0	0	0	0	0	0	0	0	0	0	0	0	0	0	0	0	0	0
2018	Saints	2	1	4	2	2	0	0	0.0	0.0	0	0	0	0	0	0	0	0	0	0	0	0	0	0	0	0	0
2017	Saints	2	0	3	1	2	0	0	0.0	0.0	4	0	0	0	0	0	0	0	0	0	0	0	0	0	0	0	0
<b>NFL TOTALS</b>		<b>7</b>	<b>4</b>	<b>15</b>	<b>6</b>	<b>9</b>	<b>0</b>	<b>0</b>	<b>0.0</b>	<b>0.0</b>	<b>4</b>	<b>0</b>	<b>0</b>	<b>0</b>	<b>0</b>	<b>0</b>	<b>0</b>	<b>0</b>	<b>0</b>	<b>0</b>	<b>0</b>	<b>0</b>	<b>0</b>	<b>0</b>	<b>0</b>	<b>0</b>	<b>0</b>

### DAVID ONYEMATA'S SINGLE-GAME HIGHS: DEFENSIVE

- |  |   |
|--|---|
| <p><b>Total Tackles</b> 10 vs. Minnesota Vikings, Nov 05, 2023<br/>7 at Jacksonville Jaguars, Oct 01, 2023<br/>7 vs. Atlanta Falcons, Nov 07, 2021<br/>...1 more at 7.</p> <p><b>Solo Tackles</b> 5 vs. Minnesota Vikings, Nov 05, 2023<br/>4 vs. San Francisco 49ers, Nov 15, 2020<br/>4 vs. Atlanta Falcons, Nov 10, 2019<br/>...1 more at 4.</p> <p><b>Sacks</b> 3.0 at Dallas Cowboys, Nov 29, 2018<br/>2.0 vs. Atlanta Falcons, Nov 22, 2020<br/>1.5 at Jacksonville Jaguars, Oct 01, 2023</p> <p><b>Passes Defensed</b> 2 vs. Green Bay Packers, Sep 17, 2023<br/>1 vs. Carolina Panthers, Sep 10, 2023<br/>1 at San Francisco 49ers, Nov 27, 2022<br/>...5 more at 1.</p> <p><b>Forced Fumbles</b> 1 vs. New Orleans Saints, Nov 26, 2023<br/>1 vs. Minnesota Vikings, Nov 05, 2023<br/>...1 more at 1.</p> | <p><b>Fumble Recoveries</b> 1 vs. Tampa Bay Buccaneers, Oct 31, 2021</p> <p><b>Tackles For Loss</b> 2 vs. Atlanta Falcons, Nov 22, 2020<br/>2 vs. San Francisco 49ers, Nov 15, 2020<br/>...1 more at 2.</p> <p><b>Interceptions</b> 1 at Tampa Bay Buccaneers, Nov 08, 2020</p> <p><b>Interception Return Yards</b> 3 at Tampa Bay Buccaneers, Nov 08, 2020</p> |
|--|---|

### DAVID ONYEMATA'S SINGLE-GAME HIGHS - POSTSEASON: DEFENSIVE

- |  |   |
|--|---|
| <p><b>Total Tackles</b> 3 vs. Tampa Bay Buccaneers, Jan 17, 2021<br/>3 vs. Minnesota Vikings, Jan 05, 2020<br/>...1 more at 3.</p> | <p><b>Solo Tackles</b> 2 vs. Minnesota Vikings, Jan 05, 2020<br/>2 vs. Philadelphia Eagles, Jan 13, 2019<br/>1 vs. Tampa Bay Buccaneers, Jan 17, 2021<br/>...1 more at 1.</p> |
|--|---|

**DAVID ONYEMATA'S 2023 GYG REGULAR-SEASON STATISTICS (FALCONS)**

DATE	OPPONENT	P/S	TACKLES							INTERCEPTIONS				FUMBLES				ST			MIS		SCORE				
			T	K	S	A	SK	YD	TF	YD	QB	N	YD	L	T	P	F	F	T	YD	T	F		F	S	A	W/L
09/10	Panthers	S	4	2	2	0	0.0	1	0	2	0	0	0	0	1	0	0	0	0	0	0	0	0	0	0	W	24-10
09/17	Packers	S	2	0	2	0	0.0	0	0	0	0	0	0	2	0	0	0	0	0	0	0	0	0	0	W	25-24	
09/24	at Lions	S	3	1	2	0	0.0	1	0	2	0	0	0	0	0	0	0	0	0	0	0	0	0	0	L	6-20	
10/01	at Jaguars	S	7	2	5	1.5	8.5	1	5	2	0	0	0	0	0	0	0	0	0	0	0	0	0	0	L	7-23	
10/08	Texans	S	2	2	0	0	0.0	0	0	0	0	0	0	0	0	0	0	0	0	0	0	0	0	0	W	21-19	
10/15	Commanders	S	4	2	2	0	0.0	0	0	1	0	0	0	0	0	0	0	0	0	0	0	0	0	0	L	16-24	
10/22	at Buccaneers	S	4	1	3	1.0	10.0	1	10	3	0	0	0	0	0	0	0	0	0	0	0	0	0	0	W	16-13	
10/29	at Titans	S	3	3	0	0	0.0	1	0	2	0	0	0	0	0	0	0	0	0	0	0	0	0	0	L	23-28	
11/05	Vikings	S	10	5	5	1.0	3.0	0	0	0	0	0	0	0	1	0	0	0	0	0	0	0	0	0	L	28-31	
11/12	at Cardinals		ON INACTIVE LIST																				L	23-25			
11/26	Saints	S	2	2	0	0	0.0	0	0	1	0	0	0	0	1	0	0	0	0	0	0	0	0	0	W	24-15	
12/03	at Jets	S	4	2	2	0	0.0	0	0	1	0	0	0	0	0	0	0	0	0	0	0	0	0	0	W	13-8	
12/10	Buccaneers		ON INACTIVE LIST																				L	25-29			
12/17	at Panthers		ON INACTIVE LIST																				L	7-9			
12/24	Colts	S	0	0	0	0	0.0	0	0	1	0	0	0	0	0	0	0	0	0	0	0	0	0	0	W	29-10	
12/31	at Bears	S	2	1	1	0	1.0	0	0	1	0	0	0	0	0	0	0	0	0	0	0	0	0	0	L	17-37	
01/07	at Saints	S	3	2	1	0	0.0	1	1	0	0	0	0	0	0	0	0	0	0	0	0	0	0	0	L	17-48	
2023 TOTALS	14-14		50	2	2	4	22.5	6	16	16	0	0	0	3	2	0	0	0	0	0	0	0	0	0	7-10		

## DAVID ONYEMATA'S 2022 GXG REGULAR-SEASON STATISTICS (SAINTS)

			TACKLES					INTERCEPTIONS					FUMBLES			ST			MIS								
DATE	OPPONENT	P/S	T	S	ASK	YD	TFL	YDS	QB	H	N	YD	L	T	P	F	F	TD	YD	T	F	F	S	A	W/L	SCORE	
			K	S	A	S	L	S			O	S	G	D		R	R	D	S	K	S	A	F	R	S	A	
09/11	at Falcons	S	1	0	1	0.0	0	0	0	0	0	0	0	0	0	0	0	0	0	0	0	0	0	0	0	W	27-26
09/18	Buccaneers	S	3	2	1	0.5	1.0	0	0	1	0	0	0	0	0	0	0	0	0	0	0	0	0	0	0	L	10-20
09/25	at Panthers	S	3	2	1	0.0	0.0	0	0	1	0	0	0	0	0	0	0	0	0	0	0	0	0	0	0	L	14-22
10/02	Vikings	S	0	0	0	0.0	0.0	0	0	0	0	0	0	0	0	0	0	0	0	0	0	0	0	0	0	L	25-28
10/09	Seahawks	S	1	1	0	0.0	0.0	0	0	1	0	0	0	0	0	0	1	0	0	0	0	0	0	0	0	W	39-32
10/16	Bengals	S	0	0	0	0.0	0.0	0	0	0	0	0	0	0	0	0	0	0	0	0	0	0	0	0	0	L	26-30
10/20	at Cardinals	S	2	1	1	0.0	0.0	0	0	0	0	0	0	0	0	0	0	0	0	0	0	0	0	0	0	L	34-42
10/30	Raiders	S	3	2	1	1.0	8.0	1	8	2	0	0	0	0	0	0	0	0	0	0	0	0	0	0	0	W	24-0
11/07	Ravens	S	1	1	0	1.0	2.0	1	2	1	0	0	0	0	0	0	0	0	0	0	0	0	0	0	0	L	13-27
11/13	at Steelers	S	3	2	1	1.0	11.0	1	11	1	0	0	0	0	0	0	0	0	0	0	0	0	0	0	0	L	10-20
11/20	Rams	S	5	3	2	0.0	0.0	0	0	0	0	0	0	0	0	0	0	0	0	0	0	0	0	0	0	W	27-20
11/27	at 49ers	S	2	1	1	0.0	0.0	0	0	1	0	0	0	0	1	0	0	0	0	0	0	0	0	0	0	L	0-13
12/05	at Buccaneers	S	4	1	3	0.0	0.0	0	0	1	0	0	0	0	0	0	0	0	0	0	0	0	0	0	0	L	16-17
12/18	Falcons	S	4	3	1	0.0	0.0	1	0	0	0	0	0	0	0	0	0	0	0	0	0	0	0	0	0	W	21-18
12/24	at Browns	S	4	2	2	0.5	1.5	0	0	1	0	0	0	0	0	0	0	0	0	0	0	0	0	0	0	W	17-10
01/01	at Eagles	S	4	2	2	0.0	0.0	0	0	0	0	0	0	0	0	0	0	0	0	0	0	0	0	0	0	W	20-10
01/08	Panthers	S	3	2	1	1.0	3.0	1	3	1	0	0	0	0	0	0	0	0	0	0	0	0	0	0	0	L	7-10
<b>2022 TOTALS</b>		<b>17-17</b>	<b>43</b>	<b>2</b>	<b>1</b>	<b>5.8</b>	<b>26.5</b>	<b>5</b>	<b>24</b>	<b>11</b>	<b>0</b>	<b>0</b>	<b>0</b>	<b>1</b>	<b>0</b>	<b>1</b>	<b>0</b>	<b>0</b>	<b>0</b>	<b>0</b>	<b>0</b>	<b>0</b>	<b>0</b>	<b>0</b>	<b>0</b>	<b>7-10</b>	

## DAVID ONYEMATA'S 2021 GXG REGULAR-SEASON STATISTICS (SAINTS)

			TACKLES					INTERCEPTIONS					FUMBLES			ST			MISC																					
DATE	OPPONENT	P/S	TK	S	ASK	YDS	TFL	YDS	QB	H	NO	YDS	LG	TD	PD	FF	FR	TD	YDS	TK	S	A	FF	S	A	W/L	SCORE													
09/12	Packers										RESERVE/LEAGUE SUSP.																											W	38-3	
09/19	at Panthers										RESERVE/COVID-19																												L	7-26
09/26	at Patriots										RESERVE/COVID-19																												W	28-13
10/03	Giants										RESERVE/COVID-19																												L	21-27+
10/10	at Football Team										RESERVE/COVID-19																												W	33-22
10/25	at Seahawks										RESERVE/LEAGUE SUSP.																												W	13-10
10/31	Buccaneers										RESERVE/LEAGUE SUSP.																												W	36-27
11/07	Falcons	S	7	2	5	0.0	0.0	0	0	2	0	0	0	0	0	0	0	0	0	0	0	0	0	0	0	0	L	25-27												
11/14	at Titans	S	6	3	3	0.0	0.0	0	0	1	0	0	0	0	0	0	0	0	0	0	0	0	0	0	0	L	21-23													
11/21	at Eagles	S	4	2	2	0.5	3.5	0	0	1	0	0	0	0	0	0	0	0	0	0	0	0	0	0	0	L	29-40													
11/25	Bills	S	0	0	0	0.0	0.0	0	0	0	0	0	0	0	0	0	0	0	0	0	0	0	0	0	0	L	6-31													
12/02	Cowboys	S	4	1	3	0.0	0.0	0	0	2	0	0	0	0	0	0	0	0	0	0	0	0	0	0	0	L	17-27													
12/12	at Jets	S	0	0	0	0.0	0.0	0	0	0	0	0	0	0	0	0	0	0	0	0	0	0	0	0	0	W	30-9													
12/19	at Buccaneers	S	6	2	4	1.0	10.0	1	10	3	0	0	0	0	0	0	0	0	0	0	0	0	0	0	0	W	9-0													
12/27	Dolphins	S	1	1	0	0.0	0.0	0	0	0	0	0	0	0	0	0	0	0	0	0	0	0	0	0	0	L	3-20													
01/02	Panthers	S	2	1	1	0.0	0.0	1	0	0	0	0	0	0	0	0	0	0	0	0	0	0	0	0	0	W	18-10													
01/09	at Falcons	S	4	0	4	0.5	3.5	0	0	1	0	0	0	0	0	0	0	0	0	0	0	0	0	0	0	W	30-20													
<b>2021 TOTALS</b>		<b>10-10</b>	<b>34</b>	<b>12</b>	<b>22</b>	<b>2.0</b>	<b>17.0</b>	<b>2</b>	<b>10</b>	<b>10</b>	<b>0</b>	<b>0</b>	<b>0</b>	<b>0</b>	<b>0</b>	<b>0</b>	<b>0</b>	<b>0</b>	<b>0</b>	<b>0</b>	<b>0</b>	<b>0</b>	<b>0</b>	<b>0</b>	<b>0</b>	<b>9-8</b>														

+- Overtime



# RUKE ORHORHORO

ACTIVE / DEFENSIVE LINEMAN

# 98



**Height:** 6-4

**DOB:** 10/13/2001 (age-22)

**Experience:** Rookie

**With Falcons:** Rookie

**Hometown:** Lagos, Nigeria

**Weight:** 294 lbs

**School:** Clemson

**Acquired:** D2-'24

**Pronunciation:** Oh-row-row-row

## COLLEGE

- » Played five seasons (2019-23) at Clemson University in Clemson, S.C.
- » Played in 53 games (30 starts), totaling 88 tackles (39 solo), 25.5 tackles for loss, 12 sacks and nine passes defended for the Tigers.
- » In 2023, he started all 12 games, recording 25 tackles (13 solo), eight tackles for loss, a single-season career-high five sacks and one pass defense.
- » Named to the third-team All-ACC team.
- » In his fourth season at Clemson in 2022, he registered 23 tackles (13 solo), eight tackles for loss, five passes defended and four sacks in 14 games (nine starts).
- » Named to the third-team All-ACC team.
- » In 2021, he recorded a single-season career-high 36 tackles (11 solo), eight tackles for loss, three passes defended and 2.5 sacks in 13 games (nine starts).
- » Redshirted as a sophomore in 2020.
- » As a true freshman in 2019, he appeared in 10 games,

recording four tackles (two solo), 1.5 tackles for loss and a half sack.

## PERSONAL

- » Born in Lagos, Nigeria.
- » Attended River Rouge (Mich.) High School.
- » Came to the United State at the age of nine.
- » Did not begin playing football until his junior year of high school in 2017.
- » Played basketball growing up and averaged a double-double as a sophomore in high school.
- » Has three cousins who played college football, Michael Ojemudia (Iowa), Mario Ojemudia (Michigan) and Ovie Oghoufo (Notre Dame).
- » Full name is Oghenerukevwe Orhorhoro.
- » Graduated with a bachelor's degree in sociology from Clemson. Added a master's degree in athletic leadership.

## TRANSACTIONS

- » Selected by the Atlanta Falcons in the second round (35th overall) of the 2024 NFL Draft.



# JOHN PADDOCK

ACTIVE / QUARTERBACK

# 16



**Height:** 6-0

**DOB:** 3/27/2000 (age-24)

**Experience:** Rookie

**With Falcons:** Rookie

**Weight:** 190 lbs

**School:** Illinois

**Acquired:** CFA-'24

**Hometown:** Bloomfield Hills, Mich.

## COLLEGE

- » Played six seasons of college football at Illinois (2023) and Ball State (2018-22).
- » Played in 24 games, completing 395-of-657 pass attempts (60.1 percent) for 4,177 yards, 27 touchdowns and 18 interceptions for a 121.6 passer rating for the Fighting Illini and Cardinals.
- » In 2023, he played seven games and completed 85-of-143 pass attempts for 1,278 yards, nine touchdowns and three interceptions in his first season at Illinois.
- » As a redshirt senior at Ball State, he played in 12 games and completed 286-of-480 pass attempts (59.6 percent) for 2,719 yards, 18 touchdowns and 14 interceptions for a 113.7 passer rating in 2022.
- » In 2021, he played in two games, competing 18-of-26 pass attempts (69.2 percent) for 132 yards and one interception for a 104.2 passer rating.
- » He did not appear in any games in 2020.
- » Played in two games as a redshirt freshman in 2019, completing 1-of-2 pass attempts for five yards.
- » Appeared in one game as a true freshman in 2018 and


completed 5-of-6 attempts (83.3 percent) for 43 yards.

## PERSONAL

- » Born in Bloomfield Hills, Mich.
- » Attended Bloomfield Hills (Mich.) High School.
- » Became the winningest quarterback in program history.
- » Holds school records in passing yards (4,086) and touchdowns (26).
- » Named a team captain and was a three-year letter winner and three-time All-Conference player.
- » Played golf in high school and finished top-15 in the state in golf.
- » Earned All-Conference honors twice in golf.
- » Son of Steven and Ashley Paddock.
- » Grandfather played in the NFL for the Atlanta Falcons and Detroit Lions.
- » Graduated from Ball State with a degree in professional selling.

## TRANSACTIONS

- » Signed by the Atlanta Falcons following the 2024 NFL Draft.



# BRADLEY PINION

ACTIVE / PUNTER

# 13



**Height:** 6-5

**DOB:** 6/1/1994 (age-30)

**Experience:** 10 Yrs

**With Falcons:** 3 Yrs

**Weight:** 255 lbs

**School:** Clemson

**Acquired:** FA-'22

**Hometown:** Concord, N.C.



## CAREER

- » Appeared in 145 games over nine seasons with the 49ers, Buccaneers and Falcons and averaged 44.3 yards per punt (40.0 net avg.) on 639 punts, including 223 inside the 20-yard line.

Saw action in all 17 games and punted 75 times for 3,110 net punting yards (41.5 avg.), including a long of 66 yards in 2023. Notched 27 punts inside the 20, 11 inside the 10 and three inside the five yard line.

Played in all 17 games, punting 62 times for 2,845 yards (45.9 gross; 41.2 net avg.) in 2022.

Had a career-long 73-yard punt in Week 3 vs. Seattle of the 2022 season, the third-longest punt in franchise history.

- » Played in 15 games for Tampa Bay in 2021 and averaged 42.5 yards per punt on 56 punts, including 23 inside the 20-yard-line.
- » Named NFC Special Teams Player of the Week in Week 1 in 2021.
- » Won Super Bowl LV as a member of the Buccaneers in 2020.

- » Set an NFL single-season record in 2019 with 88 touchbacks on kickoffs. Posted the second-most ever touchbacks in 2020, with 85.

## COLLEGE

- » Played three seasons (2012-14) at the University of Clemson.
- » Appeared in 34 games for the Tigers and punted 140 times for 5,754 yards (41.1 average), with 55 punts inside the 20 and a 39.2 net average.
- » Declared for the NFL Draft following his junior season at Clemson.

## PERSONAL

- » Attended Northwest Cabarrus High School (Concord, North Carolina), where he earned USA Today High School All-American honors.
- » Born Bradley Alexander Pinion on June 1, 1994, in Mecklenburg, North Carolina.

## IN THE COMMUNITY

### GIVING BACK

- » Visited Ronald McDonald House Charities-Atlanta and served families Moe's dinner.
- » Visited and spent time with patients and staff at the Shepard Center.
- » Hosted Thanksgiving dinner for women at My Sister's House.
- » Participated in Operation: Gametime, spending a day with service members from Dobbins Air Reserve Base.
- » Celebrated staff at Children's Healthcare of Atlanta-Scottish Rite for their staff appreciation day.
- » Visited Anderson-Livsey Elementary School and read books to a kindergarten class.
- » Participated in Hometown Huddle where the entire team volunteered and cleaned Anderson Park in Atlanta.
- » Visited Joint Army and Airforce Base, Lewis-McChord Army and spent time with active military members in Seattle, Wash.

## TRANSACTIONS

- » Originally selected by the San Francisco 49ers in the fifth round (165th overall) of the 2015 NFL Draft.
- » Signed by the Tampa Bay Buccaneers as an unrestricted free agent on March 13, 2019.
- » Released by the Tampa Bay Buccaneers on June 22, 2022.
- » Signed by the Atlanta Falcons on June 30, 2022.
- » Re-signed by the Atlanta Falcons on March 13, 2023.

## REGULAR SEASON COMPARISON: PUNTING - BALTIMORE RAVENS

DATE	OPP	W/L	GP/GS	NO.	YDS.	AVG.	TB	I20	LG
10/18/15	SF vs. BLT	W	P	4	152	38.0	1	1	52
12/24/22	ATL @ BLT	L	P	3	112	37.3	0	0	41
<b>TOTALS</b>			1/1 2/0	7	264	37.7	1	1	52

## BRADLEY PINION'S NFL REGULAR SEASON PUNTING STATISTICS

DATE	TEAM	GP	NO.	YDS.	AVG.	OPP. RET.	YDS.	NET					
								YDS.	AVG.	TB	IN20	LG	BK
2023	Falcons	17	75	3,523	47.0	31	353	3,110	41.5	3	27	66	0
2022	Falcons	17	62	2,845	45.9	25	250	2,555	41.2	2	23	73	0
2021	Buccaneers	15	56	2,378	42.5	23	162	2,176	38.9	2	23	65	0
2020	Buccaneers	16	55	2,486	45.2	23	236	2,210	40.2	2	19	62	0
2019	Buccaneers	16	57	2,464	43.2	25	222	2,182	38.3	3	19	63	0
2018	49ers	16	68	2,973	43.7	25	195	2,698	39.1	4	22	64	1
2017	49ers	16	75	3,255	43.4	33	138	3,097	41.3	1	31	59	0
2016	49ers	16	100	4,402	44.0	40	345	3,977	39.8	4	28	65	0
2015	49ers	16	91	3,969	43.6	44	282	3,587	39.4	5	31	62	0
<b>NFL TOTALS</b>		14	639	28,295	44.3	269	2,183	25,592	40.0	26	223	73	1
		5											

## BRADLEY PINION'S NFL POSTSEASON PUNTING STATISTICS

DATE	TEAM	GP	NO.	YDS.	AVG.	OPP. RET.	YDS.	NET					
								YDS.	AVG.	TB	IN20	LG	BK
2021	Buccaneers	2	11	553	50.3	8	95	438	39.8	1	3	61	0
2020	Buccaneers	4	13	540	41.5	4	61	479	36.8	0	7	53	0
<b>NFL TOTALS</b>		6	24	1,093	45.5	12	156	917	38.2	1	10	61	0

### BRADLEY PINION'S SINGLE-GAME HIGHS: PUNTER

<b>Punts</b>	9 at New York Jets, Dec 03, 2023 9 vs. Seattle Seahawks, Nov 26, 2017 ...4 more at 9.	<b>Net Punting Avg</b>	53.7 vs. Los Angeles Chargers, Oct 04, 2020 50.8 at Jacksonville Jaguars, Oct 01, 2023 48.7 vs. Cleveland Browns, Oct 02, 2022
<b>Gross Punting Yards</b>	433 at New York Jets, Dec 03, 2023 433 at Chicago Bears, Dec 06, 2015 412 at St. Louis Rams, Nov 01, 2015	<b>Longest Punts</b>	73 at Seattle Seahawks, Sep 25, 2022 66 at New Orleans Saints, Jan 07, 2024 65 vs. Dallas Cowboys, Sep 09, 2021 ...1 more at 65.
<b>Gross Punting Avg</b>	57.0 vs. Los Angeles Chargers, Oct 04, 2020 54.7 vs. Oakland Raiders, Nov 01, 2018 54.2 at Jacksonville Jaguars, Oct 01, 2023	<b>Inside the 20</b>	4 at New York Jets, Dec 03, 2023 4 at Arizona Cardinals, Oct 28, 2018 ...5 more at 4.
<b>Net Punting Yards</b>	394 at St. Louis Rams, Nov 01, 2015 388 at New York Jets, Dec 03, 2023 379 vs. Seattle Seahawks, Oct 22, 2015	<b>Special Teams Tackles</b>	1 vs. Los Angeles Chargers, Oct 04, 2020 1 at Tennessee Titans, Oct 27, 2019 ...4 more at 1.

### BRADLEY PINION'S SINGLE-GAME HIGHS - POSTSEASON: PUNTER

<b>Punts</b>	7 vs. Philadelphia Eagles, Jan 16, 2022 4 vs. Los Angeles Rams, Jan 23, 2022 4 vs. Kansas City Chiefs, Feb 07, 2021 ...1 more at 4.	<b>Net Punting Avg</b>	43.7 vs. Philadelphia Eagles, Jan 16, 2022 42.3 at Washington Football Team, Jan 09, 2021 37.5 vs. Kansas City Chiefs, Feb 07, 2021
<b>Gross Punting Yards</b>	341 vs. Philadelphia Eagles, Jan 16, 2022 212 vs. Los Angeles Rams, Jan 23, 2022 183 at New Orleans Saints, Jan 17, 2021	<b>Longest Punts</b>	61 vs. Philadelphia Eagles, Jan 16, 2022 57 vs. Los Angeles Rams, Jan 23, 2022 53 at Washington Football Team, Jan 09, 2021
<b>Gross Punting Avg</b>	53.0 vs. Los Angeles Rams, Jan 23, 2022 48.7 vs. Philadelphia Eagles, Jan 16, 2022 45.8 at New Orleans Saints, Jan 17, 2021	<b>Inside the 20</b>	3 vs. Philadelphia Eagles, Jan 16, 2022 2 at Green Bay Packers, Jan 24, 2021 2 at New Orleans Saints, Jan 17, 2021 ...1 more at 2.
<b>Net Punting Yards</b>	306 vs. Philadelphia Eagles, Jan 16, 2022 150 vs. Kansas City Chiefs, Feb 07, 2021 132 vs. Los Angeles Rams, Jan 23, 2022	<b>Special Teams Tackles</b>	1 vs. Kansas City Chiefs, Feb 07, 2021



## BRADLEY PINION'S 2023 GXG REGULAR-SEASON STATISTICS (FALCONS)

DATE	OPPONENT	P				OPP.	NET			TB	IN20	LG	BK	W/L	SCORE
			NO.	YDS.	AVG.	RET.	YDS.	YDS.	AVG						
09/10	Panthers	P	7	337	48.1	3	14	323	46.1	0	3	60	0	W	24-10
09/17	Packers	P	1	45	45.0	0	0	45	45.0	0	0	45	0	W	25-24
09/24	at Lions	P	6	295	49.2	2	13	282	47.0	0	1	57	0	L	6-20
10/01	at Jaguars	P	5	271	54.2	2	17	254	50.8	0	3	62	0	L	7-23
10/08	Texans	P	5	200	40.0	2	19	161	32.2	1	1	45	0	W	21-19
10/15	Commanders	P	3	140	46.7	1	61	79	26.3	0	2	52	0	L	16-24
10/22	at Buccaneers	P	3	134	44.7	1	3	131	43.7	0	0	48	0	W	16-13
10/29	at Titans	P	6	305	50.8	5	32	273	45.5	0	1	60	0	L	23-28
11/05	Vikings	P	4	175	43.8	1	24	131	32.8	1	2	46	0	L	28-31
11/12	at Cardinals	P	4	203	50.8	2	56	147	36.8	0	1	60	0	L	23-25
11/26	Saints	P	2	91	45.5	1	6	85	42.5	0	2	55	0	W	24-15
12/03	at Jets	P	9	433	48.1	4	45	388	43.1	0	4	59	0	W	13-8
12/10	Buccaneers	P	4	180	45.0	2	26	154	38.5	0	2	49	0	L	25-29
12/17	at Panthers	P	5	198	39.6	1	0	198	39.6	0	2	52	0	L	7-9
12/24	Colts	P	3	134	44.7	0	0	134	44.7	0	2	51	0	W	29-10
12/31	at Bears	P	3	128	42.7	2	19	109	36.3	0	0	45	0	L	17-37
01/07	at Saints	P	5	254	50.8	2	18	216	43.2	1	1	66	0	L	17-48
<b>2023 TOTALS</b>			<b>17</b>	<b>75</b>	<b>3,523</b>	<b>47.0</b>	<b>31</b>	<b>353</b>	<b>3,110</b>	<b>41.5</b>	<b>3</b>	<b>27</b>	<b>66</b>	<b>0</b>	<b>7-10</b>

## BRADLEY PINION'S 2022 GXG REGULAR-SEASON STATISTICS (FALCONS)

DATE	OPPONENT	P				OPP.	NET			TB	IN20	LG	BK	W/L	SCORE
			NO.	YDS.	AVG.	RET.	YDS.	YDS.	AVG						
09/11	Saints	P	4	180	45.0	1	12	168	42.0	0	2	51	0	L	26-27
09/18	at Rams	P	1	44	44.0	1	-1	45	45.0	0	0	44	0	L	27-31
09/25	at Seahawks	P	1	73	73.0	0	0	53	53.0	1	0	73	0	W	27-23
10/02	Browns	P	3	153	51.0	2	7	146	48.7	0	0	54	0	W	23-20
10/09	at Buccaneers	P	6	290	48.3	2	40	250	41.7	0	3	62	0	L	15-21
10/16	49ers	P	5	215	43.0	1	35	180	36.0	0	3	52	0	W	28-14
10/23	at Bengals	P	6	282	47.0	3	40	242	40.3	0	1	52	0	L	17-35
10/30	Panthers	P	4	210	52.5	4	46	164	41.0	0	1	60	0	W	37-34+
11/06	Chargers	P	4	204	51.0	3	29	175	43.8	0	0	57	0	L	17-20
11/10	at Panthers	P	5	174	34.8	0	0	174	34.8	0	2	43	0	L	15-25
11/20	Bears	P	3	139	46.3	0	0	119	39.7	1	1	50	0	W	27-24
11/27	at Commanders	P	3	122	40.7	0	0	122	40.7	0	1	48	0	L	13-19
12/04	Steelers	P	3	137	45.7	2	1	136	45.3	0	3	54	0	L	16-19
12/18	at Saints	P	5	208	41.6	2	1	207	41.4	0	3	46	0	L	18-21
12/24	at Ravens	P	3	112	37.3	2	14	98	32.7	0	0	41	0	L	9-17
01/01	Cardinals	P	3	148	49.3	1	14	134	44.7	0	2	62	0	W	20-19
01/08	Buccaneers	P	3	154	51.3	1	12	142	47.3	0	1	53	0	W	30-17
<b>2022 TOTALS</b>			<b>17</b>	<b>62</b>	<b>2,845</b>	<b>45.9</b>	<b>25</b>	<b>250</b>	<b>2,555</b>	<b>41.2</b>	<b>2</b>	<b>23</b>	<b>73</b>	<b>0</b>	<b>7-10</b>

+- Overtime


## BRADLEY PINION'S 2021 GXG REGULAR-SEASON STATISTICS (BUCCANEERS)

DATE	OPPONENT	P				OPP.		NET			TB	IN20	LG	BK	W/L	SCORE	
			NO.	YDS.	AVG.	RET.	YDS.	YDS.	AVG								
09/09	Cowboys	P	4	197	49.3	2	14	183	45.8	0	3	65	0	W	31-29		
09/19	Falcons	P	4	189	47.3	2	11	178	44.5	0	2	57	0	W	48-25		
09/26	at Rams	P	4	145	36.3	1	9	136	34.0	0	1	53	0	L	24-34		
10/03	at Patriots	P	4	170	42.5	2	17	133	33.3	1	0	55	0	W	19-17		
10/10	Dolphins	P	1	41	41.0	0	0	41	41.0	0	1	41	0	W	45-17		
10/14	at Eagles	P	3	127	42.3	1	0	127	42.3	0	2	44	0	W	28-22		
10/24	Bears	P	4	161	40.3	2	13	128	32.0	1	1	49	0	W	38-3		
10/31	at Saints	P	3	126	42.0	1	12	114	38.0	0	2	54	0	L	27-36		
11/14	at Football Team	P	3	124	41.3	1	10	114	38.0	0	2	46	0	L	19-29		
11/22	Giants	P	3	136	45.3	0	0	136	45.3	0	2	55	0	W	30-10		
11/28	at Colts	P	4	164	41.0	3	22	142	35.5	0	1	55	0	W	38-31		
12/05	at Falcons	P	3	133	44.3	1	7	126	42.0	0	2	60	0	W	30-17		
12/12	Bills	P	5	196	39.2	2	9	187	37.4	0	1	55	0	W	33-27+		
12/19	Saints	P	8	336	42.0	3	38	298	37.3	0	3	53	0	L	0-9		
12/26	at Panthers		ON INACTIVE LIST													W	32-6
01/02	at Jets		DID NOT PLAY													W	28-24
01/09	Panthers	P	3	133	44.3	0	0	133	44.3	0	0	46	0	W	41-17		
<b>2021 TOTALS</b>		<b>15</b>	<b>56</b>	<b>2,378</b>	<b>42.5</b>	<b>21</b>	<b>162</b>	<b>2,176</b>	<b>38.9</b>	<b>2</b>	<b>23</b>	<b>65</b>	<b>0</b>	<b>13-4</b>			

+- Overtime

## BRADLEY PINION'S 2021 GXG POSTSEASON STATISTICS (BUCCANEERS)

DATE	OPPONENT	P				OPP.		NET			TB	IN20	LG	BK	W/L	SCORE
			NO.	YDS.	AVG.	RET.	YDS.	YDS.	AVG							
01/16	Eagles	P	7	341	48.7	5	35	306	43.7	0	3	61	0	W	31-15	
01/23	Rams	P	4	212	53.0	3	60	132	33.0	1	0	57	0	L	27-30	
<b>2021 TOTALS</b>		<b>2</b>	<b>11</b>	<b>553</b>	<b>50.3</b>	<b>8</b>	<b>95</b>	<b>438</b>	<b>39.8</b>	<b>1</b>	<b>3</b>	<b>61</b>	<b>0</b>	<b>1-1</b>		



# KYLE PITTS

ACTIVE / TIGHT END

# 8



**Height:** 6-6

**DOB:** 10/6/2000 (age-23)

**Experience:** 4 Yrs

**With Falcons:** 4 Yrs

**Weight:** 247 lbs

**School:** Florida

**Acquired:** D1 '21

**Hometown:** Philadelphia, Pa.

## CAREER

Has seen action in 44 games with 40 starts totaling 149 receptions for 2,049 yards (13.8 avg.) and six touchdowns.

In 2023, appeared in 17 games (15 starts) and has caught 53 passes for 667 yards (12.6 avg.) and a single-season high three touchdowns.

Played in 10 games (10 starts), recording 356 yards on 28 receptions (12.7 avg.) and a career-high two receiving touchdowns in 2022.»

Joined Pro Football Hall of Famer Mike Ditka (1,076 yards in 1961) as the only rookie tight ends to record at least 1,000 receiving yards in NFL history.

- » Surpassed Pro Football Hall of Famer Tony Gonzalez (930 in 2012) for the most receiving yards by a tight end in a single season in franchise history.
- » Surpassed Julio Jones (959 in 2011) for the most receiving yards by a rookie in franchise history, regardless of position.
- » Finished with seven receptions for a career-high 163 receiving yards in Week 7 vs. Miami in 2021. His 163 yards were the fourth-most receiving yards by a rookie tight end in a single game in NFL history.
- » Eclipsed 100 receiving yards in back-to-back games (NYJ, at MIA), becoming the second rookie tight end to accomplish the feat in back-to-back games in NFL history.

## HONORS

- » Pro Bowl Selection (1x - 2021)

## COLLEGE

- » Played three seasons (2018-20) at the University of Florida in Gainesville, Fla.
- » Tallied 100 receptions for 1,492 yards (14.9 avg.) and 18 touchdowns in 32 career games.
- » Recorded 43 receptions for 770 yards (17.9 avg.) and 12 touchdowns in eight games as a junior in 2020, earning unanimous first-team All-America honors and the Mackey Award, given to college football's most outstanding tight end.
- » Finished with 54 receptions for 649 yards (12.0 avg.) and five touchdowns in 13 games in 2019.
- » Totaled three receptions for 73 yards and one touchdown as a freshman in 2018.

## PERSONAL

- » Attended Archbishop Wood High School in Philadelphia to an 11-2 record and a state championship as a senior in 2017.
- » Totaled four total tackles, two interceptions and a touchdown reception in the state championship game.
- » Earned Under Armour All-America honors in 2017.

## IN THE COMMUNITY

### GIVING BACK

- » Participated in Operation: Gametime, spending a day with service members from Dobbins Air Reserve Base.
- » Participated in Hometown Huddle where the entire team volunteered and cleaned Anderson Park in Atlanta.
- » Attended the Eglin Air Force Base in Florida for a USO visit.
- » Walked the runway at Fashion Play with Big Brothers Big Sisters of Atlanta.

## TRANSACTIONS

- » Selected by the Atlanta Falcons in the first round (fourth overall) of the 2021 NFL Draft.

## KYLE PITTS' NFL REGULAR SEASON RUSHING/RECEIVING STATISTICS

		RECEIVING							RUSHING				
DATE	TEAM	GP	GS	NO.	YDS.	AVG.	LG	TD	NO.	YDS.	AVG.	LG	TD
2023	Falcons	17	15	53	667	12.6	39	3	1	-4	-4.0	-4	0
2022	Falcons	10	10	28	356	12.7	33	2	0	0	0.0	0	0
2021	Falcons	17	15	68	1,026	15.1	61	1	0	0	0.0	0	0
<b>NFL TOTALS</b>		<b>44</b>	<b>40</b>	<b>149</b>	<b>2,049</b>	<b>13.8</b>	<b>61</b>	<b>6</b>	<b>1</b>	<b>-4</b>	<b>-4.0</b>	<b>0</b>	<b>0</b>

## KYLE PITTS' NFL REGULAR SEASON RETURN STATISTICS

		KICKOFF RETURNS					PUNT RETURNS					
DATE	TEAM	RET.	YDS.	AVG.	LG	TD	NO.	FC	YDS.	AVG.	LG	TD
2023	Falcons	0	0	0.0	0	0	0	0	0	0.0	0	0
2022	Falcons	0	0	0.0	0	0	0	0	0	0.0	0	0
2021	Falcons	0	0	0.0	0	0	0	0	0	0.0	0	0
<b>NFL TOTALS</b>		<b>0</b>	<b>0</b>	<b>0.0</b>	<b>0</b>	<b>0</b>	<b>0</b>	<b>0</b>	<b>0</b>	<b>0.0</b>	<b>0</b>	<b>0</b>

### KYLE PITTS' SINGLE-GAME HIGHS: RUSHING/RECEIVING

<p><b>Rush Attempts</b> 1 at Detroit Lions, Sep 24, 2023</p> <p><b>Receptions</b> 9 vs. New York Jets, Oct 10, 2021 7 vs. Houston Texans, Oct 08, 2023 7 at Miami Dolphins, Oct 24, 2021</p> <p><b>Receiving Yards</b> 163 at Miami Dolphins, Oct 24, 2021 119 vs. New York Jets, Oct 10, 2021 102 vs. Detroit Lions, Dec 26, 2021</p> <p><b>Receiving Average</b> 23.3 at Miami Dolphins, Oct 24, 2021 20.7 at New Orleans Saints, Nov 07, 2021 19.3 at San Francisco 49ers, Dec 19, 2021</p> <p><b>Longest Receptions</b> 61 at Buffalo Bills, Jan 02, 2022 49 at San Francisco 49ers, Dec 19, 2021 39 at Tampa Bay Buccaneers, Oct 22, 2023 ...3 more at 39.</p>	<p><b>Receiving TDs</b> 1 vs. Indianapolis Colts, Dec 24, 2023 1 vs. Tampa Bay Buccaneers, Dec 10, 2023 ...4 more at 1.</p> <p><b>All-Purpose Yards</b> 163 at Miami Dolphins, Oct 24, 2021 119 vs. New York Jets, Oct 10, 2021 102 vs. Detroit Lions, Dec 26, 2021</p> <p><b>Most TDs</b> 1 vs. Indianapolis Colts, Dec 24, 2023 1 vs. Tampa Bay Buccaneers, Dec 10, 2023 ...4 more at 1.</p> <p><b>Miscellaneous Tackles</b> 1 vs. Washington Commanders, Oct 15, 2023 1 vs. Green Bay Packers, Sep 17, 2023 ...3 more at 1.</p>
---	--

## KYLE PITTS' 100-YARD RECEIVING GAMES (3): REGULAR SEASON

DATE	TEAM	NO.	YDS.	AVG.	LG	TD
10/10/21	JETS	9	119	13.2	39	1
10/24/21	at Dolphins	7	163	23.3	39	0
12/26/21	LIONS	6	102	17.0	35	0

## KYLE PITTS' 2023 GXG REGULAR-SEASON STATISTICS (FALCONS)

		RECEIVING							RUSHING						
DATE	OPPONENT	P/S	NO.	YDS.	AVG.	LG	TD	NO.	YDS.	AVG.	LG	TD	W/L	SCORE	
09/10	Panthers	S	2	44	22.0	34	0	0	0	0.0	0	0	W	24-10	
09/17	Packers	S	2	15	7.5	9	0	0	0	0.0	0	0	W	25-24	
09/24	at Lions	S	5	41	8.2	16	0	1	-4	-4.0	-4	0	L	6-20	
10/01	at Jaguars	P	2	21	10.5	13	0	0	0	0.0	0	0	L	7-23	
10/08	Texans	S	7	87	12.4	20	0	0	0	0.0	0	0	W	21-19	
10/15	Commanders	P	4	43	10.8	19	1	0	0	0.0	0	0	L	16-24	
10/22	at Buccaneers	S	3	47	15.7	39	0	0	0	0.0	0	0	W	16-13	
10/29	at Titans	S	3	35	11.7	14	0	0	0	0.0	0	0	L	23-28	
11/05	Vikings	S	4	56	14.0	27	0	0	0	0.0	0	0	L	28-31	
11/12	at Cardinals	S	3	30	10.0	17	0	0	0	0.0	0	0	L	23-25	
11/26	Saints	S	2	22	11.0	11	0	0	0	0.0	0	0	W	24-15	
12/03	at Jets	S	4	51	12.8	16	0	0	0	0.0	0	0	W	13-8	
12/10	Buccaneers	S	3	57	19.0	36t	1	0	0	0.0	0	0	L	25-29	
12/17	at Panthers	S	3	37	12.3	24	0	0	0	0.0	0	0	L	7-9	
12/24	Colts	S	3	49	16.3	24t	1	0	0	0.0	0	0	W	29-10	
12/31	at Bears	S	1	5	5.0	5	0	0	0	0.0	0	0	L	17-37	
01/07	at Saints	S	2	27	13.5	19	0	0	0	0.0	0	0	L	17-48	
<b>2023 TOTALS</b>		<b>17-15</b>	<b>53</b>	<b>667</b>	<b>12.6</b>	<b>39</b>	<b>3</b>	<b>1</b>	<b>-4</b>	<b>-4.0</b>	<b>-4</b>	<b>0</b>	<b>7-10</b>		


### KYLE PITTS' 2022 GXG REGULAR-SEASON STATISTICS (FALCONS)

DATE	OPPONENT	P/S	RECEIVING					RUSHING					W/L	SCORE
			NO.	YDS.	AVG.	LG	TD	NO.	YDS.	AVG.	LG	TD		
09/11	Saints	S	2	19	9.5	11	0	0	0	0.0	0	0	L	26-27
09/18	at Rams	S	2	19	9.5	13	0	0	0	0.0	0	0	L	27-31
09/25	at Seahawks	S	5	87	17.4	28	0	0	0	0.0	0	0	W	27-23
10/02	Browns	S	1	25	25.0	25	0	0	0	0.0	0	0	W	23-20
10/09	at Buccaneers		INACTIVE										L	15-21
10/16	49ers	S	3	19	6.3	7	1	0	0	0.0	0	0	W	28-14
10/23	at Bengals	S	3	9	3.0	7	0	0	0	0.0	0	0	L	17-35
10/30	Panthers	S	5	80	16.0	33	1	0	0	0.0	0	0	W	37-34+
11/06	Chargers	S	2	27	13.5	18	0	0	0	0.0	0	0	L	17-20
11/10	at Panthers	S	2	28	14.0	18	0	0	0	0.0	0	0	L	15-25
11/20	Bears	S	3	43	14.3	18	0	0	0	0.0	0	0	W	27-24
11/27	at Commanders		INJURED RESERVE										L	13-19
12/04	Steelers		INJURED RESERVE										L	16-19
12/18	at Saints		INJURED RESERVE										L	18-21
12/24	at Ravens		INJURED RESERVE										L	9-17
01/01	Cardinals		INJURED RESERVE										W	20-19
01/08	Buccaneers		INJURED RESERVE										W	30-17
<b>2022 TOTALS</b>		10-10	28	356	12.7	33	2	0	0	0.0	0	0	7-10	

+- Overtime

### KYLE PITTS' 2021 GXG REGULAR-SEASON STATISTICS (FALCONS)

DATE	OPPONENT	P/S	RECEIVING					RUSHING					W/L	SCORE
			NO.	YDS.	AVG.	LG	TD	NO.	YDS.	AVG.	LG	TD		
09/12	Eagles	S	4	31	7.8	18	0	0	0	0.0	0	0	L	6-32
09/19	at Buccaneers	S	5	73	14.6	24	0	0	0	0.0	0	0	L	25-48
09/26	at Giants	S	2	35	17.5	25	0	0	0	0.0	0	0	W	17-14
10/03	Football Team	S	4	50	12.5	15	0	0	0	0.0	0	0	L	30-34
10/10	Jets	S	9	119	13.2	39	1	0	0	0.0	0	0	W	27-20
10/24	at Dolphins	S	7	163	23.3	39	0	0	0	0.0	0	0	W	30-28
10/31	Panthers	S	2	13	6.5	11	0	0	0	0.0	0	0	L	13-19
11/07	at Saints	S	3	62	20.7	39	0	0	0	0.0	0	0	W	27-25
11/14	at Cowboys	S	4	60	15.0	18	0	0	0	0.0	0	0	L	3-43
11/18	Patriots	P	3	29	9.7	16	0	0	0	0.0	0	0	L	0-25
11/28	at Jaguars	S	2	26	13.0	19	0	0	0	0.0	0	0	W	21-14
12/05	Buccaneers	S	4	48	12.0	29	0	0	0	0.0	0	0	L	17-30
12/12	at Panthers	S	5	61	12.2	23	0	0	0	0.0	0	0	W	29-21
12/19	at 49ers	S	4	77	19.3	49	0	0	0	0.0	0	0	L	13-31
12/26	Lions	S	6	102	17.0	35	0	0	0	0.0	0	0	W	20-16
01/02	at Bills	S	2	69	34.5	61	0	0	0	0.0	0	0	L	15-29
01/09	Saints	P	2	8	4.0	7	0	0	0	0.0	0	0	L	20-30
<b>2021 TOTALS</b>		17-15	68	1,026	15.1	61	1	0	0	0.0	0	0	7-10	



# JAYDEN PRICE

ACTIVE / CORNERBACK

# 36



**Height:** 6-0

**DOB:** 4/5/2000 (age-24)

**Experience:** Rookie

**With Falcons:** Rookie

**Weight:** 184 lbs

**School:** North Dakota State

**Acquired:** CFA-'24

**Hometown:** Derby, Kan.

## COLLEGE

- » Played five seasons (2019-23) at North Dakota State in Fargo, N.D.
- » Price played in 71 games (54 starts) for the Bison, recording 107 tackles (73 solo), 17 passes defended, four tackles for loss, three interceptions, three fumble recoveries, one sack and one forced fumble.
- » In 2023, he started all 15 games and notched single-season career highs in tackles (47), passes defended (six), tackles for loss (2.5) and interceptions (two). He also added his first-career sack and one fumble recovery.
- » Started all 15 games in 2022 and notched 18 tackles (13 solo) and two passes defended.
- » As a redshirt sophomore in 2021, he started all 15 games for the Bison and registered 17 tackles (14 solo), five passes defended, one forced fumble and one fumble recovery.
- » Saw action in 10 games (nine starts) as a redshirt freshman in 2019 and recorded 22 tackles (14 solo), four passes defended, 1.5 tackles for loss and one interception.
- » Redshirted his freshman season in 2018.

- » Attended Mulvane (Kan.) High School.
- » Three-year starting quarterback and defensive back.
- » Played in eight games, passing for 1,425 yards and 16 touchdowns while rushing for 936 yards and 16 touchdowns. Had 46 tackles and three interceptions on defense as a senior.
- » Accounted for 7,895 yards of total offense with 101 touchdowns in his career.
- » Passed for 4,536 yards and 51 touchdowns in his career.
- » Set school records for career points (306), rushing yards (3,359), attempts (493) and touchdowns(50).
- » Kansas All-Class 4A Division I first-team quarterback in 2016 and 2017.
- » Two-time all-league first team and Offensive League MVP.
- » All-league second-team defensive back in 2017.
- » Son of Shane and Juliann Price.
- » Has two brothers, Jarrett and Jace. Jarrett played baseball at Newman University. Jace played football at Butler Community College.
- » Graduated from NDSU in December 2021 with a bachelor's degree in marketing and earned a master's degree in business administration in 2023.

## PERSONAL

### TRANSACTIONS

- » Signed by the Atlanta Falcons following the 2024 NFL Draft.



# BIJAN ROBINSON

ACTIVE / RUNNING BACK

# 7



**Height:** 5-11

**DOB:** 1/30/2002 (age-22)

**Experience:** 2 Yrs

**With Falcons:** 2 Yrs

**Hometown:** Tucson, Ariz.

**Weight:** 215 lbs

**School:** Texas

**Acquired:** D1 '23

**Pronunciation:** bih-Xian

## CAREER

- » Has appeared in 17 games (16 starts) and has recorded 214 carries for 976 yards and four rushing touchdowns. Also caught 58 passes for 487 yards and four receiving touchdowns for the Falcons.
- » In 2023, surpassed Williams Andrews (1,332) for the most yards from scrimmage by a rookie in franchise history with 1,463.
- » Led all rookies with 976 rushing yards while adding 487 receiving yards and eight total touchdowns (four rushing, four receiving) in 2023.
- » Set the franchise record for most receptions by a rookie running back with 58.
- » Became the fifth rookie running back in NFL history to record at least 1,400 yards from scrimmage, 55 receptions and four receiving touchdowns.

- » As a true freshman in 2020, he recorded 703 rushing yards on 86 carries and four rushing touchdowns, while adding 15 receptions for 196 receiving yards and two receiving touchdowns.
- » Broke program records for yards per carry in a game (19.1 ypc at Kansas State) and in a season (8.2 ypc).

## HONORS

- » PFWA All-Rookie Team (2023)

## COLLEGE

- » Played three seasons (2020-22) at the University of Texas in Austin, Texas.
- » Played in 31 games (28 starts), recording 3,410 yards on 539 carries (6.3 avg.) with 33 rushing touchdowns. He also tallied 60 receptions for 805 receiving yards and eight receiving touchdowns.
- » Started all 12 games as a junior in 2022, recording single-season career highs in carries (258), rushing yards (1,580), rushing touchdowns (18) and receiving yards (314), while also adding 19 receptions and two receiving touchdowns.
- » Named the 2022 Doak Walker Award recipient, given to the nation's most outstanding running back, a unanimous first-team All-American and a finalist for the Earl Campbell Tyler Rose Award, which recognizes the top offensive player in Division I football who also exhibits the enduring characteristics that define Earl Campbell: integrity, performance, teamwork, sportsmanship, drive, community and tenacity.
- » Named a unanimous first-team All-Big 12 selection, Dave Campbell's Texas Football Best Running Back and a first-team All-Texas selection.
- » In his sophomore campaign, he posted 1,127 rushing yards on 195 carries (5.8 avg.) and 11 touchdowns, while also adding 26 receptions for 295 receiving yards and four receiving touchdowns.
- » Named first-team All-Big 12 by the coaches and Associated Press.

## PERSONAL

- » Born in Tucson, Ariz.
- » Attended Salpointe Catholic High School in Tucson, Ariz.
- » Became the first player in Arizona high school football history to twice win the Ed Doherty Award as the state's top high school football player by the Grand Canyon State Gridiron Club.
- » Became Arizona's career all-time touchdown leader with 114 and its leading rusher with 7,036 yards. Also became the first running back in Arizona history to top 2,000 yards in three consecutive seasons.
- » Named Arizona Gatorade Player of the Year in 2019, received the Arizona National Football Foundation Frank Kush Player of the Year honor and was named 4A Kino Region Player of the Year and Offensive Player of the Year in 2019.
- » Rushed for 2,235 yards and 38 touchdowns on 126 carries (17.7 ypc/203.2 ypg), while also catching 12 passes for 314 yards and three touchdowns as a senior. He also returned four kickoffs for 238 yards, including a 94-yard touchdown and posted seven games with at least four rushing touchdowns. Led an offense that averaged 52.0 points per game as a senior.
- » Named 4A Conference Offensive Player of the Year in 2018, selected as the 4A Kino Region Offensive Player of the Year and named first-team all-region.
- » Posted 2,400 rushing yards and 35 touchdowns on 170 carries (14.1 ypc), along with 10 catches for 153 yards and one touchdown as a junior. Led an offense that averaged 43.9 points per game as a junior.
- » Led Salpointe to a 13-1 overall record, including a 5-0 region mark and title, and an appearance in the AIA 4A state title game in 2018. Named first-team 4A all-conference in 2017, 4A Kino Region Offensive Player of the Year and first-team all-region.
- » Rushed for 2,023 yards and 26 touchdowns on 189 carries (10.7 ypc), while catching eight passes for 136 yards and three touchdowns as a sophomore.
- » Led Salpointe to a 12-2 overall record, including a 4-0 region mark and title, and an appearance in the AIA 4A state title game in 2017.
- » Son of LeMore Saul.
- » Majored in communication and leadership at Texas.

## TRANSACTIONS

» Selected by the Atlanta Falcons in the first round (8th overall) of the 2023 NFL Draft.

### BIJAN ROBINSON'S NFL REGULAR SEASON RUSHING/RECEIVING STATISTICS

		RUSHING							RECEIVING				
DATE	TEAM	GP	GS	NO.	YDS.	AVG.	LG	TD	NO.	YDS.	AVG.	LG	TD
2023	Falcons	17	16	214	976	4.6	38	4	58	487	8.4	71t	4
NFL TOTALS		17	16	214	976	4.6	38	4	58	487	8.4	71T	4

### BIJAN ROBINSON'S NFL REGULAR SEASON RETURN STATISTICS

		KICKOFF RETURNS					PUNT RETURNS					
DATE	TEAM	RET.	YDS.	AVG.	LG	TD	NO.	FC	YDS.	AVG.	LG	TD
2023	Falcons	0	0	0.0	0	0	1	0	8	8.0	8	0
NFL TOTALS		0	0	0.0	0	0	1	0	8	8.0	8	0

### BIJAN ROBINSON'S SINGLE-GAME HIGHS: RUSHING/RECEIVING

<b>Rush Attempts</b>	22 at Arizona Cardinals, Nov 12, 2023 19 vs. Green Bay Packers, Sep 17, 2023 18 at New York Jets, Dec 03, 2023	<b>Receiving Average</b>	14.7 at New Orleans Saints, Jan 07, 2024 12.0 vs. Green Bay Packers, Sep 17, 2023 10.8 vs. Tampa Bay Buccaneers, Dec 10, 2023
<b>Rushing Yards</b>	124 vs. Green Bay Packers, Sep 17, 2023 105 at Jacksonville Jaguars, Oct 01, 2023 95 at Arizona Cardinals, Nov 12, 2023	<b>Longest Receptions</b>	71t at New Orleans Saints, Jan 07, 2024 33 vs. Tampa Bay Buccaneers, Dec 10, 2023 29 vs. Green Bay Packers, Sep 17, 2023 1 at New Orleans Saints, Jan 07, 2024
<b>Rushing Average</b>	7.5 at Jacksonville Jaguars, Oct 01, 2023 6.5 vs. Green Bay Packers, Sep 17, 2023 6.0 vs. Indianapolis Colts, Dec 24, 2023	<b>Receiving TDs</b>	1 vs. New Orleans Saints, Nov 26, 2023 ...2 more at 1.
<b>Longest Runs</b>	38 at Jacksonville Jaguars, Oct 01, 2023 32 vs. Indianapolis Colts, Dec 24, 2023 26 vs. Indianapolis Colts, Dec 24, 2023	<b>All-Purpose Yards</b>	172 vs. Green Bay Packers, Sep 17, 2023 137 at Jacksonville Jaguars, Oct 01, 2023 131 at New Orleans Saints, Jan 07, 2024
<b>Rushing TDs</b>	1 vs. Tampa Bay Buccaneers, Dec 10, 2023 1 vs. New Orleans Saints, Nov 26, 2023 ...2 more at 1.	<b>Longest Punt Return</b>	8 at Arizona Cardinals, Nov 12, 2023 2 vs. New Orleans Saints, Nov 26, 2023 1 at New Orleans Saints, Jan 07, 2024
<b>Receptions</b>	7 at New Orleans Saints, Jan 07, 2024 7 vs. Indianapolis Colts, Dec 24, 2023 6 vs. Carolina Panthers, Sep 10, 2023	<b>Most TDs</b>	1 vs. Tampa Bay Buccaneers, Dec 10, 2023 ...4 more at 1.
<b>Receiving Yards</b>	103 at New Orleans Saints, Jan 07, 2024 54 vs. Tampa Bay Buccaneers, Dec 10, 2023 50 vs. Indianapolis Colts, Dec 24, 2023		

### BIJAN ROBINSON'S 100-YARD RECEIVING GAMES (1): REGULAR SEASON

DATE	TEAM	NO.	YDS.	AVG.	LG	TD
01/07/24	at Saints	7	103	14.7	71t	1

### BIJAN ROBINSON'S 100-YARD RUSHING GAMES (2): REGULAR SEASON

DATE	TEAM	ATT.	YDS.	AVG.	LG	TD
09/17/23	PACKERS	19	124	6.5	19	0
10/01/23	at Jaguars	14	105	7.5	38	0



## BIJAN ROBINSON'S 2023 GXG REGULAR-SEASON STATISTICS (FALCONS)

DATE	OPPONENT	P/S	RUSHING					RECEIVING					W/L	SCORE
			NO.	YDS.	AVG.	LG	TD	NO.	YDS.	AVG.	LG	TD		
09/10	Panthers	S	10	56	5.6	21	0	6	27	4.5	17	1	W	24-10
09/17	Packers	S	19	124	6.5	19	0	4	48	12.0	29	0	W	25-24
09/24	at Lions	S	10	33	3.3	11	0	4	27	6.8	10	0	L	6-20
10/01	at Jaguars	S	14	105	7.5	38	0	5	32	6.4	9	0	L	7-23
10/08	Texans	S	14	46	3.3	13	0	2	12	6.0	6t	1	W	21-19
10/15	Commanders	S	13	37	2.8	9	0	5	43	8.6	22	0	L	16-24
10/22	at Buccaneers	P	1	3	3.0	3	0	0	0	0.0	0	0	W	16-13
10/29	at Titans	S	11	62	5.6	25	1	0	0	0.0	0	0	L	23-28
11/05	Vikings	S	11	51	4.6	14	0	2	8	4.0	7	0	L	28-31
11/12	at Cardinals	S	22	95	4.3	17	1	1	11	11.0	11	0	L	23-25
11/26	Saints	S	16	91	5.7	17	1	3	32	10.7	26t	1	W	24-15
12/03	at Jets	S	18	53	2.9	12	0	3	26	8.7	9	0	W	13-8
12/10	Buccaneers	S	10	34	3.4	8	1	5	54	10.8	33	0	L	25-29
12/17	at Panthers	S	7	11	1.6	9	0	1	3	3.0	3	0	L	7-9
12/24	Colts	S	12	72	6.0	32	0	7	50	7.1	14	0	W	29-10
12/31	at Bears	S	15	75	5.0	21	0	3	11	3.7	6	0	L	17-37
01/07	at Saints	S	11	28	2.5	7	0	7	103	14.7	71t	1	L	17-48
<b>2023 TOTALS</b>		<b>17-16</b>	<b>214</b>	<b>976</b>	<b>4.6</b>	<b>38</b>	<b>4</b>	<b>58</b>	<b>487</b>	<b>8.4</b>	<b>71T</b>	<b>4</b>	<b>7-10</b>	



**JAMES SMITH-WILLIAMS**  
ACTIVE | DEFENSIVE END

**50**



**Height:** 6-3  
**DOB:** 7/30/1997 (age-26)  
**Experience:** 5 Yrs  
**With Falcons:** 1 Yr

**Weight:** 265 lbs  
**School:** N.C. State  
**Acquired:** FA-'24  
**Hometown:** Raleigh, N.C.

**CAREER**

- » Has appeared in 55 games (27 starts) and has registered 80 tackles (39 solo), 31 quarterback hits, 14 tackles for loss, seven sacks and two passes defended over four seasons (2020-23) for the Washington Commanders.
- » Also has seen action in one postseason game.
- » In 2023, played in 13 games (seven starts), posting 22 tackles (11 solo), eight quarterback hits, two tackles for loss and one sack.
- » Started in 14 games he appeared in 2022, registering 23 tackles (12 solo) and posting career bests in quarterback hits (16), tackles for loss (5) and sacks (3.0). Also had one pass defense.
- » Played in 14 games (six starts) in 2021 and recorded 27 tackles (10 solo), five quarterback hits, four tackles for loss and one pass defense.
- » Appeared in 14 games as a rookie in 2020, tallying eight tackles (six solo), two quarterback hits and a half sack.

- » Named Academic All-ACC.
- » In 2019, appeared in seven games and recorded 20 tackles (nine solo), one sack and one tackle for loss.
- » Played in 12 games in 2018, registering a career-best 37 tackles (16 solo), 10 tackles for loss, six sacks, two passes defended, one forced fumble and one fumble recovery.
- » Appeared in 12 games in 2017 and recorded 10 tackles (five solo), two tackles for loss, one fumble recovery, one blocked punt and 1.5 sacks.
- » Saw action in eight games in 2016, tallying 13 tackles (six solo), one pass defended, one tackle for loss and a half sack.
- » Played in four games in 2015 and recorded four tackles (two solo) and one tackle for loss.

**COLLEGE**

- » Played five seasons (2015-19) at N.C. State in Raleigh, N.C.
- » Appeared in 43 games and totaled 84 tackles (38 solo), 13 tackles for loss, eight sacks, three passes defended, two fumble recoveries, one forced fumble and one blocked punt.

**PERSONAL**

- » Attended Millbrook High School in Raleigh, N.C.
- » Member of the National Honor Society and All-Academic Honor Roll.
- » As a senior, he posted 146 tackles, 36 tackles for loss and 19 sacks, tying the single-season school record. Helped the team to a 11-3 record and the North Carolina 4AA state quarterfinals.
- » Posted 70 tackles and 10 tackles for loss as a junior.
- » Received his bachelor's degree in business supply chain management and a graduate certificate in policy analysis.

**TRANSACTIONS**

- » Originally selected by the Washington Commanders in the seventh round (229th overall) of the 2020 NFL Draft.
- » Signed by the Atlanta Falcons on April 10, 2024.

**REGULAR SEASON COMPARISON: DEFENSIVE - BALTIMORE RAVENS**

DATE	OPP	W/L	GP/GS	TACKLES							MISC				
				TOT	SOLO	ASST	SACK	YDS.	INT	TFL	PD	QBH	TD	FF	FR
10/4/20	WAS vs. BLT	L	P	2	2	0	0.0	0.0	0	1	0	0	0	0	0
<b>TOTALS</b>		0/1	1/0	2	2	0	0.0	0.0	0	1	0	0	0	0	0

## JAMES SMITH-WILLIAMS' NFL REGULAR SEASON DEFENSIVE STATISTICS

DATE	TEAM	GP	TACKLES							INTERCEPTIONS					FUMBLES					ST			MISC				
			GS	TK	S	A	TFL	YDS	SK	YDS	QBH	NO	YDS	LG	TD	PD	FF	FR	TD	YDS	TK	S	A	FF	FR	S	A
2023	Commanders	13	7	22	11	11	2	1	1.0	1.0	8	0	0	0	0	0	0	0	0	0	0	0	0	0	0	0	0
2022	Commanders	14	14	23	12	11	5	31	3.0	25.0	16	0	0	0	0	1	0	0	0	0	0	0	0	0	0	0	
2021	Football Team	14	6	27	10	17	4	9	2.5	13.0	5	0	0	0	0	1	0	0	0	0	3	1	2	0	0	0	
2020	Football Team	14	0	8	6	2	3	9	0.5	2.5	2	0	0	0	0	0	0	0	0	2	2	0	0	0	0	0	
<b>NFL TOTALS</b>		<b>55</b>	<b>27</b>	<b>80</b>	<b>39</b>	<b>41</b>	<b>14</b>	<b>50</b>	<b>7.0</b>	<b>41.5</b>	<b>31</b>	<b>0</b>	<b>0</b>	<b>0</b>	<b>0</b>	<b>2</b>	<b>0</b>	<b>0</b>	<b>0</b>	<b>0</b>	<b>5</b>	<b>3</b>	<b>2</b>	<b>0</b>	<b>0</b>	<b>0</b>	

## JAMES SMITH-WILLIAMS' NFL POSTSEASON DEFENSIVE STATISTICS

DATE	TEAM	GP	TACKLES							INTERCEPTIONS					FUMBLES					ST			MISC			
			GS	TK	S	A	TFL	YDS	SK	YDS	QBH	NO	YDS	LG	TD	PD	FF	FR	TD	YDS	TK	S	A	FF	FR	S
2020	Football Team	1	0	0	0	0	0	0	0.0	0.0	0	0	0	0	0	0	0	0	0	0	1	1	0	0	0	0
<b>NFL TOTALS</b>		<b>1</b>	<b>0</b>	<b>0</b>	<b>0</b>	<b>0</b>	<b>0</b>	<b>0</b>	<b>0.0</b>	<b>0.0</b>	<b>0</b>	<b>0</b>	<b>0</b>	<b>0</b>	<b>0</b>	<b>0</b>	<b>0</b>	<b>0</b>	<b>0</b>	<b>1</b>	<b>1</b>	<b>0</b>	<b>0</b>	<b>0</b>	<b>0</b>	

### JAMES SMITH-WILLIAMS' SINGLE-GAME HIGHS: DEFENSIVE

- |   |   |
|---|---|
| <p><b>Total Tackles</b> 6 at Carolina Panthers, Nov 21, 2021<br/>4 at New York Giants, Jan 09, 2022<br/>4 at Las Vegas Raiders, Dec 05, 2021</p> <p><b>Solo Tackles</b> 2 at New York Giants, Jan 09, 2022<br/>2 vs. Seattle Seahawks, Nov 29, 2021<br/>...1 more at 2.</p> <p><b>Sacks</b> 1.0 at Denver Broncos, Oct 31, 2021<br/>0.5 at New York Giants, Jan 09, 2022<br/>0.5 at Las Vegas Raiders, Dec 05, 2021<br/>...2 more at 0.5.</p> | <p><b>Passes Defended</b> 1 at New York Giants, Jan 09, 2022</p> <p><b>Tackles For Loss</b> 1 at New York Giants, Jan 09, 2022<br/>1 at Carolina Panthers, Nov 21, 2021<br/>...5 more at 1.</p> <p><b>Special Teams Tackles</b> 1 vs. New Orleans Saints, Oct 10, 2021<br/>1 at Buffalo Bills, Sep 26, 2021<br/>...3 more at 1.</p> |
|---|---|

### JAMES SMITH-WILLIAMS' SINGLE-GAME HIGHS - POSTSEASON: DEFENSIVE

- Special Teams Tackles** 1 vs. Tampa Bay Buccaneers, Jan 09, 2021

**JAMES SMITH-WILLIAMS' 2023 6X6 REGULAR-SEASON STATISTICS (COMMANDERS)**

DATE	OPPONENT	P/S	TACKLES							INTERCEPTIONS				FUMBLES				ST			MIS		SCORE				
			T	K	S	A	SK	YD	TF	YD	QB	N	YD	L	T	P	F	F	T	YD	T	F		F	S	A	W/L
09/10	Cardinals	S	3	1	2	0	0.0	0	0	1	0	0	0	0	0	0	0	0	0	0	0	0	0	0	0	W	20-16
09/17	at Broncos	S	1	1	0	1.0	1.0	1	1	1	0	0	0	0	0	0	0	0	0	0	0	0	0	0	W	35-33	
09/24	Bills	P	0	0	0	0	0.0	0	0	0	0	0	0	0	0	0	0	0	0	0	0	0	0	0	L	3-37	
10/01	at Eagles	P	0	0	0	0	0.0	0	0	1	0	0	0	0	0	0	0	0	0	0	0	0	0	0	L	31-34+	
10/05	Bears	P	2	0	2	0	0.0	0	0	0	0	0	0	0	0	0	0	0	0	0	0	0	0	0	L	20-40	
10/15	at Falcons	P	1	0	1	0	0.0	0	0	2	0	0	0	0	0	0	0	0	0	0	0	0	0	0	W	24-16	
10/22	at Giants	P	3	1	2	0	0.0	0	0	0	0	0	0	0	0	0	0	0	0	0	0	0	0	0	L	7-14	
10/29	Eagles	P	1	1	0	0	0.0	0	0	0	0	0	0	0	0	0	0	0	0	0	0	0	0	0	L	31-38	
11/05	at Patriots	S	2	1	1	0	0.0	0	0	1	0	0	0	0	0	0	0	0	0	0	0	0	0	0	W	20-17	
11/12	at Seahawks	S	1	1	0	0	0.0	0	0	1	0	0	0	0	0	0	0	0	0	0	0	0	0	0	L	26-29	
11/19	Giants		ON INACTIVE LIST																			L	19-31				
11/23	at Cowboys		INACTIVE																			L	10-45				
12/03	Dolphins		ON INACTIVE LIST																			L	15-45				
12/17	at Rams		ON INACTIVE LIST																			L	20-28				
12/24	at Jets	S	3	3	0	0	0.0	0.0	1	0	0	0	0	0	0	0	0	0	0	0	0	0	0	0	L	28-30	
12/31	49ers	S	4	2	2	0	0.0	0	0	1	0	0	0	0	0	0	0	0	0	0	0	0	0	0	L	10-27	
01/07	Cowboys	S	1	0	1	0	0.0	0	0	0	0	0	0	0	0	0	0	0	0	0	0	0	0	0	L	10-38	
2023 TOTALS		13-7	22	1	1	1.0	1.0	2	1	8	0	0	0	0	0	0	0	0	0	0	0	0	0	0	4-13		

+ - Overtime

**JAMES SMITH-WILLIAMS' 2022 GXG REGULAR-SEASON STATISTICS (COMMANDERS)**

DATE	OPPONENT	P/S	TACKLES							INTERCEPTIONS				FUMBLES				ST			MIS		SCORE				
			T	K	S	A	SK	YD	TF	YD	QB	N	YD	L	T	P	F	F	T	YD	T	F		F	S	A	W/L
09/11	Jaguars	S	2	2	0	0	0.0	0	0	0	0	0	0	0	0	0	0	0	0	0	0	0	0	0	0	W	28-22
09/18	at Lions	S	1	1	0	1	0.0	5	1	5	2	0	0	0	0	0	0	0	0	0	0	0	0	0	L	27-36	
09/25	Eagles		ON INACTIVE LIST																							L	8-24
10/02	at Cowboys	S	1	0	1	0	0.0	0	0	0	1	0	0	0	0	0	0	0	0	0	0	0	0	0	L	10-25	
10/09	Titans	S	4	3	1	1	0.0	16	1	16	4	0	0	0	0	0	0	0	0	0	0	0	0	0	L	17-21	
10/13	at Bears	S	3	1	2	0	0.0	0	0	0	1	0	0	0	0	1	0	0	0	0	0	0	0	0	W	12-7	
10/23	Packers	S	2	0	2	0	0.0	0	0	0	0	0	0	0	0	0	0	0	0	0	0	0	0	0	W	23-21	
10/30	at Colts	S	1	0	1	0	0.0	0	0	0	3	0	0	0	0	0	0	0	0	0	0	0	0	0	W	17-16	
11/06	Vikings	S	3	2	1	0	0.0	1	4	1	0	0	0	0	0	0	0	0	0	0	0	0	0	0	L	17-20	
11/14	at Eagles	S	2	0	2	0	0.0	0	0	0	0	0	0	0	0	0	0	0	0	0	0	0	0	0	W	32-21	
11/20	at Texans	S	2	2	0	0	0.0	1	2	0	0	0	0	0	0	0	0	0	0	0	0	0	0	0	W	23-10	
11/27	Falcons	S	1	0	1	0	0.0	0	0	0	1	0	0	0	0	0	0	0	0	0	0	0	0	0	W	19-13	
12/04	at Giants	S	0	0	0	0	0.0	0	0	0	0	0	0	0	0	0	0	0	0	0	0	0	0	0	T	20-20	
12/18	Giants	S	0	0	0	0	0.0	0	0	0	2	0	0	0	0	0	0	0	0	0	0	0	0	0	L	12-20	
12/24	at 49ers	S	1	1	0	1	0.0	4	1	4	1	0	0	0	0	0	0	0	0	0	0	0	0	0	L	20-37	
01/01	Browns		INACTIVE																							L	10-24
01/08	Cowboys		ON INACTIVE LIST																							W	26-6
2022 TOTALS		14-14	23	1	1	3	25.0	5	31	16	0	0	0	0	1	0	0	0	0	0	0	0	0	0	8-8-1		

**JAMES SMITH-WILLIAMS' 2021 GXG REGULAR-SEASON STATISTICS (FOOTBALL TEAM)**

DATE	OPPONENT	P/S	TACKLES							INTERCEPTIONS				FUMBLES				ST			MIS			SCORE			
			T	K	S	A	SK	YD	TF	YD	QB	N	YD	L	T	P	F	F	T	YD	T	F	F		S	A	W/L
09/12	Chargers	P	1	0	1	0	0.0	0	0	0	0	0	0	0	0	0	0	0	0	0	0	0	0	0	0	L	16-20
09/16	Giants	P	1	1	0	0	0.0	1	0	0	0	0	0	0	0	0	0	0	0	1	1	0	0	0	0	W	30-29
09/26	at Bills	P	0	0	0	0	0.0	0	0	0	0	0	0	0	0	0	0	0	0	1	0	1	0	0	0	L	21-43
10/03	at Falcons	P	1	0	1	0	0.0	0	0	0	0	0	0	0	0	0	0	0	0	0	0	0	0	0	0	W	34-30
10/10	Saints	P	1	1	0	0	0.0	0	0	0	0	0	0	0	0	0	0	0	0	1	0	1	0	0	0	L	22-33
10/17	Chiefs	P	1	0	1	0	0.0	0	0	1	0	0	0	0	0	0	0	0	0	0	0	0	0	0	0	L	13-31
10/24	at Packers	P	0	0	0	0	0.0	0	0	0	0	0	0	0	0	0	0	0	0	0	0	0	0	0	0	L	10-24
10/31	at Broncos	P	3	1	2	1	4.0	1	4	1	0	0	0	0	0	0	0	0	0	0	0	0	0	0	0	L	10-17
11/14	Buccaneers	S	1	1	0	0	0.0	0	0	0	0	0	0	0	0	0	0	0	0	0	0	0	0	0	0	W	29-19
11/21	at Panthers	S	6	1	5	0	1.5	1	3	1	0	0	0	0	0	0	0	0	0	0	0	0	0	0	0	W	27-21
11/29	Seahawks	S	3	2	1	0	0.0	0	0	0	0	0	0	0	0	0	0	0	0	0	0	0	0	0	0	W	17-15
12/05	at Raiders	S	4	0	4	0	4.0	0	0	1	0	0	0	0	0	0	0	0	0	0	0	0	0	0	0	W	17-15
12/12	Cowboys		DID NOT PLAY																				L	20-27			
12/21	at Eagles		ON INACTIVE LIST																				L	17-27			
12/26	at Cowboys	S	1	1	0	0	0.0	0	0	0	0	0	0	0	0	0	0	0	0	0	0	0	0	0	0	L	14-56
01/02	Eagles		ON INACTIVE LIST																				L	16-20			
01/09	at Giants	S	4	2	2	0	3.5	1	2	1	0	0	0	1	0	0	0	0	0	0	0	0	0	0	0	W	22-7
2021 TOTALS		14-6	27	1	1	2	13.0	4	9	5	0	0	0	1	0	0	0	0	3	12	0	0	0	0	7-10		



# KENTAVIUS STREET

ACTIVE / DEFENSIVE LINEMAN

# 93



**Height:** 6-2

**DOB:** 5/8/1996 (age-28)

**Experience:** 6 Yrs

**With Falcons:** 1 Yr

**Weight:** 287 lbs

**School:** N.C. State

**Acquired:** Tr - '23 (PHI)

**Hometown:** Greenville, N.C.

## CAREER

- » Has recorded 89 tackles (48 solo), 17 tackles for loss, 14 quarterback hits, 7.5 sacks, two passes defended, one forced fumble and one fumble recovery in 65 games (10 starts) for the 49ers, Saints, Eagles and Falcons.
- » Started all five games he appeared in 2023, registering 14 tackles (nine solo), four tackles for loss, one sack, one quarterback hit, one pass defended and one fumble recovery for the Falcons.
- » In 2022, he appeared in all 17 games with the Eagles, recording single-season career highs in total tackles (29), quarterback hits (eight) and sacks (3.5), in addition to five tackles for loss and one pass defended for the Saints.
- » Played in all 17 games (two starts) for the 49ers in 2021, notching 27 total tackles (15 solo), six tackles for loss, five quarterback hits, 3.0 sacks and one forced fumble.
- » Appeared in 15 games (two starts) for the 49ers in 2020, recording 11 total tackles (five solo) and one tackle for loss.
- » As a rookie in 2019, he played in three games, totaling four solo tackles and one tackle for loss.

- » As a senior in 2017, he registered a single-season career-high 38 total tackles (16 solo), 6.5 tackles for loss, 2.5 sacks, two fumble recoveries, one forced fumble and one pass defended in 12 starts.
- » In 2016, he started all 11 games, notching 30 total tackles (13 solo), a single-season career-high nine tackles for loss and 5.5 sacks, in addition to one fumble recovery and one pass defense.
- » As a sophomore in 2015, he started 11 games, totaling 30 total tackles (10 solo), 2.5 tackles for loss, two passes defended, one forced fumble and one fumble recovery.
- » In his true freshman season, he appeared in 12 games, recording 22 total tackles (nine solo), one tackle for loss and one pass defense.

## PERSONAL

- » Attended Junius H. Rose High School in Greenville, N.C.
- » Played defensive end and tight end at Rose High School.
- » Helped team to a 12-3 record and the semifinals of the NC 4A state playoffs as a senior.
- » Finished his senior season with 92 total tackles and 16 tackles for loss.
- » Played in the U.S. Army All-American game in San Antonio.
- » Attended Douglas (Ga.) Coffee County High his first two years of high school.
- » Majored in sociology at the N.C State.

## COLLEGE

- » Played four seasons (2014-17) at North Carolina State University in Raleigh, N.C.
- » Recorded 120 total tackles (48 solo), 19 tackles for loss, 8.0 sacks, five passes defended and four fumble recoveries in 48 career games.

## TRANSACTIONS

- » Originally selected in the fourth round (128th overall) of the 2018 NFL Draft by the San Francisco 49ers.
- » Signed by the New Orleans Saints on March 19, 2022.
- » Signed by the Philadelphia Eagles on March 30, 2023.
- » Traded to the Atlanta Falcons on Oct. 30, 2023.
- » Signed by the Atlanta Falcons on March 18, 2024.

## REGULAR SEASON COMPARISON: DEFENSIVE - BALTIMORE RAVENS

DATE	OPP	TACKLES										MISC				
		W/L	GP/GS	TOT	SOLO	ASST	SACK	YDS.	INT	TFL	PD	QBH	TD	FF	FR	
11/7/22	NO vs. BLT	L	P	1	1	0	0.0	0.0	0	0	0	0	0	0	0	
<b>TOTALS</b>		0/1	1/0	1	1	0	0.0	0.0	0	0	0	0	0	0	0	

## KENTAVIUS STREET'S NFL REGULAR SEASON DEFENSIVE STATISTICS

		TACKLES										INTERCEPTIONS					FUMBLES					ST			MISC			
DATE	TEAM	GP	GS	TK	S	A	TFL	YDS	SK	YDS	QBH	NO	YDS	LG	TD	PD	FF	FR	TD	YDS	TK	S	A	FF	FR	S	A	
2023	Falcons	5	5	14	9	5	4	4	1.0	2.0	1	0	3	3	0	1	0	1	0	0	0	0	0	0	0	0	0	0
Went from Philadelphia to Atlanta.																												
2023	Eagles	8	1	4	2	2	0	0	0.0	0.0	0	0	0	0	0	0	0	0	0	0	0	0	0	0	0	0	0	0
2023	TOTAL	13	6	18	11	7	4	4	1.0	2.0	1	0	3	3	0	1	0	1	0	0	0	0	0	0	0	0	0	
2022	Saints	17	0	29	13	16	5	15	3.5	12.0	8	0	0	0	0	1	0	0	0	0	0	0	0	0	0	0	0	
2021	49ers	17	2	27	15	12	6	26	3.0	17.0	5	0	0	0	0	1	0	0	0	0	0	0	0	0	0	0	0	
2020	49ers	15	2	11	5	6	1	1	0.0	0.0	0	0	0	0	0	0	0	0	0	0	0	0	0	0	0	0	0	
2019	49ers	3	0	4	4	0	1	0	0.0	0.0	0	0	0	0	0	0	0	0	0	0	0	0	0	0	0	0	0	
2018	49ers	0	0	0	0	0	0	0	0.0	0.0	0	0	0	0	0	0	0	0	0	0	0	0	0	0	0	0	0	
NFL TOTALS		65	10	89	48	41	17	46	7.5	31.0	14	0	3	3	0	2	1	1	0	0	0	0	0	0	0	0		

## KENTAVIUS STREET'S NFL POSTSEASON DEFENSIVE STATISTICS

		TACKLES										INTERCEPTIONS					FUMBLES					ST			MISC		
DATE	TEAM	GP	GS	TK	S	A	TFL	YDS	SK	YDS	QBH	NO	YDS	LG	TD	PD	FF	FR	TD	YDS	TK	S	A	FF	FR	S	A
2021	49ers	3	0	2	2	0	0	0	0.0	0.0	0	0	0	0	0	0	0	0	0	0	0	0	0	0	0	0	0
2019	49ers	0	0	0	0	0	0	0	0.0	0.0	0	0	0	0	0	0	0	0	0	0	0	0	0	0	0	0	0
NFL TOTALS		3	0	2	2	0	0	0	0.0	0.0	0	0	0	0	0	0	0	0	0	0	0	0	0	0	0	0	

### KENTAVIUS STREET'S SINGLE-GAME HIGHS: DEFENSIVE

- |  |   |
|--|---|
| <p><b>Total Tackles</b> 5 vs. Minnesota Vikings, Nov 05, 2023<br/>4 vs. Indianapolis Colts, Oct 24, 2021<br/>4 at Philadelphia Eagles, Sep 19, 2021</p> <p><b>Solo Tackles</b> 3 vs. Tampa Bay Buccaneers, Dec 10, 2023<br/>3 at Tennessee Titans, Dec 23, 2021<br/>...2 more at 3.</p> <p><b>Sacks</b> 1.0 at Tennessee Titans, Dec 23, 2021<br/>1.0 vs. Indianapolis Colts, Oct 24, 2021<br/>...1 more at 1.0.</p> <p><b>Passes Defensed</b> 1 at Arizona Cardinals, Nov 12, 2023<br/>1 at Arizona Cardinals, Oct 20, 2022</p> | <p><b>Forced Fumbles</b> 1 vs. Indianapolis Colts, Oct 24, 2021</p> <p><b>Fumble Recoveries</b> 1 vs. Minnesota Vikings, Nov 05, 2023</p> <p><b>Tackles For Loss</b> 2 at New York Jets, Dec 03, 2023<br/>2 vs. Atlanta Falcons, Dec 18, 2022<br/>...1 more at 2.</p> |
|--|---|

### KENTAVIUS STREET'S SINGLE-GAME HIGHS - POSTSEASON: DEFENSIVE

- |  |   |
|--|---|
| <p><b>Total Tackles</b> 1 at Green Bay Packers, Jan 22, 2022<br/>1 at Dallas Cowboys, Jan 16, 2022</p> | <p><b>Solo Tackles</b> 1 at Green Bay Packers, Jan 22, 2022<br/>1 at Dallas Cowboys, Jan 16, 2022</p> |
|--|---|

## KENTAVIUS STREET'S 2023 GXG REGULAR-SEASON STATISTICS (EAGLES/FALCONS)

		TACKLES										INTERCEPTIONS					FUMBLES					ST			MISC				
DATE	OPPONENT	P/S	TK	S	A	SK	YDS	TFL	YDS	QBH	NO	YDS	LG	TD	PD	FF	FR	TD	YDS	TK	S	A	FF	FR	S	A	W/L	SCORE	
09/10	at Patriots	P	0	0	0	0	0.0	0.0	0	0	0	0	0	0	0	0	0	0	0	0	0	0	0	0	0	0	0	W	25-20
09/14	Vikings	P	0	0	0	0	0.0	0.0	0	0	0	0	0	0	0	0	0	0	0	0	0	0	0	0	0	0	0	W	34-28
09/25	at Buccaneers	P	0	0	0	0	0.0	0.0	0	0	0	0	0	0	0	0	0	0	0	0	0	0	0	0	0	0	0	W	25-11
10/01	Commanders	P	1	0	1	0	0.0	0.0	0	0	0	0	0	0	0	0	0	0	0	0	0	0	0	0	0	0	0	W	34-31+
10/08	at Rams	P	1	1	0	0	0.0	0.0	0	0	0	0	0	0	0	0	0	0	0	0	0	0	0	0	0	0	0	W	23-14
10/15	at Jets	S	1	1	0	0	0.0	0.0	0	0	0	0	0	0	0	0	0	0	0	0	0	0	0	0	0	0	0	L	14-20
10/22	Dolphins	P	0	0	0	0	0.0	0.0	0	0	0	0	0	0	0	0	0	0	0	0	0	0	0	0	0	0	0	W	31-17
10/29	at Commanders	P	1	0	1	0	0.0	0.0	0	0	0	0	0	0	0	0	0	0	0	0	0	0	0	0	0	0	0	W	38-31
Went from Eagles to Falcons.																													
11/05	Vikings	S	5	2	3	0	0.0	0.0	1	0	0	3	3	0	0	1	0	1	0	0	0	0	0	0	0	0	0	L	28-31
11/12	at Cardinals	S	1	1	0	0	0.0	0.0	0	0	0	0	0	0	1	0	0	0	0	0	0	0	0	0	0	0	0	L	23-25
11/26	Saints	S	2	1	1	0	0.0	0.0	0	0	0	0	0	0	0	0	0	0	0	0	0	0	0	0	0	0	0	W	24-15
12/03	at Jets	S	3	2	1	0	0.0	0.0	2	2	0	0	0	0	0	0	0	0	0	0	0	0	0	0	0	0	0	W	13-8
12/10	Buccaneers	S	3	3	0	1.0	2.0	1	2	1	0	0	0	0	0	0	0	0	0	0	0	0	0	0	0	0	0	L	25-29
12/17	at Panthers																										L	7-9	
12/24	Colts																										W	29-10	
12/31	at Bears																										L	17-37	
01/07	at Saints																										L	17-48	
2023 TOTALS		13-6	18	11	7	1.0	2.0	4	4	1	0	3	3	0	1	0	1	0	0	0	0	0	0	0	0	0	10-7		

+ - Overtime



**KENTAVIUS STREET'S 2022 GXG REGULAR-SEASON STATISTICS (SAINTS)**

DATE	OPPONENT	P/S	TACKLES							INTERCEPTIONS					FUMBLES				ST			MIS		SCORE			
			T	K	S	A	SK	YD	TF	YD	QB	N	YD	L	T	P	F	F	T	YD	T	F	F		S	A	W/L
09/11	at Falcons	P	3	1	2	0	0.0	0	0	0	0	0	0	0	0	0	0	0	0	0	0	0	0	0	0	W	27-26
09/18	Buccaneers	P	1	1	0	0	0.0	1	1	0	0	0	0	0	0	0	0	0	0	0	0	0	0	0	0	L	10-20
09/25	at Panthers	P	2	1	1	0	0.0	0	0	0	0	0	0	0	0	0	0	0	0	0	0	0	0	0	0	L	14-22
10/02	Vikings	P	2	1	1	1	5.0	1	5	2	0	0	0	0	0	0	0	0	0	0	0	0	0	0	0	L	25-28
10/09	Seahawks	P	1	1	0	0	0.0	0	0	0	0	0	0	0	0	0	0	0	0	0	0	0	0	0	0	W	39-32
10/16	Bengals	P	0	0	0	0	0.0	0	0	0	0	0	0	0	0	0	0	0	0	0	0	0	0	0	0	L	26-30
10/20	at Cardinals	P	2	0	2	0	0.0	0	0	0	0	0	0	1	0	0	0	0	0	0	0	0	0	0	0	L	34-42
10/30	Raiders	P	2	1	1	0	2.5	1	3	1	0	0	0	0	0	0	0	0	0	0	0	0	0	0	0	W	24-0
11/07	Ravens	P	1	1	0	0	0.0	0	0	0	0	0	0	0	0	0	0	0	0	0	0	0	0	0	0	L	13-27
11/13	at Steelers	P	3	2	1	0	0.0	0	0	0	0	0	0	0	0	0	0	0	0	0	0	0	0	0	0	L	10-20
11/20	Rams	P	2	0	2	0	0.0	0	0	0	0	0	0	0	0	0	0	0	0	0	0	0	0	0	0	W	27-20
11/27	at 49ers	P	2	2	0	0	0.0	0	0	2	0	0	0	0	0	0	0	0	0	0	0	0	0	0	0	L	0-13
12/05	at Buccaneers	P	0	0	0	0	0.0	0	0	0	0	0	0	0	0	0	0	0	0	0	0	0	0	0	0	L	16-17
12/18	Falcons	P	3	2	1	1	3.0	2	6	2	0	0	0	0	0	0	0	0	0	0	0	0	0	0	0	W	21-18
12/24	at Browns	P	3	0	3	0	1.5	0	0	1	0	0	0	0	0	0	0	0	0	0	0	0	0	0	0	W	17-10
01/01	at Eagles	P	0	0	0	0	0.0	0	0	0	0	0	0	0	0	0	0	0	0	0	0	0	0	0	0	W	20-10
01/08	Panthers	P	2	0	2	0	0.0	0	0	0	0	0	0	0	0	0	0	0	0	0	0	0	0	0	0	L	7-10
<b>2022 TOTALS</b>		<b>17-0</b>	<b>29</b>	<b>1</b>	<b>1</b>	<b>3</b>	<b>12.0</b>	<b>5</b>	<b>15</b>	<b>8</b>	<b>0</b>	<b>0</b>	<b>0</b>	<b>1</b>	<b>0</b>	<b>0</b>	<b>0</b>	<b>0</b>	<b>0</b>	<b>0</b>	<b>0</b>	<b>0</b>	<b>0</b>	<b>0</b>	<b>7-10</b>		

## KENTAVIUS STREET'S 2021 GXG REGULAR-SEASON STATISTICS (49ERS)

		TACKLES					INTERCEPTIONS					FUMBLES				ST			MIS								
DATE	OPPONENT	P/S	T	YD	TF	YD	QB	N	YD	L	T	P	F	F	T	YD	T	F	F	S	A	W/L	SCORE				
			K	S	A	S	L	S	H	O	S	G	D	D	F	R	D	S	K	S	A	F	R	S	A		
09/12	at Lions	S	3	1	2	10.0	1	10	2	0	0	0	0	0	0	0	0	0	0	0	0	0	0	0	0	W	41-33
09/19	at Eagles	P	4	1	3	0.0	0	0	0	0	0	0	0	0	0	0	0	0	0	0	0	0	0	0	0	W	17-11
09/26	Packers	P	3	1	2	0.0	0	0	0	0	0	0	0	0	0	0	0	0	0	0	0	0	0	0	0	L	28-30
10/03	Seahawks	P	0	0	0	0.0	0	0	0	0	0	0	0	0	0	0	0	0	0	0	0	0	0	0	0	L	21-28
10/10	at Cardinals	P	1	0	1	0.0	0	0	0	0	0	0	0	0	0	0	0	0	0	0	0	0	0	0	0	L	10-17
10/24	Colts	S	4	3	1	10.0	3.0	0	0	0	0	0	0	0	1	0	0	0	0	0	0	0	0	0	0	L	18-30
10/31	at Bears	P	2	2	0	0.0	0	0	0	0	0	0	0	0	0	0	0	0	0	0	0	0	0	0	0	W	33-22
11/07	Cardinals	P	1	0	1	0.0	0	0	0	0	0	0	0	0	0	0	0	0	0	0	0	0	0	0	0	L	17-31
11/15	Rams	P	1	1	0	0.0	0	0	0	0	0	0	0	0	0	0	0	0	0	0	0	0	0	0	0	W	31-10
11/21	at Jaguars	P	2	1	1	0.0	0	0	0	0	0	0	0	0	0	0	0	0	0	0	0	0	0	0	0	W	30-10
11/28	Vikings	P	0	0	0	0.0	0	0	0	0	0	0	0	0	0	0	0	0	0	0	0	0	0	0	0	W	34-26
12/05	at Seahawks	P	1	0	1	0.0	0	0	0	0	0	0	0	0	0	0	0	0	0	0	0	0	0	0	0	L	23-30
12/12	at Bengals	P	0	0	0	0.0	0	0	0	0	0	0	0	0	0	0	0	0	0	0	0	0	0	0	0	W	26-23+
12/19	Falcons	P	1	1	0	0.0	0	0	0	0	0	0	0	0	0	0	0	0	0	0	0	0	0	0	0	W	31-13
12/23	at Titans	P	3	3	0	10.0	4.0	2	5	1	0	0	0	0	0	0	0	0	0	0	0	0	0	0	0	L	17-20
01/02	Texans	P	0	0	0	0.0	0	0	0	1	0	0	0	0	0	0	0	0	0	0	0	0	0	0	0	W	23-7
01/09	at Rams	P	1	1	0	0.0	0	1	5	1	0	0	0	0	0	0	0	0	0	0	0	0	0	0	0	W	27-24+
<b>2021 TOTALS</b>		<b>17-2</b>	<b>27</b>	<b>1</b>	<b>1</b>	<b>3.0</b>	<b>17.0</b>	<b>6</b>	<b>26</b>	<b>5</b>	<b>0</b>	<b>0</b>	<b>0</b>	<b>0</b>	<b>1</b>	<b>0</b>	<b>0</b>	<b>0</b>	<b>0</b>	<b>0</b>	<b>0</b>	<b>0</b>	<b>0</b>	<b>0</b>	<b>0</b>	<b>10-7</b>	

+ - Overtime

## KENTAVIUS STREET'S 2021 GXG POSTSEASON STATISTICS (49ERS)

		TACKLES					INTERCEPTIONS					FUMBLES				ST			MIS								
DATE	OPPONENT	P/S	T	YD	TF	YD	QB	N	YD	L	T	P	F	F	T	YD	T	F	F	S	A	W/L	SCORE				
			K	S	A	S	L	S	H	O	S	G	D	D	F	R	D	S	K	S	A	F	R	S	A		
01/16	at Cowboys	P	1	1	0	0.0	0	0	0	0	0	0	0	0	0	0	0	0	0	0	0	0	0	0	0	W	23-17
01/22	at Packers	P	1	1	0	0.0	0	0	0	0	0	0	0	0	0	0	0	0	0	0	0	0	0	0	0	W	13-10
01/30	at Rams	P	0	0	0	0.0	0	0	0	0	0	0	0	0	0	0	0	0	0	0	0	0	0	0	0	L	17-20
<b>2021 TOTALS</b>		<b>3-0</b>	<b>2</b>	<b>2</b>	<b>0</b>	<b>0.0</b>	<b>0</b>	<b>0</b>	<b>0</b>	<b>0</b>	<b>0</b>	<b>0</b>	<b>0</b>	<b>0</b>	<b>0</b>	<b>0</b>	<b>0</b>	<b>0</b>	<b>0</b>	<b>0</b>	<b>0</b>	<b>0</b>	<b>0</b>	<b>0</b>	<b>0</b>	<b>2-1</b>	



# ANDREW STUEBER

ACTIVE / OFFENSIVE LINEMAN

# 74



**Height:** 6-7  
**DOB:** 7/1/1999 (age-25)  
**Experience:** 1 Yr  
**With Falcons:** 1 Yr

**Weight:** 338 lbs  
**School:** Michigan  
**Acquired:** FA-'24  
**Hometown:** Darien, Conn.

## CAREER

- » Spent time on the New England Patriots practice squad from 2022-23.

## COLLEGE

- » Stueber played in 34 games (20 starts) over four years for the Wolverines.
- » In his final season at Michigan, he started all 14 games at right tackle and was part of an offensive line unit that earned the Joe Moore Award, annually given to the top offensive line in the nation.
- » All-Big Ten honoree (first team, coaches, third team, media).
- » Started all six games in 2020 with two at right guard and four at right tackle.
- » Did not play in 2019 due to injury.
- » Appeared in all 13 games (two starts) on special teams and played 11 at right tackle.
- » Appeared in one game as a special teams contributor.

## TRANSACTIONS

- » Selected by the New England Patriots in the seventh round (245th overall) of the 2022 NFL Draft.

## PERSONAL

- » Born in Darien, Conn.
- » Attended Darien (Conn.) High School.
- » Led Darien to the Connecticut Class LL state championship in 2015 and 2016.
- » As a senior, helped the offense pass for 3,501 yards and rush for 2,181 yards, averaging 167.8 yards per game.
- » In the 2016 playoffs, Stueber anchored an offensive line that helped Darien pass for 807 yards and 516 yards, averaging 5.0 yards per carry.
- » 2016 CHSCA All-State First Team.
- » Selected as one of the top-20 players in the state for 2016 by the Connecticut High School Coaches Association as a senior.
- » Named to the *New Haven Register* All-State team and listed on the *USA Today* All-USA Connecticut first team as a senior and second team as a junior.
- » Named Walter Camp All-Connecticut first team as a senior and a junior.



# A.J. TERRELL JR.

ACTIVE / CORNERBACK

# 24



**Height:** 6-1

**DOB:** 9/23/1998 (age-25)

**Experience:** 5 Yrs

**With Falcons:** 5 Yrs

**Hometown:** Atlanta, Ga.

**Weight:** 194 lbs

**School:** Clemson

**Acquired:** D1 '20

**Pronunciation:** teh-REHL

## CAREER

- » Has started 61 games and tallied 43 passes defended, four interceptions, 247 tackles (183 solo), 11 tackles for loss, four forced fumbles, two quarterback hits, one sack and one fumble recovery.
- » His 43 total passes defended since entering the league in 2020 are the fourth-most passes defended in a player's first four seasons in franchise history.
- » In 2023, started all 17 games, recording 45 tackles (34 solo), 11 passes defended and four tackles for loss.
- » Started 14 games, recording 47 total tackles (36 solo), a team-high nine passes defended and one fumble recovery in 2022.
- » Started 16 games, recording 16 passes defended, three interceptions, 81 total tackles (52 solo), one forced fumble, three tackles for loss, 1.0 sacks and one quarterback hit in 2021.
- » Recorded 75 total tackles (62 solo), three tackles for loss, one interception, seven passes defended and three forced fumbles in 14 games as a rookie in 2020.
- » Became the first rookie cornerback to record an interception and three forced fumbles in franchise history.

## HONORS

- » Second-team AP All-Pro (2021)

## COLLEGE

- » Played three seasons (2017-19) at Clemson in Clemson, SC.
- » In 44 games (30 starts) at Clemson, he posted 107 total tackles (73 solo), 29 passes defended, six interceptions (returned for a total of 160 yards including a 44-yard touchdown), 3.5 tackles for loss and two forced fumbles.
- » As a junior in 2019, he earned First-Team All-ACC

honors after registering 39 total tackles (24 solo), seven passes defended, two interceptions and a half sack in 15 starts.

- » In 2018, he earned Third-Team All-ACC honors after recording career highs in tackles (54), interceptions (three), forced fumbles (two) and tackles for loss (two).
- » He scored the first defensive touchdown in College Football Playoff history with a 44-yard interception return for a touchdown vs. No. 1 Alabama, en route to Clemson's second CFP National Championship in three seasons (2016).
- » Selected to Rivals All-Bowl Team for his performance in the CFP.
- » As a true freshman in 2017, he tallied 15 total tackles (nine solo), one interception and one tackle for loss.

## PERSONAL

- » Born in Atlanta, Ga.
- » Attended Westlake High School in Atlanta, Georgia.
- » Selected to play in the Under Armour All-American game in Orlando, Fla. in 2017.
- » Played in the secondary in addition to wide receiver and quarterback as a senior.
- » Named Georgia 7A Player of the Year by the Coaches Association.
- » Named First-Team All-State by the Atlanta Journal-Constitution in 2016.
- » Created the "A.J. Terrell Relays" in 2021, an annual track meet at West Lake High School where more than 1,000 high school student-athletes compete.
- » Full name is Aundell Terrell Jr. and named his son Aundell Terrell III.
- » His younger brother, Avieon, plays defensive back at Clemson.
- » Son of Aliya and Aundell Terrell Sr.
- » Studied sociology at Clemson.

## IN THE COMMUNITY

### GIVING BACK

- » Participated in Hometown Huddle where the entire team volunteered and cleaned Anderson Park in Atlanta.
- » Attended the Dirty Birds Nest Captains Summit.
- » Participated in a park clean-up for 404 Day.

## TRANSACTIONS

» Selected by the Atlanta Falcons in the first round (16th overall) of the 2020 NFL Draft on April 23, 2020.

### REGULAR SEASON COMPARISON: DEFENSIVE - BALTIMORE RAVENS

DATE	OPP	W/L	GP/GS	TACKLES							MISC					
				TOT	SOLO	ASST	SACK	YDS.	INT	TFL	PD	QBH	TD	FF	FR	
12/24/22	ATL @ BLT	L	S	3	3	0	0.0	0.0	0	1	0	0	0	0	0	0
<b>TOTALS</b>		0/1	1/1	3	3	0	0.0	0.0	0	1	0	0	0	0	0	

### A.J. TERRELL JR.'S NFL REGULAR SEASON DEFENSIVE STATISTICS

DATE	TEAM	GP	GS	TK	S	A	TACKLES					INTERCEPTIONS					FUMBLES					ST		MISC					
							TFL	YDS	SK	YDS	QBH	NO	YDS	LG	TD	PD	FF	FR	TD	YDS	TK	S	A	FF	FR	S	A		
2023	Falcons	17	17	45	34	11	4	4	0.0	0.0	0	0	0	0	11	0	0	0	0	0	0	0	0	0	0	0	0	0	0
2022	Falcons	14	14	47	36	11	1	0	0.0	0.0	0	0	0	0	9	0	1	0	21	0	0	0	0	0	0	0	0	0	0
2021	Falcons	16	16	81	52	29	3	7	1.0	2.0	1	3	42	35	0	16	1	0	0	0	0	0	0	0	0	0	0	0	0
2020	Falcons	14	14	74	61	13	3	4	0.0	0.0	1	1	0	0	0	7	3	0	0	0	0	0	0	0	0	0	0	0	0
<b>NFL TOTALS</b>		61	61	247	183	64	11	15	1.0	2.0	2	4	42	35	0	43	4	1	0	21	0	0	0	0	0	0	0	0	0

### A.J. TERRELL JR.'S SINGLE-GAME HIGHS: DEFENSIVE

<b>Total Tackles</b>	13 at Los Angeles Chargers, Dec 13, 2020 9 at Los Angeles Rams, Sep 18, 2022 9 vs. New England Patriots, Nov 18, 2021 ...1 more at 9.	<b>Forced Fumbles</b>	1 vs. New York Jets, Oct 10, 2021 1 at Los Angeles Chargers, Dec 13, 2020 ...2 more at 1.
<b>Solo Tackles</b>	13 at Los Angeles Chargers, Dec 13, 2020 8 vs. New Orleans Saints, Dec 06, 2020 6 at Seattle Seahawks, Sep 25, 2022 ...3 more at 6.	<b>Tackles For Loss</b>	2 vs. Minnesota Vikings, Nov 05, 2023 1 at Detroit Lions, Sep 24, 2023 1 vs. Carolina Panthers, Sep 10, 2023 ...7 more at 1.
<b>Sacks</b>	1.0 at Buffalo Bills, Jan 02, 2022	<b>Interceptions</b>	1 at Buffalo Bills, Jan 02, 2022 1 at Carolina Panthers, Dec 12, 2021 ...2 more at 1.
<b>Passes Defensed</b>	3 at Seattle Seahawks, Sep 25, 2022 3 at Carolina Panthers, Dec 12, 2021 ...1 more at 3.	<b>Interception Return Yards</b>	35 vs. New England Patriots, Nov 18, 2021 7 at Buffalo Bills, Jan 02, 2022

## A.J. TERRELL JR.'S 2023 GXG REGULAR-SEASON STATISTICS (FALCONS)

			TACKLES				INTERCEPTIONS				FUMBLES				ST		MIS											
DATE	OPPONENT	P/S	T	YD	TF	YD	QB	N	YD	L	T	P	F	F	YD	T	F	F	S	A	W/L	SCORE						
			K	S	A	SK	S	L	S	O	S	G	D	D	F	R	T	D	K	S	A	F	R	S	A			
09/10	Panthers	S	4	3	1	0.	0.0	1	1	0	0	0	0	0	0	0	0	0	0	0	0	0	0	0	0	0	W	24-10
09/17	Packers	S	3	3	0	0.	0.0	0	0	0	0	0	2	0	0	0	0	0	0	0	0	0	0	0	0	0	W	25-24
09/24	at Lions	S	4	3	1	0.	0.0	1	0	0	0	0	0	0	0	0	0	0	0	0	0	0	0	0	0	L	6-20	
10/01	at Jaguars	S	3	3	0	0.	0.0	0	0	0	0	0	0	0	0	0	0	0	0	0	0	0	0	0	0	L	7-23	
10/08	Texans	S	2	1	1	0.	0.0	0	0	0	0	0	0	0	0	0	0	0	0	0	0	0	0	0	0	W	21-19	
10/15	Commanders	S	2	1	1	0.	0.0	0	0	0	0	0	1	0	0	0	0	0	0	0	0	0	0	0	0	L	16-24	
10/22	at Buccaneers	S	5	3	2	0.	0.0	0	0	0	0	0	2	0	0	0	0	0	0	0	0	0	0	0	0	W	16-13	
10/29	at Titans	S	3	2	1	0.	0.0	0	0	0	0	0	1	0	0	0	0	0	0	0	0	0	0	0	0	L	23-28	
11/05	Vikings	S	3	3	0	0.	0.0	2	3	0	0	0	0	0	0	0	0	0	0	0	0	0	0	0	0	L	28-31	
11/12	at Cardinals	S	2	2	0	0.	0.0	0	0	0	0	0	2	0	0	0	0	0	0	0	0	0	0	0	0	L	23-25	
11/26	Saints	S	0	0	0	0.	0.0	0	0	0	0	0	1	0	0	0	0	0	0	0	0	0	0	0	0	W	24-15	
12/03	at Jets	S	1	1	0	0.	0.0	0	0	0	0	0	0	0	0	0	0	0	0	0	0	0	0	0	0	W	13-8	
12/10	Buccaneers	S	2	1	1	0.	0.0	0	0	0	0	0	1	0	0	0	0	0	0	0	0	0	0	0	0	L	25-29	
12/17	at Panthers	S	3	2	1	0.	0.0	0	0	0	0	0	0	0	0	0	0	0	0	0	0	0	0	0	0	L	7-9	
12/24	Colts	S	5	4	1	0.	0.0	0	0	0	0	0	0	0	0	0	0	0	0	0	0	0	0	0	0	W	29-10	
12/31	at Bears	S	1	0	1	0.	0.0	0	0	0	0	0	0	0	0	0	0	0	0	0	0	0	0	0	0	L	17-37	
01/07	at Saints	S	2	2	0	0.	0.0	0	0	0	0	0	1	0	0	0	0	0	0	0	0	0	0	0	0	L	17-48	
2023 TOTALS		17-17	45	34	31	0.	0.0	4	4	0	0	0	0	11	0	0	0	0	0	0	0	0	0	0	0	7-10		

## A.J. TERRELL JR.'S 2022 GXG REGULAR-SEASON STATISTICS (FALCONS)

			TACKLES				INTERCEPTIONS				FUMBLES				ST		MISC											
DATE	OPPONENT	P/S	TK	S	A	SK	YDS	TFL	YDS	QBH	NO	YDS	LG	TD	PD	FF	FR	TD	YDS	TK	S	A	FF	FR	S	A	W/L	SCORE
09/11	Saints	S	5	4	1	0.	10.0	0.0	0	0	0	0	0	0	0	0	0	0	0	0	0	0	0	0	0	0	L	26-27
09/18	at Rams	S	9	6	3	0.	30.0	0.0	0	0	0	0	0	1	0	0	0	0	0	0	0	0	0	0	0	0	L	27-31
09/25	at Seahawks	S	6	6	0	0.	0.0	0.0	0	0	0	0	3	0	0	0	0	0	0	0	0	0	0	0	0	0	W	27-23
10/02	Browns	S	2	0	2	0.	20.0	0.0	0	0	0	0	0	0	0	0	0	0	0	0	0	0	0	0	0	W	23-20	
10/09	at Buccaneers	S	2	1	1	0.	10.0	0.0	0	0	0	0	0	0	0	0	0	0	0	0	0	0	0	0	0	L	15-21	
10/16	49ers	S	4	2	2	0.	20.0	0.0	0	0	0	0	1	0	1	0	21	0	0	0	0	0	0	0	0	W	28-14	
10/23	at Bengals	S	1	1	0	0.	0.0	0.0	0	0	0	0	0	0	0	0	0	0	0	0	0	0	0	0	0	L	17-35	
10/30	Panthers		ON INACTIVE LIST																			W	37-34+					
11/06	Chargers		ON INACTIVE LIST																			L	17-20					
11/10	at Panthers		INACTIVE																			L	15-25					
11/20	Bears	S	4	3	1	0.	10.0	0.0	0	0	0	0	0	0	0	0	0	0	0	0	0	0	0	0	0	W	27-24	
11/27	at Commanders	S	1	1	0	0.	0.0	0.0	0	0	0	0	1	0	0	0	0	0	0	0	0	0	0	0	0	L	13-19	
12/04	Steelers	S	3	3	0	0.	0.0	0.0	0	0	0	0	2	0	0	0	0	0	0	0	0	0	0	0	0	L	16-19	
12/18	at Saints	S	1	1	0	0.	0.0	0.0	0	0	0	0	0	0	0	0	0	0	0	0	0	0	0	0	0	L	18-21	
12/24	at Ravens	S	3	3	0	0.	0.0	0.0	1	0	0	0	0	0	0	0	0	0	0	0	0	0	0	0	0	L	9-17	
01/01	Cardinals	S	5	4	1	0.	10.0	0.0	0	0	0	0	0	0	0	0	0	0	0	0	0	0	0	0	0	W	20-19	
01/08	Buccaneers	S	1	1	0	0.	0.0	0.0	0	0	0	0	1	0	0	0	0	0	0	0	0	0	0	0	0	W	30-17	
2022 TOTALS		14-14	47	36	11	0.	110.0	0.0	1	0	0	0	9	0	1	0	21	0	0	0	0	0	0	0	0	7-10		

+- Overtime

**A.J. TERRELL JR.'S 2021 GXG REGULAR-SEASON STATISTICS (FALCONS)**

DATE	OPPONENT	P/S	TACKLES							INTERCEPTIONS					FUMBLES				ST			MIS		SCORE			
			T	K	S	A	SK	YD	TF	YD	QB	N	YD	L	T	P	F	F	T	YD	T	F	F		S	A	W/L
09/12	Eagles	S	7	6	1	0	0.0	1	3	0	0	0	0	0	0	0	0	0	0	0	0	0	0	0	0	L	6-32
09/19	at Buccaneers	S	2	0	2	0	0.0	0	0	0	0	0	0	0	2	0	0	0	0	0	0	0	0	0	L	25-48	
09/26	at Giants		ON INACTIVE LIST																				W	17-14			
10/03	Football Team	S	2	1	1	0	0.0	0	0	0	0	0	0	0	0	0	0	0	0	0	0	0	0	0	L	30-34	
10/10	Jets	S	4	4	0	0	0.0	0	0	0	0	0	0	0	0	1	0	0	0	0	0	0	0	0	W	27-20	
10/24	at Dolphins	S	6	2	4	0	0.0	0	0	0	0	0	0	1	0	0	0	0	0	0	0	0	0	0	W	30-28	
10/31	Panthers	S	3	3	0	0	0.0	1	2	0	0	0	0	0	0	0	0	0	0	0	0	0	0	0	L	13-19	
11/07	at Saints	S	5	4	1	0	0.0	0	0	0	0	0	0	3	0	0	0	0	0	0	0	0	0	0	W	27-25	
11/14	at Cowboys	S	7	4	3	0	0.0	0	0	0	0	0	0	0	0	0	0	0	0	0	0	0	0	0	L	3-43	
11/18	Patriots	S	9	4	5	0	0.0	0	0	0	1	35	35	0	1	0	0	0	0	0	0	0	0	0	L	0-25	
11/28	at Jaguars	S	6	5	1	0	0.0	0	0	0	0	0	0	1	0	0	0	0	0	0	0	0	0	0	W	21-14	
12/05	Buccaneers	S	3	2	1	0	0.0	0	0	0	0	0	0	1	0	0	0	0	0	0	0	0	0	0	L	17-30	
12/12	at Panthers	S	4	1	3	0	0.0	0	0	0	1	0	0	0	3	0	0	0	0	0	0	0	0	0	W	29-21	
12/19	at 49ers	S	4	3	1	0	0.0	0	0	0	0	0	0	2	0	0	0	0	0	0	0	0	0	0	L	13-31	
12/26	Lions	S	6	3	3	0	0.0	0	0	0	0	0	0	0	0	0	0	0	0	0	0	0	0	0	W	20-16	
01/02	at Bills	S	7	6	11	0	2.0	1	2	1	1	7	7	0	1	0	0	0	0	0	0	0	0	0	L	15-29	
01/09	Saints	S	6	4	2	0	0.0	0	0	0	0	0	0	1	0	0	0	0	0	0	0	0	0	0	L	20-30	
2021 TOTALS		16-16	81	52	21	0	2.0	3	7	1	3	42	35	0	16	1	0	0	0	0	0	0	0	0	7-10		



# JORDAN THOMAS

ACTIVE / TIGHT END

# 46



**Height:** 6-5

**DOB:** 8/2/1996 (age-28)

**Experience:** 4 Yrs

**With Falcons:** 1 Yr

**Weight:** 277 lbs

**School:** Mississippi State

**Acquired:** FA-'24

**Hometown:** Sumrall, Miss.

## CAREER

- » Has played in 27 games (12 starts) and has recorded 22 receptions for 226 yards and five touchdowns over three seasons with the Houston Texans, Arizona Cardinals, New England Patriots, Indianapolis Colts, Detroit Lions, and Carolina Panthers.
- » Spent time in 2024 with the Birmingham Stallions of the UFL.
- » Played four games with the Orlando Guardians of the UFL prior to spending time on the Carolina Panthers' practice squad during the 2023 NFL season.
- » Spent time with the St. Louis BattleHawks of the UFL in 2022 prior to signing with the Detroit Lions' practice squad during the 2022 NFL season.
- » Finished the 2020 season with the New England Patriots where he played in two games.
- » Played four games with the Arizona Cardinals with one reception for three yards and a touchdown in the 2020 NFL season.
- » Appeared in five games (two starts) for the Houston Texans in 2019, recording one reception for eight yards.
- » Played in 16 games (10 starts) and tallied 20 receptions for 215 yards and four touchdowns in the 2018 NFL Season with the Houston Texans.

## COLLEGE

- » Played in 25 games (five starts) at Mississippi State, posting 31 catches for 311 yards and four touchdowns.
- » As a senior was MSU's third-leading receiver, played all 13 games and tallied 22 receptions for 263 yards and three touchdowns.
- » In 2016, transferred to Mississippi State as a junior and caught nine passes for 48 yards and a touchdown.
- » Attended East Central CC Junior College for one year, played in 10 games and recorded 18 receptions for 226 yards and four touchdowns.

## PERSONAL

- » Attended Sumrall High School in Sumrall, Miss.
- » Son of Robert and Monique Thomas.
- » Majored in interdisciplinary studies.

## TRANSACTIONS

Originally selected by the Houston Texans in the sixth round (211th overall) of the 2018 NFL Draft.

Released by the Houston Texans on Sept. 5, 2020.

Signed to the Arizona Cardinals' practice squad on Sept. 8, 2020.

Released by the Arizona Cardinals on Nov. 7, 2020.

Acquired via waiver by the New England Patriots on Nov. 10, 2020.

Released by the New England Patriots on Dec. 30, 2020.

Signed by the Indianapolis Colts on Jan. 5, 2021.

Released by the Indianapolis Colts on Aug. 31, 2021.

Signed by the Detroit Lions on Jan. 18, 2021.

Released by the Detroit Lions on March 23, 2022.

Signed by the Carolina Panthers on May 16, 2023.

Released by the Carolina Panthers on Aug. 29, 2023.

Signed to the Carolina Panthers' practice squad on Aug. 30, 2023.

Released from the Carolina Panthers' practice squad on Dec. 5, 2023.

## JORDAN THOMAS' NFL REGULAR SEASON RUSHING/RECEIVING STATISTICS

DATE	TEAM	RECEIVING					RUSHING						
		GP	GS	NO.	YDS.	AVG.	LG	TD	NO.	YDS.	AVG.	LG	TD
2023	Panthers	0	0	0	0	0.0	0	0	0	0	0.0	0	0
2020	Cardinals	5	0	1	3	3.0	3t	1	0	0	0.0	0	0
2019	Texans	5	2	1	8	8.0	8	0	0	0	0.0	0	0
2018	Texans	16	10	20	215	10.8	39	4	0	0	0.0	0	0
<b>NFL TOTALS</b>		<b>26</b>	<b>12</b>	<b>22</b>	<b>226</b>	<b>10.3</b>	<b>39</b>	<b>5</b>	<b>0</b>	<b>0</b>	<b>0.0</b>	<b>0</b>	<b>0</b>

## JORDAN THOMAS' NFL POSTSEASON RUSHING/RECEIVING STATISTICS

DATE	TEAM	RECEIVING					RUSHING						
		GP	GS	NO.	YDS.	AVG.	LG	TD	NO.	YDS.	AVG.	LG	TD
20	Texa	2	0	1	7	7.0	7	0	0	0	0.0	0	0
19	ns												
20	Texa	1	1	0	0	0.0	0	0	0	0	0.0	0	0
18	ns												
<b>NFL TOTALS</b>		<b>3</b>	<b>1</b>	<b>1</b>	<b>7</b>	<b>7.0</b>	<b>7</b>	<b>0</b>	<b>0</b>	<b>0</b>	<b>0.0</b>	<b>0</b>	<b>0</b>

## JORDAN THOMAS' NFL REGULAR SEASON RETURN STATISTICS





JORDAN THOMAS' 2023 6X6 REGULAR-SEASON STATISTICS (PANTHERS)																										
DATE	OPPONENT	P/S	TACKLES					INTERCEPTION					FUMBLES		ST	MIS	C									
			T	S	YD	TF	YD	QB	N	YD	L	T	P	F				F	YD	F	F	YD				
			K	:	K	S	L	S	H	O	S	G	D	D	F	R	D	S	K	:	F	R	S	A	W/L	SCORE
09/10	at Falcons																								L	10-24
09/18	at Saints																								L	17-20
09/24	at Seahawks																								L	27-27
10/01	Vikings																								L	13-21
10/08	at Lions																								L	24-42
10/15	at Dolphins																								L	21-42
10/29	Texans																								W	15-13
11/05	Colts																								L	13-27
11/09	at Bears																								L	13-18
11/19	Cowboys																								L	13-33
11/26	at Titans																								L	10-17
12/03	at Buccaneers																								L	18-21
2023 TOTALS			0	0	0	0	0	0	0	0	0	0	0	0	0	0	0	0	0	0	0	0	0	0	0	1-11

JORDAN THOMAS' 2021 6X6 REGULAR-SEASON STATISTICS (COLTS)																										
DATE	OPPONENT	P/S	TACKLES					INTERCEPTION					FUMBLES		ST	MIS	C									
			T	S	YD	TF	YD	QB	N	YD	L	T	P	F				F	YD	F	F	YD				
			K	:	K	S	L	S	H	O	S	G	D	D	F	R	D	S	K	:	F	R	S	A	W/L	SCORE
09/12	Seahawks																								L	16-29
09/19	Rams																								L	24-27
09/28	at Titans																								L	16-25
10/03	at Dolphins																								W	27-17
10/11	at Ravens																								L	25-31
10/17	Texans																								W	31-3
10/24	at 49ers																								W	30-18
10/31	Titans																								L	31-34+
11/04	Jets																								W	45-30
11/14	Jaguars																								W	23-17
11/21	at Bills																								W	41-15
11/28	Buccaneers																								L	31-38
12/05	at Texans																								W	33-0
12/18	Patriots																								W	27-17
12/25	at Cardinals																								W	41-15
01/02	Raiders																								L	20-23
01/09	at Jaguars																								L	11-28
2021 TOTALS			0	1	0	0	0	0	0	0	0	0	0	0	0	0	0	0	0	0	0	0	0	0	0	8-9

— Quarter

**JOSH THOMPSON**  
ACTIVE SAFETY  
39  
Height: 6-0  
Weight: 194 lbs  
DOB: 10/20/1998 (age-25)  
School: Texas  
Experience: Rookie  
Acquired: FA-22  
With Falcons: Yes  
Hometown: Nacogdoches, Texas

## CAREER

- » Has played in six games, recording four tackles (two solo) and one punt return in one season with the Tennessee Titans.
  - » Also spent time with the Houston Texans and Jacksonville Jaguars in 2023.
- ## COLLEGE
- » Played five seasons (2017-2021) at the University of Texas in Austin, Tex.
  - » In 43 career games he recorded 109 tackles, nine career passes defended, two interceptions and one fumble recovery.
  - » As a senior in 2021, he played and started nine games and tallied 34 tackles (23 solo), one tackle for loss, two passes defended and one interception returned for a touchdown (first defensive score for Texas since 2017).
  - » In 2020 was a redshirt junior and played in all ten games (ten starts) and recorded 28 tackles (19 solo),

## TRANSACTIONS

- Originally signed by the Jacksonville Jaguars on May 2, 2022.
- Released by the Jacksonville Jaguars on August 31, 2022.
- Signed to the Jacksonville Jaguars' practice squad on September 2, 2022.
- Signed to the Tennessee Titans' practice squad on October 17, 2022.
- Released from the Tennessee Titans on August 30, 2023.
- Signed to the Tennessee Titans' practice squad on November 7, 2023.
- Released from the Tennessee Titans' practice squad on January 15, 2024.
- Signed by the Houston Texas on January 25, 2024.
- Released by the Houston Texans on April 9, 2024.

three tackles for loss, three passes defended, and one interception.

- » Played in four games in 2019 and logged 12 tackles (nine solo) and 1.5 tackles for loss before getting injured.
- » As a sophomore in 2018 appeared in 13 games (three starts) and compiled 22 tackles (17 solo) with one pass breakup. Had a tackle in UT's win over Georgia in the Allstate Sugar Bowl.
- » As a freshman in 2017 he played in nine games, primarily on special teams, and recorded 13 tackles (11 solo) and one pass defended.

## PERSONAL

- » Attended Nacogdoches High School in Nacogdoches, Tex.
- » All-America, all-state, and two-time all-district honoree.
- » Rated the No. 36 CB nationally by ESPN.
- » Majored in kinesiology.

## JOSH THOMPSON'S NFL REGULAR SEASON DEFENSIVE STATISTICS

DATE	TEAM	GP	TACKLES							INTERCEPTIONS							FUMBLES					ST			MISC							
			GS	TK	S	A	TFL	YDS	SK	YDS	QBH	NO	YDS	LG	TD	PD	FF	FR	TD	YDS	TK	S	A	FF	FR	S	A	FF	FR	S	A	
2023	Titans	0	0	0	0	0	0	0	0.0	0.0	0	0	0	0	0	0	0	0	0	0	0	0	0	0	0	0	0	0	0	0	0	0
2022	Titans	6	0	0	0	0	0	0	0.0	0.0	0	0	0	0	0	0	0	0	0	0	0	0	0	0	4	2	2	0	0	0	0	0
NFL TOTALS		6	0	0	0	0	0	0	0.0	0.0	0	0	0	0	0	0	0	0	0	0	0	0	0	4	2	2	0	0	0	0	0	

## JOSH THOMPSON'S 2023 GXG REGULAR-SEASON STATISTICS (TITANS)

DATE	OPPONENT	P/S	TACKLES							INTERCEPTIONS							FUMBLES					ST			MISC						
			TK	S	A	SK	YDS	TFL	YDS	QBH	NO	YDS	LG	TD	PD	FF	FR	TD	YDS	TK	S	A	FF	FR	S	A	W/L	SCORE			
09/10	at Saints		NON-FOOTBALL ILLNESS (NFI)																							L	15-16				
09/17	Chargers		NON-FOOTBALL ILLNESS (NFI)																							W	27-24+				
09/24	at Browns		NON-FOOTBALL ILLNESS (NFI)																							L	3-27				
10/01	Bengals		NOT ON ROSTER																							W	27-3				
10/08	at Colts		NOT ON ROSTER																							L	16-23				
10/15	Ravens		NOT ON ROSTER																							L	16-24				
10/29	Falcons		NOT ON ROSTER																							W	28-23				
11/02	at Steelers		NOT ON ROSTER																							L	16-20				
11/12	at Buccaneers		PRACTICE SQUAD																							L	6-20				
11/19	at Jaguars		PRACTICE SQUAD																							L	14-34				
11/26	Panthers		PRACTICE SQUAD																							W	17-10				
12/03	Colts		PRACTICE SQUAD																							L	28-31+				
12/11	at Dolphins		PRACTICE SQUAD																							W	28-27				
12/17	Texans		PRACTICE SQUAD																							L	16-19+				
12/24	Seahawks		PRACTICE SQUAD																							L	17-20				
12/31	at Texans		PRACTICE SQUAD																							L	3-26				
01/07	Jaguars		PRACTICE SQUAD																							W	28-20				
2023 TOTALS			0	0	0	0	0	0	0	0	0	0	0	0	0	0	0	0	0	0	0	0	0	0	0	0	0	0	0	0	6-11

+ - Overtime

## JOSH THOMPSON'S 2022 GXG REGULAR-SEASON STATISTICS (TITANS)

DATE	OPPONENT	P/S	TACKLES							INTERCEPTIONS							FUMBLES					ST			MISC					
			TK	S	A	SK	YDS	TFL	YDS	QBH	NO	YDS	LG	TD	PD	FF	FR	TD	YDS	TK	S	A	FF	FR	S	A	W/L	SCORE		
09/11	Giants		PRACTICE SQUAD																							L	20-21			
09/19	at Bills		PRACTICE SQUAD																							L	7-41			
09/25	Raiders		PRACTICE SQUAD																							W	24-22			
10/02	at Colts		PRACTICE SQUAD																							W	24-17			
10/09	at Commanders		PRACTICE SQUAD																							W	21-17			
10/23	Colts		PRACTICE SQUAD																							W	19-10			
10/30	at Texans		PRACTICE SQUAD																							W	17-10			
11/06	at Chiefs		PRACTICE SQUAD																							L	17-20+			
11/13	Broncos		PRACTICE SQUAD																							W	17-10			
11/17	at Packers		PRACTICE SQUAD																							W	27-17			
11/27	Bengals		PRACTICE SQUAD																							L	16-20			
12/04	at Eagles		PRACTICE SQUAD																							L	10-35			
12/11	Jaguars		PRACTICE SQUAD																							L	22-36			
12/18	at Chargers		PRACTICE SQUAD																							L	14-17			
12/24	Texans		PRACTICE SQUAD																							L	14-19			
12/29	Cowboys		PRACTICE SQUAD																							L	13-27			
01/07	at Jaguars		PRACTICE SQUAD																							L	16-20			
2022 TOTALS			0	0	0	0	0	0	0	0	0	0	0	0	0	0	0	0	0	0	0	0	0	0	0	0	0	0	0	7-10

+ - Overtime



# TOMMY TOGIAI

ACTIVE / DEFENSIVE LINEMAN

# 62



**Height:** 6-2

**DOB:** 9/19/1999 (age-24)

**Experience:** 3 Yrs

**With Falcons:** 1 Yr

**Hometown:** Pocatello, Idaho

**Weight:** 296 lbs

**School:** Ohio State

**Acquired:** PS (CLE)-23

**Pronunciation:** toe-ghee-EYE

## CAREER

- » Has played in 18 games (two starts) over two seasons with the Cleveland Browns.
- » Began the 2023 season on the Jacksonville Jaguars and Cleveland Browns practice squads before finishing the season with the Atlanta Falcons.
- » In 2022, he appeared in 12 games (two starts) and tallied 13 tackles (three solo), two quarterback hits, one pass defense, one fumble recovery and a half sack.
- » Played in six games in 2021 and registered 16 tackles (nine solo), one quarterback hit, one pass defense and a half sack.

## PERSONAL

- » Named Second-Team All-Big Ten Conference.
- » Saw action in seven games in 2020 and recorded 23 tackles, four tackles for loss and three sacks.
- » In 2019, played in all 14 games at defensive tackle and finished with 16 tackles and two tackles for loss.
- » Was one of 18 true freshmen to play in 2018 for the Big Ten and Rose Bowl Champion Buckeyes.
- » Attended Highland High School in Pocatello, Idaho.
- » Named Gatorade Idaho Player of the Year and was a three-time first-team all-state selection.
- » Played in the U.S. Army All-American Bowl.
- » Became the first player from the state of Idaho to sign with Ohio State.
- » Registered 93 tackles, 11 sacks, two forced fumbles and an interception in his last season, helping his team win the 5A state championship.
- » Son of Jodi and Talalelei Togiai.

## COLLEGE

- » Played three seasons (2018-20) at Ohio State in Columbus, Ohio.
- » Appeared in 33 games (seven starts) for the Buckeyes and recorded 49 tackles, eight tackles for loss, three sacks and one forced fumble.

## IN THE COMMUNITY

- » Participated in numerous First and Ten community initiatives to help serve those in the Northeast Ohio community.

## TRANSACTIONS

- » Originally drafted by the Cleveland Browns in the fourth round (132nd overall) of the 2021 NFL Draft.
- » Waived by the Cleveland Browns on Aug. 29, 2023.
- » Signed to the Jacksonville Jaguars practice squad on Aug. 31, 2023.
- » Released from the Jacksonville Jaguars practice squad on Sept. 4, 2023.
- » Signed to the Cleveland Browns practice squad on Sept. 12, 2023.
- » Signed by the Atlanta Falcons on Dec. 20, 2023.

## REGULAR SEASON COMPARISON: DEFENSIVE - BALTIMORE RAVENS

DATE	OPP	W/L	GP/GS	TACKLES					SACK	YDS.	INT	TFL	PD	QBH	TD	FF	FR
				TOT	SOLO	ASST	TOT	MISC									
10/23/22	CLV @ BLT	L	P	3	1	2	0.0	0.0	0	0	0	0	0	0	0	0	
<b>TOTALS</b>		0/1	1/0	3	1	2	0.0	0.0	0	0	0	0	0	0	0	0	

## TOMMY TOGIAI'S NFL REGULAR SEASON DEFENSIVE STATISTICS

DATE	TEAM	GP	GS	TK	S	TACKLES					INTERCEPTIONS					FUMBLES					ST			MISC												
						A	TFL	YDS	SK	YDS	QBH	NO	YDS	LG	TD	PD	FF	FR	TD	YDS	TK	S	A	FF	FR	S	A									
2023	Jaguars	0	0	0	0	0	0	0	0	0.0	0.0	0	0	0	0	0	0	0	0	0	0	0	0	0	0	0	0	0	0	0	0	0	0	0	0	0
Went from <b>Cleveland to Jacksonville</b> .																																				
2023	Browns	0	0	0	0	0	0	0	0	0.0	0.0	0	0	0	0	0	0	0	0	0	0	0	0	0	0	0	0	0	0	0	0	0	0	0	0	
<b>2023 TOTAL</b>		<b>0</b>	<b>0</b>	<b>0</b>	<b>0</b>	<b>0</b>	<b>0</b>	<b>0</b>	<b>0</b>	<b>0.0</b>	<b>0.0</b>	<b>0</b>	<b>0</b>	<b>0</b>	<b>0</b>	<b>0</b>	<b>0</b>	<b>0</b>	<b>0</b>	<b>0</b>	<b>0</b>	<b>0</b>	<b>0</b>	<b>0</b>	<b>0</b>	<b>0</b>	<b>0</b>	<b>0</b>	<b>0</b>	<b>0</b>	<b>0</b>	<b>0</b>	<b>0</b>	<b>0</b>	<b>0</b>	
2022	Browns	12	2	13	3	10	0	0	0.5	4.5	2	0	0	0	0	0	1	0	1	0	0	0	0	0	0	0	0	0	0	0	0	0	0	0	0	
2021	Browns	6	0	16	9	7	0	0	0.5	0.0	1	0	0	0	0	0	1	0	0	0	0	0	0	0	0	0	0	0	0	0	0	0	0	0	0	
<b>NFL TOTALS</b>		<b>18</b>	<b>2</b>	<b>29</b>	<b>12</b>	<b>17</b>	<b>0</b>	<b>0</b>	<b>1.0</b>	<b>4.5</b>	<b>3</b>	<b>0</b>	<b>0</b>	<b>0</b>	<b>0</b>	<b>0</b>	<b>2</b>	<b>0</b>	<b>1</b>	<b>0</b>	<b>0</b>	<b>0</b>	<b>0</b>	<b>0</b>	<b>0</b>	<b>0</b>	<b>0</b>	<b>0</b>	<b>0</b>	<b>0</b>	<b>0</b>	<b>0</b>	<b>0</b>	<b>0</b>	<b>0</b>	

### TOMMY TOGIAI'S SINGLE-GAME HIGHS: DEFENSIVE

**Total Tackles** 5 at Pittsburgh Steelers, Jan 03, 2022      **Sacks** 0.5 vs. Las Vegas Raiders, Dec 20, 2021  
 5 at Green Bay Packers, Dec 25, 2021      **Passes Defensed** 1 at Green Bay Packers, Dec 25, 2021  
 3 vs. Cincinnati Bengals, Jan 09, 2022  
**Solo Tackles** 3 vs. Cincinnati Bengals, Jan 09, 2022  
 3 at Green Bay Packers, Dec 25, 2021  
 2 at Pittsburgh Steelers, Jan 03, 2022

## TOMMY TOGIAI'S 2023 GXG REGULAR-SEASON STATISTICS (JAGUARS/BROWNS)

DATE	OPPONENT	P/S	TACKLES					INTERCEPTIONS					FUMBLES					ST			MISC													
			TK	S	A	SK	YDS	TFL	YDS	QBH	NO	YDS	LG	TD	PD	FF	FR	TD	YDS	TK	S	A	FF	FR	S	A	W/L	SCORE						
09/10	at Colts																									W	31-21							
09/17	Chiefs																									L	9-17							
09/24	Texans																									L	17-37							
10/01	Falcons																									W	23-7							
10/08	at Bills																									W	25-20							
10/15	Colts																									W	37-20							
10/19	at Saints																									W	31-24							
10/29	at Steelers																									W	20-10							
Went from <b>Jaguars to Browns</b> .																																		
11/05	Cardinals																									W	27-0							
Went from <b>Browns to Jaguars</b> .																																		
11/12	49ers																									L	3-34							
11/19	Titans																									W	34-14							
11/26	at Texans																									W	24-21							
12/04	Bengals																									L	31-34+							
12/10	at Browns																									L	27-31							
12/17	Ravens																									L	7-23							
12/24	at Buccaneers																									L	12-30							
12/31	Panthers																									W	26-0							
01/07	at Titans																									L	20-28							
<b>2023 TOTALS</b>			<b>0</b>	<b>0</b>	<b>0</b>	<b>0</b>	<b>0</b>	<b>0</b>	<b>0</b>	<b>0</b>	<b>0</b>	<b>0</b>	<b>0</b>	<b>0</b>	<b>0</b>	<b>0</b>	<b>0</b>	<b>0</b>	<b>0</b>	<b>0</b>	<b>0</b>	<b>0</b>	<b>0</b>	<b>0</b>	<b>0</b>	<b>0</b>	<b>0</b>	<b>0</b>	<b>0</b>	<b>0</b>	<b>0</b>	<b>0</b>	<b>0</b>	<b>10-8</b>

+ - Overtime


### TOMMY TOGIAI'S 2022 GXG REGULAR-SEASON STATISTICS (BROWNS)

		TACKLES					INTERCEPTIONS				FUMBLES			ST		MISC												
DATE	OPPONENT	P/S	TK	S	A	SK	YDS	TFL	YDS	QB	NO	YDS	LG	TD	PD	FF	FR	TD	YDS	TK	S	A	FF	FR	S	A	W/L	SCORE
09/11	at Panthers	P	1	0	1	0.5	4.5	0	0	1	0	0	0	0	0	0	0	0	0	0	0	0	0	0	0	0	W	26-24
09/18	Jets	P	1	1	0	0.0	0.0	0	0	0	0	0	0	0	0	0	0	0	0	0	0	0	0	0	0	0	W	30-31
09/22	Steelers	P	0	0	0	0.0	0.0	0	0	0	0	0	0	0	0	0	0	0	0	0	0	0	0	0	0	0	L	29-17
10/02	at Falcons	S	0	0	0	0.0	0.0	0	0	0	0	0	0	0	0	0	0	0	0	0	0	0	0	0	0	0	L	20-23
10/09	Chargers	P	1	1	0	0.0	0.0	0	0	0	0	0	0	0	0	0	0	0	0	0	0	0	0	0	0	0	L	28-30
10/16	Patriots	S	0	0	0	0.0	0.0	0	0	1	0	0	0	0	0	0	0	0	0	0	0	0	0	0	0	0	L	15-38
10/23	at Ravens	P	3	1	2	0.0	0.0	0	0	0	0	0	0	0	0	0	0	0	0	0	0	0	0	0	0	0	L	20-23
10/31	Bengals	P	0	0	0	0.0	0.0	0	0	0	0	0	0	0	1	0	1	0	0	0	0	0	0	0	0	0	W	32-13
11/13	at Dolphins	P	3	0	3	0.0	0.0	0	0	0	0	0	0	0	0	0	0	0	0	0	0	0	0	0	0	0	L	17-39
11/20	at Bills	P	1	0	1	0.0	0.0	0	0	0	0	0	0	0	0	0	0	0	0	0	0	0	0	0	0	0	L	23-31
11/27	Buccaneers										ON INACTIVE LIST														W	23-17+		
12/04	at Texans										ON INACTIVE LIST														W	27-14		
12/11	at Bengals										ON INACTIVE LIST														L	10-23		
12/17	Ravens										INACTIVE														W	13-3		
12/24	Saints	P	0	0	0	0.0	0.0	0	0	0	0	0	0	0	0	0	0	0	0	0	0	0	0	0	0	0	L	10-17
01/01	at Commanders										INACTIVE														W	24-10		
01/08	at Steelers	P	3	0	3	0.0	0.0	0	0	0	0	0	0	0	0	0	0	0	0	0	0	0	0	0	0	0	L	14-28
<b>2022 TOTALS</b>		<b>12-2</b>	<b>13</b>	<b>3</b>	<b>10</b>	<b>0.5</b>	<b>4.5</b>	<b>0</b>	<b>0</b>	<b>2</b>	<b>0</b>	<b>0</b>	<b>0</b>	<b>0</b>	<b>1</b>	<b>0</b>	<b>1</b>	<b>0</b>	<b>0</b>	<b>0</b>	<b>0</b>	<b>0</b>	<b>0</b>	<b>0</b>	<b>0</b>	<b>0</b>	<b>7-10</b>	

+ - Overtime

### TOMMY TOGIAI'S 2021 GXG REGULAR-SEASON STATISTICS (BROWNS)

		TACKLES					INTERCEPTIONS				FUMBLES			ST		MIS C												
DATE	OPPONENT	P/S	T	S	A	SK	YD	TF	YD	QB	N	YD	L	T	P	F	F	T	YD	T	F	F	S	A	W/L	SCORE		
09/12	at Chiefs										ON INACTIVE LIST														L	29-33		
09/19	Texans										ON INACTIVE LIST														W	31-21		
09/26	Bears										ON INACTIVE LIST														W	26-6		
10/03	at Vikings										ON INACTIVE LIST														W	14-7		
10/10	at Chargers										ON INACTIVE LIST														L	42-47		
10/17	Cardinals										ON INACTIVE LIST														L	14-37		
10/21	Broncos										INACTIVE														W	17-14		
10/31	Steelers										ON INACTIVE LIST														L	10-15		
11/07	at Bengals										ON INACTIVE LIST														W	41-16		
11/14	at Patriots	P	2	1	1	0	0.0	0	0	0	0	0	0	0	0	0	0	0	0	0	0	0	0	0	0	0	L	7-45
11/21	Lions	P	0	0	0	0	0.0	0	0	0	0	0	0	0	0	0	0	0	0	0	0	0	0	0	0	0	W	13-10
11/28	at Ravens										ON INACTIVE LIST														L	10-16		
12/12	Ravens										ON INACTIVE LIST														W	24-22		
12/20	Raiders	P	1	0	1	0	0.0	0	0	1	0	0	0	0	0	0	0	0	0	0	0	0	0	0	0	0	L	14-16
12/25	at Packers	P	5	3	2	0	0.0	0	0	0	0	0	0	1	0	0	0	0	0	0	0	0	0	0	0	0	L	22-24
01/03	at Steelers	P	5	2	3	0	0.0	0	0	0	0	0	0	0	0	0	0	0	0	0	0	0	0	0	0	0	L	14-26
01/09	Bengals	P	3	3	0	0.0	0	0	0	0	0	0	0	0	0	0	0	0	0	0	0	0	0	0	0	0	W	21-16
<b>2021 TOTALS</b>		<b>6-0</b>	<b>16</b>	<b>9</b>	<b>7</b>	<b>0</b>	<b>0.0</b>	<b>0</b>	<b>0</b>	<b>1</b>	<b>0</b>	<b>0</b>	<b>0</b>	<b>0</b>	<b>1</b>	<b>0</b>	<b>0</b>	<b>0</b>	<b>0</b>	<b>0</b>	<b>0</b>	<b>0</b>	<b>0</b>	<b>0</b>	<b>0</b>	<b>8-9</b>		



# BRALEN TRICE

INJURED RESERVE | OUTSIDE LINEBACKER

# 48



**Height:** 6-4

**DOB:** 2/26/2001 (age-23)

**Experience:** Rookie

**With Falcons:** Rookie

**Weight:** 274 lbs

**School:** Washington

**Acquired:** D3-'24

**Hometown:** Phoenix, Ariz.

## COLLEGE

- » Played three seasons (2021-23) at the University of Washington in Seattle, Wash.
- » Played in 40 games (29 starts), totaling 101 tackles (63 solo), 28.5 tackles for loss, 18 sacks, two fumble recoveries, two passes defended and one forced fumble for the Huskies.
- » Named Washington's Defensive Most Valuable Player of the Year in 2022 and 2023.
- » In 2023, he set a single-season career-high 49 tackles (30 solo), while adding 11.5 tackles for loss, seven sacks, two passes defended, one forced fumble and one fumble recovery in 15 starts for Washington.
- » Named a third-team All-American by the Associated Press and a first-team All-Pac 12 selection.
- » As a sophomore in 2022, he appeared in 13 games (12 starts), notching 38 tackles (22 solo), a single-season

career-high 12 tackles for loss and nine sacks.


- » Earned second-team All-America honors by The Sporting News and first-team All-Pac 12 honors.
- » In 2021, he played in 12 games (two starts), registering 14 tackles (11 solo), five tackles for loss, two sacks and one fumble recovery.

## PERSONAL

- » Born in Phoenix, Ariz.
- » Attended Sandra Day O'Connor High School in Phoenix, Ariz.
- » Recorded 16.5 sacks in two seasons with the Eagles.
- » In seven games as a senior, he notched 27 tackles and two sacks. He finished his junior season with 75 tackles and 14.5 sacks.
- » Son of Autumn Hallam.

## TRANSACTIONS

- » Selected by the Atlanta Falcons in the third round (74th overall) of the 2024 NFL Draft.



# CASEY WASHINGTON

ACTIVE / WIDE RECEIVER

# 82



**Height:** 6-0

**DOB:** 3/6/2001 (age-23)

**Experience:** Rookie

**With Falcons:** Rookie

**Weight:** 200 lbs

**School:** Illinois

**Acquired:** D6b-'24

**Hometown:** Round Rock, Texas

## COLLEGE

- » Played five seasons (2019-23) at the University of Illinois in Champaign, Illinois.
- » Played in 55 games (20 starts), totaling 122 receptions for 1,508 yards (12.4 avg.) and four touchdowns for the Fighting Illini.
- » Named Academic All-Big Ten in 2022 and 2023.
- » In 2023, he played in 12 games (11 starts) and was ninth in the Big Ten in receptions (49) while also recording 670 receiving yards and four touchdowns.
- » As a junior in 2022, he appeared in 13 games (three starts) and tallied 31 receptions for 306 receiving yards.
- » He played in 12 games and recorded 21 receptions for 294 receiving yards as a sophomore in 2021.
- » In 2020, he appeared in eight games (one start) with 10

receptions for 106 yards on the season.

- » As a true freshman in 2019, he played in 10 games (five starts) and recorded 11 receptions for 132 yards. His five starts as a true freshman were the sixth-most in Illinois history by a true freshman wide receiver.

## PERSONAL

- » Born in Round Rock, Texas.
- » Attended Pflugerville High School in Pflugerville, Texas.
- » Son of Jennifer and Greg Washington.
- » Father played football at Kansas State from 1987-89.
- » One older sister Loren played volleyball at Texas A&M-Kingsville.
- » Majored in recreation, sport, and tourism.

## TRANSACTIONS

- » Selected by the Atlanta Falcons in the sixth round (187th overall) of the 2024 NFL Draft.





# JAMES WASHINGTON

ACTIVE / WIDE RECEIVER

# 83



**Height:** 5-11

**DOB:** 4/2/1996 (age-28)

**Experience:** 5 Yrs

**With Falcons:** 1 Yr

**Weight:** 213 lbs

**School:** Oklahoma State

**Acquired:** FA-'24

**Hometown:** Stamford, Texas

## CAREER

Has appeared in 62 games (25 starts), tallying 114 receptions for 1,629 yards and 11 receiving touchdowns over five seasons (2018-2022) with the Pittsburgh Steelers and the Dallas Cowboys.

Also spent time with the Indianapolis Colts practice squad in 2023.

Appeared in two games with the Cowboys in 2022.

In 2021, he played in 15 games (two starts) where he hauled in 24 passes for 285 yards and two receiving touchdowns.

Recorded a 15-yard touchdown reception in the 2021 AFC Wild Card playoff game against the Kansas City Chiefs.

In 2020, he appeared in all 16 games (seven starts) where he recorded 30 receptions for 392 yards and a career-high five touchdowns.

In 2019, he played in 15 games (10 starts) where he tallied a career-high 44 catches for 735 yards and three touchdowns.

As a rookie in 2018, he appeared in 14 games (six starts) where he caught 16 passes for 2017 yards and one touchdown.

Selected in the second round (60<sup>th</sup> overall) by the Steelers in the 2018 NFL Draft.

history.

One of two players in Oklahoma State history with three seasons of at least 1,000 receiving yards at least 10 touchdown receptions.

Recipient of the Biletnikoff Award while also earning Unanimous All-American honors in 2017.

Served as team captain and earned First-Team All-Big 12 honors as a junior and senior in 2016-17 and Second-Team All-Big 12 honors as a sophomore in 2015.

Three-time Thurman Thomas Award winner (Oklahoma State's Outstanding Offensive Player) from 2015-17.

## PERSONAL

Born in Abilene, Texas.

Attended Stamford High School in Stamford, Texas.

Rated as a four-star prospect by 247Sports, ranked as the No. 37 nationally among wide receivers and No. 27 in the state of Texas.

Led his team to back-to-back Class 1A state championships as a junior and senior.

As a senior, he totaled 73 receptions for 1,331 yards and 24 touchdowns while also tallying 42 tackles and seven interceptions on defense.

Earned a First-team selection to the Dave Campbell Texas Football 2013 All-Texas Team and was tabbed Class 1A Texas Player of the Year.

As a junior, he tallied 78 catches for 1,172 yards and 22 touchdowns, earning him First Team All-District and First Team All-State honors in 2012.

Also earned District MVP honors in basketball as well as First-Team All-District and First-Team All-Region as a tennis player.

Son of James and Chrysta Washington.

## COLLEGE

Played four seasons (2014-17) at Oklahoma State University in Stillwater, Okla.

Recorded 226 receptions for 4,472 yards and 39 receiving touchdowns in 52 games.

Finished his collegiate career with the second-most receiving yards by a player in Big 12 Conference

## REGULAR SEASON COMPARISON: RECEIVING - BALTIMORE RAVENS

DATE	OPP	W/L	GP/GS	REC	YDS.	AVG.	TD	LG	TGTS	YAC
9/30/18	PIT vs. BLT	L	S	2	10	5.0	0	6	4	8
11/4/18	PIT @ BLT	W	P	2	17	8.5	0	9	5	3
10/6/19	PIT vs. BLT	L	S	3	52	17.3	0	26	6	17
12/29/19	PIT @ BLT	L	S	0	0	0	0	0	3	0
11/1/20	PIT @ BLT	W	P	0	0	0	0	0	1	0
12/2/20	PIT vs. BLT	W	P	2	19	9.5	0	16	3	3
12/5/21	PIT vs. BLT	W	P	0	0	0	0	0	1	0
<b>TOTALS</b>		4/3	7/3	9	98	10.9	0	26	23	31

## JAMES WASHINGTON'S NFL REGULAR SEASON RUSHING/RECEIVING STATISTICS

DATE	TEAM	RECEIVING							RUSHING				
		GP	GS	NO.	YDS.	AVG.	LG	TD	NO.	YDS.	AVG.	LG	TD
2022	Cowboys	2	0	0	0	0.0	0	0	0	0	0.0	0	0
2021	Steelers	15	2	24	285	11.9	42	2	2	13	6.5	12	0
2020	Steelers	16	7	30	392	13.1	50t	5	0	0	0.0	0	0
2019	Steelers	15	10	44	735	16.7	79t	3	0	0	0.0	0	0
2018	Steelers	14	6	16	217	13.6	47	1	0	0	0.0	0	0
<b>NFL TOTALS</b>		<b>62</b>	<b>25</b>	<b>114</b>	<b>1,629</b>	<b>14.3</b>	<b>79T</b>	<b>11</b>	<b>2</b>	<b>13</b>	<b>6.5</b>	<b>12</b>	<b>0</b>

## JAMES WASHINGTON'S NFL POSTSEASON RUSHING/RECEIVING STATISTICS

DATE	TEAM	RECEIVING							RUSHING				
		GP	GS	NO.	YDS.	AVG.	LG	TD	NO.	YDS.	AVG.	LG	TD
2022	Giants	0	0	0	0	0.0	0	0	0	0	0.0	0	0
2021	Steelers	1	0	2	37	18.5	22	1	0	0	0.0	0	0
2020	Steelers	1	0	5	72	14.4	27	0	0	0	0.0	0	0
<b>NFL TOTALS</b>		<b>2</b>	<b>0</b>	<b>7</b>	<b>109</b>	<b>15.6</b>	<b>27</b>	<b>1</b>	<b>0</b>	<b>0</b>	<b>0.0</b>	<b>0</b>	<b>0</b>

## JAMES WASHINGTON'S NFL REGULAR SEASON RETURN STATISTICS

DATE	TEAM	KICKOFF RETURNS					PUNT RETURNS					
		RET.	YDS.	AVG.	LG	TD	NO.	FC	YDS.	AVG.	LG	TD
2022	Cowboys	0	0	0.0	0	0	0	0	0	0.0	0	0
2021	Steelers	0	0	0.0	0	0	0	0	0	0.0	0	0
2020	Steelers	0	0	0.0	0	0	0	0	0	0.0	0	0
2019	Steelers	0	0	0.0	0	0	0	0	0	0.0	0	0
2018	Steelers	0	0	0.0	0	0	0	0	0	0.0	0	0
<b>NFL TOTALS</b>		<b>0</b>	<b>0</b>	<b>0.0</b>	<b>0</b>	<b>0</b>	<b>0</b>	<b>0</b>	<b>0</b>	<b>0.0</b>	<b>0</b>	<b>0</b>

## JAMES WASHINGTON'S NFL POSTSEASON RETURN STATISTICS

DATE	TEAM	KICKOFF RETURNS					PUNT RETURNS					
		RET.	YDS.	AVG.	LG	TD	NO.	FC	YDS.	AVG.	LG	TD
2022	Giants	0	0	0.0	0	0	0	0	0	0.0	0	0
2021	Steelers	0	0	0.0	0	0	0	0	0	0.0	0	0
2020	Steelers	0	0	0.0	0	0	0	0	0	0.0	0	0
<b>NFL TOTALS</b>		<b>0</b>	<b>0</b>	<b>0.0</b>	<b>0</b>	<b>0</b>	<b>0</b>	<b>0</b>	<b>0</b>	<b>0.0</b>	<b>0</b>	<b>0</b>

### JAMES WASHINGTON'S SINGLE-GAME HIGHS: RUSHING/RECEIVING

**Rush Attempts** 2 vs. Chicago Bears, Nov 08, 2021  
**Rushing Yards** 13 vs. Chicago Bears, Nov 08, 2021  
**Longest Runs** 12 vs. Chicago Bears, Nov 08, 2021  
**Receptions** 1 vs. Chicago Bears, Nov 08, 2021  
 6 vs. Los Angeles Rams, Nov 10, 2019  
 5 vs. Houston Texans, Sep 27, 2020  
 5 at New York Jets, Dec 22, 2019  
 ...1 more at 5.  
**Receiving Yards** 111 vs. Cleveland Browns, Dec 01, 2019  
 98 at Cincinnati Bengals, Nov 24, 2019  
 90 vs. Los Angeles Rams, Nov 10, 2019  
**Receiving Average** 32.7 at Cincinnati Bengals, Nov 24, 2019  
 27.8 vs. Cleveland Browns, Dec 01, 2019  
 21.7 vs. New England Patriots, Dec 16, 2018  
**Longest Receptions** 79t at Cincinnati Bengals, Nov 24, 2019  
 50t vs. Washington Football Team, Dec 07, 2020  
 47 vs. Cincinnati Bengals, Dec 30, 2018

**Receiving TDs** 1 at Minnesota Vikings, Dec 09, 2021  
 1 vs. Detroit Lions, Nov 14, 2021  
 ...9 more at 1.  
**All-Purpose Yards** 111 vs. Cleveland Browns, Dec 01, 2019  
 98 at Cincinnati Bengals, Nov 24, 2019  
 90 vs. Los Angeles Rams, Nov 10, 2019  
**Special Teams Tackles** 1 at Baltimore Ravens, Nov 04, 2018  
**Most TDs** 1 at Minnesota Vikings, Dec 09, 2021  
 1 vs. Detroit Lions, Nov 14, 2021  
 ...9 more at 1.  
**Miscellaneous Tackles** 1 at Buffalo Bills, Dec 13, 2020  
 1 vs. Buffalo Bills, Dec 15, 2019  
 ...1 more at 1.  
**Scrimmage Yards** 111 vs. Cleveland Browns, Dec 01, 2019  
 98 at Cincinnati Bengals, Nov 24, 2019  
 90 vs. Los Angeles Rams, Nov 10, 2019

### JAMES WASHINGTON'S SINGLE-GAME HIGHS - POSTSEASON: RECEIVING

<b>Receptions</b>	5 vs. Cleveland Browns, Jan 10, 2021 2 at Kansas City Chiefs, Jan 16, 2022	<b>Receiving TDs</b>	1 at Kansas City Chiefs, Jan 16, 2022
<b>Receiving Yards</b>	72 vs. Cleveland Browns, Jan 10, 2021 37 at Kansas City Chiefs, Jan 16, 2022	<b>All-Purpose Yards</b>	72 vs. Cleveland Browns, Jan 10, 2021 37 at Kansas City Chiefs, Jan 16, 2022
<b>Receiving Average</b>	14.4 vs. Cleveland Browns, Jan 10, 2021	<b>Most TDs</b>	1 at Kansas City Chiefs, Jan 16, 2022
<b>Longest Receptions</b>	27 vs. Cleveland Browns, Jan 10, 2021 17 vs. Cleveland Browns, Jan 10, 2021	<b>Scrimmage Yards</b>	72 vs. Cleveland Browns, Jan 10, 2021 37 at Kansas City Chiefs, Jan 16, 2022

### JAMES WASHINGTON'S 100-YARD RECEIVING GAMES (1): REGULAR SEASON

DATE	TEAM	NO.	YDS.	AVG.	LG	TD
12/01/19	BROWNS	4	111	27.8	44	1

### JAMES WASHINGTON'S 2023 GXG REGULAR-SEASON STATISTICS (COLTS)

DATE	OPPONENT	P/S	RECEIVING						RUSHING						W/L	SCORE
			NO.	YDS.	AVG.	LG	TD	NO.	YDS.	AVG.	LG	TD				
09/10	Jaguars													L	21-31	
09/17	at Texans													W	31-20	
09/24	at Ravens													W	22-19+	
10/01	Rams													L	23-29+	
10/08	Titans													W	23-16	
10/15	at Jaguars													L	20-37	
10/22	Browns													L	38-39	
10/29	Saints													L	27-38	
11/05	at Panthers													W	27-13	
11/12	at Patriots													W	10-6	
11/26	Buccaneers													W	27-20	
12/03	at Titans													W	31-28+	
12/10	at Bengals													L	14-34	
12/16	Steelers													W	30-13	
12/24	at Falcons													L	10-29	
12/31	Raiders													W	23-20	
01/06	Texans													L	19-23	
<b>2023 TOTALS</b>		0-0	0	0	0.0	0	0	0	0	0.0	0	0	0	9-8		

+ - Overtime

### JAMES WASHINGTON'S 2022 GXG REGULAR-SEASON STATISTICS (COWBOYS)

DATE	OPPONENT	P/S	RECEIVING						RUSHING						W/L	SCORE
			NO.	YDS.	AVG.	LG	TD	NO.	YDS.	AVG.	LG	TD				
09/11	Buccaneers													L	3-19	
09/18	Bengals													W	20-17	
09/26	at Giants													W	23-16	
10/02	Commanders													W	25-10	
10/09	at Rams													W	22-10	
10/16	at Eagles													L	17-26	
10/23	Lions													W	24-6	
10/30	Bears													W	49-29	
11/13	at Packers													L	28-31+	
11/20	at Vikings													W	40-3	
11/24	Giants													W	28-20	
12/04	Colts													W	54-19	
12/11	Texans	P	0	0	0.0	0	0	0	0	0.0	0	0	0	W	27-23	
12/18	at Jaguars	P	0	0	0.0	0	0	0	0	0.0	0	0	0	L	34-40+	
12/24	Eagles													W	40-34	
12/29	at Titans													W	27-13	
<b>2022 TOTALS</b>		2-0	0	0	0.0	0	0	0	0	0.0	0	0	0	12-4		

+ - Overtime

### JAMES WASHINGTON'S 2021 GXG REGULAR-SEASON STATISTICS (STEELERS)

		RECEIVING						RUSHING							
DATE	OPPONENT	P/S	NO.	YDS.	AVG.	LG	TD	NO.	YDS.	AVG.	LG	TD	W/L/T	SCORE	
09/12	at Bills	P	2	10	5.0	9	0	0	0	0.0	0	0	W	23-16	
09/19	Raiders	P	0	0	0.0	0	0	0	0	0.0	0	0	L	17-26	
09/26	Bengals	S	3	20	6.7	8	0	0	0	0.0	0	0	L	10-24	
10/03	at Packers	P	4	69	17.3	30	0	0	0	0.0	0	0	L	17-27	
10/10	Broncos		ON INACTIVE LIST											W	27-19
10/17	Seahawks	P	1	9	9.0	9	0	0	0	0.0	0	0	W	23-20+	
10/31	at Browns	P	1	4	4.0	4	0	0	0	0.0	0	0	W	15-10	
11/08	Bears	P	1	42	42.0	42	0	2	13	6.5	12	0	W	29-27	
11/14	Lions	S	2	15	7.5	9t	1	0	0	0.0	0	0	T	16-16	
11/21	at Chargers	P	2	12	6.0	7	0	0	0	0.0	0	0	L	37-41	
11/28	at Bengals	P	1	3	3.0	3	0	0	0	0.0	0	0	L	10-41	
12/05	Ravens	P	0	0	0.0	0	0	0	0	0.0	0	0	W	20-19	
12/09	at Vikings	P	4	65	16.3	30t	1	0	0	0.0	0	0	L	28-36	
12/19	Titans	P	3	36	12.0	19	0	0	0	0.0	0	0	W	19-13	
12/26	at Chiefs	P	0	0	0.0	0	0	0	0	0.0	0	0	L	10-36	
01/03	Browns	P	0	0	0.0	0	0	0	0	0.0	0	0	W	26-14	
01/09	at Ravens		RESERVE/COVID-19											W	16-13+
<b>2021 TOTALS</b>		15-2	24	285	11.9	42	2	2	13	6.5	12	0	9-7-1		


+ - Overtime

### JAMES WASHINGTON'S 2022 GXG POSTSEASON STATISTICS (GIANTS)

		RECEIVING						RUSHING							
DATE	OPPONENT	P/S	NO.	YDS.	AVG.	LG	TD	NO.	YDS.	AVG.	LG	TD	W/L	SCORE	
01/15	at Vikings		PRACTICE SQUAD											W	31-24
01/21	at Eagles		PRACTICE SQUAD											L	7-38
<b>2022 TOTALS</b>		0-0	0	0	0.0	0	0	0	0	0.0	0	0	1-1		

### JAMES WASHINGTON'S 2021 GXG POSTSEASON STATISTICS (STEELERS)

		RECEIVING						RUSHING						
DATE	OPPONENT	P/S	NO.	YDS.	AVG.	LG	TD	NO.	YDS.	AVG.	LG	TD	W/L	SCORE
01/16	at Chiefs	P	2	37	18.5	22	1	0	0	0.0	0	0	L	21-42
<b>2021 TOTALS</b>		1-0	2	37	18.5	22	1	0	0	0.0	0	0	0-1	



# BARRY WESLEY

ACTIVE / OFFENSIVE LINEMAN

# 69



**Height:** 6-7

**DOB:** 7/14/1999 (age-25)

**Experience:** 1 Yr

**With Falcons:** 1 Yr

**Weight:** 310 lbs

**School:** Colorado State

**Acquired:** FA-'23

**Hometown:** Morrison, Colo.

## CAREER

- » Spent time on the Falcons practice squad in 2023.
- » In 2023, Wesley spent time with the Seattle Sea Dragons of the XFL, appearing in seven games.

## COLLEGE

- » Played four seasons (2018-21) at Colorado State in Fort Collins, Colo.
- » Started all 38 games, playing both tackle and guard.
- » In 2019, received the Albert C. Yates Student Leadership Award, presented annually to a student who displays strong involvement through leadership and a commitment to upholding the university's values, traditions and spirit.

## TRANSACTIONS

- » Signed by the Atlanta Falcons on May 30, 2023.
- » Waived by the Atlanta Falcons on Aug. 29, 2023.
- » Signed to the Atlanta Falcons practice squad on Aug. 30, 2023.
- » Signed to a Reserve/Future contract with the Atlanta Falcons on Jan. 9, 2024.

- » Began his career as a walk-on and received a scholarship at the beginning of his redshirt freshman year in 2018.

## PERSONAL

- » Born in Morrison, Colo.
- » Attended Bear Creek High School in Lakewood, Colo.
- » Recorded 17 pancake blocks in nine games as a senior.
- » Played both football, baseball and wrestled.
- » Earned varsity letters in football and one in wrestling.
- » Named Honorable Mention All-State as a senior.
- » Son of Shannon and Dave Luedke and has one brother, William.

## BARRY WESLEY'S NFL REGULAR SEASON STATISTICS

DATE	TEAM	GP	GS
2023	Falcons	0	0
NFL TOTALS		0	0

## BARRY WESLEY'S 2023 GXG REGULAR-SEASON STATISTICS (FALCONS)

DATE	OPPONENT	P/S		W/L	SCORE
09/10	Panthers		PRACTICE SQUAD INJURED	W	24-10
09/17	Packers		PRACTICE SQUAD INJURED	W	25-24
09/24	at Lions		PRACTICE SQUAD INJURED	L	6-20
10/01	at Jaguars		PRACTICE SQUAD INJURED	L	7-23
10/08	Texans		PRACTICE SQUAD INJURED	W	21-19
10/15	Commanders		PRACTICE SQUAD INJURED	L	16-24
10/22	at Buccaneers		PRACTICE SQUAD INJURED	W	16-13
10/29	at Titans		PRACTICE SQUAD INJURED	L	23-28
11/05	Vikings		PRACTICE SQUAD INJURED	L	28-31
11/12	at Cardinals		PRACTICE SQUAD INJURED	L	23-25
11/26	Saints		PRACTICE SQUAD INJURED	W	24-15
12/03	at Jets		PRACTICE SQUAD INJURED	W	13-8
12/10	Buccaneers		PRACTICE SQUAD INJURED	L	25-29
12/17	at Panthers		PRACTICE SQUAD INJURED	L	7-9
12/24	Colts		PRACTICE SQUAD INJURED	W	29-10
12/31	at Bears		PRACTICE SQUAD INJURED	L	17-37
01/07	at Saints		PRACTICE SQUAD INJURED	L	17-48
<b>2023 TOTALS</b>		0-0		7-10	



# AVERY WILLIAMS

ACTIVE / RUNNING BACK

# 26



**Height:** 5-9

**DOB:** 7/15/1998 (age-25)

**Experience:** 3 Yrs

**With Falcons:** 3 Yrs

**Weight:** 196 lbs

**School:** Boise State

**Acquired:** D5c '21

**Hometown:** Pasadena, Calif.

## CAREER

- » Has appeared in 32 games (four starts), returning 38 punts for 445 yards (11.7 avg.) and 39 kicks for 803 yards (20.6 avg.) over two seasons for the Falcons. Also has tallied 22 carries for 109 yards on offense.
- » Spent the 2023 season on Reserve/Injured.
- » Played in all 17 games (three starts) in 2022, finishing with 170 yards from scrimmage (109 rushing, 61 receiving) in his first season on offense.
- » Led the NFL with 16.2 yards per punt return (min. 15 att.) in 2022.
- » Played in 15 games (one start) totaling 15 total tackles (eight solo), three quarterback hits, one pass defended, seven total special teams tackles (three solo), one special teams forced fumble and two special teams fumble recoveries. He also has returned 20 punts for 153 yards (7.7 avg.) and 23 kickoffs for 490 yards (21.3 avg.) as a rookie in 2021.

- » A four-year cornerback and return specialist who played 48 games at Boise State. Posted 152 career tackles, 26 passes defended, four interceptions, and five fumble recoveries.
- » On special teams, Williams totaled 38 kick returns for 1,042 yards, including three touchdowns while adding 82 punt returns for 948 yards, including six touchdowns.
- » A former walk-on at Boise State, Williams was named the Mountain West Special Teams Player of the Year each of the past two seasons (2019-20).

## PERSONAL

- » Named Trinity League Co-MVP in 2015, his sole season for JSerra...ran for 1,175 yards and 14 touchdowns as a senior at JSerra...at St. Francis, helped lead team to Angelus League title and division playoffs with nine combined touchdowns (rushing/receiving/defense), three interceptions and four sacks...named All-Area as a junior and was a two-year starter at St. Francis before transferring to JSerra.

## COLLEGE

## IN THE COMMUNITY

### GIVING BACK

- » Visited and spent time with patients and staff at the Shepard Center.
- » Participated in Hometown Huddle where the entire team volunteered and cleaned Anderson Park in Atlanta.
- » Visited Joint Army and Airforce Base, Lewis-McChord Army and spent time with active military members in Seattle, Wash.
- » Attended Fishing with the Falcons Boat Day, where players spends time fishing with military veterans.
- » Participated in the Fishing with the Falcons Captains Dinner.
- » Attended the NAIA High School Girls Flag Football Showcase at Mercedes-Benz Stadium.

## TRANSACTIONS

- » Selected by the Atlanta Falcons in the fifth round (183rd overall) of the 2021 NFL Draft.
- » Placed on the Reserve/Injured List by the Atlanta Falcons on June 16, 2023.

### REGULAR SEASON COMPARISON: RECEIVING - BALTIMORE RAVENS

DATE	OPP	W/L	GP/GS	REC	YDS.	AVG.	TD	LG	TGTS	YAC
12/24/22	ATL @ BLT	L	P	2	14	7.0	0	7	2	16
<b>TOTALS</b>		0/1	1/0	2	14	7.0	0	7	2	16

## AVERY WILLIAMS' NFL REGULAR SEASON RUSHING/RECEIVING STATISTICS

		RUSHING							RECEIVING				
DATE	TEAM	GP	GS	NO.	YDS.	AVG.	LG	TD	NO.	YDS.	AVG.	LG	TD
2023	Falcons	0	0	0	0	0.0	0	0	0	0	0.0	0	0
2022	Falcons	17	3	22	109	5.0	21	1	13	61	4.7	10	0
2021	Falcons	15	1	0	0	0.0	0	0	0	0	0.0	0	0
NFL TOTALS		32	4	22	109	5.0	21	1	13	61	4.7	10	0

## AVERY WILLIAMS' NFL REGULAR SEASON RETURN STATISTICS

		KICKOFF RETURNS					PUNT RETURNS					
DATE	TEAM	RET.	YDS.	AVG.	LG	TD	NO.	FC	YDS.	AVG.	LG	TD
2023	Falcons	0	0	0.0	0	0	0	0	0	0.0	0	0
2022	Falcons	16	313	19.6	30	0	18	19	292	16.2	56	0
2021	Falcons	23	490	21.3	38	0	20	12	153	7.7	23	0
NFL TOTALS		39	803	20.6	38	0	38	31	445	11.7	56	0

### AVERY WILLIAMS' SINGLE-GAME HIGHS: RUSHING/RECEIVING

<p><b>Rush Attempts</b> 4 vs. Tampa Bay Buccaneers, Jan 08, 2023 4 at Carolina Panthers, Nov 10, 2022 3 at Baltimore Ravens, Dec 24, 2022 ...1 more at 3.</p> <p><b>Rushing Yards</b> 25 at Carolina Panthers, Nov 10, 2022 21 vs. Cleveland Browns, Oct 02, 2022 16 at Baltimore Ravens, Dec 24, 2022</p> <p><b>Longest Runs</b> 21 vs. Cleveland Browns, Oct 02, 2022 14 vs. Tampa Bay Buccaneers, Jan 08, 2023 13 at Baltimore Ravens, Dec 24, 2022</p> <p><b>Receptions</b> 2 at Baltimore Ravens, Dec 24, 2022 2 at New Orleans Saints, Dec 18, 2022 ...2 more at 2.</p> <p><b>Receiving Yards</b> 14 at Baltimore Ravens, Dec 24, 2022 10 at New Orleans Saints, Dec 18, 2022 10 at Tampa Bay Buccaneers, Oct 09, 2022</p> <p><b>Longest Receptions</b> 10 at Tampa Bay Buccaneers, Oct 09, 2022 8 vs. Carolina Panthers, Oct 30, 2022 8 vs. New Orleans Saints, Sep 11, 2022</p> <p><b>All-Purpose Yards</b> 118 at Tampa Bay Buccaneers, Oct 09, 2022 113 vs. New England Patriots, Nov 18, 2021 102 at San Francisco 49ers, Dec 19, 2021</p> <p><b>Kickoff Returns</b> 5 vs. New England Patriots, Nov 18, 2021 4 vs. Carolina Panthers, Oct 30, 2022 4 at Jacksonville Jaguars, Nov 28, 2021 ...1 more at 4.</p> <p><b>Kickoff Return Yards</b> 102 vs. New England Patriots, Nov 18, 2021 91 at Jacksonville Jaguars, Nov 28, 2021 85 vs. New Orleans Saints, Jan 09, 2022</p>	<p><b>Longest Kickoff Return</b> 38 at Carolina Panthers, Dec 12, 2021 36 vs. New Orleans Saints, Jan 09, 2022 33 at San Francisco 49ers, Dec 19, 2021</p> <p><b>Fair Catches</b> 3 vs. Los Angeles Chargers, Nov 06, 2022 2 vs. Tampa Bay Buccaneers, Jan 08, 2023 2 at Baltimore Ravens, Dec 24, 2022 ...6 more at 2.</p> <p><b>Punt Return Yards</b> 64 at Cincinnati Bengals, Oct 23, 2022 48 vs. San Francisco 49ers, Oct 16, 2022 42 vs. New Orleans Saints, Sep 11, 2022</p> <p><b>Longest Punt Return</b> 56 at Cincinnati Bengals, Oct 23, 2022 29 vs. San Francisco 49ers, Oct 16, 2022 28 at Tampa Bay Buccaneers, Oct 09, 2022</p> <p><b>Punt Returns</b> 3 vs. Chicago Bears, Nov 20, 2022 3 vs. New Orleans Saints, Sep 11, 2022 ...2 more at 3.</p> <p><b>Punt Return Average</b> 14.0 vs. New Orleans Saints, Sep 11, 2022 10.3 vs. Chicago Bears, Nov 20, 2022 8.0 at New York Giants, Sep 26, 2021</p> <p><b>Kickoff Return Average</b> 28.3 vs. New Orleans Saints, Jan 09, 2022 26.3 at San Francisco 49ers, Dec 19, 2021 23.0 at Tampa Bay Buccaneers, Oct 09, 2022</p> <p><b>Special Teams Tackles</b> 1 vs. Cleveland Browns, Oct 02, 2022 1 at Los Angeles Rams, Sep 18, 2022 ...7 more at 1.</p> <p><b>Most TDs</b> 1 at Tampa Bay Buccaneers, Oct 09, 2022</p>
---	--



## AVERY WILLIAMS' 2023 GXG REGULAR-SEASON STATISTICS (FALCONS)

DATE	OPPONENT	P/S	RUSHING					RECEIVING					W/L	SCORE
			NO.	YDS.	AVG.	LG	TD	NO.	YDS.	AVG.	LG	TD		
09/10	Panthers												W	24-10
09/17	Packers												W	25-24
09/24	at Lions												L	6-20
10/01	at Jaguars												L	7-23
10/08	Texans												W	21-19
10/15	Commanders												L	16-24
10/22	at Buccaneers												W	16-13
10/29	at Titans												L	23-28
11/05	Vikings												L	28-31
11/12	at Cardinals												L	23-25
11/26	Saints												W	24-15
12/03	at Jets												W	13-8
12/10	Buccaneers												L	25-29
12/17	at Panthers												L	7-9
12/24	Colts												W	29-10
12/31	at Bears												L	17-37
01/07	at Saints												L	17-48
<b>2023 TOTALS</b>		<b>0-0</b>	<b>0</b>	<b>0</b>	<b>0.0</b>	<b>0</b>	<b>0</b>	<b>0</b>	<b>0</b>	<b>0.0</b>	<b>0</b>	<b>0</b>	<b>7-10</b>	

## AVERY WILLIAMS' 2022 GXG REGULAR-SEASON STATISTICS (FALCONS)

DATE	OPPONENT	P/S	RUSHING					RECEIVING					W/L	SCORE
			NO.	YDS.	AVG.	LG	TD	NO.	YDS.	AVG.	LG	TD		
09/11	Saints	P	2	7	3.5	5	0	1	8	8.0	8	0	L	26-27
09/18	at Rams	P	0	0	0.0	0	0	1	6	6.0	6	0	L	27-31
09/25	at Seahawks	P	1	9	9.0	9	0	0	0	0.0	0	0	W	27-23
10/02	Browns	P	1	21	21.0	21	0	0	0	0.0	0	0	W	23-20
10/09	at Buccaneers	S	3	11	3.7	8t	1	2	10	5.0	10	0	L	15-21
10/16	49ers	S	2	6	3.0	3	0	1	2	2.0	2	0	W	28-14
10/23	at Bengals	P	1	4	4.0	4	0	0	0	0.0	0	0	L	17-35
10/30	Panthers	P	0	0	0.0	0	0	2	7	3.5	8	0	W	37-34+
11/06	Chargers	P	0	0	0.0	0	0	1	2	2.0	2	0	L	17-20
11/10	at Panthers	P	4	25	6.3	12	0	0	0	0.0	0	0	L	15-25
11/20	Bears	P	0	0	0.0	0	0	0	0	0.0	0	0	W	27-24
11/27	at Commanders	S	0	0	0.0	0	0	0	0	0.0	0	0	L	13-19
12/04	Steelers	P	0	0	0.0	0	0	0	0	0.0	0	0	L	16-19
12/18	at Saints	P	0	0	0.0	0	0	2	10	5.0	5	0	L	18-21
12/24	at Ravens	P	3	16	5.3	13	0	2	14	7.0	7	0	L	9-17
01/01	Cardinals	P	1	-2	-2.0	-2	0	1	2	2.0	2	0	W	20-19
01/08	Buccaneers	P	4	12	3.0	14	0	0	0	0.0	0	0	W	30-17
<b>2022 TOTALS</b>		<b>17-3</b>	<b>22</b>	<b>109</b>	<b>5.0</b>	<b>21</b>	<b>1</b>	<b>13</b>	<b>61</b>	<b>4.7</b>	<b>10</b>	<b>0</b>	<b>7-10</b>	

+ - Overtime

## AVERY WILLIAMS' 2021 GXG REGULAR-SEASON STATISTICS (FALCONS)

DATE	OPPONENT	P/S	RUSHING					RECEIVING					W/L	SCORE
			NO.	YDS.	AVG.	LG	TD	NO.	YDS.	AVG.	LG	TD		
09/12	Eagles	P	0	0	0.0	0	0	0	0	0.0	0	0	L	6-32
09/19	at Buccaneers	P	0	0	0.0	0	0	0	0	0.0	0	0	L	25-48
09/26	at Giants	P	0	0	0.0	0	0	0	0	0.0	0	0	W	17-14
10/03	Football Team	P	0	0	0.0	0	0	0	0	0.0	0	0	L	30-34
10/10	Jets		ON INACTIVE LIST									W	27-20	
10/24	at Dolphins		ON INACTIVE LIST									W	30-28	
10/31	Panthers	P	0	0	0.0	0	0	0	0	0.0	0	0	L	13-19
11/07	at Saints	P	0	0	0.0	0	0	0	0	0.0	0	0	W	27-25
11/14	at Cowboys	S	0	0	0.0	0	0	0	0	0.0	0	0	L	3-43
11/18	Patriots	P	0	0	0.0	0	0	0	0	0.0	0	0	L	0-25
11/28	at Jaguars	P	0	0	0.0	0	0	0	0	0.0	0	0	W	21-14
12/05	Buccaneers	P	0	0	0.0	0	0	0	0	0.0	0	0	L	17-30
12/12	at Panthers	P	0	0	0.0	0	0	0	0	0.0	0	0	W	29-21
12/19	at 49ers	P	0	0	0.0	0	0	0	0	0.0	0	0	L	13-31
12/26	Lions	P	0	0	0.0	0	0	0	0	0.0	0	0	W	20-16
01/02	at Bills	P	0	0	0.0	0	0	0	0	0.0	0	0	L	15-29
01/09	Saints	P	0	0	0.0	0	0	0	0	0.0	0	0	L	20-30
<b>2021 TOTALS</b>	<b>15-1</b>		<b>0</b>	<b>0</b>	<b>0.0</b>	<b>0</b>	<b>0</b>	<b>0</b>	<b>0</b>	<b>0.0</b>	<b>0</b>	<b>0</b>	<b>7-10</b>	

## AVERY WILLIAMS' 2021 GXG REGULAR-SEASON STATISTICS (FALCONS)

DATE	OPPONENT	P/S	KICKOFF RETURNS					PUNT RETURNS					W/L	SCORE	
			RET	YDS	AVG	LG	TD	NO	FC	YDS	AVG	LG			TD
09/12	Eagles	P	1	4	4.0	4	0	2	0	11	5.5	7	0	L	6-32
09/19	at Buccaneers	P	4	59	14.8	19	0	2	1	11	5.5	6	0	L	25-48
09/26	at Giants	P	0	0	0.0	0	0	3	0	24	8.0	15	0	W	17-14
10/03	Football Team	P	0	0	0.0	0	0	2	0	6	3.0	4	0	L	30-34
10/10	Jets		ON INACTIVE LIST									W	27-20		
10/24	at Dolphins		ON INACTIVE LIST									W	30-28		
10/31	Panthers	P	0	0	0.0	0	0	2	2	21	10.5	13	0	L	13-19
11/07	at Saints	P	0	0	0.0	0	0	0	1	0	0.0	0	0	W	27-25
11/14	at Cowboys	S	0	0	0.0	0	0	3	1	11	3.7	6	0	L	3-43
11/18	Patriots	P	5	102	20.4	27	0	1	2	11	11.0	11	0	L	0-25
11/28	at Jaguars	P	4	91	22.8	26	0	1	1	3	3.0	3	0	W	21-14
12/05	Buccaneers	P	1	30	30.0	30	0	1	1	7	7.0	7	0	L	17-30
12/12	at Panthers	P	1	38	38.0	38	0	0	1	0	0.0	0	0	W	29-21
12/19	at 49ers	P	3	79	26.3	33	0	1	1	23	23.0	23	0	L	13-31
12/26	Lions	P	0	0	0.0	0	0	1	1	13	13.0	13	0	W	20-16
01/02	at Bills	P	1	2	2.0	2	0	0	0	0	0.0	0	0	L	15-29
01/09	Saints	P	3	85	28.3	36	0	1	0	12	12.0	12	0	L	20-30
<b>2021 TOTALS</b>	<b>15-1</b>		<b>23</b>	<b>490</b>	<b>21.3</b>	<b>38</b>	<b>0</b>	<b>20</b>	<b>12</b>	<b>153</b>	<b>7.7</b>	<b>23</b>	<b>0</b>	<b>7-10</b>	



# CHARLIE WOERNER

ACTIVE / TIGHT END

# 89



**Height:** 6-5

**DOB:** 10/16/1997 (age-26)

**Experience:** 5 Yrs

**With Falcons:** 1 Yr

**Hometown:** Tiger, Ga.

**Weight:** 241 lbs

**School:** Georgia

**Acquired:** FA-'24

**Pronunciation:** WER-ner

## CAREER

- » Has appeared in 65 regular-season games (seven starts) and has caught 11 passes for 120 yards (10.9 avg.) over four seasons (2020-23) for the 49ers. Has also seen action in six postseason games, making one start.
- » In 2023, played in 17 games (two starts), recording three receptions for 32 yards (10.7 avg.).
- » Saw action in all 17 games (two starts) in 2022. Also appeared in all three postseason games and added two tackles on special teams.
- » In 2021, appeared in 17 games (three starts) and caught five passes for 52 yards (10.4 avg.), in addition to eight tackles on special teams. Saw action in all three postseason games (one start).
- » Played in 14 games as a rookie in 2020, totaling three receptions for 36 yards (12.0 avg.).

- » Named to the First-Year SEC Academic Honor Roll.
- » As a senior in 2019, started all 14 games and recorded nine receptions for 78 yards and one touchdown.
- » Played in all 14 games (two starts) as a junior in 2018, tallying 11 receptions for 148 yards.
- » Appeared in 14 games (one start) in 2017 as a sophomore and caught nine passes for 100 yards.
- » As a freshman in 2016, saw action in 12 games (two starts) and recorded five receptions for 50 yards.

## PERSONAL

- » Attended Rabun County High School in Tiger, Ga.
- » Finished his prep career with 150 receptions for 2,696 receiving yards.
- » Named to the Atlanta Journal-Constitution Super 11 in 2015.
- » Named Class AA Defensive Player of the Year and AA All-State at defensive back in 2015.
- » Caught 57 passes and 15 touchdowns as a senior in 2015.
- » He and his wife, Sydney, have one son, Henry.
- » Earned his bachelor's degree in agribusiness. Son of Kent and Kathie Woerner.

## COLLEGE

- » Played four seasons (2016-19) at Georgia in Athens, Ga.
- » Appeared in 54 games (19 starts) and registered 34 receptions for 376 yards (11.1 avg.) and one receiving touchdown.
- » Named to the SEC Football Leadership Council.

## TRANSACTIONS

- » Selected by the San Francisco 49ers in the sixth round (190<sup>th</sup> overall) of the 2020 NFL Draft.
- » Signed by the Atlanta Falcons on March 13, 2024.

## REGULAR SEASON COMPARISON: RECEIVING - BALTIMORE RAVENS

DATE	OPP	W/L	GP/GS	REC	YDS.	AVG.	TD	LG	TGTS	YAC
12/25/23	SF vs. BLT	L	P	0	0	0	0	0	0	0
<b>TOTALS</b>		0/1	1/0	0	0	0	0	0	0	0

## CHARLIE WOERNER'S NFL REGULAR SEASON RUSHING/RECEIVING STATISTICS

DATE	TEAM	GP	GS	RECEIVING					RUSHING				
				NO.	YDS.	AVG.	LG	TD	NO.	YDS.	AVG.	LG	TD
2023	49ers	17	2	3	32	10.7	20	0	0	0	0.0	0	0
2022	49ers	17	2	0	0	0.0	0	0	0	0	0.0	0	0
2021	49ers	17	3	5	52	10.4	27	0	0	0	0.0	0	0
2020	49ers	14	0	3	36	12.0	18	0	0	0	0.0	0	0
<b>NFL TOTALS</b>		<b>65</b>	<b>7</b>	<b>11</b>	<b>120</b>	<b>10.9</b>	<b>27</b>	<b>0</b>	<b>0</b>	<b>0</b>	<b>0.0</b>	<b>0</b>	<b>0</b>

## CHARLIE WOERNER'S NFL POSTSEASON RUSHING/RECEIVING STATISTICS

DATE	TEAM	RECEIVING					RUSHING						
		GP	GS	NO.	YDS.	AVG.	LG	TD	NO.	YDS.	AVG.	LG	TD
2023	49ers	3	0	0	0	0.0	0	0	0	0	0.0	0	0
2022	49ers	3	0	0	0	0.0	0	0	0	0	0.0	0	0
2021	49ers	3	1	0	0	0.0	0	0	0	0	0.0	0	0
<b>NFL TOTALS</b>		<b>9</b>	<b>1</b>	<b>0</b>	<b>0</b>	<b>0.0</b>	<b>0</b>	<b>0</b>	<b>0</b>	<b>0</b>	<b>0.0</b>	<b>0</b>	<b>0</b>

## CHARLIE WOERNER'S NFL REGULAR SEASON RETURN STATISTICS

DATE	TEAM	KICKOFF RETURNS					PUNT RETURNS					
		RET.	YDS.	AVG.	LG	TD	NO.	FC	YDS.	AVG.	LG	TD
2023	49ers	0	0	0.0	0	0	0	0	0	0.0	0	0
2022	49ers	0	0	0.0	0	0	0	0	0	0.0	0	0
2021	49ers	0	0	0.0	0	0	0	0	0	0.0	0	0
2020	49ers	0	0	0.0	0	0	0	0	0	0.0	0	0
<b>NFL TOTALS</b>		<b>0</b>	<b>0</b>	<b>0.0</b>	<b>0</b>	<b>0</b>	<b>0</b>	<b>0</b>	<b>0</b>	<b>0.0</b>	<b>0</b>	<b>0</b>

## CHARLIE WOERNER'S NFL POSTSEASON RETURN STATISTICS

DATE	TEAM	KICKOFF RETURNS					PUNT RETURNS					
		RET.	YDS.	AVG.	LG	TD	NO.	FC	YDS.	AVG.	LG	TD
2023	49ers	0	0	0.0	0	0	0	0	0	0.0	0	0
2022	49ers	0	0	0.0	0	0	0	0	0	0.0	0	0
2021	49ers	0	0	0.0	0	0	0	0	0	0.0	0	0
<b>NFL TOTALS</b>		<b>0</b>	<b>0</b>	<b>0.0</b>	<b>0</b>	<b>0</b>	<b>0</b>	<b>0</b>	<b>0</b>	<b>0.0</b>	<b>0</b>	<b>0</b>

### CHARLIE WOERNER'S SINGLE-GAME HIGHS: RECEIVING

<b>Receptions</b>	2 vs. Indianapolis Colts, Oct 24, 2021 2 vs. Buffalo Bills, Dec 07, 2020 1 vs. Los Angeles Rams, Jan 07, 2024 ...6 more at 1.	<b>All-Purpose Yards</b>	33 vs. Buffalo Bills, Dec 07, 2020 30 vs. Indianapolis Colts, Oct 24, 2021 20 vs. Los Angeles Rams, Jan 07, 2024
<b>Receiving Yards</b>	33 vs. Buffalo Bills, Dec 07, 2020 30 vs. Indianapolis Colts, Oct 24, 2021 20 vs. Los Angeles Rams, Jan 07, 2024	<b>Special Teams Tackles</b>	2 at Philadelphia Eagles, Dec 03, 2023 2 at Cleveland Browns, Oct 15, 2023 ...4 more at 2.
<b>Longest Receptions</b>	27 vs. Indianapolis Colts, Oct 24, 2021 20 vs. Los Angeles Rams, Jan 07, 2024 18 vs. Buffalo Bills, Dec 07, 2020		

### CHARLIE WOERNER'S SINGLE-GAME HIGHS - POSTSEASON: RUSHING/RECEIVING

<b>Special Teams Tackles</b>	2 vs. Seattle Seahawks, Jan 14, 2023 1 at Kansas City Chiefs, Feb 11, 2024 1 vs. Detroit Lions, Jan 28, 2024
------------------------------	--

### CHARLIE WOERNER'S 2023 GXG REGULAR-SEASON STATISTICS (49ERS)

DATE	OPPONENT	P/S	RECEIVING					RUSHING					W/L	SCORE
			NO.	YDS.	AVG.	LG	TD	NO.	YDS.	AVG.	LG	TD		
09/10	at Steelers	P	0	0	0.0	0	0	0	0	0.0	0	0	W	30-7
09/17	at Rams	P	0	0	0.0	0	0	0	0	0.0	0	0	W	30-23
09/21	Giants	P	0	0	0.0	0	0	0	0	0.0	0	0	W	30-12
10/01	Cardinals	P	0	0	0.0	0	0	0	0	0.0	0	0	W	35-16
10/08	Cowboys	P	0	0	0.0	0	0	0	0	0.0	0	0	W	42-10
10/15	at Browns	P	0	0	0.0	0	0	0	0	0.0	0	0	L	17-19
10/23	at Vikings	S	0	0	0.0	0	0	0	0	0.0	0	0	L	17-22
10/29	Bengals	P	0	0	0.0	0	0	0	0	0.0	0	0	L	17-31
11/12	at Jaguars	P	0	0	0.0	0	0	0	0	0.0	0	0	W	34-3
11/19	Buccaneers	P	0	0	0.0	0	0	0	0	0.0	0	0	W	27-14
11/23	at Seahawks	P	1	9	9.0	9	0	0	0	0.0	0	0	W	31-13
12/03	at Eagles	P	0	0	0.0	0	0	0	0	0.0	0	0	W	42-19
12/10	Seahawks	P	1	3	3.0	3	0	0	0	0.0	0	0	W	28-16
12/17	at Cardinals	P	0	0	0.0	0	0	0	0	0.0	0	0	W	45-29
12/25	Ravens	P	0	0	0.0	0	0	0	0	0.0	0	0	L	19-33
12/31	at Commanders	P	0	0	0.0	0	0	0	0	0.0	0	0	W	27-10
01/07	Rams	S	1	20	20.0	20	0	0	0	0.0	0	0	L	20-21
2023 TOTALS		17-2	3	32	10.7	20	0	0	0	0.0	0	0	12-5	

### CHARLIE WOERNER'S 2022 GXG REGULAR-SEASON STATISTICS (49ERS)

DATE	OPPONENT	P/S	RECEIVING					RUSHING					W/L	SCORE	
			NO.	YDS.	AVG.	LG	TD	NO.	YDS.	AVG.	LG	TD			
09/11	at Bears	P	0	0	0.0	0	0	0	0	0.0	0	0	L	10-19	
09/18	Seahawks	P	0	0	0.0	0	0	0	0	0.0	0	0	W	27-7	
09/25	at Broncos	P	0	0	0.0	0	0	0	0	0.0	0	0	L	10-11	
10/03	Rams	P	0	0	0.0	0	0	0	0	0.0	0	0	W	24-9	
10/09	at Panthers	S	0	0	0.0	0	0	0	0	0.0	0	0	W	37-15	
10/16	at Falcons	P	0	0	0.0	0	0	0	0	0.0	0	0	L	14-28	
10/23	Chiefs	S	0	0	0.0	0	0	0	0	0.0	0	0	L	23-44	
10/30	at Rams	P	0	0	0.0	0	0	0	0	0.0	0	0	W	31-14	
11/13	Chargers	P	0	0	0.0	0	0	0	0	0.0	0	0	W	22-16	
11/21	at Cardinals	P	0	0	0.0	0	0	0	0	0.0	0	0	W	38-10	
11/27	Saints	P	0	0	0.0	0	0	0	0	0.0	0	0	W	13-0	
12/04	Dolphins	P	0	0	0.0	0	0	0	0	0.0	0	0	W	33-17	
12/11	Buccaneers	P	0	0	0.0	0	0	0	0	0.0	0	0	W	35-7	
12/15	at Seahawks	P	0	0	0.0	0	0	0	0	0.0	0	0	W	21-13	
12/24	Commanders	P	0	0	0.0	0	0	0	0	0.0	0	0	W	37-20	
01/01	at Raiders	P	0	0	0.0	0	0	0	0	0.0	0	0	W	37-34+	
01/08	Cardinals	P	0	0	0.0	0	0	0	0	0.0	0	0	W	38-13	
2022 TOTALS		17-2	0	0	0.0	0	0	0	0	0	0.0	0	0	13-4	

+ - Overtime

### CHARLIE WOERNER'S 2021 GXG REGULAR-SEASON STATISTICS (49ERS)

DATE	OPPONENT	P/S	RECEIVING					RUSHING					W/L	SCORE
			NO.	YDS.	AVG.	LG	TD	NO.	YDS.	AVG.	LG	TD		
09/12	at Lions	P	0	0	0.0	0	0	0	0	0.0	0	0	W	41-33
09/19	at Eagles	P	0	0	0.0	0	0	0	0	0.0	0	0	W	17-11
09/26	Packers	P	0	0	0.0	0	0	0	0	0.0	0	0	L	28-30
10/03	Seahawks	P	0	0	0.0	0	0	0	0	0.0	0	0	L	21-28
10/10	at Cardinals	P	1	4	4.0	4	0	0	0	0.0	0	0	L	10-17
10/24	Colts	S	2	30	15.0	27	0	0	0	0.0	0	0	L	18-30
10/31	at Bears	S	1	7	7.0	7	0	0	0	0.0	0	0	W	33-22
11/07	Cardinals	P	0	0	0.0	0	0	0	0	0.0	0	0	L	17-31
11/15	Rams	P	0	0	0.0	0	0	0	0	0.0	0	0	W	31-10
11/21	at Jaguars	P	0	0	0.0	0	0	0	0	0.0	0	0	W	30-10
11/28	Vikings	P	1	11	11.0	11	0	0	0	0.0	0	0	W	34-26
12/05	at Seahawks	P	0	0	0.0	0	0	0	0	0.0	0	0	L	23-30
12/12	at Bengals	P	0	0	0.0	0	0	0	0	0.0	0	0	W	26-23+
12/19	Falcons	S	0	0	0.0	0	0	0	0	0.0	0	0	W	31-13
12/23	at Titans	P	0	0	0.0	0	0	0	0	0.0	0	0	L	17-20
01/02	Texans	P	0	0	0.0	0	0	0	0	0.0	0	0	W	23-7
01/09	at Rams	P	0	0	0.0	0	0	0	0	0.0	0	0	W	27-24+
<b>2021 TOTALS</b>		<b>17-3</b>	<b>5</b>	<b>52</b>	<b>10.4</b>	<b>27</b>	<b>0</b>	<b>0</b>	<b>0</b>	<b>0.0</b>	<b>0</b>	<b>0</b>	<b>10-7</b>	

+ - Overtime

### CHARLIE WOERNER'S 2023 GXG POSTSEASON STATISTICS (49ERS)

DATE	OPPONENT	P/S	RECEIVING					RUSHING					W/L	SCORE
			NO.	YDS.	AVG.	LG	TD	NO.	YDS.	AVG.	LG	TD		
01/20	Packers	P	0	0	0.0	0	0	0	0	0.0	0	0	W	24-21
01/28	Lions	P	0	0	0.0	0	0	0	0	0.0	0	0	W	34-31
02/11	at Chiefs	P	0	0	0.0	0	0	0	0	0.0	0	0	L	22-25+
<b>2023 TOTALS</b>		<b>3-0</b>	<b>0</b>	<b>0</b>	<b>0.0</b>	<b>0</b>	<b>0</b>	<b>0</b>	<b>0</b>	<b>0.0</b>	<b>0</b>	<b>0</b>	<b>2-1</b>	

+ - Overtime

### CHARLIE WOERNER'S 2022 GXG POSTSEASON STATISTICS (49ERS)

DATE	OPPONENT	P/S	RECEIVING					RUSHING					W/L	SCORE
			NO.	YDS.	AVG.	LG	TD	NO.	YDS.	AVG.	LG	TD		
01/14	Seahawks	P	0	0	0.0	0	0	0	0	0.0	0	0	W	41-23
01/22	Cowboys	P	0	0	0.0	0	0	0	0	0.0	0	0	W	19-12
01/29	at Eagles	P	0	0	0.0	0	0	0	0	0.0	0	0	L	7-31
<b>2022 TOTALS</b>		<b>3-0</b>	<b>0</b>	<b>0</b>	<b>0.0</b>	<b>0</b>	<b>0</b>	<b>0</b>	<b>0</b>	<b>0.0</b>	<b>0</b>	<b>0</b>	<b>2-1</b>	

### CHARLIE WOERNER'S 2021 GXG POSTSEASON STATISTICS (49ERS)

DATE	OPPONENT	P/S	RECEIVING					RUSHING					W/L	SCORE
			NO.	YDS.	AVG.	LG	TD	NO.	YDS.	AVG.	LG	TD		
01/16	at Cowboys	P	0	0	0.0	0	0	0	0	0.0	0	0	W	23-17
01/22	at Packers	P	0	0	0.0	0	0	0	0	0.0	0	0	W	13-10
01/30	at Rams	S	0	0	0.0	0	0	0	0	0.0	0	0	L	17-20
<b>2021 TOTALS</b>		<b>3-1</b>	<b>0</b>	<b>0</b>	<b>0.0</b>	<b>0</b>	<b>0</b>	<b>0</b>	<b>0</b>	<b>0.0</b>	<b>0</b>	<b>0</b>	<b>2-1</b>	



# BRANDON DORLUS

ACTIVE / DEFENSIVE TACKLE

# 54



**Height:** 6-3

**DOB:** 3/22/2001 (age-23)

**Experience:** Rookie

**With Falcons:** Rookie

**Weight:** 290 lbs

**School:** Oregon

**Acquired:** D4-'24

**Hometown:** Fort Lauderdale, Fla.

## COLLEGE

- » Played five seasons (2019-23) at the University of Oregon in Eugene, Ore.
- » Played in 57 games, totaling 106 tackles (58 solo), 27 tackles for loss, 13 passes defended, 12 sacks and one fumble recovery.
- » In 2023, he played in all 14 games for the Ducks as a senior, leading the team with a career high five sacks, while adding 25 tackles (14 solo), eight passes defended, seven tackles for loss and one fumble recovery.
- » Named first-team All-Pac-12 in 2023.
- » As a junior in 2022, he played in 13 games and totaled a career-high 39 tackles (19 solo) and 10 tackles for loss, in addition to 2.5 sacks and two passes defended.
- » Named first-team Pac-12 All-Conference in 2020-21.
- » In 2021, he recorded 25 tackles (14 solo), seven tackles for loss, 2.5 sacks and two passes defended in 14 games as a sophomore.


- » Played in seven games in 2020 and registered 12 tackles (seven solo), two tackles for loss, one sack and one pass defense as a sophomore.
- » As a true freshman in 2019, he appeared in nine games and tallied five tackles (four solo), two tackles for loss and one sack.

## PERSONAL

- » Attended Deerfield Ridge (Fla.) High School as a junior and senior after spending his freshman and sophomore years at Calvary Christian (Ga.) High School.
- » As a senior, earned first-team All-Broward County honors after helping lead Deerfield Beach to a 12-2 record, a District 8-A 11 championship and a spot in the 8A FHSAA Football semifinals.
- » Finished his senior season with 74 tackles, 27 tackles for loss, 11 sacks, three forced fumbles, three fumble recoveries and an interception, which he returned for a touchdown.

## TRANSACTIONS

- » Selected by the Atlanta Falcons in the fourth round (109th overall) of the 2024 NFL Draft.



# JOHN FITZPATRICK

ACTIVE / TIGHT END

# 87



**Height:** 6-7  
**DOB:** 3/9/2000 (age-24)  
**Experience:** 2 Yrs  
**With Falcons:** 2 Yrs

**Weight:** 255 lbs  
**School:** Georgia  
**Acquired:** D6 '22  
**Hometown:** Atlanta, Ga.

## CAREER

- » Appeared in eight games, recording one reception for 12 yards in 2023.
- » Spent the 2022 season on the Falcons Reserve/Injured List.

offense in 2021.

- » Posted six catches for 83 yards last year and played through injuries to help Georgia to a 13-1 record and a national title.

## COLLEGE

- » Played three seasons (2019-21) at the University of Georgia after redshirting in 2018.
- » Appeared in 38 games (13 starts) for the Bulldogs.
- » Recorded 17 receptions for 200 yards (11.8 avg.) and one touchdown.
- » Primarily used as an inline, blocking tight end, was a key part of a Bulldogs offense that averaged 443.1 yards of total offense per game, 191.2 rushing yards per game, and ranked ninth in the nation in scoring

## PERSONAL

- » Attended Marist School in Brookhaven, Ga.
- » Earned first-team all-state honors as a senior in 2017, leading Marist to a 14-1 record.
- » Recorded 29 catches for 400 yards and three touchdowns on offense and tallied 29 tackles and 3.0 sacks as a defensive end.
- » High school teammates with Baltimore's Kyle Hamilton.
- » Also lettered in basketball and soccer.
- » Graduated with a degree in real estate from Georgia.

## IN THE COMMUNITY

### GIVING BACK

- » Volunteered by serving lunch and packing meals for families at Crossroads Community Ministries.
- » Visited and spent time with patients at Children's Healthcare of Atlanta-Scottish Rite.
- » Participated in Hometown Huddle where the entire team volunteered and cleaned Anderson Park in Atlanta.
- » Participated in a physical education class with students at Eagle Ranch.
- » Attended Fishing with the Falcons Boat Day, where players spends time fishing with military veterans.
- » Participated in the Fishing with the Falcons Captains Dinner.

## TRANSACTIONS

- » Originally selected by the Atlanta Falcons in the sixth round (213th overall) of the 2022 NFL Draft.

## JOHN FITZPATRICK'S NFL REGULAR SEASON RUSHING/RECEIVING STATISTICS

DATE	TEAM	RECEIVING							RUSHING				
		GP	GS	NO.	YDS.	AVG.	LG	TD	NO.	YDS.	AVG.	LG	TD
2023	Falcons	9	0	1	12	12.0	12	0	0	0	0.0	0	0
2022	Falcons	0	0	0	0	0.0	0	0	0	0	0.0	0	0
NFL TOTALS		9	0	1	12	12.0	12	0	0	0	0.0	0	0



## JOHN FITZPATRICK'S NFL REGULAR SEASON RETURN STATISTICS

DATE	TEAM	KICKOFF RETURNS					PUNT RETURNS					
		RET.	YDS.	AVG.	LG	TD	NO.	FC	YDS.	AVG.	LG	TD
2023	Falcons	0	0	0.0	0	0	0	0	0	0.0	0	0
2022	Falcons	0	0	0.0	0	0	0	0	0	0.0	0	0
NFL TOTALS		0	0	0.0	0	0	0	0	0	0.0	0	0

### JOHN FITZPATRICK'S SINGLE-GAME HIGHS: RECEIVING

**Receptions** 1 at New Orleans Saints, Jan 07, 2024     **All-Purpose Yards** 12 at New Orleans Saints, Jan 07, 2024  
**Receiving Yards** 12 at New Orleans Saints, Jan 07, 2024     **Special Teams Tackles** 2 at Tennessee Titans, Oct 29, 2023  
**Longest Receptions** 12 at New Orleans Saints, Jan 07, 2024     1 at Detroit Lions, Sep 24, 2023  
**Miscellaneous Tackles** 1 at New Orleans Saints, Jan 07, 2024

## JOHN FITZPATRICK'S 2023 6XG REGULAR-SEASON STATISTICS (FALCONS)

DATE	OPPONENT	P/S	RECEIVING					RUSHING					W/L	SCORE
			NO.	YDS.	AVG.	LG	TD	NO.	YDS.	AVG.	LG	TD		
09/10	Panthers		ON INACTIVE LIST										W	24-10
09/17	Packers	P	0	0	0.0	0	0	0	0	0.0	0	0	W	25-24
09/24	at Lions	P	0	0	0.0	0	0	0	0	0.0	0	0	L	6-20
10/01	at Jaguars	P	0	0	0.0	0	0	0	0	0.0	0	0	L	7-23
10/08	Texans	P	0	0	0.0	0	0	0	0	0.0	0	0	W	21-19
10/15	Commanders		ON INACTIVE LIST										L	16-24
10/22	at Buccaneers		ON INACTIVE LIST										W	16-13
10/29	at Titans	P	0	0	0.0	0	0	0	0	0.0	0	0	L	23-28
11/05	Vikings	P	0	0	0.0	0	0	0	0	0.0	0	0	L	28-31
11/12	at Cardinals	P	0	0	0.0	0	0	0	0	0.0	0	0	L	23-25
11/26	Saints		ON INACTIVE LIST										W	24-15
12/03	at Jets		ON INACTIVE LIST										W	13-8
12/10	Buccaneers	P	0	0	0.0	0	0	0	0	0.0	0	0	L	25-29
12/17	at Panthers		ON INACTIVE LIST										L	7-9
12/24	Colts		ON INACTIVE LIST										W	29-10
12/31	at Bears		ON INACTIVE LIST										L	17-37
01/07	at Saints	P	1	12	12.0	12	0	0	0	0.0	0	0	L	17-48
2023 TOTALS		9-0	1	12	12.0	12	0	0	0	0.0	0	0	7-10	

## JOHN FITZPATRICK'S 2022 6XG REGULAR-SEASON STATISTICS (FALCONS)

DATE	OPPONENT	P/S	RECEIVING					RUSHING					W/L	SCORE
			NO.	YDS.	AVG.	LG	TD	NO.	YDS.	AVG.	LG	TD		
09/11	Saints		INJURED RESERVE										L	26-27
09/18	at Rams		INJURED RESERVE										L	27-31
09/25	at Seahawks		INJURED RESERVE										W	27-23
10/02	Browns		INJURED RESERVE										W	23-20
10/09	at Buccaneers		INJURED RESERVE										L	15-21
10/16	49ers		INJURED RESERVE										W	28-14
10/23	at Bengals		INJURED RESERVE										L	17-35
10/30	Panthers		INJURED RESERVE										W	37-34+
11/06	Chargers		INJURED RESERVE										L	17-20
11/10	at Panthers		INJURED RESERVE										L	15-25
11/20	Bears		INJURED RESERVE										W	27-24
11/27	at Commanders		INJURED RESERVE										L	13-19
12/04	Steelers		INJURED RESERVE										L	16-19
12/18	at Saints		INJURED RESERVE										L	18-21
12/24	at Ravens		INJURED RESERVE										L	9-17
01/01	Cardinals		INJURED RESERVE										W	20-19
01/08	Buccaneers		INJURED RESERVE										W	30-17
2022 TOTALS		0-0	0	0	0.0	0	0	0	0	0.0	0	0	7-10	

+ - Overtime



# ZION LOGUE

ACTIVE / DEFENSIVE TACKLE

# 59



**Height:** 6-6

**DOB:** 7/13/2002 (age-21)

**Experience:** Rookie

**With Falcons:** Rookie

**Weight:** 314 lbs

**School:** Georgia

**Acquired:** D6c-24

**Hometown:** Lebanon, Tenn.

## COLLEGE

- » Played five seasons (2019-23) at the University of Georgia in Athens, Ga.
- » Logue played in 50 games for the Bulldogs, totaling 52 tackles (28 solo), five tackles for loss, three passes defended, 1.5 sacks, one forced fumble and one fumble recovery.
- » In 2023, he played in all 14 games and recorded career highs in tackles (17), tackles for loss (3) and passes defended (2), in addition to a half sack.
- » Appeared in 14 games in 2022, notching 16 tackles (10 solo), one pass defense, one forced fumble and one fumble recovery.
- » Played in all 15 games in 2021, registering 11 tackles (six solo), one tackle for loss and one sack.
- » In 2020, appeared in five games and recorded eight

tackles (three solo) and one tackle for loss.

- » Saw action in two games in 2019.

## PERSONAL

- » Attended Lebanon (Ohio) High School.
  - » Helped lead Lebanon to its best season since 2004 with an 8-3 record and a trip to the 2018 TSSAA Division I Class 6A Playoffs as a senior.
  - » As a senior, he tallied 57 tackles, six tackles for loss, one interception and one forced fumble in addition to one 19-yard touchdown reception on offense.
  - » Recipient of the Drake Family Football Scholarship and the Richard Young Football Scholarship.
- Son of Shelay Alexander-Wright.
- » Majored in communication studies and sociology.

## TRANSACTIONS

- » Selected by the Atlanta Falcons in the sixth round (197th overall) of the 2024 NFL Draft.



# JASE McCLELLAN

ACTIVE / RUNNING BACK

# 30



**Height:** 5-11

**DOB:** 6/25/2002 (age-22)

**Experience:** Rookie

**With Falcons:** Rookie

**Weight:** 212 lbs

**School:** Alabama

**Acquired:** D6a-24

**Hometown:** Aledo, Texas

## COLLEGE

- » Played four seasons (2020-23) at the University of Alabama in Tuscaloosa, Ala.
- » Appeared in 44 games for the Tide, tallying 255 carries for 1,981 rushing yards (5.6 avg.) and 18 rushing touchdowns in addition to 40 catches for 409 yards (10.2 avg.) and six receiving touchdowns
- » Named to the Earl Campbell Tyler Rose Honor Roll (2023).
- » As a senior in 2023, he led the team with a career-best 180 carries and 890 yards (4.9 avg.) with eight rushing touchdowns in 13 games prior to suffering an injury before the last game. Also added 15 catches for 137 yards (9.1 avg.).
- » In 2022, he played in 13 games and posted 112 rushes for 655 rushing yards (5.8 avg.) and seven rushing touchdowns in addition to 14 receptions for 174 receiving yards (12.4 avg.) and three receiving touchdowns as a junior.
- » As a sophomore in 2021, he appeared in five games and totaled 40 carries for 191 rushing yards (4.8 avg.) and one rushing touchdown in addition to 10 catches for 97 yards (9.7 avg.) and three receiving touchdowns before suffering a season-ending injury.
- » As a true freshman in 2020, he saw action in 12 games and posted 245 yards on the ground on 23 carries (10.7

avg.) and two rushing touchdowns. Also added one reception for one yards (1.0 avg.).

## PERSONAL

- » Attended Aledo High School in Aledo, Texas.
- » Finished his prep career with 6,468 yards on 842 carries and 122 touchdowns while catching 28 passes for 429 yards and three receiving touchdowns.
- » Selected to play in the Under Armour All-American Game.
- » Named a Class 5A All-State selection (2018) and MaxPreps All-Freshman Team National Player of the Year (2016).
- » Led his team to the Texas 6A-Division 2 State Championship game in 2019.
- » Rushed for 1,268 yards and 27 touchdowns as a senior.
- » As a junior in 2018, he posted 2,073 yards on the ground and 47 touchdowns.
- » Notched 28 touchdowns while rushing for 1,599 yards on 203 carries as a sophomore in 2017.
- » As a true freshman, he rushed for 1,528 yards and 20 touchdowns.

## TRANSACTIONS

- » Selected by the Atlanta Falcons in the sixth round (186th overall) of the 2024 NFL Draft.



# MICHAEL PENIX JR.

ACTIVE / QUARTERBACK



**Height:** 6-3

**DOB:** 5/8/2000 (age-24)

**Experience:** Rookie

**With Falcons:** Rookie

**Weight:** 215 lbs

**School:** Washington

**Acquired:** D1-24

**Hometown:** Tampa, Fla.

## COLLEGE

- » Played six seasons of college football at Washington (2022-23) and Indiana (2018-21).
- » Played in 49 games (45 starts), completing 1,067-of-1,685 pass attempts (63.3 percent) for 13,741 yards, 96 touchdowns and 34 interceptions for a 146.6 passer rating for the Huskies and Hoosiers.
- » Started all 15 games in 2023, competing 363-of-555 pass attempts (65.4 percent) for 4,903 yards, 36 touchdowns and 11 interceptions for a 157.1 passer rating for Washington.
- » Earned the Maxwell Award, annually given to the nation's most outstanding player. Named a team captain and finished second in the Heisman Trophy voting, highest ever for a Husky. Set program records in passing yards and passing yards per game for the second year in a row. Led the nation in passing yards en route to All-Pac 12 second-team honors.
- » Led the Huskies to the College Football Playoffs with an undefeated 13-0 record and Pac-12 Championship. Named the Sugar Bowl MVP after completing 29-for-38 for 430 yards and two touchdowns, with 31 rushing yards on three carries in the CFP semi-finals vs. Texas. He ultimately led the Huskies to the CFP Championship Game, falling short to Michigan. Won the Offensive Most Valuable Player Award at the team's postseason awards banquet.
- » Started all 13 games in 2022, competing 362-of-554 pass attempts (65.3 percent) for 4,641 yards, 31 touchdowns and eight interceptions for a 151.3 passer rating for the Huskies.
- » Finished the season as the nation's leading passer with 357 passing yards per game and finished second in total passing yards with 4,641, setting a program record. He also led the Huskies to finish with the No. 1 total offense in the FBS and third in completions per game. He became only the second Husky to finish with more than 4,000 yards in a season.
- » Named the Associated Press Comeback Player of the Year and earned All-Pac 12 second-team honors.
- » Started the five games he played in 2021, competing 87-of-162 pass attempts (53.7 percent) for 939 yards and four touchdowns for a 101.9 passer rating for Indiana.
- » In 2020, he started six games, competing 124-of-220 pass attempts (56.4 percent) for 1,645 yards, 14 touchdowns and four interceptions for a 136.5 passer

## TRANSACTIONS

- » Selected by the Atlanta Falcons in the first round (eighth overall) of the 2024 NFL Draft.

## COLLEGE

- » rating for the Hoosiers.
- » Named a team captain and earned second-team All-Big Ten honors by the coaches and media. Received Indiana's Anthony Thompson Most Valuable Player award.
- » Started all seven games in 2019, competing 110-of-160 pass attempts (68.8 percent) for 1,394 yards, 10 touchdowns and four interceptions for a 157.6 passer rating as a redshirt freshman at Indiana.
- » Led the conference in passing yards, passing yards per game, passing touchdowns, completions, and attempts prior to suffering a season-ending injury.
- » Redshirted as a true freshman, playing in three games, completing 21-of-34 pass attempts (61.8 percent) for 219 yards and one touchdown for a 125.6 passer rating.
- » Earned Big Ten Freshman of the Week honors against Ball State and Michigan State.

## PERSONAL

- » Born in Cookeville, Tenn.
- » Attended Tampa Bay Technical High School in Tampa, Fla.
- » Threw for 61 touchdowns and just six interceptions in 24 games (two seasons) as a starter at Tampa Bay Technical. He also rushed for 16 touchdowns on the ground.
- » As a senior in 2018, he threw for 2,165 yards, 30 touchdowns and five interceptions. He added 449 rushing yards on 37 carries and 10 rushing touchdowns.
- » Named Hillsborough County Player of the Year (2018).
- » In his junior year, he threw for 2,078 yards, 31 touchdowns and just one interception.
- » Named to the Tampa Bay Times All-Hillsborough County Team in 2017.
- » Also played baseball and ran track in high school.
- » Son of Michael Sr. and Takisha Penix.
- » Graduated with a Bachelor's degree in sports marketing and management, sports communications from UW.

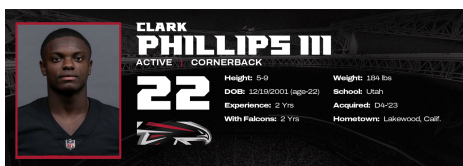
- » Played six seasons of college football at Washington (2022-23) and Indiana (2018-21).

- » Played in 49 games (45 starts), completing 1,067-of-1,685 pass attempts (63.3 percent) for 13,741 yards, 96 touchdowns and 34 interceptions for a 146.6 passer rating for the Huskies and Hoosiers.
- » Started all 15 games in 2023, competing 363-of-555 pass attempts (65.4 percent) for 4,903 yards, 36 touchdowns and 11 interceptions for a 157.1 passer rating for Washington.
- » Earned the Maxwell Award, annually given to the nation's most outstanding player. Named a team captain and finished second in the Heisman Trophy voting, highest ever for a Husky. Set program records in passing yards and passing yards per game for the second year in a row. Led the nation in passing yards en route to All-Pac 12 second-team honors.
- » Led the Huskies to the College Football Playoffs with an undefeated 13-0 record and Pac-12 Championship. Named the Sugar Bowl MVP after completing 29-for-38 for 430 yards and two touchdowns, with 31 rushing yards on three carries in the CFP semi-finals vs. Texas. He ultimately led the Huskies to the CFP Championship Game, falling short to Michigan. Won the Offensive Most Valuable Player Award at the team's postseason awards banquet.
- » Started all 13 games in 2022, competing 362-of-554 pass attempts (65.3 percent) for 4,641 yards, 31 touchdowns and eight interceptions for a 151.3 passer rating for the Huskies.
- » Finished the season as the nation's leading passer with 357 passing yards per game and finished second in total passing yards with 4,641, setting a program record. He also led the Huskies to finish with the No. 1 total offense in the FBS and third in completions per game. He became only the second Husky to finish with more than 4,000 yards in a season.
- » Named the Associated Press Comeback Player of the Year and earned All-Pac 12 second-team honors.
- » Started the five games he played in 2021, competing 87-of-162 pass attempts (53.7 percent) for 939 yards and four touchdowns for a 101.9 passer rating for Indiana.
- » In 2020, he started six games, competing 124-of-220 pass attempts (56.4 percent) for 1,645 yards, 14 touchdowns and four interceptions for a 136.5 passer rating for the Hoosiers.

- » Named a team captain and earned second-team All-Big Ten honors by the coaches and media. Received Indiana's Anthony Thompson Most Valuable Player award.
- » Started all seven games in 2019, competing 110-of-160 pass attempts (68.8 percent) for 1,394 yards, 10 touchdowns and four interceptions for a 157.6 passer rating as a redshirt freshman at Indiana.
- » Led the conference in passing yards, passing yards per game, passing touchdowns, completions, and attempts prior to suffering a season-ending injury.
- » Redshirted as a true freshman, playing in three games, completing 21-of-34 pass attempts (61.8 percent) for 219 yards and one touchdown for a 125.6 passer rating.
- » Earned Big Ten Freshman of the Week honors against Ball State and Michigan State.

## PERSONAL

- » Born in Cookeville, Tenn.
- » Attended Tampa Bay Technical High School in Tampa, Fla.
- » Threw for 61 touchdowns and just six interceptions in 24 games (two seasons) as a starter at Tampa Bay Technical. He also rushed for 16 touchdowns on the ground.
- » As a senior in 2018, he threw for 2,165 yards, 30 touchdowns and five interceptions. He added 449 rushing yards on 37 carries and 10 rushing touchdowns.
- » Named Hillsborough County Player of the Year (2018).
- » In his junior year, he threw for 2,078 yards, 31 touchdowns and just one interception.
- » Named to the Tampa Bay Times All-Hillsborough County Team in 2017.
- » Also played baseball and ran track in high school.
- » Son of Michael Sr. and Takisha Penix.
- » Graduated with a Bachelor's degree in sports marketing and management, sports communications from UW.



## CAREER

Appeared in 11 games (five starts) and totaled 27 tackles (22 solo), five passes defended and one tackle for loss as a rookie in 2023.

## COLLEGE

- ▶ Played three seasons (2020-22) at Utah in Salt Lake City, Utah.
- ▶ Started in 31 games, recording 112 tackles (84 solo), 30 passes defended, nine interceptions, five tackles for loss, two forced fumbles and one fumble recovery.
- ▶ Started all 12 games as a junior in 2022, recording 24 total tackles (16 solo), 12 passes defended, six interceptions, two tackles for loss, two defensive touchdowns and one sack.
- ▶ Named a 2022 Unanimous All-American (AP, first-team; Sporting News, first-team; Walter Camp, first-team; FWAA, first-team; CBS Sports/247 Sports, first-team, The Athletic, first-team).
- ▶ Named 2022 AP Pac-12 Defensive Player of the Year and Pac-12 All-Conference First Team (Coaches and AP).
- ▶ In his sophomore campaign, he posted 63 total tackles (46 solo), 15 passes defended, two interceptions, two forced fumbles, one tackle for loss and one defensive touchdown.
- ▶ Named Pac-12 All-Conference and AP All-Pac-12 second team in 2021.

## TRANSACTIONS

- ▶ Selected by the Atlanta Falcons in the fourth round (113th overall) of the 2023 NFL Draft.

## CLARK PHILLIPS III'S NFL REGULAR SEASON DEFENSIVE STATISTICS

DATE	TEAM	GP	TACKLES							INTERCEPTIONS							FUMBLES					ST				MISC			
			GS	TK	S	A	TFL	YDS	SK	YDS	QBH	NO	YDS	LG	TD	PD	FF	FR	TD	YDS	TK	S	A	FF	FR	S	A		
2023	Falcons	11	5	27	22	5	1	0	0	0	0	0	0	0	0	0	0	0	0	0	0	0	0	0	0	0	0	0	
<b>NFL TOTALS</b>		<b>11</b>	<b>5</b>	<b>27</b>	<b>22</b>	<b>5</b>	<b>1</b>	<b>0</b>	<b>0</b>	<b>0</b>	<b>0</b>	<b>0</b>	<b>0</b>	<b>0</b>	<b>0</b>	<b>0</b>	<b>0</b>	<b>0</b>	<b>0</b>	<b>0</b>	<b>0</b>	<b>0</b>	<b>0</b>	<b>0</b>	<b>0</b>	<b>0</b>	<b>0</b>		

## CLARK PHILLIPS III'S SINGLE-GAME HIGHS: DEFENSIVE

**Total Tackles** 6 at New Orleans Saints, Jan 07, 2024  
5 at Carolina Panthers, Dec 17, 2023  
5 vs. Tampa Bay Buccaneers, Dec 10, 2023  
**Solo Tackles** 5 at New Orleans Saints, Jan 07, 2024  
4 at Carolina Panthers, Dec 17, 2023  
4 at New York Jets, Dec 03, 2023

**Passes Defended** 2 vs. Tampa Bay Buccaneers, Dec 10, 2023  
1 at New Orleans Saints, Jan 07, 2024  
1 vs. Indianapolis Colts, Dec 24, 2023  
...1 more at 1.  
**Tackles For Loss** 1 at New York Jets, Dec 03, 2023

- ▶ Recorded nine career interceptions, including a school-record-tying four returned for touchdowns.
- ▶ As a true freshman in 2020, he recorded 25 total tackles (22 solo), three passes defended, two tackles for loss, one interception, one fumble recovery and one defensive touchdown.


## PERSONAL

- ▶ Born and raised in Lakewood, Calif.
- ▶ Attended La Habra (Calif.) High School.
- ▶ Recorded 28 tackles, four interceptions and seven passes defended his senior year, adding 30 receptions for 435 yards (14.5 avg.) and 19 touchdowns.
- ▶ As a junior, he notched 18 tackles, two interceptions and 10 passes defended along with 54 catches for 1,210 yards (22.4 avg.) and 19 touchdowns.
- ▶ Registered 26 tackles and seven interceptions with 154 return yards and 15 passes defended, adding eight carries for 127 yards with 153 return yards during kick and punt return.
- ▶ Named Freeway League Player of the Year as a junior and two-time all-league, earning first-team as a junior.
- ▶ Named 2019 All-USA first-team defense and 2018 All-USA California Football first-team selection; 2019 Orange County Defensive Player of the Year and three-time first-team all-county.
- ▶ Son of Clark and Lakeisha. Has two sisters and a brother.

## CLARK PHILLIPS III'S 2023 GXG REGULAR-SEASON STATISTICS (FALCONS)

		TACKLES							INTERCEPTIONS				FUMBLES			ST		MIS						
DATE	OPPONENT	P/S	T		YD	TF	YD	QB	N	YD	L	T	P	F	F	T	YD	T	F	F	S	A	W/L	SCORE
			K	S																				
09/10	Panthers	P	0	0	0	0.0	0	0	0	0	0	0	0	0	0	0	0	0	0	0	0	0	W	24-10
09/17	Packers	P	0	0	0	0.0	0	0	0	0	0	0	0	0	0	0	0	0	0	0	0	W	25-24	
09/24	at Lions		ON INACTIVE LIST																				L	6-20
10/01	at Jaguars		ON INACTIVE LIST																				L	7-23
10/08	Texans	P	0	0	0	0.0	0	0	0	0	0	0	0	0	0	0	0	0	0	0	0	W	21-19	
10/15	Commanders		ON INACTIVE LIST																				L	16-24
10/22	at Buccaneers		ON INACTIVE LIST																				W	16-13
10/29	at Titans		ON INACTIVE LIST																				L	23-28
11/05	Vikings	P	0	0	0	0.0	0	0	0	0	0	0	0	0	0	0	0	0	0	0	0	L	28-31	
11/12	at Cardinals	P	1	1	0	0.0	0	0	0	0	0	1	0	0	0	0	0	0	0	0	0	L	23-25	
11/26	Saints		ON INACTIVE LIST																				W	24-15
12/03	at Jets	P	4	4	0	0.0	1	0	0	0	0	0	0	0	0	0	0	0	0	0	0	W	13-8	
12/10	Buccaneers	S	5	3	2	0.0	0	0	0	0	0	2	0	0	0	0	0	0	0	0	0	L	25-29	
12/17	at Panthers	S	5	4	1	0.0	0	0	0	0	0	0	0	0	0	0	0	0	0	0	0	L	7-9	
12/24	Colts	S	3	2	1	0.0	0	0	0	0	1	0	0	0	0	0	0	0	0	0	0	W	29-10	
12/31	at Bears	S	3	3	0	0.0	0	0	0	0	0	0	0	0	0	0	0	0	0	0	0	L	17-37	
01/07	at Saints	S	6	5	1	0.0	0	0	0	0	1	0	0	0	0	0	0	0	0	0	0	L	17-48	
2023 TOTALS		11-5	27	25	0	0.0	1	0	0	0	0	5	0	0	0	0	0	0	0	0	0	7-10		





# DYLAN DRUMMOND

ACTIVE / WIDE RECEIVER

# 15



**Height:** 6-0

**DOB:** 1/17/2000 (age-24)

**Experience:** Rookie

**With Falcons:** 1 Yr

**Weight:** 186 lbs

**School:** Eastern Michigan

**Acquired:** FA-'24

**Hometown:** Cleveland, Ohio

## CAREER

- » Spent time on the Detroit Lions and New York Giants practice squads in 2023.

## COLLEGE

- » Played five seasons (2018-22) at Eastern Michigan in Ypsilanti, Mich.
- » Played in 48 games, recording 183 receptions for 2,208 yards (11.1 avg.) and 14 touchdowns.
- » Started in all 10 games in 2022 and recorded 33 receptions for 525 yards (15.9 avg.) and three touchdowns.
- » In 2021, he started in all 13 games where he notched 64 receptions for 704 yards (11.0 avg.) and a team-high six touchdowns.
- » Started in one of the three games he appeared in and recorded six receptions for 61 yards (10.2 avg.) and one touchdown in 2020.
- » Earned Academic All-MAC honors.
- » Appeared in all 13 games (10 starts) in 2019 where he registered 55 receptions for 493 yards (9.0 avg.) and three touchdowns. He rushed four times for 23 yards (5.8 avg.).
- » Collected Third-Team All-MAC honors and was

## TRANSACTIONS

- » Signed with the Detroit Lions as an undrafted free agent following the 2023 NFL Draft.
  - » Waived by the Lions on Aug. 29, 2023.
  - » Signed by the Lions to the practice squad on Aug. 30, 2023.
  - » Released from the practice squad by the Lions on Nov. 29, 2023.
- Signed by the Giants to the practice squad on Nov. 30, 2023.
- Released from practice squad by the Giants on Jan. 15, 2024
- » Signed by the Atlanta Falcons on May 13, 2024.

selected as a MAC Distinguished Scholar Athlete, earning Academic All-MAC honors.

- » In 2018, he appeared in all 13 games (two starts), where he notched 25 receptions for 245 yards (9.8 avg) and one touchdown.

## PERSONAL

- » Born in Cleveland, Ohio.
- » Attended Cuyahoga Heights (Ohio) High School.
- » Finished his high school career with four school records in receiving yards (1,051), receptions (190), touchdowns (41) and defensive touchdowns (four).
- » Set single-season career highs in receptions (61), receiving yards (1,051), and touchdown receptions (18).
- » Established school records with the longest punt return for a touchdown (83 yards) and most touchdown receptions in a game (four).
- » Earned First Team Division VI All-Ohio honors by the Associated Press in both 2016 and 2017.
- » Son of Wayne and Trish Drummond.
- » Has three sisters, Jordan, Brooke, and Bryaune.
- » Majored in business at Eastern Michigan.

## DYLAN DRUMMOND'S NFL REGULAR SEASON RUSHING/RECEIVING STATISTICS

DATE	TEAM	RECEIVING								RUSHING				
		GP	GS	NO.	YDS.	AVG.	LG	TD	NO.	YDS.	AVG.	LG	TD	
2023	Giants	0	0	0	0	0.0	0	0	0	0	0.0	0	0	
Went from Detroit to N.Y. Giants.														
2023	Lions	1	0	0	0	0.0	0	0	0	0	0.0	0	0	
2023	<b>TOTAL</b>	<b>1</b>	<b>0</b>	<b>0</b>	<b>0</b>	<b>0.0</b>	<b>0</b>	<b>0</b>	<b>0</b>	<b>0</b>	<b>0.0</b>	<b>0</b>	<b>0</b>	
<b>NFL TOTALS</b>		<b>1</b>	<b>0</b>	<b>0</b>	<b>0</b>	<b>0.0</b>	<b>0</b>	<b>0</b>	<b>0</b>	<b>0</b>	<b>0.0</b>	<b>0</b>	<b>0</b>	




## DYLAN DRUMMOND'S NFL REGULAR SEASON RETURN STATISTICS

KICKOFF RETURNS							PUNT RETURNS					
DATE	TEAM	RET.	YDS.	AVG.	LG	TD	NO.	FC	YDS.	AVG.	LG	TD
2023	Giants	0	0	0.0	0	0	0	0	0	0.0	0	0
Went from <b>Detroit</b> to <b>N.Y. Giants</b> .												
2023	Lions	0	0	0.0	0	0	0	0	0	0.0	0	0
2023	<b>TOTAL</b>	<b>0</b>	<b>0</b>	<b>0.0</b>	<b>0</b>	<b>0</b>	<b>0</b>	<b>0</b>	<b>0</b>	<b>0.0</b>	<b>0</b>	<b>0</b>
<b>NFL TOTALS</b>		<b>0</b>	<b>0</b>	<b>0.0</b>	<b>0</b>	<b>0</b>	<b>0</b>	<b>0</b>	<b>0</b>	<b>0.0</b>	<b>0</b>	<b>0</b>

## DYLAN DRUMMOND'S 2023 GXG REGULAR-SEASON STATISTICS (LIONS/GIANTS)

RECEIVING							RUSHING							
DATE	OPPONENT	P/S	NO.	YDS.	AVG.	LG	TD	NO.	YDS.	AVG.	LG	TD	W/L	SCORE
09/07	at Chiefs							PRACTICE SQUAD					W	21-20
09/17	Seahawks							PRACTICE SQUAD					L	31-37+
09/24	Falcons							PRACTICE SQUAD					W	20-6
09/28	at Packers							PRACTICE SQUAD					W	34-20
10/08	Panthers							PRACTICE SQUAD					W	42-24
10/15	at Buccaneers							PRACTICE SQUAD					W	20-6
10/22	at Ravens							PRACTICE SQUAD					L	6-38
10/30	Raiders							PRACTICE SQUAD					W	26-14
11/12	at Chargers							PRACTICE SQUAD					W	41-38
11/19	Bears							PRACTICE SQUAD					W	31-26
11/23	Packers							PRACTICE SQUAD					L	22-29
Went from <b>Lions</b> to <b>Giants</b> .														
12/11	Packers							PRACTICE SQUAD					W	24-22
12/17	at Saints							PRACTICE SQUAD					L	6-24
12/25	at Eagles							PRACTICE SQUAD					L	25-33
12/31	Rams							PRACTICE SQUAD					L	25-26
01/07	Eagles							PRACTICE SQUAD					W	27-10
<b>2023 TOTALS</b>		<b>0-0</b>	<b>0</b>	<b>0</b>	<b>0.0</b>	<b>0</b>	<b>0</b>	<b>0</b>	<b>0</b>	<b>0.0</b>	<b>0</b>	<b>0</b>	<b>10-6</b>	

+ - Overtime



# DJ HILIARE

ACTIVE / WIDE RECEIVER



**Height:** 6-0

**DOB:** 2/12/2001 (age-23)

**Experience:** Rookie

**With Falcons:** Rookie

**Weight:** 185 lbs

**School:** Bowling Green

**Acquired:** CFA-'24

**Hometown:** Belle Glade, Fla.

## COLLEGE

- » Played five seasons (2019-23) of college football at Alabama A&M (2019-21) and Bowling Green (2022-23).
- » Hiliare played in 50 career games and hauled in 205 career receptions for 2,644 yards and 23 touchdowns.
- » Played in 13 games (10 starts) in 2023 for BGSU and tallied 45 receptions for 532 yards (11.8 avg.) and four touchdowns.
- » Appeared in 13 games (eight starts) and recorded 58 receptions for 747 yards (12.9 avg.) and six touchdowns in 2022.
- » Spent three seasons at Alabama A&M and caught 103 passes for 1,365 yards and 13 touchdowns in 22 career


games.

## PERSONAL

- » Attended Glades Central (Fla.) High School.
- » Finished his senior season with 750 receiving yards and six touchdowns.
- » Also ran track, competing in the 4x100 and 4x400 relays as well as the triple jump.
- » Finished third in the state of Florida in 2018 as a junior in the triple jump.
- » His older brother, Hygens Succes, played linebacker at Florida.
- » Majored in marketing.

## TRANSACTIONS

- » Signed by the Atlanta Falcons on May 22, 2024.



# STOREY JACKSON

ACTIVE / LINEBACKER



**Height:** 6-2

**DOB:** 4/8/1998 (age-26)

**Experience:** Rookie

**With Falcons:** Rookie

**Weight:** 225 lbs

**School:** Liberty

**Acquired:** FA -'22

**Hometown:** Kansas City, Kan.

## CAREER

Played in one game with the Cleveland Browns in 2023.

- » Spent time with the Dallas Cowboys in 2022.

He also spent time with the Arlington Renegades of the UFL in the 2024 season where he appeared in five games and recorded 23 tackles.

## COLLEGE

Appeared in 49 games over five seasons at Hutchinson Community College (2017-2018), Prairie-View A&M (2019-2020), and Liberty University (2021). »

Played in 13 games (12 starts) at Liberty and totaled 102 tackles (57 solo), 13 tackles for loss, seven sacks, one interception, and four passes defended.

- » In 2020, played a shortened season (COVID-19) of three games and recorded 50 tackles (19 solo), 8.5 tackles for loss, two sacks, one interception, two passes defended, and two fumble recoveries.

Transferred to Prairie View A&M as a junior in 2019 where he tallied 72 tackles (37 solo), 8.5 tackles for loss, four sacks, one pass defended, and one fumble recovery.

- » Played his freshman and sophomore year at Hutchinson Community College. Appeared in 19 games and recorded 81 tackles and an interception.

## PERSONAL

- » Attended Olathe North High School in Olathe, Kansas.
- Son of Lonnie and Cybill Jackson.
- » Three-sport starter in high school in football,

basketball, and baseball.

Majored in exercise science.

## TRANSACTIONS

Originally signed with the Dallas Cowboys on May 13, 2022.

Released by the Dallas Cowboys on August 30, 2022.

Signed to the Cleveland Browns' practice squad on December 14, 2022.

Signed by the Cleveland Browns on January 9, 2023.

Released by the Cleveland Browns on May 15, 2023.

### STOREY JACKSON'S NFL REGULAR SEASON DEFENSIVE STATISTICS

DATE	TEAM	GP	GS	TACKLES					INTERCEPTIONS					FUMBLES					ST		MISC						
				TK	S	A	TFL	YDS	SK	YDS	QBH	NO	YDS	LG	TD	PD	FF	FR	TD	YDS	TK	S	A	FF	FR	S	A
2023	Browns	0	0	0	0	0	0	0	0	0	0	0	0	0	0	0	0	0	0	0	0	0	0	0	0	0	0
2022	Cowboys	0	0	0	0	0	0	0	0	0	0	0	0	0	0	0	0	0	0	0	0	0	0	0	0	0	0
NFL TOTALS		0	0	0	0	0	0	0	0	0	0	0	0	0	0	0	0	0	0	0	0	0	0	0	0	0	0

### STOREY JACKSON'S NFL POSTSEASON DEFENSIVE STATISTICS

DATE	TEAM	GP	GS	TACKLES					INTERCEPTIONS					FUMBLES					ST		MISC						
				TK	S	A	TFL	YDS	SK	YDS	QBH	NO	YDS	LG	TD	PD	FF	FR	TD	YDS	TK	S	A	FF	FR	S	A
2023	Browns	0	0	0	0	0	0	0	0	0	0	0	0	0	0	0	0	0	0	0	0	0	0	0	0	0	0
NFL TOTALS		0	0	0	0	0	0	0	0	0	0	0	0	0	0	0	0	0	0	0	0	0	0	0	0	0	0

### STOREY JACKSON'S 2023 GXG REGULAR-SEASON STATISTICS (BROWNS)

DATE	OPPONENT	P/S	TACKLES					INTERCEPTIONS					FUMBLES					ST		MISC		SCORE				
			T	K	S	ASK	YD	TF	YD	QB	N	YD	L	T	P	F	F	T	YD	T	F		F	S	A	W/L
09/18	at Steelers																								L	22-26
09/24	Titans																								W	27-3
10/01	Ravens																								L	3-28
10/15	49ers																								W	19-17
10/22	at Colts																								W	39-38
10/29	at Seahawks																								L	20-24
11/05	Cardinals																								W	27-0
11/12	at Ravens																								W	33-31
11/19	Steelers																								W	13-10
11/26	at Broncos																								L	12-29
12/03	at Rams																								L	19-36
12/10	Jaguars																								W	31-27
12/17	Bears																								W	20-17
12/24	at Texans																								W	36-22
12/28	Jets																								W	37-20
01/07	at Bengals																								L	14-31
2023 TOTALS			0	0	0	0	0	0	0	0	0	0	0	0	0	0	0	0	0	0	0	0	0	0	10-6	

### STOREY JACKSON'S 2023 GXG POSTSEASON STATISTICS (BROWNS)

DATE	OPPONENT	P/S	TACKLES					INTERCEPTIONS					FUMBLES					ST		MISC		SCORE				
			T	K	S	ASK	YD	TF	YD	QB	N	YD	L	T	P	F	F	T	YD	T	F		F	S	A	W/L
01/13	at Texans																								L	14-45
2023 TOTALS			0	0	0	0	0	0	0	0	0	0	0	0	0	0	0	0	0	0	0	0	0	0	0-1	



# NATE LANDMAN

ACTIVE / INSIDE LINEBACKER

# 53



**Height:** 6-3

**DOB:** 11/19/1998 (age-25)

**Experience:** 3 Yrs

**With Falcons:** 3 Yrs

**Weight:** 238 lbs

**School:** Colorado

**Acquired:** PS-'22

**Hometown:** Danville, Calif.

## CAREER

- » Played in 16 games (14 starts), recording career highs in tackles (110), tackles for loss (seven), quarterback hits (four), forced fumbles (three), passes defended (three), sacks (two) and interceptions (one).
- » His 110 tackles on the season ranked third on the team behind Jessie Bates III (132) and Kaden Elliss (122).
- » Appeared in four games, contributing on defense and special teams in 2022.

## COLLEGE

- » Played five seasons (2017-21) at the University of Colorado.
- » Became the first player in program history to earn all-conference honors at least four times (two first-team, two second-team).
- » Recorded 409 total tackles (285 solo), 41 tackles for loss, 11.0 sacks and 17 passes defended in 48 games for the Buffs.
- » Tallied double-digit tackles in 22 games, fifth-most in school history.

- » Notched 71 total tackles (59 solo) and seven tackles for loss in 2021.
- » Earned first-team All-Pac-12 and second-team All-America accolades in 2020 after recording 61 total tackles, 10 tackles for loss, 5.0 sacks and one fumble recovery in five games.
- » Posted a career-high 137 total tackles (112 solo), eight tackles for loss and 2.0 sacks and was named first-team All-Pac-12 and honorable mention All-America in 2019.

## PERSONAL

- » Attended Monte Vista High School in Danville, Calif.
- » Earned East Bay Athletic League MVP honors as a two-way starter at linebacker and receiver.
- » Helped the Mustangs to a 12-1 record, their first EBAL title since 2005 and a win in the CIF-North Coast Section Division I championship game.
- » Born in Zimbabwe, Africa where his father, Shaun, played international rugby.
- » Graduated with a bachelor's degree in Business Management and Marketing.

## IN THE COMMUNITY

### GIVING BACK

- » Volunteered by serving lunch and packing meals for families at Crossroads Community Ministries.
- » Visited and spent time with patients at Children's Healthcare of Atlanta-Scottish Rite.
- » Participated in Hometown Huddle where the entire team volunteered and cleaned Anderson Park in Atlanta.
- » Participated in a physical education class with students at Eagle Ranch.
- » Attended Fishing with the Falcons Boat Day, where players spend time fishing with military veterans.

## TRANSACTIONS

- » Signed by the Atlanta Falcons following the 2022 NFL Draft.
- » Released by Atlanta on Dec. 12, 2022.
- » Signed to the Falcons practice squad on Dec. 13, 2022.
- » Re-signed by the Atlanta Falcons on March 6, 2024.

## NATE LANDMAN'S NFL REGULAR SEASON DEFENSIVE STATISTICS

DATE	TEAM	GP	TACKLES							INTERCEPTIONS					FUMBLES					ST			MISC				
			GS	TK	S	A	TFL	YDS	SK	YDS	QBH	NO	YDS	LG	TD	PD	FF	FR	TD	YDS	TK	S	A	FF	FR	S	A
2023	Falcons	16	14	110	66	44	7	28	2.0	18.0	4	1	25	25	0	3	3	0	0	0	0	0	0	0	0	0	0
2022	Falcons	7	0	1	0	1	0	0.0	0.0	0.0	1	0	0	0	0	0	0	0	0	0	0	0	0	0	0	0	
<b>NFL TOTALS</b>		23	14	111	66	45	7	28	2.0	18.0	5	1	25	25	0	3	3	0	0	0	0	0	0	0	0	0	

### NATE LANDMAN'S SINGLE-GAME HIGHS: DEFENSIVE

<p><b>Total Tackles</b> 12 at Tampa Bay Buccaneers, Oct 22, 2023 10 at New Orleans Saints, Jan 07, 2024 10 vs. Minnesota Vikings, Nov 05, 2023</p> <p><b>Solo Tackles</b> 7 vs. Indianapolis Colts, Dec 24, 2023 7 at Arizona Cardinals, Nov 12, 2023 ...1 more at 7.</p> <p><b>Sacks</b> 1.0 at Arizona Cardinals, Nov 12, 2023 1.0 vs. Minnesota Vikings, Nov 05, 2023</p> <p><b>Passes Defensed</b> 1 at New York Jets, Dec 03, 2023 1 at Arizona Cardinals, Nov 12, 2023 ...1 more at 1.</p>	<p><b>Forced Fumbles</b> 1 at New Orleans Saints, Jan 07, 2024 1 at New York Jets, Dec 03, 2023 ...1 more at 1.</p> <p><b>Tackles For Loss</b> 2 vs. Minnesota Vikings, Nov 05, 2023 1 at New Orleans Saints, Jan 07, 2024 1 at Carolina Panthers, Dec 17, 2023 ...3 more at 1.</p> <p><b>Interceptions</b> 1 at Arizona Cardinals, Nov 12, 2023</p>
--	--

## NATE LANDMAN'S 2023 GXG REGULAR-SEASON STATISTICS (FALCONS)

DATE	OPPONENT	P/S	TACKLES							INTERCEPTIONS					FUMBLES					ST			MISC		
			TK	S	A	SK	YD	TF	YD	QB	N	YD	L	T	P	F	F	YD	T	F	F	R	S	A	W/L
09/10	Panthers	P	0	0	0	0	0.0	0	0	0	0	0	0	0	0	0	0	0	0	0	0	0	0	W	24-10
09/17	Packers	S	4	3	1	0	0.0	1	5	0	0	0	0	0	0	0	0	0	0	0	0	0	0	W	25-24
09/24	at Lions	P	2	0	2	0	0.0	0	0	0	0	0	0	0	0	0	0	0	0	0	0	0	0	L	6-20
10/01	at Jaguars	S	9	7	2	0	0.0	0	0	0	0	0	0	0	0	0	0	0	0	0	0	0	0	L	7-23
10/08	Texans	S	8	4	4	0	0.0	0	0	1	0	0	0	0	0	0	0	0	0	0	0	0	0	W	21-19
10/15	Commanders	S	8	5	3	0	0.0	0	0	0	0	0	0	0	0	0	0	0	0	0	0	0	0	L	16-24
10/22	at Buccaneers	S	12	5	7	0	0.0	0	0	0	0	0	0	0	1	0	0	0	0	0	0	0	0	W	16-13
10/29	at Titans	S	8	4	4	0	0.0	0	0	1	0	0	0	0	0	0	0	0	0	0	0	0	0	L	23-28
11/05	Vikings	S	10	5	5	1.0	7.0	2	10	1	0	0	0	0	1	0	0	0	0	0	0	0	0	L	28-31
11/12	at Cardinals	S	8	7	1	1.0	11.0	1	11	1	1	25	25	0	1	0	0	0	0	0	0	0	0	L	23-25
11/26	Saints	S	4	3	1	0	0.0	0	0	0	0	0	0	0	0	0	0	0	0	0	0	0	0	W	24-15
12/03	at Jets	S	5	2	3	0	0.0	1	0	0	0	0	0	0	1	1	0	0	0	0	0	0	0	W	13-8
12/10	Buccaneers		ON INACTIVE LIST																				L	25-29	
12/17	at Panthers	S	7	4	3	0	0.0	1	0	0	0	0	0	0	0	0	0	0	0	0	0	0	0	L	7-9
12/24	Colts	S	9	7	2	0	0.0	0	0	0	0	0	0	0	0	0	0	0	0	0	0	0	0	W	29-10
12/31	at Bears	S	6	5	1	0	0.0	0	0	0	0	0	0	0	0	0	0	0	0	0	0	0	0	L	17-37
01/07	at Saints	S	10	5	5	0	0.0	1	2	0	0	0	0	0	1	0	0	0	0	0	0	0	0	L	17-48
<b>2023 TOTALS</b>		16-14	11	6	4	2	18.0	7	28	4	1	25	25	0	3	3	0	0	0	0	0	0	0	7-10	

**NATE LANDMAN'S 2022 GXG REGULAR-SEASON STATISTICS (FALCONS)**

DATE	OPPONENT	P/S	TACKLES						INTERCEPTIONS				FUMBLES			ST		MISC		W/L	SCORE						
			TK	S	A	SK	YDS	TFL	YDS	QBH	NO	YDS	LG	TD	PD	FF	FR	TD	YDS			TK	S	A	FF	FR	S
09/11	Saints	P	0	0	0	0.0	0.0	0	0	0	0	0	0	0	0	0	0	0	0	0	0	0	0	0	0	L	26-27
09/18	at Rams	P	0	0	0	0.0	0.0	0	0	0	0	0	0	0	0	0	0	0	0	0	0	0	0	0	0	L	27-31
09/25	at Seahawks	P	1	0	1	0.0	0.0	0	0	0	0	0	0	0	0	0	0	0	0	0	0	0	0	0	0	W	27-23
10/02	Browns	P	0	0	0	0.0	0.0	0	0	0	0	0	0	0	0	0	0	0	0	0	0	0	0	0	0	W	23-20
10/09	at Buccaneers	P	0	0	0	0.0	0.0	0	0	0	0	0	0	0	0	0	0	0	0	0	0	0	0	0	0	L	15-21
10/16	49ers	P	0	0	0	0.0	0.0	0	0	1	0	0	0	0	0	0	0	0	0	0	0	0	0	0	0	W	28-14
10/23	at Bengals	P	0	0	0	0.0	0.0	0	0	0	0	0	0	0	0	0	0	0	0	0	0	0	0	0	0	L	17-35
10/30	Panthers		ON INACTIVE LIST																				W	37-34+			
11/06	Chargers		ON INACTIVE LIST																				L	17-20			
11/10	at Panthers		INACTIVE																				L	15-25			
11/20	Bears		ON INACTIVE LIST																				W	27-24			
11/27	at Commanders		ON INACTIVE LIST																				L	13-19			
12/04	Steelers		ON INACTIVE LIST																				L	16-19			
12/18	at Saints		PRACTICE SQUAD																				L	18-21			
12/24	at Ravens		PRACTICE SQUAD																				L	9-17			
01/01	Cardinals		PRACTICE SQUAD																				W	20-19			
01/08	Buccaneers		PRACTICE SQUAD																				W	30-17			
<b>2022 TOTALS</b>		<b>7-0</b>	<b>1</b>	<b>0</b>	<b>1</b>	<b>0.0</b>	<b>0.0</b>	<b>0</b>	<b>0</b>	<b>1</b>	<b>0</b>	<b>0</b>	<b>0</b>	<b>0</b>	<b>0</b>	<b>0</b>	<b>0</b>	<b>0</b>	<b>0</b>	<b>0</b>	<b>0</b>	<b>0</b>	<b>0</b>	<b>0</b>	<b>0</b>	<b>7-10</b>	

+ - Overtime



# LACLE LONDON

ACTIVE / DEFENSIVE LINEMAN

# 94



**Height:** 6-3  
**DOB:** 8/5/1997 (age-26)  
**Experience:** 2 Yrs  
**With Falcons:** 2 Yrs  
**Hometown:** Peoria, Ill.

**Weight:** 297 lbs  
**School:** Western Illinois  
**Acquired:** FA-'23  
**Pronunciation:** luh-kale

## CAREER

- » Appeared in seven games for the Falcons in 2023, registering 13 tackles (six solo), two tackles for loss and one fumble recovery.
- » Spent time with the St. Louis Battlehawks of the XFL in 2023, appearing in 10 games and recording 33 total tackles (15 solo), five tackles for loss, 3.0 sacks, two forced fumbles and one fumble recovery.

## COLLEGE

Played two seasons (2018-19) at Western Illinois after spending one season (2016) at Iowa Central Community College.

Appeared in 23 games at Western Illinois, registering 68 total tackles (43 solo), 17 tackles for loss, 7.5 sacks, seven passes defended, three forced fumbles and two

fumble recoveries.

In 2019, he tallied 45 total tackles (26 solo), 9.5 tackles for loss, 4.0 sacks, three forced fumbles and one fumble recovery.

In 2018, he recorded 23 total tackles (17 solo), 7.5 tackles for loss, 3.5 sacks, three passes defended and one fumble recovery.

Appeared in six games at Iowa Central CC, recording 32 total tackles (seven solo) and 6.0 sacks.

## PERSONAL

Attended Peoria (Ill.) High School.

Named the Defensive Player of the Year at Peoria HS.

Earned first team all-conference honors.

## TRANSACTIONS

- » Originally signed by the Chicago Bears following the 2020 NFL Draft.
- » Waived by the Chicago Bears on Sept. 5, 2020.
- » Signed to the Chicago Bears practice squad on Sept. 6, 2020.
- » Signed to a Reserve/Future contract with the Chicago Bears on Jan. 12, 2021.
- » Released by the Chicago Bears on Aug. 31, 2021.
- » Signed to the Chicago Bears practice squad on Nov. 2, 2021.
- » Signed to a Reserve/Future contract with the Chicago Bears on Jan. 11, 2022.
- » Released by the Chicago Bears on Aug. 23, 2022.
- » Signed by the Atlanta Falcons on May 16, 2023.
- » Released by the Atlanta Falcons on Aug. 29, 2023.
- » Signed to the Atlanta Falcons practice squad on Aug. 30, 2023.
- » Signed to the Atlanta Falcons active roster on Oct. 24, 2023.
- » Placed on the Reserve/Injured List by the Atlanta Falcons on Nov. 1, 2023.
- » Activated off of the Reserve/Injured List by the Atlanta Falcons on Dec. 16, 2023.

## LACLE LONDON'S NFL REGULAR SEASON DEFENSIVE STATISTICS

DATE	TEAM	GP	TACKLES							INTERCEPTIONS							FUMBLES							ST			MISC		
			GS	TK	S	A	TFL	YDS	SK	YDS	QBH	NO	YDS	LG	TD	PD	FF	FR	TD	YDS	TK	S	A	FF	FR	S	A		
2023	Falcons	7	0	13	6	7	2	0	0	0	0	0	0	0	0	0	0	1	0	0	0	0	0	0	0	0	0		
2022	Bears	0	0	0	0	0	0	0	0	0	0	0	0	0	0	0	0	0	0	0	0	0	0	0	0	0			
2021	Bears	1	0	0	0	0	0	0	0	0	0	0	0	0	0	0	0	0	0	0	0	0	0	0	0	0			
2020	Bears	0	0	0	0	0	0	0	0	0	0	0	0	0	0	0	0	0	0	0	0	0	0	0	0	0			
NFL TOTALS		8	0	13	6	7	2	0	0	0	0	0	0	0	0	0	0	1	0	0	0	0	0	0	0	0			

## LACALE LONDON'S NFL POSTSEASON DEFENSIVE STATISTICS

DATE	TEAM	GP	TACKLES							INTERCEPTIONS					FUMBLES					ST			MISC				
			GS	TK	S	A	TFL	YDS	SK	YDS	QBH	NO	YDS	LG	TD	PD	FF	FR	TD	YDS	TK	S	A	FF	FR	S	A
2020	Bears	0	0	0	0	0	0	0	0	0.0	0.0	0	0	0	0	0	0	0	0	0	0	0	0	0	0	0	0
<b>NFL TOTALS</b>		0	0	0	0	0	0	0	0.0	0.0	0	0	0	0	0	0	0	0	0	0	0	0	0	0	0	0	

### LACALE LONDON'S SINGLE-GAME HIGHS: DEFENSIVE

**Total Tackles** 4 at New Orleans Saints, Jan 07, 2024  
 3 at Carolina Panthers, Dec 17, 2023  
 3 at Tampa Bay Buccaneers, Oct 22, 2023

**Solo Tackles** 2 at Carolina Panthers, Dec 17, 2023  
 1 at New Orleans Saints, Jan 07, 2024  
 1 at Chicago Bears, Dec 31, 2023  
 ...2 more at 1.

**Fumble Recoveries** 1 at Tampa Bay Buccaneers, Oct 22, 2023

**Tackles For Loss** 1 at Carolina Panthers, Dec 17, 2023  
 1 at Tampa Bay Buccaneers, Oct 22, 2023

## LACALE LONDON'S 2023 GXG REGULAR-SEASON STATISTICS (FALCONS)

DATE	OPPONENT	P/S	TACKLES							INTERCEPTIONS					FUMBLES					ST			MISC				
			TK	S	A	SK	YDS	TFL	YDS	QBH	NO	YDS	LG	TD	PD	FF	FR	TD	YDS	TK	S	A	FF	FR	S	A	W/L
09/10	Panthers																									W	24-10
09/17	Packers																									W	25-24
09/24	at Lions																									L	6-20
10/01	at Jaguars																									L	7-23
10/08	Texans																									W	21-19
10/15	Commanders	P	1	0	1	0	0	0	0	0	0	0	0	0	0	0	0	0	0	0	0	0	0	0	0	L	16-24
10/22	at Buccaneers	P	3	1	2	0	0	0	0	1	0	0	0	0	0	1	0	0	0	0	0	0	0	0	0	W	16-13
10/29	at Titans	P	0	0	0	0	0	0	0	0	0	0	0	0	0	0	0	0	0	0	0	0	0	0	0	L	23-28
11/05	Vikings																									L	28-31
11/12	at Cardinals																									L	23-25
11/26	Saints																									W	24-15
12/03	at Jets																									W	13-8
12/10	Buccaneers																									L	25-29
12/17	at Panthers	P	3	2	1	0	0	0	0	0	0	0	0	0	0	0	0	0	0	0	0	0	0	0	0	L	7-9
12/24	Colts	P	1	1	0	0	0	0	0	0	0	0	0	0	0	0	0	0	0	0	0	0	0	0	0	W	29-10
12/31	at Bears	P	1	1	0	0	0	0	0	0	0	0	0	0	0	0	0	0	0	0	0	0	0	0	0	L	17-37
01/07	at Saints	P	4	1	3	0	0	0	0	0	0	0	0	0	0	0	0	0	0	0	0	0	0	0	0	L	17-48
<b>2023 TOTALS</b>		7-0	13	6	7	0	0	0	2	0	0	0	0	0	0	1	0	0	0	0	0	0	0	0	0	7-10	

## LACALE LONDON'S 2021 GXG REGULAR-SEASON STATISTICS (BEARS)

DATE	OPPONENT	P/S	TACKLES							INTERCEPTIONS					FUMBLES					ST			MISC				
			T	K	S	A	SK	YD	TF	YD	QB	N	YD	L	T	P	F	F	YD	T	F	F	S	K	S	A	W/L
09/12	at Rams																									L	14-34
11/08	at Steelers																									L	27-29
11/21	Ravens																									L	13-16
11/25	at Lions																									W	16-14
12/05	Cardinals																									L	22-33
12/12	at Packers																									L	30-45
12/20	Vikings																									L	9-17
12/26	at Seahawks																									W	25-24
01/02	Giants																									W	29-3
01/09	at Vikings																									L	17-31
<b>2021 TOTALS</b>			0	0	0	0	0	0	0	0	0	0	0	0	0	0	0	0	0	0	0	0	0	0	0	3-7	





# JESSE MATTHEWS

ACTIVE / WIDE RECEIVER

# 86



**Height:** 6-0

**DOB:** 8/12/1999 (age-24)

**Experience:** Rookie

**With Falcons:** 1 Yr

**Weight:** 190 lbs

**School:** San Diego State

**Acquired:** FA-'24

**Hometown:** San Diego, Calif.

## CAREER

- » Spent the 2023 season with the Houston Texans but did not appear in a game.

## COLLEGE

- » Played four seasons (2019-2022) at San Diego State where he appeared in 48 games and caught 174 passes for 2,109 yards and 15 touchdowns.
- » As a senior, was named a team captain and had a team-high 45 catches for 508 yards, with three touchdowns.

In 2021, he received the offensive MVP honors at the Frisco Bowl and played in all 14 games (13 starts) with 57 catches for 642 yards and nine touchdowns.

Appeared in three career bowl games, totaled 21 receptions for 385 yards and four touchdowns, twice

winning offensive MVP honors (shared the award with Jordan Byrd at the 2019 New Mexico Bowl).

As a sophomore he led the team in catches (24) and receiving yards (326). He was also nominated for the Burlsworth Trophy for the second time (2019 and 2020).

Appeared in all 13 games as a freshman in 2019 and won the team offensive player of the year award and the Outstanding Freshman Award. Recorded 48 receptions for 633 yards.

- » Ranked eighth all-time at SDSU in catches (174), 13th in receiving yards (2,109) and tied for 14th in receiving touchdowns (15).

## PERSONAL

- » Attended Christian High School in El Cajon, Calif.
- » Son of Tom and Jessica Matthews.
- » Majored in Communication.

## TRANSACTIONS

- » Originally signed as an undrafted free agent with the Houston Texans on May 12, 2023.
- » Released by the Houston Texas on March 15, 2024.
- » Signed by the Atlanta Falcons on July 30, 2024.

## JESSE MATTHEWS' NFL REGULAR SEASON RUSHING/RECEIVING STATISTICS

		RECEIVING								RUSHING				
DATE	TEAM	GP	GS	NO.	YDS.	AVG.	LG	TD	NO.	YDS.	AVG.	LG	TD	
2023	Texans	0	0	0	0	0.0	0	0	0	0	0.0	0	0	
NFL TOTALS		0	0	0	0	0.0	0	0	0	0	0.0	0	0	

## JESSE MATTHEWS' NFL POSTSEASON RUSHING/RECEIVING STATISTICS

		RECEIVING								RUSHING				
DATE	TEAM	GP	GS	NO.	YDS.	AVG.	LG	TD	NO.	YDS.	AVG.	LG	TD	
2023	Texans	0	0	0	0	0.0	0	0	0	0	0.0	0	0	
NFL TOTALS		0	0	0	0	0.0	0	0	0	0	0.0	0	0	

## JESSE MATTHEWS' NFL REGULAR SEASON RETURN STATISTICS

		KICKOFF RETURNS					PUNT RETURNS					
DATE	TEAM	RET.	YDS.	AVG.	LG	TD	NO.	FC	YDS.	AVG.	LG	TD
2023	Texans	0	0	0.0	0	0	0	0	0	0.0	0	0
NFL TOTALS		0	0	0.0	0	0	0	0	0	0.0	0	0

### JESSE MATTHEWS' NFL POSTSEASON RETURN STATISTICS

DATE	TEAM	KICKOFF RETURNS					PUNT RETURNS						
		RET.	YDS.	AVG.	LG	TD	NO.	FC	YDS.	AVG.	LG	TD	
2023	Texans	0	0	0.0	0	0	0	0	0	0.0	0	0	0
NFL TOTALS		0	0	0.0	0	0	0	0	0	0.0	0	0	0

### JESSE MATTHEWS' 2023 GXG REGULAR-SEASON STATISTICS (TEXANS)

DATE	OPPONENT	P/S	RECEIVING					RUSHING					W/L	SCORE
			NO.	YDS.	AVG.	LG	TD	NO.	YDS.	AVG.	LG	TD		
09/10	at Ravens												L	9-25
09/17	Colts												L	20-31
09/24	at Jaguars												W	37-17
10/01	Steelers												W	30-6
10/08	at Falcons												L	19-21
10/15	Saints												W	20-13
10/29	at Panthers												L	13-15
11/05	Buccaneers												W	39-37
11/12	at Bengals												W	30-27
11/19	Cardinals												W	21-16
11/26	Jaguars												L	21-24
12/03	Broncos												W	22-17
12/10	at Jets												L	6-30
12/17	at Titans												W	19-16+
12/24	Browns												L	22-36
12/31	Titans												W	28-3
01/06	at Colts												W	23-19
2023 TOTALS		0-0	0	0	0.0	0	0	0	0	0.0	0	0	10-7	

+ - Overtime

### JESSE MATTHEWS' 2023 GXG POSTSEASON STATISTICS (TEXANS)

DATE	OPPONENT	P/S	RECEIVING					RUSHING					W/L	SCORE
			NO.	YDS.	AVG.	LG	TD	NO.	YDS.	AVG.	LG	TD		
01/13	Browns												W	45-14
01/20	at Ravens												L	10-34
2023 TOTALS		0-0	0	0	0.0	0	0	0	0	0.0	0	0	1-1	



# DONAVAN MUTIN

ACTIVE / INSIDE LINEBACKER

# 45



**Height:** 6-0

**DOB:** 9/22/2000 (age-23)

**Experience:** 1 Yr

**With Falcons:** 1 Yr

**Weight:** 227 lbs

**School:** Houston

**Acquired:** FA-'23

**Hometown:** Spring, Texas

## CAREER

- » Spent time on the Falcons practice squad in 2023.

## COLLEGE

- » Played five seasons (2018-22) at the University of Houston in Houston, Texas.
- » Appeared in 50 games (40 starts) and registered 252 total tackles (142 solo), 18 tackles for loss, five passes defended, four forced fumbles, three fumble recoveries, 3.0 sacks and one interception.
- » Named to the All-State AFCA Good Works Team and All-American Athletic Conference Second Team.
- » In 2022, he started 12 of 13 games at linebacker and ranked 12th in the American Athletic Conference in tackles per game (7.1) in his third consecutive season as a team captain.
- » Started 13 games in 2021 and led the team in total tackles (77). Also finished second on the team with three forced fumbles.
- » As a junior in 2020, he started the first three games of

the season and recorded 22 total tackles, two tackles for loss and one sack before missing the final five games due to injury.

- » Started all 12 games in 2019 and finished third on the season with 61 total tackles (25 solo). Also registered five tackles for loss and one interception.
- » Saw action in 10 games as a true freshman in 2018 and tallied seven total tackles (two solo) and one fumble recovery.

## PERSONAL

- » Attended Klein Collins High School in Spring, Texas.
- » Named Academic All-State and Academic All-District.
- » Named to the Houston Chronicle's All-Greater Houston First Team and VYPE Houston's Hot 100 in 2017.
- » Registered 66 tackles, 12 tackles for loss and nine sacks as a senior en route to earning District 15-6A MVP as a senior.
- » Totaled 101 tackles, 14 tackles for loss, 10 sacks and three forced fumbles as a junior.

## TRANSACTIONS

- » Originally signed with the Indianapolis Colts following the 2023 NFL Draft.
- » Waived by the Indianapolis Colts on Aug. 28, 2023.
- » Signed to the Indianapolis Colts practice squad on Aug. 30, 2023.
- » Released from the Indianapolis Colts practice squad on Aug. 31, 2023.
- » Signed to the Atlanta Falcons practice squad on Oct. 25, 2023.
- » Released by the Atlanta Falcons on Oct. 28, 2023.
- » Signed to the Atlanta Falcons practice squad on Oct. 30, 2023.
- » Signed to a Reserve/Future contract with the Atlanta Falcons on Jan. 9, 2024.

## DONAVAN MUTIN'S NFL REGULAR SEASON DEFENSIVE STATISTICS

DATE	TEAM	GP	GS	TACKLES							INTERCEPTIONS					FUMBLES					ST			MISC												
				TK	S	A	TFL	YDS	SK	YDS	QBH	NO	YDS	LG	TD	PD	FF	FR	TD	YDS	TK	S	A	FF	FR	S	A									
2023	Colts	0	0	0	0	0	0	0	0	0.0	0.0	0	0	0	0	0	0	0	0	0	0	0	0	0	0	0	0	0	0	0	0	0	0	0	0	0
NFL TOTALS		0	0	0	0	0	0	0	0	0.0	0.0	0	0	0	0	0	0	0	0	0	0	0	0	0	0	0	0	0	0	0	0	0	0	0	0	

## DONAVAN MUTIN'S 2023 GXG REGULAR-SEASON STATISTICS (COLTS)

		TACKLES					INTERCEPTIONS					FUMBLES			ST			MIS							
		T	YD	TF	YD	QB	N	YD	L	T	P	F	F	YD	T	F	F	S	A						
DATE	OPPONENT	P/S	K	S	ASK	S	L	S	H	O	S	G	D	D	F	R	D	S	K	SAF	R	S	A	W/L	SCORE
09/10	Jaguars																						L	21-31	
09/17	at Texans																						W	31-20	
09/24	at Ravens																						W	22-19+	
10/01	Rams																						L	23-29+	
10/08	Titans																						W	23-16	
10/15	at Jaguars																						L	20-37	
10/22	Browns																						L	38-39	
10/29	Saints																						L	27-38	
11/05	at Panthers																						W	27-13	
11/12	at Patriots																						W	10-6	
11/26	Buccaneers																						W	27-20	
12/03	at Titans																						W	31-28+	
12/10	at Bengals																						L	14-34	
12/16	Steelers																						W	30-13	
12/24	at Falcons																						L	10-29	
12/31	Raiders																						W	23-20	
01/06	Texans																						L	19-23	
<b>2023 TOTALS</b>			0	0	0	0	0	0	0	0	0	0	0	0	0	0	0	0	0	0	0	0	0	0	9-8
			0																						

+ - Overtime



# AUSTIN STOGNER

ACTIVE / TIGHT END

# 88



**Height:** 6-6

**DOB:** 1/12/2000 (age-24)

**Experience:** Rookie

**With Falcons:** Rookie

**Weight:** 258 lbs

**School:** Oklahoma

**Acquired:** CFA-'24

**Hometown:** Plano, Texas

## COLLEGE

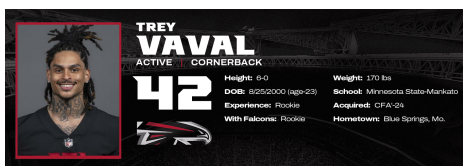
- » Played first three seasons (2019-21) at Oklahoma before transferring to South Carolina for the 2022 campaign and then back to OU for his final season in 2023.
- » Played in 59 games (33 starts), including 23 of 47 contests as a Sooner and caught 84 passes for 1,060 yards and 10 touchdowns (nine at OU).
- » In 2023 at OU, he started all 13 games and caught 17 passes for 196 yards (11.5 avg.) and one touchdown.
- » Recipient of the Alamo Bowl Sportsmanship Award (2023).
- » At South Carolina in 2022, he played in 12 games (10 starts) and recorded 20 receptions for 210 yards (10.5 avg.) and one touchdown.
- » In 2021 at OU, he appeared in 12 games (six starts) and caught 14 passes for 166 yards (11.8 avg.) and three touchdowns.

- » Tallied 26 receptions for 422 yards (16.4 avg.) and three touchdowns in eight games (four starts) in 2020.
- » Named second-team All-Big 12 and first-team Academic All-Big 12.
- » Appeared in 14 games in 2019 and caught seven passes for 66 yards (9.4 avg.) and two touchdowns.

## PERSONAL

- » Attended Prestonwood Christian (Texas) School.
- » Compiled over 1,400 yards receiving and 21 touchdowns on 104 catches in three seasons in his prep career.
- » Selected to the All-American Bowl.
- » Graduated from OU with a degree in marketing and is pursuing his master's degree in supply chain management.





## COLLEGE

- » Played his first three seasons (2019-21) at Missouri Western before transferring to Minnesota State-Mankato for his final two seasons (2022-23).
- » Played in 47 career games and recorded 114 tackles (88 solo), 18 passes defended, eight tackles for loss, five blocked kicks, three interceptions and one sack on defense. Also played on special teams, returning 79 kicks for 1,634 yards (20.6 avg.) and one touchdown, in addition to 80 punts for 1,286 yards (16.1 avg.) and one touchdown.
- » In 2023 at Minnesota State-Mankato, he registered 31 tackles (23 solo), nine passes defended, three tackles for loss, three blocked kicks and two interceptions in 12 games. Also returned 15 kicks for 308 yards (20.5 avg.) and one touchdown, in addition to 22 punts for 265 yards (12.0 avg.).
- » In 2022, appeared in 13 games and notched 38 tackles (29 solo), five passes defended, two tackles for loss, two blocked kicks and one sack. Also returned 12 kicks for 309 yards (25.8 avg.), in addition to 23 punts for 439 yards (19.1 avg.) and one touchdown.
- » Named first-team D2CAA All-Super Region, second-team All-NSIC and D2CAA second-team All-American.

## TRANSACTIONS

Signed by the Atlanta Falcons on April 4, 2024.

- » At Missouri Western in 2021, he appeared in 11 games and recorded 16 tackles (13 solo), three passes defended, one interception and one tackle for loss, in addition to 26 kicks returned for 435 yards (16.7 avg.) and 14 punts returned for 138 yards (9.9 avg.).
- » Appeared in only two games in 2020 due to the season being canceled by the COVID-19 pandemic but the NCAA did not record those stats.
- » In 2019, he played in 11 games and recorded 29 tackles (23 solo), two tackles for loss and one pass defense. Also returned 26 kicks for 891 yards (34.3 avg.) and two touchdowns, in addition to 21 punts for 444 yards (21.1 avg.).
- » Named first-team All-MIAA as a return specialist, AFCA All-American and D2CCA first-team All-Region as a returner (2019).

## PERSONAL

- » Attended Blue South Springs (Mo.) High School.
- » Named second-team All-Missouri as a defensive back. Competed in the Blue-Grey All-American game.





**CARLOS WASHINGTON JR.**  
ACTIVE | RUNNING BACK

**28**



**Height:** 5-11  
**DOB:** 12/28/1998 (age-25)  
**Experience:** 1 Yr  
**With Falcons:** 1 Yr

**Weight:** 220 lbs  
**School:** Southeastern Louisiana  
**Acquired:** CFA-23  
**Hometown:** Clinton, Md.

**CAREER**

- » Spent the 2023 season on the Falcons practice squad.

**COLLEGE**

- » Played one season at Southeastern Louisiana University (2022) in Hammond, La. and three seasons at the University of New Hampshire in Durham, N.H. after redshirting in the 2017 season.
- » Finished his collegiate career playing in 35 games where he totaled 394 carries for 1,928 yards (4.9 avg.) and 24 touchdowns. He also added 68 receptions for 472 yards (6.8 avg.) and one touchdown for the Lions and Wildcats.
- » In his senior year in 2022, he played in all 12 games where he notched 147 carries for 715 yards (4.9 avg.) and 15 rushing touchdowns for Southeastern.
- » In 2020, he posted 10 carries for 30 yards (3.0 avg.) in one game.
- » In his sophomore campaign, he registered 138 carries

for 601 yards (4.4 avg.) and three touchdowns in 11 games (seven starts) for the Wildcats.

- » Led the team in rush attempts (138), tied for second in receptions (28) and gained 792 all-purpose yards.
- » As a freshman in 2018, he played in 11 games (two starts) and recorded 99 carries for 582 yards (5.9 avg.) and six touchdowns. He added 17 receptions for 174 yards (9.6 avg.) and one touchdown.
- » Led the team in rushes (99), rushing yards (582), rushing touchdowns (six), touchdowns (seven), points (42), kickoff returns (10), kickoff return yards (159) and all-purpose yards (905).

**PERSONAL**

- » Attended Riverdale Baptist School in Upper Marlboro, Md.
- » In his senior year, he totaled 1,200 rushing yards, 300 receiving yards and 20 touchdowns.
- » Named All-Metro selection by the Washington Post and team MVP.

**TRANSACTIONS**

- » Signed by the Atlanta Falcons as a college free agent following the 2023 NFL Draft.
- » Waived by the Atlanta Falcons on Aug. 29, 2023.
- » Signed to the Atlanta Falcons practice squad on Sept. 20, 2023.
- » Signed to a Reserve/Future contract with the Atlanta Falcons on Jan. 9, 2024.

**CARLOS WASHINGTON JR.'S NFL REGULAR SEASON RUSHING/RECEIVING STATISTICS**

DATE	TEAM	RUSHING								RECEIVING				
		GP	GS	NO.	YDS.	AVG.	LG	TD	NO.	YDS.	AVG.	LG	TD	
2023	Falcons	0	0	0	0	0.0	0	0	0	0	0.0	0	0	
<b>NFL TOTALS</b>		0	0	0	0	0.0	0	0	0	0	0.0	0	0	

**CARLOS WASHINGTON JR.'S NFL REGULAR SEASON RETURN STATISTICS**

DATE	TEAM	KICKOFF RETURNS					PUNT RETURNS					
		RET.	YDS.	AVG.	LG	TD	NO.	FC	YDS.	AVG.	LG	TD
2023	Falcons	0	0	0.0	0	0	0	0	0	0.0	0	0
<b>NFL TOTALS</b>		0	0	0.0	0	0	0	0	0	0.0	0	0



**CARLOS WASHINGTON JR.'S 2023 GXG REGULAR-SEASON STATISTICS (FALCONS)**

DATE	OPPONENT	P/S	RUSHING					RECEIVING					W/L	SCORE
			NO.	YDS.	AVG.	LG	TD	NO.	YDS.	AVG.	LG	TD		
09/10	Panthers												W	24-10
09/17	Packers												W	25-24
09/24	at Lions												L	6-20
10/01	at Jaguars												L	7-23
10/08	Texans												W	21-19
10/15	Commanders												L	16-24
10/22	at Buccaneers												W	16-13
10/29	at Titans												L	23-28
11/05	Vikings												L	28-31
11/12	at Cardinals												L	23-25
11/26	Saints												W	24-15
12/03	at Jets												W	13-8
12/10	Buccaneers												L	25-29
12/17	at Panthers												L	7-9
12/24	Colts												W	29-10
12/31	at Bears												L	17-37
01/07	at Saints												L	17-48
<b>2023 TOTALS</b>		<b>0-0</b>	<b>0</b>	<b>0</b>	<b>0.0</b>	<b>0</b>	<b>0</b>	<b>0</b>	<b>0</b>	<b>0.0</b>	<b>0</b>	<b>0</b>	<b>0</b>	<b>7-10</b>



# 2023 SEASON

2024

---



# TEAM STATS

## WON 7, LOST 10

## ARTHUR SMITH (17 GAMES)

DATE	W/L	SCORE	OPPONENT	SCORE
09/10	W	24-10	Carolina	69,597
09/17	W	25-24	Green Bay	69,251
09/24	L	6-20	at Detroit	63,803
10/01	L	7-23	at Jacksonville (London)	85,716
10/08	W	21-19	Houston	69,481
10/15	L	16-24	Washington	69,221
10/22	W	16-13	at Tampa Bay	62,620
10/29	L	23-28	at Tennessee	68,008
11/05	L	28-31	Minnesota	69,715
11/12	L	23-25	at Arizona	62,881
11/28	W	24-15	New Orleans	70,166
12/03	W	13-8	at N.Y. Jets	74,455
12/10	L	25-29	Tampa Bay	69,496
12/17	L	7-9	at Carolina	70,301
12/24	W	29-10	Indianapolis	69,221
12/31	L	17-37	at Chicago	61,752
01/07	L	17-48	at New Orleans	70,072

## 2023 TEAM STATISTICS

	ATL	OPP.
<b>FIRST DOWNS</b>	<b>326</b>	<b>320</b>
Rushing	121	105
Passing	181	183
Penalty	24	32
Third Down-Made/Att	90/225	77/226
Third Down Efficiency	40.0%	33.8%
Fourth Down-Made/Att	8/19	11/23
Fourth Down Efficiency	42.1%	47.8%
<b>TOTAL NET YARDS</b>	<b>5,683</b>	<b>5,458</b>
Avg. Per Game	334.3	321.1
Total Plays	1,092	1,090
Avg. Per Play	5.2	5.0
<b>NET YARDS RUSHING</b>	<b>2,159</b>	<b>2,009</b>
Avg. Per Game	127.0	118.2
Total Rushes	822	499
Avg. Per Rush	4.1	4.0
<b>NET YARDS PASSING</b>	<b>3,524</b>	<b>3,449</b>
Avg. Per Game	207.3	202.9
Sacked/Yards Lost	40/261	42/256
Gross Yards	3,775	3,707
Attempts/Completions	530/327	549/340
Pct. of Completion	61.7%	61.9%
Had Intercepted	17	8
<b>PUNTS/AVERAGE</b>	<b>75/47.0</b>	<b>78/48.2</b>
Net Punting Average	41.5	43.9
<b>PUNT RETURN/AVG.</b>	<b>33/7.2</b>	<b>31/11.4</b>
<b>KICKOFF RETURN/AVG.</b>	<b>14/16.9</b>	<b>11/23.7</b>
<b>INTERCEPTION RETURN/AVG.</b>	<b>8/15.5</b>	<b>17/14.1</b>
<b>PENALTIES/YARDS</b>	<b>84/743</b>	<b>104/831</b>
<b>FUMBLES/BALL LOST</b>	<b>24/11</b>	<b>24/8</b>
<b>TOUCHDOWNS</b>	<b>32</b>	<b>36</b>
Rushing	14	11
Passing	17	24
Returns	1	1
<b>EXTRA POINTS/ATTEMPTS</b>	<b>27/28</b>	<b>34/34</b>
<b>TWO POINT CONVERSION/ATT.</b>	<b>2/4</b>	<b>1/2</b>
<b>FIELD GOALS/ATTEMPTS</b>	<b>32/37</b>	<b>39/41</b>
<b>AVG. TIME OF POSSESSION</b>	<b>29:09</b>	<b>30:51</b>

	Q1	Q2	Q3	Q4	OT	PTS
<b>TEAM</b>	61	91	48	121	0	321
<b>OPPONENTS</b>	65	128	91	89	0	373

SCORING	TD	RU	PA	FT	K-FAT	FG	2PT	S	PTS
Y. Koo	0	0	0	0	27/28	32/37	0	0	123
E. Robinson	8	4	4	0	0/0	0/0	0	0	48
T. Algeier	5	4	1	0	0/0	0/0	1	0	32
D. Ridder	5	5	0	0	0/0	0/0	0	0	30
K. Pitts	3	0	3	0	0/0	0/0	0	0	18
J. Smith	3	0	3	0	0/0	0/0	0	0	18
D. London	2	0	2	0	0/0	0/0	1	0	14
S. Miller	2	0	2	0	0/0	0/0	0	0	12
J. Bates III	1	0	0	1	0/0	0/0	0	0	6
T. Heinicke	1	1	0	0	0/0	0/0	0	0	6
C. Patterson	1	0	1	0	0/0	0/0	0	0	6
M. Pruitt	1	0	1	0	0/0	0/0	0	0	6
C. Campbell	0	0	0	0	0/0	0/0	1	2	2
<b>TEAM</b>	32	14	17	1	27/28	32/37	2	1	321
<b>OPPONENTS</b>	38	11	24	1	34/34	39/41	1	2	373

SCORE BY PERIOD	Q1	Q2	Q3	Q4	OT	PTS
<b>TEAM</b>	61	91	48	121	0	321
<b>OPPONENTS</b>	65	128	91	89	0	373

**SACKS:** B. Dupre 6.5, C. Campbell 6.5, A. Ebiketie 6.0, K. Ellis 4.0, D. Onyemata 4.0, L. Carter 3.0, Z. Harrison 3.0, R. Grant 3.0, N. Landman 2.0, G. Jarrett 1.5, K. Street 1.0, T. Graham 1.0, T. Anderson 0.5, **TM** 4.0, **OPP** 40.0 **FUM/LOST:** D. Ridder 12/7, B. Robinson 4/3, D. Alford 2/0, J. Smith 1/1, C. Patterson 1/0, T. Heinicke 1/0, K. Hodge 1/0, R. Neuzil 1/0, M. Pruitt 1/0, **TM** 24/11, **OPP** 24/8

PASSING	ATT	CMP	YDS	CMP%	YDS/ATT	TD	TD%	INT	INT%	LONG	SACK	LOST	RATING
D. Ridder	353	243	2,836	69.2	7.3	12	3.1	12	3.1	71	11	17	63.4
T. Heinicke	136	74	890	54.4	6.5	5	3.7	4	2.9	75t	8	47	74.7
L. Woodside	4	3	27	75.0	6.8	0	0.0	1	25.0	12	1	7	53.1
D. London	1	1	22	100.0	0.0	0	0.0	0	0.0	22	0	0	118.8
J. Smith	1	0	0	0.0	0.0	0	0.0	0	0.0	0	0	0	39.6
<b>TEAM</b>	530	327	3,716	61.7	7.1	17	3.2	17	3.2	163	40	23	63.6
<b>OPPONENTS</b>	549	340	3,707	61.9	6.8	29	4.4	8	1.5	61t	42	258	60.3

RUSHING	NO.	YDS	AVG	LONG	TD
B. Robinson	214	976	4.6	31	4
T. Algeier	186	983	3.7	38	4
D. Ridder	53	193	3.6	23	5
C. Patterson	50	181	3.6	18	0
T. Heinicke	15	124	8.3	24t	1
L. Woodside	1	6	6.0	6	0
K. Hodge	1	0	0.0	0	0
J. Smith	1	0	0.0	0	0
K. Pitts	1	-4	-4.0	-4	0
<b>TEAM</b>	622	2,159	4.1	38	14
<b>OPPONENTS</b>	499	2,009	4.0	38	11

RECEIVING	TAR	NO.	YDS	AVG	LONG	TD
D. London	110	69	905	13.1	45	2
K. Pitts	90	53	667	12.6	39	3
B. Robinson	86	58	487	8.4	71t	4
J. Smith	70	50	582	11.6	80t	3
M. Hollins	30	18	251	13.9	45	0
V. Jefferson	28	12	101	8.4	14	0
K. Hodge	23	14	232	16.6	52	0
T. Algeier	23	18	193	10.7	75t	1
S. Miller	16	11	161	14.6	58	2
M. Pruitt	12	9	110	12.2	22	1
C. Patterson	12	9	38	4.2	11	1
K. Smith II	3	3	33	11.0	28	0
D. Byrd	2	0	0	0.0	0	0
J. FitzPatrick	1	1	12	12.0	12	0
T. Fisk	1	1	9	9.0	9	0
D. Ridder	1	1	-6	-6.0	-6	0
<b>TEAM</b>	508	327	3,776	11.5	75t	17
<b>OPPONENTS</b>	518	340	3,707	10.9	61t	24

INTERCEPTIONS	NO.	YDS	AVG	LONG	TD
J. Bates III	6	95	15.8	92t	1
N. Landman	1	25	25.0	25	0
R. Grant	1	4	4.0	4	0
K. Street	1	3	3.0	3	0
<b>TEAM</b>	9	127	14.1	92t	1
<b>OPPONENTS</b>	17	240	14.1	74	1

FUMBLES	FUM	LST	FF	REC	TD
D. Ridder	12	7	0	4	0
B. Robinson	4	3	0	0	0
J. Smith	1	1	0	0	0
D. Alford	2	0	0	1	0
T. Heinicke	1	0	0	1	0
K. Hodge	1	0	0	2	0
R. Neuzil	1	0	0	0	0
C. Patterson	1	0	0	0	0
M. Pruitt	1	0	0	1	0
K. Smith II	0	0	0	2	0
<b>TEAM</b>	24	11	1	10	0
<b>OPPONENTS</b>	24	8	0	9	0

PUNTING	NO.	YDS	AVG	NET	TB	IN	LG	B
B. Pnlon	75	3,523	47.0	41.5	3	27	66	0
<b>TEAM</b>	75	3,523	47.0	41.5	3	27	66	0
<b>OPPONENTS</b>	78	3,782	48.2	43.9	5	31	72	0

PUNT RETURNS	RET	FC	YDS	AVG	LONG	TD
D. Alford	20	7	160	8.0	23	0
M. Hughes	11	10	67	6.1	16	0
B. Robinson	1	0	8	8.0	8	0
S. Miller	1	1	4	4.0	4	0
<b>TEAM</b>	33	18	239	7.2	23	0
<b>OPPONENTS</b>	31	24	353	11.4	61	0

KICKOFF RETURNS	NO.	YDS	AVG	LONG	TD
C. Patterson	7	153	21.9	29	0
M. Hughes	3	46	15.3	19	0
S. Miller	1	14	14.0	14	0
D. Alford	2	13	6.5	8	0
K. Smith II	1	10	10.0	10	0
<b>TEAM</b>	14	236	16.9	29	0
<b>OPPONENTS</b>	11	251	23.7	32	0

FIELD GOALS	ATT	MIS	YDS	LONG	TD
Y. Koo	0/0	0/0	0/0	0/0	0/0
<b>TEAM</b>	0/0	0/0	0/0	0/0	0/0
<b>OPPONENTS</b>	1/1	1/1	12/12	10/10	5/6

Y. Koo: (49G) (24G, 33G, 39G, 25G) (48G, 47W, 24G) (-) (33G, 37G) (47G) (24G, 41G, 51G) (29G, 49G, 36G) (52G, 43G, 23G, 54G) (36G) (39G) (22G, 42G) (20G, 50RU, 52WL) (-) (23G, 47G, 41G, 36G, 25G) (50SH, 42LU, 38G) (30G)  
**OPP:** (46G) (33G) (37G, 24G) (56G, 43G, 38G) (38G, 43G, 29G, 42G) (37G) (24G, 36G) (19G, 32G, 31G) (51G, 46G, 56G, 23G) (25G, 52G, 41G, 45G, 38G, 54SH) (27G, 46G) (55G, 38G) (34G, 25G, 23G) (33G) (55SH, 22G, 42G, 42G) (24G, 24G)

**2-PT Conv:** D. London 1, T. Algeier 1, T. Algeier 0, **TM** 2-4, **OPP** 1-2

# STATISTICAL REVIEW

## WON 7, LOST 10

## ARTHUR SMITH (17 GAMES)

DATE	RESULT	OPPONENT	SCORE
09/11	L	New Orleans	70,073
09/18	L	at L.A. Rams	71,802
09/25	W	at Seattle	68,773
10/02	W	Cleveland	69,435
10/09	L	at Tampa Bay	68,299
10/16	W	San Francisco	69,313
10/23	L	at Cincinnati	66,158
10/30	W	37-34 (OT) Carolina	68,996
11/06	L	L.A. Chargers	69,299
11/10	L	at Carolina	72,029
11/17	W	Chicago	69,757
11/27	L	at Washington	53,884
12/04	L	Pittsburgh	70,325
12/18	L	at New Orleans	70,041
12/24	L	at Baltimore	70,467
01/01	W	Arizona	69,269
01/08	W	Tampa Bay	69,276

## 2022 TEAM STATISTICS

	ATL	OPP.							
<b>FIRST DOWNS</b>	<b>330</b>	<b>351</b>							
Rushing	152	136							
Passing	148	200							
Penalty	30	15							
Third Down-Made/Att	82/196	101/220							
Third Down Efficiency	41.8%	45.9%							
Fourth Down-Made/Att	9/18	7/17							
Fourth Down Efficiency	50.0%	41.2%							
<b>TOTAL NET YARDS</b>	<b>5,417</b>	<b>6,156</b>							
Avg. Per Game	318.6	382.1							
Total Plays	1,011	1,082							
Avg. Per Play	5.4	5.7							
<b>NET YARDS RUSHING</b>	<b>2,718</b>	<b>2,214</b>							
Avg. Per Game	159.9	130.2							
Total Rushes	559	400							
Avg. Per Rush	4.9	4.4							
<b>NET YARDS PASSING</b>	<b>2,699</b>	<b>3,942</b>							
Avg. Per Game	158.8	231.9							
Sacked/Yards Lost	37/228	21/148							
Gross Yards	2,927	4,090							
Attempts/Completions	415/257	561/372							
Pct. of Completion	61.9%	66.3%							
Had Intercepted	9	10							
<b>PUNTS/AVERAGE</b>	<b>62/45.9</b>	<b>53/46.2</b>							
Net Punting Average	41.2	39.1							
<b>PUNT RETURN/AVG.</b>	<b>18/16.2</b>	<b>25/10.0</b>							
<b>KICKOFF RETURN/AVG.</b>	<b>28/22.6</b>	<b>21/22.4</b>							
<b>INTERCEPTION RETURN/AVG.</b>	<b>10/12.4</b>	<b>9/19.0</b>							
<b>PENALTIES/YARDS</b>	<b>68/594</b>	<b>100/804</b>							
<b>FUMBLES/BALL LOST</b>	<b>2/112</b>	<b>12/7</b>							
<b>TOUCHDOWNS</b>	<b>38</b>	<b>41</b>							
Rushing	17	15							
Passing	17	26							
Returns	4	0							
<b>EXTRA POINTS/ATTEMPTS</b>	<b>33/35</b>	<b>33/36</b>							
<b>TWO POINT CONVERSION/ATT.</b>	<b>3/3</b>	<b>4/5</b>							
<b>FIELD GOALS/ATTEMPTS</b>	<b>32/37</b>	<b>33/38</b>							
<b>AVG. TIME OF POSSESSION</b>	<b>29:47</b>	<b>30:13</b>							
<b>SCORE BY PERIODS</b>	<b>Q1</b>	<b>Q2</b>	<b>Q3</b>	<b>Q4</b>	<b>OT</b>	<b>PTS</b>			
<b>TEAM</b>	67	107	88	100	3	365			
<b>OPPONENTS</b>	88	163	59	76	0	386			
<b>SCORING</b>	<b>TD</b>	<b>RJ</b>	<b>PA</b>	<b>RT</b>	<b>K-FAT</b>	<b>FG</b>	<b>2PT</b>	<b>S</b>	<b>PTS</b>
Y. Koo	0	0	0	0	33/35	32/37	0	0	129
C. Patterson	9	8	0	1	0/0	0/0	0	0	54
T. Allgeier	4	3	1	0	0/0	0/0	1	0	26
D. London	4	0	4	0	0/0	0/0	1	0	26
M. Mariota	4	4	0	0	0/0	0/0	0	0	24
M. Pruitt	4	0	4	0	0/0	0/0	0	0	24
O. Zaccheaus	3	0	3	0	0/0	0/0	0	0	18
D. Byrd	2	0	2	0	0/0	0/0	0	0	12
L. Carter	2	0	0	2	0/0	0/0	0	0	12
K. Pitts	2	0	2	0	0/0	0/0	0	0	12
K. Hodge	1	0	1	0	0/0	0/0	1	0	8
J. Hawkins	1	0	0	1	0/0	0/0	0	0	6
C. Huntley	1	1	0	0	0/0	0/0	0	0	6
A. Williams	1	1	0	0	0/0	0/0	0	0	6
D. Alford	0	0	0	0	0/0	0/0	1	2	0
<b>TEAM</b>	39	17	17	4	33/35	32/37	3	1	365
<b>OPPONENTS</b>	41	15	26	0	33/36	33/38	4	0	386

	NO.	YDS	AVG	LONG	TD
<b>RUSHING</b>					
T. Allgeier	210	1,035	4.9	44	3
C. Patterson	144	695	4.8	40	8
M. Mariota	85	438	5.2	30	4
C. Huntley	76	366	4.8	30	1
A. Williams	22	109	5.0	21	1
D. Ridder	16	84	4.0	18	0
O. Zaccheaus	2	7	3.5	13	0
K. Smith II	1	2	2.0	2	0
D. Williams	2	2	1.0	2	0
F. Franks	1	0	0.0	0	0
<b>TEAM</b>	559	2,718	4.9	44	17
<b>OPPONENTS</b>	500	2,214	4.4	57	15

	TAR	NO.	YDS	AVG	LONG	TD
<b>RECEIVING</b>						
D. London	117	72	866	12.0	40	4
O. Zaccheaus	61	40	533	13.3	45	3
K. Pitts	59	28	366	12.7	33	2
C. Patterson	31	21	122	5.8	16	0
D. Byrd	23	13	268	20.6	75t	2
M. Pruitt	21	16	160	9.4	29	4
K. Hodge	20	13	202	15.5	39	1
T. Allgeier	17	16	139	8.7	28	1
A. Williams	14	13	61	4.7	10	0
A. Firkser	13	9	100	11.1	22	0
P. Hesse	11	9	89	9.9	22	0
B. Edwards	5	3	15	5.0	10	0
K. Smith II	2	1	8	8.0	8	0
C. Huntley	2	2	3	1.5	2	0
F. Franks	2	0	0	0.0	0	0
F. Darby	1	1	15	15.0	15	0
J. All	1	0	0	0.0	0	0
<b>TEAM</b>	400	257	2,927	11.4	75t	17
<b>OPPONENTS</b>	548	372	4,090	11.0	88t	26

	NO.	YDS	AVG	LONG	TD
<b>INTERCEPTIONS</b>					
M. Walker	2	33	16.5	21	0
R. Grant	2	22	11.0	12	0
J. Hawkins	2	14	7.0	14	0
L. Carter	1	28	28.0	28t	1
I. Oliver	1	27	27.0	27	0
D. Alford	1	0	0.0	0	0
C. Hayward Jr.	1	0	0.0	0	0
<b>TEAM</b>	10	124	12.4	28t	1
<b>OPPONENTS</b>	9	171	19.0	54	0

	FUM	LST	FF	REC	TD
<b>FUMBLES</b>					
D. London	3	3	0	0	0
M. Mariota	8	3	0	4	0
D. Ridder	3	2	0	0	0
T. Graham	1	1	0	0	0
C. Patterson	1	1	0	0	0
A. Williams	1	1	0	0	0
O. Zaccheaus	1	1	0	0	0
T. Allgeier	0	0	0	1	0
D. Dalman	1	0	0	0	0
J. Hawkins	0	0	1	1	1
C. Huntley	1	0	0	1	0
K. McGary	1	0	0	0	0
A. Terrell Jr.	1	0	0	0	0
<b>TEAM</b>	21	12	1	9	1
<b>OPPONENTS</b>	12	7	0	3	0

	NO.	YDS	AVG	NET	TE	IN	LG	B
<b>PUNTING</b>								
B. Pnion	62	2,845	45.9	41.2	2	23	73	0
<b>TEAM</b>	62	2,845	45.9	41.2	2	23	73	0
<b>OPPONENTS</b>	53	2,446	46.2	39.1	2	19	66	1

	RET	FC	YDS	AVG	LONG	TD
<b>PUNT RETURNS</b>						
A. Williams	18	19	292	16.2	56	0
<b>TEAM</b>	18	19	292	16.2	56	0
<b>OPPONENTS</b>	25	22	250	10.0	35	0

	NO.	YDS	AVG	LONG	TD
<b>KICKOFF RETURNS</b>					
A. Williams	16	313	19.6	30	0
C. Patterson	9	284	31.6	103t	1
K. Smith II	3	37	12.3	16	0
<b>TEAM</b>	28	634	22.6	103t	1
<b>OPPONENTS</b>	21	471	22.4	55	0

	FIELD	1-19	20-29	30-39	40-49	50+
<b>FIELD GOALS</b>						
Y. Koo	0/0	9/9	7/7	7/7	9/10	7/11
<b>TEAM</b>	0/0	9/9	7/7	7/7	9/10	7/11
<b>OPPONENTS</b>	0/0	7/7	11/12	13/15	13/15	2/4

Y. Koo: (54g, 50g, 40g, 27g, 63B) (44W, 28G) (41g, 54G) (30g, 21g, 45G) (52WR) (-) (43G) (30g, 34g, 41G) (29G, 50WR) (33G) (40G, 53G) (47g, 58SH, 48G) (50G, 51G, 28G) (28G) (32g, 34g, 37G) (27G, 21G) (48G, 24G, 51G)  
**OPP:** (44L) (49G, 51G) (20G) (32G, 31G, 25G) (29G, 45G) (21G, 44G) (37g, 42G, 32WL) (21G, 37G) (46G, 48G, 40G, 37G) (41G, 56CR) (30G, 45G) (46G, 48G, 49G, 33G) (21G, 55g, 27G, 21G) (38G, 36g, 43WL, 57G) (41G)

**2-PI Conv:** D. London 1, K. Hodge 1, T. Allgeier 1, TM 3-3, OPP 4-5

SACKS: G. Jarrett 6.0, L. Carter 4.0, A. Elibekite 2.0, R. Evans 2.0, A. Ogundiji 2.0, M. Walker 1.0, I. Oliver 1.0, A. Anderson 1.0, D. Malone 1.0, D. Alford 0.5, **TM** 21.0, **OPP** 36.0 **FUM/LOST:** M. Mariota 8/3, D. London 3/0, D. Ridder 3/2, C. Patterson 1/1, O. Zaccheaus 1/1, A. Williams 1/1, T. Graham 1/0, D. Dalman 1/0, C. Huntley 1/0, A. Terrell Jr. 1/0, **TM** 12/12, **OPP** 12/7

	PASSING	ATT	CMP	YDS	CMP%	YDS/ATT	TD	INT	INT%	LONG	SACK	LOST	RATING
M. Mariota	300	184	2,219	61.3	7.4	15	5.0	9	3.0	75t	28	195	88.2
D. Ridder	115	73	708	63.5	6.2	2	1.7	0	0.0	40	9	33	86.4
<b>TEAM</b>	415	257	2,927	61.9	7.1	17	4.1	9	2.2	75t	37	228	87.7
<b>OPPONENTS</b>	561	372	4,090	66.3	7.3	26	4.6	10	1.8	88t	21	148	95.7



# STATISTICAL REVIEW

## TWO-POINT CONVERSIONS

FALCONS TOTAL	3-3
OPP TOTAL	4-5

## FALCONS INDIVIDUAL SINGLE-GAME BESTS

<b>Points</b>	18	Marcus Mariota	vs. 49ers	10/16
		Marcus Mariota	vs. Panthers	10/30
<b>Touchdowns</b>	2	Cordarrelle Patterson	vs. Chargers	11/06
<b>Passes Attempted</b>	33	Desmond Ridder	at Ravens	12/24
		Marcus Mariota	vs. Saints	09/11
<b>Passes Completed</b>	22	Desmond Ridder	at Ravens	12/24
<b>Completion Percentage</b>	92.8	Marcus Mariota	vs. 49ers	10/16
<b>Passing Yards</b>	253	Marcus Mariota	vs. Panthers	10/30
<b>Yards Per Attempt</b>	11.5	Marcus Mariota	at Seahawks	09/25
<b>Touchdown Passes</b>	3	Marcus Mariota	vs. Panthers	10/30
<b>Pass Receptions</b>	8	Drake London	at Rams	09/18
<b>Receiving Yards</b>	120	Drake London	vs. Buccaneers	01/08
<b>Touchdown Receptions</b>	1	MyCole Pruitt	vs. Buccaneers	01/08
		Olamide Zaccheaus	vs. Buccaneers	01/08
		MyCole Pruitt	vs. Steelers	12/04
		MyCole Pruitt	at Commanders	11/27
		Drake London	vs. Bears	11/20
		KhaDarel Hodge	at Panthers	11/10
		Drake London	at Panthers	11/10
		Tyler Allgeier	vs. Panthers	10/30
		Damiere Byrd	vs. Panthers	10/30
		Kyle Pitts	vs. Panthers	10/30
		Damiere Byrd	at Bengals	10/23
		Kyle Pitts	vs. 49ers	10/16
		MyCole Pruitt	vs. 49ers	10/16
		Olamide Zaccheaus	at Buccaneers	10/09
		Drake London	at Seahawks	09/25
		Drake London	at Rams	09/18
		Olamide Zaccheaus	at Rams	09/18
<b>Rushing Yards</b>	141	Cordarrelle Patterson	at Seahawks	09/25
<b>Rushing Attempts</b>	24	Tyler Allgeier	vs. Buccaneers	01/08

## 2022 DEFENSIVE STATISTICS

PLAYER	SOLO	ASST	TOTAL	TFL	SACKS	YDS.	PRFR	FFINT.	YDS.	PD
R. Evans	86	73	159	6	2.0/17.0	3	2	1	0/0	4
R. Grant	69	53	122	3	0.0/0.0	1	1	1	2/22	7
M. Walker	56	51	107	4	1.0/9.0	1	0	1	2/33	6
J. Hawkins	43	39	82	0	0.0/0.0	1	1	1	2/14	6
T. Andersen	35	27	62	3	0.0/0.0	3	0	1	0/0	1
G. Jarrett	30	31	61	12	6.0/50.0	17	0	0	0/0	3
L. Carter	29	29	58	6	4.0/26.0	12	1	0	1/28	2
A. Terrell Jr.	36	11	47	1	0.0/0.0	0	1	0	0/0	9
D. Hall	28	16	44	1	0.0/0.0	0	1	1	0/0	3
A. Ogundiji	19	23	42	3	2.0/2.0	1	0	0	0/0	0
A. Anderson	15	25	40	2	1.0/6.0	1	0	0	0/0	1
I. Oliver	24	12	36	3	1.0/7.0	2	0	0	1/27	7
T. Graham	15	19	34	1	0.0/0.0	8	1	0	0/0	0
C. Armstrong	22	11	33	0	0.0/0.0	0	0	0	0/0	7
A. Ebiketie	21	9	30	3	2.5/18.5	11	0	2	0/0	2
T. Horne	13	14	27	0	0.0/0.0	1	0	0	0/0	1
D. Alford	18	7	25	1	0.5/3.5	1	0	0	1/0	7
D. Malone	16	8	24	4	1.0/9.0	2	0	0	0/0	0
C. Hayward Jr.	14	3	17	0	0.0/0.0	0	0	0	1/0	3
J. Dalton	8	5	13	1	0.0/0.0	0	0	0	0/0	0
M. Dickerson	3	9	12	1	0.0/0.0	1	0	0	0/0	0
J. Johnson	7	3	10	0	0.0/0.0	1	0	0	0/0	0
M. Ford	3	5	8	1	0.0/0.0	1	0	0	0/0	0
D. Marlowe	6	1	7	0	0.0/0.0	0	0	0	0/0	0
E. Harris	4	3	7	0	0.0/0.0	0	0	0	0/0	0
A. Rush	3	4	7	0	0.0/0.0	0	0	0	0/0	0
R. Fenton	3	1	4	0	0.0/0.0	0	0	0	0/0	0
Q. Bell	2	1	3	1	0.0/0.0	0	0	0	0/0	0
N. Landman	0	1	1	0	0.0/0.0	1	0	0	0/0	0
<b>TOTALS</b>	<b>628</b>	<b>494</b>	<b>1122</b>	<b>57</b>	<b>21.0/148.0</b>	<b>69</b>	<b>8</b>	<b>8</b>	<b>10/124</b>	<b>69</b>

## 2022 SPECIAL TEAMS STATISTICS

	SOLO	ASST	TOTAL	SMITH II, KEITH	2	1	3
Hodge, KhaDarel	7	2	9	Williams, Avery	0	3	3
Andersen, Troy	5	2	7	Hawkins, Jaylinn	2	0	2
Ford, Mike	4	3	7	Allgeier, Tyler	1	0	1
Kwiatkoski, Nick	3	4	7	Franks, Feleipe	1	0	1
Harris, Erik	3	3	6	Grant, Richie	1	0	1
Malone, DeAngelo	2	3	5	Hall, Darren	1	0	1
Marlowe, Dean	1	3	4	Oliver, Isaiah	1	0	1
McCullough, Liam	1	2	3	<b>TOTALS</b>	<b>35</b>	<b>26</b>	<b>61</b>

## DEFENSIVE AND SPECIAL TEAMS BIG PLAYS

TD (2): Lorenzo Carter, 28-yard INT	CAROLINA (10/30)
Cordarrelle Patterson, 103-yard KR	CHICAGO (11/20)
S (1): Dee Alford ()	at L.A. Rams (9/18)

## 2022 RANKINGS BY YARDAGE

	OFFENSE		DEFENSE		
	NFC	NFL	NFC	NFL	
Rushing	6	9	Rushing	9	20
Passing	12	22	Passing	3	8
Total	--	17	Total	--	11

# STATISTICAL REVIEW

<b>Rushing Average</b>	9.9	Tyler Allgeier	vs. Chargers	11/06
<b>Rushing Touchdowns</b>	2	Cordarrelle Patterson	vs. Chargers	11/06
<b>Yards From Scrimmage</b>	153	Cordarrelle Patterson	at Seahawks	09/25
<b>Combined Net Yards</b>	206	Cordarrelle Patterson	vs. Bears	11/20
<b>Interceptions Made</b>	1	Mykal Walker	at Commanders	11/27
		Jaylinn Hawkins	vs. Bears	11/20
		Richie Grant	vs. Chargers	11/06
		Lorenzo Carter	vs. Panthers	10/30
		Jaylinn Hawkins	vs. 49ers	10/16
		Isaiah Oliver	vs. 49ers	10/16
		Dee Alford	vs. Browns	10/02
		Richie Grant	at Seahawks	09/25
		Casey Hayward Jr.	at Rams	09/18
		Mykal Walker	at Rams	09/18
<b>INT Return Yards</b>	28	Lorenzo Carter	vs. Panthers	10/30
<b>Tackles</b>	15	Rashaan Evans	vs. Steelers	12/04
<b>Sacks</b>	1.5	Grady Jarrett	vs. Saints	09/11
<b>Punts</b>	6	Bradley Pinion	at Bengals	10/23
		Bradley Pinion	at Buccaneers	10/09
<b>Punts Inside the 20</b>	3	Bradley Pinion	at Saints	12/18
		Bradley Pinion	vs. Steelers	12/04
		Bradley Pinion	vs. 49ers	10/16
		Bradley Pinion	at Buccaneers	10/09
<b>Punting Average</b>	73.0	Bradley Pinion	at Seahawks	09/25
<b>Punt Returns</b>	3	Avery Williams	vs. Bears	11/20
		Avery Williams	vs. Saints	09/11
<b>Punt Return Yards</b>	64	Avery Williams	at Bengals	10/23
<b>Kickoff Returns</b>	4	Avery Williams	vs. Panthers	10/30
<b>Kickoff Return Yards</b>	147	Cordarrelle Patterson	vs. Bears	11/20
<b>Field Goals Attempted</b>	5	Youngbue Koo	vs. Saints	09/11
<b>Field Goals Made</b>	4	Youngbue Koo	vs. Saints	09/11

## FALCONS LONGEST PLAYS

<b>Run From Scrimmage</b>	44	Tyler Allgeier	vs. Chargers	11/06
---------------------------	----	----------------	--------------	-------

# STATISTICAL REVIEW

<b>Touchdown Run</b>	17	Cordarrelle Patterson	at Seahawks	09/25
<b>Passing Long</b>	75	Marcus Mariota	at Bengals	10/23
<b>Touchdown Pass Long</b>	75	Marcus Mariota	at Bengals	10/23
<b>Pass Reception</b>	75	Damiere Byrd	at Bengals	10/23
<b>Touchdown Reception</b>	75	Damiere Byrd	at Bengals	10/23
<b>Interception Return</b>	28	Lorenzo Carter	vs. Panthers	10/30
<b>Longest INT Return for TD</b>	28	Lorenzo Carter	vs. Panthers	10/30
<b>Kickoff Return</b>	103	Cordarrelle Patterson	vs. Bears	11/20
<b>Punt</b>	73	Bradley Pinion	at Seahawks	09/25
<b>Field Goal</b>	54	Younghoe Koo	at Seahawks	09/25
		Younghoe Koo	vs. Saints	09/11
<b>Field Goal Attempt</b>	63	Younghoe Koo	vs. Saints	09/11

# GAME SUMMARIES

## WEEK 1

Mercedes-Benz Stadium



24-10



### Atlanta Falcons

PASSING	ATT	CP	YDS	SK/YD	TD	LG	INT	RTG
Desmond Ridder	18	15	115	4/24	1	34	0	111.8
<b>TOTAL</b>	<b>18</b>	<b>15</b>	<b>115</b>	<b>4/24</b>	<b>1</b>	<b>34</b>	<b>0</b>	<b>111.8</b>

RUSHING	ATT	YDS	AVG	LG	TD
Tyler Allgeier	15	75	5.0	22	2
Bijan Robinson	10	56	5.6	21	0
Desmond Ridder	1	-1	-1.0	-1	0
<b>TOTAL</b>	<b>26</b>	<b>130</b>	<b>5.0</b>	<b>22</b>	<b>2</b>

RECEIVING	NO	YDS	AVG	LG	TD
Bijan Robinson	6	27	4.5	17	1
Mack Hollins	3	31	10.3	11	0
Tyler Allgeier	3	19	6.3	12	0
Kyle Pitts	2	44	22.0	34	0
Desmond Ridder	1	-6	-6.0	-6	0
<b>TOTAL</b>	<b>15</b>	<b>115</b>	<b>7.7</b>	<b>34</b>	<b>1</b>

TOP DEFENSE	TOT	SOLO	AST	SCK	YDS	INT
Jessie Bates III	10	5	5	0.0	0.0	2
Troy Andersen	10	3	7	0.5	3.5	0
Kaden Elliss	9	6	3	0.0	0.0	0

FIELD GOALS	FGM/FGA	PERCENT	RESULTS
Younghoe Koo	1-1	100.0	49G
<b>TOTAL</b>	<b>1-1</b>	<b>100.0</b>	

### Carolina Panthers

PASSING	ATT	CP	YDS	SK/YD	TD	LG	INT	RTG
Bryce Young	38	20	146	2/19	1	14	2	48.8
<b>TOTAL</b>	<b>38</b>	<b>20</b>	<b>146</b>	<b>2/19</b>	<b>1</b>	<b>14</b>	<b>2</b>	<b>48.8</b>

RUSHING	ATT	YDS	AVG	LG	TD
Miles Sanders	18	72	4.0	10	0
Chuba Hubbard	9	60	6.7	21	0
Bryce Young	3	17	5.7	16	0
Laviska Shenault Jr.	2	5	2.5	5	0
<b>TOTAL</b>	<b>32</b>	<b>154</b>	<b>4.8</b>	<b>21</b>	<b>0</b>

RECEIVING	NO	YDS	AVG	LG	TD
Hayden Hurst	5	41	8.2	14	1
Miles Sanders	4	26	6.5	11	0
Terrace Marshall Jr.	2	23	11.5	12	0
Jonathan Mingo	2	17	8.5	9	0
Laviska Shenault Jr.	2	16	8.0	14	0
Adam Thielen	2	12	6.0	9	0
Chuba Hubbard	2	9	4.5	7	0
Giovanni Ricci	1	2	2.0	2	0
<b>TOTAL</b>	<b>20</b>	<b>146</b>	<b>7.3</b>	<b>14</b>	<b>1</b>

TOP DEFENSE	TOT	SOLO	AST	SCK	YDS	INT
Derrick Brown	8	8	0	1.0	13.0	0
Brian Burns	7	5	2	2.0	11.0	0
Jeremy Chinn	7	3	4	0.0	0.0	0

FIELD GOALS	FGM/FGA	PERCENT	RESULTS
Eddy Piñeiro	1-1	100.0	43G
<b>TOTAL</b>	<b>1-1</b>	<b>100.0</b>	

### Scoring Drives

TEAM	QTR	TIME	SCORING PLAY	CAR	ATL
Falcons	2	14:54	B. Robinson 11 yd. pass from D. Ridder (Y. Koo kick) (3-17, 1:07)	0	7
Panthers	2	05:09	H. Hurst 4 yd. pass from B. Young (E. Pineiro kick) (12-75, 7:18)	7	7
Panthers	3	10:46	E. Pineiro 43 yd. Field Goal (9-50, 4:14)	10	7
Falcons	3	04:52	Y. Koo 49 yd. Field Goal (4-5, 1:46)	10	10
Falcons	4	14:12	T. Allgeier 3 yd. run (Y. Koo kick) (7-61, 3:12)	10	17
Falcons	4	04:48	T. Allgeier 3 yd. run (Y. Koo kick) (6-56, 2:21)	10	24



# GAME SUMMARIES

## WEEK 2

Mercedes-Benz Stadium



25-24



### Atlanta Falcons

PASSING	ATT	CP	YDS	SK/YD	TD	LG	INT	RTG
Desmond Ridder	32	19	237	1/2	1	45	1	79.8
<b>TOTAL</b>	<b>32</b>	<b>19</b>	<b>237</b>	<b>1/2</b>	<b>1</b>	<b>45</b>	<b>1</b>	<b>79.8</b>

RUSHING	ATT	YDS	AVG	LG	TD
Bijan Robinson	19	124	6.5	19	0
Tyler Allgeier	16	48	3.0	10	0
Desmond Ridder	10	39	3.9	9	1
<b>TOTAL</b>	<b>45</b>	<b>211</b>	<b>4.7</b>	<b>19</b>	<b>1</b>

RECEIVING	NO	YDS	AVG	LG	TD
Drake London	6	67	11.2	24	1
Bijan Robinson	4	48	12.0	29	0
Jonnu Smith	4	47	11.8	17	0
Mack Hollins	3	60	20.0	45	0
Kyle Pitts	2	15	7.5	9	0
<b>TOTAL</b>	<b>19</b>	<b>237</b>	<b>12.5</b>	<b>45</b>	<b>1</b>

TOP DEFENSE	TOT	SOLO	AST	SCK	YDS	INT
Kaden Elliss	6	6	0	1.0	11.0	0
Richie Grant	4	3	1	0.0	0.0	0
Nate Landman	4	3	1	0.0	0.0	0

FIELD GOALS	FGM/FGA	PERCENT	RESULTS
Younghoe Koo	4-4	100.0	24G, 33G, 39G, 25G
<b>TOTAL</b>	<b>4-4</b>	<b>100.0</b>	

### Green Bay Packers

PASSING	ATT	CP	YDS	SK/YD	TD	LG	INT	RTG
Jordan Love	25	14	151	1/11	3	32t	0	113.5
<b>TOTAL</b>	<b>25</b>	<b>14</b>	<b>151</b>	<b>1/11</b>	<b>3</b>	<b>32T</b>	<b>0</b>	<b>113.5</b>

RUSHING	ATT	YDS	AVG	LG	TD
AJ Dillon	15	55	3.7	8	0
Jordan Love	2	23	11.5	24	0
Emanuel Wilson	3	5	1.7	7	0
Patrick Taylor	1	1	1.0	1	0
<b>TOTAL</b>	<b>21</b>	<b>84</b>	<b>4.0</b>	<b>24</b>	<b>0</b>

RECEIVING	NO	YDS	AVG	LG	TD
Jayden Reed	4	37	9.3	10t	2
Dontayvion Wicks	2	40	20.0	32t	1
Romeo Doubs	2	30	15.0	15	0
Luke Musgrave	2	25	12.5	17	0
Josiah Deguara	2	5	2.5	4	0
AJ Dillon	1	8	8.0	8	0
Samori Toure	1	6	6.0	6	0
<b>TOTAL</b>	<b>14</b>	<b>151</b>	<b>10.8</b>	<b>32T</b>	<b>3</b>

TOP DEFENSE	TOT	SOLO	AST	SCK	YDS	INT
Ogaj Walker	17	8	9	0.0	0.0	0
De'Vondre Campbell	14	7	7	0.0	0.0	0
Darnell Savage	8	6	2	0.0	0.0	0

FIELD GOALS	FGM/FGA	PERCENT	RESULTS
Anders Carlson	1-1	100.0	33G
<b>TOTAL</b>	<b>1-1</b>	<b>100.0</b>	

### Scoring Drives

TEAM	QTR	TIME	SCORING PLAY	GB	ATL
Falcons	1	03:50	Y.Koo 24 yd. Field Goal (15-67, 6:43)	0	3
Packers	2	13:33	J.Reed 9 yd. pass from J.Love (A. Carlson kick) (11-84, 5:17)	7	3
Packers	2	03:06	A. Carlson 33 yd. Field Goal (10-44, 5:45)	10	3
Falcons	2	00:12	D.London 3 yd. pass from D.Ridder (kick failed, wl) (11-75, 2:54)	10	9
Packers	3	10:31	D.Wicks 32 yd. pass from J.Love (A. Carlson kick) (6-65, 3:58)	17	9
Falcons	3	03:07	Y.Koo 33 yd. Field Goal (13-60, 7:24)	17	12
Packers	3	00:56	J.Reed 10 yd. pass from J.Love (A. Carlson kick) (4-78, 2:11)	24	12
Falcons	4	11:48	D.Ridder 6 yd. run (Y.Koo kick) (8-75, 4:08)	24	19
Falcons	4	08:10	Y.Koo 39 yd. Field Goal (8-44, 2:41)	24	22
Falcons	4	00:57	Y.Koo 25 yd. Field Goal (12-66, 5:10)	24	25

# GAME SUMMARIES

## WEEK 3

Ford Field



20-6



### Detroit Lions

PASSING	ATT	CP	YDS	SK/YD	TD	LG	INT	RTG
Jared Goff	33	22	243	0/0	1	45t	1	85.8
<b>TOTAL</b>	<b>33</b>	<b>22</b>	<b>243</b>	<b>0/0</b>	<b>1</b>	<b>45T</b>	<b>1</b>	<b>85.8</b>

RUSHING	ATT	YDS	AVG	LG	TD
Jahmyr Gibbs	17	80	4.7	21	0
Craig Reynolds	4	15	3.8	8	0
Zonovan Knight	3	13	4.3	8	0
Amon-Ra St. Brown	1	4	4.0	4	0
Jared Goff	5	3	0.6	3t	1
Jason Cabinda	1	0	0.0	0	0
<b>TOTAL</b>	<b>31</b>	<b>115</b>	<b>3.7</b>	<b>21</b>	<b>1</b>

RECEIVING	NO	YDS	AVG	LG	TD
Amon-Ra St. Brown	9	102	11.3	20	0
Sam LaPorta	8	84	10.5	45t	1
Kalif Raymond	4	55	13.8	22	0
Jahmyr Gibbs	1	2	2.0	2	0
<b>TOTAL</b>	<b>22</b>	<b>243</b>	<b>11.0</b>	<b>45T</b>	<b>1</b>

TOP DEFENSE	TOT	SOLO	AST	SCK	YDS	INT
Brian Branch	11	11	0	0.0	0.0	0
Jerry Jacobs	7	7	0	0.0	0.0	0
Tracy Walker	6	4	2	0.0	0.0	0

FIELD GOALS	FGM/FGA	PERCENT	RESULTS
Riley Patterson	2-2	100.0	37G, 24G
<b>TOTAL</b>	<b>2-2</b>	<b>100.0</b>	

### Atlanta Falcons

PASSING	ATT	CP	YDS	SK/YD	TD	LG	INT	RTG
Deshaun Watson	38	21	201	7/62	0	28	0	70.2
<b>TOTAL</b>	<b>38</b>	<b>21</b>	<b>201</b>	<b>7/62</b>	<b>0</b>	<b>28</b>	<b>0</b>	<b>70.2</b>

RUSHING	ATT	YDS	AVG	LG	TD
Bijan Robinson	10	33	3.3	11	0
Tyler Allgeier	7	12	1.7	5	0
Deshaun Watson	2	3	1.5	2	0
Kyle Pitts	1	-4	-4.0	-4	0
<b>TOTAL</b>	<b>20</b>	<b>44</b>	<b>2.2</b>	<b>11</b>	<b>0</b>

RECEIVING	NO	YDS	AVG	LG	TD
Kyle Pitts	5	41	8.2	16	0
Jonnu Smith	5	37	7.4	12	0
Bijan Robinson	4	27	6.8	10	0
Drake London	2	31	15.5	28	0
Tyler Allgeier	2	17	8.5	16	0
MacK Hollins	1	23	23.0	23	0
KhaDarel Hodge	1	15	15.0	15	0
MyCole Pruitt	1	10	10.0	10	0
<b>TOTAL</b>	<b>21</b>	<b>201</b>	<b>9.6</b>	<b>28</b>	<b>0</b>

TOP DEFENSE	TOT	SOLO	AST	SCK	YDS	INT
Jessie Bates III	11	6	5	0.0	0.0	1
Kaden Elliss	10	5	5	0.0	0.0	0
Troy Andersen	8	3	5	0.0	0.0	0

FIELD GOALS	FGM/FGA	PERCENT	RESULTS
Youngbuck Koo	2-3	66.7	48G, 47WL, 24G
<b>TOTAL</b>	<b>2-3</b>	<b>66.0</b>	

### Scoring Drives

TEAM	QTR	TIME	SCORING PLAY	ATL	DET
Lions	1	01:46	R.Patterson 37 yd. Field Goal (11-48, 6:31)	0	3
Falcons	2	11:32	Y.Koo 48 yd. Field Goal (10-45, 5:14)	3	3
Lions	2	10:05	S.LaPorta 45 yd. pass from J.Goff (R.Patterson kick) (5-75, 1:27)	3	10
Lions	2	01:53	R.Patterson 24 yd. Field Goal (13-67, 7:09)	3	13
Lions	4	09:50	J.Goff 3 yd. run (R.Patterson kick) (7-62, 3:52)	3	20
Falcons	4	04:19	Y.Koo 24 yd. Field Goal (17-76, 5:31)	6	20

# GAME SUMMARIES

## WEEK 4

Wembley Stadium



23-7



### Jacksonville Jaguars

PASSING	ATT	CP	YDS	SK/YD	TD	LG	INT	RTG
Trevor Lawrence	30	23	207	2/12	1	30t	0	105.8
<b>TOTAL</b>	<b>30</b>	<b>23</b>	<b>207</b>	<b>2/12</b>	<b>1</b>	<b>30T</b>	<b>0</b>	<b>105.8</b>

RUSHING	ATT	YDS	AVG	LG	TD
Travis Etienne Jr.	20	55	2.8	7	0
Trevor Lawrence	8	42	5.3	22	0
Tank Bigsby	3	10	3.3	6	0
D'Ernest Johnson	1	-2	-2.0	-2	0
<b>TOTAL</b>	<b>32</b>	<b>105</b>	<b>3.3</b>	<b>22</b>	<b>0</b>

RECEIVING	NO	YDS	AVG	LG	TD
Christian Kirk	8	84	10.5	30	0
Evan Engram	7	59	8.4	19	0
Travis Etienne Jr.	3	17	5.7	8	0
Calvin Ridley	2	38	19.0	30t	1
Luke Farrell	2	10	5.0	7	0
Tim Jones	1	-1	-1.0	-1	0
<b>TOTAL</b>	<b>23</b>	<b>207</b>	<b>9.0</b>	<b>30T</b>	<b>1</b>

TOP DEFENSE	TOT	SOLO	AST	SCK	YDS	INT
Foyesade Oluokun	9	8	1	0.0	0.0	0
Chad Muma	7	3	4	0.0	0.0	0
Tyson Campbell	6	5	1	0.0	0.0	0

FIELD GOALS	FGM/FGA	PERCENT	RESULTS
Brandon McManus	3-3	100.0	56G, 43G, 38G
<b>TOTAL</b>	<b>3-3</b>	<b>100.0</b>	

### Atlanta Falcons

PASSING	ATT	CP	YDS	SK/YD	TD	LG	INT	RTG
Deshaun Watson	31	19	191	4/31	1	33	2	62.7
<b>TOTAL</b>	<b>31</b>	<b>19</b>	<b>191</b>	<b>4/31</b>	<b>1</b>	<b>33</b>	<b>2</b>	<b>62.7</b>

RUSHING	ATT	YDS	AVG	LG	TD
Bijan Robinson	14	105	7.5	38	0
Tyler Allgeier	7	16	2.3	9	0
Deshaun Watson	1	6	6.0	6	0
<b>TOTAL</b>	<b>22</b>	<b>127</b>	<b>5.8</b>	<b>38</b>	<b>0</b>

RECEIVING	NO	YDS	AVG	LG	TD
Jonnu Smith	6	95	15.8	33	0
Bijan Robinson	5	32	6.4	9	0
Drake London	3	28	9.3	15t	1
Kyle Pitts	2	21	10.5	13	0
KhaDarel Hodge	2	19	9.5	10	0
Tyler Allgeier	1	-4	-4.0	-4	0
<b>TOTAL</b>	<b>19</b>	<b>191</b>	<b>10.1</b>	<b>33</b>	<b>1</b>

TOP DEFENSE	TOT	SOLO	AST	SCK	YDS	INT
Richie Grant	11	9	2	0.0	0.0	0
Nate Landman	9	7	2	0.0	0.0	0
Jessie Bates III	8	5	3	0.0	0.0	0

FIELD GOALS	FGM/FGA	PERCENT	RESULTS
			No Field Goals

### Scoring Drives

TEAM	QTR	TIME	SCORING PLAY	ATL	JAX
Jaguars	1	05:44	C.Ridley 30 yd. pass from T.Lawrence (B.McManus kick) (8-72, 3:49)	0	7
Jaguars	2	14:51	B.McManus 56 yd. Field Goal (8-46, 3:32)	0	10
Jaguars	2	04:31	Dari.Williams 61 yd. interception return (B.McManus kick)	0	17
Falcons	3	11:38	D.London 15 yd. pass from D.Ridder (Y.Koo kick) (8-75, 3:22)	7	17
Jaguars	4	10:36	B.McManus 43 yd. Field Goal (13-65, 7:21)	7	20
Jaguars	4	01:56	B.McManus 38 yd. Field Goal (10-74, 4:05)	7	23

# GAME SUMMARIES

## WEEK 5

Mercedes-Benz Stadium



21-19



### Atlanta Falcons

PASSING	ATT	CP	YDS	SK/YD	TD	LG	INT	RTG
Desmond Ridder	37	28	329	0/0	1	32	0	111.2
Drake London	1	1	22	0/0	0	22	0	118.8
<b>TOTAL</b>	<b>38</b>	<b>29</b>	<b>351</b>	<b>0/0</b>	<b>1</b>	<b>32</b>	<b>0</b>	<b>112.9</b>

RUSHING	ATT	YDS	AVG	LG	TD
Bijan Robinson	14	46	3.3	13	0
Tyler Allgeier	17	40	2.4	12	0
Desmond Ridder	4	10	2.5	7t	1
KhaDarel Hodge	1	0	0.0	0	0
<b>TOTAL</b>	<b>36</b>	<b>96</b>	<b>2.7</b>	<b>13</b>	<b>1</b>

RECEIVING	NO	YDS	AVG	LG	TD
Kyle Pitts	7	87	12.4	20	0
Drake London	6	78	13.0	32	0
Jonnu Smith	6	67	11.2	22	0
Mack Hollins	2	29	14.5	19	0
Bijan Robinson	2	12	6.0	6t	1
Scotty Miller	2	10	5.0	7	0
Keith Smith II	1	28	28.0	28	0
MyCole Pruitt	1	22	22.0	22	0
KhaDarel Hodge	1	11	11.0	11	0
Cardarrelle Patterson	1	7	7.0	7	0
<b>TOTAL</b>	<b>29</b>	<b>351</b>	<b>12.1</b>	<b>32</b>	<b>1</b>

TOP DEFENSE	TOT	SOLO	AST	SCK	YDS	INT
Nate Landman	8	4	4	0.0	0.0	0
Jeff Okudah	6	5	1	0.0	0.0	0
Dee Alford	6	4	2	0.0	0.0	0

FIELD GOALS	FGM/FGA	PERCENT	RESULTS
Youngbue	2-2	100.0	33G, 37G
Koo			
<b>TOTAL</b>	<b>2-2</b>	<b>100.0</b>	

### Houston Texans

PASSING	ATT	CP	YDS	SK/YD	TD	LG	INT	RTG
C.J. Stroud	35	20	249	0/0	1	29	0	88.9
<b>TOTAL</b>	<b>35</b>	<b>20</b>	<b>249</b>	<b>0/0</b>	<b>1</b>	<b>29</b>	<b>0</b>	<b>88.9</b>

RUSHING	ATT	YDS	AVG	LG	TD
Dameon Pierce	20	66	3.3	15	0
C.J. Stroud	1	2	2.0	2	0
Tank Dell	2	-4	-2.0	1	0
<b>TOTAL</b>	<b>23</b>	<b>64</b>	<b>2.8</b>	<b>15</b>	<b>0</b>

RECEIVING	NO	YDS	AVG	LG	TD
Dalton Schultz	7	65	9.3	18t	1
Tank Dell	3	57	19.0	29	0
Nico Collins	3	39	13.0	25	0
Robert Woods	3	30	10.0	13	0
John Metchie III	2	20	10.0	14	0
Teagan Quitoriano	1	22	22.0	22	0
Dameon Pierce	1	16	16.0	16	0
<b>TOTAL</b>	<b>20</b>	<b>249</b>	<b>12.5</b>	<b>29</b>	<b>1</b>

TOP DEFENSE	TOT	SOLO	AST	SCK	YDS	INT
Jalen Pitre	13	8	5	0.0	0.0	0
Henry To'o'o'o	12	6	6	0.0	0.0	0
Blake Cashman	9	5	4	0.0	0.0	0

FIELD GOALS	FGM/FGA	PERCENT	RESULTS
Ka'imi Fairbairn	4-4	100.0	38G, 43G, 28G, 42G
<b>TOTAL</b>	<b>4-4</b>	<b>100.0</b>	

### Scoring Drives

TEAM	QTR	TIME	SCORING PLAY	HOU	ATL
Texans	1	10:38	K. Fairbairn 38 yd. Field Goal (6-28, 2:56)	3	0
Falcons	1	06:48	D. Ridder 7 yd. run (Y. Koo kick) (7-75, 3:50)	3	7
Texans	2	14:10	K. Fairbairn 43 yd. Field Goal (7-49, 2:59)	6	7
Texans	2	00:03	K. Fairbairn 28 yd. Field Goal (10-79, 1:42)	9	7
Texans	3	09:35	K. Fairbairn 42 yd. Field Goal (4-6, 1:19)	12	7
Falcons	4	12:12	B. Robinson 6 yd. pass from D. Ridder (D. Ridder-T. Allgeier pass) (13-74, 6:41)	12	15
Falcons	4	06:57	Y. Koo 33 yd. Field Goal (9-59, 4:15)	12	18
Texans	4	01:49	D. Schultz 18 yd. pass from C. Stroud (K. Fairbairn kick) (11-75, 5:08)	19	18
Falcons	4	00:01	Y. Koo 37 yd. Field Goal (10-56, 1:49)	19	21

# GAME SUMMARIES

## WEEK 6

Mercedes-Benz Stadium



24-16



### Washington Commanders

PASSING	ATT	CP	YDS	SK/YD	TD	LG	INT	RTG
Sam Howell	23	14	151	5/30	3	24t	0	119.7
<b>TOTAL</b>	<b>23</b>	<b>14</b>	<b>151</b>	<b>5/30</b>	<b>3</b>	<b>24T</b>	<b>0</b>	<b>119.7</b>

RUSHING	ATT	YDS	AVG	LG	TD
Brian Robinson Jr.	10	31	3.1	9	0
Chris Rodriguez Jr.	4	23	5.8	13	0
Antonio Gibson	3	15	5.0	9	0
Sam Howell	4	3	0.8	4	0
Curtis Samuel	1	0	0.0	0	0
<b>TOTAL</b>	<b>22</b>	<b>72</b>	<b>3.3</b>	<b>13</b>	<b>0</b>

RECEIVING	NO	YDS	AVG	LG	TD
Terry McLaurin	6	81	13.5	22	0
Curtis Samuel	4	42	10.5	16	1
Brian Robinson Jr.	2	25	12.5	24t	1
Logan Thomas	1	2	2.0	2	0
Antonio Gibson	1	1	1.0	1t	1
<b>TOTAL</b>	<b>14</b>	<b>151</b>	<b>10.8</b>	<b>24T</b>	<b>3</b>

TOP DEFENSE	TOT	SOLO	AST	SCK	YDS	INT
Cody Barton	15	5	10	0.0	0.0	0
Kamren Curl	11	8	3	0.0	0.0	0
Kendall Fuller	9	9	0	0.0	0.0	1

FIELD GOALS	FGM/FGA	PERCENT	RESULTS
Joey Slye	1-1	100.0	37G
<b>TOTAL</b>	<b>1-1</b>	<b>100.0</b>	

### Atlanta Falcons

PASSING	ATT	CP	YDS	SK/YD	TD	LG	INT	RTG
Deshaun Watson	47	28	307	3/11	2	32	3	66.5
Drew Ridder								
<b>TOTAL</b>	<b>47</b>	<b>28</b>	<b>307</b>	<b>3/11</b>	<b>2</b>	<b>32</b>	<b>3</b>	<b>66.5</b>

RUSHING	ATT	YDS	AVG	LG	TD
Tyler Allgeier	13	51	3.9	11	0
Bijan Robinson	13	37	2.8	9	0
Deshaun Watson	2	18	9.0	13	0
Drew Ridder	2	18	9.0	13	0
Cordarrelle Patterson	1	0	0.0	0	0
<b>TOTAL</b>	<b>29</b>	<b>106</b>	<b>3.7</b>	<b>13</b>	<b>0</b>

RECEIVING	NO	YDS	AVG	LG	TD
Drake London	9	125	13.9	32	0
Bijan Robinson	5	43	8.6	22	0
Kyle Pitts	4	43	10.8	19	1
Jonnu Smith	4	36	9.0	17	1
Mack Hollins	3	41	13.7	18	0
MyCole Pruitt	1	9	9.0	9	0
Cordarrelle Patterson	1	6	6.0	6	0
Scotty Miller	1	4	4.0	4	0
<b>TOTAL</b>	<b>28</b>	<b>307</b>	<b>11.0</b>	<b>32</b>	<b>2</b>

TOP DEFENSE	TOT	SOLO	AST	SCK	YDS	INT
Nate Landman	8	5	3	0.0	0.0	0
Jessie Bates III	5	3	2	0.0	0.0	0
Kaden Elliss	4	4	0	0.0	0.0	0

FIELD GOALS	FGM/FGA	PERCENT	RESULTS
Younghoe Koo	1-1	100.0	47G
<b>TOTAL</b>	<b>1-1</b>	<b>100.0</b>	

### Scoring Drives

TEAM	QTR	TIME	SCORING PLAY	WAS	ATL
Commanders	1	08:45	J.Slye 37 yd. Field Goal (12-56, 6:15)	3	0
Falcons	1	02:46	K.Pitts 9 yd. pass from D.Ridder (Y.Koo kick) (11-75, 5:59)	3	7
Commanders	2	11:47	A.Gibson 1 yd. pass from S.Howell (J.Slye kick) (3-11, 1:30)	10	7
Commanders	2	05:18	C.Samuel 7 yd. pass from S.Howell (J.Slye kick) (7-52, 3:02)	17	7
Falcons	2	01:31	Y.Koo 47 yd. Field Goal (10-46, 3:47)	17	10
Commanders	3	12:03	B.Robinson 24 yd. pass from S.Howell (J.Slye kick) (2-27, 0:52)	24	10
Falcons	4	12:38	J.Smith 2 yd. pass from D.Ridder (run failed) (12-81, 6:53)	24	16

# GAME SUMMARIES

## WEEK 7

Raymond James Stadium



16-13



### Atlanta Falcons

PASSING	ATT	CP	YDS	SK/YD	TD	LG	INT	RTG
Desmond Ridder	25	19	250	1/5	0	46	0	107.1
<b>TOTAL</b>	<b>25</b>	<b>19</b>	<b>250</b>	<b>1/5</b>	<b>0</b>	<b>46</b>	<b>0</b>	<b>107.1</b>

RUSHING	ATT	YDS	AVG	LG	TD
Tyler Allgeier	21	59	2.8	12	0
Cordarrelle Patterson	10	56	5.6	18	0
Desmond Ridder	6	38	6.3	19	1
Bijan Robinson	1	3	3.0	3	0
<b>TOTAL</b>	<b>38</b>	<b>156</b>	<b>4.1</b>	<b>19</b>	<b>1</b>

RECEIVING	NO	YDS	AVG	LG	TD
Drake London	6	54	9.0	15	0
Tyler Allgeier	3	53	17.7	46	0
Kyle Pitts	3	47	15.7	39	0
Jonnu Smith	3	27	9.0	18	0
Scotty Miller	1	46	46.0	46	0
KhaDarel Hodge	1	19	19.0	19	0
Van Jefferson	1	5	5.0	5	0
Keith Smith II	1	-1	-1.0	-1	0
<b>TOTAL</b>	<b>19</b>	<b>250</b>	<b>13.2</b>	<b>46</b>	<b>0</b>

TOP DEFENSE	TOT	SOLO	AST	SCK	YDS	INT
Nate Landman	12	5	7	0.0	0.0	0
Richie Grant	8	5	3	0.0	0.0	1
Jessie Bates III	6	5	1	0.0	0.0	0

FIELD GOALS	FGM/FGA	PERCENT	RESULTS
Younghoe Koo	3-3	100.0	24G, 41G, 51G
<b>TOTAL</b>	<b>3-3</b>	<b>100.0</b>	

### Tampa Bay Buccaneers

PASSING	ATT	CP	YDS	SK/YD	TD	LG	INT	RTG
Baker Mayfield	42	27	275	3/19	1	40t	1	81.0
<b>TOTAL</b>	<b>42</b>	<b>27</b>	<b>275</b>	<b>3/19</b>	<b>1</b>	<b>40T</b>	<b>1</b>	<b>81.0</b>

RUSHING	ATT	YDS	AVG	LG	TD
Rachaad White	13	34	2.6	13	0
Baker Mayfield	3	32	10.7	31	0
Ke'Shawn Vaughn	4	7	1.8	9	0
<b>TOTAL</b>	<b>20</b>	<b>73</b>	<b>3.7</b>	<b>31</b>	<b>0</b>

RECEIVING	NO	YDS	AVG	LG	TD
Mike Evans	6	82	13.7	40t	1
Chris Godwin	6	66	11.0	33	0
Rachaad White	6	65	10.8	22	0
Cade Otton	5	43	8.6	12	0
Deven Thompson	3	14	4.7	9	0
Trey Palmer	1	5	5.0	5	0
<b>TOTAL</b>	<b>27</b>	<b>275</b>	<b>10.2</b>	<b>40T</b>	<b>1</b>

TOP DEFENSE	TOT	SOLO	AST	SCK	YDS	INT
Lavonte David	13	8	5	0.0	0.0	0
Jamel Dean	10	9	1	0.0	0.0	0
Ryan Neal	10	6	4	0.0	0.0	0

FIELD GOALS	FGM/FGA	PERCENT	RESULTS
Chase McLaughlin	2-2	100.0	24G, 36G
<b>TOTAL</b>	<b>2-2</b>	<b>100.0</b>	

### Scoring Drives

TEAM	QTR	TIME	SCORING PLAY	ATL	TB
Falcons	1	06:48	D.Ridder 2 yd. run (Y.Koo kick) (8-58, 3:51)	7	0
Buccaneers	1	03:24	M.Evans 40 yd. pass from B.Mayfield (C.McLaughlin kick) (7-67, 3:24)	7	7
Falcons	2	11:51	Y.Koo 24 yd. Field Goal (8-62, 3:00)	10	7
Buccaneers	2	05:14	C.McLaughlin 24 yd. Field Goal (15-76, 6:37)	10	10
Falcons	3	02:04	Y.Koo 41 yd. Field Goal (8-40, 3:55)	13	10
Buccaneers	4	00:45	C.McLaughlin 36 yd. Field Goal (10-49, 1:51)	13	13
Falcons	4	00:00	Y.Koo 51 yd. Field Goal (5-42, 0:45)	16	13

# GAME SUMMARIES

## WEEK 8

Nissan Stadium



28-23



### Tennessee Titans

PASSING	ATT	CP	YDS	SK/YD	TD	LG	INT	RTG
Will Lewis	29	19	238	2/12	4	61T	0	130.5
<b>TOTAL</b>	<b>29</b>	<b>19</b>	<b>238</b>	<b>2/12</b>	<b>4</b>	<b>61T</b>	<b>0</b>	<b>130.5</b>

RUSHING	ATT	YDS	AVG	LG	TD
Derrick Henry	22	101	4.6	14	0
Tyjae Spears	3	27	9.0	23	0
Will Lewis	7	11	1.6	5	0
Malik Willis	2	4	2.0	4	0
Chig Okonkwo	1	4	4.0	4	0
Amani Hooker	1	2	2.0	2	0
<b>TOTAL</b>	<b>36</b>	<b>149</b>	<b>4.1</b>	<b>23</b>	<b>0</b>

RECEIVING	NO	YDS	AVG	LG	TD
DeAndre Hopkins	4	128	32.0	61T	3
Chig Okonkwo	4	23	5.8	12	0
Derrick Henry	4	21	5.3	8	0
Kyle Philips	3	24	8.0	10	0
Tyjae Spears	3	9	3.0	5	0
Nick Westbrook-Ikhine	1	33	33.0	33T	1
<b>TOTAL</b>	<b>19</b>	<b>238</b>	<b>12.5</b>	<b>61T</b>	<b>4</b>

TOP DEFENSE	TOT	SOLO	AST	SCK	YDS	INT
Azeez Al-Shaair	11	7	4	0.0	0.0	0
Kristian Fulton	9	5	4	0.0	0.0	0
Amani Hooker	1	7	0	0.0	0.0	0

FIELD GOALS	FGM/FGA	PERCENT	RESULTS
			NO Field Goals

### Atlanta Falcons

PASSING	ATT	CP	YDS	SK/YD	TD	LG	INT	RTG
Taylor Heinicke	21	12	175	1/8	1	52	0	100.3
Desmond Ridder	12	8	71	5/36	0	13	0	82.3
Jonny Smith	1	0	0	0/0	0	0	0	39.6
<b>TOTAL</b>	<b>34</b>	<b>20</b>	<b>246</b>	<b>6/44</b>	<b>1</b>	<b>52</b>	<b>0</b>	<b>91.1</b>

RUSHING	ATT	YDS	AVG	LG	TD
Bijan Robinson	11	82	8.6	25	1
Tyler Allgeier	8	31	3.9	9	0
Desmond Ridder	3	26	8.7	23	0
Taylor Heinicke	2	14	7.0	11	0
Cordarrelle Patterson	2	7	3.5	4	0
<b>TOTAL</b>	<b>26</b>	<b>140</b>	<b>5.4</b>	<b>25</b>	<b>1</b>

RECEIVING	NO	YDS	AVG	LG	TD
Drake London	5	55	11.0	21	0
KhaBarel Hodge	3	75	25.0	52	0
Kyle Pitts	3	36	11.7	14	0
Van Jefferson	3	24	8.0	11	0
Mack Hollins	2	27	13.5	20	0
Scotty Miller	2	14	7.0	9t	1
Jonnu Smith	1	13	13.0	13	0
MyCole Pruitt	1	3	3.0	3	0
<b>TOTAL</b>	<b>20</b>	<b>246</b>	<b>12.3</b>	<b>62</b>	<b>1</b>

TOP DEFENSE	TOT	SOLO	AST	SCK	YDS	INT
Kaden Elliss	8	6	2	0.0	0.0	0
Richie Grant	8	5	3	0.0	0.0	0
Nate Landman	8	4	4	0.0	0.0	0

FIELD GOALS	FGM/FGA	PERCENT	RESULTS
Younghoe Koo		3-3	100.0
<b>TOTAL</b>		<b>3-3</b>	<b>100.0</b>

### Scoring Drives

TEAM	QTR	TIME	SCORING PLAY	ATL	TEN
Falcons	1	09:47	Y. Koo 29 yd. Field Goal (7-18, 3:15)	3	0
Titans	1	02:28	D. Hopkins 47 yd. pass from W. Lewis (N. Folk kick) (4-61, 1:52)	3	7
Titans	2	05:27	D. Hopkins 16 yd. pass from W. Lewis (N. Folk kick) (5-33, 2:50)	3	14
Falcons	3	12:06	Y. Koo 49 yd. Field Goal (7-44, 2:54)	6	14
Falcons	3	03:02	Y. Koo 39 yd. Field Goal (11-59, 4:06)	9	14
Titans	3	01:37	D. Hopkins 61 yd. pass from W. Lewis (N. Folk kick) (3-75, 1:25)	9	21
Falcons	4	14:17	B. Robinson 13 yd. run (Y. Koo kick) (5-75, 2:20)	16	21
Titans	4	08:59	N. Westbrook-Ikhine 33 yd. pass from W. Lewis (N. Folk kick) (9-85, 4:52)	18	28
Falcons	4	03:46	S. Miller 8 yd. pass from T. Heinicke (Y. Koo kick) (8-75, 3:13)	23	28

# GAME SUMMARIES

## WEEK 9

Mercedes-Benz Stadium



31-28



### Minnesota Vikings

PASSING	ATT	CP	YDS	SK/YD	TD	LG	INT	RTG
Joshua Dobbs	30	20	158	3/12	2	29	0	101.8
Jaren Hall	6	5	78	0/0	0	47	0	118.8
Cam Akers	0	0	0	1/7	0	0	0	0.0
<b>TOTAL</b>	<b>36</b>	<b>25</b>	<b>236</b>	<b>4/19</b>	<b>2</b>	<b>47</b>	<b>0</b>	<b>105.8</b>

RUSHING	ATT	YDS	AVG	LG	TD
Joshua Dobbs	7	66	9.4	22	1
Alexander Mattison	16	44	2.8	8	0
Cam Akers	8	25	3.1	19	0
Jaren Hall	2	11	5.5	8	0
<b>TOTAL</b>	<b>33</b>	<b>146</b>	<b>4.4</b>	<b>22</b>	<b>1</b>

RECEIVING	NO	YDS	AVG	LG	TD
T.J. Hockenson	7	69	9.9	29	0
Jordan Addison	5	52	10.4	24	0
Cam Akers	3	13	4.3	11	0
Alexander Mattison	2	49	24.5	47	1
K.J. Osborn	2	17	8.5	13	0
Brandon Powell	2	15	7.5	9	1
Josh Oliver	2	1	0.5	2	0
Johnny Mundt	1	18	18.0	18	0
Triston Jackson	1	2	2.0	2	0
<b>TOTAL</b>	<b>25</b>	<b>236</b>	<b>9.4</b>	<b>47</b>	<b>2</b>

TOP DEFENSE	TOT	SOLO	AST	SCK	YDS	INT
Jordan Hicks	11	9	2	1.0	8.0	0
Danielle Hunter	9	5	4	0.0	0.0	0
Akayleb Evans	7	5	2	0.0	0.0	0

FIELD GOALS	FGM/FGA	PERCENT	RESULTS
Greg Joseph	3-3	100.0	19G, 32G, 31G
<b>TOTAL</b>	<b>3-3</b>	<b>100.0</b>	

### Atlanta Falcons

PASSING	ATT	CP	YDS	SK/YD	TD	LG	INT	RTG
Taylor Heinicke	38	21	268	1/8	1	60t	1	75.3
<b>TOTAL</b>	<b>38</b>	<b>21</b>	<b>268</b>	<b>1/8</b>	<b>1</b>	<b>60T</b>	<b>1</b>	<b>75.3</b>

RUSHING	ATT	YDS	AVG	LG	TD
Bijan Robinson	11	51	4.6	14	0
Taylor Heinicke	12	39	3.3	13	1
Taylor Heinicke	3	20	6.7	13	0
Cordarrelle Patterson	1	0	0.0	0	0
Jonnu Smith	1	0	0.0	0	0
<b>TOTAL</b>	<b>28</b>	<b>110</b>	<b>3.9</b>	<b>14</b>	<b>1</b>

RECEIVING	NO	YDS	AVG	LG	TD
Jonnu Smith	5	100	20.0	60t	1
Kyle Pitts	4	56	14.0	27	0
KhaDarel Hodge	3	60	20.0	31	0
Mack Hollins	3	36	12.0	18	0
Bijan Robinson	2	8	4.0	7	0
Taylor Heinicke	2	-9	-4.5	-1	0
Van Jefferson	1	14	14.0	14	0
Cordarrelle Patterson	1	3	3.0	3	0
<b>TOTAL</b>	<b>21</b>	<b>268</b>	<b>12.8</b>	<b>60T</b>	<b>1</b>

TOP DEFENSE	TOT	SOLO	AST	SCK	YDS	INT
Nate Landman	10	5	5	1.0	7.0	0
David Onyemata	10	5	5	1.0	3.0	0
Kaden Elliss	9	5	4	0.0	0.0	0

FIELD GOALS	FGM/FGA	PERCENT	RESULTS
Youngbue Koo	4-4	100.0	52G, 43G, 23G, 54G
<b>TOTAL</b>	<b>4-4</b>	<b>100.0</b>	

### Scoring Drives

TEAM	QTR	TIME	SCORING PLAY	MIN	ATL
Falcons	1	07:06	Y.Koo 52 yd. Field Goal (5-34, 1:53)	0	3
Vikings	1	02:20	G.Joseph 19 yd. Field Goal (9-74, 4:46)	3	3
Falcons	2	14:04	J.Dobbs sacked in end zone by C.Campbell for a Safety	3	5
Falcons	2	08:57	Y.Koo 43 yd. Field Goal (10-38, 5:07)	3	8
Falcons	2	05:32	Y.Koo 23 yd. Field Goal (4--4, 2:01)	3	11
Vikings	2	00:55	A.Mattison 2 yd. pass from J.Dobbs (G.Joseph kick) (13-75, 4:37)	10	11
Falcons	3	12:15	Y.Koo 54 yd. Field Goal (4--6, 1:32)	10	14
Vikings	3	08:13	G.Joseph 32 yd. Field Goal (8-61, 4:02)	13	14
Falcons	3	08:54	J.Smith 60 yd. pass from T.Heinicke (Y.Koo kick) (4-75, 1:19)	13	21
Vikings	3	02:20	J.Dobbs 18 yd. run (J.Dobbs-T.Jackson pass) (6-40, 2:34)	21	21
Vikings	4	14:18	G.Joseph 31 yd. Field Goal (5-11, 2:54)	21	21
Falcons	4	02:08	T.Allgeier 5 yd. run (Y.Koo kick) (13-79, 6:58)	24	28
Vikings	4	00:22	B.Powell 6 yd. pass from J.Dobbs (G.Joseph kick) (11-75, 1:46)	31	28



# GAME SUMMARIES

## WEEK 10

State Farm Stadium



25-23



### Arizona Cardinals

PASSING	ATT	CP	YDS	SK/YD	TD	LG	INT	RTG
Kyler Murray	32	19	249	2/19	0	33	1	71.0
<b>TOTAL</b>	<b>32</b>	<b>19</b>	<b>249</b>	<b>2/19</b>	<b>0</b>	<b>33</b>	<b>1</b>	<b>71.0</b>

RUSHING	ATT	YDS	AVG	LG	TD
James Conner	16	73	4.6	11	0
Kyler Murray	6	33	5.5	13	1
Tony Jones Jr.	1	13	13.0	13	0
Keanontay Ingram	2	2	1.0	2	0
Clayton Tune	1	1	1.0	1t	1
<b>TOTAL</b>	<b>26</b>	<b>122</b>	<b>4.7</b>	<b>13</b>	<b>2</b>

RECEIVING	NO	YDS	AVG	LG	TD
Trey McBride	8	131	16.4	33	0
Rondale Moore	5	43	8.6	12	0
Michael Wilson	3	34	11.3	16	0
Geoff Swaim	2	13	6.5	7	0
Marquise Brown	1	28	28.0	28	0
<b>TOTAL</b>	<b>19</b>	<b>249</b>	<b>13.1</b>	<b>33</b>	<b>0</b>

TOP DEFENSE	TOT	SOLO	AST	SCK	YDS	INT
Kyzir White	11	6	5	0.0	0.0	0
Budda	10	5	5	0.0	0.0	0
Baker						
BJ Ojulari	8	4	4	2.0	17.0	0

FIELD GOALS	FGM/FGA	PERCENT	RESULTS
Matt Prater	4-4	100.0	51G, 46G, 56G, 23G
<b>TOTAL</b>	<b>4-4</b>	<b>100.0</b>	

### Atlanta Falcons

PASSING	ATT	CP	YDS	SK/YD	TD	LG	INT	RTG
Taylor Heinicke	15	8	55	3/24	1	17	0	84.0
Desmond Ridder	6	4	39	0/0	0	18	0	84.7
<b>TOTAL</b>	<b>21</b>	<b>12</b>	<b>94</b>	<b>3/24</b>	<b>1</b>	<b>18</b>	<b>0</b>	<b>84.2</b>

RUSHING	ATT	YDS	AVG	LG	TD
Bijan Robinson	22	95	4.3	17	1
Taylor Heinicke	4	34	8.5	16	0
Tyler Allgeier	9	31	3.4	8	0
Cordarrelle Patterson	3	13	4.3	6	0
Desmond Ridder	3	11	3.7	9t	1
<b>TOTAL</b>	<b>41</b>	<b>184</b>	<b>4.5</b>	<b>17</b>	<b>2</b>

RECEIVING	NO	YDS	AVG	LG	TD
Drake London	3	36	12.0	18	0
Kyle Pitts	3	30	10.0	17	0
Cordarrelle Patterson	2	7	3.5	5	0
Bijan Robinson	1	11	11.0	11	0
Tyler Allgeier	1	7	7.0	7	0
Scotty Miller	1	2	2.0	2t	1
Jonnu Smith	1	1	1.0	1	0
<b>TOTAL</b>	<b>12</b>	<b>94</b>	<b>7.8</b>	<b>18</b>	<b>1</b>

TOP DEFENSE	TOT	SOLO	AST	SCK	YDS	INT
Jessie Bates III	13	11	2	0.0	0.0	0
Kaden Elliss	11	6	5	1.0	8.0	0
Richie Grant	9	7	2	0.0	0.0	0

FIELD GOALS	FGM/FGA	PERCENT	RESULTS
Younghoe Koo	1-1	100.0	36G
<b>TOTAL</b>	<b>1-1</b>	<b>100.0</b>	

### Scoring Drives

TEAM	QTR	TIME	SCORING PLAY	ATL	ARI
Cardinals	1	04:48	M.Prater 51 yd. Field Goal (15-63, 7:48)	0	3
Falcons	2	13:27	S.Miller 2 yd. pass from T.Heinicke (Y.Koo kick) (12-75, 6:21)	7	3
Cardinals	2	10:32	M.Prater 46 yd. Field Goal (6-47, 2:55)	7	6
Falcons	2	04:07	B.Robinson 5 yd. run (Y.Koo kick) (13-75, 6:25)	14	6
Cardinals	2	00:10	K.Murray 6 yd. run (pass failed) (9-75, 3:57)	14	12
Cardinals	3	09:16	M.Prater 56 yd. Field Goal (9-38, 4:49)	14	15
Falcons	3	05:18	Y.Koo 36 yd. Field Goal (4--3, 1:17)	17	15
Cardinals	3	00:19	C.Tune 1 yd. run (M.Prater kick) (3-21, 0:49)	17	22
Falcons	4	02:33	D.Ridder 9 yd. run (pass failed) (8-74, 3:10)	23	22
Cardinals	4	00:00	M.Prater 23 yd. Field Goal (11-70, 2:33)	23	25

# GAME SUMMARIES

## WEEK 12

Mercedes-Benz Stadium



24-15



### Atlanta Falcons

PASSING	ATT	CP	YDS	SK/YD	TD	LG	INT	RTG
Desmond Ridder	21	13	168	0/0	1	29	2	63.3
<b>TOTAL</b>	<b>21</b>	<b>13</b>	<b>168</b>	<b>0/0</b>	<b>1</b>	<b>29</b>	<b>2</b>	<b>63.3</b>

RUSHING	ATT	YDS	AVG	LG	TD
Bijan Robinson	16	91	5.7	17	1
Tyler Allgeier	10	64	6.4	14	0
Cordarrelle Patterson	8	43	5.4	12	0
Desmond Ridder	7	30	4.3	16	0
<b>TOTAL</b>	<b>41</b>	<b>228</b>	<b>5.6</b>	<b>17</b>	<b>1</b>

RECEIVING	NO	YDS	AVG	LG	TD
Drake London	5	91	18.2	29	0
Bijan Robinson	3	32	10.7	26t	1
Kyle Pitts	2	22	11.0	11	0
Van Jefferson	1	13	13.0	13	0
Keith Smith II	1	6	6.0	6	0
Scotty Miller	1	4	4.0	4	0
<b>TOTAL</b>	<b>13</b>	<b>168</b>	<b>12.9</b>	<b>29</b>	<b>1</b>

TOP DEFENSE	TOT	SOLO	AST	SCK	YDS	INT
Jessie Bates III	12	7	5	0.0	0.0	1
Jeff Okudah	8	7	1	0.0	0.0	0
DeMarcco Hellams	7	4	3	0.0	0.0	0

FIELD GOALS	FGM/FGA	PERCENT	RESULTS
Younghoe Koo	1-1	100.0	39G
<b>TOTAL</b>	<b>1-1</b>	<b>100.0</b>	

### New Orleans Saints

PASSING	ATT	CP	YDS	SK/YD	TD	LG	INT	RTG
Derek Carr	38	24	304	1/8	0	51	1	77.1
<b>TOTAL</b>	<b>38</b>	<b>24</b>	<b>304</b>	<b>1/8</b>	<b>0</b>	<b>51</b>	<b>1</b>	<b>77.1</b>

RUSHING	ATT	YDS	AVG	LG	TD
Alvin Kamara	15	69	4.6	16	0
Lynn Bowden Jr.	2	40	20.0	29	0
Taysom Hill	7	26	3.7	10	0
Derek Carr	2	7	3.5	8	0
Jamaal Williams	2	6	3.0	3	0
<b>TOTAL</b>	<b>28</b>	<b>148</b>	<b>5.3</b>	<b>29</b>	<b>0</b>

RECEIVING	NO	YDS	AVG	LG	TD
Chris Olave	7	114	16.3	51	0
Alvin Kamara	4	50	12.5	20	0
Juwon Johnson	4	45	11.3	23	0
Taysom Hill	2	55	27.5	36	0
Keith Kirkwood	2	20	10.0	13	0
Rashid Shaheed	2	9	4.5	5	0
Jamaal Williams	2	4	2.0	4	0
A.T. Perry	1	7	7.0	7	0
<b>TOTAL</b>	<b>24</b>	<b>304</b>	<b>12.7</b>	<b>51</b>	<b>0</b>

TOP DEFENSE	TOT	SOLO	AST	SCK	YDS	INT
Carl Granderson	10	4	6	0.0	0.0	0
Pete Werner	8	7	1	0.0	0.0	0
Marcus Maye	8	5	3	0.0	0.0	0

FIELD GOALS	FGM/FGA	PERCENT	RESULTS
Blake Grupe	5-6	83.3	25G, 52G, 41G, 45G, 39G, 54SH
<b>TOTAL</b>	<b>5-6</b>	<b>83.0</b>	

### Scoring Drives

TEAM	QTR	TIME	SCORING PLAY	NO	ATL
Saints	1	08:10	B.Grupe 25 yd. Field Goal (10-77, 3:58)	3	0
Falcons	1	01:46	J.Bates 92 yd. Interception return (Y.Koo kick)	3	7
Saints	2	14:16	B.Grupe 52 yd. Field Goal (7-41, 2:30)	6	7
Falcons	2	08:56	B.Robinson 10 yd. run (Y.Koo kick) (10-78, 5:20)	6	14
Saints	2	03:54	B.Grupe 41 yd. Field Goal (12-52, 5:02)	9	14
Saints	3	03:27	B.Grupe 45 yd. Field Goal (14-65, 8:13)	12	14
Falcons	4	09:57	B.Robinson 26 yd. pass from D.Ridder (Y.Koo kick) (9-95, 5:03)	12	21
Saints	4	06:24	B.Grupe 39 yd. Field Goal (8-54, 3:33)	15	21
Falcons	4	01:47	Y.Koo 39 yd. Field Goal (10-54, 4:37)	15	24

# GAME SUMMARIES

## WEEK 13

MetLife Stadium



13-8



### Atlanta Falcons

PASSING	ATT	CP	YDS	SK/YD	TD	LG	INT	RTG
Desmond Ridder	27	12	121	3/17	1	20t	0	70.1
<b>TOTAL</b>	<b>27</b>	<b>12</b>	<b>121</b>	<b>3/17</b>	<b>1</b>	<b>20T</b>	<b>0</b>	<b>70.1</b>

RUSHING	ATT	YDS	AVG	LG	TD
Bijan Robinson	18	53	2.9	12	0
Tyler Allgeier	8	26	3.3	6	0
Cordarrelle Patterson	5	11	2.2	7	0
Desmond Ridder	3	0	0.0	1	0
<b>TOTAL</b>	<b>34</b>	<b>90</b>	<b>2.6</b>	<b>12</b>	<b>0</b>

RECEIVING	NO	YDS	AVG	LG	TD
Kyle Pitts	4	51	12.8	16	0
Bijan Robinson	3	26	8.7	9	0
Jonnu Smith	2	10	5.0	9	0
MyCole Pruitt	1	20	20.0	20t	1
Drake London	1	8	8.0	8	0
Cordarrelle Patterson	1	6	6.0	6	0
<b>TOTAL</b>	<b>12</b>	<b>121</b>	<b>10.1</b>	<b>20T</b>	<b>1</b>

TOP DEFENSE	TOT	SOLO	AST	SCK	YDS	INT
Jessie Bates III	7	5	2	0.0	0.0	1
Bud Dupree	7	3	4	2.0	10.0	0
Kaden Elliss	6	5	1	0.0	0.0	0

FIELD GOALS	FGM/FGA	PERCENT	RESULTS
Younghoe Koo	2-2	100.0	22G, 42G
<b>TOTAL</b>	<b>2-2</b>	<b>100.0</b>	

### New York Jets

PASSING	ATT	CP	YDS	SK/YD	TD	LG	INT	RTG
Tim Boyle	25	14	148	1/5	0	36	1	56.8
Trevor Siemian	13	5	66	3/12	0	25	0	55.3
<b>TOTAL</b>	<b>38</b>	<b>19</b>	<b>214</b>	<b>4/17</b>	<b>0</b>	<b>36</b>	<b>1</b>	<b>56.3</b>

RUSHING	ATT	YDS	AVG	LG	TD
Dalvin Cook	9	35	3.9	14	0
Breece Hall	13	16	1.2	9	0
Trevor Siemian	1	8	8.0	8	0
Tim Boyle	1	2	2.0	2	0
Xavier Gipson	1	1	1.0	1	0
<b>TOTAL</b>	<b>25</b>	<b>62</b>	<b>2.5</b>	<b>14</b>	<b>0</b>

RECEIVING	NO	YDS	AVG	LG	TD
Breece Hall	6	29	4.8	9	0
Xavier Gipson	5	77	15.4	36	0
Garrett Wilson	3	50	16.7	31	0
Tyler Conklin	3	35	11.7	16	0
Jeremy Ruckert	1	12	12.0	12	0
Dalvin Cook	1	11	11.0	11	0
<b>TOTAL</b>	<b>19</b>	<b>214</b>	<b>11.3</b>	<b>36</b>	<b>0</b>

TOP DEFENSE	TOT	SOLO	AST	SCK	YDS	INT
Quincy Williams	9	4	5	0.0	0.0	0
Tony Adams	8	5	3	0.0	0.0	0
Jordan Whitehead	6	5	1	0.0	0.0	0

FIELD GOALS	FGM/FGA	PERCENT	RESULTS
Greg Zuerlein	2-2	100.0	27G, 46G
<b>TOTAL</b>	<b>2-2</b>	<b>100.0</b>	

### Scoring Drives

TEAM	QTR	TIME	SCORING PLAY	ATL	NYJ
Jets	1	01:38	B. Robinson tackled in end zone by A. Davis, Q. Williams for a Safety	0	2
Falcons	2	10:04	M. Pruitt 20 yd. pass from D. Ridder (Y. Koo kick) (6-47, 3:07)	7	5
Jets	2	03:56	G. Zuerlein 27 yd. Field Goal (12-66, 6:08)	7	5
Falcons	2	00:00	Y. Koo 22 yd. Field Goal (7-40, 1:13)	10	5
Jets	3	10:32	G. Zuerlein 46 yd. Field Goal (9-47, 4:28)	10	8
Falcons	3	03:38	Y. Koo 42 yd. Field Goal (14-51, 6:54)	13	8

# GAME SUMMARIES

## WEEK 14

Mercedes-Benz Stadium



29-25



### Tampa Bay Buccaneers

PASSING	ATT	CP	YDS	SK/YD	TD	LG	INT	RTG
Baker	29	14	144	1/2	2	32	0	86.0
Mayfield								
<b>TOTAL</b>	<b>29</b>	<b>14</b>	<b>144</b>	<b>1/2</b>	<b>2</b>	<b>32</b>	<b>0</b>	<b>86.0</b>

RUSHING	ATT	YDS	AVG	LG	TD
Rachhaad White	25	102	4.1	12	0
Chase Edmonds	8	40	5.0	15	0
Baker Mayfield	3	3	1.0	2	1
Trey Palmer	1	3	3.0	3	0
<b>TOTAL</b>	<b>37</b>	<b>148</b>	<b>4.0</b>	<b>15</b>	<b>1</b>

RECEIVING	NO	YDS	AVG	LG	TD
Chris Godwin	5	53	10.6	32	0
Rachhaad White	2	33	16.5	31t	1
Chase Edmonds	2	18	9.0	10	0
Cade Otton	2	16	8.0	11t	1
David Moore	1	11	11.0	11	0
Mike Evans	1	8	8.0	8	0
Trey Palmer	1	5	5.0	5	0
<b>TOTAL</b>	<b>14</b>	<b>144</b>	<b>10.3</b>	<b>32</b>	<b>2</b>

TOP DEFENSE	TOT	SOLO	AST	SCK	YDS	INT
Zyon McCollum	9	6	3	0.0	0.0	0
K.J. Britt	8	4	4	0.0	0.0	0
Antoine Winfield Jr.	8	4	4	1.0	8.0	0

FIELD GOALS	FGM/FGA	PERCENT	RESULTS
Chase McLaughlin	2-2	100.0	55G, 38G
<b>TOTAL</b>	<b>2-2</b>	<b>100.0</b>	

### Atlanta Falcons

PASSING	ATT	CP	YDS	SK/YD	TD	LG	INT	RTG
Desmond Ridder	40	26	347	3/9	1	45	1	90.3
<b>TOTAL</b>	<b>40</b>	<b>26</b>	<b>347</b>	<b>3/9</b>	<b>1</b>	<b>45</b>	<b>1</b>	<b>90.3</b>

RUSHING	ATT	YDS	AVG	LG	TD
Tyler Allgeier	9	40	4.4	9	0
Bijan Robinson	10	34	3.4	8	1
Desmond Ridder	4	15	3.8	7	1
Cordarrelle Patterson	3	7	2.3	6	0
<b>TOTAL</b>	<b>26</b>	<b>96</b>	<b>3.7</b>	<b>9</b>	<b>2</b>

RECEIVING	NO	YDS	AVG	LG	TD
Drake London	10	172	17.2	45	0
Bijan Robinson	5	54	10.8	33	0
Jonnu Smith	4	27	6.8	9	0
Kyle Pitts	3	57	19.0	36t	1
MyCole Pruitt	2	15	7.5	11	0
KhaDarel Hodge	1	18	18.0	18	0
Mack Hollins	1	4	4.0	4	0
<b>TOTAL</b>	<b>26</b>	<b>347</b>	<b>13.3</b>	<b>45</b>	<b>1</b>

TOP DEFENSE	TOT	SOLO	AST	SCK	YDS	INT
Kaden Elliss	10	7	3	0.0	0.0	0
Jessie Bates III	9	7	2	0.0	0.0	0
Andre Smith Jr.	8	5	3	0.0	0.0	0

FIELD GOALS	FGM/FGA	PERCENT	RESULTS
Youngshoe Koo	1-3	33.3	20G, 50RU, 52WL
<b>TOTAL</b>	<b>1-3</b>	<b>33.0</b>	

### Scoring Drives

TEAM	QTR	TIME	SCORING PLAY	TB	ATL
Buccaneers	1	09:27	C.McLaughlin 55 yd. Field Goal (9-38, 5:33)	3	0
Falcons	1	01:23	Y.Koo 20 yd. Field Goal (16-73, 8:04)	3	3
Buccaneers	2	14:55	B.Mayfield 1 yd. run (C.McLaughlin kick) (2-8, 0:23)	10	3
Falcons	2	12:09	K.Pitts 36 yd. pass from D.Ridder (Y.Koo kick) (6-75, 2:48)	10	10
Buccaneers	2	02:36	K.Smith tackled in end zone by P.O'Connor for a Safety	12	10
Buccaneers	3	04:06	R.White 31 yd. pass from B.Mayfield (C.McLaughlin kick) (9-66, 4:40)	19	10
Falcons	4	11:10	B.Robinson 3 yd. run (Y.Koo kick) (7-67, 2:52)	19	17
Buccaneers	4	06:10	C.McLaughlin 38 yd. Field Goal (10-55, 5:00)	22	17
Falcons	4	03:23	D.Ridder 6 yd. run (D.Ridder-D.London pass) (5-75, 2:47)	22	25
Buccaneers	4	00:31	C.Otton 11 yd. pass from B.Mayfield (C.McLaughlin kick) (12-75, 2:52)	29	25

# GAME SUMMARIES

## WEEK 15

Bank of America Stadium



9-7



### Carolina Panthers

PASSING	ATT	CP	YDS	SK/YD	TD	LG	INT	RTG
Bryce Young	24	18	167	3/13	0	20	0	93.6
<b>TOTAL</b>	<b>24</b>	<b>18</b>	<b>167</b>	<b>3/13</b>	<b>0</b>	<b>20</b>	<b>0</b>	<b>93.6</b>

RUSHING	ATT	YDS	AVG	LG	TD
Chuba	22	87	4.0	22	0
Hubbard					
Ihmir Smith-Marssette	4	31	7.8	15	0
Bryce Young	4	9	2.3	12	0
Miles Sanders	6	2	0.3	3	0
<b>TOTAL</b>	<b>36</b>	<b>129</b>	<b>3.6</b>	<b>22</b>	<b>0</b>

RECEIVING	NO	YDS	AVG	LG	TD
Adam Thielen	4	43	10.8	16	0
Jonathan Mingo	4	32	8.0	20	0
Tommy Tremble	2	32	16.0	19	0
Chuba Hubbard	2	16	8.0	10	0
Miles Sanders	2	11	5.5	7	0
Ihmir Smith-Marssette	2	1	0.5	8	0
DJ Chark Jr.	1	18	18.0	18	0
Stephen Sullivan	1	14	14.0	14	0
<b>TOTAL</b>	<b>18</b>	<b>167</b>	<b>9.3</b>	<b>20</b>	<b>0</b>

TOP DEFENSE	TOT	SOLO	AST	SCK	YDS	INT
Frankie Luvu	10	3	7	0.0	0.0	0
Jaycee Horn	6	5	1	0.0	0.0	0
Yetur Gross-Matos	6	3	3	0.0	0.0	0

FIELD GOALS	FGM/FGA	PERCENT	RESULTS
Eddy Piñeiro	3-3	100.0	34G, 25G, 23G
<b>TOTAL</b>	<b>3-3</b>	<b>100.0</b>	

### Atlanta Falcons

PASSING	ATT	CP	YDS	SK/YD	TD	LG	INT	RTG
Deshaun Ridder	20	12	152	0/0	1	56	1	79.6
<b>TOTAL</b>	<b>20</b>	<b>12</b>	<b>152</b>	<b>0/0</b>	<b>1</b>	<b>56</b>	<b>1</b>	<b>79.6</b>

RUSHING	ATT	YDS	AVG	LG	TD
Tyler Allgeier	14	45	3.2	8	0
Bijan Robinson	7	11	1.6	9	0
Cordarrelle Patterson	5	-2	-0.4	3	0
Deshaun Ridder	5	-2	-0.4	1	0
<b>TOTAL</b>	<b>31</b>	<b>52</b>	<b>1.7</b>	<b>9</b>	<b>0</b>

RECEIVING	NO	YDS	AVG	LG	TD
Kyle Pitts	3	37	12.3	24	0
Jonnu Smith	2	61	30.5	56	0
Drake London	2	24	12.0	13	0
KhaDarel Hodge	1	10	10.0	10	0
Tucker Fisk	1	9	9.0	9	0
Tyler Allgeier	1	6	6.0	6	0
Bijan Robinson	1	3	3.0	3	0
Cordarrelle Patterson	1	2	2.0	2t	1
<b>TOTAL</b>	<b>12</b>	<b>152</b>	<b>12.7</b>	<b>56</b>	<b>1</b>

TOP DEFENSE	TOT	SOLO	AST	SCK	YDS	INT
Jessie Bates III	10	5	5	0.0	0.0	0
DeMarco Hellams	8	3	5	0.0	0.0	0
Nate Landman	7	4	3	0.0	0.0	0

FIELD GOALS	FGM/FGA	PERCENT	RESULTS
			No Field Goals

### Scoring Drives

TEAM	QTR	TIME	SCORING PLAY	ATL	CAR
Falcons	2	04:49	C.Patterson 2 yd. pass from D.Ridder (Y.Koo kick) (3-63, 1:17)		
Panthers	2	00:22	E.Pineiro 34 yd. Field Goal (12-60, 4:27)	7	3
Panthers	4	13:32	E.Pineiro 25 yd. Field Goal (6-17, 2:54)	7	6
Panthers	4	00:00	E.Pineiro 23 yd. Field Goal (17-90, 7:35)	7	9

# GAME SUMMARIES

## WEEK 16

Mercedes-Benz Stadium



29-10



### Atlanta Falcons

PASSING	ATT	CP	YDS	SK/YD	TD	LG	INT	RTG
Taylor	33	23	229	1/0	1	24t	0	99.2
Heinicke								
<b>TOTAL</b>	<b>33</b>	<b>23</b>	<b>229</b>	<b>1/0</b>	<b>1</b>	<b>24T</b>	<b>0</b>	<b>99.2</b>

RUSHING	ATT	YDS	AVG	LG	TD
Bijan Robinson	12	72	6.0	32	0
Taylor	9	69	7.7	31t	1
Allegeier	7	26	3.7	11	0
Cordarrelle Patterson	2	10	5.0	10	0
Taylor					
Heinicke					
<b>TOTAL</b>	<b>30</b>	<b>177</b>	<b>5.9</b>	<b>32</b>	<b>1</b>

RECEIVING	NO	YDS	AVG	LG	TD
Bijan Robinson	7	50	7.1	14	0
Jonnu Smith	4	32	8.0	15	0
Kyle Pitts	3	49	16.3	24t	1
Drake London	3	39	13.0	19	0
Cordarrelle Patterson	2	7	3.5	11	0
Taylor	1	19	19.0	19	0
Allegeier	1	15	15.0	15	0
Scotty Miller	1	13	13.0	13	0
Van Jefferson	1	5	5.0	5	0
KhaDarel Hodges	1	5	5.0	5	0
<b>TOTAL</b>	<b>23</b>	<b>229</b>	<b>10.0</b>	<b>24T</b>	<b>1</b>

TOP DEFENSE	TOT	SOLO	AST	SCK	YDS	INT
Kaden Elliss	10	5	5	1.0	8.0	0
Nate Landman	9	7	2	0.0	0.0	0
DeMarco Hellams	7	5	2	0.0	0.0	0

FIELD GOALS	FGM/FGA	PERCENT	RESULTS
Youngboe	5-5	100.0	23G, 47G, 41G, 35G, 25G
Koo			
<b>TOTAL</b>	<b>5-5</b>	<b>100.0</b>	

### Indianapolis Colts

PASSING	ATT	CP	YDS	SK/YD	TD	LG	INT	RTG
Gardner	37	20	201	6/31	0	18	1	58.5
Minshew II								
<b>TOTAL</b>	<b>37</b>	<b>20</b>	<b>201</b>	<b>6/31</b>	<b>0</b>	<b>18</b>	<b>1</b>	<b>58.5</b>

RUSHING	ATT	YDS	AVG	LG	TD
Jonathan Taylor	18	43	2.4	13	1
Gardner	4	31	7.8	23	0
Minshew II	1	15	15.0	15	0
Goodson	2	3	1.5	4	0
Trey Sermon					
<b>TOTAL</b>	<b>25</b>	<b>92</b>	<b>3.7</b>	<b>23</b>	<b>1</b>

RECEIVING	NO	YDS	AVG	LG	TD
Josh Downs	6	39	6.5	14	0
Kylan Granson	5	62	12.4	16	0
Will Mallory	4	47	11.8	18	0
Alec Pierce	3	30	10.0	16	0
Tyler Goodson	1	15	15.0	15	0
D.J. Montgomery	1	8	8.0	8	0
<b>TOTAL</b>	<b>20</b>	<b>201</b>	<b>10.1</b>	<b>18</b>	<b>0</b>

TOP DEFENSE	TOT	SOLO	AST	SCK	YDS	INT
E.J. Speed	12	10	2	0.0	0.0	0
Zaire Franklin	11	9	2	0.0	0.0	0
JuJu Brents	7	4	3	0.0	0.0	0

FIELD GOALS	FGM/FGA	PERCENT	RESULTS
Matt Gay	1-1	100.0	33G
<b>TOTAL</b>	<b>1-1</b>	<b>100.0</b>	

### Scoring Drives

TEAM	QTR	TIME	SCORING PLAY	IND	ATL
Colts	1	09:24	J.Taylor 1 yd. run (M.Gay kick) (13-75, 5:36)	7	0
Falcons	1	07:42	K.Pitts 24 yd. pass from T.Heinicke (Y.Koo kick) (5-75, 1:42)	7	7
Falcons	2	03:23	Y.Koo 23 yd. Field Goal (14-82, 6:13)	7	10
Falcons	2	00:05	Y.Koo 47 yd. Field Goal (8-46, 1:41)	7	13
Falcons	3	11:13	T.Allgeier 31 yd. run (Y.Koo kick) (8-75, 3:47)	7	20
Colts	3	04:23	M.Gay 33 yd. Field Goal (12-60, 6:50)	10	20
Falcons	4	14:06	Y.Koo 41 yd. Field Goal (12-52, 5:17)	10	23
Falcons	4	05:46	Y.Koo 35 yd. Field Goal (6-33, 2:11)	10	26
Falcons	4	01:57	Y.Koo 25 yd. Field Goal (6-11, 2:52)	10	29

# GAME SUMMARIES

## WEEK 17

Soldier Field



37-17



### Chicago Bears

PASSING	ATT	CP	YDS	SK/YD	TD	LG	INT	RTG
Justin Fields	32	20	268	3/28	1	32	0	99.5
<b>TOTAL</b>	<b>32</b>	<b>20</b>	<b>268</b>	<b>3/28</b>	<b>1</b>	<b>32</b>	<b>0</b>	<b>99.5</b>

RUSHING	ATT	YDS	AVG	LG	TD
Khalil Herbert	18	124	6.9	38	1
Justin Fields	11	45	4.1	13	1
Roschon Johnson	7	21	3.0	7	1
Velus Jones Jr.	1	2	2.0	2	0
<b>TOTAL</b>	<b>37</b>	<b>192</b>	<b>5.2</b>	<b>38</b>	<b>3</b>

RECEIVING	NO	YDS	AVG	LG	TD
DJ Moore	9	159	17.7	32	1
Robert Tonyan	3	40	13.3	24	0
Roschon Johnson	3	38	12.7	24	0
Tyler Scott	2	15	7.5	16	0
Khalil Herbert	2	5	2.5	5	0
Collin Johnson	1	11	11.0	11	0
<b>TOTAL</b>	<b>20</b>	<b>268</b>	<b>13.4</b>	<b>32</b>	<b>1</b>

TOP DEFENSE	TOT	SOLO	AST	SCK	YDS	INT
Jaquan Brisker	5	4	1	0.0	0.0	0
Tremaine Edmunds	5	4	1	0.0	0.0	0
Tyrique Stevenson	5	4	1	0.0	0.0	2

FIELD GOALS	FGM/FGA	PERCENT	RESULTS
Cairo Santos	3-4	75.0	55SH, 22G, 42G, 42G
<b>TOTAL</b>	<b>3-4</b>	<b>75.0</b>	

### Atlanta Falcons

PASSING	ATT	CP	YDS	SK/YD	TD	LG	INT	RTG
Taylor Heinicke	29	10	163	2/7	1	75t	3	26.1
Deshaun Watson	4	3	17	0/0	0	6	1	42.7
<b>TOTAL</b>	<b>33</b>	<b>13</b>	<b>180</b>	<b>2/7</b>	<b>1</b>	<b>75T</b>	<b>4</b>	<b>28.2</b>

RUSHING	ATT	YDS	AVG	LG	TD
Bijan Robinson	15	75	5.0	21	0
Taylor Heinicke	4	46	11.5	24t	1
Tyler Allgeier	5	13	2.6	5	0
<b>TOTAL</b>	<b>24</b>	<b>134</b>	<b>5.6</b>	<b>24T</b>	<b>1</b>

RECEIVING	NO	YDS	AVG	LG	TD
Drake London	4	56	14.0	22	0
Van Jefferson	3	19	6.3	9	0
Bijan Robinson	3	11	3.7	6	0
Tyler Allgeier	1	75	75.0	75t	1
MyCole Pruitt	1	14	14.0	14	0
Kyle Pitts	1	5	5.0	5	0
<b>TOTAL</b>	<b>13</b>	<b>180</b>	<b>13.8</b>	<b>75T</b>	<b>1</b>

TOP DEFENSE	TOT	SOLO	AST	SCK	YDS	INT
Jessie Bates III	11	9	2	0.0	0.0	0
Kaden Elliss	9	6	3	1.0	9.0	0
DeMarcco Hellams	6	6	0	0.0	0.0	0

FIELD GOALS	FGM/FGA	PERCENT	RESULTS
Youngbuck Hart	1-3	33.3	50SH, 42LU, 38G
<b>TOTAL</b>	<b>1-3</b>	<b>33.0</b>	

### Scoring Drives

TEAM	QTR	TIME	SCORING PLAY	ATL	CHI
Bears	1	08:47	D.Moore 7 yd. pass from J.Fields (C.Santos kick) (7-60, 3:33)	0	7
Bears	2	14:14	J.Fields 9 yd. run (C.Santos kick) (8-68, 4:03)	0	14
Falcons	2	14:00	T.Allgeier 75 yd. pass from T.Heinicke (Y.Koo kick) (1-75, 0:14)	7	14
Bears	2	04:02	R.Johnson 2 yd. run (C.Santos kick) (12-75, 7:06)	7	21
Bears	3	11:56	C.Santos 22 yd. Field Goal (7-71, 3:04)	7	24
Falcons	3	08:29	Y.Koo 38 yd. Field Goal (9-56, 3:27)	10	24
Bears	3	01:10	C.Santos 42 yd. Field Goal (6-22, 2:48)	10	27
Falcons	4	12:22	T.Heinicke 24 yd. run (Y.Koo kick) (11-75, 3:48)	17	27
Bears	4	04:59	C.Santos 4 yd. Field Goal (7-20, 3:21)	17	30
Bears	4	03:39	K.Herbert 1 yd. run (C.Santos kick) (3-41, 0:19)	17	37

# GAME SUMMARIES

## WEEK 18

Caesars Superdome



### 48-17



### New Orleans Saints

PASSING	ATT	CP	YDS	SK/YD	TD	LG	INT	RTG
Derek Carr	28	22	264	2/17	4	39t	0	145.5
Taysom Hill	0	0	0	1/1	0	0	0	0.0
<b>TOTAL</b>	<b>28</b>	<b>22</b>	<b>264</b>	<b>3/18</b>	<b>4</b>	<b>39T</b>	<b>0</b>	<b>145.5</b>

RUSHING	ATT	YDS	AVG	LG	TD
Kendre Miller	13	73	5.6	18	1
Taysom Hill	6	51	8.5	27	0
Jamaal Williams	14	26	1.9	8	1
Derek Carr	1	6	6.0	6	0
Lynn Bowden Jr.	1	-2	-2.0	-2	0
<b>TOTAL</b>	<b>35</b>	<b>154</b>	<b>4.4</b>	<b>27</b>	<b>2</b>

RECEIVING	NO	YDS	AVG	LG	TD
Taysom Hill	4	28	7.0	11	0
Rashid Shaheed	3	65	21.7	39t	1
Chris Olave	3	56	18.7	26t	1
A.T. Perry	3	53	17.7	29	2
Juwan Johnson	3	40	13.3	20	0
Jamaal Williams	3	8	2.7	5	0
Kendre Miller	1	6	6.0	6	0
Lynn Bowden Jr.	1	5	5.0	5	0
Foster Moreau	1	3	3.0	3	0
<b>TOTAL</b>	<b>22</b>	<b>264</b>	<b>12.0</b>	<b>39T</b>	<b>4</b>

TOP DEFENSE	TOT	SOLO	AST	SCK	YDS	INT
Demario Davis	9	5	4	0.0	0.0	0
Johnathan Abram	9	4	5	0.0	0.0	0
Paulson Adebob	7	4	3	0.0	0.0	0

FIELD GOALS	FGM/FGA	PERCENT	RESULTS
Blake Grupe	2-2	100.0	24G, 24G
<b>TOTAL</b>	<b>2-2</b>	<b>100.0</b>	

### Atlanta Falcons

PASSING	ATT	CP	YDS	SK/YD	TD	LG	INT	RTG
Deshaun Watson	30	22	291	0/0	2	71t	1	111.9
Ridder	4	3	27	1/7	0	12	1	53.1
<b>TOTAL</b>	<b>34</b>	<b>25</b>	<b>318</b>	<b>1/7</b>	<b>2</b>	<b>71T</b>	<b>2</b>	<b>97.4</b>

RUSHING	ATT	YDS	AVG	LG	TD
Bijan Robinson	11	28	2.5	7	0
Tyler Allgeier	6	24	4.0	8	0
Cordarrelle Patterson	5	20	4.0	7	0
Logan Woodside	1	6	6.0	6	0
Deshaun Watson	2	0	0.0	0	0
<b>TOTAL</b>	<b>25</b>	<b>78</b>	<b>3.1</b>	<b>8</b>	<b>0</b>

RECEIVING	NO	YDS	AVG	LG	TD
Bijan Robinson	7	103	14.7	71t	1
Drake London	4	41	10.3	21	0
Jonnu Smith	3	29	9.7	15t	1
Tyler Allgeier	3	10	3.3	6	0
Scotty Miller	2	66	33.0	56	0
Kyle Pitts	2	27	13.5	19	0
Van Jefferson	2	13	6.5	7	0
MyCole Pruitt	1	17	17.0	17	0
John FitzPatrick	1	12	12.0	12	0
<b>TOTAL</b>	<b>25</b>	<b>318</b>	<b>12.7</b>	<b>71T</b>	<b>2</b>

TOP DEFENSE	TOT	SOLO	AST	SCK	YDS	INT
Nate Landman	10	5	5	0.0	0.0	0
Richie Grant	10	4	6	1.0	12.0	0
Andre Smith Jr.	8	5	3	0.0	0.0	0

FIELD GOALS	FGM/FGA	PERCENT	RESULTS
Youngbuck Koo	1-1	100.0	30G
<b>TOTAL</b>	<b>1-1</b>	<b>100.0</b>	

### Scoring Drives

TEAM	QTR	TIME	SCORING PLAY	ATL	NO
Falcons	1	08:42	J. Smith 15 yd. pass from D. Ridder (Y. Koo kick) (7-79, 3:39)	7	0
Saints	1	05:01	A. Perry 18 yd. pass from D. Carr (B. Grupe kick) (7-75, 3:41)	7	7
Falcons	1	04:13	B. Robinson 71 yd. pass from D. Ridder (Y. Koo kick) (2-75, 0:48)	14	7
Saints	2	11:04	K. Miller 3 yd. run (B. Grupe kick) (16-75, 8:09)	14	14
Saints	2	00:56	B. Grupe 24 yd. Field Goal (8-32, 1:32)	14	17
Falcons	2	00:00	Y. Koo 30 yd. Field Goal (10-63, 0:56)	17	17
Saints	3	13:01	C. Olave 26 yd. pass from D. Carr (B. Grupe kick) (2-25, 0:35)	17	24
Saints	3	08:54	R. Shaheed 39 yd. pass from D. Carr (B. Grupe kick) (5-80, 2:41)	17	31
Saints	4	09:57	B. Grupe 24 yd. Field Goal (12-92, 6:17)	17	34
Saints	4	09:02	A. Perry 6 yd. pass from D. Carr (B. Grupe kick) (1-10, 0:07)	17	41
Saints	4	01:10	J. Williams 1 yd. run (B. Grupe kick) (1-1, 0:03)	17	48



# PLAYER PARTICIPATION

## 2023 REGULAR SEASON ATLANTA FALCONS PLAYER PARTICIPATION

	CAR	GB	AT DET	AT JAX	HOU	WAS	AT TB	AT TEN	MIN	AT ARI	NO	AT NYJ	TB	AT CAR	IND	AT CHI	AT NO				
PLAYERS	9/10	9/17	9/24	10/1	10/8	10/15	10/22	10/29	11/5	11/12	11/26	12/3	12/10	12/17	12/24	12/31	1/7	GP	GS	DNP	IN
Micah Abernathy	PS	PS	PS	PS	PS	P	P	P	P	P	P	P	P	P	P	P	P	12	0	0	0
Dee Alford	LB	P	PR	NCB	P	PR	P	P	P	N	P	P	NCB	P	P	P	P	16	5	0	1
Josh Ali	N	N	X	N	IR	IR	IR	IR	IR	IR	IR	IR	IR	IR	IR	IR	IR	0	0	1	3
Tyler Allgeier	P	HB	P	P	P	P	HB	P	P	P	P	P	HB	P	P	P	P	17	3	0	0
Troy Andersen	ILB	N	ILB	IR	IR	IR	IR	IR	IR	IR	IR	IR	IR	IR	IR	IR	IRD	2	2	0	1
Jessie Bates III	S	S	S	S	S	S	S	S	S	S	S	S	S	S	S	S	S	17	0	0	0
Travis Bell	^	^	^	^	^	^	^	^	^	^	^	N	^	^	^	^	^	0	0	0	1
Matthew Bergeron	LG	LG	LG	LG	LG	LG	LG	LG	LG	LG	LG	LG	LG	LG	LG	LG	LG	17	0	0	0
Chris Blair	NOT	NOT	NOT	PS	PS	PS	PS	PS	PS	PS	PS	PS	PS	PS	PS	PS	PS	1	0	0	0
Natrone Brooks	X	PS	PS	PS	PS	PS	PS	PS	PS	PS	PS	PS	PS	PS	PS	PS	N	0	0	1	1
Damiere Byrd	^	^	^	^	^	^	PS	^	^	^	^	^	^	^	^	^	^	0	0	0	0
Calais Campbell	DL	DL	DL	DL	DL	DL	DL	DL	DL	DL	DL	DL	DL	DL	DL	DL	DL	17	17	0	0
Lorenzo Carter	P	P	P	P	P	P	P	P	P	P	P	P	P	OLB	P	P	P	17	1	0	0
Drew Dalman	C	C	C	C	C	C	C	C	C	C	C	N	X	C	C	C	N	14	14	1	2
Frank Darby	NOT	NOT	NOT	NOT	PS	PS	PS	PS	PS	PS	PS	PS	PS	PS	PS	PS	PS	1	0	0	0
Carlos Davis	^	^	^	^	^	^	^	^	^	^	^	^	^	^	PS	PS	PS	0	0	0	0
Tae Davis	P	P	P	P	P	P	P	N	P	NOT	^	^	^	^	^	^	^	8	0	0	1
Lukas Denis	PS	PS	PS	PS	PS	PS	PS	PS	PS	PS	PS	PS	PS	PS	PS	PS	PS	0	0	0	0
Bud Dupree	OLB	OLB	OLB	OLB	OLB	OLB	OLB	OLB	OLB	OLB	OLB	OLB	OLB	N	OLB	OLB	OLB	16	16	0	1
Arnold Ebiketie	P	OLB	P	P	OLB	P	OLB	OLB	OLB	OLB	P	P	P	P	P	P	P	17	6	0	0
Milo Efler	^	^	PS	PS	PS	PS	PS	PS	PS	PS	PS	P	P	PS	PS	PS	PS	2	0	0	0
Kaden Elliss	ILB	ILB	ILB	ILB	ILB	ILB	ILB	ILB	ILB	ILB	ILB	ILB	ILB	ILB	ILB	ILB	ILB	17	17	0	0
Ikenna Enechukwu	IR	IR	IR	IR	IR	IR	IR	IR	IR	IR	IR	IR	IR	IR	IR	IR	IR	0	0	0	0
Tucker Fisk	PS	PS	PS	PS	PS	PS	P	PS	P	PS	PS	PS	PS	TE	P	TE	P	6	2	0	0
John FitzPatrick	N	P	P	P	P	N	N	P	P	P	N	N	P	N	N	N	N	9	0	0	8
Tre Flowers	CB	CB	CB	P	P	P	P	P	P	P	P	P	P	P	P	P	P	17	3	0	0
Feleipe Franks	IR	IR	IR	IR	IR	IR	IR	IR	IR	IR	IR	IR	IR	IR	IR	IR	IR	0	0	0	0
Joe Gaziano	NOT	N	N	N	N	N	N	N	N	N	N	N	P	N	N	N	P	2	0	0	14
Frank Ginda	^	^	^	^	^	^	^	^	^	^	^	PS	PS	N	PS	NOT	PS	PS	0	0	0
Ta'Quon Graham	P	P	P	P	N	N	P	P	P	DL	P	P	P	DL	P	P	P	15	2	0	2
Richie Grant	S	S	S	S	S	S	S	S	S	S	S	S	S	P	S	P	S	17	15	0	0
Ethan Greenidge	IR	IR	IR	IR	IR	IR	IR	IR	IR	IR	IR	IR	IR	IR	IR	IR	IR	0	0	0	0
Javelin Guidry	NOT	NOT	NOT	NOT	NOT	NOT	NOT	NOT	NOT	NOT	NOT	IR	NOT	NOT	NOT	NOT	NOT	0	0	0	0
Jovaughn Gwyn	N	N	N	N	N	X	N	N	N	N	N	N	P	X	N	N	X	1	0	3	13
Demone Harris	^	^	^	^	^	^	PS	^	^	^	^	^	^	^	^	^	^	0	0	0	0
Keilahn Harris	^	^	^	^	^	PS	PSI	PSI	NOT	NOT	NOT	NOT	NOT	NOT	NOT	NOT	NOT	0	0	0	0
Zach Harrison	P	P	P	P	P	P	P	P	P	P	P	P	P	P	P	P	P	16	0	0	1
Penny Hart	IR	IR	IR	IR	IR	IR	IR	IR	IR	IR	IR	IR	IR	IR	IR	IR	IR	0	0	0	0
Jaylynn Hawkins	P	P	P	P	P	P	NOT	NOT	NOT	NOT	NOT	NOT	NOT	NOT	NOT	NOT	NOT	6	0	0	0
Taylor Heinicke	X	X	X	X	X	X	X	P	QB	QB	X	X	X	X	QB	QB	N	5	4	11	1
DeMarco Hellams	P	P	P	P	P	P	P	P	N	P	P	S	P	S	S	S	N	15	4	0	2
Matt Hennessy	IR	IR	IR	IR	IR	IR	IR	IR	IR	IR	IR	IR	IR	IR	IR	IR	IR	0	0	0	0
Parker Hesse	P	PS	PS	PS	PSI	PSI	PSI	PSI	PSI	PSI	P	PS	PS	PS	PS	PS	PS	3	0	0	0
Kyle Hinton	P	P	P	P	P	N	P	P	P	P	P	P	P	RG	P	P	P	16	1	0	1
KhaDarel Hodge	P	P	P	P	P	WR	WR	P	P	P	P	P	WR	P	P	WR	P	17	4	0	0
Mack Hollins	P	WR	P	WR	P	P	P	P	WR	N	N	N	P	N	P	P	P	13	3	0	4
Timmy Horne	PS	PS	P	P	PS	PS	PS	PS	PS	P	PS	PS	PS	PS	^	^	^	3	0	0	0
Albert Huggins	P	P	N	N	P	P	N	N	P	P	P	P	DL	DL	DL	DL	DL	13	5	0	4
Mike Hughes	N	P	P	P	P	P	P	P	P	P	CB	N	P	CB	P	CB	CB	15	4	0	2
Godwin Igwebuike	P	P	PS	PS	PS	PS	PS	PS	PS	PS	PS	PS	PS	PS	PS	PS	PS	2	0	0	0
Grady Jarrett	DL	DL	DL	DL	DL	DL	DL	DL	DL	IR	IR	IR	IR	IR	IR	IR	IR	8	8	0	0
Van Jefferson	^	^	^	^	^	P	P	WR	WR	WR	WR	WR	P	P	WR	WR	WR	12	8	0	0
Younghoe Koo	P	P	P	P	P	P	P	P	P	P	P	P	P	P	P	P	P	17	0	0	0
Nate Landman	P	ILB	P	ILB	ILB	ILB	ILB	ILB	ILB	ILB	ILB	ILB	N	ILB	ILB	ILB	ILB	16	14	0	1
Chris Lindstrom	RG	RG	RG	RG	RG	RG	RG	RG	RG	RG	RG	RG	RG	N	RG	RG	RG	16	16	0	1
Drake London	WR	WR	WR	WR	WR	WR	WR	WR	N	WR	WR	WR	WR	WR	WR	WR	WR	16	16	0	0
LaCale London	PS	PS	PS	PS	PS	PS	PS	NOT	NOT	NOT	NOT	NOT	NOT	NOT	NOT	NOT	NOT	0	0	0	1
LaCale London	NOT	NOT	NOT	NOT	NOT	P	P	P	IR	IR	IR	IR	IR	P	P	P	P	7	0	0	0
DeAngelo Malone	P	P	P	P	P	P	P	P	P	P	P	P	P	P	P	P	P	17	0	0	0
Zay Malone	PS	PS	PS	PS	N	NOT	NOT	NOT	NOT	NOT	NOT	NOT	NOT	NOT	NOT	NOT	NOT	0	0	0	1
Jake Matthews	LT	LT	LT	LT	LT	LT	LT	LT	LT	LT	LT	LT	LT	LT	LT	LT	LT	17	17	0	0
Liam McCullough	P	P	P	P	P	P	P	P	P	P	P	P	P	P	P	P	P	17	0	0	0
Kaleb McGary	RT	RT	RT	RT	RT	RT	RT	RT	RT	RT	RT	RT	N	N	N	RT	RT	14	14	0	3
Joshua Miles	PS	PS	PS	PS	PS	PS	^	^	^	^	^	^	^	^	^	^	^	0	0	0	0
Scotty Miller	P	P	P	P	P	P	P	P	P	P	P	P	P	P	P	P	P	17	0	0	0
Ryan Neuzil	P	P	P	P	P	C	P	P	P	P	P	P	C	C	P	P	C	17	4	0	0

# PLAYER PARTICIPATION

Storm Norton	*	*	*	*	P	Active	P	P	P	P	P	P	P	P	RT	RT	RT	P	P	12	3	0	0	
Ade Ogundej	IR	IR	IR	IR	IR	IR	IR	IR	IR	IR	IR	IR	IR	IR	IR	IR	IR	IR	IR	0	0	0	0	
Jeff Okudah	N	N	P	CB	CB	CB	CB	CB	CB	CB	CB	CB	N	P	P	X	P	P	13	9	1	3		
David Onyemata	DL	DL	DL	DL	DL	DL	DL	DL	DL	DL	N	DL	N	N	DL	DL	DL	DL	DL	14	14	0	3	
Cordarrelle Patterson	N	N	N	P	P	P	P	P	P	P	P	P	P	P	P	P	P	P	P	14	0	0	3	
Clark Phillips III	Active	Active	Active	NOT	NOT	NOT	NOT	NOT	NOT	NOT	NOT	NOT	NOT	NOT	NOT	NOT	NOT	NOT	NOT	0	0	0	0	
Clark Phillips III	P	P	N	N	P	N	N	N	P	P	N	P	CB	CB	CB	CB	CB	CB	CB	11	5	0	6	
Bradley Pinion	P	P	P	P	P	P	P	P	P	P	P	P	P	P	P	P	P	P	P	17	0	0	0	
Kyle Pitts	TE	TE	TE	P	TE	P	TE	TE	TE	TE	TE	TE	TE	TE	TE	TE	TE	TE	TE	17	15	0	0	
Isaiah Prince	P	P	N	NOT	NOT	NOT	NOT	NOT	NOT	NOT	NOT	NOT	NOT	NOT	NOT	NOT	NOT	NOT	NOT	2	0	0	1	
MyCole Pruitt	TE	P	TE	TE	TE	TE	P	P	TE	TE	P	TE	P	P	P	P	P	P	P	17	8	0	0	
Desmond Ridder	QB	QB	QB	QB	QB	QB	QB	QB	X	P	QB	QB	QB	QB	X	P	QB	QB	QB	15	13	2	0	
Bijan Robinson	HB	HB	HB	HB	HB	HB	P	HB	HB	HB	HB	HB	HB	HB	HB	HB	HB	HB	HB	17	16	0	0	
Jacob Saylor	^	^	^	^	^	^	PS	^	^	^	^	^	^	^	^	^	^	^	^	0	0	0	0	
Mathew Sexton	PS	PS	NOT	NOT	NOT	NOT	NOT	NOT	NOT	NOT	NOT	NOT	NOT	NOT	NOT	NOT	NOT	NOT	NOT	0	0	0	0	
Justin Shaffer	PS	PS	PS	PS	PS	PS	PS	PS	PS	PS	PS	PS	PS	PS	PS	PS	PS	PS	PS	0	0	0	0	
Andre Smith Jr.	PS	P	PS	P	N	PS	PS	P	PS	P	P	P	ILB	P	P	P	P	P	P	11	1	0	1	
Keith Smith II	TE	P	TE	P	TE	P	TE	P	N	TE	P	TE	P	P	IR	IR	IR	IR	IR	13	6	0	1	
Jonnu Smith	P	P	P	TE	P	P	P	TE	P	P	TE	P	TE	P	TE	P	TE	P	TE	17	6	0	0	
Kentavious Street	^	^	^	^	^	^	^	^	DL	DL	DL	DL	DL	DL	IR	IR	IR	IR	IR	5	5	0	0	
Tre Tarpley III	^	^	^	^	^	^	PS	PS	PS	PS	PS	PS	PS	PS	PS	PS	PS	PS	PS	0	0	0	0	
A.J. Terrell Jr.	CB	CB	CB	CB	CB	CB	CB	CB	CB	CB	CB	CB	CB	CB	CB	CB	CB	CB	CB	17	17	0	0	
Kemoko Turay	PS	PS	NOT	NOT	NOT	NOT	NOT	NOT	NOT	NOT	NOT	NOT	NOT	NOT	NOT	NOT	NOT	NOT	NOT	0	0	0	0	
Tyler Vrabel	PS	PS	P	PS	PS	PS	PS	PS	PS	PS	PS	PS	P	P	PS	PS	PS	PS	PS	3	0	0	0	
Carlos Washington Jr.	NOT	NOT	PS	PS	PS	PS	PS	PS	PS	PS	PS	PS	PS	PS	PS	PS	PS	PS	PS	0	0	0	0	
Barry Wesley	PSI	PSI	PSI	PSI	PSI	PSI	PSI	PSI	PSI	PSI	PSI	PSI	PSI	PSI	PSI	PSI	PSI	PSI	PSI	0	0	0	0	
Avery Williams	IR	IR	IR	IR	IR	IR	IR	IR	IR	IR	IR	IR	IR	IR	IR	IR	IR	IR	IR	0	0	0	0	
Logan Woodside	N	N	N	N	N	N	N	N	N	N	N	N	N	N	N	N	N	N	N	P	1	0	0	16

**LEGEND:**

CAPS=Starter, X=Did Not Play (Non-injury), P=Player was a substitution, N=On Inactive List, PS=Practice Squad, PSI=Practice Squad Injured, NOT=Not on Roster, IR=Injured Reserve, IRD=Injured Reserve - Designated For Return, ^=With Other Team

# PLAYER PARTICIPATION - FINAL

2023 REGULAR SEASON ATLANTA FALCONS PLAYER PARTICIPATION

PLAYERS	CA		AT DE		AT JA		HO		AT T		AT TE		AT AR		AT NY		AT CA		AT CH		AT N		G	G	DN	P	IN
	R	QB	T	X	U	WAS	B	N	MIN	I	NO	J	TB	R	IND	I	O	P	S	S	S	P					
Micah Abernathy	PS	PS	PS	PS	PS	PS	P	P	P	P	P	P	P	P	P	P	P	P	P	P	P	P	12	0	0	0	0
Dee Alford	LB	P	PR	NCB	P	PR	P	P	P	N	P	P	NCB	P	P	P	P	P	P	P	P	16	5	0	1	0	
Josh Ali	N	N	X	N	IR	IR	IR	IR	IR	IR	IR	IR	IR	IR	IR	IR	IR	IR	IR	IR	IR	0	0	1	3	0	
Tyler Allgeier	P	HB	P	P	P	P	HB	P	P	P	P	P	P	P	HB	P	P	P	P	P	P	17	3	0	0	0	
Troy Andersen	ILB	N	ILB	IR	IR	IR	IR	IR	IR	IR	IR	IR	IR	IR	IR	IR	IR	IR	IR	IR	IR	2	2	0	1	0	
Jessie Bates III	S	S	S	S	S	S	S	S	S	S	S	S	S	S	S	S	S	S	S	S	S	17	17	0	0	0	
Matthew Bergeron	LG	LG	LG	LG	LG	LG	LG	LG	LG	LG	LG	LG	LG	LG	LG	LG	LG	LG	LG	LG	LG	17	17	0	0	0	
Chris Blair	NO	NO	NOT	PS	PS	PS	PS	PS	PS	PS	P	PS	PS	PS	PS	PS	PS	PS	PS	PS	PS	1	0	0	0	0	
Natrone Brooks	X	PS	PS	PS	PS	PS	PS	PS	PS	PS	PS	PS	PS	PS	PS	PS	PS	PS	PS	PS	N	0	0	1	1	0	
Calais Campbell	DL	DL	DL	DL	DL	DL	DL	DL	DL	DL	DL	DL	DL	DL	DL	DL	DL	DL	DL	DL	DL	17	17	0	0	0	
Lorenzo Carter	P	P	P	P	P	P	P	P	P	P	P	P	P	P	P	P	OLB	P	P	P	P	17	1	0	0	0	
Drew Dalman	C	C	C	C	C	C	C	C	C	C	C	C	C	C	C	N	X	C	C	N	P	14	14	1	2	0	
Frank Darby	NO	NO	NOT	NOT	PS	PS	PS	PS	PS	P	PS	PS	PS	PS	PS	PS	PS	PS	PS	PS	PS	1	0	0	0	0	
Carlos Davis	^	^	^	^	^	^	^	^	^	^	^	^	^	^	^	^	PS	PS	PS	PS	PS	0	0	0	0	0	
Lukas Denis	PS	PS	PS	PS	PS	PS	PS	PS	PS	PS	PS	PS	PS	PS	PS	PS	PS	PS	PS	PS	PS	0	0	0	0	0	
Bud Dupree	OLB	OLB	OLB	OLB	OLB	OLB	OLB	OLB	OLB	OLB	OLB	OLB	OLB	OLB	OLB	N	OLB	OLB	OLB	OLB	OLB	16	16	0	1	0	
Arnold Ebiketie	P	OLB	P	P	OLB	P	OLB	OLB	OLB	OLB	P	P	P	P	P	P	P	P	P	P	P	17	6	0	0	0	
Milo Eifler	^	^	PS	PS	PS	PS	PS	PS	PS	PS	PS	PS	P	P	PS	PS	PS	PS	PS	PS	PS	2	0	0	0	0	
Kaden Elliss	ILB	ILB	ILB	ILB	ILB	ILB	ILB	ILB	ILB	ILB	ILB	ILB	ILB	ILB	ILB	ILB	ILB	ILB	ILB	ILB	ILB	17	17	0	0	0	
Ikenna Enechukwu	IR	IR	IR	IR	IR	IR	IR	IR	IR	IR	IR	IR	IR	IR	IR	IR	IR	IR	IR	IR	IR	0	0	0	0	0	
Tucker Fisk	PS	PS	PS	PS	PS	PS	P	PS	P	PS	PS	PS	PS	PS	TE	P	TE	P	TE	P	6	2	0	0	0		
John FitzPatrick	N	P	P	P	P	N	N	P	P	P	N	N	P	N	N	N	N	N	N	N	P	9	0	0	8	0	
Tre Flowers	CB	CB	CB	P	P	P	P	P	P	P	P	P	P	P	P	P	P	P	P	P	P	17	3	0	0	0	
Feleipe Franks	IR	IR	IR	IR	IR	IR	IR	IR	IR	IR	IR	IR	IR	IR	IR	IR	IR	IR	IR	IR	IR	0	0	0	0	0	
Joe Gaziano	NO	N	N	N	N	N	N	N	N	N	N	N	N	N	N	N	N	N	N	N	N	2	0	0	1	4	
Frank Ginda	^	^	^	^	^	^	^	^	^	^	^	^	PS	PS	PS	PS	NOT	PS	PS	PS	PS	0	0	0	0	0	
Ta'Quon Graham	P	P	P	P	N	N	P	P	P	DL	P	P	P	DL	P	P	P	P	P	P	P	15	2	0	0	2	
Richie Grant	S	S	S	S	S	S	S	S	S	S	S	S	S	S	S	S	S	S	S	S	S	17	15	0	0	0	
Ethan Greenidge	IR	IR	IR	IR	IR	IR	IR	IR	IR	IR	IR	IR	IR	IR	IR	IR	IR	IR	IR	IR	IR	0	0	0	0	0	
Jovaghn Gwyn	N	N	N	N	N	X	N	N	N	N	N	N	N	N	P	X	N	N	X	N	X	1	0	3	1	3	
Zach Harrison	P	P	P	P	P	P	P	P	P	P	P	P	P	P	P	P	P	P	P	P	P	16	0	0	1	0	
Penny Hart	IR	IR	IR	IR	IR	IR	IR	IR	IR	IR	IR	IR	IR	IR	IR	IR	IR	IR	IR	IR	IR	0	0	0	0	0	
Taylor Heinicke	X	X	X	X	X	X	X	P	QB	QB	X	X	X	X	QB	QB	N	5	4	11	1	0	0	0	0		
DeMarcco Hellams	P	P	P	P	P	P	P	P	P	N	P	P	S	S	S	S	S	S	S	S	N	15	4	0	2	0	
Matt Hennessy	IR	IR	IR	IR	IR	IR	IR	IR	IR	IR	IR	IR	IR	IR	IR	IR	IR	IR	IR	IR	IR	0	0	0	0	0	
Parker Hesse	P	PS	PS	PS	PSI	PSI	PSI	PSI	PSI	PSI	P	P	PS	PS	PS	PS	PS	PS	PS	PS	PS	3	0	0	0	0	
Kyle Hinton	P	P	P	P	P	N	P	P	P	P	P	P	P	P	RG	P	P	P	P	P	P	16	1	0	1	0	
KhaDarel Hodge	P	P	P	P	P	WR	WR	P	P	P	P	P	P	WR	P	P	WR	P	P	WR	P	17	4	0	0	0	
Mack Hollins	P	WR	P	WR	P	P	P	P	WR	N	N	N	N	P	N	P	P	P	P	P	P	13	3	0	4	0	
Albert Huggins	P	P	N	N	P	P	N	N	P	P	P	P	P	DL	DL	DL	DL	DL	DL	DL	DL	13	5	0	4	0	
Mike Hughes	N	P	P	P	P	P	P	P	P	P	P	P	CB	N	P	CB	P	CB	P	CB	CB	15	4	0	2	0	
Godwin Igwebulike	P	P	PS	PS	PS	PS	PS	PS	PS	PS	PS	PS	PS	PS	PS	PS	PS	PS	PS	PS	PS	2	0	0	0	0	
Grady Jarrett	DL	DL	DL	DL	DL	DL	DL	DL	DL	DL	DL	DL	DL	DL	DL	DL	DL	DL	DL	DL	DL	8	8	0	0	0	
Van Jefferson	^	^	^	^	^	P	P	WR	WR	WR	WR	WR	WR	WR	P	P	WR	WR	WR	WR	WR	12	8	0	0	0	
YoungHoe Koo	P	P	P	P	P	P	P	P	P	P	P	P	P	P	P	P	P	P	P	P	P	17	0	0	0	0	
Nate Landman	P	ILB	P	ILB	ILB	ILB	ILB	ILB	ILB	ILB	ILB	ILB	ILB	ILB	N	ILB	ILB	ILB	ILB	ILB	ILB	16	14	0	1	0	
Chris Lindstrom	RG	RG	RG	RG	RG	RG	RG	RG	RG	RG	RG	RG	RG	RG	RG	N	RG	RG	RG	RG	RG	16	16	0	1	0	
Drake London	WR	WR	WR	WR	WR	WR	WR	WR	WR	WR	WR	WR	WR	WR	WR	WR	WR	WR	WR	WR	WR	16	16	0	1	0	
LaCale London	NO	NO	NOT	NOT	NOT	P	P	P	IR	IR	IR	IR	IR	IR	IR	IR	P	P	P	P	P	7	0	0	0	0	
DeAngelo Malone	P	P	P	P	P	P	P	P	P	P	P	P	P	P	P	P	P	P	P	P	P	17	0	0	0	0	
Jake Matthews	LT	LT	LT	LT	LT	LT	LT	LT	LT	LT	LT	LT	LT	LT	LT	LT	LT	LT	LT	LT	LT	17	17	0	0	0	
Liam McCullough	P	P	P	P	P	P	P	P	P	P	P	P	P	P	P	P	P	P	P	P	P	17	0	0	0	0	
Kaleb McGary	RT	RT	RT	RT	RT	RT	RT	RT	RT	RT	RT	RT	RT	RT	N	N	N	N	RT	RT	RT	14	14	0	3	0	
Scotty Miller	P	P	P	P	P	P	P	P	P	P	P	P	P	P	P	P	P	P	P	P	P	17	0	0	0	0	
Ryan Neuzil	P	P	P	P	P	C	P	P	P	P	P	P	P	C	C	P	P	P	C	P	C	17	4	0	0	0	
Storm Norton	^	^	^	^	P	Activ e	P	P	P	P	P	P	P	RT	RT	RT	RT	P	P	P	12	3	0	0	0		
Ade Ogundeji	IR	IR	IR	IR	IR	IR	IR	IR	IR	IR	IR	IR	IR	IR	IR	IR	IR	IR	IR	IR	IR	0	0	0	0	0	

# PLAYER PARTICIPATION - FINAL

Jell Okudun	N	N	P	CB	CB	CB	CB	CB	CB	CB	CB	CB	N	P	P	X	P	13	9	1	3
David Onyemata	DL	DL	DL	DL	DL	DL	DL	DL	DL	N	DL	DL	N	N	DL	DL	DL	14	14	0	3
Cordarrelle Patterson	N	N	N	P	P	P	P	P	P	P	P	P	P	P	P	P	P	14	0	0	3
Clark Phillips III	P	P	N	N	P	N	N	N	N	P	N	P	N	P	CB	CB	CB	11	5	0	6
Bradley Pinion	P	P	P	P	P	P	P	P	P	P	P	P	P	P	P	P	P	17	0	0	0
Kyle Pitts	TE	TE	TE	P	TE	P	TE	TE	TE	TE	TE	TE	TE	TE	TE	TE	TE	17	15	0	0
MyCole Pruitt	TE	P	TE	TE	TE	TE	P	P	TE	TE	P	TE	P	P	P	P	P	17	8	0	0
Desmond Ridder	QB	QB	QB	QB	QB	QB	QB	QB	X	P	QB	QB	QB	QB	X	P	QB	15	13	2	0
Bijan Robinson	HB	HB	HB	HB	HB	HB	P	HB	HB	HB	HB	HB	HB	HB	HB	HB	HB	17	16	0	0
Justin Shaffer	PS	PS	PS	PS	PS	PS	PS	PS	PS	PS	PS	PS	PS	PS	PS	PS	PS	0	0	0	0
Andre Smith Jr.	PS	P	PS	P	N	PS	PS	P	PS	P	P	P	ILB	P	P	P	P	11	1	0	1
Keith Smith II	TE	P	TE	P	TE	P	TE	P	N	TE	P	TE	P	P	IR	IR	IR	13	6	0	1
Jonnu Smith	P	P	P	TE	P	P	P	TE	P	P	TE	P	TE	P	TE	P	TE	17	6	0	0
Kentavious Street	^	^	^	^	^	^	^	^	^	DL	DL	DL	DL	DL	IR	IR	IR	5	5	0	0
Tre Tarpley III	^	^	^	^	^	^	PS	PS	PS	PS	PS	PS	PS	PS	PS	PS	PS	0	0	0	0
A.J. Terrell Jr.	CB	CB	CB	CB	CB	CB	CB	CB	CB	CB	CB	CB	CB	CB	CB	CB	CB	17	17	0	0
Tyler Vrabel	PS	PS	P	PS	PS	PS	PS	PS	PS	PS	PS	PS	PS	P	P	PS	PS	3	0	0	0
Carlos Washington Jr.	NO	NO	PS	PS	PS	PS	PS	PS	PS	PS	PS	PS	PS	PS	PS	PS	PS	0	0	0	0
	T	T																			
Barry Wesley	PSI	PSI	PSI	PSI	PSI	PSI	PSI	PSI	PSI	PSI	PSI	PSI	PSI	PSI	PSI	PSI	PSI	0	0	0	0
Avery Williams	IR	IR	IR	IR	IR	IR	IR	IR	IR	IR	IR	IR	IR	IR	IR	IR	IR	0	0	0	0
Logan Woodside	N	N	N	N	N	N	N	N	N	N	N	N	N	N	N	N	P	1	0	0	1
																					6

**LEGEND:**

CAPS=Starter, X=Did Not Play (Non-injury), P=Player was a substitution, N=On Inactive List, PS=Practice Squad, PSI=Practice Squad Injured, NOT=Not on Roster, IR=Injured Reserve, IRD=Injured Reserve - Designated For Return, ^=With Other Team

# ROSTER/GAME-BY-GAME STARTERS

2023 REGULAR SEASON

OFFENSE

DATE	OPPONENT	WR	TE	LT	LG	C	RG	RT	WR	QB	RB
9/10	Carolina	Drake London	MyCole Pruitt t/ Kyle Pitts	Jake Matthews	Matthew Bergero n	Drew Dalman	Chris Lindstrom	Kaleb McGar y	--	Desmond Ridde r	Bijan Robinso n
9/17	Green Bay	Drake London	Kyle Pitts	Jake Matthews	Matthew Bergero n	Drew Dalman	Chris Lindstrom	Kaleb McGar y	Mack Hollins	Desmond Ridde r	Bijan Robinso n/ Tyler Allgeier
9/24	at Detroit	Drake London	MyCole Pruitt t/ Kyle Pitts	Jake Matthews	Matthew Bergero n	Drew Dalman	Chris Lindstrom	Kaleb McGar y	--	Desmond Ridde r	Bijan Robinso n
10/1	at Jacksonville	Drake London	Jonnu Smith / MyCole Pruitt t	Jake Matthews	Matthew Bergero n	Drew Dalman	Chris Lindstrom	Kaleb McGar y	Mack Hollins	Desmond Ridde r	Bijan Robinso n
10/8	Houston	Drake London	MyCole Pruitt t/ Kyle Pitts	Jake Matthews	Matthew Bergero n	Drew Dalman	Chris Lindstrom	Kaleb McGar y	--	Desmond Ridde r	Bijan Robinso n
10/15	Washington	Drake London	MyCole Pruitt t/ Kyle Pitts	Jake Matthews	Matthew Bergero n	Drew Dalman	Chris Lindstrom	Kaleb McGar y	KhaDarel Hodg e	Desmond Ridde r	Bijan Robinso n
10/22	at Tampa Bay	Drake London	Kyle Pitts	Jake Matthews	Matthew Bergero n	Drew Dalman	Chris Lindstrom	Kaleb McGar y	KhaDarel Hodg e	Desmond Ridde r	Tyler Allgeier
10/29	at Tennessee	Drake London	Jonnu Smith / Kyle Pitts	Jake Matthews	Matthew Bergero n	Drew Dalman	Chris Lindstrom	Kaleb McGar y	Van Jefferson	Desmond Ridde r	Bijan Robinso n
11/5	Minnesota	Mack Hollins	MyCole Pruitt t/ Kyle Pitts	Jake Matthews	Matthew Bergero n	Drew Dalman	Chris Lindstrom	Kaleb McGar y	Van Jefferson	Taylor Heinicke r	Bijan Robinso n
11/12	at Arizona	Drake London	MyCole Pruitt t/ Kyle Pitts	Jake Matthews	Matthew Bergero n	Drew Dalman	Chris Lindstrom	Kaleb McGar y	Van Jefferson	Taylor Heinicke r	Bijan Robinso n
11/26	New Orleans	Drake London	Jonnu Smith / Kyle Pitts	Jake Matthews	Matthew Bergero n	Drew Dalman	Chris Lindstrom	Kaleb McGar y	Van Jefferson	Desmond Ridde r	Bijan Robinso n
12/3	at N.Y. Jets	Drake London	MyCole Pruitt t/ Kyle Pitts	Jake Matthews	Matthew Bergero n	Drew Dalman	Chris Lindstrom	Kaleb McGar y	Van Jefferson	Desmond Ridde r	Bijan Robinso n
12/10	Tampa Bay	Drake London	Jonnu Smith / Kyle Pitts	Jake Matthews	Matthew Bergero n	Ryan Neuzil	Chris Lindstrom	Storm Norton	KhaDarel Hodg e	Desmond Ridde r	Bijan Robinso n
12/17	at Carolina	Drake London	Tucker Fisk/ Kyle Pitts	--	--	--	--	--	--	Desmond Ridde r	Bijan Robinso n/ Tyler Allgeier
12/24	Indianapolis	Drake London/ Van Jefferson	Jonnu Smith / Kyle Pitts	--	--	--	--	--	--	Taylor Heinicke r	Bijan Robinso n
12/31	at Chicago	KhaDarel Hodg e/ Drake London/ Van Jefferson	Tucker Fisk/ Kyle Pitts	--	--	--	--	--	--	Taylor Heinicke r	Bijan Robinso n
1/7	at New Orleans	Drake London/ Van Jefferson	Jonnu Smith / Kyle Pitts	--	--	--	--	--	--	Desmond Ridde r	Bijan Robinso n

# ROSTER/GAME-BY-GAME STARTERS

2023 REGULAR SEASON  
DEFENSE

DATE	OPPONENT	OLB	DL	OLB	ILB	CB	S	S	CB
9/10	Carolina	Bud Dupree	Calais Campbell/ Grady Jarrett/ David Onyemata	--	Kaden Elliss/ Troy Andersen	A.J. Terrell Jr./ Dee Alford	Jessie Bates III	Richie Grant	Tre Flowers
9/17	Green Bay	Bud Dupree	Calais Campbell/ David Onyemata/ Grady Jarrett	Arnold Ebiketie	Kaden Elliss/ Nate Landman	A.J. Terrell Jr.	Jessie Bates III	Richie Grant	Tre Flowers
9/24	at Detroit	Bud Dupree	Calais Campbell/ David Onyemata/ Grady Jarrett	--	Troy Andersen/ Kaden Elliss	A.J. Terrell Jr./ Dee Alford	Jessie Bates III	Richie Grant	Tre Flowers
10/1	at Jacksonville	Bud Dupree	Calais Campbell/ David Onyemata/ Grady Jarrett	--	Kaden Elliss/ Nate Landman	A.J. Terrell Jr./ Dee Alford	Jessie Bates III	Richie Grant	Jeff Okudah
10/8	Houston	Bud Dupree	Calais Campbell/ David Onyemata/ Grady Jarrett	Arnold Ebiketie	Kaden Elliss/ Nate Landman	A.J. Terrell Jr.	Jessie Bates III	Richie Grant	Jeff Okudah
10/15	Washington	Bud Dupree	Calais Campbell/ David Onyemata/ Grady Jarrett	--	Kaden Elliss/ Nate Landman	A.J. Terrell Jr./ Dee Alford	Jessie Bates III	Richie Grant	Jeff Okudah
10/22	at Tampa Bay	Bud Dupree	Calais Campbell/ David Onyemata/ Grady Jarrett	Arnold Ebiketie	Kaden Elliss/ Nate Landman	A.J. Terrell Jr.	Jessie Bates III	Richie Grant	Jeff Okudah
10/29	at Tennessee	Bud Dupree	Calais Campbell/ David Onyemata/ Grady Jarrett	Arnold Ebiketie	Kaden Elliss/ Nate Landman	A.J. Terrell Jr.	Jessie Bates III	Richie Grant	Jeff Okudah
11/5	Minnesota	Bud Dupree	Calais Campbell/ David Onyemata/ Kentavious Street	Arnold Ebiketie	Kaden Elliss/ Nate Landman	A.J. Terrell Jr.	Jessie Bates III	Richie Grant	Jeff Okudah
11/12	at Arizona	Bud Dupree	Ta'Quon Graham/ Calais Campbell/ Kentavious Street	Arnold Ebiketie	Kaden Elliss/ Nate Landman	A.J. Terrell Jr.	Jessie Bates III	Richie Grant	Jeff Okudah
11/26	New Orleans	Bud Dupree	Calais Campbell/ David Onyemata/ Kentavious Street	--	Kaden Elliss/ Nate Landman	A.J. Terrell Jr./ Mike Hughes	Jessie Bates III	Richie Grant	Jeff Okudah
12/3	at N.Y. Jets	Bud Dupree	Calais Campbell/ David Onyemata/ Kentavious Street	--	Kaden Elliss/ Nate Landman	A.J. Terrell Jr.	Jessie Bates III/ DeMarcco Hellams	Richie Grant	Jeff Okudah
12/10	Tampa Bay	Bud Dupree	Calais Campbell/ Albert Huggins/ Kentavious Street	--	Andre Smith Jr./ Kaden Elliss	A.J. Terrell Jr./ Clark Phillips III	Jessie Bates III	Richie Grant	Dee Alford
12/17	at Carolina	Lorenzo Carter	Ta'Quon Graham/ Calais Campbell/ Albert Huggins	--	Kaden Elliss/ Nate Landman	Mike Hughes/ A.J. Terrell Jr./ Clark Phillips III	DeMarcco Hellams/ Jessie Bates III	--	--
12/24	Indianapolis	Bud Dupree	Calais Campbell/ David Onyemata/ Albert Huggins	--	Kaden Elliss/ Nate Landman	A.J. Terrell Jr./ Clark Phillips III	DeMarcco Hellams/ Jessie Bates III/ Richie Grant	--	--
12/31	at Chicago	Bud Dupree	Calais Campbell/ David Onyemata/ Albert Huggins	--	Kaden Elliss/ Nate Landman	Mike Hughes/ A.J. Terrell Jr./ Clark Phillips III	DeMarcco Hellams/ Jessie Bates III	--	--
1/7	at New Orleans	Bud Dupree	Calais Campbell/ David Onyemata/ Albert Huggins	--	Kaden Elliss/ Nate Landman	Mike Hughes/ A.J. Terrell Jr./ Clark Phillips III	Jessie Bates III/ Richie Grant	--	--

Rookies underlined.

# TEAM GAME - OFFENSE

FALCONS

(AS OF AUG 14, 2024, 3:06 AM EDT)

2023 : REGULAR SEASON

FALCONS

DATE	OPPONENT	FIRST DOWNS				OFFENSE				NET PASSING						NET RUSHING				PEN				FUMBLES			
		T	R	P	PN	AT	YDS	AVG	A	C	I	YDS	TD	SK	YDS	AT	YDS	AVG	TD	NO	YD	NO	LST	TOP			
9/10	Carolina	13	7	6	0	48	221	4.60	18	15	0	91	1	4	24	26	130	5.00	2	6	43	1	0	25:19			
9/17	Green Bay	27	15	10	2	78	446	5.70	32	19	1	235	1	1	2	45	211	4.70	1	6	110	0	0	36:15			
9/24	at Detroit	16	3	9	4	65	183	2.80	38	21	0	139	0	7	62	20	44	2.20	0	4	24	1	1	27:03			
10/1	at Jacksonville	17	6	11	0	57	287	5.00	31	19	2	160	1	4	31	22	127	5.80	0	3	50	1	1	27:09			
10/8	Houston	26	8	18	0	74	447	6.00	38	29	0	351	1	0	0	36	96	2.70	1	7	55	3	2	35:32			
10/15	Washington	25	5	18	2	79	402	5.10	47	28	3	296	2	3	11	29	106	3.70	0	4	31	0	0	36:23			
10/22	at Tampa Bay	20	10	9	1	64	401	6.30	25	19	0	245	0	1	5	38	156	4.10	1	9	60	3	3	29:59			
10/29	at Tennessee	17	4	12	1	66	342	5.20	34	20	0	202	1	6	44	26	140	5.40	1	3	15	1	1	27:01			
11/5	Minnesota	18	6	12	0	67	370	5.50	38	21	1	260	1	1	8	28	110	3.90	1	8	62	1	1	28:28			
11/12	at Arizona	20	11	5	4	65	254	3.90	21	12	0	70	1	3	24	41	184	4.50	2	4	43	0	0	31:42			
11/26	New Orleans	25	15	9	1	62	396	6.40	21	13	2	168	1	0	0	41	228	5.60	1	5	35	0	0	28:26			
12/3	at N.Y. Jets	15	3	9	3	64	194	3.00	27	12	0	104	1	3	17	34	90	2.60	0	6	55	3	0	29:34			
12/10	Tampa Bay	23	6	15	2	69	434	6.30	40	26	1	338	1	3	9	26	96	3.70	2	2	10	4	0	28:20			
12/17	at Carolina	12	3	8	1	51	204	4.00	20	12	1	152	1	0	0	31	52	1.70	0	4	25	3	1	26:04			
12/24	Indianapolis	23	8	14	1	64	406	6.30	33	23	0	229	1	1	0	30	177	5.90	1	4	35	1	0	29:24			
12/31	at Chicago	15	8	5	2	59	307	5.20	33	13	4	173	1	2	7	24	134	5.60	1	1	15	1	0	22:46			
1/7	at New Orleans	14	3	11	0	60	389	6.50	34	25	2	311	2	1	7	25	78	3.10	0	8	75	1	1	26:10			
2023 TOTALS		326	121	181	24	1,092	5,683	5.20	530	327	17	3,524	17	40	251	522	2,159	3.56	14	84	743	24	11	--			

# TEAM GAME - DEFENSE

OPPONENT

(AS OF AUG 14, 2024, 3:06 AM EDT)

2023 : REGULAR SEASON

OPPONENT

DATE	OPPONENT	FIRST DOWNS				OFFENSE				NET PASSING					NET RUSHING				PEN		FUMBLES				
		T	R	P	PN	AT	YDS	AVG	A	C	I	YDS	TD	SK	YDS	AT	YDS	AVG	TD	NO	YD	NO	LST	TOP	
9/10	Carolina	20	9	9	2	72	281	3.90	38	20	2	127	1	2	19	32	154	4.80	0	9	66	2	1	34:41	
9/17	Green Bay	17	4	10	3	47	224	4.80	25	14	0	140	3	1	11	21	84	4.00	0	7	40	0	0	23:45	
9/24	at Detroit	18	5	11	2	64	358	5.60	33	22	1	243	1	0	0	31	115	3.70	1	10	119	0	0	32:57	
10/1	at Jacksonville	16	4	11	1	64	300	4.70	30	23	0	195	1	2	12	32	105	3.30	0	3	25	2	0	32:51	
10/8	Houston	17	3	13	1	58	313	5.40	35	20	0	249	1	0	0	23	64	2.80	0	5	25	0	0	24:28	
10/15	Washington	13	3	9	1	50	193	3.90	23	14	0	121	3	5	30	22	72	3.30	0	6	40	0	0	23:37	
10/22	at Tampa Bay	21	2	13	6	65	329	5.10	42	27	1	256	1	3	19	20	73	3.70	0	9	66	2	1	30:01	
10/29	at Tennessee	17	9	7	1	67	375	5.60	29	19	0	226	4	2	12	36	149	4.10	0	6	53	1	1	32:59	
11/5	Minnesota	23	8	13	2	73	363	5.00	36	25	0	217	2	4	19	33	146	4.40	1	1	4	3	2	31:32	
11/12	at Arizona	20	8	11	1	60	352	5.90	32	19	1	230	0	2	19	26	122	4.70	2	11	112	0	0	28:18	
11/26	New Orleans	22	6	13	3	67	444	6.60	38	24	1	296	0	1	8	28	148	5.30	0	6	50	2	1	31:34	
12/3	at N.Y. Jets	14	3	9	2	67	259	3.90	38	19	1	197	0	4	17	25	62	2.50	0	11	71	4	2	30:26	
12/10	Tampa Bay	16	7	8	1	67	290	4.30	29	14	0	142	2	1	2	37	148	4.00	1	4	26	2	0	31:40	
12/17	at Carolina	17	8	7	2	63	283	4.50	24	18	0	154	0	3	13	36	129	3.60	0	4	35	2	0	33:56	
12/24	Indianapolis	20	4	14	2	68	262	3.90	37	20	1	170	0	6	31	25	92	3.70	1	4	29	1	0	30:36	
12/31	at Chicago	22	10	12	0	72	432	6.00	32	20	0	240	1	3	28	37	192	5.20	3	5	55	1	0	37:14	
1/7	at New Orleans	27	12	13	2	66	400	6.10	28	22	0	246	4	3	18	35	154	4.40	2	3	15	2	0	33:50	
2023 TOTALS		320	105	183	32	1,090	5,458	5.01	549	340	8	3,449	24	42	258	499	2,009	3.53	11	104	831	24	8	--	



# INDIVIDUAL GXG STATS: PASSING

2023 REGULAR SEASON INDIVIDUAL GAME-BY-GAME STATS

PASSING:		DESMOND RIDDER												
DATE	OPP.	ATT	CMP	YDS	CMP%	Y/A	Y/C	TD	TD%	INT	INT%	LG	SK/YD	RATE
09/10	Carolina	18	15	115	83.3%	6.4	7.7	1	5.6%	0	0.0%	34	4/24	111.8
09/17	Green Bay	32	19	237	59.4%	7.4	12.5	1	3.1%	1	3.1%	45	1/2	79.8
09/24	at Detroit	38	21	201	55.3%	5.3	9.6	0	0.0%	0	0.0%	28	7/62	70.2
10/01	at Jacksonville	31	19	191	61.3%	6.2	10.1	1	3.2%	2	6.5%	33	4/31	82.7
10/08	Houston	37	28	329	75.7%	8.9	11.8	1	2.7%	0	0.0%	32	0/0	111.2
10/15	Washington	47	28	307	59.8%	6.5	11.0	2	4.3%	3	6.4%	32	3/11	86.5
10/22	at Tampa Bay	25	19	250	76.0%	10.0	13.2	0	0.0%	0	0.0%	46	1/5	107.1
10/29	at Tennessee	12	8	71	66.7%	5.9	8.9	0	0.0%	0	0.0%	13	5/36	82.3
11/05	Minnesota	DID NOT PLAY (NON-INJURY)												
11/12	at Arizona	6	4	39	66.7%	6.5	9.8	0	0.0%	0	0.0%	18	0/0	84.7
11/26	New Orleans	21	13	188	61.9%	8.0	12.9	1	4.8%	2	9.5%	29	0/0	63.3
12/03	at N.Y. Jets	27	12	121	44.4%	4.5	10.1	1	3.7%	0	0.0%	20t	3/17	70.1
12/10	Tampa Bay	40	26	347	65.0%	8.7	13.3	1	2.5%	1	2.5%	45	3/9	90.3
12/17	at Carolina	20	12	152	60.0%	7.6	12.7	1	5.0%	1	5.0%	56	0/0	79.6
12/24	Indianapolis	DID NOT PLAY (NON-INJURY)												
12/31	at Chicago	4	3	17	75.0%	4.3	5.7	0	0.0%	1	25.0%	6	0/0	42.7
01/07	at New Orleans	30	22	291	73.3%	9.7	13.2	2	6.7%	1	3.3%	71t	0/0	111.9
<b>TOTALS</b>		<b>388</b>	<b>249</b>	<b>2,836</b>	<b>64.2%</b>	<b>7.3</b>	<b>11.4</b>	<b>12</b>	<b>3.1%</b>	<b>12</b>	<b>3.1%</b>	<b>71T</b>	<b>31/197</b>	<b>83.4</b>

PASSING:		TAYLOR HEINICKE												
DATE	OPP.	ATT	CMP	YDS	CMP%	Y/A	Y/C	TD	TD%	INT	INT%	LG	SK/YD	RATE
09/10	Carolina	DID NOT PLAY (NON-INJURY)												
09/17	Green Bay	DID NOT PLAY (NON-INJURY)												
09/24	at Detroit	DID NOT PLAY (NON-INJURY)												
10/01	at Jacksonville	DID NOT PLAY (NON-INJURY)												
10/08	Houston	DID NOT PLAY (NON-INJURY)												
10/15	Washington	DID NOT PLAY (NON-INJURY)												
10/22	at Tampa Bay	DID NOT PLAY (NON-INJURY)												
10/29	at Tennessee	21	12	175	57.1%	8.3	14.6	1	4.8%	0	0.0%	52	1/8	100.3
11/05	Minnesota	38	21	268	55.3%	7.1	12.8	1	2.6%	1	2.6%	60t	1/8	75.3
11/12	at Arizona	15	8	55	53.3%	3.7	6.9	1	6.7%	0	0.0%	17	3/24	84.0
11/26	New Orleans	DID NOT PLAY (NON-INJURY)												
12/03	at N.Y. Jets	DID NOT PLAY (NON-INJURY)												
12/10	Tampa Bay	DID NOT PLAY (NON-INJURY)												
12/17	at Carolina	DID NOT PLAY (NON-INJURY)												
12/24	Indianapolis	33	23	229	69.7%	6.9	10.0	1	3.0%	0	0.0%	24t	1/0	99.2
12/31	at Chicago	29	10	183	34.5%	5.6	16.3	1	3.4%	3	10.3%	75t	2/7	26.1
01/07	at New Orleans	ON INACTIVE LIST												
<b>TOTALS</b>		<b>136</b>	<b>74</b>	<b>890</b>	<b>54.4%</b>	<b>6.5</b>	<b>12.0</b>	<b>5</b>	<b>3.7%</b>	<b>4</b>	<b>2.9%</b>	<b>75T</b>	<b>8/47</b>	<b>74.7</b>

PASSING:		LOGAN WOODSIDE												
DATE	OPP.	ATT	CMP	YDS	CMP%	Y/A	Y/C	TD	TD%	INT	INT%	LG	SK/YD	RATE
09/10	Carolina	ON INACTIVE LIST												
09/17	Green Bay	ON INACTIVE LIST												
09/24	at Detroit	ON INACTIVE LIST												
10/01	at Jacksonville	ON INACTIVE LIST												
10/08	Houston	ON INACTIVE LIST												
10/15	Washington	ON INACTIVE LIST												
10/22	at Tampa Bay	ON INACTIVE LIST												
10/29	at Tennessee	ON INACTIVE LIST												
11/05	Minnesota	ON INACTIVE LIST												
11/12	at Arizona	ON INACTIVE LIST												
11/26	New Orleans	ON INACTIVE LIST												
12/03	at N.Y. Jets	ON INACTIVE LIST												
12/10	Tampa Bay	ON INACTIVE LIST												
12/17	at Carolina	ON INACTIVE LIST												
12/24	Indianapolis	ON INACTIVE LIST												
12/31	at Chicago	ON INACTIVE LIST												
01/07	at New Orleans	4	3	27	75.0%	6.8	9.0	0	0.0%	1	25.0%	12	1/7	83.1
<b>TOTALS</b>		<b>4</b>	<b>3</b>	<b>27</b>	<b>75.0%</b>	<b>6.8</b>	<b>9.0</b>	<b>0</b>	<b>0.0%</b>	<b>1</b>	<b>25.0%</b>	<b>12</b>	<b>1/7</b>	<b>83.1</b>

# INDIVIDUAL GXG STATS: PASSING

PASSING:		DRAKE LONDON												
DATE	OPP.	ATT	CMP	YDS	CMP%	Y/A	Y/C	TD	TD%	INT	INT%	LG	SK/YD	RATE
09/10	Carolina	0	0	0	0.0%	0.0	0.0	0	0.0%	0	0.0%	0	0/0	0.0
09/17	Green Bay	0	0	0	0.0%	0.0	0.0	0	0.0%	0	0.0%	0	0/0	0.0
09/24	at Detroit	0	0	0	0.0%	0.0	0.0	0	0.0%	0	0.0%	0	0/0	0.0
10/01	at Jacksonville	0	0	0	0.0%	0.0	0.0	0	0.0%	0	0.0%	0	0/0	0.0
10/08	Houston	1	1	22	100.0%	22.0	22.0	0	0.0%	0	0.0%	22	0/0	118.8
10/15	Washington	0	0	0	0.0%	0.0	0.0	0	0.0%	0	0.0%	0	0/0	0.0
10/22	at Tampa Bay	0	0	0	0.0%	0.0	0.0	0	0.0%	0	0.0%	0	0/0	0.0
10/29	at Tennessee	0	0	0	0.0%	0.0	0.0	0	0.0%	0	0.0%	0	0/0	0.0
11/05	Minnesota	ON INACTIVE LIST												
11/12	at Arizona	0	0	0	0.0%	0.0	0.0	0	0.0%	0	0.0%	0	0/0	0.0
11/26	New Orleans	0	0	0	0.0%	0.0	0.0	0	0.0%	0	0.0%	0	0/0	0.0
12/03	at N.Y. Jets	0	0	0	0.0%	0.0	0.0	0	0.0%	0	0.0%	0	0/0	0.0
12/10	Tampa Bay	0	0	0	0.0%	0.0	0.0	0	0.0%	0	0.0%	0	0/0	0.0
12/17	at Carolina	0	0	0	0.0%	0.0	0.0	0	0.0%	0	0.0%	0	0/0	0.0
12/24	Indianapolis	0	0	0	0.0%	0.0	0.0	0	0.0%	0	0.0%	0	0/0	0.0
12/31	at Chicago	0	0	0	0.0%	0.0	0.0	0	0.0%	0	0.0%	0	0/0	0.0
01/07	at New Orleans	0	0	0	0.0%	0.0	0.0	0	0.0%	0	0.0%	0	0/0	0.0
<b>TOTALS</b>		<b>1</b>	<b>1</b>	<b>22</b>	<b>100.0%</b>	<b>22.0</b>	<b>22.0</b>	<b>0</b>	<b>0.0%</b>	<b>0</b>	<b>0.0%</b>	<b>22</b>	<b>0/0</b>	<b>118.8</b>

PASSING:		JONNU SMITH												
DATE	OPP.	ATT	CMP	YDS	CMP%	Y/A	Y/C	TD	TD%	INT	INT%	LG	SK/YD	RATE
09/10	Carolina	0	0	0	0.0%	0.0	0.0	0	0.0%	0	0.0%	0	0/0	0.0
09/17	Green Bay	0	0	0	0.0%	0.0	0.0	0	0.0%	0	0.0%	0	0/0	0.0
09/24	at Detroit	0	0	0	0.0%	0.0	0.0	0	0.0%	0	0.0%	0	0/0	0.0
10/01	at Jacksonville	0	0	0	0.0%	0.0	0.0	0	0.0%	0	0.0%	0	0/0	0.0
10/08	Houston	0	0	0	0.0%	0.0	0.0	0	0.0%	0	0.0%	0	0/0	0.0
10/15	Washington	0	0	0	0.0%	0.0	0.0	0	0.0%	0	0.0%	0	0/0	0.0
10/22	at Tampa Bay	0	0	0	0.0%	0.0	0.0	0	0.0%	0	0.0%	0	0/0	0.0
10/29	at Tennessee	1	0	0	0.0%	0.0	0.0	0	0.0%	0	0.0%	0	0/0	39.6
11/05	Minnesota	0	0	0	0.0%	0.0	0.0	0	0.0%	0	0.0%	0	0/0	0.0
11/12	at Arizona	0	0	0	0.0%	0.0	0.0	0	0.0%	0	0.0%	0	0/0	0.0
11/26	New Orleans	0	0	0	0.0%	0.0	0.0	0	0.0%	0	0.0%	0	0/0	0.0
12/03	at N.Y. Jets	0	0	0	0.0%	0.0	0.0	0	0.0%	0	0.0%	0	0/0	0.0
12/10	Tampa Bay	0	0	0	0.0%	0.0	0.0	0	0.0%	0	0.0%	0	0/0	0.0
12/17	at Carolina	0	0	0	0.0%	0.0	0.0	0	0.0%	0	0.0%	0	0/0	0.0
12/24	Indianapolis	0	0	0	0.0%	0.0	0.0	0	0.0%	0	0.0%	0	0/0	0.0
12/31	at Chicago	0	0	0	0.0%	0.0	0.0	0	0.0%	0	0.0%	0	0/0	0.0
01/07	at New Orleans	0	0	0	0.0%	0.0	0.0	0	0.0%	0	0.0%	0	0/0	0.0
<b>TOTALS</b>		<b>1</b>	<b>0</b>	<b>0</b>	<b>0.0%</b>	<b>0.0</b>	<b>0.0</b>	<b>0</b>	<b>0.0%</b>	<b>0</b>	<b>0.0%</b>	<b>0</b>	<b>0/0</b>	<b>39.6</b>

# INDIVIDUAL GXG STATS: RECEIVING

2023 REGULAR SEASON INDIVIDUAL GAME-BY-GAME STATS

RECEIVING:		DRAKE LONDON					KYLE PITTS					JONNU SMITH				
DATE	OPP.	NO.	YDS	AVG	LG	TD	NO.	YDS	AVG	LG	TD	NO.	YDS	AVG	LG	TD
09/10	Carolina	0	0	0.0	--	0	2	44	22.0	34	0	0	0	0.0	--	0
09/17	Green Bay	6	67	11.2	24	1	2	15	7.5	9	0	4	47	11.8	17	0
09/24	at Detroit	2	31	15.5	28	0	5	41	8.2	16	0	5	37	7.4	12	0
10/01	at Jacksonville	3	28	9.3	15t	1	2	21	10.5	13	0	6	95	15.8	33	0
10/08	Houston	6	78	13.0	32	0	7	87	12.4	20	0	6	67	11.2	22	0
10/15	Washington	9	125	13.9	32	0	4	43	10.8	19	1	4	38	9.0	17	1
10/22	at Tampa Bay	6	54	9.0	15	0	3	47	15.7	39	0	3	27	9.0	18	0
10/29	at Tennessee	5	55	11.0	21	0	3	35	11.7	14	0	1	13	13.0	13	0
11/05	Minnesota	ON INACTIVE LIST					4	56	14.0	27	0	5	100	20.0	60t	1
11/12	at Arizona	3	36	12.0	18	0	3	30	10.0	17	0	1	1	1.0	1	0
11/26	New Orleans	5	91	18.2	29	0	2	22	11.0	11	0	0	0	0.0	--	0
12/03	at N.Y. Jets	1	8	8.0	8	0	4	51	12.8	16	0	2	10	5.0	9	0
12/10	Tampa Bay	10	172	17.2	45	0	3	57	19.0	38t	1	4	27	6.8	9	0
12/17	at Carolina	2	24	12.0	13	0	3	37	12.3	24	0	2	61	30.5	56	0
12/24	Indianapolis	3	39	13.0	19	0	3	49	16.3	24t	1	4	32	8.0	15	0
12/31	at Chicago	4	56	14.0	22	0	1	5	5.0	5	0	0	0	0.0	--	0
01/07	at New Orleans	4	41	10.3	21	0	2	27	13.5	19	0	3	29	9.7	15t	1
<b>TOTALS</b>		<b>69</b>	<b>905</b>	<b>13.1</b>	<b>45</b>	<b>2</b>	<b>53</b>	<b>667</b>	<b>12.6</b>	<b>39</b>	<b>3</b>	<b>50</b>	<b>582</b>	<b>11.6</b>	<b>60T</b>	<b>3</b>

RECEIVING:		BIJAN ROBINSON					MACK HOLLINS					KHADAREL HODGE				
DATE	OPP.	NO.	YDS	AVG	LG	TD	NO.	YDS	AVG	LG	TD	NO.	YDS	AVG	LG	TD
09/10	Carolina	6	27	4.5	17	1	3	31	10.3	11	0	0	0	0.0	--	0
09/17	Green Bay	4	48	12.0	29	0	3	60	20.0	45	0	0	0	0.0	--	0
09/24	at Detroit	4	27	6.8	10	0	1	23	23.0	23	0	1	15	15.0	15	0
10/01	at Jacksonville	5	32	6.4	9	0	0	0	0.0	--	0	2	19	9.5	10	0
10/08	Houston	2	12	6.0	6t	1	2	29	14.5	19	0	1	11	11.0	11	0
10/15	Washington	5	43	8.6	22	0	3	41	13.7	18	0	0	0	0.0	--	0
10/22	at Tampa Bay	0	0	0.0	--	0	0	0	0.0	--	0	1	19	19.0	19	0
10/29	at Tennessee	0	0	0.0	--	0	2	27	13.5	20	0	3	75	25.0	52	0
11/05	Minnesota	2	8	4.0	7	0	3	38	12.0	18	0	3	60	20.0	31	0
11/12	at Arizona	1	11	11.0	11	0	ON INACTIVE LIST					0	0	0.0	--	0
11/26	New Orleans	3	32	10.7	28t	1	ON INACTIVE LIST					0	0	0.0	--	0
12/03	at N.Y. Jets	3	26	8.7	9	0	ON INACTIVE LIST					0	0	0.0	--	0
12/10	Tampa Bay	5	54	10.8	33	0	1	4	4.0	4	0	1	18	18.0	18	0
12/17	at Carolina	1	3	3.0	3	0	ON INACTIVE LIST					1	10	10.0	10	0
12/24	Indianapolis	7	50	7.1	14	0	0	0	0.0	--	0	1	5	5.0	5	0
12/31	at Chicago	3	11	3.7	6	0	0	0	0.0	--	0	0	0	0.0	--	0
01/07	at New Orleans	7	103	14.7	71t	1	0	0	0.0	--	0	0	0	0.0	--	0
<b>TOTALS</b>		<b>58</b>	<b>487</b>	<b>8.4</b>	<b>71T</b>	<b>4</b>	<b>18</b>	<b>251</b>	<b>13.9</b>	<b>45</b>	<b>0</b>	<b>14</b>	<b>232</b>	<b>16.6</b>	<b>52</b>	<b>0</b>

RECEIVING:		TYLER ALLGEIER					SCOTTY MILLER					MYCOLE PRUITT				
DATE	OPP.	NO.	YDS	AVG	LG	TD	NO.	YDS	AVG	LG	TD	NO.	YDS	AVG	LG	TD
09/10	Carolina	3	19	6.3	12	0	0	0	0.0	--	0	0	0	0.0	--	0
09/17	Green Bay	0	0	0.0	--	0	0	0	0.0	--	0	0	0	0.0	--	0
09/24	at Detroit	2	17	8.5	16	0	0	0	0.0	--	0	1	10	10.0	10	0
10/01	at Jacksonville	1	-4	-4.0	-4	0	0	0	0.0	--	0	0	0	0.0	--	0
10/08	Houston	0	0	0.0	--	0	2	10	5.0	7	0	1	22	22.0	22	0
10/15	Washington	0	0	0.0	--	0	1	4	4.0	4	0	1	9	9.0	9	0
10/22	at Tampa Bay	3	53	17.7	46	0	1	46	46.0	46	0	0	0	0.0	--	0
10/29	at Tennessee	0	0	0.0	--	0	2	14	7.0	8t	1	1	3	3.0	3	0
11/05	Minnesota	2	-9	-4.5	-1	0	0	0	0.0	--	0	0	0	0.0	--	0
11/12	at Arizona	1	7	7.0	7	0	1	2	2.0	2t	1	0	0	0.0	--	0
11/26	New Orleans	0	0	0.0	--	0	1	4	4.0	4	0	0	0	0.0	--	0
12/03	at N.Y. Jets	0	0	0.0	--	0	0	0	0.0	--	0	1	20	20.0	20t	1
12/10	Tampa Bay	0	0	0.0	--	0	0	0	0.0	--	0	2	15	7.5	11	0
12/17	at Carolina	1	6	6.0	6	0	0	0	0.0	--	0	0	0	0.0	--	0
12/24	Indianapolis	1	19	19.0	19	0	1	15	15.0	15	0	0	0	0.0	--	0
12/31	at Chicago	1	75	75.0	75t	1	0	0	0.0	--	0	1	14	14.0	14	0
01/07	at New Orleans	3	10	3.3	6	0	2	68	33.0	56	0	1	17	17.0	17	0
<b>TOTALS</b>		<b>18</b>	<b>193</b>	<b>10.7</b>	<b>75T</b>	<b>1</b>	<b>11</b>	<b>161</b>	<b>14.6</b>	<b>56</b>	<b>2</b>	<b>9</b>	<b>110</b>	<b>12.2</b>	<b>22</b>	<b>1</b>

# INDIVIDUAL GXG STATS: RECEIVING

RECEIVING:		VAN JEFFERSON					CORDARRELLE PATTERSON					KEITH SMITH II				
DATE	OPP.	NO.	YDS	AVG	LG	TD	NO.	YDS	AVG	LG	TD	NO.	YDS	AVG	LG	TD
09/10	Carolina	Rams					ON INACTIVE LIST					0	0	0.0	--	0
09/17	Green Bay	Rams					ON INACTIVE LIST					0	0	0.0	--	0
09/24	at Detroit	Rams					ON INACTIVE LIST					0	0	0.0	--	0
10/01	at Jacksonville	Rams					0	0	0.0	--	0	0	0	0.0	--	0
10/08	Houston	Rams					1	7	7.0	7	0	1	28	28.0	28	0
10/15	Washington	0	0	0.0	--	0	1	6	6.0	6	0	0	0	0.0	--	0
10/22	at Tampa Bay	1	5	5.0	5	0	0	0	0.0	--	0	1	-1	-1.0	-1	0
10/29	at Tennessee	3	24	8.0	11	0	0	0	0.0	--	0	0	0	0.0	--	0
11/05	Minnesota	1	14	14.0	14	0	1	3	3.0	3	0	ON INACTIVE LIST				
11/12	at Arizona	0	0	0.0	--	0	2	7	3.5	5	0	0	0	0.0	--	0
11/26	New Orleans	1	13	13.0	13	0	0	0	0.0	--	0	1	6	6.0	6	0
12/03	at N.Y. Jets	0	0	0.0	--	0	1	6	6.0	6	0	0	0	0.0	--	0
12/10	Tampa Bay	0	0	0.0	--	0	0	0	0.0	--	0	0	0	0.0	--	0
12/17	at Carolina	0	0	0.0	--	0	1	2	2.0	2t	1	0	0	0.0	--	0
12/24	Indianapolis	1	13	13.0	13	0	2	7	3.5	11	0	INJURED RESERVE				
12/31	at Chicago	3	19	6.3	9	0	0	0	0.0	--	0	INJURED RESERVE				
01/07	at New Orleans	2	13	6.5	7	0	0	0	0.0	--	0	INJURED RESERVE				
<b>TOTALS</b>		12	101	8.4	46	0	9	38	4.2	11	1	3	33	11.0	28	0

RECEIVING:		JOHN FITZPATRICK					DESMOND RIDDER				
DATE	OPP.	NO.	YDS	AVG	LG	TD	NO.	YDS	AVG	LG	TD
09/10	Carolina	ON INACTIVE LIST					1	-6	-6.0	-6	0
09/17	Green Bay	0	0	0.0	--	0	0	0	0.0	--	0
09/24	at Detroit	0	0	0.0	--	0	0	0	0.0	--	0
10/01	at Jacksonville	0	0	0.0	--	0	0	0	0.0	--	0
10/08	Houston	0	0	0.0	--	0	0	0	0.0	--	0
10/15	Washington	ON INACTIVE LIST					0	0	0.0	--	0
10/22	at Tampa Bay	ON INACTIVE LIST					0	0	0.0	--	0
10/29	at Tennessee	0	0	0.0	--	0	0	0	0.0	--	0
11/05	Minnesota	0	0	0.0	--	0	DID NOT PLAY (NON-INJURY)				
11/12	at Arizona	0	0	0.0	--	0	0	0	0.0	--	0
11/26	New Orleans	ON INACTIVE LIST					0	0	0.0	--	0
12/03	at N.Y. Jets	ON INACTIVE LIST					0	0	0.0	--	0
12/10	Tampa Bay	0	0	0.0	--	0	0	0	0.0	--	0
12/17	at Carolina	ON INACTIVE LIST					0	0	0.0	--	0
12/24	Indianapolis	ON INACTIVE LIST					DID NOT PLAY (NON-INJURY)				
12/31	at Chicago	ON INACTIVE LIST					0	0	0.0	--	0
01/07	at New Orleans	1	12	12.0	12	0	0	0	0.0	--	0
<b>TOTALS</b>		1	12	12.0	12	0	1	-6	-6.0	-6	0

# INDIVIDUAL GXG STATS: RUSHING

2023 REGULAR SEASON INDIVIDUAL GAME-BY-GAME STATS

RUSHING:		BIJAN ROBINSON					TYLER ALLGEIER					DESMOND RIDDER				
DATE	OPP.	NO.	YDS	AVG	LG	TD	NO.	YDS	AVG	LG	TD	NO.	YDS	AVG	LG	TD
09/10	Carolina	10	56	5.6	21	0	15	75	5.0	22	2	1	-1	-1.0	-1	0
09/17	Green Bay	19	124	6.5	19	0	16	48	3.0	10	0	10	39	3.9	9	1
09/24	at Detroit	10	33	3.3	11	0	7	12	1.7	5	0	2	3	1.5	2	0
10/01	at Jacksonville	14	105	7.5	38	0	7	16	2.3	9	0	1	6	6.0	6	0
10/08	Houston	14	46	3.3	13	0	17	40	2.4	12	0	4	10	2.5	7	1
10/15	Washington	13	37	2.8	9	0	13	51	3.9	11	0	2	18	9.0	13	0
10/22	at Tampa Bay	1	3	3.0	3	0	21	59	2.8	12	0	6	38	6.3	19	1
10/29	at Tennessee	11	62	5.6	25	1	8	31	3.9	9	0	3	26	8.7	23	0
11/05	Minnesota	11	51	4.6	14	0	12	39	3.3	13	1	DID NOT PLAY (NON-INJURY)				
11/12	at Arizona	22	95	4.3	17	1	9	31	3.4	8	0	3	11	3.7	9	1
11/26	New Orleans	16	91	5.7	17	1	10	64	6.4	14	0	7	30	4.3	16	0
12/03	at N.Y. Jets	18	53	2.9	12	0	8	26	3.3	6	0	3	0	0.0	1	0
12/10	Tampa Bay	10	34	3.4	8	1	9	40	4.4	9	0	4	15	3.8	7	1
12/17	at Carolina	7	11	1.6	9	0	14	45	3.2	8	0	5	-2	-0.4	1	0
12/24	Indianapolis	12	72	6.0	32	0	9	69	7.7	31	1	DID NOT PLAY (NON-INJURY)				
12/31	at Chicago	15	75	5.0	21	0	5	13	2.6	5	0	0	0	0.0	--	0
01/07	at New Orleans	11	28	2.5	7	0	6	24	4.0	8	0	2	0	0.0	--	0
<b>TOTALS</b>		<b>214</b>	<b>976</b>	<b>4.6</b>	<b>38</b>	<b>4</b>	<b>186</b>	<b>683</b>	<b>3.7</b>	<b>31</b>	<b>4</b>	<b>53</b>	<b>193</b>	<b>3.6</b>	<b>23</b>	<b>5</b>

RUSHING:		CORDARRELLE PATTERSON					TAYLOR HEINICKE					LOGAN WOODSIDE				
DATE	OPP.	NO.	YDS	AVG	LG	TD	NO.	YDS	AVG	LG	TD	NO.	YDS	AVG	LG	TD
09/10	Carolina	ON INACTIVE LIST					DID NOT PLAY (NON-INJURY)					ON INACTIVE LIST				
09/17	Green Bay	ON INACTIVE LIST					DID NOT PLAY (NON-INJURY)					ON INACTIVE LIST				
09/24	at Detroit	ON INACTIVE LIST					DID NOT PLAY (NON-INJURY)					ON INACTIVE LIST				
10/01	at Jacksonville	0	0	0.0	--	0	DID NOT PLAY (NON-INJURY)					ON INACTIVE LIST				
10/08	Houston	0	0	0.0	--	0	DID NOT PLAY (NON-INJURY)					ON INACTIVE LIST				
10/15	Washington	1	0	0.0	--	0	DID NOT PLAY (NON-INJURY)					ON INACTIVE LIST				
10/22	at Tampa Bay	10	56	5.6	18	0	DID NOT PLAY (NON-INJURY)					ON INACTIVE LIST				
10/29	at Tennessee	2	7	3.5	4	0	2	14	7.0	11	0	ON INACTIVE LIST				
11/05	Minnesota	1	0	0.0	--	0	3	20	6.7	13	0	ON INACTIVE LIST				
11/12	at Arizona	3	13	4.3	6	0	4	34	8.5	16	0	ON INACTIVE LIST				
11/26	New Orleans	8	43	5.4	12	0	DID NOT PLAY (NON-INJURY)					ON INACTIVE LIST				
12/03	at N.Y. Jets	5	11	2.2	7	0	DID NOT PLAY (NON-INJURY)					ON INACTIVE LIST				
12/10	Tampa Bay	3	7	2.3	6	0	DID NOT PLAY (NON-INJURY)					ON INACTIVE LIST				
12/17	at Carolina	5	-2	-0.4	3	0	DID NOT PLAY (NON-INJURY)					ON INACTIVE LIST				
12/24	Indianapolis	7	26	3.7	11	0	2	10	5.0	10	0	ON INACTIVE LIST				
12/31	at Chicago	0	0	0.0	--	0	4	46	11.5	24	1	ON INACTIVE LIST				
01/07	at New Orleans	5	20	4.0	7	0	ON INACTIVE LIST					1	6	6.0	6	0
<b>TOTALS</b>		<b>50</b>	<b>181</b>	<b>3.6</b>	<b>18</b>	<b>0</b>	<b>15</b>	<b>124</b>	<b>8.3</b>	<b>24</b>	<b>1</b>	<b>1</b>	<b>6</b>	<b>6.0</b>	<b>6</b>	<b>0</b>

RUSHING:		KHADAREL HODGE					JONNU SMITH					KYLE PITTS				
DATE	OPP.	NO.	YDS	AVG	LG	TD	NO.	YDS	AVG	LG	TD	NO.	YDS	AVG	LG	TD
09/10	Carolina	0	0	0.0	--	0	0	0	0.0	--	0	0	0	0.0	--	0
09/17	Green Bay	0	0	0.0	--	0	0	0	0.0	--	0	0	0	0.0	--	0
09/24	at Detroit	0	0	0.0	--	0	0	0	0.0	--	0	1	-4	-4.0	-4	0
10/01	at Jacksonville	0	0	0.0	--	0	0	0	0.0	--	0	0	0	0.0	--	0
10/08	Houston	1	0	0.0	--	0	0	0	0.0	--	0	0	0	0.0	--	0
10/15	Washington	0	0	0.0	--	0	0	0	0.0	--	0	0	0	0.0	--	0
10/22	at Tampa Bay	0	0	0.0	--	0	0	0	0.0	--	0	0	0	0.0	--	0
10/29	at Tennessee	0	0	0.0	--	0	0	0	0.0	--	0	0	0	0.0	--	0
11/05	Minnesota	0	0	0.0	--	0	1	0	0.0	--	0	0	0	0.0	--	0
11/12	at Arizona	0	0	0.0	--	0	0	0	0.0	--	0	0	0	0.0	--	0
11/26	New Orleans	0	0	0.0	--	0	0	0	0.0	--	0	0	0	0.0	--	0
12/03	at N.Y. Jets	0	0	0.0	--	0	0	0	0.0	--	0	0	0	0.0	--	0
12/10	Tampa Bay	0	0	0.0	--	0	0	0	0.0	--	0	0	0	0.0	--	0
12/17	at Carolina	0	0	0.0	--	0	0	0	0.0	--	0	0	0	0.0	--	0
12/24	Indianapolis	0	0	0.0	--	0	0	0	0.0	--	0	0	0	0.0	--	0
12/31	at Chicago	0	0	0.0	--	0	0	0	0.0	--	0	0	0	0.0	--	0
01/07	at New Orleans	0	0	0.0	--	0	0	0	0.0	--	0	0	0	0.0	--	0
<b>TOTALS</b>		<b>1</b>	<b>0</b>	<b>0.0</b>	<b>--</b>	<b>0</b>	<b>1</b>	<b>0</b>	<b>0.0</b>	<b>--</b>	<b>0</b>	<b>1</b>	<b>-4</b>	<b>-4.0</b>	<b>-4</b>	<b>0</b>

# INDIVIDUAL GXG STATS: DEFENSIVE

2023 REGULAR SEASON INDIVIDUAL DEFENSIVE GAME-BY-GAME STATS

		JESSIE BATES III										KADEN ELLISS										NATE LANDMAN															
DATE	OPP.	S	A	TK	TFL	FLY	SK	SKY	INT	FR	FF	PR	PD	S	A	TK	TFL	FLY	SK	SKY	INT	FR	FF	PR	PD	S	A	TK	TFL	FLY	SK	SKY	INT	FR	FF	PR	PD
09/10	Carolina	5	5	10	0	0	0.0	0.0	2	0	1	0	2	6	3	9	0	0	0.0	0.0	0	0	0	0	0	0	0	0	0	0	0.0	0.0	0	0	0	0	0
09/17	Green Bay	3	0	3	0	0	0.0	0.0	0	0	0	0	0	6	0	6	1	11	1.0	11.0	0	0	0	0	1	0	3	1	4	1	5	0.0	0.0	0	0	0	0
09/24	at Detroit	6	5	11	0	0	0.0	0.0	1	0	0	0	1	5	5	10	1	0	0.0	0.0	0	0	0	0	0	0	2	2	0	0	0.0	0.0	0	0	0	0	0
10/01	at Jacksonville	5	3	8	1	0	0.0	0.0	0	0	1	1	0	2	2	4	0	0	0.0	0.0	0	0	0	1	0	7	2	9	0	0	0.0	0.0	0	0	0	0	
10/08	Houston	2	0	2	0	0	0.0	0.0	0	0	0	0	1	4	2	6	0	0	0.0	0.0	0	0	0	0	0	0	4	4	8	0	0	0.0	0.0	0	0	0	1
10/15	Washington	3	2	5	0	0	0.0	0.0	0	0	0	0	0	4	0	4	0	0	0.0	0.0	0	0	0	0	0	0	5	3	8	0	0	0.0	0.0	0	0	0	0
10/22	at Tampa Bay	5	1	6	0	0	0.0	0.0	0	0	0	0	0	5	1	6	1	0	0.0	0.0	0	0	0	0	0	0	5	7	12	0	0	0.0	0.0	0	0	1	0
10/29	at Tennessee	3	4	7	0	0	0.0	0.0	0	0	0	0	0	6	2	8	0	0	0.0	0.0	0	0	0	1	0	0	4	4	8	0	0	0.0	0.0	0	0	0	1
11/05	Minnesota	5	3	8	0	0	0.0	0.0	0	0	0	0	1	5	4	9	0	0	0.0	0.0	0	0	0	0	1	5	5	10	2	10	1.0	7.0	0	0	0	1	1
11/12	at Arizona	11	2	13	0	0	0.0	0.0	0	0	0	0	0	6	5	11	1	8	1.0	8.0	0	0	0	1	0	7	1	8	1	11	1.0	11.0	1	0	0	1	
11/26	New Orleans	7	5	12	0	0	0.0	0.0	1	0	1	0	1	4	2	6	2	2	0.0	0.0	0	0	0	0	1	3	1	4	0	0	0.0	0.0	0	0	0	0	0
12/03	at N.Y. Jets	5	2	7	0	0	0.0	0.0	1	0	0	0	2	5	1	6	0	0	0.0	0.0	0	0	0	0	0	2	3	5	1	0	0.0	0.0	0	0	1	0	1
12/10	Tampa Bay	7	2	9	1	5	0.0	0.0	0	0	0	0	1	7	3	10	0	0	0.0	0.0	0	0	0	0	0	ON INACTIVE LIST											
12/17	at Carolina	5	5	10	0	0	0.0	0.0	0	0	0	0	0	4	1	5	1	0	0.0	0.0	0	0	0	0	0	4	3	7	1	0	0.0	0.0	0	0	0	0	0
12/24	Indianapolis	4	2	6	0	0	0.0	0.0	1	0	0	0	2	5	5	10	3	9	1.0	8.0	0	0	0	1	1	7	2	9	0	0	0.0	0.0	0	0	0	0	
12/31	at Chicago	9	2	11	1	1	0.0	0.0	0	0	0	0	0	6	3	9	1	9	1.0	9.0	0	0	0	1	0	5	1	6	0	0	0.0	0.0	0	0	0	0	
01/07	at New Orleans	4	0	4	0	0	0.0	0.0	0	0	0	0	0	2	1	3	0	0	0.0	0.0	0	0	0	0	0	0	5	5	10	1	2	0.0	0.0	0	0	1	0
<b>TOTALS</b>		89	43	132	3	6	0.0	0.0	6	0	3	1	11	82	40	122	11	39	4.0	36.0	0	0	0	6	3	66	44	110	7	28	2.0	18.0	1	0	3	4	3

		RICHIE GRANT										A.J. TERRELL JR.										JEFF OKUDAH															
DATE	OPP.	S	A	TK	TFL	FLY	SK	SKY	INT	FR	FF	PR	PD	S	A	TK	TFL	FLY	SK	SKY	INT	FR	FF	PR	PD	S	A	TK	TFL	FLY	SK	SKY	INT	FR	FF	PR	PD
09/10	Carolina	3	4	7	0	0	0.0	0.0	0	0	0	0	1	3	1	4	1	1	0.0	0.0	0	0	0	0	0	ON INACTIVE LIST											
09/17	Green Bay	3	1	4	0	0	0.0	0.0	0	0	0	0	0	3	0	3	0	0	0.0	0.0	0	0	0	0	0	ON INACTIVE LIST											
09/24	at Detroit	2	4	6	0	0	0.0	0.0	0	0	0	2	0	3	1	4	1	0	0.0	0.0	0	0	0	0	0	0	0	0	0	0	0.0	0.0	0	0	0	0	0
10/01	at Jacksonville	9	2	11	0	0	0.0	0.0	0	0	0	1	0	3	0	3	0	0	0.0	0.0	0	0	0	0	0	0	3	3	0	0	0.0	0.0	0	0	0	0	0
10/08	Houston	3	0	3	1	0	0.0	0.0	0	0	0	0	1	1	2	0	0	0.0	0.0	0	0	0	0	0	0	0	5	1	6	0	0	0.0	0.0	0	0	0	0
10/15	Washington	3	1	4	0	0	0.0	0.0	0	0	0	0	1	1	1	2	0	0	0.0	0.0	0	0	0	0	1	1	0	1	0	0	0.0	0.0	0	0	0	0	1
10/22	at Tampa Bay	5	3	8	0	0	0.0	0.0	1	0	0	0	1	3	2	5	0	0	0.0	0.0	0	0	0	0	2	5	1	6	0	0	0.0	0.0	0	0	0	0	1
10/29	at Tennessee	5	3	8	0	0	0.0	0.0	0	0	0	0	1	2	1	3	0	0	0.0	0.0	0	0	0	0	1	4	1	5	1	2	0.0	0.0	0	0	0	0	0
11/05	Minnesota	4	4	8	0	0	0.0	0.0	0	0	0	0	2	3	0	3	2	3	0.0	0.0	0	0	0	0	0	4	2	6	0	0	0.0	0.0	0	0	0	0	1
11/12	at Arizona	7	2	9	0	0	0.0	0.0	0	0	0	0	0	2	0	2	0	0	0.0	0.0	0	0	0	0	0	2	0	1	1	0	0.0	0.0	0	0	0	0	0
11/26	New Orleans	3	1	4	0	0	0.0	0.0	0	0	0	0	1	0	0	0	0	0	0.0	0.0	0	0	0	0	1	7	1	8	0	0	0.0	0.0	0	0	0	0	0
12/03	at N.Y. Jets	1	1	2	0	0	1.0	0.0	0	0	1	0	0	1	0	1	0	0	0.0	0.0	0	0	0	0	0	5	0	5	0	0	0.0	0.0	0	0	0	0	0
12/10	Tampa Bay	4	2	6	0	0	0.0	0.0	0	0	0	0	0	1	1	2	0	0	0.0	0.0	0	0	0	0	1	ON INACTIVE LIST											
12/17	at Carolina	0	1	1	0	0	0.0	0.0	0	0	0	0	0	2	1	3	0	0	0.0	0.0	0	0	0	0	0	2	0	2	0	0	0.0	0.0	0	0	0	0	0
12/24	Indianapolis	4	1	5	1	7	1.0	7.0	0	0	1	1	0	4	1	5	0	0	0.0	0.0	0	0	0	0	0	1	0	1	0	0	0.0	0.0	0	0	0	0	0
12/31	at Chicago	5	1	6	0	0	0.0	0.0	0	0	0	0	0	0	1	1	0	0	0.0	0.0	0	0	0	0	0	DID NOT PLAY (NON-INJURY)											
01/07	at New Orleans	4	6	10	1	12	1.0	12.0	0	0	0	0	1	0	2	0	2	0	0.0	0.0	0	0	0	0	1	0	0	0	0	0	0.0	0.0	0	0	0	0	0
<b>TOTALS</b>		65	37	102	3	19	3.0	19.0	1	0	2	5	6	34	11	45	4	4	0.0	0.0	0	0	0	0	11	34	10	44	1	2	0.0	0.0	0	0	0	0	0

		CALAIS CAMPBELL										DEE ALFORD										DAVID ONYEMATA																
DATE	OPP.	S	A	TK	TFL	FLY	SK	SKY	INT	FR	FF	PR	PD	S	A	TK	TFL	FLY	SK	SKY	INT	FR	FF	PR	PD	S	A	TK	TFL	FLY	SK	SKY	INT	FR	FF	PR	PD	
09/10	Carolina	1	0	1	0	0	0.0	0.0	0	0	0	1	0	4	2	6	0	0	0.0	0.0	0	0	0	0	0	2	2	4	1	0	0.0	0.0	0	0	0	0	2	1
09/17	Green Bay	1	2	3	0	0	0.0	0.0	0	0	0	0	0	0	0	0	0	0	0.0	0.0	0	0	0	0	0	0	2	2	0	0	0.0	0.0	0	0	0	0	0	2
09/24	at Detroit	1	2	3	0	0	0.0	0.0	0	0	0	0	0	2	1	3	0	0	0.0	0.0	0	0	0	0	1	2	3	1	0	0	0.0	0.0	0	0	0	0	2	0
10/01	at Jacksonville	1	5	6	0	0	0.0	0.0	0	0	0	1	0	3	1	4	1	1	0.0	0.0	0	0	0	0	0	2	5	7	1	5	1.5	8.5	0	0	0	0	2	0
10/08	Houston	3	0	3	1	1	0.0	0.0	0	0	0	0	0	4	2	6	1	5	0.0	0.0	0	0	0	0	2	2	2	4	0	0	0.0	0.0	0	0	0	0	0	0
10/15	Washington	3	1	4	1	6	1.0	6.0	0	0	0	0	2	0	0	0	0	0	0.0	0.0	0	0	0	0	0	2	2	4	0	0	0.0	0.0	0	0	0	0	1	0
10/22	at Tampa Bay	1	3	4	0	0	1.0	5.0	0	0	1	1	0	1	1	2	0	0	0.0	0.0	0	0	0	0	2	1	3	4	1	10	1.0	10.0	0	0	0	0	3	0
10/29	at Tennessee	1	0	1	0	0	0.0	0.0	0	1	0	2	0	3	2	5	0	0	0.0	0.0	0	0	0	0	0	3	0	3	1	0	0.0	0.0	0	0	0	0	2	0
11/05	Minnesota	4	0	4	1	5	1.0	5.0	0	0	0	0	1	0	2	2	0	0	0.0	0.0	0																	



# INDIVIDUAL GXG STATS: DEFENSIVE

		GRADY JARRETT										KENTAVIUS STREET										ALBERT HUGGINS																	
DATE	OPP.	S	A	TK	TFL	TFLY	SK	SKY	NT	FR	FF	PR	PD	S	A	TK	TFL	TFLY	SK	SKY	NT	FR	FF	PR	PD	S	A	TK	TFL	TFLY	SK	SKY	NT	FR	FF	PR	PD		
09/10	Carolina	1	2	3	0	0	0.5	3.5	0	0	0	2	0	Egles										0	2	2	0	0	0.0	0.0	0	0	0	0	0	0			
09/17	Green Bay	1	2	3	0	0	0.0	0.0	0	0	0	1	0	Egles										0	0	0	0	0	0.0	0.0	0	0	0	0	0	0			
09/24	at Detroit	2	2	4	1	0	0.0	0.0	0	0	0	3	0	Egles										ON INACTIVE LIST															
10/01	at Jacksonville	2	3	5	0	0	0.0	0.0	0	0	0	0	0	Egles										ON INACTIVE LIST															
10/08	Houston	1	3	4	0	0	0.0	0.0	0	0	0	0	1	Egles										0	0	0	0	0	0.0	0.0	0	0	0	0	0	0			
10/15	Washington	1	1	2	1	7	1.0	7.0	0	0	0	2	0	Egles										0	1	1	0	0	0.0	0.0	0	0	0	0	0	0			
10/22	at Tampa Bay	1	1	2	0	0	0.0	0.0	0	0	0	0	1	Egles										ON INACTIVE LIST															
10/29	at Tennessee	0	0	0	0	0	0.0	0.0	0	0	0	0	0	Egles										ON INACTIVE LIST															
11/05	Minnesota	INJURED RESERVE												2	3	5	1	0	0.0	0.0	0	1	0	0	0	0	1	1	2	0	0	0.0	0.0	0	0	0	1	0	
11/12	at Arizona	INJURED RESERVE												1	0	1	0	0	0.0	0.0	0	0	0	0	1	1	0	1	0	1	0	0.0	0.0	0	0	0	0	0	
11/26	New Orleans	INJURED RESERVE												1	1	2	0	0	0.0	0.0	0	0	0	0	0	1	0	1	0	0	0.0	0.0	0	1	0	0	0		
12/03	at N.Y. Jets	INJURED RESERVE												2	1	3	2	2	0.0	0.0	0	0	0	0	0	1	1	2	0	0	0.0	0.0	0	0	0	0	0	0	
12/10	Tampa Bay	INJURED RESERVE												3	0	3	1	2	1.0	2.0	0	0	0	1	0	2	4	6	0	0	0.0	0.0	0	0	0	0	0	0	
12/17	at Carolina	INJURED RESERVE												INJURED RESERVE										0	3	3	0	0	0.0	0.0	0	0	0	0	1	0			
12/24	Indianapolis	INJURED RESERVE												INJURED RESERVE										0	1	1	0	0	0.0	0.0	0	0	0	0	0	0			
12/31	at Chicago	INJURED RESERVE												INJURED RESERVE										1	0	1	0	0	0.0	0.0	0	0	0	0	0	0			
01/07	at New Orleans	INJURED RESERVE												INJURED RESERVE										0	2	2	0	0	0.0	0.0	0	0	0	0	0	0			
<b>TOTALS</b>		9	14	23	2	7	1.5	10.5	0	0	0	8	2	9	5	14	4	4	1.0	2.0	0	1	0	1	1	7	15	22	0	0	0.0	0.0	0	1	0	1	0	2	0

		TA'QUON GRAHAM												TROY ANDERSEN												LACALE LONDON												
DATE	OPP.	S	A	TK	TFL	TFLY	SK	SKY	NT	FR	FF	PR	PD	S	A	TK	TFL	TFLY	SK	SKY	NT	FR	FF	PR	PD	S	A	TK	TFL	TFLY	SK	SKY	NT	FR	FF	PR	PD	
09/10	Carolina	0	1	1	0	0	0.0	0.0	0	0	0	0	0	3	7	10	1	3	0.5	3.5	0	0	0	1	0	NOT ON ROSTER												
09/17	Green Bay	0	1	1	0	0	0.0	0.0	0	0	0	0	0	ON INACTIVE LIST												NOT ON ROSTER												
09/24	at Detroit	0	2	2	0	0	0.0	0.0	0	0	0	0	0	3	5	8	0	0	0.0	0.0	0	0	0	0	0	NOT ON ROSTER												
10/01	at Jacksonville	0	0	0	0	0	0.0	0.0	0	0	0	0	0	INJURED RESERVE												NOT ON ROSTER												
10/08	Houston	ON INACTIVE LIST												INJURED RESERVE												NOT ON ROSTER												
10/15	Washington	ON INACTIVE LIST												INJURED RESERVE												0	1	1	0	0	0.0	0.0	0	0	0	0	0	0
10/22	at Tampa Bay	1	1	2	0	0	0.0	0.0	0	0	0	0	0	INJURED RESERVE												1	2	3	1	0	0.0	0.0	0	1	0	0	0	
10/29	at Tennessee	0	2	2	0	0	0.0	0.0	0	0	0	1	0	INJURED RESERVE												0	0	0	0	0	0.0	0.0	0	0	0	0	0	
11/05	Minnesota	1	0	1	1	2	0.0	0.0	0	0	0	0	0	INJURED RESERVE												INJURED RESERVE												
11/12	at Arizona	1	0	1	0	0	0.0	0.0	0	0	0	0	0	INJURED RESERVE												INJURED RESERVE												
11/26	New Orleans	1	0	1	0	0	0.0	0.0	0	0	0	0	0	INJURED RESERVE												INJURED RESERVE												
12/03	at N.Y. Jets	1	2	3	0	0	0.0	0.0	0	0	0	0	0	INJURED RESERVE												INJURED RESERVE												
12/10	Tampa Bay	0	1	1	0	0	0.0	0.0	0	0	0	0	0	INJURED RESERVE												INJURED RESERVE												
12/17	at Carolina	1	1	2	0	0	1.0	6.0	0	0	1	1	0	INJURED RESERVE												2	1	3	1	0	0.0	0.0	0	0	0	0	0	
12/24	Indianapolis	0	0	0	0	0	0.0	0.0	0	0	0	0	0	INJURED RESERVE												1	0	1	0	0	0.0	0.0	0	0	0	0	0	
12/31	at Chicago	0	4	4	0	0	0.0	0.0	0	0	0	0	0	INJURED RESERVE												1	0	1	0	0	0.0	0.0	0	0	0	0	0	
01/07	at New Orleans	0	2	2	0	0	0.0	0.0	0	0	0	0	0	INJURED RESERVE - DESIGNATED FOR RETURN												1	3	4	0	0	0.0	0.0	0	0	0	0	0	
<b>TOTALS</b>		6	17	23	1	2	1.0	6.0	0	0	1	2	0	6	12	18	1	3	0.5	3.5	0	0	0	1	0	6	7	13	2	0	0.0	0.0	0	1	0	0	0	

		MICAH ABERNATHY												JAYLINN HAWKINS												JOE GAZIANO												
DATE	OPP.	S	A	TK	TFL	TFLY	SK	SKY	NT	FR	FF	PR	PD	S	A	TK	TFL	TFLY	SK	SKY	NT	FR	FF	PR	PD	S	A	TK	TFL	TFLY	SK	SKY	NT	FR	FF	PR	PD	
09/10	Carolina	PRACTICE SQUAD												0	0	0	0	0	0.0	0.0	0	0	0	0	0	0	NOT ON ROSTER											
09/17	Green Bay	PRACTICE SQUAD												0	0	0	0	0	0.0	0.0	0	0	0	0	0	0	ON INACTIVE LIST											
09/24	at Detroit	PRACTICE SQUAD												1	1	2	0	0	0.0	0.0	0	0	0	0	0	0	ON INACTIVE LIST											
10/01	at Jacksonville	PRACTICE SQUAD												0	0	0	0	0	0.0	0.0	0	0	0	0	0	0	ON INACTIVE LIST											
10/08	Houston	PRACTICE SQUAD												0	0	0	0	0	0.0	0.0	0	0	0	0	0	0	ON INACTIVE LIST											
10/15	Washington	PRACTICE SQUAD												0	0	0	0	0	0.0	0.0	0	0	0	0	0	0	ON INACTIVE LIST											
10/22	at Tampa Bay	0	0	0	0	0	0.0	0.0	0	0	0	0	0	NOT ON ROSTER												ON INACTIVE LIST												
10/29	at Tennessee	0	0	0	0	0	0.0	0.0	0	0	0	0	0	NOT ON ROSTER												ON INACTIVE LIST												
11/05	Minnesota	2	0	2	0	0	0.0	0.0	0	0	0	0	0	NOT ON ROSTER												ON INACTIVE LIST												
11/12	at Arizona	0	0	0	0	0	0.0	0.0	0	0	0	0	0	NOT ON ROSTER												ON INACTIVE LIST												
11/26	New Orleans	0	0	0	0	0	0.0	0.0	0	0	0	0	0	NOT ON ROSTER												ON INACTIVE LIST												
12/03	at N.Y. Jets	0	0	0	0	0	0.0	0.0	0	0	0	0	0	NOT ON ROSTER												ON INACTIVE LIST												
12/10	Tampa Bay	0	0	0	0	0	0.0	0.0	0	0	0	0	0	NOT ON ROSTER												ON INACTIVE LIST												
12/17	at Carolina	0	0	0	0	0	0.0	0.0	0	0	0	0	0	NOT ON ROSTER												1	0	1	0	0	0.0	0.0	0	0	0	0	0	
12/24	Indianapolis	0	0	0	0	0	0.0	0.0	0	0	0	0	0	NOT ON ROSTER												ON INACTIVE LIST												
12/31	at Chicago	0	0	0	0	0	0.0	0.0	0	0	0	0	0	NOT ON ROSTER												ON INACTIVE LIST												
01/07	at New Orleans	0	1	1	0	0	0.0	0.0	0	0	0	0	0	NOT ON ROSTER												0	1	1	0	0	0.0	0.0	0	0	0	0	0	
<b>TOTALS</b>		2	1	3	0	0	0.0	0.0	0	0	0	0	0	1	1	2	0	0	0.0	0.0	0	0	0	0	0	1	1	2	0	0	0.0	0.0	0	0	0	0	0	



# INDIVIDUAL GXG STATS: DEFENSIVE

DATE	OPP.	DEANGELO MALONE										TIMMY HORNE													
		S	A	TK	TFL	Y	SK	SKY	INT	FR	FF	PR	PD	S	A	TK	TFL	Y	SK	SKY	INT	FR	FF	PR	PD
09/10	Carolina	0	0	0	0	0	0.0	0.0	0	0	0	0	0	0	0	0	0	0.0	0.0	0	0	0	0	0	
09/17	Green Bay	0	0	0	0	0	0.0	0.0	0	0	0	0	0	0	0	0	0	0.0	0.0	0	0	0	0	0	
09/24	at Detroit	0	0	0	0	0	0.0	0.0	0	0	0	0	0	0	0	2	2	0	0	0.0	0.0	0	0	0	0
10/01	at Jacksonville	0	0	0	0	0	0.0	0.0	0	0	0	0	0	0	0	1	1	0	0	0.0	0.0	0	0	0	0
10/08	Houston	0	0	0	0	0	0.0	0.0	0	0	0	0	0	0	0	0	0	0	0.0	0.0	0	0	0	0	
10/15	Washington	0	0	0	0	0	0.0	0.0	0	0	0	0	0	0	0	0	0	0	0.0	0.0	0	0	0	0	
10/22	at Tampa Bay	0	0	0	0	0	0.0	0.0	0	0	0	0	0	0	0	0	0	0	0.0	0.0	0	0	0	0	
10/29	at Tennessee	0	1	1	0	0	0.0	0.0	0	0	0	0	0	0	0	0	0	0	0.0	0.0	0	0	0	0	
11/05	Minnesota	0	0	0	0	0	0.0	0.0	0	0	0	0	0	0	0	0	0	0	0.0	0.0	0	0	0	0	
11/12	at Arizona	0	0	0	0	0	0.0	0.0	0	0	0	0	0	0	0	1	1	0	0	0.0	0.0	0	0	0	1
11/26	New Orleans	0	0	0	0	0	0.0	0.0	0	0	0	0	0	0	0	0	0	0	0.0	0.0	0	0	0	0	
12/03	at N.Y. Jets	0	0	0	0	0	0.0	0.0	0	0	0	0	0	0	0	0	0	0	0.0	0.0	0	0	0	0	
12/10	Tampa Bay	0	0	0	0	0	0.0	0.0	0	0	0	0	0	0	0	0	0	0	0.0	0.0	0	0	0	0	
12/17	at Carolina	0	0	0	0	0	0.0	0.0	0	0	0	0	0	0	0	0	0	0	0.0	0.0	0	0	0	0	
12/24	Indianapolis	0	0	0	0	0	0.0	0.0	0	0	0	0	0	0	0	0	0	0	0.0	0.0	0	0	0	0	
12/31	at Chicago	0	0	0	0	0	0.0	0.0	0	0	0	0	0	0	0	0	0	0	0.0	0.0	0	0	0	0	
01/07	at New Orleans	0	0	0	0	0	0.0	0.0	0	0	0	0	0	0	0	0	0	0	0.0	0.0	0	0	0	0	
<b>TOTALS</b>		<b>0</b>	<b>1</b>	<b>1</b>	<b>0</b>	<b>0</b>	<b>0.0</b>	<b>0.0</b>	<b>0</b>	<b>0</b>	<b>0</b>	<b>0</b>	<b>0</b>	<b>0</b>	<b>4</b>	<b>4</b>	<b>0</b>	<b>0</b>	<b>0.0</b>	<b>0.0</b>	<b>0</b>	<b>0</b>	<b>0</b>	<b>1</b>	



# RECORDS & RESULTS

2024

---



# TEAM RECORDS

## ALL TIME RECORDS

### TOTAL REGULAR SEASON GAMES PLAYED

899

### REGULAR SEASON RECORD

390-503-6 (58 seasons)

### HOME/AWAY RECORDS

Home: 228-220-2

Away: 162-283-4

### PLAYOFF GAMES PLAYED

25 (10 home, 13 away, 2 neutral)

### PLAYOFF RECORD

10-14 (6-3 home, 4-9 away, 0-2 neutral)

### MOST GAMES WON, SEASON

16 1998(14 regular — 2 playoff)

13 2016(11 regular — 2 playoff)

13 2012 (all regular season)

13 2010(all regular season)

12 1980(all regular season)

12 2004(11 regular — 1 playoff)

### BEST WINNING PERCENTAGE, OVERALL SEASON

.842 (16-3) 1998

### BEST WIN. PER., REG. SEASON

.875 (14-2) 1998

### PLAYOFF BERTHS

14 (1978, '80, '82, '91, '95, '98, '02, '04, '08, '10, '11, '12, '16, '17)

### DIVISION TITLES

6 1980, '98, '04, '10, '12, '16

### CONFERENCE CHAMPIONSHIPS

2 1998, '16

## CONSECUTIVES

### MOST CONSECUTIVE WINS

9 1998

9 1980

### MOST CONSECUTIVE HOME WINS

10 (2 in 1997, 8 in 1998)

### MOST CONSECUTIVE ROAD WINS

6 1980

## ATTENDANCE

### HOME SEASON (10 GAMES)

703,423 1992

703,361 2006

701,556 2005

### LARGEST ATTENDANCE, HOME GAME

73,761 (11/12/17 vs. Dal.)

72,866 (12/7/17 vs. N.O.)

72,866 (12/31/17 vs. Car.)

### LARGEST ATTENDANCE, AWAY GAME

93,436 (11/14/21 at Dal., AT&T Stadium)

86,436 (12/3/06 at Was., FedEx Field)

### CONSECUTIVE SELLOUTS, HOME (REGULAR SEASON)

61 (2008-2015)

## LARGE NUMBERS

### LARGEST MARGIN OF VICTORY

55 at N.O., 62-7 (9/16/73)

42 vs T.B., 56-14 (9/18/14)

41 at Car., 41-0 (11/24/02)

### LARGEST MARGIN OF LOSSES

59 at LA Rams, 0-59 (12/4/76)

### BIGGEST COMEBACKS

21 vs. G.B. (11/27/83) Down 21-0, Won 47-41-OT

21 at NY J. (10/23/83) Down 21-0, Won 27-21

18 at Stl. (11/9/80) Down 24-6, Won 33-27 OT

### LONGEST GAME PLAYED

4:23 S.F. (10/6/85)

### SHORTEST GAME PLAYED

2:16 at N.E. (9/24/72)

## SCORING

### MOST POINTS, SEASON

540 2016

442 1998

426 1981

### MOST POINTS, GAME

62 at N.O. (7) (9/16/73)

56 vs. T.B. (14) (9/18/14)

51 vs. Car. (23) (10/4/98)

### MOST POINTS, FIRST HALF

35 at S.F. (10/11/09)

### MOST POINTS, SECOND HALF

38 at N.O. (9/16/73)

### MOST POINTS, ONE QUARTER

33 vs. T.B., (2nd Qtr) (11/17/91)

### MOST POINTS, EACH QUARTER

1st: 21 (Seven Last vs. S.F. (12/18/16)

Times)

2nd: 33 vs. T.B. (11/17/91)

3rd: 24 at N.O. (10/19/80)

4th: 31 at G.B. (9/13/81)

### MOST POINTS, BOTH TEAMS, GAME

90 Atlanta (33) vs. Pitt. (57) (12/18/86)

88 Atlanta (47) at G.B. (41) (11/27/83)

85 Atlanta (44) vs. Sea. (41) (12/30/07)

### MOST POINTS, BOTH TEAMS, BY QUARTER

1st: 34 Atlanta (13) at LA Rai. (21) (11/30/75)

2nd: 41 Atlanta (20) at N.O. (21) (9/2/79)

3rd: 35 Atlanta (14) vs. Pitt. (21) (12/18/86)

4th: 43 Atlanta (28) vs. Car (15) (11/23/08)

### MOST CONSECUTIVE GAMES SCORED IN

176 (2004-2015)

## TOUCHDOWNS

### MOST TOUCHDOWNS, SEASON

63 2016

53 1998

52 1981

### MOST TOUCHDOWNS, GAME

8 Two Times Last vs T.B. (9/18/14) L

### MOST TOUCHDOWNS, BOTH TEAMS, GAME

12 Atlanta (5) vs. Pitt. (7) (12/18/86)

## POINTS AFTER TOUCHDOWN (PATs)

### MOST PATS, SEASON

56 2016

51 1998

51 1981

### MOST PATS, GAME

8 Two Times Last vs T.B. (9/18/14)

### MOST TWO-POINT CONVERSIONS, SEASON

4 (4 for 4) - 2005

## FIELD GOALS

### MOST FGs, SEASON

38 (40 att.) -2020

34 (39 att.) -2017

34 (37 att.) -2016

33 (38 att.) -2012

### MOST FGs MADE, GAME

6 at N.O. (11/13/94)

6 vs. Ari. (10/1/06)

5 (12 times) last vs. LV (11/29/20)

### MOST FGs MADE, BOTH TEAMS

8 Atlanta (6) at N.O. (2) (11/13/94)

### MOST FGs ATTEMPTED, GAME

6 vs. Chi. (5 made) (10/12/08)

6 vs. Ari. (6 made) (10/1/06)

### MOST FGs ATTEMPTED, BOTH TEAMS

10 Atlanta (3) vs. Stl. (7) (12/11/86)

## FIRST DOWNS

### MOST FIRST DOWNS, SEASON

383 2019

379 2016

359 2015

### MOST FIRST DOWNS, GAME

35 vs. N.O. (OT) -1979

33 vs. Ari-2010

### MOST FIRST DOWNS, BOTH TEAMS

58 Twice, Last ATL (28) vs N.O. (30) (OT) (9/18/14)

### MOST FIRST DOWNS, RUSHING, SEASON

152 2022

149 1986

149 1985

### MOST FIRST DOWNS, RUSHING, GAME

19 vs. N.O. (10/24/71)

### MOST FIRST DOWNS, PASSING, SEASON

258 2019

# TEAM RECORDS

246	2012
239	2016
<b>MOST FIRST DOWNS, PASSING, GAME</b>	
24	vs. Sea. (10/27/19)
23	vs. Sea. (9/13/20)
22	at Car. (12/9/12)
22	vs. Det. (11/5/95)
<b>MOST FIRST DOWNS, PENALTY, SEASON</b>	
42	2010
41	2019
<b>MOST FIRST DOWNS, PENALTY, GAME</b>	
8	vs. Ari. (9/19/10)

## TOTAL YARDS

<b>MOST NET YARDS GAINED, SEASON</b>	
6,653	2016
6,075	2019
6,051	2014
<b>MOST YARDS GAINED, GAME</b>	
571	vs. Car., (90-R, 481-P)(10/2/16)
568	vs. N.O., (123-R, 445-P)(9/7/14)
563	vs. STL, (209-R, 354-P)(11/9/180)
<b>MOST YARDS GAINED, GAME, BOTH TEAMS</b>	
1,092	Atlanta (447) at Pitt. (645)(11/10/02)
1,061	Atlanta (552) at N.O. (509)(9/2/79)
<b>MOST TOTAL PLAYS, SEASON</b>	
1,144	1981
1,097	2010
1,096	2019

## RUSHING

### RUSHING YARDS

<b>MOST YARDS GAINED, SEASON</b>	
*2,939	2006
2,718	2022
*2,672	2004
*2,546	2005

\*NFL leader

<b>MOST YARDS GAINED, GAME</b>	
318	vs. Det. (9/7/08)
306	vs. T.B. (9/17/06)
297	vs. LA Rams (10/1/72)
<b>MOST YARDS GAINED, BOTH TEAMS, GAME</b>	
476	Atlanta (169) vs. Was. (307) (11/3/85)

### RUSHING ATTEMPTS

<b>MOST RUSHING ATTEMPTS, SEASON</b>	
582	1977
578	1986
560	2008

<b>MOST RUSHING ATTEMPTS, GAME</b>	
58	at T.B. (11/27/77)
<b>MOST RUSHING ATT. BOTH TEAMS, GAME</b>	
105	Atlanta (43) at Oak. (62) (11/30/75)

### AVERAGE GAIN

<b>BEST RUSHING AVERAGE, SEASON</b>	
5.5	2006
5.1	2004
4.8	2005

### RUSHING TOUCHDOWNS

<b>MOST TDS RUSHING, SEASON</b>	
23	2008
23	2002
20	2004
20	2016
<b>MOST TDS RUSHING, GAME</b>	
5	vs. Car. (11/23/08)
5	at S.D. (10/21/73)

## PASSING

### PASSING YARDS

<b>MOST NET YARDS PASSING, SEASON</b>	
4,714	2019
4,944	2016
4,553	2014
<b>MOST NET YARDS PASSING, GAME</b>	

503	vs. Car. (10/2/16)
448	vs. N.O. (9/7/14)
441	vs. Sea. (10/27/19)
<b>MOST NET YDS PASSING, BOTH TEAMS, GAME</b>	
807	Atlanta (365) vs. S.F. (442) (10/14/90)

### PASSING ATTEMPTS

<b>MOST PASSING ATTEMPTS, SEASON</b>	
684	2019
659	2013
632	2014
<b>MOST PASSING ATTEMPTS, GAME</b>	
66	vs. Det. (37 comp.) (12/24/89)
61	at Arz. (34 comp.) (10/27/13)
61	at N.O. (40 comp.) (12/26/11)
<b>MOST PASSING ATT. BOTH TEAMS, GAME</b>	
102	Atlanta (45) vs. S.F. (57) (10/6/85)

### PASS COMPLETIONS

<b>MOST PASSES COMPLETED, SEASON</b>	
445	(659 att.) -2013
422	(615 att.) -2012
418	(632 att.) -2014
<b>MOST PASSES COMPLETED, GAME</b>	
40	at N.O. (61 att.) (12/26/11)
39	vs. Sea. (52 att.) (10/27/19)
<b>MOST PASSES COMP. BOTH TEAMS, GAME</b>	
68	Atlanta (31) vs. S.F. (37) (10/6/85)
68	Atlanta (37) vs. Sea. (31) (9/13/20)

### COMPLETION PERCENTAGE

<b>BEST COMPLETION PERCENTAGE, SEASON</b>	
69.9	2016
68.6	2012
67.5	2013

### PASSING TOUCHDOWNS

<b>MOST TD PASSES, SEASON</b>	
38	2016
33	1992
32	2012
<b>MOST TD PASSES, GAME</b>	
5	at T.B. (12/13/92)
<b>MOST TD PASSES, BOTH TEAMS, GAME</b>	
10	Atlanta (4) vs. S.F. (6) (10/14/90)

### INTERCEPTIONS

<b>MOST PASSES HAD INTERCEPTED, SEASON</b>	
32	(501 att.) -1987
31	(355 att.) -1974
30	(600 att.) -1996
<b>FEWEST PASSES, INTERCEPTED, SEASON</b>	
7	(608 att.) -2018
7	(534 att.) -2016
9	(577 att.) -2010
9	(415 att.) -2022
10	(507 att.) -1983

### NEGATIVE PASS PLAYS

<b>FEWEST TIMES PASSER THROWN FOR LOSS, SEASON</b>	
17	(434 att.) -2008
23	(577 att.) -2010
24	(530 att.) -2017
<b>FEWEST SACKS PER PLAY, SEASON</b>	
1 per 33.4	2014
plays	
1 per 26.9	2016
plays	
1 per 25.5	2008
plays	

## PUNTING

<b>HIGHEST PUNTING AVERAGE, SEASON</b>	
46.7	2016
46.4	2015
45.9	2012
<b>MOST PUNTS, SEASON</b>	
110	1978
<b>MOST PUNTS, GAME</b>	
12	vs. Was. (12/10/78)

## PUNT RETURNS

# TEAM RECORDS

## PUNT RETURN AVERAGE

HIGHEST PUNT RETURN AVERAGE, SEASON

16.2	2022
14.3	2003
13.6	2001
13.3	2014

## PUNT RETURNS

MOST PUNT RETURNS, SEASON

60	1976
----	------

MOST PUNT RETURNS, GAME

8	Three Times, Last at Det. (11/12/00)
---	--------------------------------------

## PUNT RETURN YARDS

MOST YARDS GAINED, SEASON

635	1974
613	2003
536	1980

MOST YARDS GAINED, GAME

139	vs. Dal. (11/11/01)
-----	---------------------

## PUNT RETURN TOUCHDOWNS

MOST TD RETURNS, SEASON

2	(1970, 1999)
---	--------------

MOST TD RETURNS, GAME

1	16 Times, Last at Car. (11/17/19)
---	-----------------------------------

## KICKOFF RETURNS

### KICKOFF RETURN AVERAGE

HIGHEST KICKOFF RETURN AVERAGE, SEASON

26.5	2010
25.7	2015
25.2	1998

### KICKOFF RETURN YARDS

MOST KICKOFF RETURNS, SEASON

87	1996
----	------

MOST YARDS GAINED, SEASON

1,890	2000
1,825	1996
1,737	1966

MOST YARDS GAINED, GAME

257	at Den. (9/10/00)
249	vs. Pitt. (9/27/93)
237	vs. Sea. (12/30/07)

### KICKOFF RETURN TOUCHDOWNS

MOST TD RETURNS, SEASON

3	2000
---	------

## TURNOVERS

### FUMBLES LOST

MOST FUMBLES HAD, SEASON

42	1972
----	------

MOST FUMBLES LOST, SEASON

24	1974
----	------

MOST FUMBLES LOST, GAME

5	Three Times Last vs. N.O. (11/25/79)
---	--------------------------------------

### TURNOVERS

MOST TURNOVERS, SEASON

55	(24 Fum., 31 int.) -1974
----	--------------------------

MOST TAKEAWAYS, SEASON

48	1977
----	------

BIGGEST TURNOVER DIFFERENTIAL, SEASON

23	(48 Takeaways, 25 Turnovers) -1977
20	(44 Takeaways, 24 Turnovers) -1998

BIGGEST TURNOVER DEFICIT, SEASON

-26	(29 Takeaways, 55 Turnovers) -1974
-22	(27 Takeaways, 49 Turnovers) -1987

## INTERCEPTIONS

MOST INTERCEPTIONS, SEASON

26	1980
26	1977

MOST INTERCEPTIONS, GAME

6	at N.O. (9/16/73)
6	vs. LA Rams. (10/1/72)

## SACKS

MOST SACKS, SEASON

55	1997
48	2004
47	2002
47	1978

MOST SACKS, GAME

10	at N.O. (10/12/97)
----	--------------------

MOST SACK YARDAGE, SEASON

425	1978
396	1980
391	1977

## OPPONENT FUMBLES

MOST FUMBLES, GAME

7	at Min. (12/21/08)
7	vs. Phi. (10/5/76)

## PENALTIES

MOST PENALTIES, SEASON

130	(1,083 yds.) -1978
-----	--------------------

MOST PENALTIES, GAME

17	at S.F. (11/5/78)
----	-------------------

FEWEST PENALTIES, SEASON

55	(415 yds.) (2012)*
58	(598 yds.) -2010
63	(601 yds.) -1969
63	(659 yds.) -1968

\*NFL Record

FEWEST PENALTIES, GAME

1	20 Times, Last vs. Cle. (10/2/22)
---	-----------------------------------

MOST YARDS, PENALTIES, GAME

153	vs. G.B., (16 penalties) (12/26/72)
-----	-------------------------------------

## TIME OF POSSESSION

LARGEST ADVANTAGE, GAME (ATLANTA IN REGULATION)

45:15	Atl. at Oak. (14:45) (11/2/08)
43:21	Atl. vs. LA Rams (16:39) (11/17/85)
42:39	Atl. vs. S.F. (17:21) (12/19/82)



# INDIVIDUAL RECORDS

## SCORING

### MOST POINTS, CAREER

1,163	Matt Bryant (2009-19)
806	Morten Andersen (1995-00, 2006-07)
591	Younghoe Koo (2019-23)
558	Mick Luckhurst (1981-87)
436	Norm Johnson (1991-94)

### MOST POINTS, SEASON

158	Matt Bryant (2016)
144	Younghoe Koo (2020)
143	Matt Bryant (2012)
138	Jay Feely (2002)
137	Matt Bryant (2017)

### MOST POINTS, GAME

24	Michael Turner vs. Car. (11/23/08)
24	T.J. Duckett vs. Oak. (12/12/04)
20	Norm Johnson at N.O. (11/13/94)
19	Younghoe Koo vs. Raiders (11/29/20)

### MOST CONSECUTIVE GAMES SCORING

147	Matt Bryant (2009-WK 13 - 2019-WK 8)
124	Morten Andersen (1995-WK 1, 2000, 2006 W2-W17, 2007 W 2-W 17)
68	Mick Luckhurst (1981-WK 1 - 1985-WK 11)
46	Norm Johnson (1991-WK 7 - 1994-WK 4)
41	Younghoe Koo (2021-WK 12 - 2024-WK 18)

## TOUCHDOWNS

### MOST TOUCHDOWNS, CAREER

63	Roddy White (2005-15)
61	Michael Turner (2008-12)
61	Julio Jones (2011-20)
57	Terance Mathis (1994-2001)
56	Andre Rison (1990-94)
48	Gerald Riggs (1982-88)

### MOST TOUCHDOWNS, SEASON

17	Michael Turner (2008)
16	Jamal Anderson (1998)
15	Andre Rison (1993)
14	Devonta Freeman (2015)

### MOST TOUCHDOWNS, GAME

4	Michael Turner vs. Car. (11/23/08)
4	T.J. Duckett vs. Oak. (12/12/04)

### MOST CONSECUTIVE GAMES, TD SCORED

7	Michael Turner (2009-WK 2 - WK 9)
7	Julio Jones (2018-WK 14 - 2019-WK 3)
7	T.J. Duckett (2003-WK 9 - WK 15)
6	Terance Mathis (1998)

## TWO-POINT CONVERSIONS

### MOST TWO-POINT CONVERSIONS, CAREER

6	Terance Mathis (1994-2001)
3	Brian Finneran (2000-08)

### MOST TWO-POINT CONVERSIONS, SEASON

3	Terance Mathis (1995)
3	Brian Finneran (2005)
2	Terance Mathis (1994)

## KICKING

### POINTS AFTER TOUCHDOWN (PATs)

#### MOST PATS MADE, CAREER

386	Matt Bryant (2009-19)
254	Morten Andersen (1995-2000, 2006-07)
213	Mick Luckhurst (1981-87)
143	Norm Johnson (1991-94)
142	Jay Feely (2001-04)
138	Younghoe Koo (2019-24)

#### MOST PATS ATTEMPTED, CAREER

390	Matt Bryant (2009-19)
256	Morten Andersen (1995-2000, 2006-07)
216	Mick Luckhurst (1981-87)
145	Younghoe Koo (2019-23)
144	Norm Johnson (1991-94)
144	Jay Feely (2001-04)

#### MOST PATS MADE, SEASON

56	Matt Bryant (2016)
51	Morten Andersen (1998)
51	Mick Luckhurst (1981)

#### MOST PATS ATTEMPTED, SEASON

57	Matt Bryant (2016)
----	--------------------

52	Morten Andersen (1998)
----	------------------------

51	Mick Luckhurst (1981)
----	-----------------------

#### MOST PATS MADE, GAME

8	Matt Bryant vs T.B. (9/18/14)
8	Nick Mike-Mayer at N.O. (9/16/73)

#### MOST PATS ATTEMPTED, GAME

8	Last, Matt Bryant vs T.B. (9/18/14)
8	Nick Mike-Mayer at N.O. (9/16/73)

#### MOST CONSECUTIVE PATS MADE

257	Matt Bryant (2009 W13-2016 W10)
153	Morten Andersen (1998 W4-2000, '06-07)
139	Norm Johnson (1991-94)
134	Mick Luckhurst (1983-87)

## FIELD GOALS

### MOST FGs MADE, CAREER

259	Matt Bryant (2009-19)
184	Morten Andersen (1995-2000, 2006-07)
151	Younghoe Koo (2019-24)
115	Mick Luckhurst (1981-87)
98	Jay Feely (2001-04)

### MOST FGs MADE, SEASON

37	Younghoe Koo (2020)
34	Matt Bryant (2017)
34	Matt Bryant (2016)
33	Matt Bryant (2012)

### MOST FGs MADE, GAME

6	Norm Johnson at N.O. (11/13/94)
5	14 times, Last Younghoe Koo vs. IND (12/24/2023)

### MOST FGs ATTEMPTED, CAREER

296	Matt Bryant (2009-19)
224	Morten Andersen (1995-2000, '06-07)
168	Younghoe Koo (2019-2024)
164	Mick Luckhurst (1981-87)

### MOST FGs ATTEMPTED, SEASON

40	Jay Feely (2002)
39	Younghoe Koo (2020)
39	Matt Bryant (2017)

### MOST FGs ATTEMPTED, GAME

6	Norm Johnson at N.O. (11/13/94)
6	Matt Bryant vs. Dal. (11/04/12)
6	Jason Elam vs. Chi. (10/12/08)
6	Nick Mike-Mayer vs. S.F. (10/07/73)

### MOST CONSECUTIVE FGs MADE

30	Matt Bryant (2010) (16), (2011) (1st 14)
27	Younghoe Koo (2020)
26	Norm Johnson (1992) (5), (1993) (1st 21)
18	Younghoe Koo (2023, Wk. 3-Present)
18	Todd Peterson (2005)
18	Morten Andersen (1995) (Wks. 1-9)

### BEST FG PERCENTAGE, CAREER (MIN. 35)

0.899	Younghoe Koo (151 of 168) (2019-23)
0.875	Matt Bryant (250 of 282) (2009-18)
0.866	Norm Johnson (84 of 97) (1991-94)
0.821	Morten Andersen (184 of 224) (95-2000, 2006-07)

### BEST FG PERCENTAGE, SEASON (MIN. 10)

0.963	Norm Johnson, 26 of 27 (1993)
0.952	Matt Bryant, 20 of 21 (2018)
0.949	Younghoe Koo, 37 of 39 (2020)

### MOST 50-YARD FGs, CAREER

28	Matt Bryant (2009-2019)
23	Younghoe Koo (2019-23)
15	Morten Andersen (1995-00, 2006-07)
8	Norm Johnson (1991-94)
8	Mick Luckhurst (1981-87)

### MOST 50-YARD FG'S, SEASON

8	Younghoe Koo - 2020
8	Morten Andersen - 1995
8	Matt Bryant - 2017

### MOST 50-YARD FG'S, GAME

3	Morten Andersen*
2	9 Times, Last Younghoe Koo vs. Min. (11/05/23)

### LONGEST FIELD GOAL, CAREER

59 yds	Matt Bryant vs. K.C., (12/4/16)
59 yds	Morten Andersen vs. S.F., (12/24/95)
58 yds	Michael Koenen vs. N.E., (10/9/05)

## RUSHING

### RUSHING YARDS

# INDIVIDUAL RECORDS

## MOST YARDS GAINED, CAREER

6,631	Gerald Riggs (1982-88)
6,081	Michael Turner (2008-12)
5,986	William Andrews (1979-86)
5,981	Warrick Dunn (2002-07)
5,336	Jamal Anderson (1994-01)

## MOST YARDS GAINED, SEASON

1,846	Jamal Anderson -1998
1,719	Gerald Riggs -1985
1,699	Michael Turner -2008

## MOST 1,000-YARD SEASONS

4	Jamal Anderson (1996-98, 2000)
4	William Andrews (1979-81, 1983)
3	Warrick Dunn (2004-06)
3	Gerald Riggs (1984-86)
3	Michael Turner (2008, 10-11)

## MOST CONSECUTIVE 1,000-YARD SEASONS

3	Warrick Dunn (2004-06)
3	Jamal Anderson (1996-98)
3	Gerald Riggs (1984-86)
3	William Andrews (1979-81)

## MOST YARDS GAINED, GAME

220	Michael Turner vs. Det. (22 att), (9/7/08)
208	Michael Turner vs. Stl. (25 att), (12/28/08)
202	Gerald Riggs at N.O.(35 att), (9/2/84)

## MOST 100-YARD GAMES, CAREER

27	Michael Turner (2008-12)
25	Gerald Riggs (1982-88)
22	William Andrews (1979-86)

## MOST 100-YARD GAMES, SEASON

12	Jamal Anderson -1998
9	Gerald Riggs -1985
8	Michael Turner -2008

## RUSHING ATTEMPTS

### MOST RUSHING ATTEMPTS, CAREER

1,587	Gerald Riggs (1982-88)
1,413	Warrick Dunn (2002-07)
1,411	Michael Turner (2008-12)
1,329	Jamal Anderson (1994-01)
1,315	William Andrews (1979-1986)

### MOST RUSHING ATTEMPTS, SEASON

410	Jamal Anderson -1998
397	Gerald Riggs -1985
376	Michael Turner -2008

### MOST RUSHING ATTEMPTS, GAME

41	Gerald Riggs vs. LA Rm. (123 yds), (11/17/85)
39	Gerald Riggs at N.O.(158 yds), (12/22/85)
37	Eric Pegrum at Cin. (180 yds), (12/26/93)

## RUSHING TOUCHDOWNS

### MOST TDS RUSHING, CAREER

60	Michael Turner (2008-12)
48	Gerald Riggs (1982-88)
34	Jamal Anderson (1994-2001)

### MOST TDS RUSHING, SEASON

17	Michael Turner -2008
14	Jamal Anderson -1998
13	Gerald Riggs -1984

### MOST TDS RUSHING, GAME

4	Michael Turner vs. Car. (11/23/08)
4	T.J. Duckett vs. Oak., (12/12/04)

### MOST CONSECUTIVE GAMES, RUSHING TD

7	Michael Turner -2009
7	T.J. Duckett -2003
5	Michael Turner -2012

## AVERAGE GAIN

### HIGHEST AVERAGE GAIN, CAREER (750 CARRIES)

4.6	William Andrews (1979-86)
4.3	Michael Turner (2008-12)
4.2	Warrick Dunn (2002-07)
4.2	Gerald Riggs (1982-88)

### HIGHEST AVERAGE GAIN, SEASON (MIN. 150 CARRIES)

5.1	Warrick Dunn - 2005
4.9	Michael Turner - 2009
4.9	William Andrews - 1980
4.9	Tyler Allgeier - 2022

### HIGHEST AVERAGE GAIN, GAME (MIN. 10 CARRIES)

17.3	Michael Vick at Min. (10-173), (12/1/02)
13.8	Michael Vick vs. N.O.(12-166), (11/26/06)
12.3	Tevin Coleman vs. Ari. (11-145), (12/16/18)

## PASSING

### PASSING YARDS

#### MOST YARDS GAINED PASSING, CAREER

59,735	Matt Ryan (2008-21)
23,470	Steve Bartkowski (1975-85)
14,066	Chris Miller (1987-93)

#### MOST GROSS YARDS PASSING, SEASON

4,944	Matt Ryan -2016
4,719	Matt Ryan -2012
4,694	Matt Ryan -2014

#### MOST 300-YARD GAMES, CAREER

73	Matt Ryan (2008-21)
12	Steve Bartkowski (1975-85)
8	Chris Miller (1987-93)

#### MOST 300-YARD GAMES, SEASON

11	Matt Ryan - 2019
8	Matt Ryan -2018
7	Matt Ryan -2013
7	Matt Ryan -2012
6	Matt Ryan -2014
6	Matt Ryan -2011

#### MOST GROSS YARDS PASSING, GAME

503	Matt Ryan vs. Car (48-33), (10/2/16)
460	Matt Schaub vs. Sea. (39-52), (10/27/19)
450	Matt Ryan vs. Sea., 25-38 (9/13/20)
448	Matt Ryan vs. N.O. (37-34), (9/7/14)
431	Chris Chandler vs. Buf. (28-40), (12/23/01)

## PASSING ATTEMPTS

### MOST PASSES ATTEMPTED, CAREER

8,003	Matt Ryan (2008-21)
3,330	Steve Bartkowski (1975-85)
2,089	Chris Miller (1987-93)

### MOST PASSES ATTEMPTED, SEASON

651	Matt Ryan -2013
628	Matt Ryan -2014
626	Matt Ryan -2020

### MOST PASSES ATTEMPTED, GAME

66	Chris Miller vs. Det. (37 comp), (12/24/89)
61	Matt Ryan vs. NE (34 comp.), (9-29-13)
56	Steve Bartkowski vs. Oak. (34 comp.), (9/19/82)

## PASS COMPLETIONS

### MOST PASSES COMPLETED, CAREER

5,242	Matt Ryan (2008-21)
1,871	Steve Bartkowski (1975-85)
1,129	Chris Miller (1987-93)

### MOST PASSES COMPLETED, SEASON

439	Matt Ryan -2013
422	Matt Ryan -2012
415	Matt Ryan -2014

### MOST PASSES COMPLETED, GAME

39	Matt Schaub vs. Sea., (10/27/19)
37	Matt Ryan vs. Sea. (9/13/20)
37	Matt Ryan at SF., (12/23/13)
37	Matt Ryan vs. T.B., (11/1/15)
37	Chris Miller vs. Det., (12/24/89)

## COMPLETION PERCENTAGE

### HIGHEST COMPLETION PERCENTAGE, CAREER (600 ATT.)

65.5	Matt Ryan (2008-21)
60.5	Jeff George (1994-96)
59.8	Bobby Hebert (1993-96)

### HIGHEST COMPLETION PERCENTAGE, SEASON

0.699	Matt Ryan -2016
0.694	Matt Ryan -2018
0.686	Matt Ryan -2012
0.681	Wade Wilson -1992

### HIGHEST COMPLETION PERCENTAGE, GAME (MINIMUM 20 ATT.)

0.875	Matt Ryan vs. T.B. (56-14), (9/18/14)
0.857	Matt Ryan vs. G.B. (24-28), (11/28/10)
0.857	Steve Bartkowski vs. Det. (24-28), (9/9/84)
0.826	Steve Bartkowski at Pitt. (19-23), (10/28/84)
0.826	Steve Bartkowski at S.F. (19-23), (9/25/83)

## QB RATING

### BEST QB RATING, CAREER

# INDIVIDUAL RECORDS

94.2	Matt Ryan (2008-21)
87.4	Chris Chandler (1997-2001)
85.6	Jeff George (1994-96)
<b>BEST QB RATING, SEASON (MINIMUM 100 ATT.)</b>	
117.1	Matt Ryan -2016
110.2	Wade Wilson -1992
108.1	Matt Ryan -2018
106.7	Bob Barry -1969

## PASSING TOUCHDOWNS

<b>MOST TD PASSES, CAREER</b>	
367	Matt Ryan (2008-21)
154	Steve Bartkowski (1975-85)
87	Chris Chandler (1997-2001)
87	Chris Miller (1987-93)
<b>MOST TD PASSES, SEASON</b>	
38	Matt Ryan -2016
35	Matt Ryan -2018
32	Matt Ryan -2012
31	Steve Bartkowski -1980
<b>MOST TD PASSES, GAME</b>	
5	Matt Ryan vs. N.O. (9/23/18)
5	Wade Wilson vs. T.B. (12/13/92)
<b>MOST CONSECUTIVE GAMES, TD PASS</b>	
30	Matt Ryan (2015-17)
27	Chris Chandler (1997-99)
22	Matt Ryan (2011-12)

## INTERCEPTIONS

<b>MOST CONSECUTIVE PASSES WITHOUT INT.</b>	
213	Matt Ryan -2018
197	Steve Kartkowski -1982-83
185	Matt Ryan -2010
185	Chris Miller -1989
<b>MOST CONSECUTIVE GAMES WITHOUT INT.</b>	
6	Michael Vick -2002
5	Matt Ryan -2021
5	Matt Ryan -2018
5	Steve Bartkowski -1983
<b>LOWEST INTERCEPTION PCT., CAREER</b>	
2.1	Matt Ryan (2008-21)
2.7	Jeff George (1994-96)
3.0	Michael Vick (2001-06)
<b>LOWEST INTERCEPTION PCT., SEASON (MINIMUM 150 ATT.)</b>	
1.2	Matt Ryan (7-608) -2018
1.3	Matt Ryan (7-534) -2016
1.2	Steve Bartkowski (5-432) -1983
1.6	Matt Ryan (9-571) -2010

## RECEIVING RECEPTIONS

<b>MOST PASSES CAUGHT, CAREER</b>	
848	Julio Jones (2011-20)
808	Roddy White (2005-15)
573	Terance Mathis (1994-2001)
423	Andre Rison (1990-94)
<b>MOST PASSES CAUGHT, SEASON</b>	
136	Julio Jones -2015
115	Roddy White -2010
113	Julio Jones -2018
111	Terance Mathis -1994
<b>MOST PASSES CAUGHT, GAME</b>	
15	William Andrews vs. Pitt. (124 yds), (11/15/81)
14	Andre Rison at Det. (193 yds), (9/4/94)
13	Six Times: Last, Julio Jones at S.F. (134 yds), (12/15/19)
<b>MOST 50+ CATCH SEASONS</b>	
9	Julio Jones (2011-20)
8	Terance Mathis (1994-2001)
8	Roddy White (2007-14)
5	Andre Rison (1990-94)

## RECEIVING YARDS

<b>MOST YARDS GAINED RECEIVING, CAREER</b>	
12,896	Julio Jones (2011-20)
10,863	Roddy White (2005-15)
7,349	Terance Mathis (1994-2001)
6,267	Alfred Jenkins (1975-83)
<b>MOST YARDS GAINED RECEIVING, SEASON</b>	
1,871	Julio Jones -2015
1,677	Julio Jones -2018
1,593	Julio Jones -2014
1,444	Julio Jones -2017

1,409	Julio Jones -2016
<b>MOST YARDS GAINED RECEIVING, GAME</b>	
300	Julio Jones vs. Car (12 rec), (10/2/16)
259	Julio Jones at G.B. (11 rec), (12/8/14)
210	Roddy White at S.F. (8 rec), (10/11/09)
201	Roddy White vs. Cin. (11 rec), (10/24/10)
<b>MOST 100-YARD GAMES, CAREER</b>	
58	Julio Jones (2011-20)
39	Roddy White (2005-15)
16	Alfred Jenkins (1975-83)
<b>MOST 100-YARD RECEIVING GAMES, SEASON</b>	
10	Julio Jones -2018
9	Julio Jones -2015
8	Calvin Ridley -2020
7	Julio Jones -2014
7	Julio Jones -2016
7	Roddy White -2012
7	Roddy White -2008

## RECEIVING TOUCHDOWNS

<b>MOST TD RECEPTIONS, CAREER</b>	
63	Roddy White (2005-15)
60	Julio Jones (2011-20)
57	Terance Mathis (1994-2001)
56	Andre Rison (1990-94)
<b>MOST TD RECEPTIONS, SEASON</b>	
15	Andre Rison -1993
13	Alfred Jenkins -1981
12	Andre Rison -1991
<b>MOST TD RECEPTIONS, GAME</b>	
3	8 Times: Last vs. Was. (Cordarrelle Patterson) (10/3/21)

## YARDS PER CATCH

<b>HIGHEST PER CATCH AVERAGE, SEASON (MINIMUM 20 CATCHES)</b>	
22.5	Ken Burrow (33) -1971
22.4	Michael Haynes (50) -1991
21.3	Brian Finneran (23) -2001

## KICKOFF RETURNS

### KICKOFF RETURN YARDS

<b>MOST RETURN YARDS, CAREER</b>	
5,489	Allen Rossum (2002-06)
3724	Eric Weems (2007-16)
3,388	Deion Sanders (1989-93)
<b>MOST RETURN YARDS, SEASON</b>	
1,491	Darrick Vaughn -2001
1,317	Jerious Norwood -2007
1,311	Jerious Norwood -2008
<b>MOST RETURN YARDS, GAME</b>	
249	Tony Smith vs. Pitt., (9/27/93)
220	Allen Rossum vs. Pitt., (10/22/06)
198	Darrick Vaughn at Stl., (1/6/02)
198	Clarence Verdin vs. N.O., (12/11/94)
<b>LONGEST KICKOFF RETURNS</b>	
103t	Cordarrelle Patterson vs. Chi., (11/20/22)
102t	Eric Weems at T.B., (12/5/10)
100t	Darrick Vaughn at Den., (9/10/00)
100t	Deion Sanders at S.F., (10/13/91)
100t	Dennis Pearson at Stl., (12/17/78)

### KICKOFF RETURN AVERAGE

<b>HIGHEST AVERAGE RETURN, CAREER (MIN. 75)</b>	
25.7	Darrick Vaughn (2000-01)
25.5	Jerious Norwood (2006-09)
25.3	Eric Weems (2007-16)
<b>HIGHEST AVERAGE RETURN, SEASON (MIN. 25)</b>	
27.7	Darrick Vaughn -2000
27.5	Eric Weems -2010
27.5	Sylvester Stamps -1987

## KICKOFF RETURNS

<b>MOST RETURNS, CAREER</b>	
250	Allen Rossum (2002-06)
147	Deion Sanders (1989-93)
147	Eric Weems (2006-16)
<b>MOST RETURNS, SEASON</b>	
62	Allen Rossum -2003
61	Darrick Vaughn -2001
58	Allen Rossum -2004

## KICKOFF RETURN TOUCHDOWNS



# INDIVIDUAL RECORDS

## MOST TOUCHDOWNS, KICKOFF RETURNS, CAREER

4	Darrick Vaughn (2000-01)
3	Deion Sanders (1989-93)
2	Byron Hanspard (1997-99)

## PUNT RETURNS

### PUNT RETURN YARDS

#### MOST RETURN YARDS, CAREER

1,723	Allen Rossum (2002-06)
1,309	Eric Weems (2007-16)
1,251	Billy Johnson (1982-87)

#### MOST RETURN YARDS, SEASON

545	Allen Rossum -2003
489	Billy Johnson -1983
457	Allen Rossum -2004

#### MOST RETURN YARDS, GAME

139	Darrien Gordon vs. Dal. (11/11/01)
116	Billy Johnson at NYJ (10/23/83)
108	Al Dodd vs. Chi. (10/13/74)

#### LONGEST PUNT RETURNS

79t	Deion Sanders vs. Cin., (10/28/90)
77t	Tom McCauley vs. N.O., (10/25/70)
75t	Allen Rossum at K.C., (10/24/04)
75t	John Mallory vs. Min., (12/20/70)

### PUNT RETURN AVERAGE

#### HIGHEST RETURN AVERAGE, CAREER (MIN. 75)

11.2	Allen Rossum (2002-05)
10.9	Eric Weems (2007-16)
10.1	Billy Johnson (1982-87)

#### HIGHEST RETURN AVERAGE, SEASON (MIN. 20)

14.1	Darrien Gordon -2001
14	Allen Rossum -2003

#### HIGHEST RETURN AVERAGE, GAME (MIN. 3)

46.3	Darrien Gordon vs. Dal., (11/11/01)
31	Harry Douglas vs. Car., (11/23/08)
31	Billy Johnson vs. LA Raid., (11/21/82)

## PUNT RETURNS

#### MOST RETURNS, CAREER

154	Allen Rossum (2002-06)
124	Billy Johnson (1982-87)
109	Rolland Lawrence (1973-80)

#### MOST RETURNS, SEASON

54	Rolland Lawrence -1976
52	Todd Kinchen -1997
51	Rolland Lawrence -1977

#### MOST RETURNS, GAME

8	Tim Dwight at Det. (11/12/00)
8	Rolland Lawrence at S.F., (10/9/77)

## PUNT RETURN TOUCHDOWNS

#### MOST TOUCHDOWNS, PUNT RETURNS, CAREER

2	Allen Rossum (2002-06)
2	Tim Dwight (1998-2000)
2	Deion Sanders (1989-93)

## NET YARDS

### COMBINED NET YARDS (RUSHING, RECEIVING, KO & PUNT RETURNS)

#### COMBINED RETURN YARDS, CAREER

7,212	Allen Rossum (2002-06)
5,033	Eric Weems (2007-16)
4,177	Deion Sanders (1989-93)

#### MOST COMBINED RETURN YARDS, SEASON

1,836	Allen Rossum -2003
1,707	Allen Rossum -2004
1,491	Darrick Vaughn -2001

#### MOST COMBINED RETURNS, CAREER

404	Allen Rossum (2002-06)
267	Eric Weems (2006-16)
240	Deion Sanders (1989-93)

#### MOST COMBINED RETURNS, SEASON

101	Allen Rossum -2003
95	Allen Rossum -2004
77	Allen Rossum -2002

### NET YARDS

#### MOST COMBINED YARDS, CAREER

13,014	Julio Jones (2011-2019)
10,882	Roddy White (2005-15)
8,704	William Andrews (1979-86)

#### MOST COMBINED YARDS, SEASON

2,207	Jerious Norwood -2007
2,176	William Andrews -1983
2,165	Jamal Anderson -1998

#### MOST COMBINED YARDS, GAME

300	Julio Jones (0/300) vs. Car. (10/2/16)
296	Eric Metcalf (0/97/176/23) vs. Phi., (9/22/96)
270	Jerious Norwood (56/22/192/0) vs. Stl., (12/28/08)

## PUNTING

### PUNTING AVERAGE

#### HIGHEST PUNTING AVERAGE, CAREER (MIN. 100)

46.5	Bradley Pinion (2022-23)
45.7	Matt Boshier (2011-19)
42.6	Rick Donnelly (1985-88)
42	Michael Koenen (2005-10)

#### HIGHEST PUNTING AVERAGE, SEASON (MIN. 35)

47.5	Matt Boshier - 2012
47.2	Matt Boshier - 2015
47.0	Bradley Pinion - 2023

#### HIGHEST PUNTING AVERAGE, GAME (MIN. 4)

66.6	Scott Fulhage vs. S.F., (10/14/90)
52.5	Bradley Pinion vs. Car., (10/30/22)
52.1	Rick Donnelly at Phi., (11/10/85)
50	Matt Boshier at Min., (9/28/14)

#### HIGHEST NET PUNTING AVERAGE, SEASON

41.6	Matt Boshier - 2016
41.5	Bradley Pinion - 2023
41.2	Bradley Pinion - 2022

### PUNTS

#### MOST PUNTS, CAREER

873	John James (1972-81)
469	Dan Stryzinski (1995-2000)
440	Michael Koenen (2005-10)

#### MOST PUNTS, SEASON

109	John James -1978
105	John James -1977
101	John James -1976

#### MOST PUNTS, GAME

12	John James vs. Was., (12/10/78)
11	Rick Donnelly at Phi., (10/30/88)

#### MOST PUNTS INSIDE 20, SEASON

30	Michael Koenen -2007
29	Michael Koenen -2010
28	John James -1976

#### LONGEST PUNT

75	Harold Alexander at Chi., (10/3/93)
75	John James vs. Oak., (11/30/75)
73	Bradley Pinion at Sea., (9/25/22)

#### MOST FAIR CATCHES FORCED, SEASON

45	Dan Stryzinski -1997
34	Dan Stryzinski -1999
33	Chris Mohr (2003)

## INTERCEPTIONS

### PASSES INTERCEPTED

#### MOST PASSES INTERCEPTED, CAREER

39	Rolland Lawrence (1973-81)
31	Ray Brown (1971-77)
30	Ray Buchanan (1997-2003)
30	Scott Case (1984-94)

#### MOST PASSES INTERCEPTED, SEASON

10	Scott Case -1988
9	Rolland Lawrence -1975
8	Ray Brown -1974

#### MOST PASSES INTERCEPTED, GAME

2	34 Times Last time by, Jessie Bates vs. Car., (9/10/23)
---	---

#### MOST CONSECUTIVE GAMES PASS INT.

4	D.J. Johnson (Weeks 2-5, 1994 Season)
4	Ken Reaves (3 games-1970, 1-1971)

### INTERCEPTION RETURN YARDS

#### MOST INTERCEPTION RETURN YARDS, CAREER

# INDIVIDUAL RECORDS

658	Rolland Lawrence (1973-80)
574	Ray Brown (1971-77)
520	Deion Sanders (1989-93)
442	Ray Buchanan (1997-03)
439	Ken Reaves (1966-73)
<b>MOST INTERCEPTION RETURN YARDS, SEASON</b>	
221	Tom Pridemore -1981
177	DeAngelo Hall -2005
164	Ray Brown -1974
<b>MOST INTERCEPTION RETURN YARDS, GAME</b>	
101	Tom Pridemore vs. S.F. (1 INT), (9/20/81)
95	Chevis Jackson vs. N.O. (1 INT), (11/09/08)
92	Jessie Bates vs. N.O. (1 INT), (11/26/23)
90	Deion Jones at N.O. (1 INT), (9/26/2016)

## INTERCEPTIONS RETURNED FOR TOUCHDOWNS

<b>MOST INTERCEPTIONS FOR TDS, CAREER</b>	
5	Deion Jones (2016-20)
3	Kevin Mathis (2002-04)
3	Deion Sanders (1989-93)
<b>MOST INTERCEPTIONS FOR TDS, SEASON</b>	
2	Five Times Last by Deion Jones -2016
<b>MOST INTERCEPTIONS FOR TDS, GAME</b>	
2	Kenny Johnson vs. G.B. (26 and 31), (11/27/83)

## FUMBLES / SAFETIES FUMBLE RECOVERIES

<b>MOST RECOVERIES, CAREER</b>	
14	Greg Brezina (12 yds) (1968-79)
13	Tom Pridemore (50 yds) (1978-85)
13	Rolland Lawrence (20 yds) (1973-80)
13	Tommy Nobis (6 yds) (1966-76)
<b>MOST RECOVERIES, SEASON</b>	
5	Four Times, Last by Jeff Yeates (0 yards) -1979
<b>MOST RECOVERIES, GAME</b>	
2	Eight Times, Last by Jacob Tuioti-Mariner vs. L.V., (11/29/20)

## FUMBLE RETURN YARDS

<b>MOST YARDS, FUMBLE RECOVERIES, CAREER</b>	
155	Jessie Tuggle (10 recoveries) (1987-97)
113	Bob Glazebrook (4) (1978-83)
111	Joel Williams (8) (1979-89)
<b>MOST YARDS, FUMBLE RECOVERIES, SEASON</b>	
91	Bob Glazebrook (2) -1982
86	DeAngelo Hall (2) -2005
75	Oliver Barnett (1) -1991

## FUMBLES RETURNED FOR TOUCHDOWNS

<b>MOST TDS, FUMBLE RECOVERIES, CAREER</b>	
5	Jessie Tuggle (10 recoveries) (1987-98)
<b>MOST TDS, FUMBLE RECOVERIES, SEASON</b>	
2	Kenny Johnson -1981
<b>MOST TDS FUMBLE RECOVERIES, GAME</b>	
1	66 Times: Last by Jaylinn Hawkins vs. SF (10/16/22)

## SAFETIES

<b>SAFETIES, CAREER</b>	
2	Three Times, Last by Brian Jordan (1989-91)

## SACKS

<b>MOST SACKS, CAREER</b>	
99.5	(757 yds) Claude Humphrey (1968-78)
68.5	(463 yds) John Abraham (2006-12)
58.5	(321.5 yds) Chuck Smith (1992-99)
<b>MOST SACKS, SEASON</b>	
16.5	John Abraham -2008
16	Joel Williams -1980
15.5	Vic Beasley Jr. -2016

## MOST SACKS, GAME

6	Adrian Clayborn vs. Dal., (11/12/17)
5	Chuck Smith at N.O., (10/12/97)
5	Claude Humphrey (Twice)
4	Claude Humphrey at N.O., ( 12/19/71)

## SACK YARDS

<b>MOST SACK YARDS, CAREER</b>	
757	Claude Humphrey (1968-78)
463	John Abraham (2006-12)
395	John Zook (1969-75)
<b>MOST SACK YARDS, SEASON</b>	
137.5	Joel Williams -1980
127.5	Claude Humphrey -1976
109.5	John Abraham -2008

## SERVICE

<b>MOST SEASONS PLAYED</b>	
18	Jeff Van Note (1969-86)
17	Mike Kenn (1978-94)
14	Matt Ryan (2008-21)
14	Todd McClure (1999-12)
14	Jessie Tuggle (1987-00)
<b>MOST GAMES PLAYED</b>	
251	Mike Kenn (1978-94)
246	Jeff Van Note (1969-86)
222	Matt Ryan (2008-21)
<b>MOST GAMES STARTED</b>	
251	Mike Kenn
225	Jeff Van Note
222	Matt Ryan
197	Todd McClure
198	Jessie Tuggle
<b>MOST CONSECUTIVE GAMES PLAYED</b>	
160	Jake Matthews (Wk.3, '14-Present)
155	Jeff Van Note (1976-86)
154	Matt Ryan (Wk.15, '09-Wk. 8, '19)
144	Todd McClure (2001-10)
130	Keith Brooking (Wk.1, '01-Wk.16, '08)
<b>MOST CONSECUTIVE GAMES STARTED</b>	
160	Jake Matthews (Wk.3, '14-Present)
154	Matt Ryan (Wk.15, '09-Wk.8, '19)
144	Todd McClure (2001-10)
128	Keith Brooking (2000-08)
123	Bob Whitfield (Wk.1, '93-Wk.11, '00)

# INDIVIDUAL RECORDS

## MOST POINTS CAREER:

1,163	.....	Matt Bryant (2009-19)
806	.....	Morten Andersen (1995-00, 2006-07)
591	.....	Younghoe Koo (2019-23)
558	.....	Mick Luckhurst (1981-87)
436	.....	Jay Feely (2001-04)

## MOST POINTS, SEASON:

158	.....	Matt Bryant (2016)
144	.....	Younghoe Koo (2020)
143	.....	Matt Bryant (2012)
138	.....	Jay Feely (2002)
137	.....	Matt Bryant (2017)

## MOST POINTS, GAME:

24	.....	Michael Turner vs. Car. (11/23/08)
24	.....	T.J. Duckett vs. Oak. (12/12/04)
20	.....	Norm Johnson at N.O. (11/13/94)

## MOST CONSECUTIVE GAMES SCORING:

124	.....	Morten Andersen (1995-WK 1, 2000, 2006 W2-W17, 2007 W 2-W 17)
95	.....	Matt Bryant (2009-WK 13, 2015)

## MOST TOUCHDOWNS, CAREER:

63	.....	Roddy White (2005-15)
61	.....	Michael Turner (2008-12)
59	.....	Julio Jones (2011-20)
57	.....	Terance Mathis (1994-2001)
56	.....	Andre Rison (1990-94)
48	.....	Gerald Riggs (1982-88)

## MOST TOUCHDOWNS, SEASON:

17	.....	Michael Turner (2008)
16	.....	Jamal Anderson (1998)
15	.....	Andre Rison (1993)
14	.....	Devonta Freeman (2015)

## MOST TOUCHDOWNS, GAME:

4	.....	Michael Turner vs. Car. (11/23/08)
4	.....	T.J. Duckett vs. Oak. (12/12/04)

## MOST CONSECUTIVE GAMES, TD SCORED:

7	.....	Michael Turner (2009)
7	.....	T.J. Duckett (2003)
6	.....	Terance Mathis (1998)

## MOST TWO-POINT CONVERSIONS, CAREER:

6	.....	Terance Mathis (1994-2001)
3	.....	Brian Finneran (2000-08)

## MOST TWO-POINT CONVERSIONS, SEASON:

3	.....	Terance Mathis (1995)
3	.....	Brian Finneran (2005)
2	.....	Terance Mathis (1994)

## MOST PATS MADE, CAREER:

386	.....	Matt Bryant (2009-19)
254	.....	Morten Andersen (1995-2000, 2006-07)
213	.....	Mick Luckhurst (1981-87)
143	.....	Norm Johnson (1991-94)
142	.....	Jay Feely (2001-04)

## MOST PATS ATTEMPTED, CAREER:

390	.....	Matt Bryant (2009-19)
256	.....	Morten Andersen (1995-2000, 2006-07)
216	.....	Mick Luckhurst (1981-87)
145	.....	Younghoe Koo (2019-23)
144	.....	Norm Johnson (1991-94)
144	.....	Jay Feely (2001-04)

## MOST PATS MADE, SEASON:

56	.....	Matt Bryant (2016)
51	.....	Morten Andersen (1998)
51	.....	Mick Luckhurst (1981)

## MOST PATS ATTEMPTED, SEASON:

57	.....	Matt Bryant (2016)
52	.....	Morten Andersen (1998)
51	.....	Mick Luckhurst (1981)

## MOST PATS MADE, GAME:

8 (Twice)	.....	Last, Matt Bryant vs T.B. (9/18/14)
-----------	-------	-------------------------------------

## MOST PATS ATTEMPTED, GAME:

8 (Twice)	.....	Last, Matt Bryant vs T.B. (9/18/14)
-----------	-------	-------------------------------------

## MOST CONSECUTIVE PATS MADE:

257	.....	Matt Bryant (2009 W13-2016 W10)
153	.....	Morten Anderson (1998 W4-2000, '06-07)
139	.....	Norm Johnson (1991-94)
134	.....	Mick Luckhurst (1983-87)

## MOST FGS MADE, CAREER:

259	.....	Matt Bryant (2009-19)
184	.....	Morten Andersen (1995-2000, 2006-07)
151	.....	Younghoe Koo (2019-23)

## MOST FGS MADE, SEASON:

37	.....	Younghoe Koo (2020)
34	.....	Matt Bryant (2017)
34	.....	Matt Bryant (2016)

## MOST FGS MADE, GAME:

6	.....	Norm Johnson at N.O. (11/13/94)
6	.....	Morten Andersen vs. Ari. (10/1/06)

## MOST FGS ATTEMPTED, CAREER:

296	.....	Matt Bryant (2009-19)
224	.....	Morten Andersen (1995-2000, '06-07)
168	.....	Younghoe Koo (2019-23)

# INDIVIDUAL RECORDS

## MOST FGS ATTEMPTED, SEASON:

40	..... Jay Feely (2002)
39	..... Younghoe Koo (2020)
39	..... Matt Bryant (2017)

## MOST FGS ATTEMPTED, GAME:

6	..... Jason Elam vs. Chi. (10/12/08)
6	..... Norm Johnson at N.O. (11/13/94)
6	..... Matt Bryant vs. Dal. (11/4/12)

## MOST CONSECUTIVE FGS MADE:

30	..... Matt Bryant, 16 (2010), 1st 14 (2011)
27	..... Younghoe Koo (Wk4-Wk15 - 2020)
26	..... Norm Johnson, 5 (1992), 1st 21 (1993)
18	..... T. Peterson (2005) & M. Andersen, Wks. 1-9 (1995)

## BEST FG PERCENTAGE, CAREER (MIN. 35):

.899	..... Younghoe Koo, 151 of 168 (2019-23)
.875	..... Matt Bryant, 259 of 296 (2009-19)
.866	..... Norm Johnson, 84 of 97 (1991-94)
.821	..... Morten Andersen, 184 of 224

## BEST FG PERCENTAGE, SEASON:

.963	..... Norm Johnson, 26 of 27 (1993)
.952	..... Matt Bryant, 20 of 21 (2018)
.949	..... Younghoe Koo, 37 of 39 (2020)

## MOST 50-YARD FGS, CAREER:

38	..... Matt Bryant (2009-2019)
23	..... Younghoe Koo (2019-23)
15	..... Morten Andersen (1995-2000, 2006-'07)
8	..... N. Johnson (1991-94) & M. Luckhurst (1981-87)

## MOST 50-YARD FGS, SEASON:

8	..... Younghoe Koo (2020)
8	..... Morten Andersen (1995)
8	..... Matt Bryant (2017)

## MOST 50-YARD FGS, GAME:

3	..... Morten Andersen* vs. N.O. (12/10/95)
---	--

\*Tied for NFL Record, Neil Rackers in '04

## LONGEST FIELD GOAL, CAREER:

59 yds.	..... Matt Bryant vs.K.C. (12/4/16)
59 yds.	..... Morten Andersen vs. S.F. (12/24/95)
58 yds.	..... Michael Koenen vs. N.E. (10/9/05)

## MOST YARDS GAINED, CAREER:

6,631	..... Gerald Riggs (1982-88)
6,081	..... Michael Turner (2008-12)
5,986	..... William Andrews (1979-86)
5,981	..... Warrick Dunn (2002-07)
5,336	..... Jamal Anderson (1994-01)

## MOST YARDS GAINED, SEASON:

1,846	..... Jamal Anderson (1998)
1,719	..... Gerald Riggs (1985)
1,699	..... Michael Turner (2008)

## MOST 1,000-YARD SEASONS:

4	..... Jamal Anderson (1996-98, 2000)
4	..... William Andrews (1979-81, 1983)
3	..... Warrick Dunn (2004-06)
3	..... Gerald Riggs (1984-86)
3	..... Michael Turner (2008, 10-11)

## MOST CONSECUTIVE 1,000-YARD SEASONS:

3	..... Warrick Dunn (2004-06)
3	..... Jamal Anderson (1996-98)
3	..... Gerald Riggs (1984-86)
3	..... William Andrews (1979-81)

## MOST YARDS GAINED, GAME:

220	..... Michael Turner vs. Det., 22 att (9/7/08)
208	..... Michael Turner vs. Stl., 25 att (12/28/08)
202	..... Gerald Riggs at N.O., 35 att (9/2/84)

## MOST RUSHING ATTEMPTS, CAREER:

1,587	..... Gerald Riggs (1982-88)
1,413	..... Warrick Dunn (2002-07)
1,411	..... Michael Turner (2008-12)
1,329	..... Jamal Anderson (1994-01)
1,315	..... William Andrews (1979-1986)

## MOST RUSHING ATTEMPTS, SEASON:

410	..... Jamal Anderson (1998)
397	..... Gerald Riggs (1985)
376	..... Michael Turner (2008)

## MOST RUSHING ATTEMPTS, GAME:

41	..... Gerald Riggs vs. LA Rams, 123 yds (11/17/85)
39	..... Gerald Riggs at N.O., 158 yds (12/22/85)
37	..... Erric Pegram at Cin., 180 yds (12/26/93)

## MOST 100-YARD GAMES, CAREER:

27	..... Michael Turner (2008-12)
25	..... Gerald Riggs (1982-88)
22	..... William Andrews (1979-86)

## MOST 100-YARD GAMES, SEASON:

12	..... Jamal Anderson (1998)
9	..... Gerald Riggs (1985)
8	..... Michael Turner (2008)

## MOST TDs RUSHING, CAREER:

60	..... Michael Turner (2008-12)
48	..... Gerald Riggs (1982-88)
34	..... Jamal Anderson (1994-2001)

## MOST TDs RUSHING, SEASON:

17	..... Michael Turner (2008)
14	..... Jamal Anderson (1998)
13	..... Gerald Riggs (1984)

# ALL-TIME LIST

## ALL-TIME FUMBLE RETURNS FOR TOUCHDOWN

(10/19/69) . . . . . Jim Weatherford for 74 yards at S.F.  
 (12/21/69) . . . . . Claude Humphrey for 24 yards vs. Min.  
 (10/25/70) . . . . . Randy Marshall rec. in end zone vs. N.O.  
 (12/6/70) . . . . . John Mallory for 17 yards at S.F.  
 (10/17/71) . . . . . John Mallory for 54 yards vs. LA Rams  
 \*(10/28/71) . . . . . Jim Mitchell for 55 yards at Min.  
 (12/5/71) . . . . . Tom Hayes for 60 yards vs. Oak.  
 (9/17/72) . . . . . John Zook for 26 yards at Chi.  
 (10/5/75) . . . . . Jim Mitchell for 50 yards vs. N.O.  
 (11/13/77) . . . . . Ralph Ortega for 14 yards vs. Det.  
 (10/29/79) . . . . . Rick Byas for 40 yards vs. Sea.  
 (10/5/80) . . . . . Buddy Curry for 30 yards vs. Det.  
 (10/5/80) . . . . . Joel Williams for 42 yards vs. Det.  
 (12/14/80) . . . . . Al Richardson rec. in end zone vs. S.F.  
 (10/6/81) . . . . . Kenny Johnson for 35 yards vs. N.O.  
 (10/13/81) . . . . . Joel Williams for 57 yards at G.B.  
 (10/5/81) . . . . . Kenny Johnson for 20 yards at Phi.  
 (11/29/81) . . . . . Alfred Jackson rec. in end zone at Hou.  
 (9/12/82) . . . . . Bob Glazebrook for 91 yards at NYG  
 (1/9/83)\*\* . . . . . Doug Rogers rec. in end zone at Min.  
 (10/30/83) . . . . . John Rade for 16 yards vs. N.E.  
 (11/20/83) . . . . . Blane Gaison for 64 yards vs. S.F.  
 (10/20/85) . . . . . Mike Gann for 42 yards vs. N.O.  
 (10/21/86) . . . . . Mike Pitts for 22 yards at Dal.  
 (10/26/86) . . . . . James Britt for 65 yards at LA Rams  
 (12/6/87) . . . . . Robert Moore for 20 yards at Dal.  
 (10/30/88) . . . . . Mike Gann for 36 yards at Phi.  
 (12/11/88) . . . . . Jessie Tuggle for two yards at LA Rams  
 (10/17/89) . . . . . Bobby Butler for 29 yards vs. Dal.  
 (10/9/90) . . . . . Jessie Tuggle for 65 yards vs. Hou.  
 (10/22/91) . . . . . Jessie Tuggle for 18 yards vs. LA Raiders  
 (9/29/91) . . . . . Ken Tippins for 23 yards vs. N.O.  
 (11/17/91) . . . . . Oliver Barnett for 75 yards vs. T.B.  
 (12/1/91) . . . . . Joe Fishback for 16 yards vs. G.B.  
 (12/3/92) . . . . . Jessie Tuggle for 69 yards vs. N.O.  
 (9/27/93) . . . . . Vinnie Clark for 46 yards vs. Pitt.  
 (11/13/94) . . . . . Eric Jack for 27 yards at N.O.  
 (10/4/97) . . . . . William White for 18 yards vs. Car.  
 (10/11/97) . . . . . Antonio Edwards for two yards at NYG  
 (11/8/98) . . . . . Chuck Smith for 71 yards at N.E.  
 (11/15/98) . . . . . Jessie Tuggle for one yard vs. S.F.  
 (11/3/02) . . . . . Patrick Kerney for four yards vs. Bal.  
 (10/26/04) . . . . . Brady Smith for zero yards vs. Stl.  
 (10/16/05) . . . . . DeAngelo Hall for 66 yards at N.O.  
 (10/24/05) . . . . . Chauncey Davis for 24 yards vs. NYJ  
 (10/7/07) . . . . . DeAngelo Hall for 56 yards at Ten.  
 (12/21/08)^ . . . . . Justin Blalock rec. in end zone at Min.  
 (11/2/09) . . . . . Kroy Biermann for four yards at N.O.  
 (12/27/09) . . . . . Lawrence Sidbury for 11 yards vs. Buf.  
 (12/19/10) . . . . . Jonathan Babineaux in endzone at Sea.  
 (12/15/11) . . . . . Corey Peters for 13 yards vs. Jax  
 (11/18/12) . . . . . Jonathan Babineaux for 15 yards vs. Az.  
 (10/20/13) . . . . . Thomas Decoud for 30 yards vs. TB  
 (12/21/14) . . . . . Osi Umenyiora for 86 yards at N.O.

(10/4/15) . . . . . Desmond Trufant for 24 yards vs. Hou  
 (10/4/15) . . . . . Nate Stupar for 84 yards vs. Hou  
 (10/23/16) . . . . . Adrian Clayborn for 5 yards vs. S.D.  
 (12/11/16) . . . . . Vic Beasley Jr. 21 yards vs. L.A.  
 (9/17/17) . . . . . Desmond Trufant 15 yards vs. G.B.  
 (11/20/17) . . . . . Adrian Clayborn 10 yards vs. Sea.  
 (12/2/18) . . . . . Vic Beasley 74 yards vs. Bal.  
 (10/16/22)^ . . . . . Jaylinn Hawkins vs. S.F.

\* Ball was fumbled by teammate and picked up and run back for a touchdown.

\*\*1982 Playoffs

^ Ball was fumbled by teammate in end zone and recovered for a touchdown.

## ALL-TIME INTERCEPTIONS FOR A TOUCHDOWN

(12/4/66) . . . . . Bobby Riggles for 62 yards at Min.  
 (10/17/67) . . . . . Lee Calland for 77 yards at Bal.  
 (10/29/67) . . . . . Tommy Nobis for 41 yards vs. Min.  
 (10/20/68) . . . . . Ken Reaves for 90 yards at LA Rams  
 (12/15/68) . . . . . Jimmy Burson for 73 yards vs. S.F.  
 (10/31/71) . . . . . Don Hansen for 40 yards at Cle.  
 (10/1/72) . . . . . Tommy Nobis for 29 yards vs. LA Rams  
 (9/16/73) . . . . . Tom Hayes for 65 yards at N.O.  
 (12/9/73) . . . . . Tom Hayes for 38 yards vs. Stl.  
 (10/6/74) . . . . . Ray Brown for 59 yards at NYG  
 (11/23/75) . . . . . Ray Brown for 41 yards vs. Den.  
 (11/30/75) . . . . . Rolland Lawrence for 87 yards at Oak.  
 (11/13/77) . . . . . Robert Pennywell for 20 yards vs. Det.  
 (11/20/77) . . . . . Rick Byas for 72 yards at N.O.  
 (9/2/79) . . . . . James Mayberry for six yards at N.O.  
 (12/16/79) . . . . . Robert Pennywell for 39 yards vs. S.F.  
 (9/13/81) . . . . . Fulton Kuykendall for 20 yards at G.B.  
 (9/20/81) . . . . . Tom Pridemore for 101 yards vs. S.F.  
 (11/23/81) . . . . . Buddy Curry for 35 yards vs. Min.  
 (1/9/83)\* . . . . . Bob Glazebrook for 35 yards vs. Min.  
 (11/27/83) . . . . . Kenny Johnson (2) for 26 & 31 yds vs G.B.  
 (9/23/84) . . . . . Jeff Jackson for 35 yards vs. Hou.  
 (9/22/85) . . . . . John Rade for 38 yards vs. Den.  
 (9/21/86) . . . . . Bobby Butler for 33 yards at Dal.  
 (11/16/86) . . . . . Joel Williams for 14 yards vs. Chi.  
 (9/18/88) . . . . . Robert Moore for 47 yards at S.F.  
 (9/9/90) . . . . . Deion Sanders for 82 yards vs. Hou.  
 (12/23/90) . . . . . Scott Case for 36 yards vs. LA Rams  
 (12/30/90) . . . . . Deion Sanders for 61 yards vs. Dal.  
 (12/15/91) . . . . . Deion Sanders for 55 yards vs. Sea.  
 (9/11/94) . . . . . Darnell Walker for 44 yards vs. L.A.  
 (11/5/95) . . . . . Alton Montgomery for 71 yards vs. Det.  
 (11/26/95) . . . . . Jessie Tuggle for 27 yards at Arz.  
 (10/18/98) . . . . . Eugene Robinson for 25 yards vs. N.O.  
 (12/27/98) . . . . . Ronnie Bradford for 11 yards vs. Mia.  
 (12/5/99) . . . . . Ray Buchanan 52 yards vs. N.O.  
 (9/3/00) . . . . . Ashley Ambrose for 36 yards vs. S.F.  
 (10/1/00) . . . . . Tim Dwight for 70 yards at Phi.  
 (11/24/02) . . . . . Keion Carpenter for 41 yards at Car.  
 (11/16/03) . . . . . Tod McBride for 15 yards at N.O.  
 (12/7/03) . . . . . Kevin Mathis for 32 yards in OT vs. Car.

# ALL-TIME LIST

(12/20/03) ..... Juran Bolden for 41 yards at T.B.  
 (10/3/04) ..... Kevin Mathis for 35 yards at Car.  
 (10/31/04) ..... Kevin Mathis for 66 yards at Den.  
 (12/12/04) ..... Rod Coleman for 39 yards vs. Oak.  
 (1/2/05) ..... DeAngelo Hall for 48 yards at Sea.  
 (9/21/08) ..... Chris Houston 10 yards at K.C.  
 (11/9/08) ..... Chevis Jackson 95 yards vs. N.O.  
 (11/8/09) ..... Tye Hill 62 yards vs. Was.  
 (10/10/10) ..... Kroy Biermann 31 yards at Cle.  
 (12/27/10) ..... Chauncey Davis 26 yards vs. N.O.  
 (09/11/11) ..... Kroy Beirmann 50 yards at Chi.  
 (01/01/12) ..... Curtis Lofton 26 yards vs. T.B.  
 (10/14/12) ..... Asante Samuel 79 yards vs. OAK  
 (9/15/13) ..... Osi Umenyiora for 68 yards vs. STL  
 (12/8/13) ..... Sean Weatherspoon for 71 yards at GB  
 (9/18/14) ..... Kemal Ishmael for 23 yards vs T.B.  
 (10/11/15) ..... Robert Alford for 59 yards vs Was.  
 (9/26/16) ..... Deion Jones for 90 yards vs. N.O.  
 (10/2/16) ..... Robert Alford for 30 yards vs. Car  
 (12/11/16) ..... Deion Jones for 33 yards at L.A.  
 (2/5/17) ..... Robert Alford for 82 yards vs. N.E. <sup>^</sup>  
 (12/16/18) ..... Deion Jones for 41 yards vs. Ari.  
 (12/30/19) ..... Deion Jones for 27 yards at T.B.  
 (11/29/20) ..... Deion Jones for 67 yards vs. L.V.  
 (12/5/21) ..... Marlon Davidson for 3 yards vs. T.B.  
 (12/12/21) ..... Mykal Walker for 66 yards at Car.  
 (10/30/22) ..... Lorenzo Carter for 28 yards vs. Car.  
 (11/26/23) ..... Jessie Bates III for 92 yards vs. N.O.

(10/27/19) ..... Calvin Ridley vs. Sea.  
 (10/25/20) ..... Calvin Ridley vs. Det.  
 (9/19/21) ..... Matt Ryan vs. T.B.  
 (9/18/22) ..... Drake London at LA Rams  
 (10/09/22) ..... KhaDarel Hodge at T.B.  
 (12/18/22) ..... Tyler Allgeier at N.O.  
 (10/8/23) ..... Tyler Allgeier vs. Hou.  
 (12/10/23) ..... Drake London vs. T.B.

## ALL-TIME BLOCKED PUNT FOR TOUCHDOWN

(12/7/69) ..... Ron Acks rec. in the end zone vs. N.O.  
 (10/3/71) ..... Tom Hayes for 20 yards at Det.  
 (10/10/71) ..... Tom Hayes for 25 yards vs. Stl.  
 (9/3/78) ..... Tom Moriarty rec. in end zone vs. Hou.  
 (10/21/79) ..... Rolland Lawrence for 41 yards at S.F.  
 (10/5/80) ..... Frank Reed for 16 yards vs. Det.  
 (10/14/90) ..... Bobby Butler for 62 yards vs. S.F.  
 (1/4/03) ..... Artie Ulmer for 1 yd at G.B. in NFC W.C.  
 (9/18/22) ..... Lorenzo Carter for 26 yards at LA Rams

## ALL-TIME BLOCKED FIELD GOAL FOR TOUCHDOWN

(10/12/95) ..... Kevin Ross for 83 yards at Stl.  
 (10/16/05) ..... Demorrio Williams for 59 yards at N.O.

\* 1982 NFC Playoffs | <sup>^</sup> Super Bowl LI

## ALL-TIME 2-POINT CONVERSIONS

(10/2/94) ..... Terance Mathis at LA Rams  
 (10/27/94) ..... Terance Mathis vs. Phi.  
 (12/18/94) ..... Andre Rison at G.B.  
 (10/1/95) ..... Terance Mathis vs. N.E.  
 (11/5/95) ..... Terance Mathis vs. Det.  
 (9/17/99) ..... Terance Mathis at N.O.  
 (9/22/96) ..... Terance Mathis vs. Phi.  
 (11/29/98) ..... Jamal Anderson at Stl.  
 (10/15/00) ..... Jamal Anderson at Stl.  
 (10/14/01) ..... Shawn Jefferson vs. S.F.  
 (9/18/05) ..... Alge Crumpler at Sea.  
 (10/9/05) ..... Brian Finneran vs. N.E.  
 (11/13/05) ..... Brian Finneran vs. G.B.  
 (1/1/06) ..... Brian Finneran vs. Car.  
 (12/7/08) ..... Michael Jenkins at N.O.  
 (10/24/10) ..... Roddy White vs. Cin.  
 (11/17/13) ..... Tony Gonzalez at TB  
 (11/9/14) ..... Harry Douglas at TB  
 (9/27/15) ..... Levine Toilolo at Dal.  
 (9/11/16) ..... Mohamed Sanu vs. T.B.  
 (9/18/16) ..... Matt Ryan at Oak.  
 (9/23/18) ..... Austin Hooper vs. N.O.  
 (9/23/18) ..... Mohamed Sanu vs. N.O.  
 (10/6/19) ..... Austin Hooper at Hou.

## ALL-TIME KICKOFF RETURN FOR TOUCHDOWN

(9/17/67) ..... Ron Smith for 99 yards at Bal.  
 (11/16/69) ..... Mal Snider for 48 yards vs. Chi.  
 (12/17/78) ..... Dennis Pearson for 100 yards at Stl.  
 (10/20/85) ..... Cliff Austin for 94 yards vs. N.O.  
 (12/20/87) ..... Sylvester Stamps for 97 yards vs. S.F.  
 (12/30/90) ..... Keith Jones for 76 yards vs. Dal.  
 (10/13/91) ..... Deion Sanders for 100 yards vs. S.F.  
 (10/13/92) ..... Deion Sanders for 99 yards at Was.  
 (11/21/92) ..... Deion Sanders for 73 yards at Buf.  
 (9/27/93) ..... Tony Smith for 97 yards vs. Pitt.  
 (11/30/97) ..... Byron Hanspard for 93 yards at Sea.  
 (12/7/97) ..... Byron Hanspard for 99 yards at S.D.  
 (10/4/98) ..... Tim Dwight for 93 yards vs. Car.  
 (9/10/00) ..... Darrick Vaughn for 100 yards at Den.  
 (10/15/00) ..... Darrick Vaughn for 96 yards at Stl.  
 (12/17/00) ..... Darrick Vaughn for 88 yards at N.O.  
 (1/6/02) ..... Darrick Vaughn for 96 yards at Stl.  
 (12/15/02) ..... Allen Rossum for 91 yards vs. Sea.  
 (12/5/10) ..... Eric Weems for 102 yards at T.B.  
 (1/15/11)\* ..... Eric Weems for 102 yards vs. G.B.  
 (11/20/22) ..... Cordarrelle Patterson for 103 yards vs. Chi.

\* 2010 Divisional Round Playoff Game

# ALL-TIME LIST

## ALL-TIME PUNT RETURN FOR TOUCHDOWN

(10/25/70) . . . . .	Tom McCauley for 77 yards vs. N.O.
(12/20/70) . . . . .	John Mallory for 75 yards vs. Min.
(9/29/74) . . . . .	Gerald Tinker for 72 yards vs. N.O.
(10/23/83) . . . . .	Billy Johnson for 71 yards at NYJ
(9/10/89) . . . . .	Deion Sanders for 68 yds. vs. LA Rams
(10/28/90) . . . . .	Deion Sanders for 79 yards vs. Cin.
(10/12/95) . . . . .	Eric Metcalf for 66 yards at Stl.
(12/12/99) . . . . .	Winslow Oliver for 58 yards at S.F
(1/3/00) . . . . .	Tim Dwight for 70 yards vs. S.F.
(10/1/00) . . . . .	Tim Dwight for 70 yards at Phi.
(11/23/03) . . . . .	Allen Rossum for 59 yards vs. Tenn.
(10/24/04) . . . . .	Allen Rossum for 75 yards at K.C.
(11/23/08) . . . . .	Harry Douglas for 61 yards vs. Car.
(1/2/11) . . . . .	Eric Weems for 55 yards vs. Car.
(9/18/14) . . . . .	Devin Hester for 62 yards vs T.B.
(11/17/19) . . . . .	Kenjon Barner for 78 yards at Car.

# TOP PERFORMERS

## RUSHING YARDAGE

220	Michael Turner vs. Det., 22 att (9/7/08)	134	Gerald Riggs vs. Was., 27 att (11/5/84)
208	Michael Turner vs. Stl., 25 att (12/28/08)	133	Gerald Riggs vs. S.F., 30 att (12/2/84)
202	Gerald Riggs vs. N.O., 35 att (9/2/84)	132	Warrick Dunn at Car., 29 att (9/10/06)
197	Gerald Riggs vs. K.C., 26 att (12/8/85)	132	Warrick Dunn at Sea., 25 att (1/2/04)
192	Eric Pegram vs. S.F., 27 att (9/19/93)	132	Warrick Dunn vs. Det., 30 att (12/22/02)
188	Jamal Anderson at Stl., 31 att (11/29/98)	132	Jamal Anderson vs. N.O., 25 att (10/18/98)
180	Eric Pegram at Cin., 37 att (12/26/93)	131	Michael Turner at Stl., 28 att (11/21/10)
178	Warrick Dunn at NYG, 25 att (11/9/03)	131	Gerald Riggs vs. Det., 31 att (9/8/85)
173	Michael Vick at Min., 10 att (12/1/02)	131	William Andrews vs. S.D., 21 att (12/2/79)
172	Michael Turner vs. T.B., 17 att (1/1/12)	129	Jason Snelling vs. Arz., 24 att (9/19/10)
172	Jamal Anderson vs. Stl., 22 att (11/1/98)	129	Warrick Dunn at Pitt., 20 att (11/10/02)
172	Gerald Riggs vs. Mia., 33 att (11/30/88)	129	Gerald Riggs vs. Phi., 27 att (11/10/85)
167	William Andrews vs. N.O., 30 att (9/2/79)	129	William Andrews vs. G.B., 20 att (11/27/83)
166	Michael Turner vs. Was., 18 att (11/8/09)	129	Haskel Stanback vs. N.O., 22 att (12/18/77)
166	Michael Vick vs. N.O., 12 att (11/26/06)	129	Gerald Riggs vs. T.B., 27 att (9/28/86)
162	Warrick Dunn at N.O., 23 att (11/16/03)	128	Eric Pegram at LA Rams, 27 att (11/14/93)
162	Jamal Anderson vs. Stl., 20 att (11/2/97)	127	Michael Vick vs. T.B., 14 att (9/17/06)
162	Steve Broussard vs. Was., 26 att (12/19/93)	127	Gerald Riggs vs. Was., 22 att (11/3/85)
161	William Andrews vs. Mia., 21 att (12/10/83)	127	Gerald Riggs vs. Dal., 24 att (10/27/85)
161	Dave Hampton vs. L.A., 29 att (10/1/72)	127	Jim Butler vs. S.F., 17 att (10/4/70)
158	Gerald Riggs vs. N.O., 39 att (12/22/85)	126	Devonta Freeman vs. L.A., 22 att (12/18/17)
158	William Andrews vs. Buf., 28 att (12/17/83)	126	Warrick Dunn vs. Min., 18 att (10/02/05)
155	Warrick Dunn vs. NYJ, 24 att (10/24/05)	126	William Andrews vs. S.F., 28 att (9/25/83)
155	Mike Rozier vs. Dal., 21 att (12/30/90)	125	William Andrews vs. N.E., 25 att (10/30/83)
153	D. Freeman vs. Was., 27 att (12/30/90)	125	John Settle vs. Den., 25 att (10/16/88)
152	Devonta Freeman at N.O., 14 att (9/26/16)	124	Bijan Robinson vs. G.B., 19 att (9/17/23)
152	Michael Turner vs. T.B., 32 att (12/14/08)	124	William Andrews vs. N.E., 19 att (9/14/80)
152	Jamal Anderson at Arz., 33 att (12/21/97)	123	Jamal Anderson at S.F., 13 att (9/27/98)
151	Michael Turner at N.O., 20 att (11/2/09)	123	Eric Pegram at N.O., 34 att (10/24/93)
150	William Andrews vs. Phi., 25 att (10/2/83)	123	Gerald Riggs vs. LA Rams, 41 att (11/17/85)
150	William Andrews vs. Det., 32 att (9/18/83)	123	Lynn Cain vs. Min., 24 att (9/7/80)
148	Maurice Smith vs. Dal., 27 att (11/11/01)	123	Woody Thompson vs. N.O., 24 att (11/20/77)
148	Jamal Anderson at N.O., 27 att (12/13/98)	122	Jamal Anderson vs. Ind., 30 att (12/6/98)
147	Jason Snelling at T.B., 25 att (1/3/10)	122	Michael Turner at Det., 27 att (10/23/11)
147	Jamal Anderson at Det., 30 att (12/20/98)	121	Todd Gurley vs. Car., 14 att (10/11/20)
146	Warrick Dunn vs. NYG, 14 att (10/15/06)	121	Michael Turner vs. Cin., 23 att (10/24/10)
145	Tevin Coleman vs. Arz., 11 att (12/16/18)	121	Michael Turner at G.B., 26 att (10/5/08)
145	Lynn Cain vs. LA Rams 35 att (10/7/84)	121	William Andrews vs. Phi., 24 att (9/10/79)
142	Warrick Dunn at N.O., 23 att (10/27/02)	120	Cordarrelle Patterson vs. N.O., 22 att (9/11/22)
141	Cordarrelle Patterson at Sea., 17 att (9/25/22)	120	Michael Turner at S.D., 31 att (11/30/08)
141	Devonta Freeman at Dal., 30 att (9/27/15)	120	Craig Heyward vs. NYJ, 19 att (9/24/95)
141	Michael Vick vs. Car., 14 att (12/7/03)	120	Gerald Riggs vs. Was., 23 att (9/20/87)
141	Gerald Riggs vs. LA Rams, 35 att (10/12/86)	120	Gerald Riggs vs. Hou., 25 att (9/23/84)
140	Michael Turner at Cle., 19 att (10/10/10)	119	Jamal Anderson at Det., 25 att (11/12/00)
139	Tyler Allgeier at N.O., 17 att (12/18/22)	119	William Andrews vs. Rams, 21 att (11/21/82)
139	Devonta Freeman vs. S.F., 20 att (12/18/16)	119	William Andrews vs. Rams, 21 att (10/11/81)
139	Michael Turner at Car., 27 att (10/16/11)	119	Gerald Riggs vs. Dal., 30 att (12/6/87)
139	Michael Turner at Oak., 30 att (11/2/08)	117	Michael Turner vs. Car., 24 att (11/23/08)
139	Gerald Riggs vs. Sea., 23 att (10/13/85)	117	Warrick Dunn vs. Arz., 20 att (9/26/04)
136	Gerald Riggs vs. S.F., 28 att (9/30/84)	117	Jamal Anderson vs. Car., 31 att (10/4/98)
136	Gerald Riggs vs. Ind., 30 att (12/7/86)	117	Craig Heyward vs. Stl., 20 att (11/19/95)
135	Tyler Allgeier vs. T.B., 24 att (1/8/23)	117	Junior Coffey vs. Cle., 17 att (10/30/66)
135	Dave Hampton vs. Stl., 23 att (9/21/75)	116	Devonta Freeman at Ten., 25 att (10/25/15)
134	Warrick Dunn vs. T.B., 21 att (9/17/06)	115	Brian Hill at Car., 8 att (12/23/18)
134	Warrick Dunn vs. Car., 28 att (12/18/04)	115	Michael Vick at Den., 12 att (10/31/04)
		115	William Andrews vs. Stl., 20 att (11/9/80)
		115	William Andrews vs. Rams, 23 att (12/14/81)



# TOP PERFORMERS

115 ..... Gerald Riggs vs. S.F., 19 att (9/18/88)  
 115 ..... John Settle vs. Sea, 21 att (10/2/88)  
 115 ..... Mike Rozier vs. T.B., 23 att (12/2/90)  
 114 ..... Michael Turner vs. Phi., 21 att (9/18/11)  
 114 ..... Michael Turner at N.O., 30 att (9/26/10)  
 114 ..... Jim Butler vs. N.O., 20 att (10/24/71)  
 113 ..... Gerald Riggs vs. Hou., 21 att (10/25/87)  
 112 ..... Michael Turner at Car., 28 att (12/12/10)  
 112 ..... Gerald Riggs vs. Cin., 23 att (11/15/87)  
 112 ..... Haskel Stanback vs. T.B., 23 att (9/24/78)  
 111 ..... Michael Turner at Car., 9 att (11/15/09)  
 111 ..... William Andrews vs. Rams, 20 att (10/26/80)  
 111 ..... William Andrews vs. Was., 24 att (11/30/80)  
 111 ..... Gerald Riggs vs. Stl., 29 att (9/14/86)  
 110 ..... Michael Turner vs. G.B., 23 att (11/28/10)  
 110 ..... Jamal Anderson vs. NYG, 29 att (10/11/98)  
 110 ..... Gerald Riggs vs. Chi., 30 att (11/24/85)  
 109 ..... Michael Vick vs. Stl., 12 att (9/19/04)  
 109 ..... Jamal Anderson vs. Car., 22 att (11/3/96)  
 109 ..... Gerald Riggs vs. Dal., 25 att (9/21/86)  
 108 ..... Cordarrelle Patterson at Jax., 16 att (11/23/21)  
 108 ..... Jamal Anderson at Car., 14 att (9/1/96)  
 108 ..... William Andrews vs. S.F., 24 att (12/19/82)  
 108 ..... Gerald Riggs vs. Stl., 29 att (9/14/86)  
 107 ..... Tevin Coleman vs. Car., 16 att (9/16/18)  
 107 ..... Michael Turner vs. T.B., 24 att (11/7/10)  
 107 ..... Jerious Norwood at Was., 9 att (12/3/06)  
 107 ..... Jamal Anderson vs. K.C., 28 att (12/24/00)  
 107 ..... Sonny Collins vs. S.F., 31 att (11/14/76)  
 106 ..... Devonta Freeman vs. Det., 21 att (9/24/17)  
 106 ..... Jerious Norwood vs. Arz., 6 att (10/1/06)  
 106 ..... Dave Hampton vs. Den., 26 att (11/23/75)  
 105 ..... Bijan Robinson at Jax., 14 att (10/1/23)  
 105 ..... Michael Turner vs. Car., 28 att (9/20/09)  
 105 ..... William Andrews vs. S.F., 18 att (12/4/80)  
 104 ..... Michael Turner vs. K.C., 23 att (9/21/08)  
 104 ..... Jamal Anderson at N.E., 32 att (11/8/98)  
 104 ..... Michael Vick at NYG, 15 att (11/21/04)  
 104 ..... Bubba Bean vs. Rams, 17 att (11/19/79)  
 104 ..... Cliff Austin vs. N.O., 27 att (9/7/86)  
 104 ..... Steve Broussard vs. S.F., 10 att (10/13/91)  
 104 ..... Dave Hampton vs. N.O., 19 att (9/16/73)  
 103 ..... Michael Turner vs. Car., 13 att (9/30/12)  
 103 ..... Warrick Dunn vs. Oak., 25 att (12/12/04)  
 103 ..... Jamal Anderson vs. Mia., 18 att (12/27/98)  
 103 ..... Jamal Anderson at Det., 16 att (10/6/96)  
 103 ..... Art Malone vs. Rams, 18 att (10/1/72)  
 102 ..... Michael Turner vs. Dal., 20 att (11/4/12)  
 102 ..... Byron Hanspard vs Arz., 26 att (12/26/99)  
 102 ..... Craig Heyward at N.O., 25 att (9/17/95)  
 102 ..... Lynn Cain vs. Det., 21 att (10/5/80)  
 102 ..... John Settle vs. N.O., 10 att (9/11/88)  
 102 ..... Mike Rozier vs. Rams, 21 att (12/23/90)  
 101 ..... Michael Vick vs. Arz., 11 att (10/1/06)  
 101 ..... Warrick Dunn vs. Sea, 20 att (12/15/02)  
 101 ..... William Andrews vs. Phi., 18 att (12/7/80)  
 101 ..... William Andrews vs. Hou., 25 att (11/19/81)

101 ..... Dave Hampton vs. N.O., 25 att (10/5/75)  
 101 ..... Steve Broussard vs. S.D., 20 att (9/15/91)  
 101 ..... Steven Jackson vs. Ari., 18 att (9/30/14)  
 100 ..... Devonta Freeman at N.O., 13 att (10/15/15)  
 100 ..... Michael Turner vs. Ten., 21 att (11/20/11)  
 100 ..... Michael Turner at Chi., 10 att (9/11/11)  
 100 ..... Warrick Dunn at N.O., 22 att (10/16/05)  
 100 ..... T. J. Duckett at Car., 14 att (9/28/03)  
 100 ..... Jamal Anderson vs. S.F., 31 att (11/15/98)  
 100 ..... Sonny Collins vs. Sea, 17 att (11/7/76)  
 100 ..... William Andrews vs. S.F., 21 att (9/28/80)  
 100 ..... Warrick Dunn vs. S.F., 27 att (11/4/07)

## RECEIVING YARDAGE

300 ..... Julio Jones vs. Car., 12 rec (10/02/16)  
 259 ..... Julio Jones at G.B., 11 rec (12/8/14)  
 253 ..... Julio Jones at T.B., 12 rec (11/26/17)  
 210 ..... Roddy White at S.F., 8 rec (10/11/09)  
 201 ..... Roddy White vs. Cin., 11 rec (10/24/10)  
 198 ..... Terance Mathis at N.O., 6 rec (12/13/98)  
 193 ..... Andre Rison at Det., 14 rec (9/4/94)  
 193 ..... Alfred Jackson vs. S.F., 11 rec (12/2/84)  
 190 ..... Michael Haynes vs. Was., 6 rec (12/17/89)  
 190 ..... Ken Burrow vs. Det., 6 rec (10/3/71)  
 190 ..... Ken Burrow vs. N.O., 8 rec (12/19/71)  
 189 ..... Julio Jones vs Ari., 10 rec (11/30/14)  
 187 ..... Michael Haynes vs. N.O., 6 rec (11/24/91)  
 184 ..... Terance Mathis vs. Rams, 10 rec (11/19/95)  
 182 ..... Julio Jones vs. STL 11 rec (9/15/13)  
 182 ..... Quentin McCord vs. Det., 7 rec (12/22/02)  
 182 ..... Michael Haynes vs. N.O., 7 rec (9/12/93)  
 179 ..... Alfred Jenkins vs. N.O., 5 rec (11/1/81)  
 178 ..... Julio Jones vs. Car, 9 rec (12/27/15)  
 177 ..... Andre Rison vs. Chi., 10 rec (9/27/92)  
 174 ..... Julio Jones vs. S.D., 9 rec (20/23/16)  
 173 ..... Julio Jones vs. Cin., 9 rec (9/30/18)  
 173 ..... Bert Emanuel vs. Rams, 9 rec (12/15/96)  
 172 ..... Drake London vs. T.B., 10 rec (12/10/23)  
 172 ..... Andre Rison vs. S.F., 9 rec (10/14/90)  
 169 ..... Julio Jones at Phi., 10 rec (9/6/18)  
 169 ..... Roddy White vs. Car., 8 rec (9/30/12)  
 169 ..... Stacey Bailey vs. Dal., 4 rec (9/25/88)  
 168 ..... Peerless Price vs. Mia., 12 rec (10/5/03)  
 166 ..... Julio Jones vs. Jax., 10 rec (12/22/19)  
 166 ..... Terance Mathis at Pitt., 12 rec (10/25/99)  
 164 ..... Julio Jones at Car., 12 rec (9/27/15)  
 164 ..... Roddy White at N.O., 10 rec (12/7/08)  
 164 ..... Ken Burrow vs. S.F., 5 rec (10/28/73)  
 163 ..... Kyle Pitts at Mia., 7 rec. (10/24/21)  
 163 ..... Calvin Ridley vs. T.B., 10 rec (12/20/20)  
 163 ..... Terance Mathis at Den., 8 rec (11/20/94)  
 162 ..... Julio Jones vs. T.B., 12 rec (11/1/15)  
 162 ..... Tim Dwight vs. S.F., 7 rec (1/3/00)  
 161 ..... Andre Rison vs. Rams, 5 rec (10/21/90)  
 161 ..... Julio Jones vs T.B., 9 rec (9/18/14)  
 160 ..... Julio Jones vs. Ind., 9 rec (11/22/15)

# TOP PERFORMERS

159	Stacey Bailey vs. Was., 9 rec (12/4/83)	131	Harry Douglas vs Pit., 10 rec (12/14/14)
158	Stacey Bailey vs. Rams, 7 rec (10/7/84)	131	Julio Jones at Ind., 3 rec (11/6/11)
157	Julio Jones vs. Sea, 9 rec (9/13/20)	131	Shawn Jefferson at Pitt., 9 rec (11/10/07)
155	Eric Metcalf at N.O., 11 rec (9/17/95)	131	Alfred Jenkins vs. N.O., 7 rec (9/2/72)
154	Andre Rison vs. N.O., 10 rec (10/7/90)	130	Russell Gage vs. T.B., 11 rec (12/5/21)
153	Roddy White at Det., 8 rec (12/22/12)	130	Calvin Ridley at K.C., 5 rec (12/27/20)
153	Billy Johnson vs. N.O., 11 rec (10/20/85)	130	Calvin Ridley vs. Sea, 9 rec (9/13/20)
153	Wallace Francis vs. NYG, 7 rec (10/11/78)	130	Austin Hooper vs. Ten, 9 rec (9/29/19)
152	Julio Jones vs. Sea, 10 rec (10/27/19)	130	Terance Mathis at S.F., 7 rec (9/27/98)
152	Alfred Jenkins vs. Was., 7 rec (9/25/77)	129	Julio Jones vs. Dal., 5 rec (11/4/12)
149	Julio Jones at N.O., 7 rec (12/24/17)	129	Warrick Dunn vs. Ten, 9 rec (11/23/03)
149	Harry Douglas vs. TB, 7 rec (10/20/13)	129	Alfred Jenkins vs. Den., 5 rec (9/16/79)
149	Tony Gonzalez vs. NE, 12 rec (9/29/13)	128	Julio Jones at Ind. 8 rec (9/22/19)
148	Shawn Jefferson vs. S.F., 7 rec (9/3/00)	128	Julio Jones at N.O., 8 rec (12/26/11)
148	Wallace Francis vs. S.F., 11 rec (12/14/80)	128	Terance Mathis at S.F., 7 rec (12/4/94)
148	Michael Haynes vs. Dal., 5 rec (12/22/91)	128	George Thomas vs. Min., 7 rec (9/8/91)
147	Julio Jones at N.O., 11 rec (11/22/18)	128	Andre Rison vs. S.F., 11 rec (9/23/90)
147	Julio Jones at T.B., 6 rec (11/25/12)	127	Roddy White at N.O., 11 rec (12/26/11)
147	Andre Rison vs. T.B., 11 rec (12/31/93)	127	Julio Jones at Sea, 11 rec (10/2/11)
147	Alfred Jenkins vs. S.F., 7 rec (12/14/75)	127	Roddy White vs. Car., 7 rec (9/23/07)
147	Roddy White vs. Ten, 7 rec (11/20/11)	126	Russell Gage vs. N.O., 9 rec (1/9/22)
146	Calvin Ridley vs. N.O., 7 rec (9/23/18)	126	Cordarelle Patterson at N.O., 6 rec (11/7/21)
146	Roddy White at Stl., 10 rec (12/2/07)	126	Shawn Collins vs. G.B., 5 rec (10/1/89)
146	Floyd Dixon vs. Phi., 8 rec (10/5/86)	125	Drake London vs. Was., 9 rec (10/15/23)
144	Julio Jones vs. TB, 10 rec (10/14/18)	125	Terance Mathis at N.O., 10 rec (9/13/94)
144	Alex Hawkins vs. Phi., 9 rec (9/18/66)	124	Calvin Ridley at L.A. Char., 8 rec (12/13/20)
143	Roddy White at Buf., 10 rec (12/1/13)	124	Terance Mathis vs. Phi., 10 rec (11/27/94)
143	Jim Mitchell vs. LA Rams, 4 rec (9/26/71)	124	Andre Rison vs. G.B., 8 rec (12/1/91)
141	Julio Jones vs. Phi., 9 rec (9/14/15)	123	Roddy White vs. Arz., 8 rec (11/18/12)
141	Roddy White at SF, 12 rec (12/23/13)	123	Julio Jones at Phi., 5 rec (10/28/12)
141	Roddy White at Arz., 12 rec (12/23/07)	123	Tony Gonzalez at Wsh., 13 rec (10/7/12)
140	Roddy White at T.B., 9 rec (9/25/11)	123	Terance Mathis at Car., 4 rec (9/1/96)
140	Tony Martin vs. Ind., 7 rec (12/6/98)	123	Terance Mathis vs. K.C., 13 rec (9/18/94)
140	Stacey Bailey vs. Phi., 8 rec (12/16/84)	123	Andre Rison vs. Rams, 12 rec (9/11/94)
139	Julio Jones at Sea, 7 rec (10/16/16)	123	Alfred Jackson vs. Det., 5 rec (9/18/83)
139	Roddy White vs. Buf., 8 rec (12/27/09)	122	Tony Gonzalez at N.O., 11 rec (11/11/12)
138	Julio Jones at TB., 9 rec (12/30/18)	122	Eric Metcalf at Cin., 9 rec (11/24/96)
138	Roddy White vs. Bal., 12 rec (11/11/10)	122	Alfred Jenkins vs. Rams, 7 rec (11/5/72)
138	Wallace Francis vs. Den., 8 rec (9/16/79)	121	Julio Jones at Wsh., 7 rec (11/4/18)
137	Julio Jones at Car., 7 rec (10/29/20)	121	Harry Douglas at ARZ, 12 rec (10/27/13)
137	Julio Jones at Min., 8 rec (10/18/20)	121	Bert Emanuel at T.B., 9 rec (10/22/95)
137	Julio Jones at S.F., 10 rec (11/8/15)	120	Drake London vs. T.B., 6 rec (1/8/23)
136	Calvin Ridley vs. Car., 8 rec (10/11/20)	120	Andre Rison vs. Rams, 5 rec (11/14/93)
136	Bert Emanuel vs. Arz., 4 rec (12/24/94)	120	Wes Chesson vs. Rams, 7 rec (11/5/72)
136	Billy Johnson vs. Raid., 6 rec (12/1/85)	120	Paul Flatley vs. Phi., 4 rec (12/14/69)
136	Alfred Jenkins vs. Cle., 6 rec (9/27/81)	119	Roddy White vs. Min., 10 rec (11/27/11)
136	Alfred Jenkins vs. Mia., 4 rec (9/21/80)	119	Kyle Pitts vs. NYJ., 9 rec (10/10/21)
135	Julio Jones at Phi., 135 rec (11/13/16)	119	Julio Jones at T.B., 8 rec (11/9/14)
135	Julio Jones at NYG, 13 rec (9/20/15)	119	Roddy White vs. K.C., 5 rec (9/21/08)
135	Roddy White vs. Jax., 10 rec (12/15/11)	119	Charlie Brown vs. N.O., 7 rec (9/7/86)
134	Julio Jones at S.F., 13 rec (12/15/19)	118	Julio Jones vs. Dal. 6 rec (11/18/18)
134	Harry Douglas at TB, 6 rec. (11/17/13)	118	Julio Jones at Car, 6 rec (11/5/17)
134	Alfred Jenkins vs. S.F., 7 rec (11/8/81)	118	Julio Jones at Jax, 9 rec (12/20/15)
133	Harry Douglas vs. N.O., 8 rec (11/13/11)	118	Roddy White vs. Dal. 7 rec (11/4/12)
132	Tevin Coleman at Den., 4 rec (10/09/16)	118	Alge Crumpler vs. T.B., 4 rec (11/14/04)
132	Roddy White at G.B., 8 rec (10/5/08)	118	Andre Rison at N.O., 8 rec (11/13/94)
132	William Andrews vs. Stl., 8 rec (10/18/81)	117	Austin Hooper at Ari. 8 rec (10/13/19)

# TOP PERFORMERS

117	.....	Roddy White at Car, 9 rec (12/9/12)	107	.....	Andre Rison vs. S.F., 6 rec (12/11/93)
117	.....	Alge Crumpler vs. Pitt, 4 rec (10/22/06)	107	.....	Drew Hill vs. Rams, 8 rec (12/27/92)
117	.....	Terance Mathis at N.E., 8 rec (11/8/98)	107	.....	Billy Ryckman vs. Chi., 8 rec (11/19/78)
117	.....	Junior Miller vs. N.E., 8 rec (9/14/80)	106	.....	Julio Jones vs. Phi, 5 rec (9/15/19)
116	.....	Harry Douglas vs Ari, 9 rec (11/30/14)	106	.....	Julio Jones at G.B., 8 rec (12/9/18)
116	.....	Julio Jones vs N.O., 7 rec (9/7/14)	106	.....	Julio Jones at Oak, 5 rec (9/18/16)
116	.....	Tony Martin vs. N.O., 7 rec (10/18/98)	106	.....	Andre Rison vs. Det., 6 rec (9/5/93)
116	.....	Bert Emanuel vs. Min., 9 rec (9/8/96)	106	.....	Stacey Bailey vs. Phi., 7 rec (10/2/83)
116	.....	Billy Johnson vs. Det., 8 rec (9/9/84)	106	.....	Stacey Bailey vs. Rams, 6 rec (10/16/83)
115	.....	Julio Jones at Mia, 9 rec (9/22/13)	106	.....	William Andrews vs. Den., 3 rec (12/5/82)
115	.....	Julio Jones at T.B., 6 rec (9/25/11)	106	.....	Alfred Jenkins vs. Oak., 4 rec (11/30/75)
115	.....	Aubrey Matthews vs. Stl., 7 rec (11/29/87)	106	.....	Alfred Jenkins vs. Den., 6 rec (11/23/75)
114	.....	Russell Gage vs. Sea. 9 rec. (9/13/20)	106	.....	John Settle vs. S.D., 10 rec (11/13/88)
114	.....	Roddy White at N.O., 7 rec (11/11/12)	106	.....	Eric Metcalf at T.B., 4 rec (10/22/95)
114	.....	Brian Finneran at Min., 5 rec (12/1/02)	105	.....	Calvin Ridley vs. Phi. 8 rec (9/15/19)
113	.....	Julio Jones vs. K.C., 7 rec (12/4/16)	105	.....	Julio Jones at N.Y.G., 11 rec (10/5/14)
113	.....	Roddy White at Phi., 8 rec (10/21/08)	105	.....	Tony Martin vs. Mia, 3 rec (12/27/98)
113	.....	Alfred Jackson vs. S.F., 4 rec (11/22/78)	105	.....	Floyd Dixon vs. Was., 5 rec (9/20/87)
113	.....	Michael Haynes vs. T.B., 5 rec (12/13/92)	105	.....	Alfred Jenkins vs. NYG, 6 rec (11/11/79)
113	.....	Paul Flatley vs. Rams, 6 rec (9/28/69)	105	.....	Harmon Wages vs. N.O., 3 rec (12/7/69)
112	.....	Roddy White at S.D., 6 rec (11/30/08)	105	.....	Michael Haynes vs. Was., 2 rec (11/10/91)
112	.....	Roddy White vs. Chi., 9 rec (10/12/08)	105	.....	Mike Pritchard vs. Dal., 9 rec (12/21/92)
112	.....	Charlie Brown vs. NYJ, 6 rec (11/9/86)	104	.....	Julio Jones vs NYG, 9 rec (10/22/18)
112	.....	Michael Haynes vs. Rams, 6 rec (12/8/91)	104	.....	Roddy White vs Car, 8 rec (12/28/14)
111	.....	Aldrick Robinson vs. S.F., 4 rec (12/18/16)	104	.....	Julio Jones at Car, 3 rec (12/11/11)
111	.....	Julio Jones vs. T.B., 8 rec (11/03/16)	104	.....	Roddy White vs. S.F., 7 rec (10/3/10)
111	.....	Roddy White at Pitt, 13 rec (9/12/10)	104	.....	Roddy White vs. Phi., 9 rec (12/6/09)
111	.....	Jim Mitchell vs. N.O., 7 rec (9/16/73)	104	.....	Roddy White vs. Ind., 6 rec (11/22/07)
110	.....	Calvin Ridley vs. Chi., 5 rec (9/27/20)	104	.....	Roddy White vs. Dal., 3 rec (12/16/06)
110	.....	Tony Gonzalez at N.O., 8 rec (9/26/10)	104	.....	Alge Crumpler vs. Det., 4 rec (11/24/05)
110	.....	Roddy White at N.O., 8 rec (10/21/07)	104	.....	Brian Finneran at Car, 5 rec (11/24/02)
110	.....	Billy Johnson vs. Den, 7 rec (9/22/85)	104	.....	Bert Emanuel at N.O., 6 rec (9/17/95)
110	.....	Paul Gibson vs. Rams, 5 rec (11/22/70)	104	.....	Bert Emanuel vs. Det., 7 rec (11/5/95)
110	.....	Lynn Cain vs. Oak, 6 rec (10/24/79)	104	.....	Billy Johnson vs. S.F, 6 rec (11/20/83)
110	.....	Charlie Brown vs. T.B., 7 rec (9/28/86)	103	.....	Bijan Robinson at N.O., 7 rec (1/7/24)
110	.....	Michael Haynes vs. Rams, 4 rec (10/27/91)	103	.....	Olamide Zaccheaus vs. Den. 4 rec (11/8/20)
109	.....	Calvin Ridley at Dal., 7 rec (9/20/20)	103	.....	L. Hankerson vs. Hou, 6 rec (10/4/15)
109	.....	Shawn Jefferson at Oak., 7 rec (11/26/00)	103	.....	Jacob Tamme vs. T.B., 10 rec (11/1/15)
109	.....	Tony Martin at N.O., 8 rec (12/13/98)	103	.....	Brian Finneran vs. N.E., 5 rec (10/9/05)
109	.....	Bert Emanuel at Rams, 4 rec (11/10/96)	103	.....	Alge Crumpler vs. N.O., 4 rec (11/28/04)
109	.....	Stacey Bailey vs. N.O., 7 rec (10/9/83)	102	.....	Kyle Pitts vs. Det., 6 rec (12/26/21)
109	.....	Milton Barney vs. Rams, 6 rec (10/18/87)	102	.....	Roddy White vs. Den., 8 rec (9/17/12)
109	.....	Alfred Jackson vs. Pitt, 5 rec (11/15/81)	102	.....	Roddy White vs. Den., 5 rec (11/16/08)
109	.....	Jim Mitchell vs. Rams, 7 rec (12/1/74)	102	.....	Tim Dwight at Car, 5 rec (11/28/99)
108	.....	Calvin Ridley vs. N.O., 5 rec (12/6/20)	102	.....	Terance Mathis at Car, 8 rec (12/17/95)
108	.....	Julio Jones at Ari. 8 rec (10/13/19)	102	.....	Stacey Bailey vs. Min., 4 rec (9/16/84)
108	.....	Julio Jones vs. GB 5 rec (9/17/17)	102	.....	Alfred Jenkins vs. N.O., 4 rec (11/2/75)
108	.....	Julio Jones vs. NE 6 rec (9/29/13)	102	.....	Alfred Jenkins vs. Hou., 5 rec (11/28/76)
108	.....	Julio Jones at K.C. 6 rec (9/9/12)	102	.....	Alfred Jenkins vs. Stl., 5 rec (12/17/78)
108	.....	Roddy White at N.O., 4 rec (11/2/09)	101	.....	Roddy White at Cle., 5 rec (10/10/10)
108	.....	Roddy White vs. T.B., 4 rec (11/20/05)	101	.....	Terance Mathis at Dal., 5 rec (10/20/96)
108	.....	Maurice Smith at Arz., 2 rec (9/30/01)	101	.....	Paul Flatley vs. Bal, 3 rec (10/5/69)
108	.....	Bert Emanuel vs. Stl., 6 rec (11/2/97)	101	.....	Alfred Jenkins vs. G.B., 6 rec (12/12/76)
108	.....	Wallace Francis vs. Rams, 10 rec (12/9/79)	101	.....	Alfred Jenkins vs. Stl., 4 rec (10/18/81)
108	.....	Arthur Cox vs. NYJ, 4 rec (11/9/86)	101	.....	Michael Haynes vs. Dal., 5 rec (12/21/92)
107	.....	Julio Jones at Cle., 7 rec (11/11/18)	100	.....	Roddy White at Bal, 9 rec (10/19/14)
107	.....	Julio Jones at N.O., 7 rec (12/21/14)	100	.....	Tony Gonzalez at Hou., 7 rec (12/4/11)
107	.....	Terance Mathis at Car, 8 rec (10/26/97)	100	.....	Trevor Gaylor vs. N.O., 3 rec (11/17/02)

# TOP PERFORMERS

100 ..... Tony Martin vs. Chi., 6 rec (11/22/98)  
 100 ..... Bert Emanuel at Buf., 6 rec (11/12/95)  
 100 ..... Andre Rison vs. Cle., 6 rec (12/16/90)  
 100 ..... Andre Rison vs. Mia., 7 rec (10/11/92)

## PASSING YARDAGE

503 ..... Matt Ryan vs. Car., 28-of-37 (10/02/16)  
 460 ..... Matt Schaub vs. Sea., 39-of-52 (10/27/19)  
 450 ..... Matt Ryan vs. Sea., 37-of-54 (9/13/20)  
 448 ..... Matt Ryan vs. NE, 31-of-43 (9/7/14)  
 431 ..... Chris Chandler vs. Buf., 28-of-40 (12/23/01)  
 421 ..... Matt Ryan vs. NE, 34-of-54 (9/29/13)  
 419 ..... Matt Ryan vs. Cin., 29-of-39 (9/20/18)  
 416 ..... Steve Bartkowski vs. Pitt., 33-of-50 (11/15/81)  
 411 ..... Matt Ryan at N.O., 34-of-52 (11/11/12)  
 397 ..... Matt Ryan vs. Ten., 35-of-53 (9/29/19)  
 397 ..... Matt Ryan vs. T.B., 37-of-45 (11/1/15)  
 396 ..... Matt Ryan Oak., 23-of-34 (9/18/16)  
 386 ..... Jeff George at N.O., 27-of-39 (9/17/95)  
 384 ..... Matt Ryan vs. Jax., 32-of-45 (12/22/19)  
 379 ..... Matt Ryan vs. NYG, 31-of-39 (10/22/18)  
 378 ..... Matt Ryan at T.B., 31-of-44 (12/30/18)  
 378 ..... Steve Bartkowski vs. Stl., 31-of-47 (11/9/80)  
 377 ..... Matt Ryan at N.O., 35-of-47 (11/22/18)  
 375 ..... Matt Ryan vs. NE, 24-of-39 (12/8/14)  
 375 ..... Steve Bartkowski vs. Raid., 36-of-54 (9/19/82)  
 374 ..... Matt Ryan vs. N.O., 26-of-35 (9/23/18)  
 374 ..... Matt Ryan vs. Stl., 33-of-43 (9/15/13)  
 374 ..... Wade Wilson vs. Rams, 31-of-47 (12/27/12)  
 373 ..... Matt Ryan at N.O., 34-of-52 (12/26/11)  
 371 ..... Matt Ryan at Min., 30-of-40 (10/18/20)  
 371 ..... Steve Bartkowski vs. Hou., 18-of-25 (11/29/81)  
 369 ..... Matt Ryan at Car., 25-of-40 (9/30/12)  
 366 ..... Steve Bartkowski vs. Det., 24-of-34 (9/18/83)  
 366 ..... Chris Miller vs. N.O., 23-of-44 (10/7/90)  
 364 ..... Jeff George vs. Phi., 26-of-46 (11/27/94)  
 363 ..... Matt Ryan vs. N.O., 30-of-46 (9/20/15)  
 363 ..... Bobby Hebert vs. Rams, 28-of-49 (12/15/96)  
 362 ..... Jeff George vs. Det., 31-of-40 (11/5/95)  
 361 ..... Matt Ryan vs. NE, 30-of-41 (11/30/14)  
 361 ..... J. Harrington vs. Car., 31-of-44 (9/23/07)  
 356 ..... Matt Ryan vs. T.B., 34-of-49 (12/20/20)  
 356 ..... Matt Ryan at Ari., 30-of-36 (10/13/19)  
 355 ..... Matt Ryan vs. T.B., 31-of-41 (10/14/18)  
 353 ..... Matt Ryan at T.B., 29-of-32 (11/25/12)  
 352 ..... Doug Johnson vs. Min., 28-of-40 (10/5/03)  
 352 ..... Chris Chandler at G.B., 29-of-50 (11/18/01)  
 352 ..... Jeff George vs. Rams, 20-of-34 (11/19/95)  
 351 ..... Matt Ryan vs. N.O., 29-of-52 (11/13/11)  
 351 ..... Chris Miller vs. Chi., 30-of-48 (9/27/92)  
 350 ..... Matt Ryan at Wash., 26-of-38 (11/4/18)  
 350 ..... Dave Archer vs. NYJ, 21-of-36 (11/9/86)  
 348 ..... Matt Ryan at SF, 37-of-48 (12/23/13)  
 347 ..... Desmond Ridder vs. T.B., 26-of-40 (12/10/23)

345 ..... Matt Ryan at Wash., 34-of-52 (10/7/12)  
 345 ..... Chris Chandler at N.O., 19-of-28 (12/13/98)  
 344 ..... Matt Ryan T.B., 25-of-34 (11/03/16)  
 343 ..... Matt Ryan at N.O., 23-of-30 (11/7/21)  
 342 ..... Matt Ryan vs. NYJ., 33-of-45 (10/10/21)  
 342 ..... Matt Ryan at Car., 34-of-49 (12/9/12)  
 342 ..... Matt Ryan vs. Dal., 24-of-34 (11/4/12)  
 340 ..... Wade Wilson vs. Dal., 30-of-41 (12/21/92)  
 340 ..... Chris Miller vs. Rams, 28-of-39 (10/8/89)  
 338 ..... Matt Ryan vs. Det., 31-of-42 (10/25/20)  
 337 ..... Michael Vick vs. Det., 20-of-38 (12/22/02)  
 337 ..... Chris Miller vs. S.F., 25-of-41 (9/23/90)  
 336 ..... Matt Ryan vs. Mia., 25-of-40 (10/24/21)  
 335 ..... Matt Ryan vs. Sea., 27-of-42 (10/16/16)  
 335 ..... Erik Kramer vs. Rams, 27-of-46 (10/18/87)  
 334 ..... Matt Ryan vs. T.B., 27-of-39 (9/17/16)  
 334 ..... Chris Miller vs. Det., 37-of-66 (12/24/89)  
 332 ..... Steve Bartkowski vs. Mia., 18-of-36 (9/21/80)  
 331 ..... Matt Ryan vs. N.O., 27-of-36 (1/1/17)  
 330 ..... Matt Ryan at Hou., 32-of-46 (10/6/19)  
 330 ..... Matt Ryan at Cle., 38-of-52 (11/11/18)  
 330 ..... Matt Ryan at T.B., 26-of-47 (9/25/11)  
 329 ..... Desmond Ridder vs. Hou., 28-of-37 (10/8/23)  
 329 ..... Matt Ryan at S.F., 22-of-32 (10/11/09)  
 328 ..... Jeff George at N.O., 29-of-49 (11/13/94)  
 326 ..... Steve Bartkowski vs. Den., 20-of-29 (9/16/79)  
 325 ..... Chris Miller vs. Dal., 19-of-39 (12/22/91)  
 324 ..... Wade Wilson vs. T.B., 19-of-26 (12/13/92)  
 322 ..... Matt Ryan vs. NE, 30-of-40 (12/21/14)  
 321 ..... Matt Ryan at Chi., 21-of-30 (9/10/17)  
 320 ..... Matt Ryan vs. Phi., 27-of-43 (9/15/19)  
 320 ..... Matt Ryan at Car., 22-of-38 (12/11/11)  
 319 ..... Matt Ryan vs. NYJ, 36-of-45 (10/7/13)  
 319 ..... Matt Ryan at Chi., 31-of-47 (9/11/11)  
 317 ..... Matt Ryan vs. T.B., 26-of-35 (11/26/17)  
 317 ..... Matt Ryan vs. Car., 28-of-45 (12/31/17)  
 317 ..... Bobby Hebert vs. Hou., 30-of-52 (12/5/93)  
 316 ..... Matt Ryan vs. NE, 29-of-45 (10/5/14)  
 316 ..... Matt Ryan vs. Ten., 22-of-32 (11/20/11)  
 316 ..... Matt Ryan vs. Bal., 32-of-50 (11/11/10)  
 315 ..... Matt Ryan at N.O., 24-of-33 (12/7/08)  
 315 ..... Chris Chandler at Car., 24-of-42 (11/28/99)  
 315 ..... Chris Redman at Arz., 28-of-42 (12/23/07)  
 315 ..... Bobby Hebert vs. Dal., 24-of-32 (11/21/93)  
 313 ..... Matt Ryan at T.B., 30-of-51 (12/29/19)  
 313 ..... Matt Ryan vs. Car., 20-of-34 (12/8/19)  
 313 ..... Matt Ryan at Car., 24-of-38 (11/5/17)  
 313 ..... Steve Bartkowski vs. NYJ, 25-of-36 (10/23/83)  
 312 ..... Matt Ryan vs. N.O., 35-of-50 (11/28/19)  
 312 ..... Steve Bartkowski vs. N.O., 22-of-38 (9/2/79)  
 311 ..... Matt Ryan at Buf., 28-of-47 (12/1/13)  
 311 ..... Steve Bartkowski vs. NYG, 24-of-28 (10/25/81)  
 310 ..... Matt Ryan vs. NE, 26-of-37 (12/14/14)  
 310 ..... Jeff George at Car., 29-of-53 (12/17/95)  
 310 ..... Chris Miller vs. Was., 17-of-35 (12/17/89)  
 309 ..... Bob Berry vs. Det., 13-of-23 (10/3/71)

# TOP PERFORMERS

307	Desmond Ridder vs. Was., 28-of-47 (10/15/23)
306	Matt Ryan vs. Car., 23-of-30 (12/27/15)
306	Michael Vick vs. T.B., 21-of-38 (11/20/05)
306	Chris Chandler vs. S.F., 19-of-37 (1/3/00)
305	Steve Bartkowski vs. S.F., 19-of-37 (12/14/75)
304	Matt Ryan at Ind., 29-of-34 (9/22/19)
304	Matt Ryan at Min., 33-of-46 (9/8/19)
304	Matt Ryan at NO., 25-of-38 (9/8/13)
304	Bobby Hebert at Cin., 23-of-40 (11/24/96)
304	Matt Ryan at S.F., 30-of-45 (11/8/15)
303	Chris Redman vs. N.O., 23-of-34 (12/13/09)
303	Mike Moroski vs. G.B., 22-of-35 (11/27/83)
302	Bob Berry vs. G.B., 28-of-44 (9/27/70)
301	Matt Ryan at Arz., 34 of 61 (10/27/13)
301	Matt Ryan vs. Arz., 28-of-34 (11/18/12)
301	Matt Ryan vs. Chi., 22-of-30 (10/12/08)
301	Bob Berry vs. Rams, 15-of-22 (9/26/71)
301	Steve Bartkowski vs. S.F., 28-of-39 (11/20/83)
300	Matt Ryan at. T.B., 35-of-46 (9/19/21)
300	Matt Ryan vs. K.C., 27-of-35 (12/27/20)
300	Chris Miller vs. Min., 27-of-41 (9/8/91)

## LONGEST PUNTS (65+ YARDS)

75	Harold Alexander vs. Chi. (10/3/93)
75	John James vs. Oak. (11/30/75)
73	Bradley Pinion at Sea. (9/25/22)
72	John James vs. N.O. (9/16/73)
71	Rick Donnelly vs. NYJ (11/9/86)
70	Michael Koenen at Car. (11/15/09)
70	Billy Lothridge vs. Cle. (10/27/68)
69	Matt Boshier at NYG (9/20/15)
68	Matt Boshier at Den. (10/9/16)
68	Rick Donnelly vs. Was. (11/3/85)
68	Rick Donnelly vs. Phi. (10/5/86)
67	Michael Koenen at Sea. (9/18/05)
67	John James vs. N.O. (10/31/76)
66	Bradley Pinion at N.O. (1/7/24)
66	Matt Boshier vs. L.A. (12/11/16)
66	Matt Boshier vs. N.O. (9/7/14)
65	Michael Koenen at Cin. (10/29/06)
65	Rick Donnelly vs. Chi. (11/16/86)
65	Scott Fulhage vs. N.E. (10/15/89)

## LONGEST RUNS FROM SCRIMMAGE (50+ YARDS)

90t	Warrick Dunn vs. NYG (10/15/06)
81t	Michael Turner vs. T.B. (1/1/12)
78t	Jerious Norwood vs. Arz. (10/1/06)
75	Devonta Freeman vs. N.O. (1/1/17)
77	Byron Hanspard vs. Oak. (9/14/97)
71t	Bijan Robinson at N.O. (1/7/24)
70	Michael Turner vs. Stl. (12/28/08)
69t	Jerious Norwood at Was. (12/3/06)
69t	Warrick Dunn vs. N.O. (10/19/03)

67t	Jerious Norwood vs. NYG (10/15/07)
67	Mike Rozier vs. Dal. (12/30/90)
66t	Michael Turner at Det. (9/7/08)
66t	Harmon Wages vs. N.O. (12/7/69)
65	Warrick Dunn vs. NYJ (10/24/05)
65	Ernie Wheelwright vs. Rams (9/11/66)
62	John Settle vs. N.O. (9/11/88)
61	Michael Turner vs. Phi (9/18/11)
60t	Jim Butler vs. Det. (12/8/68)
60t	Bubba Bean vs. T.B. (1/14/79)
60	Warrick Dunn vs. Arz. (9/26/04)
59	Warrick Dunn at Buf. (9/25/05)
59t	Warrick Dunn at Pitt. (11/10/02)
58t	Michael Turner vs. Was. (11/8/09)
58	Michael Vick vs. Arz. (9/26/04)
58	Maurice Smith vs. N.E. (11/4/01)
57	Byron Hanspard vs. Den. (9/28/97)
57	Gerald Riggs vs. N.O. (9/2/84)
56	Warrick Dunn at N.O. (10/27/02)
56	Dave Hampton vs. Rams (10/1/72)
55	Tevin Coleman at Car. (12/24/16)
55	Steven Jackson vs. Ari. (11/30/14)
55	Michael Turner at Cle. (10/10/10)
55	T.J. Duckett vs. Min. (10/5/03)
55t	Haskel Stanback vs. Det. (9/23/79)
54	Warrick Dunn at N.O. (11/16/03)
53	Michael Turner at Chi. (9/11/11)
53	Bob Christian at Car. (11/25/01)
53	Byron Hanspard vs. Phi. (12/14/97)
51	Michael Vick vs. N.O. (10/26/06)
50	Steven Jackson at NO (9/8/13)
50	Michael Turner at Det (10/23/11)
50	Gerald Riggs vs. K.C. (12/8/85)
50t	Steve Broussard vs. Cin. (10/28/90)

## LONGEST PASS COMPLETIONS (75+ YARDS)

98t	Bobby Hebert to Michael Haynes vs. N.O. (10/12/93)
94t	Chris Chandler to Jamal Anderson vs. Car (9/23/01)
93t	Matt Ryan to Olamide Zaccheaus vs. Car (12/8/19)
90t	Matt Ryan to Roddy White at S.F. (10/11/09)
89t	Chris Miller to Michael Haynes vs. Was (9/13/92)
88t	Matt Ryan to Austin Hooper at Chi. (9/10/17)
88t	Bob Berry to Harmon Wages vs N.O. (12/7/69)
86t	Doug Johnson to Warrick Dunn vs. Ten. (11/23/03)
86t	Steve Bartkowski to William Andrews vs. Den. (12/5/82)
85t	Jeff George to Bert Emanuel vs. Arz. (12/24/94)
84	Bob Berry to Ken Burrow vs. N.O. (12/19/71)
82t	Randy Johnson to Ray Ogdén vs. S.F. (12/10/67)
81t	Matt Ryan to Julio Jones vs. Stl (9/15/13)
81	Jeff George to Terance Mathis at S.F. (12/4/94)
81t	Steve Bartkowski to Wallace Francis vs. S.F. (12/14/80)

# TOP PERFORMERS

80t ..... Matt Ryan to Harry Douglas at TB (11/17/13)  
 80t ..... Matt Ryan to Julio Jones at T.B. (11/25/12)  
 80t ..... Matt Ryan to Julio Jones at Ind (11/6/11)  
 80t ..... Chris Miller to Michael Haynes vs. N.O. (11/24/91)  
 79t ..... Matt Ryan to Julio Jones at G.B. (12/8/14)  
 79t ..... Chris Chandler to Maurice Smith at Arz. (9/30/01)  
 78t ..... Chris Chandler to Terance Mathis vs. S.F. (11/15/98)  
 75t ..... Matt Ryan to Taylor Gabriel at Phi. (11/13/16)  
 76t ..... Steve Bartkowski to Floyd Hodge vs. S.F. (9/25/83)  
 75t ..... Marcus Mariota to Damiere Byrd at Cin. (10/23/22)  
 75t ..... Matt Ryan to Calvin Ridley vs. N.O. (9/23/18)  
 75t ..... Matt Ryan to Calvin Ridley at Car. (12/23/18)  
 75t ..... Matt Ryan to Julio Jones vs. Car. (10/2/16)  
 75t ..... Matt Ryan to Julio Jones at Car. (12/11/11)  
 75t ..... Tom Moore to Tommy McDonald vs. Bal. (11/12/67)  
 75t ..... Chris Miller to Andre Rison vs. S.F. (10/14/90)  
 75t ..... Billy Joe Tolleriver to Michael Haynes vs. Was. (11/10/91)

## LONGEST FIELD GOALS (50+ YARDS)

59 ..... Matt Bryant vs. K.C. (12/4/16)  
 59 ..... Morten Andersen vs. S.F. (12/24/95)  
 58 ..... Michael Koenen vs. N.E. (10/9/95)  
 57 ..... Matt Bryant at T.B. (12/18/17)  
 56 ..... Giorgio Tavecchio vs. NYG (10/22/18)  
 56 ..... Matt Bryant vs. Car. (12/31/17)  
 55 ..... Matt Bryant vs. Cin. (9/30/18)  
 55 ..... Matt Bryant vs. N.O. (11/29/12)  
 55 ..... Matt Bryant vs. Oak. (10/14/12)  
 55 ..... Jay Feely, at Arz. (9/30/01)  
 55 ..... Morten Andersen at N.O. (10/12/97)  
 55 ..... Morten Andersen vs. N.O. (12/10/95)  
 54 ..... Younghoe Koo at Sea. (9/25/22)  
 54 ..... Younghoe Koo vs. N.O. (9/11/22)  
 54 ..... Younghoe Koo vs. N.O. (1/9/22)  
 54 ..... Younghoe Koo vs. Car. (10/11/20)  
 54 ..... Younghoe Koo vs. L.V. (11/29/20)  
 54 ..... Matt Bryant vs. Chi. (10/12/14)  
 54 ..... Shayne Graham vs. Car. (12/27/15)  
 54 ..... Morten Andersen at Dal. (10/20/96)  
 54 ..... Morten Andersen vs. N.E. (10/11/95)  
 54 ..... Norm Johnson vs. Det. (9/5/93)  
 54 ..... Norm Johnson vs. NYJ (9/6/92)  
 54 ..... Norm Johnson vs. N.E. (11/29/92)  
 54 ..... Paul McFadden vs. Buf. (11/5/89)  
 53 ..... Younghoe Koo vs. Chi. (11/20/22)  
 53 ..... Younghoe Koo vs. Det. (12/26/21)  
 53 ..... Younghoe Koo vs. Car. (10/31/21)  
 53 ..... Younghoe Koo vs. N.O. (12/6/20)  
 53 ..... Matt Bryant vs. Dal. (11/18/18)  
 53 ..... Matt Bryant vs. GB. (9/17/17)  
 53 ..... Matt Bryant at Car. (11/5/17)  
 53 ..... Matt Bryant vs. Car. (10/2/16)  
 53 ..... Matt Bryant vs. Cle. (11/23/14)  
 53 ..... Matt Bryant vs. Sea (11/10/13)  
 53 ..... Matt Bryant at Wsh. (10/7/12)

53 ..... Morten Andersen at NYJ (10/25/98)  
 53 ..... Greg Davis vs. Phi. (11/18/90)  
 54 ..... Younghoe Koo vs. Min. (11/5/23)  
 54 ..... Shayne Graham at T.B. (12/6/15)  
 52 ..... Younghoe Koo vs. NYJ. (10/10/21)  
 52 ..... Younghoe Koo vs. T.B. (12/20/20)  
 52 ..... Younghoe Koo at N.O. (11/22/20)  
 52 ..... Younghoe Koo vs. Den. (11/8/20)  
 52 ..... Matt Bryant at Phi. (9/6/18)  
 52 ..... Matt Bryant vs. N.O. (12/7/17)  
 52 ..... Matt Bryant vs. Chi. (10/12/14)  
 52 ..... Matt Bryant vs. N.O. (9/7/14)  
 52 ..... Matt Bryant at Mia (9/22/13)  
 52 ..... Jay Feely, at G.B. (9/8/02)  
 52 ..... Jay Feely, vs. Buf. (12/23/01)  
 52 ..... Morten Andersen vs. S.F. (12/24/95)  
 52 ..... Norm Johnson vs. Mia. (10/11/92)  
 52 ..... Greg Davis vs. G.B. (11/6/88)  
 52 ..... Mick Luckhurst vs. Sea. (10/13/85)  
 52 ..... Mick Luckhurst vs. Rams (10/7/84)  
 52 ..... Nick Mike-Mayer vs. S.F. (10/28/73)  
 51 ..... Younghoe Koo at T.B., (10/22/23)  
 51 ..... Younghoe Koo vs. T.B., (1/8/23)  
 51 ..... Younghoe Koo vs. Pitt. (12/4/22)  
 51 ..... Younghoe Koo at N.O. (11/22/20)  
 51 ..... Matt Bryant at Car. (12/24/16)  
 51 ..... Matt Bryant vs. N.O. (9/7/14)  
 51 ..... Matt Bryant vs. Wsh (12/15/13)  
 51 ..... Matt Bryant vs. Arz. (11/18/12)  
 51 ..... Matt Bryant at N.O. (12/26/11)  
 50 ..... Younghoe Koo vs. Pitt. (12/4/22)  
 50 ..... Younghoe Koo vs. N.O. (9/11/22)  
 50 ..... Younghoe Koo at Min. (10/18/20)  
 50 ..... Matt Bryant vs. Dal. (11/12/17)  
 50 ..... Matt Bryant vs. Mia. (10/15/17)  
 50 ..... Matt Bryant vs. S.F. (12/18/16)  
 50 ..... Matt Bryant vs. at T.B. (11/3/16)  
 50 ..... Matt Bryant at N.O. (12/21/14)  
 50 ..... Matt Bryant at G.B. (12/8/14)  
 50 ..... Matt Bryant at Sea (10/2/11)  
 50 ..... Younghoe Koo vs. Car. (12/8/19)

## LONGEST INTERCEPTION RETURNS (60+ YARDS)

101t ..... Tom Pridemore vs. S.F. (9/20/81)  
 95t ..... Chevis Jackson vs. N.O. (11/9/08)  
 92t ..... Jessie Bates III vs. N.O. (11/26/23)  
 90t ..... Deion Jones at N.O. (9/26/16)  
 90t ..... Ken Reaves vs. LA Rams (10/20/68)  
 87t ..... Rolland Lawrence vs. Oak. (11/30/75)  
 85 ..... Aaron Beasley at S.F. (9/12/04)  
 82t ..... Deion Sanders vs. Hou. (9/9/90)  
 81t ..... Rolland Lawrence vs. S.D. (10/21/73)  
 79t ..... Asante Samuel vs. Oak. (10/14/12)  
 77t ..... Lee Calland vs. Bal. (9/17/67)  
 74 ..... Vinnie Clark vs. T.B. (10/9/94)

# TOP PERFORMERS

73t	Jimmy Burson vs. S.F. (12/15/68)
72t	Rick Byas vs. N.O. (11/20/77)
71t	Sean Weatherspoon (12/8/13)
71t	Alton Montgomery vs. Car. (9/3/95)
68t	Osi Umenyiora vs. Stl (9/15/13)
67t	Deion Jones vs. L.V. (11/29/20)
66t	Mykal Walker at Car. (12/12/21)
66t	Kevin Mathis at Den. (10/31/04)
65t	DeAngelo Hall at T.B. (12/24/05)
65t	Tom Hayes vs. N.O. (9/16/73)
62t	Tye Hill vs. Was. (11/8/09)
62t	Bob Riddle vs. Min. (12/4/66)
61t	Deion Sanders vs. Dal. (12/30/90)
60	Ray Buchanan vs. T.B. (11/5/00)
60	Deion Sanders at T.B. (12/24/05)

## LONGEST PUNT RETURNS (50+ YARDS)

79t	Deion Sanders vs. Cin. (10/28/90)
78t	Kenjon Barner at Car. (11/07/19)
77t	Tom McCauley vs. N.O. (10/25/70)
75t	Allen Rossum at K.C. (10/24/04)
75t	John Mallory vs. Min. (12/20/70)
74	Darrien Gordon vs. Dal. (11/11/01)
73	Eric Weems at Oak. (9/18/16)
72	Allen Rossum vs. Phi. (11/2/03)
72t	Gerald Tinker vs. N.O. (9/29/74)
71t	Billy Johnson vs. NYJ (10/23/83)
71	Billy Johnson vs. LA Rams (11/21/82)
70t	Tim Dwight at Phi. (10/1/00)
70t	Tim Dwight vs. S.F. (1/3/00)
68t	Deion Sanders vs. LA Rams (9/10/89)
67	Darrien Gordon at Ind. (12/16/01)
66t	Eric Metcalf at Stl (10/12/95)
62t	Devin Hester vs. T.B. (9/18/14)
61t	Harry Douglas vs. Car. (11/23/08)
60	Dennis Pearson vs. Det. (9/23/79)
68	Lew Barnes vs. Phi. (10/30/88)
59t	Allen Rossum vs. Ten. (11/23/03)
58t	Winslow Oliver vs. S.F. (12/12/99)
57	Ray Brown vs. Phi. (11/11/73)
57	Al Dodd vs. Chi. (10/13/74)
56	Kenny Johnson vs. Chi. (9/23/80)
55t	Eric Weems vs. Car (1/2/11)
51	Tony Smith vs. T.B. (10/31/93)

## LONGEST FUMBLE RETURNS (50+ YARDS)

91t	Bob Glazebrook vs. NYG (9/12/82)
86	Osi Umenyiora at N.O. (12/21/14)
84t	Nate Stupar vs. Hou (10/4/15)

75t	Oliver Barnett vs. T.B. (11/17/91)
74t	Vic Beasley vs. Bal (12/2/18)
74t	Jim Weatherford vs. S.F. (10/19/69)
71t	Chuck Smith at N.E. (11/8/98)
69t	Jessie Tuggle vs. N.O. (12/3/92)
66t	DeAngelo Hall at N.O. (10/16/05)
65t	James Britt vs. LA Rams (10/26/86)
65t	Jessie Tuggle vs. Hou. (9/9/90)
64	Ray Edwards vs. Phi (9/18/11)
64t	Blane Gaison vs. S.F. (11/20/83)
60t	Tom Hayes vs. Oak. (12/5/71)
57t	Joel Williams vs. G.B. (9/13/81)
56	Avery Williams at Cin. (10/23/22)
56t	DeAngelo Hall at Ten. (10/7/07)
55t*	Jim Mitchell at Min. (11/28/71)
54t	John Mallory vs. LA Rams (10/17/71)
50t	Jim Mitchell vs. N.O. (10/5/75)

\* Ball was fumbled by teammate and run in for a TD.

## LONGEST KICKOFF RETURNS (90+ YARDS)

103t	Cordarrelle Patterson vs. Chi (11/20/22)
102t	Eric Weems vs. G.B. (1/15/11)
102t	Eric Weems at T.B. (12/5/10)
100t	Darrick Vaughn at Den. (9/10/00)
100t	Deion Sanders vs. S.F. (10/13/91)
100t	Dennis Pearson vs. Stl. (12/17/78)
99t	Byron Hanspard at S.D. (12/7/97)
99t	Deion Sanders vs. Was. (9/13/92)
99t	Ron Smith vs. Bal. (9/17/67)
97t	Tony Smith vs. Pitt. (9/27/93)
97t	Sylvester Stamps vs. S.F. (12/20/87)
96t	Darrick Vaughn at Stl. (1/6/02)
96t	Darrick Vaughn at Stl. (10/15/00)
94t	Cliff Austin vs. N.O. (10/20/85)
93t	Tim Dwight vs. Car. (10/4/98)
93t	Byron Hanspard at Sea. (11/30/97)
92	Jerious Norwood vs. Stl. (12/28/08)
91t	Allen Rossum vs. Sea (12/15/02)
88t	Darrick Vaughn at N.O. (12/17/00)
85	Jerious Norwood vs. Chi. (10/12/08)
82	Jim Butler vs. G.B. (11/22/71)
80	Ron Smith vs. Chi. (11/27/66)
76t	Keith Jones vs. Dal. (12/30/90)
76	Jerious Norwood at Ten. (10/7/07)
74	Sylvester Stamps vs. Hou. (10/25/87)
73t	Deion Sanders vs. Buf. (11/22/92)
72	Deion Sanders vs. N.O. (10/29/89)
66	Devin Hester vs. Car (12/28/14)
62	Eric Weems vs. Chi. (10/18/09)
61	Adam Jennings vs. Sea. (12/30/07)

\* 2010 Divisional Playoff Game



# CAREER 100 & 300 YARD GAMES

## CAREER 100-YARD RUSHING GAMES

Michael Turner	27
Gerald Riggs	25
William Andrews	2
Jamal Anderson	19
Warrick Dunn	19
Devonta Freeman	8
Michael Vick	8
Dave Hampton	7
Tevin Coleman	4
Erric Pegram	4
Cordarrelle Patterson	3
Steve Broussard	3
Lynn Cain	3
Craig Heyward	3
Mike Rozier	3
John Settle	3
Jason Snelling	2
Jerious Norwood	2
Jim Butler	2
Sonny Collins	2
Haskel Stanback	2
Tyler Allgeier	2
Bijan Robinson	2
Todd Gurley	1
Cliff Austin	1
Bubba Bean	1
Junior Coffey	1
T.J. Duckett	1
Byron Hanspard	1
Art Malone	1
Maurice Smith	1
Woody Thompson	1
Steven Jackson	1

## CAREER 300-YARD PASSING GAMES

Matt Ryan	73
Steve Bartkowski	12
Chris Miller	8
Jeff George	6
Chris Chandler	4
Bobby Hebert	4
Desmond Ridder	3
Bob Berry	3
Wade Wilson	3
Chris Redman	2
Michael Vick	2
Matt Schaub	1
Dave Archer	1
Joey Harrington	1
Doug Johnson	1
Erik Kramer	1
Mike Moroski	1

## CAREER 100-YARD RECEIVING GAMES

Julio Jones	58
Roddy White	39
Alfred Jenkins	16
Andre Rison	15
Terance Mathis	14
Calvin Ridley	11
Bert Emanuel	9
Michael Haynes	9
Stacey Bailey	8
Harry Douglas	6
Tony Martin	5
Billy Johnson	5
Tony Gonzalez	5
Wallace Francis	4
Alge Crumpler	4
Drake London	3
Russell Gage	3
Austin Hooper	3
Charlie Brown	3
Paul Flatley	3
Shawn Jefferson	3
Eric Metcalfe	3
Ken Burrow	3
Brian Finneran	3
Jim Mitchell	3
William Andrews	3
Kyle Pitts	2
Floyd Dixon	2
Tim Dwight	2
Bijan Robinson	1
Cordarrelle Patterson	1
Olamide Zaccheaus	1
Aldrick Robinson	1
Tevin Coleman	1
Leonard Hankerson	1
Jacob Tamme	1
Milton Barney	1
Lynn Cain	1
Wes Chesson	1
Shawn Collins	1
Arthur Cox	1
Warrick Dunn	1
Paul Gipson	1
Alex Hawkins	1
Drew Hill	1
Aubrey Matthews	1
Quentin McCord	1
Junior Miller	1
Peerless Price	1
Mike Pritchard	1
Laurent Robinson	1
Billy Ryckman	1
John Settle	1
Maurice Smith	1
George Thomas	1
Harmon Wages	1



# YEARLY LEADERS

## SCORING

YEAR	PLAYER	TD	XPM	XPA	FGM	FGA	TP
1966	LOU KIROUAC	0	19	24	9	18	46
1967	WADE TRAYNHAM	0	22	22	7	18	43
1968	BOB ETTER	0	17	19	11	21	50
1969	BOB ETTER	0	33	33	15	30	78
1970	KENNY VINYARD	0	23	26	9	25	50
1971	BILL BELL	0	29	33	13	21	68
1972	BILL BELL	0	31	31	16	30	79
1973	NICK MIKE-MAYER	0	34	34	26	38	112
1974	NICK MIKE-MAYER	0	12	12	9	16	39
1975	NICK MIKE-MAYER	0	30	33	4	10	42
1976	NICK MIKE-MAYER	0	20	20	10	21	50
1977	HASKEL STANBACK	6	0	0	0	0	36
1978	TIM MAZZETTI	0	18	18	13	16	57
1979	TIM MAZZETTI	0	31	37	13	25	70
1980	TIM MAZZETTI	0	46	49	19	27	103
1981	MICK LUCKHURST	0	51	51	21	33	114
1982	MICK LUCKHURST	0	21	22	10	14	51
1983	MICK LUCKHURST	0	43	45	17	22	94
1984	MICK LUCKHURST	0	31	31	20	27	91
1985	MICK LUCKHURST	0	29	29	24	31	101
1986	MICK LUCKHURST	0	21	21	14	24	63
1987	MICK LUCKHURST	0	17	17	9	13	44
1988	GREG DAVIS	0	25	27	19	30	82
1989	PAUL MCFADDEN	0	18	18	15	20	63
1990	GREG DAVIS	0	40	40	22	33	106
1991	NORM JOHNSON	0	38	39	19	23	95
1992	NORM JOHNSON	0	39	39	18	22	93
1993	NORM JOHNSON	0	34	34	26	27	112
1994	NORM JOHNSON	0	32	32	21	25	95
1995	MORTEN ANDERSEN	0	29	30	31	37	122
1996	MORTEN ANDERSEN	0	31	31	22	29	97
1997	MORTEN ANDERSEN	0	35	35	23	27	104
1998	MORTEN ANDERSEN	0	51	52	23	28	120
1999	MORTEN ANDERSEN	0	34	34	15	21	79
2000	MORTEN ANDERSEN	0	23	23	25	31	98
2001	JAY FEELY	0	28	28	29	37	115
2002	JAY FEELY	0	42	43	32	40	138
2003	JAY FEELY	0	32	33	19	27	89
2004	JAY FEELY	0	40	40	18	23	94
2005	TODD PETERSON	0	35	35	23	25	104
2006	MORTEN ANDERSEN	0	27	27	20	23	87
2007	MORTEN ANDERSON	0	24	24	25	28	99
2008	JASON ELAM	0	42	42	29	31	129
2009	JASON ELAM	0	32	33	12	19	68
2010	MATT BRYANT	0	44	44	28	31	128
2011	MATT BRYANT	0	45	45	27	29	126
2012	MATT BRYANT	0	44	44	33	38	143
2013	MATT BRYANT	0	39	39	24	27	111
2014	MATT BRYANT	0	40	40	29	32	127
2015	DEVONTA FREEMAN	14	0	0	0	0	84
2016	MATT BRYANT	0	56	57	34	37	158
2017	MATT BRYANT	0	35	35	34	39	137
2018	MATT BRYANT	0	33	35	20	21	93
2019	YOUNGHOE KOO	0	15	16	23	26	84
2020	YOUNGHOE KOO	0	33	36	37	39	144
2021	YOUNGHOE KOO	0	30	30	27	29	111

# YEARLY LEADERS

## SCORING

YEAR	PLAYER	TD	XPM	XPA	FGM	FGA	TP
2022	YOUNGHOE KOO	0	33	35	32	37	129
2023	YOUNGHOE KOO	0	27	28	32	37	123

# YEARLY LEADERS

## PASSING (MINIMUM 100 ATTEMPTS)

YEAR	PLAYER	ATT	COMP	PCT	YDS	TD	INT
1966	RANDY JOHNSON	295	129	43.7	1,795	12	21
1967	RANDY JOHNSON	288	142	49.3	1,620	10	21
1968	BOB BERRY	153	81	52.9	1,433	7	13
1969	BOB BERRY	169	71	57.3	1,087	10	2
1970	BOB BERRY	269	156	58.0	1,806	16	13
1971	BOB BERRY	226	136	60.2	2,005	11	16
1972	BOB BERRY	277	154	55.6	2,158	13	12
1973	BOB LEE	230	120	52.2	1,786	10	8
1974	BOB LEE	172	78	45.3	852	3	14
1975	STEVE BARTKOWSKI	255	115	45.1	1,662	13	15
1976	STEVE BARTKOWSKI	120	57	47.5	677	2	9
1977	SCOTT HUNTER	151	70	46.4	898	2	3
1978	STEVE BARTKOWSKI	369	187	50.7	2,489	10	18
1979	STEVE BARTKOWSKI	379	203	53.6	2,502	17	20
1980	STEVE BARTKOWSKI	463	257	55.5	3,544	31	16
1981	STEVE BARTKOWSKI	533	297	55.7	3,830	30	23
1982	STEVE BARTKOWSKI	262	166	63.4	1,905	8	11
1983	STEVE BARTKOWSKI	432	274	63.4	3,167	22	5
1984	STEVE BARTKOWSKI	269	181	67.3	2,158	11	10
1985	DAVE ARCHER	312	161	51.6	1,992	7	17
1986	DAVE ARCHER	294	150	51.0	2,007	10	9
1987	SCOTT CAMPBELL	260	136	52.3	1,728	11	14
1988	CHRIS MILLER	351	184	52.4	2,133	11	12
1989	CHRIS MILLER	526	280	53.2	3,459	16	10
1990	CHRIS MILLER	388	222	57.2	2,735	17	14
1991	CHRIS MILLER	413	220	53.3	3,103	26	18
1992	CHRIS MILLER	253	152	60.1	1,739	15	6
1993	BOBBY HEBERT	430	263	61.2	2,978	24	17
1994	JEFF GEORGE	524	322	61.5	3,734	23	18
1995	JEFF GEORGE	557	336	60.3	4,143	24	11
1996	BOBBY HEBERT	488	294	60.2	3,152	22	25
1997	CHRIS CHANDLER	342	202	59.1	2,692	20	7
1998	CHRIS CHANDLER	327	190	58.1	3,154	25	12
1999	CHRIS CHANDLER	307	174	56.7	2,339	16	11
2000	CHRIS CHANDLER	331	192	58.0	2,236	10	12
2001	CHRIS CHANDLER	365	223	61.1	2,847	16	14
2002	MICHAEL VICK	421	231	54.9	2,936	16	8
2003	DOUG JOHNSON	243	136	56.0	1,655	8	12
2004	MICHAEL VICK	321	181	56.4	2,313	14	12
2005	MICHAEL VICK	387	214	55.3	2,412	15	13
2006	MICHAEL VICK	388	204	52.6	2,474	20	13
2007	JOEY HARRINGTON	348	215	61.8	2,215	7	8
2008	MATT RYAN	434	265	61.1	3,440	16	11
2009	MATT RYAN	451	263	58.3	2,916	22	14
2010	MATT RYAN	571	357	62.5	3,705	28	9
2011	MATT RYAN	566	347	61.3	4,177	29	12
2012	MATT RYAN	615	422	68.6	4,719	32	14
2013	MATT RYAN	651	439	67.4	4,515	26	17
2014	MATT RYAN	628	415	66.1	4,694	28	14
2015	MATT RYAN	614	407	66.3	4,591	21	16
2016	MATT RYAN	534	373	69.9	4,944	38	7
2017	MATT RYAN	529	342	64.7	4,095	20	12
2018	MATT RYAN	608	422	69.4	4,924	35	7
2019	MATT RYAN	616	408	66.2	4,466	26	14
2020	MATT RYAN	626	407	65.0	4,581	26	11
2021	MATT RYAN	560	375	67.0	3,968	20	12

## YEARLY LEADERS

### PASSING (MINIMUM 100 ATTEMPTS)

YEAR	PLAYER	ATT	COMP	PCT	YDS	TD	INT
2022	MARCUS MARIOTA	300	184	61.3	2,219	15	9
2023	DESMOND RIDDER	388	249	64.2	2,836	12	12

# YEARLY LEADERS

## RUSHING

YEAR	PLAYER	NO	YDS	AVG	LG	TD
1966	JUNIOR COFFEY	199	722	3.6	37	4
1967	JUNIOR COFFEY	180	722	4.0	20T	4
1968	JIM BUTLER	94	365	3.9	60T	2
1969	JIM BUTLER	163	655	4.0	39	3
1970	JIM BUTLER	166	636	3.8	33	0
1971	JIM BUTLER	186	594	3.2	19	2
1972	DAVE HAMPTON	230	995	4.3	56T	6
1973	DAVE HAMPTON	263	997	3.8	25	3
1974	DAVE HAMPTON	127	464	3.7	34	2
1975	DAVE HAMPTON	250	1,002	4.0	22	5
1976	BUBBA BEAN	124	428	3.5	30	2
1977	HASKEL STANBACK	247	873	3.4	35	6
1978	BUBBA BEAN	193	707	3.7	25	3
1979	WILLIAM ANDREWS	239	1,023	4.3	23	2
1980	WILLIAM ANDREWS	265	1,308	4.9	33	4
1981	WILLIAM ANDREWS	289	1,301	4.5	29	10
1982	WILLIAM ANDREWS	139	573	4.1	19T	5
1983	WILLIAM ANDREWS	331	1,567	4.7	27	7
1984	GERALD RIGGS	353	1,486	4.2	57	13
1985	GERALD RIGGS	297	1,719	4.3	50	10
1986	GERALD RIGGS	343	1,327	3.9	31	9
1987	GERALD RIGGS	203	875	4.3	44	2
1988	JOHN SETTLE	232	1,024	4.4	62	7
1989	JOHN SETTLE	179	689	3.8	20	3
1990	MIKE ROZIER	153	675	4.4	67	4
1991	STEVE BROUSSARD	99	449	4.5	36	4
1992	STEVE BROUSSARD	84	363	4.3	27	1
1993	ERRIC PEGRAM	292	1,185	4.1	29	3
1994	CRAIG HEYWARD	183	779	4.3	17	7
1995	CRAIG HEYWARD	236	1,083	4.6	31	6
1996	JAMAL ANDERSON	232	1,055	4.5	32T	5
1997	JAMAL ANDERSON	290	1,002	3.5	39	7
1998	JAMAL ANDERSON	410	1,846	4.5	48	14
1999	KEN OXENDINE	141	452	3.2	20	1
2000	JAMAL ANDERSON	282	1,024	3.6	42	6
2001	MAURICE SMITH	237	760	3.2	58	5
2002	WARRICK DUNN	230	927	4.0	59	7
2003	T.J. DUCKETT	197	779	4.0	55	11
2004	WARRICK DUNN	265	1,106	4.2	60	9
2005	WARRICK DUNN	280	1,416	5.1	65	3
2006	WARRICK DUNN	286	1,140	4.0	90T	4
2007	WARRICK DUNN	227	720	3.2	38	4
2008	MICHAEL TURNER	376	1,699	4.5	70	17
2009	MICHAEL TURNER	178	871	4.9	58T	10
2010	MICHAEL TURNER	334	1,371	4.1	55	12
2011	MICHAEL TURNER	301	1,340	4.5	81T	11
2012	MICHAEL TURNER	222	800	3.6	43	10
2013	STEVEN JACKSON	157	543	3.5	50	6
2014	STEVEN JACKSON	190	707	3.7	55	6
2015	DEVONTA FREEMAN	265	1,056	4.0	39	11
2016	DEVONTA FREEMAN	227	1,079	4.8	75	11
2017	DEVONTA FREEMAN	196	865	4.4	44	7
2018	TEVIN COLEMAN	167	800	4.8	65	4
2019	DEVONTA FREEMAN	184	656	3.6	28	2
2020	TODD GURLEY	195	678	3.5	35T	9
2021	CORDARRELLE PATTERSON	153	618	4.0	39	6

# YEARLY LEADERS

## RUSHING

YEAR	PLAYER	NO	YDS	AVG	LG	TD
2022	TYLER ALLGEIER	210	1,035	4.9	44	3
2023	BIJAN ROBINSON	214	976	4.6	38	4

# YEARLY LEADERS

## RECEIVING

YEAR	PLAYER	NO	YDS	AVG	LG	TD
1966	ALEX HAWKINS	44	661	15.0	42	2
1967	TOMMY MCDONALD	33	436	13.2	75	4
1968	JERRY SIMMONS	28	479	17.1	61	0
1969	PAUL FLATLEY	45	834	18.5	71	6
1970	JIM MITCHELL	44	650	14.8	51	6
1971	ART MALONE	34	380	11.2	46	2
	KEN BURROW	33	741	22.5	84	6
1972	ART MALONE	50	585	11.7	57	2
1973	JIM MITCHELL	32	420	13.1	50	0
	KEN BURROW	31	567	18.3	57	7
1974	KEN BURROW	34	545	16.0	48	1
1975	ALFRED JENKINS	38	767	20.2	68	6
1976	ALFRED JENKINS	41	710	17.3	34	6
1977	ALFRED JENKINS	39	677	17.4	73	4
1978	WALLACE FRANCIS	45	695	15.4	54	3
	BILLY RYCKMAN	45	679	15.1	59	2
1979	WALLACE FRANCIS	74	1,013	13.7	42	8
1980	ALFRED JENKINS	57	1,025	18.0	57	6
1981	WILLIAM ANDREWS	81	736	9.1	70	2
	ALFRED JENKINS	70	1,358	19.4	67	13
1982	WILLIAM ANDREWS	42	503	12.0	86T	2
1983	BILLY JOHNSON	64	709	11.1	47T	4
	STACEY BAILEY	55	881	16.0	53	6
1984	STACEY BAILEY	67	1,138	17.0	61	6
1985	BILLY JOHNSON	62	830	13.4	62T	5
1986	CHARLIE BROWN	63	918	14.6	42	4
1987	FLOYD DIXON	36	600	16.7	51T	5
1988	JOHN SETTLE	68	570	8.4	27	1
1989	SHAWN COLLINS	58	862	14.9	47	3
1990	ANDRE RISON	82	1,208	14.7	75T	10
1991	ANDRE RISON	81	976	12.0	39T	12
1992	ANDRE RISON	93	1,121	12.1	71T	11
1993	ANDRE RISON	86	1,242	14.4	53T	15
1994	TERANCE MATHIS	111	1,342	12.1	81	11
1995	ERIC METCALF	104	1,189	11.4	62T	8
1996	BERT EMANUEL	75	921	12.3	53	6
1997	BERT EMANUEL	65	991	15.2	56	9
1998	TONY MARTIN	66	1,181	17.9	62	6
	TERANCE MATHIS	64	1,136	17.8	78T	11
1999	TERANCE MATHIS	81	1,016	12.5	52	6
2000	SHAWN JEFFERSON	60	822	13.7	49	2
2001	TERANCE MATHIS	51	564	11.1	34	2
2002	BRIAN FINNERAN	56	838	15.0	47	6
2003	PEERLESS PRICE	64	838	13.1	49	3
2004	ALGE CRUMPLER	48	774	16.1	49T	6
2005	ALGE CRUMPLER	65	877	13.5	48	58
2006	ALGE CRUMPLER	56	780	13.9	46	8
2007	RODDY WHITE	83	1,202	14.5	69T	6
2008	RODDY WHITE	88	1,382	15.7	70T	7
2009	RODDY WHITE	85	1,153	13.6	90T	11
2010	RODDY WHITE	115	1,389	12.1	46	10
2011	RODDY WHITE	100	1,296	13.0	43	8
2012	TONY GONZALEZ	93	930	10.0	25	8
	RODDY WHITE	92	1,351	14.7	59	7

# YEARLY LEADERS

## RECEIVING

YEAR	PLAYER	NO	YDS	AVG	LG	TD
2013	HARRY DOUGLAS	85	1,067	12.6	80	2
2014	JULIO JONES	104	1,593	15.3	79	6
2015	JULIO JONES	136	1,871	13.8	82T	8
2016	JULIO JONES	83	1,409	17.0	75	6
2017	JULIO JONES	88	1,444	16.4	53	3
2018	JULIO JONES	113	1,677	14.8	58	8
2019	JULIO JONES	99	1,394	14.1	54T	6
2020	CALVIN RIDLEY	90	1,374	15.3	63	9
2021	KYLE PITTS	68	1,026	15.1	61	1
2022	DRAKE LONDON	72	866	12.0	40	4
2023	DRAKE LONDON	69	905	13.1	45	2



# YEARLY LEADERS

## PUNT RETURNS

YEAR	PLAYER	NO	YDS	AVG	LG	TD
1966	RON SMITH	11	80	7.3	23	0
1967	RON SMITH	20	92	4.6	26	0
1968	JIM BURSON	11	56	5.1	17	0
1969	JOHN MALLORY	13	42	3.2	15	0
1970	JOHN MALLORY	17	203	11.9	75T	1
1971	WILLIE BELTON	30	163	5.4	32	0
1972	WILLIE BELTON	17	110	6.5	34	0
1973	RAY BROWN	40	360	9.0	57	0
1974	AL DODD	27	344	12.7	57	0
1975	MACK HERRON	10	94	9.4	24	0
1976	ROLLAND LAWRENCE	54	376	7.0	24	0
1977	ROLLAND LAWRENCE	51	352	6.9	37	0
1978	BILLY RYCKMAN	28	227	8.1	38	0
1979	DENNIS PEARSON	12	115	9.6	60	0
1980	KENNY JOHNSON	23	281	12.2	56	0
1981	SCOTT WOERNER	33	278	8.4	38	0
1982	BILLY JOHNSON	24	273	11.4	71	0
1983	BILLY JOHNSON	46	489	10.6	71T	1
1984	BILLY JOHNSON	15	152	10.1	37	0
1985	ANTHONY ALLEN	21	141	6.7	19	0
1986	FLOYD DIXON	26	151	5.8	16	0
1987	BILLY JOHNSON	21	168	8.0	45	0
1988	LEW BARNES	34	307	9.0	68	0
1989	DEION SANDERS	28	307	11.0	68T	1
1990	DEION SANDERS	29	250	8.6	79T	1
1991	DEION SANDERS	21	170	8.1	23	0
1992	TONY SMITH	16	155	9.7	45	0
1993	TONY SMITH	32	255	8.0	51	0
1994	CLARENCE VERDIN	23	113	4.9	29	0
1995	ERIC METCALF	39	383	9.8	66T	1
1996	ERIC METCALF	27	296	11.0	39	0
1997	TODD KINCHEN	52	446	8.6	38	0
1998	TIM DWIGHT	31	263	8.5	23	0
1999	TIM DWIGHT	20	220	11.0	70T	1
2000	TIM DWIGHT	33	309	9.4	70T	1
2001	DARRIEN GORDON	31	437	14.1	74	0
2002	ALLEN ROSSUM	24	288	12.0	36	0
2003	ALLEN ROSSUM	39	545	14.0	72	1
2004	ALLEN ROSSUM	37	457	12.4	75T	1
2005	ALLEN ROSSUM	17	145	8.5	29	0
2006	ALLEN ROSSUM	37	288	7.8	41	0
2007	ADAM JENNINGS	30	186	6.2	23	0
2008	HARRY DOUGLAS	19	226	11.9	61T	1
2009	ERIC WEEMS	27	270	10.0	28	0
2010	ERIC WEEMS	18	230	12.8	55T	1
2011	ERIC WEEMS	32	315	9.8	42	0
2012	DOMINIQUE FRANKS	21	163	7.8	28	0
2013	ROBERT MCCLAIN	19	193	10.2	25	0
2014	DEVIN HESTER	18	240	13.3	68	1
2015	ERIC WEEMS	19	221	11.6	41	0
2016	ERIC WEEMS	24	273	11.4	73	0
2017	ANDRE ROBERTS	27	201	7.4	27	0
2018	JUSTIN HARDY	20	147	7.4	18	0
2019	KENJON BARNER	35	267	7.6	78T	1
2020	BRANDON POWELL	17	152	8.9	24	0
2021	AVERY WILLIAMS	20	153	7.7	23	0

# YEARLY LEADERS

## PUNT RETURNS

YEAR	PLAYER	NO	YDS	AVG	LG	TD
2022	AVERY WILLIAMS	18	292	16.2	56	0
2023	DEE ALFORD	20	160	8.0	23	0

# YEARLY LEADERS

## KICKOFF RETURNS

YEAR	PLAYER	NO	YDS	AVG	LG	TD
1966	RON SMITH	43	1,013	23.6	80	0
1967	RON SMITH	39	976	25.0	99T	1
1968	JIM BUTLER	37	799	21.6	42	0
1969	CHARLIE BRYANT	21	407	19.4	39	0
1970	JIM BUTLER	14	284	20.3	29	0
1971	WILLIE BELTON	28	706	25.2	58	0
1972	DAVE HAMPTON	25	535	21.0	52	0
1973	JOE WASH.	20	432	21.6	30	0
1974	GERALD TINKER	29	704	24.3	59	0
1975	GERALD TINKER	13	307	23.6	33	0
1976	ROLLAND LAWRENCE	21	521	24.8	36	0
1977	KARL FARMER	23	466	20.3	30	0
1978	DENNIS PEARSON	25	662	26.7	100T	1
1979	DENNIS PEARSON	30	577	19.2	29	0
1980	REGGIE SMITH	25	512	20.5	35	0
1981	REGGIE SMITH	47	1,143	24.3	52	0
1982	REGGIE BROWN	24	466	19.4	33	0
1983	KENANY JOHNSON	11	224	20.4	28	0
1984	SYLVESTER STAMPS	19	452	23.8	50	0
1985	CLIFF AUSTIN	39	838	21.5	94T	1
1986	SYLVESTER STAMPS	24	514	21.4	35	0
1987	SYLVESTER STAMPS	24	660	27.5	97T	1
1988	EVAN COOPER	16	331	20.7	28	0
1989	DEION SANDERS	35	725	20.7	72	0
1990	DEION SANDERS	39	851	21.8	50	0
1991	DEION SANDERS	26	576	22.2	100T	1
1992	DEION SANDERS	40	1,067	26.7	99T	2
1993	TONY SMITH	38	948	24.9	97T	1
1994	CLARENCE VERDIN	44	1,026	23.3	69	0
1995	ROELL PRESTON	30	627	20.9	44	0
1996	ERIC METCALF	49	1,034	21.1	55	0
1997	BYRON HANSPARD	40	987	24.7	99T	2
1998	TIM DWIGHT	36	973	27.0	93T	1
1999	TIM DWIGHT	44	944	21.5	40	0
2000	DARRICK VAUGHN	39	1,082	27.7	100T	3
2001	DARRICK VAUGHN	61	1,491	24.4	96T	1
2002	ALLEN ROSSUM	53	1,164	22.0	91T	1
2003	ALLEN ROSSUM	62	1,291	20.8	52	0
2004	ALLEN ROSSUM	58	1,250	21.6	49	0
2005	ALLEN ROSSUM	31	702	22.6	47	0
2006	ALLEN ROSSUM	46	1,082	23.5	51	0
2007	JERIOUS NORWOOD	52	1,317	25.3	76	0
2008	JERIOUS NORWOOD	51	1,311	25.7	92	0
2009	ERIC WEEMS	48	1,214	25.3	62	0
2010	ERIC WEEMS	40	1,100	27.5	102T	1
2011	ERIC WEEMS	24	563	23.5	37	0
2012	JACQUIZZ RODGERS	23	592	25.7	77	0
2013	JACQUIZZ RODGERS	25	575	23.0	34	0
2014	DEVIN HESTER	45	1,128	25.1	66	0
2015	ERIC WEEMS	15	403	26.9	50	0
2016	ERIC WEEMS	17	391	23.0	42	0
2017	ANDRE ROBERTS	38	860	22.6	61	0
2018	MARVIN HALL	26	616	23.7	53	0
2019	KENJON BARNER	17	406	23.9	47	0
2020	BRANDON POWELL	17	343	20.2	29	0
2021	AVERY WILLIAMS	23	490	21.3	39	0

# YEARLY LEADERS

## KICKOFF RETURNS

YEAR	PLAYER	NO	YDS	AVG	LG	TD
2022	AVERY WILLIAMS	16	313	19.6	30	0
2023	CORDARRELLE PATTERSON	7	153	21.9	29	0

# YEARLY LEADERS

## TACKLES

YEAR	PLAYER	TACKLES
1966	TOMMY NOBIS (173 SOLO)	296
1967	TOMMY NOBIS (41 SOLO)	67
1968	TOMMY NOBIS (39 SOLO)	69
1969	GREG BREZINA (22 SOLO)	38
1970	TOMMY NOBIS (48 SOLO)	94
1971	DON HANSEN (43 SOLO)	95
1972	GREG BREZINA (80 SOLO)	130
1973	GREG BREZINA (89 SOLO)	135
1974	TOMMY NOBIS (121 SOLO)	183
1975	TOMMY NOBIS (91 SOLO)	115
1976	TOMMY NOBIS (100 SOLO)	134
1977	GREG BREZINA (67 SOLO)	90
1978	FULTON KUYKENDALL (98 SOLO)	284
1979	ROBERT PENNYWELL (77 SOLO)	109
1980	BUDDY CURRY (80 SOLO)	145
1981	BUDDY CURRY (107 SOLO)	135
1982	BUDDY CURRY (38 SOLO)	61
1983	BUDDY CURRY (127 SOLO)	229
1984	RICK BRYAN (78 SOLO)	125
1985	BUDDY CURRY (82 SOLO)	137
1986	BUDDY CURRY (84 SOLO)	157
1987	JOHN RADE (55 SOLO)	123
1988	JOHN RADE (67 SOLO)	137
1989	JESSIE TUGGLE (112 SOLO)	183
1990	JESSIE TUGGLE (99 SOLO)	201
1991	JESSIE TUGGLE (106 SOLO)	207
1992	JESSIE TUGGLE (90 SOLO)	193
1993	JESSIE TUGGLE (120 SOLO)	185
1994	JESSIE TUGGLE (111 SOLO)	195
1995	JESSIE TUGGLE (126 SOLO)	180
1996	JESSIE TUGGLE (108 SOLO)	184
1997	JESSIE TUGGLE (123 SOLO)	123
1998	CORNELIUS BENNETT (80 SOLO)	121
1999	JESSIE TUGGLE (85 SOLO)	122
2000	MARTY CARTER (86 SOLO)	131
2001	KEITH BROOKING (110 SOLO)	167
2002	KEITH BROOKING (100 SOLO)	212
2003	KEITH BROOKING (130 SOLO)	207
2004	KEITH BROOKING (71 SOLO)	144
2005	KEITH BROOKING (88 SOLO)	148
2006	KEITH BROOKING (88 SOLO)	165
2007	KEITH BROOKING (82 SOLO)	127
2008	KEITH BROOKING (80 SOLO)	133
2009	CURTIS LOFTON (118 SOLO)	160
2010	CURTIS LOFTON (101 SOLO)	142
2011	CURTIS LOFTON (95 SOLO)	159
2012	STEPHEN NICHOLAS (85 SOLO)	116
2013	PAUL WORRILOW (92 SOLO)	137
2014	PAUL WORRILOW (84 SOLO)	142
2015	PAUL WORRILOW (67 SOLO)	95
2016	DEION JONES (75 SOLO)	106
2017	DEION JONES (91 SOLO)	138
2018	DE'VONDRE CAMPBELL (63 SOLO)	94
2019	DE'VONDRE CAMPBELL (75 SOLO)	129
2020	FOYESADE OLUOKUN	116
2021	FOYESADE OLUOKUN	192

## SACKS

YEAR	PLAYER	TACKLES
1966	SAM WILLIAMS	7.5
1967	RALPH HECK/JIM NORTON	4.5
1968	CLAUDE HUMPHREY	11.5
1969	CLAUDE HUMPHREY	9.5
1970	CLAUDE HUMPHREY/JOHN ZOOK	9.0
1971	CLAUDE HUMPHREY	12.0
1972	JOHN ZOOK	6.5
1973	CLAUDE HUMPHREY	10.0
1974	CLAUDE HUMPHREY	12.5
1975	JOHN ZOOK	10.0
1976	CLAUDE HUMPHREY	15.0
1977	JEFF MERROW/CLAUDE HUMPHREY	10.0
1978	GREG BREZINA	9.0
1979	DON SMITH	9.0
1980	JOEL WILLIAMS	16.0
1981	AL RICHARDSON	10.0
1982	DON SMITH	3.5
1983	MIKE PITTS	7.0
1984	DON SMITH	6.5
1985	RICK BRYAN	7.5
1986	RICK BRYAN	7.0
1987	BUDDY MOORE	4.0
1988	AUNDRAY BRUCE	6.0
1989	MARCUS COTTON	9.0
1990	TIM GREEN	6.0
1991	TIM GREEN	5.0
1992	DARION CONNER	7.0
1993	PIERCE HOLT	6.5
1994	CHUCK SMITH	11.0
1995	CHRIS DOLEMAN	9.0
1996	CLAY MATTHEWS	6.5
1997	CHUCK SMITH	12.0
1998	LESTER ARCHAMBEAU	10.0
1999	CHUCK SMITH	10.0
2000	TRAVIS HALL/BRADY SMITH	4.5
2001	PATRICK KERNEY	12.0
2002	PATRICK KERNEY	10.5
2003	ELLIS JOHNSON	8.0
2004	PATRICK KERNEY	13.0
2005	ROD COLEMAN	10.5
2006	ROD COLEMAN	6.0
2007	JOHN ABRAHAM	10.0
2008	JOHN ABRAHAM	16.5
2009	JONATHAN BABINEAUX	6.0
2010	JOHN ABRAHAM	13.0
2011	JOHN ABRAHAM	9.5
2012	JOHN ABRAHAM	10.0
2013	OSI UMEYIORA	7.5
2014	KROY BIERMANN	4.5
2015	VIC BEASLEY JR.	4.0
2016	VIC BEASLEY JR.	15.5
2017	ADRIAN CLAYBORN	9.5
2018	TAKKARIST MCKINLEY	7.0
2019	VIC BEASLEY JR.	8.0
2020	DEION JONES	4.0
2021	DANTE FOWLER	4.5

# YEARLY LEADERS

## TACKLES

YEAR	PLAYER	TACKLES
2022	RASHAAN EVANS	159
2023	JESSIE BATES III	132

## SACKS

YEAR	PLAYER	TACKLES
2022	GRADY JARRETT	6.0
2023	CALAIS CAMPBELL/BUD DUPREE	6.5

# YEARLY LEADERS

## ALL PURPOSE YARDS

YEAR	PLAYER	RUSH	REC	PT RET	KD RET	INT RET	TOTAL
1966	RON SMITH	0	0	80	1,013	0	1,093
1967	RON SMITH	42	227	92	976	0	1,337
1968	JIM BUTLER	365	127	0	799	0	1,291
1969	JIM BUTLER	655	297	0	405	0	1,357
1970	JIM BUTLER	636	151	0	284	0	1,071
1971	WILLIE BELTON	237	22	163	706	0	1,128
1972	DAVE HAMPTON	995	244	0	535	0	1,774
1973	DAVE HAMPTON	997	273	0	258	0	1,528
1974	GERALD TINKER	5	12	195	704	0	916
1975	DAVE HAMPTON	1,002	195	0	0	0	1,197
1976	ROLLAND LAWRENCE	0	0	372	521	0	893
1977	HASKEL STANBACK	873	261	0	0	0	1,134
1978	BUBBA BEAN	707	209	0	0	0	916
1979	WILLIAM ANDREWS	1,023	309	0	0	0	1,332
1980	WILLIAM ANDREWS	1,308	456	0	0	0	1,764
1981	WILLIAM ANDREWS	1,301	736	0	0	0	2,037
1982	WILLIAM ANDREWS	573	503	0	0	0	1,076
1983	WILLIAM ANDREWS	1,567	609	0	0	0	2,176
1984	GERALD RIGGS	1,486	277	0	0	0	1,763
1985	GERALD RIGGS	1,719	267	0	0	0	1,986
1986	GERALD RIGGS	1,327	136	0	0	0	1,463
1987	GERALD RIGGS	875	199	0	0	0	1,074
1988	JOHN SETTLE	1,024	570	0	0	0	1,594
1989	DEION SANDERS	0	8	307	725	52	1,076
1990	DEION SANDERS	0	0	250	851	153	1,254
1991	MICHAEL HAYNES	0	1,122	0	0	0	1,122
1992	DEION SANDERS	4	45	41	1,067	0	1,149
1993	ERRIC PEGRAM	1,185	302	0	63	0	1,550
1994	TERANCE MATHIS	0	1,342	0	0	0	1,342
1995	ERIC METCALF	133	1,189	383	278	0	1,983
1996	ERIC METCALF	8	599	296	1,034	0	1,937
1997	BYRON HANSPARD	335	53	0	987	0	1,375
1998	JAMAL ANDERSON	1,846	319	0	0	0	2,165
1999	TIM DWIGHT	28	669	220	944	0	1,861
2000	JAMAL ANDERSON	1,024	382	0	0	0	1,406
2001	DARRICK VAUGHN	0	0	0	1,491	0	1,491
2002	ALLEN ROSSUM	0	0	288	1,164	0	1,452
2003	ALLEN ROSSUM	0	0	545	1,291	0	1,836
2004	ALLEN ROSSUM	0	0	457	1,250	0	1,707
2005	WARRICK DUNN	1,416	220	0	0	0	1,636
2006	WARRICK DUNN	1,140	170	0	0	0	1,310
2007	JERIOUS NORWOOD	613	277	0	1,317	0	2,207
2008	JERIOUS NORWOOD	489	338	0	1,311	0	2,138
2009	ERIC WEEMS	53	50	270	1,214	0	1,587
2010	MICHAEL TURNER	1,371	85	0	0	0	1,456
2011	MICHAEL TURNER	1,340	168	0	0	0	1,508
2012	JACQUIZZ RODGERS	362	402	0	592	0	1,356
2013	JACQUIZZ RODGERS	332	341	0	575	0	1,248
2014	DEVIN HESTER	36	504	240	1,128	0	1,908
2015	JULIO JONES	0	1,871	0	0	0	1,871
2016	DEVONTA FREEMAN	1,079	462	0	0	0	1,541
2017	JULIO JONES	15	1,444	0	0	0	1,459
2018	JULIO JONES	12	1,677	0	0	0	1,689
2019	JULIO JONES	-3	1,394	0	0	0	1,391
2020	CALVIN RIDLEY	1	1,374	0	0	0	1,375
2021	CORDARRELLE PATTERSON	618	548	0	434	0	1,600

# YEARLY LEADERS

## ALL PURPOSE YARDS

YEAR	PLAYER	RUSH	REC	PT RET	KD RET	INT RET	TOTAL
2022	TYLER ALLGEIER	1,035	139	0	0	0	1,174
2023	BIJAN ROBINSON	976	487	0	0	0	1,471



# OFFENSIVE & DEFENSIVE RANKINGS

## OFFENSE

BY YARDS 1970-2023 (NFL RANK)

YEAR	TOTAL	RUSH	PASS
2023	334.3 (17)	127.0 (9)	207.3 (22)
2022	318.6 (24)	159.9 (3)	158.8 (31)
2021	303.8 (28)	85.4 (31)	218.4 (16)
2020	368.4 (18)	95.8 (27)	272.7 (5)
2019	379.7 (5)	85.1 (30)	294.6 (3)
2018	389.1 (6)	98.3 (27)	290.8 (4)
2017	364.8 (8)	115.4 (13)	249.4 (8)
2016	415.8 (2)	120.5 (5)	295.3 (3)
2015	374.1 (7)	100.4 (19)	273.7 (6)
2014	378.2 (8)	93.6 (24)	284.6 (5)
2013	343.1 (14)	77.9 (32)	265.2 (7)
2012	369.1 (8)	87.3 (29)	281.8 (6)
2011	376.6 (10)	114.6 (17)	262.0 (8)
2010	341.1 (16)	118.2 (12)	222.9 (15)
2009	340.4 (16)	117.3 (15)	223.2 (14)
2008	361.2 (6)	152.7 (2)	208.5 (14)
2007	301.0 (23)	95.0 (26)	206.0 (18)
2006	331.9 (12)	183.7 (1)	148.2 (32)
2005	326.6 (12)	159.1 (1)	167.4 (27)
2004	317.8 (20)	167.0 (1)	150.8 (30)
2003	272.3 (29)	121.8 (14)	150.5 (31)
2002	345.9 (14)	148.0 (4)	197.9 (23)
2001	316.9 (15)	110.8 (16)	206.1 (17)
2000	249.6 (30)	75.9 (28)	173.8 (24)
1999	283.9 (27)	74.8 (30)	209.1 (17)
1998	342.9 (7)	131.3 (6)	211.6 (11)
1997	294.8 (23)	102.7 (19)	192.1 (22)
1996	319.8 (17)	91.3 (27)	228.4 (9)
1995	348.7 (10)	87.1 (27)	261.6 (6)
1994	335.1 (7)	78.1 (28)	257.0 (5)
1993	319.4 (11)	99.4 (23)	220.0 (6)
1992	306.4 (10)	79.4 (27)	227.1 (4)
1991	319.6 (8)	104.0 (16)	215.6 (6)
1990	315.9 (10)	99.6 (21)	216.3 (6)
1989	291.8 (24)	72.2 (28)	219.6 (9)
1988	286.4 (25)	126.0 (14)	160.4 (25)
1987	271.1 (28)	86.5 (28)	184.5 (22)
1986	319.1 (17)	157.8 (3)	161.4 (25)
1985	310.0 (20)	154.1 (3)	155.9 (27)
1984	315.3 (19)	124.6 (15)	190.6 (20)
1983	351.8 (8)	139.0 (11)	212.8 (11)
1982	329.2 (9)	131.2 (9)	198.0 (18)
1981	354.0 (7)	122.8 (18)	231.2 (5)
1980	353.1 (3)	150.3 (5)	202.8 (9)
1979	308.1 (17)	137.5 (16)	170.6 (15)
1978	253.9 (26)	103.8 (27)	150.1 (16)
1977	231.9 (25)	135.0 (17)	96.9 (27)
1976	221.6 (27)	120.6 (25)	101.0 (28)
1975	275.8 (20)	128.1 (19)	147.6 (19)
1974	200.0 (26)	106.6 (21)	93.4 (26)
1973	288.4 (15)	145.5 (10)	142.9 (12)
1972	286.5 (16)	149.4 (9)	137.1 (20)
1971	282.8 (15)	121.6 (16)	161.1 (11)
1970	245.1 (23)	114.3 (15)	130.8 (23)

## DEFENSE

BY YARDS 1970-2023 (NFL RANK)

YEAR	TOTAL	RUSH	PASS
2023	321.1 (11)	118.2 (20)	202.9 (8)
2022	362.1 (27)	130.2 (23)	231.9 (25)
2021	364.4 (25)	131.9 (26)	232.5 (18)
2020	398.4 (29)	104.8 (6)	293.6 (32)
2019	355.8 (20)	110.9 (15)	244.9 (11)
2018	384.5 (28)	124.9 (25)	259.6 (27)
2017	318.4 (9)	104.1 (9)	214.3 (12)
2016	371.2 (25)	104.5 (17)	266.7 (28)
2015	347.6 (16)	105.0 (14)	242.6 (15)
2014	378.2 (8)	93.6 (24)	284.6 (8)
2013	343.1 (14)	77.9 (32)	265.2 (7)
2012	369.1 (8)	87.3 (29)	281.8 (6)
2011	376.6 (10)	114.6 (17)	262.0 (8)
2010	341.1 (16)	118.2 (12)	222.9 (15)
2009	340.4 (16)	117.3 (15)	223.2 (14)
2008	361.2 (6)	152.7 (2)	208.5 (14)
2007	301.0 (23)	95.0 (26)	206.0 (18)
2006	331.9 (12)	183.7 (1)	148.2 (32)
2005	326.6 (12)	159.1 (1)	167.4 (27)
2004	317.8 (20)	167.0 (1)	150.8 (30)
2003	272.3 (29)	121.8 (14)	150.5 (31)
2002	345.9 (14)	148.0 (4)	197.9 (23)
2001	316.9 (15)	110.8 (16)	206.1 (17)
2000	249.6 (30)	75.9 (28)	173.8 (24)
1999	283.9 (27)	74.8 (30)	209.1 (17)
1998	342.9 (7)	131.3 (6)	211.6 (11)
1997	294.8 (23)	102.7 (19)	192.1 (22)
1996	319.8 (17)	91.3 (27)	228.4 (9)
1995	348.7 (10)	87.1 (27)	261.6 (6)
1994	335.1 (7)	78.1 (28)	257.0 (5)
1993	319.4 (11)	99.4 (23)	220.0 (6)
1992	306.4 (10)	79.4 (27)	227.1 (4)
1991	319.6 (8)	104.0 (16)	215.6 (6)
1990	315.9 (10)	99.6 (21)	216.3 (6)
1989	291.8 (24)	72.2 (28)	219.6 (9)
1988	286.4 (25)	126.0 (14)	160.4 (25)
1987	271.1 (28)	86.5 (28)	184.5 (22)
1986	319.1 (17)	157.8 (3)	161.4 (25)
1985	310.0 (20)	154.1 (3)	155.9 (27)
1984	315.3 (19)	124.6 (15)	190.6 (20)
1983	351.8 (8)	139.0 (11)	212.8 (11)
1982	329.2 (9)	131.2 (9)	198.0 (18)
1981	354.0 (7)	122.8 (18)	231.2 (5)
1980	353.1 (3)	150.3 (5)	202.8 (9)
1979	308.1 (17)	137.5 (16)	170.6 (15)
1978	253.9 (26)	103.8 (27)	150.1 (16)
1977	231.9 (25)	135.0 (17)	96.9 (27)
1976	221.6 (27)	120.6 (25)	101.0 (28)
1975	275.8 (20)	128.1 (19)	147.6 (19)
1974	200.0 (26)	106.6 (21)	93.4 (26)
1973	288.4 (15)	145.5 (10)	142.9 (12)
1972	286.5 (16)	149.4 (9)	137.1 (20)
1971	282.8 (15)	121.6 (16)	161.1 (11)
1970	245.1 (23)	114.3 (15)	130.8 (23)

# ALL-TIME STARTING QUARTERBACKS

## YEAR-BY-YEAR RESULTS

1966	Randy Johnson . . . . .	3-8		Billy Joe Tolliver . . . . .	2-3
	Dennis Claridge . . . . .	0-3		Wade Wilson . . . . .	1-2
1967	Randy Johnson . . . . .	1-10-1	1993	Bobby Hebert . . . . .	5-9
	Steve Sloan . . . . .	0-1		Chris Miller . . . . .	0-1
	Terry Nofsinger . . . . .	0-1		Billy Joe Tolliver . . . . .	1-0
1968	Randy Johnson . . . . .	1-6	1994	Jeff George . . . . .	7-9
	Bob Berry . . . . .	1-6	1995	Jeff George . . . . .	9-7
1969	Bob Berry . . . . .	4-3	1996	Bobby Hebert . . . . .	3-10
	Randy Johnson . . . . .	2-3		Jeff George . . . . .	0-3
	Bruce Lemmerman . . . . .	0-2	1997	Chris Chandler . . . . .	7-7
1970	Bob Berry . . . . .	3-7-2		Billy Joe Tolliver . . . . .	0-1
	Randy Johnson . . . . .	1-1		Tony Graziani . . . . .	0-1
1971	Bob Berry . . . . .	4-6-1	1998	Chris Chandler . . . . .	13-1
	Dick Shiner . . . . .	3-0		Steve DeBerg . . . . .	0-1
1972	Bob Berry . . . . .	7-7		Tony Graziani . . . . .	1-0
1973	Bob Lee . . . . .	8-2	1999	Chris Chandler . . . . .	4-8
	Dick Shiner . . . . .	1-3		Tony Graziani . . . . .	1-2
1974	Bob Lee . . . . .	2-6		Danny Kanell . . . . .	0-1
	Pat Sullivan . . . . .	0-4	2000	Chris Chandler . . . . .	4-9
	Kim McQuilken . . . . .	1-1		Doug Johnson . . . . .	0-2
1975	Steve Bartkowski . . . . .	4-7		Danny Kanell . . . . .	0-1
	Kim McQuilken . . . . .	0-2	2001	Chris Chandler . . . . .	6-8
	Pat Sullivan . . . . .	0-1		Michael Vick . . . . .	1-1
1976	Steve Bartkowski . . . . .	1-4	2002	Michael Vick . . . . .	8-6-1
	Kim McQuilken . . . . .	1-2		Doug Johnson . . . . .	1-0
	Scott Hunter . . . . .	2-4	2003	Doug Johnson . . . . .	1-7
1977	Scott Hunter . . . . .	4-3		Kurt Kittner . . . . .	1-3
	Steve Bartkowski . . . . .	3-4		Michael Vick . . . . .	3-1
1978	Steve Bartkowski . . . . .	8-5	2004	Michael Vick . . . . .	10-5
	June Jones . . . . .	1-2		Matt Schaub . . . . .	0-1
1979	Steve Bartkowski . . . . .	6-8	2005	Michael Vick . . . . .	8-7
	June Jones . . . . .	0-2		Matt Schaub . . . . .	0-1
1980	Steve Bartkowski . . . . .	12-4	2006	Michael Vick . . . . .	7-9
1981	Steve Bartkowski . . . . .	7-9	2007	Joey Harrington . . . . .	3-7
1982	Steve Bartkowski . . . . .	5-4		Chris Redman . . . . .	1-3
1983	Steve Bartkowski . . . . .	6-8		Byron Leftwich . . . . .	0-2
	Mike Moroski . . . . .	1-1	2008	Matt Ryan . . . . .	11-5
1984	Steve Bartkowski . . . . .	3-8	2009	Matt Ryan . . . . .	9-5
	Mike Moroski . . . . .	1-4		Chris Redman . . . . .	0-2
1985	Steve Bartkowski . . . . .	0-5	2010	Matt Ryan . . . . .	13-3
	Dave Archer . . . . .	4-7	2011	Matt Ryan . . . . .	10-6
1986	Dave Archer . . . . .	5-4-1	2012	Matt Ryan . . . . .	13-3
	Turk Schonert . . . . .	2-3	2013	Matt Ryan . . . . .	4-12
1987	Dave Archer . . . . .	0-1	2014	Matt Ryan . . . . .	6-10
	Scott Campbell . . . . .	2-7	2015	Matt Ryan . . . . .	8-8
	Erik Kramer . . . . .	1-2	2016	Matt Ryan . . . . .	11-5
	Chris Miller . . . . .	0-2	2017	Matt Ryan . . . . .	10-6
1988	Chris Miller . . . . .	5-8	2018	Matt Ryan . . . . .	7-9
	Steve Dils . . . . .	0-3	2019	Matt Ryan . . . . .	7-8
1989	Chris Miller . . . . .	3-12		Matt Schaub . . . . .	0-1
	Hugh Millen . . . . .	0-1	2020	Matt Ryan . . . . .	4-12
1990	Chris Miller . . . . .	3-9	2021	Matt Ryan . . . . .	7-10
	Scott Campbell . . . . .	0-2	2022	Marcus Mariota . . . . .	5-8
	Hugh Millen . . . . .	2-0		Desmond Ridder . . . . .	2-2
1991	Chris Miller . . . . .	9-5	2023	Desmond Ridder . . . . .	6-7
	Billy Joe Tolliver . . . . .	1-1		Taylor Heinicke . . . . .	1-3
1992	Chris Miller . . . . .	3-5			

# PRESEASON RESULTS

## 1966 [1-4]

Philadelphia at Atlanta (20,072) .....	7-9
Atlanta at St. Louis (34,303) .....	10-20
NY Giants at Atlanta (Nashville - 20,945) .....	7-14
Cleveland at Atlanta (48,548) .....	3-42
San Francisco vs. Atlanta (Columbia - 21,780) .....	24-17

## 1967 [2-2-1]

Atlanta at NY Giants (Ithaca - 20,000) .....	10-10
Atlanta at Miami (50,822) .....	27-17
Cleveland at Atlanta (52,240) .....	34-31
Atlanta vs. Minnesota (Cleveland - 84,236) .....	3-16
Atlanta at New Orleans (67,486) .....	14-27

## 1968 [1-4]

Atlanta vs. Washington (Tampa - 42,180) .....	14-16
Atlanta vs. NY Giants (Nashville - 14,555) .....	13-17
Atlanta vs. NY Jets (Birmingham - 27,406) .....	12-27
NO at Atlanta (49,832) .....	16-10
Atlanta at Miami (36,122) .....	13-19

## 1969 [2-4]

Philadelphia vs. Atlanta (Portland - 21,625) .....	13-7
Atlanta at Boston (24,084) .....	34-16
Washington at Atlanta (56,990) .....	7-24
Atlanta at New Orleans (69,898) .....	17-21
Atlanta at Kansas City (37,273) .....	10-14
Atlanta vs. G.B. (Canton - 17,411) .....	24-38

## 1970 [4-1]

NY Jets vs. Atlanta (Winston-Salem - 19,700) .....	33-7
Atlanta at Washington (35,186) .....	13-21
Kansas City at Atlanta (56,990) .....	22-17
Atlanta at Buffalo (30,869) .....	10-7
Atlanta at Miami (50,259) .....	20-17

## 1971 [3-2]

Atlanta at Kansas City (37,403) .....	10-12
Denver vs. Atlanta (Memphis - 22,474) .....	27-10
Buffalo at Atlanta (53,090) .....	35-24
Atlanta at New England (48,631) .....	45-35
Atlanta at San Diego (32,555) .....	14-21

## 1972 [1-4]

Atlanta at San Diego (41,404) .....	7-30
Pittsburgh at Atlanta (53,288) .....	17-31
Atlanta at Miami (75,372) .....	10-24

New York Jets at Atlanta (37,806) .....	3-9
Atlanta at Cincinnati (55,804) .....	44-14

## 1973 [2-3]

Atlanta vs. Baltimore (57,122) .....	10-34
Atlanta vs. New England (56,238) .....	10-27
Atlanta vs. Cleveland (Knoxville - 40,831) .....	20-17
Atlanta vs. Cincinnati (55,863) .....	31-20
Atlanta at Pittsburgh (50,350) .....	0-19

## 1974 [4-2]

Atlanta at Philadelphia (15,379) .....	23-7
Atlanta at Oakland (Berkeley - 34,319) .....	16-28
Atlanta vs. Cincinnati (Grant Field 44,127) .....	13-7
Atlanta at Houston (27,116) .....	10-6
Atlanta vs. Baltimore (50,085) .....	7-23
Atlanta at Denver (43,253) .....	20-14

## 1975 [3-3]

Atlanta at Washington (18,444) .....	16-14
Atlanta vs. Baltimore (Lincoln, Neb - 43,097) .....	3-10
Atlanta vs. Oakland (39,878) .....	22-7
Atlanta vs. N.Y. Jets (34,387) .....	16-13
Atlanta vs. Buffalo (Tampa, Fla. - 41,212) .....	14-16
Atlanta vs. Philadelphia (28,675) .....	14-17

## 1976 [3-3]

Atlanta vs. Washington (38,808) .....	10-17
Atlanta vs. Cleveland (Stillwater, Okla - 24,227) .....	7-31
Atlanta at Tampa Bay (Jacksonville, Fla. - 11,342) .....	3-17
Atlanta vs. New England (23,495) .....	17-28
Atlanta vs. Baltimore (24,986) .....	21-7
Atlanta at Green Bay (Milw - 54,989) .....	26-7

## 1977 [3-3]

Atlanta at St. Louis (24,667) .....	3-0
Atlanta vs. N.Y. Jets (28,954) .....	2-17
Atlanta vs. Denver (21,239) .....	2-10
Atlantavs. Tampa Bay (Orlando - 31,123) .....	30-21
Atlanta at Kansas City (22,748) .....	24-16
Atlanta at New England (41,346) .....	10-29

## 1978 [2-2]

Atlanta at NY Jets (31,480) .....	20-17
Atlanta at Pittsburgh (46,444) .....	7-13
Atlanta vs. Philadelphia (51,306) .....	7-24
Atlanta at Washington (29,487) .....	10-7

# PRESEASON RESULTS

## 1979 [0-4]

Atlanta vs. New England (53,228) . . . . .	14-37
Atlanta at St. Louis (39,705) . . . . .	17-42
Atlanta vs. Washington (52,478) . . . . .	6-16
Atlanta at Green Bay (55,416) . . . . .	35-45

## 1980 [1-3]

Atlanta at Seattle (59,555) . . . . .	10-14
Atlanta vs. Pittsburgh (55,695) . . . . .	14-17
Atlanta at San Diego (47,184) . . . . .	9-17
Atlanta vs. Baltimore (42,983) . . . . .	51-35

## 1981 [2-3]

Atlanta vs. Cleveland (Canton, Ohio - 23,921) . . . . .	10-24
Atlanta at Oakland (42,697) . . . . .	16-17
Atlanta vs. NY Jets (51,163) . . . . .	21-20
Atlanta at Minnesota (42,908) . . . . .	19-20
Atlanta vs. Tampa Bay (53,688) . . . . .	27-7

## 1982 [2-2]

Atlanta vs. Minnesota (49,831) . . . . .	20-17
Atlanta at Baltimore (Phoenix - 56,748) . . . . .	3-34
Atlanta vs. Philadelphia (51,175) . . . . .	24-21
Atlanta at Tampa Bay (62,933) . . . . .	0-34

## 1983 [2-2]

Atlanta vs. Washington (46,052) . . . . .	13-10
Atlanta at Denver (73,199) . . . . .	10-21
Atlanta at Tampa Bay (57,237) . . . . .	6-17
Atlanta vs. Baltimore (37,420) . . . . .	10-7

## 1984 [1-3]

Atlanta at Minnesota (51,693) . . . . .	6-37
Atlanta at New Orleans (58,502) . . . . .	21-31
Atlanta vs. Tampa Bay (29,610) . . . . .	52-21
Atlanta vs. Denver (30,988) . . . . .	13-24

## 1985 [2-2]

Atlanta vs. Washington (30,574) . . . . .	14-17
Atlanta at Tampa Bay (34,040) . . . . .	23-17
Atlanta at Green Bay (Milw - 49,703) . . . . .	24-28
Atlanta vs. Miami (32,768) . . . . .	19-17

## 1986 [2-2]

Atlanta vs. NY Giants (25,445) . . . . .	31-24
Atlanta at Tampa Bay (28,797) . . . . .	20-17

Atlanta vs. Cleveland (33,637) . . . . .	21-27
Atlanta at Washington (52,619) . . . . .	21-29

## 1987 [1-3]

Atlanta vs. Buffalo (31,166) . . . . .	19-14
Atlanta at Kansas City (39,164) . . . . .	10-13
Atlanta vs. Cleveland (35,960) . . . . .	3-23
Atlanta vs. New England (Jacksonville - 59,129) . . . . .	13-14

## 1988 [2-2]

Atlanta at New England (32,949) . . . . .	34-30
Atlanta vs. Kansas City (23,369) . . . . .	13-27
Atlanta vs. Tampa Bay (18,141) . . . . .	19-14
Atlanta at Washington (Birmingham - 51,400) . . . . .	17-34

## 1989 [1-3]

Atlanta at Philadelphia (40,145) . . . . .	17-23
Atlanta at Tampa Bay (28,330) . . . . .	0-27
Atlanta vs. New England (21,118) . . . . .	7-23
Atlanta at Buffalo (Jacksonville- 41,813) . . . . .	36-17

## 1990 [4-0]

Atlanta at Washington (Chapel Hill, N.C. - 52,036) . . . . .	31-27
Atlanta vs. Cincinnati (43,472) . . . . .	34-17
Atlanta at Green Bay (Milwaukee 51,069) . . . . .	17-14
Atlanta at New England (24,106) . . . . .	45-14

## 1991 [2-2]

Atlanta vs. L.A. Rams (Jacksonville 66,531) . . . . .	38-17
Atlanta at Houston (52,140) . . . . .	36-7
Atlanta vs. Tampa Bay (41,983) . . . . .	7-12
Atlanta at Dallas (53,689) OT . . . . .	17-20

## 1992 [1-3]

Atlanta at Cleveland (59,566) . . . . .	0-7
Atlanta at Tampa Bay (37,000) . . . . .	28-40
Atlanta vs. Philadelphia (66,834) . . . . .	20-10
Atlanta vs. Buffalo (62,565) . . . . .	21-27

## 1993 [1-3]

Atlanta vs. Miami (51,798) . . . . .	27-28
Atlanta vs. Tampa Bay (49,108) . . . . .	20-10
Atlanta at Philadelphia (54,425) . . . . .	20-37
Atlanta at Buffalo (51,232) . . . . .	16-17

# PRESEASON RESULTS

## 1994 [3-2]

Atlanta at S.D. (23,185) . . . . .	21-17
<i>(HOF Game, Canton, Ohio)</i>	
Atlanta at Denver (72,231) . . . . .	16-37
Atlanta vs. Buffalo (46,595) . . . . .	27-7
Atlanta at Cleveland (51,602) . . . . .	7-28
Atlanta vs. Philadelphia (40,780) . . . . .	20-12

## 1995 [2-2]

Atlanta at Philadelphia (43,678) . . . . .	17-25
Atlanta vs. Miami (42,579) . . . . .	37-0
Atlanta vs. Cleveland (41,813) . . . . .	19-10
Atlanta at Buffalo (41,765) . . . . .	14-20

## 1996 [2-2]

Atlanta at Seattle (30,284) . . . . .	17-19
Atlanta at Tampa Bay (32,855) . . . . .	0-16
Atlanta vs. Oakland (30,553) . . . . .	27-6
Atlanta vs. Arizona (29,306) . . . . .	31-30

## 1997 [1-3]

Atlanta at Detroit (40,425) . . . . .	17-20
Atlanta vs. Tampa Bay (34,219) . . . . .	17-12
Atlanta vs. Washington (37,984) . . . . .	31-35
Atlanta at Jacksonville (67,743) . . . . .	17-26

## 1998 [2-2]

Atlanta vs. Detroit (47,653) . . . . .	35-31
Atlanta vs. Baltimore (44,843) . . . . .	6-19
Atlanta at Tennessee (65,729) . . . . .	3-17
Atlanta at Cincinnati (39,651) . . . . .	28-16

## 1999 [2-2]

Atlanta vs. Detroit (47,653) . . . . .	35-31
Atlanta vs. Baltimore (44,843) . . . . .	6-19
Atlanta at Tennessee (65,729) . . . . .	3-17
Atlanta at Cincinnati (39,651) . . . . .	28-16

## 2000 [4-1]

Atlanta at Indianapolis (47,985) . . . . .	20-13
Atlanta at Dallas (42,178) . . . . .	20-9
<i>(American Bowl, Tokyo Japan)</i>	
Atlanta vs. Cincinnati (38,346) . . . . .	31-16
Atlanta vs. San Diego (38,384) . . . . .	14-28
Atlanta at Jacksonville (55,946) . . . . .	31-20

## 2001 [3-1]

Atlanta vs. Pittsburgh (44,275) . . . . .	16-17
Atlanta at NY Jets (76,658) . . . . .	20-10
Atlanta at Washington (67,211) . . . . .	27-6
Atlanta vs. Tampa Bay (44,162) . . . . .	36-7

## 2002 [4-0]

Atlanta vs. Jacksonville (43,264) . . . . .	23-13
Atlanta vs. NY Giants (67,204) . . . . .	36-24
Atlanta at Dallas (62,942) . . . . .	21-19
Atlanta at Cincinnati (40,530) . . . . .	27-14

## 2003 [0-4]

Atlanta vs. Green Bay (68,818) . . . . .	21-27
Atlanta vs. Baltimore (68,237) . . . . .	10-13
Atlanta at Miami (59,093) . . . . .	21-30
Atlanta at Cleveland (69,618) . . . . .	9-20

## 2004 [2-2]

Atlanta at Baltimore (69,299) . . . . .	0-24
Atlanta vs. Minnesota (70,623) . . . . .	27-24
Atlanta vs. Cincinnati (70,331) . . . . .	37-10
Atlanta at Washington (72,892) . . . . .	0-27

## 2005 [4-1]

Atlanta at Indianapolis (Tokyo, Japan, 45,203) . . . . .	27-21
Atlanta vs. Baltimore (67,123) . . . . .	16-3
Atlanta vs. Tennessee (69,327) . . . . .	21-24
Atlanta at Jacksonville (60,596) . . . . .	23-7
Atlanta at Miami (71,616) . . . . .	20-17

## 2006 [2-2]

Atlanta vs. New England (69,283) . . . . .	26-23
Atlanta at Green Bay (69,845) . . . . .	10-38
Atlanta at Tennessee (69,143) . . . . .	20-6
Atlanta vs. Jacksonville (70,616) . . . . .	17-20

## 2007 [3-1]

Atlanta at NY Jets (75,767) . . . . .	16-31
Atlanta at Buffalo (50,577) . . . . .	13-10
Atlanta vs. Cincinnati (65,525) . . . . .	24-19
Atlanta vs. Baltimore (71,377) . . . . .	13-10

# PRESEASON RESULTS

## 2008 [2-2]

Atlanta at Jacksonville (63,194) . . . . .	17-20
Atlanta vs. Indianapolis (59,693) . . . . .	9-16
Atlanta vs. Tennessee (47,318) . . . . .	17-3
Atlanta at Baltimore (70,149) . . . . .	10-9

## 2009 [2-2]

Atlanta at Detroit (34,785) . . . . .	26-27
Atlanta at St. Louis (46,958) . . . . .	20-13
Atlanta vs. San Diego (66,718) . . . . .	27-24
Atlanta vs. Baltimore (66,610) . . . . .	3-20

## 2010 [2-2]

Atlanta vs. Kansas City (65,726) . . . . .	20-10
Atlanta vs. New England (66,783) . . . . .	10-28
Atlanta at Miami (59,144) . . . . .	16-6
Atlanta at Jacksonville (61,802) . . . . .	9-13

## 2011 [0-4]

Atlanta vs. Miami (67,038) . . . . .	23-28
Atlanta at Jacksonville (60,815) . . . . .	13-15
Atlanta at Pittsburgh (56,754) . . . . .	16-34
Atlanta vs. Baltimore (67,216) . . . . .	7-21

## 2012 [1-3]

Atlanta vs. Baltimore (68,449) . . . . .	17-31
Atlanta vs. Cincinnati (68,541) . . . . .	19-24
Atlanta at Miami (41,550) . . . . .	23-6
Atlanta at Jacksonville (62,362) . . . . .	14-24

## 2013 [0-4]

Atlanta vs. Cincinnati (69,076) . . . . .	10-34
Atlanta at Baltimore (70,527) . . . . .	23-27
Atlanta at Tennessee (69,143) . . . . .	16-27
Atlanta vs. Jacksonville (69,555) . . . . .	16-20

## 2014 [2-2]

Atlanta vs. Miami (68,540) . . . . .	16-10
Atlanta at Houston (71,644) . . . . .	7-32
Atlanta vs. Tennessee (68,957) . . . . .	17-24
Atlanta at Jacksonville (59,031) . . . . .	24-14

## 2015 [2-2]

Atlanta vs. Tennessee (67,326) . . . . .	31-24
Atlanta at NY Jets (78,160) . . . . .	22-30
Atlanta at Miami (60,661) . . . . .	9-13
Atlanta vs. Baltimore (67,393) . . . . .	20-19

## 2016 [3-1]

Atlanta vs. Washington (65,340) . . . . .	23-17
Atlanta at Cleveland (58,327) . . . . .	24-13
Atlanta at Miami (Orlando) (45,974) . . . . .	6-17
Atlanta vs. Jacksonville (67,385) . . . . .	17-15

## 2017 [0-4]

Atlanta at Miami (64,271) . . . . .	20-23
Atlanta at Pittsburgh (48,809) . . . . .	13-17
Atlanta vs. Arizona (70,237) . . . . .	14-24
Atlanta vs. Jacksonville (69,472) . . . . .	7-13

## 2018 [0-4]

Atlanta at New York Jets . . . . .	0-17
Atlanta vs. Kansas City . . . . .	14-28
Atlanta at Jacksonville Jaguars . . . . .	6-17
Atlanta vs. Miami Dolphins . . . . .	7-34

## 2019 [1-4]

Atlanta vs. Denver Broncos (HOF Game) . . . . .	L 14-10
Atlanta at Miami Dolphins . . . . .	L 34-27
Atlanta vs. New York Jets . . . . .	L 22-10
Atlanta vs. Washington Redskins . . . . .	L 19-7
Atlanta at Jacksonville Jaguars . . . . .	W 31-12

## 2020 [CANCELED]

Atlanta vs. Miami Dolphins . . . . .	N/A
Atlanta at Buffalo Bills . . . . .	N/A
Atlanta vs. Cincinnati Bengals . . . . .	N/A
Atlanta at Jacksonville Jaguars . . . . .	N/A

## 2021 [0-3]

Atlanta vs. Tennessee Titans . . . . .	L 23-3
Atlanta at Miami Dolphins . . . . .	L 37-17
Atlanta vs. Cleveland Browns . . . . .	L 19-10

## 2022 [2-1]

Atlanta at Detroit Lions . . . . .	W, 27-23
Atlanta at New York Jets . . . . .	L, 24-16
Atlanta vs. Jacksonville Jaguars . . . . .	W, 28-12

## 2023 [1-1-1]

Atlanta at Miami Dolphins . . . . .	W, 19-3
Atlanta vs. Cincinnati Bengals . . . . .	T, 13-13
Atlanta vs. Pittsburgh Steelers . . . . .	L, 0-24

# ALL-TIME RESULTS

## ATLANTA VS. ARIZONA

Cardinals lead, 17-16; Cardinals lead postseason, 1-0  
 REGULAR SEASON POINTS: Cardinals 780, Falcons 711  
 Postseason Points: Cardinals 30, Falcons 24

1966	Falcons	16-10 (A)
1968	Cardinals	17-12 (StL)
1971	Cardinals	26-9 (A)
1973	Cardinals	32-10 (A)
1975	Cardinals	23-20 (StL)
1978	Cardinals	42-21 (StL)
1980	Falcons	33-27 (StL) (OT)
1981	Falcons	41-20 (A)
1982	Cardinals	23-20 (A)
1986	Falcons	33-13 (A)
1987	Cardinals	34-21 (A)
1989	Cardinals	34-20 (Phx)
1990	Cardinals	24-13 (A)
1991	Cardinals	16-10 (Phx)
1992	Falcons	20-17 (A)
1993	Cardinals	27-10 (A)
1994	Falcons	10-6 (A)
1995	Cardinals	40-37 (Phx) (OT)
1997	Cardinals	29-26 (Phx)
1999	Falcons	37-14 (A)
2001	Falcons	34-14 (Phx)
2004	Falcons	6-3 (A)
2006	Falcons	32-10 (A)
2007	Cardinals	30-27 (Arz) (OT)
2008 *	Cardinals	30-24 (Arz)
2010	Falcons	41-7 (A)
2012	Falcons	23-19 (A)
2013	Cardinals	27-13 (Arz)
2014	Falcons	29-18 (A)
2016	Falcons	38-19 (A)
2018	Falcons	40-14 (A)
2019	Cardinals	34-33 (Arz)
2022	Falcons	20-19 (Atl)
2023	Cardinals	25-23 (Arz)

## ATLANTA VS. BALTIMORE

Baltimore lead series, 5-2  
 TOTAL POINTS: Ravens 153, Falcons 101

1999	Ravens	19-13 (A)(OT)
2002	Falcons	20-17 (A)
2006	Ravens	24-10 (B)
2010	Falcons	26-21 (A)
2014	Ravens	29-7 (B)
2018	Ravens	26-16 (A)
2022	Ravens	17-9 (B)

## ATLANTA VS. BUFFALO

Falcons lead series, 7-6  
 REGULAR SEASON POINTS: Bills 272, Falcons 282

1973	Bills	17-6 (A)
1977	Bills	3-0 (B)
1980	Falcons	30-14 (B)
1983	Falcons	31-14 (A)
1989	Falcons	30-28 (A)
1992	Bills	41-14 (B)
1995	Bills	23-17 (B)
2001	Falcons	33-30 (A)
2005	Falcons	24-21 (B)
2009	Falcons	31-3 (A)
2013	Falcons	34-31 (Tor) (OT)
2017	Bills	23-17 (A)
2021	Bills	29-15 (B)

## ATLANTA VS. CAROLINA

Falcons lead series, 36-22  
 REGULAR SEASON POINTS: Falcons 1,263, Panthers 1,124

1995	Falcons	23-20 (A)(OT)
	Panthers	21-17 (C)
1996	Panthers	29-6 (C)
	Falcons	20-17 (A)
1997	Panthers	9-6 (A)
	Panthers	21-12 (C)
1998	Falcons	19-14 (C)
	Falcons	51-23 (A)
1999	Falcons	27-20 (A)
	Panthers	34-28 (C)
2000	Falcons	15-10 (C)
	Falcons	13-12 (A)
2001	Falcons	24-16 (A)
	Falcons	10-7 (C)
2002	Falcons	30-0 (A)
	Falcons	41-0 (C)
2003	Panthers	23-3 (C)
	Falcons	20-14 (A) (OT)
2004	Falcons	27-10 (C)
	Falcons	34-31 (A) (OT)
2005	Panthers	24-6 (C)
	Panthers	44-11 (A)
2006	Falcons	20-6 (C)
	Panthers	10-3 (A)
2007	Panthers	27-20 (A)
	Falcons	20-13 (C)
2008	Panthers	24-9 (C)
	Falcons	45-28 (A)
2009	Falcons	28-20 (A)
	Panthers	28-19 (C)
2010	Falcons	31-10 (C)
	Falcons	31-10 (A)

# ALL-TIME RESULTS

2011	Falcons	31-17 (A)
	Falcons	31-23 (C)
2012	Falcons	30-28 (A)
	Panthers	30-20 (C)
2013	Panthers	34-10 (C)
	Panthers	21-20 (A)
2014	Falcons	19-17 (C)
	Panthers	34-3 (A)
2015	Panthers	38-0 (C)
	Falcons	20-13 (A)
2016	Falcons	48-33 (A)
	Falcons	33-16 (C)
2017	Panthers	20-17 (C)
	Falcons	22-10 (A)
2018	Falcons	31-24 (A)
	Falcons	24-10 (C)
2019	Falcons	29-3 (C)
	Falcons	40-20 (A)
2020	Panthers	23-16 (A)
	Falcons	25-17 (C)
2021	Panthers	19-13 (A)
	Falcons	29-21 (C)
2022	Falcons	37-34 OT (A)
	Panthers	25-15 (C)
2023	Falcons	24-10 (A)
	Panthers	9-7 (C)

## ATLANTA VS. CHICAGO

Bears lead series, 16-14

REGULAR SEASON POINTS: Bears 606, Falcons 540

1966	Bears	23-6 (C)
1967	Bears	23-14 (A)
1968	Falcons	16-13 (C)
1969	Falcons	48-31 (A)
1970	Bears	23-14 (A)
1972	Falcons	37-21 (C)
1973	Falcons	46-6 (A)
1974	Falcons	13-10 (A)
1976	Falcons	10-0 (C)
1977	Falcons	16-10 (C)
1978	Bears	13-7 (C)
1980	Falcons	28-17 (A)
1983	Falcons	20-17 (C)
1985	Bears	36-0 (C)
1986	Bears	13-10 (A)
1990	Bears	30-24 (C)
1992	Bears	41-31 (C)
1993	Bears	6-0 (C)
1998	Falcons	20-13 (A)
2001	Bears	31-3 (A)
2002	Bears	14-13 (A)
2005	Bears	16-3 (C)
2008	Falcons	22-20 (A)
2009	Falcons	21-14 (A)

2011	Bears	30-12 (C)
2014	Bears	27-13 (A)
2017	Falcons	23-17 (C)
2020	Bears	30-26 (A)
2022	Falcons	27-24 (A)
2023	Bears	37-17 (C)

## ATLANTA VS. CINCINNATI

Bengals lead series, 10-5

REGULAR SEASON POINTS: Bengals 382, Falcons 329

1971	Falcons	9-6 (C)
1975	Bengals	21-14 (A)
1978	Bengals	37-7 (C)
1981	Bengals	30-28 (A)
1984	Bengals	35-14 (C)
1987	Bengals	16-10 (A)
1990	Falcons	38-17 (A)
1993	Bengals	21-17 (C)
1996	Bengals	41-31 (C)
2002	Falcons	30-3 (A)
2006	Falcons	29-27 (C)
2010	Falcons	39-32 (A)
2014	Bengals	24-10 (C)
2018	Bengals	37-36 (A)
2022	Bengals	35-17 (C)

## ATLANTA VS. CLEVELAND

Browns lead series, 12-4

REGULAR SEASON POINTS: Browns 378, Falcons 254

1966	Browns	49-17 (A)
1968	Browns	30-7 (C)
1971	Falcons	31-14 (C)
1976	Browns	20-17 (A)
1978	Browns	24-16 (A)
1981	Browns	28-17 (C)
1984	Browns	23-7 (A)
1987	Browns	38-3 (C)
1990	Browns	13-10 (C)
1993	Falcons	17-14 (A)
2002	Browns	24-16 (C)
2006	Browns	17-13 (A)
2010	Falcons	20-10 (C)
2014	Browns	26-24 (A)
2018	Browns	28-16 (C)
2022	Falcons	23-20 (A)

## ATLANTA VS. DALLAS

Cowboys lead series, 17-11; Cowboys lead postseason, 2-0

REGULAR SEASON POINTS: Cowboys 702, Falcons 557

Postseason Points: Cowboys 57, Falcons 47



# ALL-TIME RESULTS

1966	Cowboys	47-14 (A)
1967	Cowboys	37-7 (D)
1969	Cowboys	24-17 (A)
1970	Cowboys	13-0 (D)
1974	Cowboys	24-0 (A)
1976	Falcons	17-10 (A)
1978 *	Cowboys	27-20 (D)
1980 *	Cowboys	30-27 (A)
1985	Cowboys	24-10 (D)
1986	Falcons	37-35 (D)
1987	Falcons	21-10 (D)
1988	Cowboys	26-20 (D)
1989	Falcons	27-21 (A)
1990	Falcons	26-7 (A)
1991	Cowboys	31-27 (D)
1992	Cowboys	41-17 (A)
1993	Falcons	27-14 (A)
1995	Cowboys	28-13 (A)
1996	Cowboys	32-28 (D)
1999	Cowboys	24-7 (D)
2001	Falcons	20-13 (A)
2003	Falcons	27-13 (D)
2006	Cowboys	38-28 (A)
2009	Cowboys	37-21 (D)
2012	Falcons	19-13 (A)
2015	Falcons	39-28 (D)
2017	Falcons	27-7 (A)
2018	Cowboys	22-19 (A)
2020	Cowboys	40-39 (D)
2021	Cowboys	43-3 (D)

## ATLANTA VS. DENVER

Broncos lead series, 8-7; Broncos lead postseason, 1-0  
 REGULAR SEASON POINTS: Broncos 405, Atlanta 369  
 Postseason Points: Broncos 34, Atlanta 19

1970	Broncos	24-10 (D)
1972	Falcons	23-20 (A)
1975	Falcons	35-21 (A)
1979	Broncos	20-17 (A) (OT)
1982	Falcons	34-27 (D)
1985	Broncos	44-28 (A)
1988	Broncos	30-14 (D)
1994	Broncos	32-28 (D)
1997	Broncos	29-21 (A)
1998 *	Broncos	34-19 (Mia)
2000	Broncos	42-14 (D)
2004	Falcons	41-28 (A)
2008	Broncos	24-20 (A)
2012	Falcons	27-21 (A)
2016	Falcons	23-16 (D)
2020	Falcons	34-27 (A)

\* Super Bowl XXXIII

## ATLANTA VS. DETROIT

Lions lead series 26-14  
 REGULAR SEASON POINTS: Lions 888, Falcons 822

1966	Lions	28-10 (D)
1967	Lions	24-3 (D)
1968	Lions	24-7 (A)
1969	Lions	27-21 (D)
1971	Lions	41-38 (D)
1972	Lions	26-23 (A)
1973	Lions	31-6 (D)
1975	Lions	17-14 (A)
1976	Lions	24-10 (D)
1977	Falcons	17-6 (A)
1978	Falcons	14-0 (A)
1979	Lions	24-23 (D)
1980	Falcons	43-28 (A)
1983	Falcons	30-14 (D)
1984	Lions	27-24 (A) (OT)
1985	Lions	28-27 (A)
1986	Falcons	20-6 (D)
1987	Lions	30-13 (A)
1988	Lions	31-17 (D)
1989	Lions	31-24 (A)
1990	Lions	21-14 (D)
1993	Lions	30-13 (D)
1994	Lions	31-28 (D) (OT)
1995	Falcons	34-22 (A)
1996	Lions	28-24 (D)
1997	Lions	28-17 (D)
1998	Falcons	24-17 (D)
2000	Lions	13-10 (D)
2002	Falcons	36-15 (A)
2004	Lions	17-10 (A)
2005	Falcons	27-7 (D)
2006	Lions	30-14 (D)
2008	Falcons	34-21 (A)
2011	Falcons	23-16 (D)
2012	Falcons	31-18 (D)
2014	Lions	22-21 (London)
2017	Falcons	30-26 (D)
2019	Lions	23-22 (A)
2021	Falcons	20-16 (A)
2023	Falcons	20-6 (D)

## ATLANTA VS. GREEN BAY

Green Bay leads series, 17-15; Postseason series tied, 2-2  
 REGULAR SEASON POINTS: Packers 803, Falcons 681  
 Postseason Points: Packers 113, Falcons 112

1966	Packers	56-3 (Mil)
1967	Packers	23-0 (Mil)

# ALL-TIME RESULTS

1968	Packers	38-7 (A)
1969	Packers	28-10 (GB)
1970	Packers	27-24 (GB)
1971	Falcons	28-21 (A)
1972	Falcons	10-9 (Mil)
1974	Falcons	10-3 (A)
1975	Packers	22-13 (GB)
1976	Packers	24-20 (A)
1979	Falcons	25-7 (A)
1981	Falcons	31-17 (GB)
1982	Packers	38-7 (A)
1983	Falcons	47-41 (A-OT)
1988	Falcons	20-0 (A)
1989	Packers	23-21 (Mil)
1991	Falcons	35-31 (A)
1992	Falcons	24-10 (A)
1994	Packers	21-17 (Mil)
1995 *	Packers	37-20 (GB)
2001	Falcons	23-20 (GB)
2002	Packers	37-34 (GB-OT)
2002 *	Falcons	27-7 (GB)
2005	Packers	33-25 (A)
2008	Falcons	27-24 (GB)
2010	Falcons	20-17 (A)
	Packers ^	48-21 (A)
2011	Packers	25-14 (A)
2013	Packers	22-21 (GB)
2014	Packers	43-37 (GB)
2016	Falcons	33-32 (A)
2016	Falcons **	44-21 (A)
2017	Falcons	34-23 (A)
2018	Packers	34-20 (GB)
2020	Packers	30-16 (GB)
2023	Falcons	25-24 (A)

\* NFC Wild Card | ^ NFC Divisional Round | \*\* NFC Championship

## ATLANTA VS. HOUSTON

Series is tied, 3-3

REGULAR SEASON POINTS: Falcons 150, Texans 143

2003	Texans	17-13 (H)
2007	Falcons	26-16 (A)
2011	Texans	17-10 (H)
2015	Falcons	48-21 (A)
2019	Texans	53-32 (H)
2023	Falcons	21-19 (A)

## ATLANTA VS. INDIANAPOLIS\*

Colts lead series, 15-3

REGULAR SEASON POINTS: Colts 469, Falcons 304

1966	Colts	19-7 (A)
1967	Colts	38-31 (B)

Colts	49-7 (A)	
1968	Colts	28-20 (A)
	Colts	44-0 (B)
1969	Colts	21-14 (A)
	Colts	13-6 (B)
1974	Colts	17-7 (A)
1986	Colts	28-23 (A)
1989	Colts	13-9 (I)
1998	Falcons	28-21 (A)
2001	Colts	41-27 (I)
2003	Colts	38-7 (I)
2007	Colts	31-13 (A)
2011	Falcons	31-7 (I)
2015	Colts	24-21 (A)
2019	Colts	27-24 (I)
2023	Falcons	29-10 (A)

\* Franchise in Baltimore prior to 1984.

## ATLANTA VS. JACKSONVILLE

Atlanta Leads series, 5-4

REGULAR SEASON POINTS: Falcons 168, Jaguars 156

1996	Jaguars	19-17 (J)
1999	Jaguars	30-7 (A)
2003	Falcons	21-14 (A)
2007	Jaguars	13-7 (J)
2011	Falcons	41-14 (A)
2015	Falcons	23-17 (J)
2019	Falcons	24-12 (A)
2021	Falcons	21-14 (J)
2023	Jaguars	23-7 (LDN)

## ATLANTA VS. KANSAS CITY

Chiefs lead series, 7-3

REGULAR SEASON POINTS: Chiefs 252, Falcons 196

1972	Chiefs	17-14 (A)
1985	Chiefs	38-10 (KC)
1991	Chiefs	14-3 (KC)
1994	Chiefs	30-10 (A)
2000	Falcons	29-13 (A)
2004	Chiefs	56-10 (KC)
2008	Falcons	38-14 (A)
2012	Falcons	40-24 (KC)
2016	Chiefs	29-28 (A)
2020	Chiefs	17-14 (KC)

## ATLANTA VS. LAS VEGAS RAIDERS\*

Falcons lead series, 8-7

REGULAR SEASON POINTS: Falcons 370, Raiders 366

1971	Falcons	24-13 (A)
------	---------	-----------

# ALL-TIME RESULTS

1975	Raiders.....	37-34 (O) (OT)
1979	Raiders.....	50-19 (O)
1982	Raiders.....	38-14 (A)
1985	Raiders.....	34-24 (A)
1988	Falcons.....	12-6 (LA)
1991	Falcons.....	21-17 (A)
1994	Raiders.....	30-17 (LA)
1997	Raiders.....	36-31 (A)
2000	Raiders.....	41-14 (O)
2004	Falcons.....	35-10 (A)
2008	Falcons.....	24-0 (O)
2012	Falcons.....	23-20 (A)
2016	Falcons.....	35-28 (O)
2020	Falcons.....	43-6 (A)

\* Franchise in LA from 1983-1994

\* Franchise in Oakland from 1995-2019

\* Franchise in Las Vegas 2020-present

## ATLANTA VS. LOS ANGELES CHARGERS

Falcons lead series, 8-4

REGULAR SEASON Points: Falcons 247, Chargers 170

1973	Falcons.....	41-0 (SD)
1979	Falcons.....	28-26 (SD)
1988	Chargers.....	10-7 (A)
1991	Falcons.....	13-10 (SD)
1994	Falcons.....	10-9 (A)
1997	Falcons.....	14-3 (SD)
2000	Falcons.....	21-20 (A)
2008	Falcons.....	22-16 (SD)
2012	Falcons.....	27-3 (SD)
2016	Chargers.....	33-30 (A)
2020	Chargers.....	20-17 (LA)
2022	Chargers.....	20-17 (A)

## ATLANTA VS. LOS ANGELES RAMS\*

Rams lead series, 49-28-2; Falcons lead postseason, 2-0

REGULAR SEASON POINTS: Rams 1,878, Falcons 1,358

Postseason Points: Falcons 73, Rams 30

1966	Rams.....	19-14 (A)
1967	Rams.....	31-3 (A)
	Rams.....	20-3 (LA)
1968	Rams.....	27-14 (LA)
	Rams.....	17-10 (A)
1969	Rams.....	17-7 (LA)
	Rams.....	38-6 (A)
1970	Tie.....	10-10 (LA)
	Rams.....	17-7 (A)
1971	Tie.....	20-20 (LA)
	Rams.....	24-16 (A)
1972	Falcons.....	31-3 (A)
	Rams.....	20-7 (LA)
1973	Rams.....	31-0 (LA)

	Falcons.....	15-13 (A)
1974	Rams.....	21-0 (LA)
	Rams.....	30-7 (A)
1975	Rams.....	22-7 (LA)
	Rams.....	16-7 (A)
1976	Rams.....	30-14 (A)
	Rams.....	59-0 (LA)
1977	Falcons.....	17-6 (A)
	Rams.....	23-7 (LA)
1978	Rams.....	10-0 (LA)
	Falcons.....	15-7 (A)
1979	Rams.....	20-14 (LA)
	Rams.....	34-13 (A)
1980	Falcons.....	13-10 (A)
	Rams.....	20-17 (LA)(OT)
1981	Rams.....	37-35 (A)
	Rams.....	21-16 (LA)
1982	Falcons.....	34-17 (A)
1983	Rams.....	27-21 (LA)
	Rams.....	36-13 (A)
1984	Falcons.....	30-28 (LA)
	Rams.....	24-10 (A)
1985	Rams.....	17-6 (LA)
	Falcons.....	30-14 (A)
1986	Falcons.....	26-14 (A)
	Rams.....	14-7 (LA)
1987	Falcons.....	24-20 (A)
	Rams.....	33-0 (LA)
1988	Rams.....	33-0 (A)
	Rams.....	22-7 (LA)
1989	Rams.....	31-21 (A)
	Rams.....	26-14 (LA)
1990	Rams.....	44-24 (LA)
	Falcons.....	20-13 (A)
1991	Falcons.....	31-14 (A)
	Falcons.....	31-14 (LA)
1992	Falcons.....	30-28 (A)
	Rams.....	38-27 (LA)
1993	Falcons.....	30-24 (A)
	Falcons.....	13-0 (LA)
1994	Falcons.....	31-13 (A)
	Falcons.....	8-5 (LA)
1995	Rams.....	21-19 (StL)
	Falcons.....	31-6 (A)
1996	Rams.....	59-16 (StL)
	Rams.....	34-27 (A)
1997	Falcons.....	34-31 (A)
	Falcons.....	27-21 (StL)
1998	Falcons.....	37-15 (A)
	Falcons.....	21-10 (StL)
1999	Rams.....	35-7 (StL)
	Rams.....	41-13 (A)
2000	Rams.....	41-20 (A)
	Rams.....	45-29 (StL)
2001	Rams.....	35-6 (A)
	Rams.....	31-13 (StL)
2003	Rams.....	36-0 (StL)
2004	Falcons.....	34-17 (A)

# ALL-TIME RESULTS

2005 <sup>^</sup>	Falcons	47-17 (A)
2007	Rams	28-16 (StL)
2008	Falcons	31-27 (A)
2010	Falcons	34-17 (StL)
2013	Falcons	31-24 (A)
2016	Falcons	42-14 (LA)
2017 <sup>*</sup>	Falcons	26-13 (LA)
2019	Rams	37-10 (A)
2022	Rams	31-27 (LA)

-Rams in LA prior to 1995; in STL prior to 2016

<sup>\*</sup> NFC Wildcard | <sup>^</sup> NFC Divisional Playoff

## ATLANTA VS. MIAMI

Dolphins lead series, 9-5

REGULAR SEASON POINTS: Dolphins 298, Falcons 270

1970	Dolphins	20-7 (A)
1974	Dolphins	42-7 (M)
1980	Dolphins	20-17 (A)
1983	Dolphins	31-24 (M)
1986	Falcons	20-14 (M)
1992	Dolphins	21-17 (M)
1995	Dolphins	21-20 (M)
1998	Falcons	38-16 (A)
2001	Dolphins	21-14 (M)
2005	Falcons	17-10 (M)
2009	Falcons	19-7 (A)
2013	Dolphins	27-23 (M)
2017	Dolphins	20-17 (A)
2021	Falcons	30-28 (M)

## ATLANTA VS. MINNESOTA

Vikings lead series, 20-11; Postseason tied, 1-1

REGULAR SEASON POINTS: Vikings 739, Falcons 541

Postseason Points: Vikings 57, Falcons 54

1966	Falcons	20-13 (M)
1967	Falcons	21-20 (A)
1968	Vikings	47-7 (M)
1969	Falcons	10-3 (A)
1970	Vikings	37-7 (A)
1971	Vikings	24-7 (M)
1973	Falcons	20-14 (A)
1974	Vikings	23-10 (M)
1975	Vikings	38-0 (M)
1977	Vikings	14-7 (A)
1980	Vikings	24-23 (M)
1981	Falcons	31-30 (A)
1982 <sup>*</sup>	Vikings	30-24 (M)
1984	Vikings	27-20 (M)
1985	Falcons	14-13 (A)
1987	Vikings	24-13 (M)
1989	Vikings	43-17 (M)

1991	Vikings	20-19 (A)
1996	Vikings	23-17 (A)
1998 <sup>**</sup>	Falcons	30-27 (M)(OT)
1999	Vikings	17-14 (A)
2002	Falcons	30-24 (M) (OT)
2003	Vikings	39-26 (A)
2005	Falcons	30-10 (A)
2007	Vikings	24-3 (M)
2008	Falcons	24-17 (M)
2011	Falcons	24-14 (A)
2014	Vikings	41-28 (M)
2015	Vikings	20-10 (A)
2017	Vikings	14-9 (A)
2019	Vikings	28-12 (M)
2020	Falcons	40-23 (M)
2023	Vikings	31-28 (A)

<sup>\*</sup> NFC Playoffs | <sup>\*\*</sup> NFC Championship

## ATLANTA VS. NEW ENGLAND

PATRIOTS leads series, 9-6; PATRIOTS lead postseason, 1-0

REGULAR SEASON POINTS: Falcons 307, Patriots 297

Postseason Points: Patriots 34, Falcons 28

1972	Patriots	21-20 (NE)
1977	Patriots	16-10 (A)
1980	Falcons	37-21 (NE)
1983	Falcons	24-13 (A)
1986	Patriots	25-17 (NE)
1989	Falcons	16-15 (A)
1992	Falcons	34-0 (A)
1995	Falcons	30-17 (A)
1998	Falcons	41-10 (NE)
2001	Patriots	24-10 (A)
2005	Patriots	31-28 (A)
2009	Patriots	26-10 (NE)
2013	Patriots	30-23 (A)
2016 <sup>*</sup>	Patriots	34-28 (Hou) (OT)
2017	Patriots	23-7 (NE)
2021	Patriots	25-0 (A)

<sup>\*</sup> Super Bowl LI

## ATLANTA VS. NEW ORLEANS

Saints lead series, 55-54; Falcons lead postseason, 1-0

REGULAR SEASON POINTS: Falcons 2,401, Saints 2,345

Postseason Points: Falcons 27, Saints 20

1967	Saints	27-24 (NO)
1969	Falcons	45-17 (A)
1970	Falcons	14-3 (NO)
	Falcons	32-14 (A)
1971	Falcons	28-6 (A)
	Falcons	24-20 (NO)
1972	Falcons	21-14 (NO)

# ALL-TIME RESULTS

	Falcons	36-20 (A)	2001	Falcons	20-13 (NO)
1973	Falcons	62-7 (NO)		Saints	28-10 (A)
	Falcons	14-10 (A)	2002	Falcons	37-35 (NO)
1974	Saints	14-13 (NO)		Falcons	24-17 (A)
	Saints	13-3 (A)	2003	Saints	45-17 (A)
1975	Falcons	14-7 (A)		Saints	23-20 (NO) (OT)
	Saints	23-7 (NO)	2004	Falcons	24-21 (A)
1976	Saints	30-0 (NO)		Saints	26-13 (NO)
	Falcons	23-20 (A)	2005	Falcons	34-31 (NO)
1977	Saints	21-20 (NO)		Falcons	36-17 (A)
	Falcons	35-7 (A)	2006	Saints	23-3 (NO)
1978	Falcons	20-17 (NO)		Saints	31-13 (A)
	Falcons	20-17 (A)	2007	Saints	22-16 (NO)
1979	Falcons	40-34 (NO)(OT)		Saints	34-14 (A)
	Saints	37-6 (A)	2008	Falcons	34-20 (A)
1980	Falcons	41-14 (NO)		Saints	29-25 (NO)
	Falcons	31-13 (A)	2009	Saints	35-27 (NO)
1981	Falcons	27-0 (A)		Saints	26-23 (A)
	Falcons	41-10 (NO)	2010	Falcons	27-24 (NO) (OT)
1982	Falcons	35-0 (A)		Saints	17-14 (A)
	Saints	35-6 (NO)	2011	Saints	26-23 (A) (OT)
1983	Saints	19-17 (A)		Saints	45-16 (NO)
	Saints	27-10 (NO)	2012	Saints	31-27 (NO)
1984	Falcons	36-28 (NO)		Falcons	23-13 (A)
	Saints	17-13 (A)	2013	Saints	23-17 (NO)
1985	Falcons	31-24 (A)		Saints	17-13 (A)
	Falcons	16-10 (NO)	2014	Falcons	37-34 (A)
1986	Falcons	31-10 (NO)		Falcons	30-14 (NO)
	Saints	14-9 (A)	2015	Saints	31-21 (NO)
1987	Saints	38-0 (A)		Saints	20-17 (A)
1988	Saints	29-21 (A)	2016	Falcons	45-32 (NO)
	Saints	10-9 (NO)		Falcons	38-32 (A)
1989	Saints	20-13 (NO)	2017	Falcons	20-17 (A)
	Saints	26-17 (A)		Saints	23-13 (NO)
1990	Falcons	28-27 (A)	2018	Saints	43-37 (A)
	Saints	10-7 (NO)		Saints	31-17 (NO)
1991	Saints	27-6 (A)	2019	Falcons	26-9 (NO)
	Falcons	23-20 (NO)(OT)		Saints	26-18 (A)
	Falcons *	27-20 (NO)	2020	Saints	24-9 (NO)
1992	Saints	10-7 (A)		Saints	21-16 (A)
	Saints	22-14 (NO)	2021	Falcons	27-25 (NO)
1993	Saints	34-31 (A)		Saints	30-20 (A)
	Falcons	26-15 (NO)	2022	Saints	27-26 (A)
1994	Saints	33-32 (NO)		Saints	21-18 (NO)
	Saints	29-20 (A)	2023	Falcons	24-15 (A)
1995	Falcons	27-24 (NO) (OT)		Saints	48-17 (NO)
	Falcons	19-14 (A)			
1996	Falcons	17-15 (A)			
	Falcons	31-15 (NO)			
1997	Falcons	23-17 (NO)			
	Falcons	20-3 (A)			
1998	Falcons	31-23 (A)			
	Falcons	27-17 (NO)			
1999	Falcons	20-17 (NO)			
	Falcons	35-12 (A)			
2000	Saints	21-19 (A)			
	Saints	23-7 (NO)			
			1966	Falcons	27-16 (NY)

\* NFC Wild Card

## ATLANTA VS. N.Y. GIANTS

Falcons lead, 14-11; Giants lead postseason, 1-0  
 REGULAR SEASON Points: Falcons, 472, Giants 447  
 Postseason Points: Giants 24, Falcons 2

# ALL-TIME RESULTS

1968	Falcons	24-21 (A)
1971	Giants	21-17 (A)
1974	Falcons	14-7 (New Haven)
1977	Falcons	17-3 (A)
1978	Falcons	23-20 (A)
1979	Giants	24-3 (NY)
1981	Giants	27-24 (A) (OT)
1982	Falcons	16-14 (NY)
1983	Giants	16-13 (A) (OT)
1984	Giants	19-7 (A)
1988	Giants	23-16 (A)
1998	Falcons	34-20 (NY)
2000	Giants	13-6 (A)
2002	Falcons	17-10 (NY)
2003	Falcons	27-7 (NY)
2004	Falcons	14-10 (NY)
2006	Giants	27-14 (A)
2007	Giants	31-10 (A)
2009	Giants	34-31 OT (NY)
2011 ^	Giants	24-2 (NY)
2012	Falcons	34-0 (A)
2014	Giants	30-20 (NY)
2015	Falcons	24-20 (NY)
2018	Falcons	23-20 (A)
2021	Falcons	17-14 (NY)

^ NFC Wildcard Playoff Game

## ATLANTA VS. N.Y. JETS

Falcons lead series, 9-5

REGULAR SEASON Points: Jets 257, Falcons 249

1973	Falcons	28-20 (NY)
1980	Jets	14-7 (A)
1983	Falcons	27-21 (NY)
1986	Jets	28-14 (A)
1989	Jets	27-7 (NY)
1992	Falcons	20-17 (A)
1995	Falcons	13-3 (A)
1998	Jets	28-3 (NY)
2005	Falcons	27-14 (A)
2009	Falcons	10-7 (NY)
2013	Jets	30-28 (A)
2017	Falcons	25-20 (NY)
2021	Falcons	27-20 (LDN)
2023	Falcons	13-8 (NY)

## ATLANTA VS. PHILADELPHIA

Eagles lead series, 18-14-1; Eagles lead postseason, 3-1

REGULAR SEASON Points: Eagles 722, Falcons 604

Postseason Points: Eagles 75, Falcons 40

1966	Eagles	23-10 (P)
1967	Eagles	38-7 (A)
1969	Falcons	27-3 (P)
1970	Tie	13-13 (P)

1973	Falcons	44-27 (P)
1976	Eagles	14-13 (A)
1978 *	Falcons	14-13 (A)
1979	Falcons	14-10 (P)
1980	Falcons	20-17 (P)
1981	Eagles	16-13 (P)
1983	Eagles	28-24 (A)
1984	Falcons	26-10 (A)
1985	Eagles	23-17 (P)(OT)
1986	Eagles	16-0 (A)
1988	Falcons	27-24 (P)
1990	Eagles	24-23 (A)
1994	Falcons	28-21 (A)
1996	Eagles	33-18 (A)
1997	Falcons	20-17 (A)
1998	Falcons	17-12 (A)
2000	Eagles	38-10 (P)
2002 #	Eagles	20-6 (P)
2003	Eagles	23-16 (A)
2005 ^	Eagles	27-10 (P)
2005	Falcons	14-10 (A)
2006	Eagles	24-17 (P)
2008	Eagles	27-14 (P)
2009	Eagles	34-7 (A)
2010	Eagles	31-17 (P)
2011	Falcons	35-31 (A)
2012	Falcons	30-17 (P)
2015	Falcons	26-24 (A)
2016	Eagles	24-15 (P)
2016 #	Eagles	15-10 (P)
2018	Eagles	18-12 (P)
2019	Falcons	24-20 (P)
2021	Eagles	32-6 (A)

\* NFC Wild Card | # NFC Divisional Playoff | ^ NFC Championship Game

## ATLANTA VS. PITTSBURGH

Steelers lead series, 15-2-1

REGULAR SEASON Points: Steelers 539, Falcons 336

1966	Steelers	57-33 (A)
1968	Steelers	41-21 (A)
1970	Falcons	27-16 (A)
1974	Steelers	24-17 (P)
1978	Steelers	31-7 (P)
1981	Steelers	34-20 (A)
1984	Steelers	35-10 (P)
1987	Steelers	28-12 (A)
1990	Steelers	21-9 (P)
1993	Steelers	45-17 (A)
1996	Steelers	20-17 (A)
1999	Steelers	13-9 (P)
2002	Tie	34-34 (P)
2006	Falcons	41-38 (A)
2010	Steelers	15-9 (P) (OT)
2014	Steelers	27-20 (A)
2018	Steelers	41-17 (P)

# ALL-TIME RESULTS

2022 Steelers ..... 19-16 (A)

## ATLANTA VS. SAN FRANCISCO

49ers lead series, 47-32-1; Postseason series tied, 1-1  
REGULAR SEASON POINTS: 49ers 1,901, Falcons 1,428

1966	49ers.....	44-7 (A)
1967	49ers.....	38-7 (SF)
	49ers.....	34-28 (A)
1968	49ers.....	28-13 (SF)
	49ers.....	14-12 (A)
1969	Falcons.....	24-12 (A)
	Falcons.....	21-7 (SF)
1970	Falcons.....	21-20 (A)
	49ers.....	24-20 (SF)
1971	Falcons.....	20-17 (A)
	49ers.....	24-3 (SF)
1972	49ers.....	49-14 (A)
	49ers.....	20-0 (SF)
1973	49ers.....	13-9 (A)
	Falcons.....	17-3 (SF)
1974	49ers.....	16-10 (A)
	49ers.....	27-0 (SF)
1975	Falcons.....	17-3 (SF)
	Falcons.....	31-9 (A)
1976	49ers.....	15-0 (SF)
	Falcons.....	21-16 (A)
1977	Falcons.....	7-0 (SF)
	49ers.....	10-3 (A)
1978	Falcons.....	20-17 (SF)
	Falcons.....	21-10 (A)
1979	49ers.....	20-15 (SF)
	Falcons.....	31-21 (A)
1980	Falcons.....	20-17 (SF)
	Falcons.....	35-10 (A)
1981	Falcons.....	34-17 (A)
	49ers.....	17-14 (SF)
1982	Falcons.....	17-7 (SF)
1983	49ers.....	24-20 (SF)
	Falcons.....	28-24 (A)
1984	49ers.....	14-5 (SF)
	49ers.....	35-17 (A)
1985	49ers.....	35-16 (SF)
	49ers.....	38-17 (A)
1986	Tie.....	10-10 (A)(OT)
	49ers.....	20-0 (SF)
1987	49ers.....	25-17 (A)
	49ers.....	35-7 (SF)
1988	Falcons.....	34-17 (SF)
	49ers.....	13-3 (A)
1989	49ers.....	45-3 (SF)
	49ers.....	23-10 (A)
1990	49ers.....	19-13 (SF)
	49ers.....	45-35 (A)
1991	Falcons.....	39-34 (SF)
	Falcons.....	17-14 (A)
1992	49ers.....	56-17 (SF)

	49ers.....	41-3 (A)
1993	49ers.....	37-30 (SF)
	Falcons.....	27-24 (A)
1994	49ers.....	42-3 (A)
	49ers.....	50-14 (SF)
1995	49ers.....	41-10 (SF)
	Falcons.....	28-27 (A)
1996	49ers.....	39-17 (SF)
	49ers.....	34-10 (A)
1997	49ers.....	34-7 (SF)
	49ers.....	35-28 (A)
1998	49ers.....	31-20 (SF)
	Falcons.....	31-19 (A)
	Falcons.....	20-18 (A)
1999	49ers.....	26-7 (SF)
	Falcons.....	34-29 (A)
2000	Falcons.....	36-28 (A)
	49ers.....	16-6 (SF)
2001	49ers.....	16-13 (SF) (OT)
	49ers.....	37-31 (A) (OT)
2004	Falcons.....	21-19 (SF)
2007	Falcons.....	20-16 (A)
2009	Falcons.....	45-10 (SF)
2010	Falcons.....	16-14 (A)
2012 **	49ers.....	28-24 (A)
2013	49ers.....	34-24 (SF)
2015	49ers.....	17-16 (SF)
2016	Falcons.....	41-13 (A)
2019	Falcons.....	29-21 (SF)
2021	49ers.....	31-13 (SF)
2022	Falcons.....	28-14 (A)

\* NFC Divisional Playoffs | \*\* 2012 NFC Championship

## ATLANTA VS. SEATTLE

Seahawks lead series, 12-7; Falcons Lead postseason, 2-0  
REGULAR SEASON Points: Seahawks 526, Falcons 463  
Postseason Points: Falcons 66, Seahawks 48

1976	Seahawks.....	30-13 (S)
1979	Seahawks.....	31-28 (A)
1985	Seahawks.....	30-26 (S)
1988	Seahawks.....	31-20 (A)
1991	Falcons.....	26-13 (A)
1997	Falcons.....	24-17 (S)
2000	Seahawks.....	30-10 (A)
2002	Seahawks.....	30-24 (A) (OT)
2004	Seahawks.....	28-26 (S)
2005	Seahawks.....	21-18 (S)
2007	Falcons.....	44-41 (A)
2010	Falcons.....	34-18 (S)
2011	Falcons.....	30-28 (S)
2012 *	Falcons.....	30-28 (A)
2013	Seahawks.....	33-10 (A)
2016	Seahawks.....	26-24 (S)
2016 *	Falcons.....	36-20 (A)
2017	Falcons.....	34-31 (S)
2019	Seahawks.....	27-20 (A)

# ALL-TIME RESULTS

2020	Seahawks	38-25 (A)
2022	Falcons	27-23 (S)

\* *NFC Divisional Playoffs*

## ATLANTA VS. TAMPA BAY

Bucs lead series, 31-30

REGULAR SEASON Points: Bucs 1,403, Falcons 1,327

1977	Falcons	17-0 (TB)
1978	Bucs	14-9 (TB)
1979	Falcons	17-14 (A)
1981	Bucs	24-23 (TB)
1984	Bucs	23-6 (TB)
1986	Falcons	23-20 (TB) (OT)
1987	Bucs	48-10 (TB)
1988	Falcons	17-10 (A)
1990	Bucs	23-17 (TB)
1991	Falcons	43-7 (A)
1992	Falcons	35-7 (TB)
1993	Bucs	31-24 (A)
1994	Falcons	34-13 (A)
1995	Falcons	24-21 (TB)
1997	Bucs	31-10 (A)
1999	Bucs	19-10 (TB)
2000	Bucs	27-14 (A)
2002	Bucs	20-6 (A)
	Bucs	34-10 (TB)
2003	Bucs	31-10 (A)
	Falcons	30-28 (TB)
2004	Falcons	24-14 (A)
	Bucs	27-0 (TB)
2005	Bucs	30-27 (A)
	Bucs	27-24 (TB)
2006	Falcons	14-3 (A)
	Falcons	17-6 (TB)
2007	Bucs	31-7 (A)
	Bucs	37-3 (TB)
2008	Bucs	24-9 (TB)
	Falcons	13-10 (A) (OT)
2009	Falcons	20-17 (A)
	Falcons	20-10 (TB)
2010	Falcons	27-21 (A)
	Falcons	28-24 (TB)
2011	Bucs	16-13 (TB)
	Falcons	45-24 (A)
2012	Falcons	24-23 (TB)
	Bucs	24-17 (A)
2013	Falcons	31-23 (A)
	Bucs	41-28 (TB)
2014	Falcons	56-14 (A)
	Falcons	27-17 (TB)
2015	Buccaneers	23-20 (A)

	Buccaneers	23-19 (TB)
2016	Buccaneers	31-24 (A)
	Falcons	43-28 (TB)
2017	Falcons	34-20 (A)
	Falcons	24-21 (TB)
2018	Falcons	34-29 (A)
	Falcons	34-32 (TB)
2019	Buccaneers	35-22 (A)
	Falcons	28-22 (TB) (OT)
2020	Buccaneers	31-27 (A)
	Bucs	44-27 (TB)
2021	Bucs	48-25 (TB)
	Bucs	30-17 (TB)
2022	Bucs	21-15 (TB)
	Falcons	30-17 (A)
2023	Falcons	16-13 (TB)
	Bucs	29-25 (A)

## ATLANTA VS. TENNESSEE\*

Titans Lead, 9-7

REGULAR SEASON Points: Falcons 364, Titans 365

1972	Falcons	20-10 (A)
1976	Oilers	20-14 (H)
1978	Falcons	20-14 (A)
1981	Falcons	31-27 (H)
1984	Falcons	42-10 (A)
1987	Oilers	37-33 (H)
1990	Falcons	47-27 (A)
1993	Oilers	33-17 (H)
1996	Oilers	23-13 (A)
1999	Titans	30-17 (T)
2003	Titans	38-31 (A)
2007	Titans	13-10 (T)
2011	Falcons	23-17 (A)
2015	Falcons	10-7 (T)
2019	Titans	24-10 (A)
2023	Titans	28-23 (T)

\* *Franchise in Houston prior to 1997 and known as Houston Oilers;*

*Team name from 1997-98 was Tennessee Oilers;*

*in 1999 team was renamed Tennessee Titans.*

## ATLANTA VS. WASHINGTON

COMMANDERS lead series, 17-10-1;

COMMANDERS lead postseason, 1-0

REGULAR SEASON Points: Commanders 689, Falcons 576

1966	Washington	33-20 (W)
1967	Tie	20-20 (A)
1969	Washington	27-20 (W)
1972	Washington	24-13 (W)



# ALL-TIME RESULTS

1975	Washington	30-27 (A)	2015	Falcons	25-19OT (A)
1977	Washington	10-6 (W)	2018	Falcons	38-14 (W)
1978	Falcons	20-17 (A)	2021	Washington	34-30 (A)
1979	Redskins	16-7 (A)	2022	Washington	19-13 (W)
1980	Falcons	10-6 (A)	2023	Washington	24-16 (A)
1983	Washington	37-21 (W)			
1984	Washington	27-14 (W)			
1985	Washington	44-10 (A)			
1987	Falcons	21-20 (A)			
1989	Washington	31-30 (A)			
1991	Washington	56-17 (W)			
1991 *	Washington	24-7 (W)			
1992	Washington	24-17 (W)			
1993	Washington	30-17 (W)			
1994	Falcons	27-20 (W)			
2003	Washington	33-31 (A)			
2006	Falcons	24-14 (W)			
2009	Falcons	31-17 (A)			
2012	Falcons	24-17 (W)			
2013	Falcons	27-26 (A)			

\* *NFC Divisional Playoffs*

# YEAR-BY-YEAR RESULTS

## 1966

COACH: NORB HECKER

9/11	LA	14-19	L	54,418
9/18	@PHI	10-23	L	54,049
9/25	@DET	10-28	L	47,615
10/2	DAL	14-47	L	56,990
10/9	@WAS	20-33	L	50,116
10/16	SF	7-44	L	54,788
10/23	@GB MIL	3-56	L	48,623
10/30	CLE	17-49	L	57,235
11/13	BAL	7-19	L	58,850
11/20	@NYG	27-16	W	62,746
11/27	@CHI	6-23	L	44,777
12/4	@MIN	20-13	W	37,117
12/11	STL	16-10	W	57,169
12/18	PIT	33-57	L	56,229

RECORD: 3-11 [7TH IN EAST CONFERENCE]

## 1967

COACH: NORB HECKER

9/17	@BAL	31-38	L	56,715
9/24	@SF	7-38	L	30,207
10/1	@GB MIL	0-23	L	49,467
10/8	PHI	7-38	L	53,868
10/15	WAS	20-20	T	56,538
10/22	@DET	3-24	L	50,601
10/29	MIN	21-20	W	52,859
11/5	@DAL	7-37	L	54,751
11/12	BAL	7-49	L	58,850
11/19	LA	3-31	L	56,871
11/20	@NO	24-27	L	83,437
12/3	@LA	3-20	L	46,395
12/10	SF	28-34	L	51,798
12/17	CHI	14-23	L	54,107

RECORD: 6-8 [3RD IN COASTAL]

## 1968

COACH: BROCKLIN [2-9]; HECKER [0-3]

9/14	@MIN	7-47	L	45,563
9/22	BAL	20-28	L	50,428
9/29	@SF	13-28	L	27,471
10/6	GB	7-38	L	58,850
10/13	NYG	24-21	W	49,962
10/20	@LA	14-27	L	54,443
10/27	@CLE	7-30	L	67,723
11/3	PIT	21-41	L	47,727
11/10	LA	10-17	L	53,979
11/17	@CHI	16-13	W	44,214
11/24	@STL	12-17	L	43,246
12/1	@BAL	0-44	L	60,238
12/8	DET	7-24	L	49,437
12/15	SF	12-14	L	44,977

RECORD: 2-12 [4TH IN COASTAL]

## 1969

COACH: NORM VAN BROCKLIN

9/21	SF	24-12	W	45,940
9/28	@LA	7-17	L	58,031
10/5	BAL	14-21	L	57,806
10/12	DAL	17-24	L	54,833
10/19	@SF	21-7	W	28,684
10/26	@GB	10-28	L	50,861
11/2	LA	6-38	L	58,850
11/9	@DET	21-27	L	53,242
11/16	CHI	48-31	W	53,722
11/23	@WAS	20-27	L	50,345
11/30	@BAL	6-13	L	60,238
12/7	NO	45-17	W	51,021
12/14	@PHI	27-3	W	60,658
12/21	MIN	10-3	W	52,872

RECORD: 6-8 [3RD IN COASTAL]

## 1970

COACH: NORM VAN BROCKLIN

9/20	@NO	14-3	W	77,042
9/27	@GB	24-27	L	56,263
10/4	SF	21-20	W	58,850
10/11	@DAL	0-13	L	53,611
10/18	@DEN	10-24	L	50,705
10/25	NO	32-14	W	58,850
11/1	CHI	14-23	L	58,850
11/8	@LA	10-10	T	67,232
11/15	@PHI	13-13	T	55,425
11/22	LA	7-17	L	58,850
11/30	MIA	7-20	L	54,036
12/6	@SF	20-24	L	41,387
12/13	PIT	27-16	W	54,162
12/20	MIN	7-37	L	57,992

RECORD: 4-8-2 [3RD IN NFC WEST]

## 1971

COACH: NORM VAN BROCKLIN

9/19	SF	20-17	W	56,990
9/26	@LA	20-20	T	57,895
10/3	@DET	38-41	L	54,418
10/10	STL	9-26	L	58,850
10/17	LA	16-24	L	58,850
10/24	NO	28-6	W	58,850
10/31	@CLE	31-14	W	76,825
11/7	@CIN	9-6	W	59,604
11/14	NYG	17-21	L	58,850
11/22	GB	28-21	W	58,850
11/28	@MIN	7-24	L	49,784
12/5	OAK	24-13	W	58,850
12/12	@SF	3-24	L	44,582
12/19	@NO	24-20	W	75,954

RECORD: 7-6-1 [3RD IN NFC WEST]

# YEAR-BY-YEAR RESULTS

## 1972

COACH: NORM VAN BROCKLIN

9/17	@CHI	37-21	W	55,701
9/24	@NE	20-21	L	60,999
10/1	LA	31-3	W	58,850
10/8	DET	23-26	L	58,850
10/15	@NO	21-14	W	66,294
10/22	@GB MIL	10-9	W	47,967
10/29	SF	14-49	L	58,850
11/5	@LA	7-20	L	75,081
11/12	NO	36-20	W	58,850
11/20	@WAS	13-24	L	53,039
11/26	DEN	23-20	W	58,850
12/3	HOU	20-10	W	58,850
12/10	@SF	0-20	L	61,214
12/17	KC	14-17	L	58,850

RECORD: 7-7 [2ND IN NFC WEST]

## 1973

COACH: NORM VAN BROCKLIN

9/16	@NO	62-7	W	66,428
9/23	@LA	0-31	L	64,528
10/1	@DET	6-31	L	45,519
10/7	SF	9-13	L	58,850
10/14	CHI	46-6	W	58,850
10/21	@SD	41-0	W	41,527
10/28	@SF	17-3	W	56,825
11/4	LA	15-13	W	58,850
11/11	@PHI	44-27	W	63,114
11/19	MIN	20-14	W	58,850
11/25	@NYJ	28-20	W	61,327
12/2	BUF	6-17	L	58,850
12/9	STL	10-32	L	58,850
12/16	NO	14-10	W	58,850

RECORD: 9-5 [2ND IN NFC WEST]

## 1974

COACH: NORM VAN BROCKLIN

9/15	DAL	0-24	L	57,322
9/22	SF	10-16	L	47,686
9/29	@NO	13-14	L	62,273
10/6	@NYG	14-7	W	50,415
10/13	CHI	13-10	W	47,835
10/20	NO	3-13	L	47,127
10/28	@PIT	17-24	L	48,094
11/3	@MIA	7-42	L	64,399
11/10	@LA	0-21	L	70,056
11/17	BAL	7-17	L	41,278
11/24	@SF	0-27	L	45,435
12/1	LA	7-30	L	18,648
12/7	@MIN	10-23	L	47,105
12/15	GB	10-3	W	10,020

RECORD: 3-11 [2ND IN NFC WEST]

## 1975

COACH: MARION CAMPBELL

9/21	@STL	20-23	L	42,172
9/28	DET	14-17	L	45,218
10/5	NO	14-7	W	29,444
10/12	@SF	17-3	W	44,043
10/19	@LA	7-22	L	64,843
10/26	CIN	14-21	L	45,811
11/2	@NO	7-23	L	49,342
11/9	@MIN	0-38	L	43,751
11/16	LA	7-16	L	44,595
11/23	DEN	35-21	W	28,686
11/30	@OAK	34-37(OT)	L	50,860
12/7	WAS	27-30	L	52,809
12/14	SF	31-9	W	38,501
12/21	@GB	13-22	L	56,267

RECORD: 4-10 [4TH IN NFC WEST]

## 1976

COACH: MARION CAMPBELL

9/12	LA	14-30	L	53,607
9/19	@DET	10-24	L	50,840
9/26	@CHI	10-0	W	41,029
10/3	PHI	13-14	L	45,535
10/10	@NO	0-30	L	51,521
10/17	CLE	17-20	L	33,364
10/23	@SF	0-15	L	50,240
10/31	NO	23-20	W	34,127
11/7	@SEA	13-30	L	57,985
11/14	SF	21-16	W	20,058
11/21	DAL	17-10	W	54,992
11/28	@HOU	14-20	L	25,838
12/4	@LA	0-59	L	57,366
12/12	GB	20-24	L	23,436

RECORD: 4-10 [4TH IN NFC WEST]

## 1977

COACH: LEEMAN BENNETT

9/18	LA	17-6	W	55,956
9/25	@WAS	6-10	L	55,031
10/2	NYG	17-3	W	46,374
10/9	@SF	7-0	W	38,009
10/16	@BUF	0-3	L	27,348
10/23	@CHI	16-10	W	49,407
10/30	MIN	7-14	L	59,257
11/6	SF	3-10	L	46,577
11/13	DET	17-6	W	47,451
11/20	@NO	20-21	L	43,135
11/27	@TB	17-0	W	43,592
12/4	NE	10-16	L	57,911
12/11	@LA	7-23	L	52,574
12/18	NO	35-7	W	36,895

RECORD: 7-7 [2ND IN NFC WEST]

# YEAR-BY-YEAR RESULTS

## 1978

COACH: LEEMAN BENNETT

9/3	HOU	20-14	W	57,328
9/10	@LA	0-10	L	46,201
9/17	CLE	16-24	L	56,648
9/24	@TB	9-14	L	58,072
10/1	NYG	23-20	W	47,765
10/8	@PIT	7-31	L	48,202
10/15	DET	14-0	W	51,172
10/22	@SF	20-17	W	34,133
10/30	LA	15-7	W	57,250
11/5	SF	21-10	W	55,468
11/12	@NO	20-17	W	70,323
11/19	@CHI	7-13	L	46,022
11/26	NO	20-17	W	55,121
12/3	@CIN	7-37	L	25,601

RECORD: 9-7 [2ND IN NFC WEST]

POSTSEASON

NFC WILD CARD GAME

12/24	PHI	14-13	W	49,447
NFC WILD CARD GAME				
12/31	@DAL	20-27	L	60,338

## 1979

COACH: LEEMAN BENNETT

9/2	@NO	40-34(OT)	W	70,940
9/10	@PHI	14-10	W	55,935
9/16	DEN	17-20(OT)	L	57,677
9/23	@DET	23-24	L	56,249
9/30	WAS	7-16	L	56,819
10/7	GB	25-7	W	56,184
10/14	@OAK	19-50	L	52,900
10/21	@SF	15-20	L	33,952
10/29	SEA	28-31	L	52,566
11/4	TB	17-14	W	55,150
11/11	@NYG	3-24	L	60,860
11/19	@LA	14-20	L	54,097
11/25	NO	6-37	L	42,815
12/2	@SD	28-26	W	50,198

RECORD: 6-10 [3RD IN NFC WEST]

## 1980

COACH: LEEMAN BENNETT

9/7	@MIN	23-24	L	44,773
9/14	@NE	37-21	W	48,321
9/21	MIA	17-20	L	54,479
9/28	@SF	20-17	W	56,518
10/5	DET	43-28	W	57,652
10/12	NYJ	7-14	L	57,458
10/19	@NO	41-14	W	62,651
10/26	LA	13-10	W	57,401
11/2	@BUF	30-14	W	57,959
11/9	@STL	33-27(OT)	W	48,662
11/16	NO	31-13	W	53,871
11/23	CHI	28-17	W	49,164
11/30	WAS	10-6	W	55,665
12/7	@PHI	20-17	W	70,205
12/14	SF	35-10	W	55,767
12/21	@LA	17-20(OT)	L	62,469

RECORD: 12-4 [1ST IN NFC WEST]

POSTSEASON

NFC WILD CARD GAME

1/4	DAL	27-30	L	60,022
-----	-----	-------	---	--------

## 1981

COACH: LEEMAN BENNETT

9/6	NO	27-0	W	57,406
9/13	@GB	31-17	W	55,382
9/20	SF	34-17	W	56,653
9/27	@CLE	17-28	L	78,283
10/5	@PHI	13-16	L	71,488
10/11	LA	35-37	L	57,841
10/18	STL	41-20	W	51,428
10/25	NYG	24-27(OT)	L	48,410
11/1	@NO	41-10	W	63,637
11/8	@SF	14-17	L	59,127
11/15	PIT	20-34	L	57,485
11/23	MIN	31-30	W	54,086
11/29	@HOU	31-27	W	40,201
12/6	@TB	23-24	L	69,221
12/14	@LA	16-21	L	57,054
12/20	CIN	28-30	L	35,972

RECORD: 7-9 [2ND IN NFC WEST]

# YEAR-BY-YEAR RESULTS

## 1982

COACH: DAN HENNING

9/4	@CHI	20-17	W	60,165
9/11	NYG	13-16(OT)	L	52,850
9/18	@DET	30-14	W	54,622
9/25	@SF	20-24	L	57,814
10/2	PHI	24-28	L	50,621
10/9	NO	17-19	L	51,654
10/16	@LA	21-27	L	50,404
10/23	@NYJ	27-21	W	46,878
10/30	NE	24-13	W	47,546
11/6	@NO	10-27	L	67,062
11/14	LA	13-36	L	31,203
11/20	SF	28-24	W	32,782
11/27	GB	47-41(OT)	W	35,688
12/4	@WAS	21-37	L	52,074
12/10	@MIA	24-31	L	56,725
12/18	BUF	31-14	W	31,01

RECORD: 7-9 [4TH IN NFC WEST]

## 1984

COACH: DAN HENNING

9/2	@NO	36-28	W	66,652
9/9	DET	24-27(OT)	L	49,878
9/16	@MIN	20-27	L	53,955
9/23	HOU	42-10	W	45,248
9/30	@SF	5-14	L	57,990
10/7	@LA	30-28	W	47,832
10/14	NYG	7-19	L	50,268
10/22	LA	10-24	L	52,861
10/28	@PIT	10-35	L	55,971
11/5	@WAS	14-27	L	51,301
11/11	NO	13-17	L	40,590
11/18	CLE	7-23	L	28,280
11/25	@CIN	14-35	L	44,678
12/2	SF	7-35	L	29,644
12/9	@TB	6-23	L	33,808
12/16	PHI	26-10	W	15,582

RECORD: 4-12 [4TH IN NFC WEST]

## 1985

COACH: DAN HENNING

9/8	DET	27-28	L	37,785
9/15	@SF	16-35	L	58,923
9/22	DEN	28-44	L	37,903
9/29	@LA	6-17	L	49,870
10/6	SF	17-38	L	44,740
10/13	@SEA	26-30	L	60,430
10/20	NO	31-24	W	44,784
10/27	@DAL	10-24	L	57,941
11/3	WAS	10-44	L	42,209
11/10	@PHI	17-23(OT)	L	63,694
11/17	LA	30-14	W	29,960
11/24	@CHI	0-36	L	65,790
12/1	LA RAID.	24-34	L	20,585
12/8	@KC	10-38	L	18,199
12/15	MIN	14-13	W	14,167
12/22	@NO	16-10	W	37,717

RECORD: 4-12 [4TH IN NFC WEST]

## 1986

COACH: DAN HENNING

9/7	@NO	31-10	W	67,950
9/14	STL	33-13	W	46,463
9/21	@DAL	37-35	W	62,880
9/28	@TB	23-20(OT)	W	38,950
10/5	PHI	0-16	L	57,104
10/12	LA	26-14	W	51,662
10/19	SF	10-10(OT)	T	55,306
10/26	@LA	7-14	L	56,993
11/2	@NE	17-25	L	60,597
11/9	NYJ	14-28	L	53,476
11/16	CHI	10-13	L	55,520
11/23	@SF	0-20	L	58,747
11/30	@MIA	20-14	W	53,762
12/7	IND	23-28	L	30,397
12/14	NO	9-14	L	39,994
12/21	@DET	20-6	W	35,255

RECORD: 7-8-1 [3RD IN NFC WEST]

# YEAR-BY-YEAR RESULTS

## 1987

COACH: MARION CAMPBELL

9/13	@TB	10-48	L	51,250
9/20	WAS	21-20	W	50,882
9/27	@NO	(CANCELLED BY STRIKE)	L	37,903
10/4	PIT	12-28	L	16,667
10/11	SF	17-25	L	8,684
10/18	LA	24-20	W	15,813
10/25	@HOU	33-37	L	29,062
11/1	NO	0-38	L	42,196
11/8	@CLE	3-38	L	71,135
11/15	CIN	10-16	L	25,758
11/22	@MIN	13-24	L	53,866
11/29	STL	21-34	L	15,909
12/6	@DAL	21-10	W	40,103
12/13	@LA	0-33	L	43,310
12/20	@SF	7-35	L	54,698
12/27	DET	13-30	L	13,906

RECORD: 3-12 (4TH IN NFC WEST)

## 1988

COACH: MARION CAMPBELL

9/4	@DET	17-31	L	31,075
9/11	NO	21-29	L	48,901
9/18	@SF	34-17	W	60,168
9/25	@DAL	20-26	L	39,702
10/2	SEA	20-31	L	28,619
10/9	LA	0-33	L	30,852
10/16	@DEN	14-30	L	75,287
10/23	NYG	16-23	L	45,092
10/30	@PHI	27-24	W	60,091
11/6	GB	20-0	W	29,952
11/13	SD	7-10	L	26,329
11/20	@LA RAID.	12-6	W	40,967
11/27	TB	17-10	W	14,020
12/4	SF	3-13	L	44,048
12/11	@LA	7-22	L	42,828
12/18	@NO	9-10	L	60,566

RECORD: 5-11 (4TH IN NFC WEST)

## 1989

COACH: MARION CAMPBELL

9/10	LA	21-31	L	38,708
9/17	DAL	27-21	W	55,285
9/24	@IND	9-13	L	57,816
10/1	@GB MIL	21-23	L	54,647
10/8	@LA	14-26	L	52,182
10/15	NE	16-15	W	39,697
10/22	@PHO	20-34	L	33,894
10/29	@NO	13-20	L	65,153
11/5	BUF	30-28	W	45,267
11/12	@SF	3-45	L	59,914
11/19	NO	17-26	L	53,173
11/26	@NYJ	7-27	L	40,429
12/3	SF	10-23	L	43,128
12/10	@MIN	17-43	L	58,116
12/17	WASH	30-31	L	37,501
V	DET	24-31	L	7,792

RECORD: 3-13 (4TH IN NFC WEST)

## 1990

COACH: JERRY GLANVILLE

9/9	HOU	47-27	W	56,222
9/16	@DET	14-21	L	48,961
9/23	@SF	13-19	L	62,858
10/7	NO	28-27	W	57,401
10/14	SF	35-45	L	57,921
10/21	@LA	24-44	L	54,761
10/28	CIN	38-17	W	53,214
11/4	@PIT	9-21	L	57,09
11/11	@CHI	24-30	L	62,855
11/18	PHI	23-24	L	53,755
11/25	@NO	7-10	L	68,629
12/2	@TB	17-23	L	42,839
12/9	PHO	13-24	L	36,222
12/16	@CLE	10-13	L	46,536
12/23	LA	20-13	W	30,021
12/30	DAL	26-7	W	50,097

RECORD: 5-11 (4TH IN NFC WEST)

# YEAR-BY-YEAR RESULTS

## 1991

COACH: JERRY GLANVILLE

9/1	@KC	3-14	L	74,246
9/8	MIN	19-20	L	50,936
9/15	@SD	13-10	W	44,804
9/22	LA RAID.	21-17	W	53,615
9/29	NO	6-27	L	56,556
10/13	@SF	39-34	W	57,343
10/20	@PHO	10-16	L	24,124
10/27	LA	31-14	W	50,187
11/3	SF	17-14	W	51,259
11/10	@WAS	17-56	L	52,641
11/17	TB	43-7	W	41,274
11/24	@NO	23-20(OT)	W	68,591
12/1	GB	35-31	W	43,270
12/8	@LA	31-14	W	35,315
12/15	SEA	26-13	W	55,834
12/22	@DAL	27-31	L	60,962

RECORD: 10-6 [5TH IN NFC WEST]

### POSTSEASON

NFC WILD CARD GAME

12/29	@NO	27-20	W	68,794
-------	-----	-------	---	--------

NFC WILD CARD GAME

1/4/92	@WAS	7-24	L	55,181
--------	------	------	---	--------

## 1992

COACH: JERRY GLANVILLE

9/6	NYJ	20-17	W	65,585
9/13	@WAS	17-24	L	54,343
9/20	NO	7-10	L	67,328
9/27	@CHI	31-41	L	63,528
10/4	GB	24-10	W	63,769
10/11	@MIA	17-21	L	68,633
10/18	@SF	17-56	L	63,302
11/1	LA	30-28	W	62,168
11/9	SF	3-41	L	67,404
11/15	PHO	20-17	W	58,477
11/22	@BUF	14-41	L	80,004
11/29	NE	34-0	W	54,494
12/3	@NO	14-22	L	68,591
12/13	@TB	35-7	W	39,056
12/21	DAL	17-41	L	67,036
12/27	@LA	27-38	L	37,706

RECORD: 6-10 [3RD IN NFC WEST]

## 1993

COACH: JERRY GLANVILLE

9/5	@DET	13-30	L	56,216
9/12	NO	31-34	L	64,287
9/19	@SF	30-37	L	63,032
9/27	PIT	17-45	L	65,477
10/3	@CHI	0-6	L	57,441
10/14	LA	30-24	W	45,231
10/24	@NO	26-15	W	69,043
10/31	TB	24-31	L	50,647
11/14	@LA	13-0	W	37,073
11/21	DAL	27-14	W	67,337
11/28	CLE	17-14	W	54,510
12/05	@HOU	17-33	L	58,186
12/11	SF	27-24	W	64,688
12/19	@WAS	17-30	L	50,192
12/26	@CIN	17-21	L	27,014
1/2	PHO	10-27	L	44,360

RECORD: 6-10 [3RD IN NFC WEST]

## 1994

COACH: JUNE JONES

9/4	@DET	28-31(OT)	L	60,740
9/11	LA	31-13	W	55,378
9/18	KC	10-30	L	67,357
9/25	@WAS	27-20	W	53,238
10/2	@LA	8-5	W	34,599
10/9	TB	34-13	W	52,633
10/16	SF	3-42	L	67,298
10/23	@LA RAID.	17-30	L	42,192
11/6	SD	10-9	W	59,217
11/13	@NO	32-33	L	60,313
11/20	@DEN	28-32	L	70,594
11/27	PHI	28-21	W	60,008
12/4	@SF	14-50	L	60,549
12/11	NO	20-29	L	61,307
12/21	@GB MIL	17-21	L	54,885
12/27	AZ	10-6	W	35,311

RECORD: 7-9 [3RD IN NFC WEST]

# YEAR-BY-YEAR RESULTS

## 1995

COACH: JUNE JONES

9/4	CAR	23-20(OT)	W	58,808
9/10	@SF	10-41	L	63,627
9/17	@NO	27-24(OT)	W	57,442
9/24	NYJ	13-3	W	40,778
10/1	NE	30-17	W	47,114
10/12	@STL	19-21	L	59,700
10/22	@TB	24-21	W	66,135
10/29	DAL	13-28	L	70,089
11/5	DET	34-22	W	49,619
11/12	@BUF	17-23	L	62,690
11/19	STL	31-6	W	46,309
11/26	@AZ	37-40(OT)	L	35,147
12/3	@MIA	20-21	L	63,395
12/10	NO	19-14	W	54,603
12/17	@CAR	17-21	L	53,833
12/24	SF	28-27	W	51,785

RECORD: 9-7 [2ND IN NFC WEST]

POSTSEASON

NFC WILD CARD GAME

12/31	@GB	20-37	L	60,453
-------	-----	-------	---	--------

## 1996

COACH: JUNE JONES

9/1	@CAR	6-29	L	69,522
9/8	MIN	17-23	L	42,688
9/22	PHI	18-33	L	40,107
9/29	@SF	17-39	L	62,995
10/6	@DET	24-28	L	58,666
10/13	HOU	13-23	L	35,401
10/20	@DAL	28-32	L	64,091
10/27	PIT	17-20	L	58,760
11/3	CAR	20-17	W	42,726
11/10	@STL	16-59	L	58,776
11/17	NO	17-15	W	43,119
11/24	@CIN	31-41	L	44,868
12/2	SF	10-34	L	46,318
12/8	@NO	31-15	W	32,923
12/15	STL	27-34	L	26,519
12/22	@JAC	17-19	L	71,449

RECORD: 3-13 [4TH IN NFC WEST]

## 1997

COACH: DAN REEVES

8/31	@DET	17-28	L	61,244
9/7	CAR	6-9	L	51,829
9/14	OAK	31-36	L	47,922
9/21	@SF	7-34	L	60,404
9/28	DEN	21-29	L	48,211
10/12	@NO	23-17	W	65,619
10/19	SF	28-35	L	53,378
10/26	@CAR	12-21	L	54,675
11/2	STL	34-31	W	36,583
11/9	TB	10-31	L	46,018
11/16	@STL	27-21	W	64,299
11/23	NO	20-3	W	48,620
11/30	@SEA	24-17	W	52,584
12/7	@SD	14-3	W	46,317
12/14	PHI	20-17	W	42,866
12/21	@ARZ	26-29	L	32,003

RECORD: 7-9 [3RD IN NFC WEST]

## 1998

COACH: DAN REEVES

9/6	@CAR	19-14	W	65,129
9/13	PHI	17-12	W	46,456
9/27	@SF	20-31	L	62,296
10/4	CAR	51-23	W	50,724
10/11	@NYG	34-20	W	71,173
10/18	NO	31-23	W	60,774
10/25	@NYJ	3-28	L	71,573
11/1	STL	37-15	W	37,996
11/8	@NE	41-10	W	59,790
11/15	SF	31-19	W	69,828
11/22	CHI	20-13	W	60,804
11/29	@STL	21-10	W	47,971
12/6	IND	28-21	W	61,141
12/13	@NO	27-17	W	61,678
12/20	@DET	24-17	W	67,143
12/27	MIA	38-16	W	69,754

RECORD: 14-2 [1ST IN NFC WEST]

POSTSEASON

NFC DIVISIONAL PLAYOFF GAME

1/9	SF	20-18	W	70,262
-----	----	-------	---	--------

NFC CHAMPIONSHIP GAME

1/17	@MIN	30-27(OT)	W	64,060
------	------	-----------	---	--------

SUPER BOWL XXXIII

1/31	VS DEN	19-34	L	74,803
------	--------	-------	---	--------



# YEAR-BY-YEAR RESULTS

## 1999

COACH: DAN REEVES

9/12	MIN	14-17	L	69,555
9/20	@DAL	7-24	L	63,663
9/26	@STL	7-35	L	63,253
10/3	BAL	13-19(OT)	L	50,712
10/10	@NO	20-17	W	57,289
10/17	STL	13-41	L	51,973
10/25	@PIT	9-13	L	58,141
10/31	CAR	27-20	W	52,594
11/7	JAC	7-30	L	68,466
11/21	@TB	10-19	L	65,158
11/28	@CAR	28-34	L	55,507
12/5	NO	35-12	W	62,568
12/12	@SF	7-26	L	67,465
12/19	@TEN	17-30	L	66,196
12/26	ARZ	37-14	W	47,074
1/3	SF	34-29	W	57,980

RECORD: 5-11 (3RD IN NFC WEST)

## 2000

COACH: DAN REEVES

9/3	SF	36-28	W	54,626
9/10	@DEN	14-42	L	75,466
9/17	@CAR	15-10	W	73,025
9/24	STL	20-41	L	58,761
10/1	@PHI	10-38	L	65,424
10/8	NYG	6-13	L	50,947
10/15	@STL	29-45	L	66,019
10/22	NO	19-21	L	56,508
10/29	CAR	13-12	W	46,178
11/5	TB	14-27	L	70,097
11/12	@DET	10-13	L	74,309
11/19	@SF	6-16	L	67,447
11/26	@OAK	14-41	L	55,175
12/3	SEA	10-30	L	44,680
12/17	@NO	7-23	L	64,900
12/24	KC	29-13	W	41,017

RECORD: 4-12 (5TH IN NFC WEST)

## 2001

COACH: DAN REEVES

9/9	@SF	13-16(OT)	L	65,989
9/23	CAR	24-16	W	49,312
9/30	@ARZ	34-14	W	28,878
10/7	CHI	3-31	L	47,640
10/14	SF	31-37(OT)	L	65,424
10/21	@NO	20-13	W	70,020
11/4	NE	10-24	L	45,572
11/11	DAL	20-13	W	70,452
11/18	@GB	23-20	W	59,849
11/25	@CAR	10-7	W	72,234
12/2	STL	6-35	L	60,787
12/9	NO	10-28	L	68,826
12/16	@IND	27-41	L	55,603
12/23	BUF	33-30	W	43,320
12/30	@MIA	14-21	L	73,619
1/6	@STL	13-31	L	66,033

RECORD: 7-9 (5TH IN NFC WEST)

POSTSEASON

NFC WILD CARD GAME

1/4 AT GB 27-7 W 65,358

NFC DIVISIONAL PLAYOFF GAME

1/11 AT PHI 6-20 L 66,452

## 2002

COACH: DAN REEVES

9/8	@GB	34-37(OT)	L	63,127
9/15	CHI	13-14	L	68,081
9/22	CIN	30-3	W	68,129
10/6	TB	6-20	L	68,936
10/13	@NYG	17-10	W	78,728
10/20	CAR	30-0	W	68,056
10/27	@NO	37-35	W	67,883
11/3	BAL	20-17	W	68,532
11/10	@PIT	34-34(OT)	T	62,779
11/17	NO	24-17	W	70,382
11/24	@CAR	41-0	W	72,533
12/1	@MIN	30-24(OT)	W	63,947
12/8	@TB	10-34	L	65,648
12/15	SEA	24-30(OT)	L	69,551
12/22	DET	36-15	W	69,307
12/29	@CLE	16-24	L	73,528

RECORD: 9-6-1 (2ND IN NFC SOUTH)

# YEAR-BY-YEAR RESULTS

## 2003

COACH: REEVES (3-10); PHILIPS (2-1)

9/7	@DAL	27-13	W	64,104
9/14	WAS	31-33	L	70,241
9/21	TB	10-31	L	70,871
9/28	@CAR	3-23	L	72,765
10/5	MIN	26-39	L	70,427
10/13	@STL	0-36	L	66,075
10/19	NO	17-45	L	70,837
11/2	PHI	16-23	L	70,064
11/9	@NYG	27-7	W	78,813
11/16	@NO	20-23(OT)	L	68,432
11/23	TEN	31-38	L	70,891
11/30	@HOU	13-17	L	70,388
12/7	CAR	20-14(OT)	W	70,079
12/14	@IND	7-38	L	57,103
12/21	@TB	30-28	W	65,572
12/28	JAC	21-14	W	70,266

RECORD: 5-11 (4TH IN NFC SOUTH)

## 2004

COACH: JIM MORA

9/12	@SF	21-19	W	65,584
9/19	STL	34-17	W	70,882
9/26	ARZ	6-3	W	70,534
10/3	@CAR	27-10	W	73,461
10/10	DET	10-17	L	70,434
10/17	SD	21-20	W	70,187
10/24	@KC	10-56	L	78,260
10/31	@DEN	41-28	W	75,083
11/14	TB	24-14	W	70,810
11/21	@NYG	14-10	W	78,793
11/28	NO	24-21	W	70,521
12/5	@TB	0-27	L	65,556
12/12	OAK	35-10	W	70,616
12/18	CAR	34-31(OT)	W	70,845
12/26	@NO	13-26	L	64,900
1/2	@SEA	26-28	L	66,740

RECORD: 11-5 (1ST IN NFC SOUTH)

### POSTSEASON

NFC DIVISIONAL PLAYOFF GAME

1/15 STL 47-17 W 70,709

NFC CHAMPIONSHIP GAME

1/23 @PHI 10-27 L 67,717

## 2005

COACH: JIM MORA

9/12	PHI	14-10	W	70,806
9/18	@SEA	18-21	L	66,030
9/25	@BUF	24-21	W	72,032
10/2	MIN	30-10	W	69,552
10/9	NE	28-31	L	71,079
10/16	@NO	34-31	W	65,562
10/24	NYJ	27-14	W	70,995
11/6	@MIA	17-10	W	72,187
11/13	GB	25-33	L	71,001
11/20	TB	27-30	L	70,794
11/24	@DET	27-7	W	62,390
12/4	@CAR	6-24	L	73,661
12/12	NO	36-17	W	70,083
12/18	@CHI	3-16	L	62,170
12/25	@TB	24-27(OT)	L	65,482
1/1	CAR	11-44	L	70,796

RECORD: 8-8 (3RD IN NFC SOUTH)

## 2006

COACH: JIM MORA

9/10	@CAR	20-6	W	73,522
9/17	TB	14-3	W	70,828
9/25	@NO	3-23	L	70,003
10/1	ARZ	32-10	W	68,981
10/15	NYG	14-27	L	70,840
10/22	PIT	41-38	W	71,151
10/29	@CIN	29-27	W	65,978
11/5	@DET	14-30	L	60,987
11/12	CLE	13-17	L	70,793
11/19	@BAL	10-24	L	70,790
11/26	NO	13-31	L	70,933
12/3	@WAS	24-14	W	86,436
12/10	@TB	17-6	W	65,691
12/16	DAL	28-38	L	71,102
12/24	CAR	3-10	L	68,834
12/31	@PHI	17-24	L	69,341

RECORD: 7-9 (3RD IN NFC SOUTH)

# YEAR-BY-YEAR RESULTS

## 2007

COACH: PETRINO (3-10); THOMAS (1-2)

9/9	@MIN	3-24	L	62,815
9/16	@JAC	7-13	L	61,821
9/23	CAR	20-27	L	68,175
9/30	HOU	26-16	W	69,312
10/7	@TEN	10-13	L	69,143
10/15	NYG	10-31	L	69,828
10/21	@NO	16-22	L	69,994
11/4	SF	20-16	W	66,049
11/11	@CAR	20-13	W	73,340
11/18	TB	7-31	L	69,480
11/22	IND	13-31	L	69,845
12/2	@STL	16-28	L	52,051
12/10	NO	14-34	L	69,553
12/16	@TB	3-37	L	65,133
12/23	@ARZ	27-30(OT)	L	64,159
12/30	SEA	44-41	W	64,925

RECORD: 4-12 (4TH IN NFC SOUTH)

## 2008

COACH: MIKE SMITH

9/7	DET	34-21	W	62,310
9/14	@TB	9-24	L	63,611
9/21	KC	38-14	W	62,434
9/28	@CAR	9-24	L	72,688
10/5	@GB	27-24	W	70,610
10/12	CHI	22-20	W	64,096
10/26	@PHI	14-27	L	69,144
11/2	@OAK	24-0	W	61,196
11/9	NO	34-20	W	64,826
11/16	DEN	20-24	L	64,358
11/23	CAR	45-28	W	64,841
11/30	@SD	22-16	W	67,200
12/7	@NO	25-29	L	70,011
12/14	TB	13-10(OT)	W	65,045
12/21	@MIN	24-17	W	62,889
12/28	STL	31-27	W	64,617

RECORD: 11-5 (2ND IN NFC SOUTH)

POSTSEASON

NFC WILD CARD GAME

1/3	@ARZ	24-30	L	62,848
-----	------	-------	---	--------

## 2009

COACH: MIKE SMITH

9/13	MIA	19-7	W	67,606
9/20	CAR	28-20	W	67,313
9/27	@NE	10-26	L	68,756
10/11	@SF	45-10	W	69,732
10/18	CHI	21-14	W	68,082
10/25	@DAL	21-37	L	81,521
11/2	@NO	27-35	L	70,088
11/8	WAS	31-17	W	67,982
11/15	@CAR	19-28	L	73,239
11/22	@NYG	31-34(OT)	L	78,491
11/29	TB	20-17	W	67,029
12/6	PHI	7-34	L	69,560
12/13	NO	23-26	L	68,930
12/20	@NYJ	10-7	W	76,866
12/27	BUF	31-3	W	68,887
1/3	@TB	20-10	W	62,578

RECORD: 9-7 (2ND IN NFC SOUTH)

## 2010

COACH: MIKE SMITH

9/12	@PIT	9-15(OT)	L	63,609
9/19	ARZ	41-7	W	66,824
9/26	@NO	27-24(OT)	W	70,051
10/3	SF	16-14	W	66,874
10/10	@CLE	20-10	W	65,290
10/17	@PHI	17-31	L	69,144
10/24	CIN	39-32	W	67,665
11/7	TB	27-21	W	67,266
11/11	BAL	26-21	W	68,474
11/21	@STL	34-17	W	53,005
11/28	GB	20-17	W	68,204
12/5	@TB	28-24	W	53,955
12/12	@CAR	31-10	W	71,235
12/19	@SEA	34-18	W	67,101
12/27	NO	14-17	L	70,144
1/2	CAR	31-10	W	67,349

RECORD: 13-3 (1ST IN NFC SOUTH)

POSTSEASON

NFC DIVISIONAL PLAYOFF GAME

1/15	GB	21-48	L	69,210
------	----	-------	---	--------

# YEAR-BY-YEAR RESULTS

## 2011

COACH: MIKE SMITH

9/11	@CHI	12-30	L	62,115
9/18	PHI	35-31	W	69,608
9/25	@TB	13-16	L	46,995
10/2	@SEA	30-28	W	66,266
10/9	GB	14-25	L	69,576
10/16	CAR	31-17	W	69,047
10/23	@DET	23-16	W	63,625
11/6	@IND	31-7	W	65,218
11/13	NO	23-26	L	70,359
11/20	TEN	23-17	W	68,164
11/27	MIN	24-14	W	68,115
12/4	@HOU	10-17	L	71,545
12/11	@CAR	31-23	W	72,680
12/15	JAX	41-14	W	68,856
12/26	@NO	16-45	L	70,086
1/1	TB	45-24	W	68,167

RECORD: 10-6 [2ND IN NFC SOUTH]

POSTSEASON

NFC WILD CARD GAME

1/8	@NYG	2-24	L	79,909
-----	------	------	---	--------

## 2012

COACH: MIKE SMITH

9/9	@KC	40-24	W	71,180
9/17	DEN	27-21	W	70,427
9/23	@SD	27-3	W	61,297
9/30	CAR	30-28	W	69,594
10/7	@WSH	24-17	W	75,337
10/14	OAK	23-20	W	69,383
10/28	@PHI	30-17	W	69,144
11/4	DAL	19-13	W	70,840
11/11	@NO	27-31	L	73,126
11/18	ARZ	23-19	W	69,630
11/25	@TB	24-23	W	54,400
11/29	NO	23-13	W	70,514
12/9	@CAR	20-30	L	73,292
12/16	NYG	34-0	W	70,741
12/22	@DET	31-18	W	63,849
12/30	TB	17-24	L	69,644

RECORD: 13-3 [1ST IN NFC SOUTH]

POSTSEASON

NFC DIVISIONAL PLAYOFF GAME

1/13	SEA	30-28	W	70,366
------	-----	-------	---	--------

NFC CHAMPIONSHIP GAME

1/20	SF	24-28	L	70,863
------	----	-------	---	--------

## 2013

COACH: MIKE SMITH

9/8	@NO	17-23	L	72,348
9/15	STL	31-24	W	70,056
9/22	@MIA	23-27	L	70,660
9/29	NE	23-30	L	70,744
10/7	NYJ	28-30	L	70,246
10/20	TB	31-23	W	69,522
10/27	@ARZ	13-27	L	60,671
11/3	@CAR	10-34	L	73,720
11/10	SEA	10-33	L	70,309
11/17	@TB	28-41	L	55,360
11/21	NO	13-17	L	70,422
12/1	@BUF	34-31	W	38,969
12/8	@GB	21-22	L	77,550
12/15	WSH	27-26	W	70,069
12/23	@SF	24-34	L	69,732
12/29	CAR	30-21	L	70,427

RECORD: 4-12 [3RD IN NFC SOUTH]

## 2014

COACH: MIKE SMITH

9/8	NO	37-34	W	70,706
9/15	@CIN	10-24	L	58,574
9/22	TB	56-14	W	70,318
9/29	@MIN	28-41	L	52,173
10/7	@NYG	20-30	L	80,307
10/20	CHI	13-27	L	70,712
10/27	@BAL	7-29	L	71,184
11/3	DET	21-22	L	83,532
11/10	@TB	27-17	W	57,751
11/17	@CAR	19-17	W	73,314
11/21	CLE	24-26	L	70,046
12/1	ARI	29-18	W	69,557
12/8	@GB	37-43	L	77,512
12/15	PIT	20-27	L	71,161
12/23	@NO	30-14	W	73,164
12/29	CAR	3-34	L	71,015

RECORD: 6-10 [2ND IN NFC SOUTH]

# YEAR-BY-YEAR RESULTS

## 2015

COACH: DAN QUINN

9/14	PHI	26-24	W	70,516
9/20	@NYG	24-20	W	77,678
9/27	@DAL	39-28	W	90,345
10/4	HOU	48-21	W	69,904
10/11	WAS	25-19	W	70,178
10/15	@NO	21-31	L	73,018
10/25	@TEN	10-7	W	63,329
11/1	TB	20-23	L	70,524
11/8	@SF	16-17	L	70,799
11/22	IND	21-24	L	70,433
11/29	MIN	10-20	L	70,610
12/6	@TB	19-23	L	58,221
12/13	@CAR	0-38	L	74,420
12/20	@JAX	23-17	W	64,016
12/27	CAR	20-13	W	70,981
1/3	NO	17-20	L	69,699

RECORD: 8-8 (2ND IN NFC SOUTH)

## 2016

COACH: DAN QUINN

9/11	TB	31-24	L	69,382
9/18	@OAK	35-28	W	54,081
9/26	@NO	45-32	W	73,003
10/2	CAR	48-33	W	70,508
10/9	@DEN	23-16	W	76,802
10/16	@SEA	26-24	L	69,071
10/23	SD	33-30	L	69,832
10/30	GB	33-32	W	70,165
11/3	@TB	43-28	W	57,797
11/13	@PHI	24-15	L	69,596
11/27	ARI	38-19	W	69,233
12/4	KC	29-28	L	69,879
12/11	@LA	42-14	W	82,495
12/18	SF	41-13	W	70,164
12/24	@CAR	33-16	W	73,549
1/1	NO	38-32	W	70,835

RECORD: 11-5 (1ST IN NFC SOUTH)

### POSTSEASON

NFC DIVISIONAL PLAYOFF GAME

1/14	SEA	36-20	W	71,155
------	-----	-------	---	--------

NFC CHAMPIONSHIP GAME

1/22	GB	44-21	W	71,127
------	----	-------	---	--------

SUPER BOWL LI

1/31	VS NE	34-28 (OT)	L	70,807
------	-------	------------	---	--------

## 2017

COACH: DAN QUINN

9/10	@CHI	23-17	W	61,857
9/17	GB	34-23	W	70,826
9/24	@DET	30-26	W	63,240
10/1	BUF	23-17	L	71,273
10/15	MIA	20-17	L	70,593
10/22	@NE	23-7	L	65,878
10/29	@NYJ	25-20	W	77,652
11/5	@CAR	20-17	L	73,761
11/12	DAL	27-7	W	57,797
11/20	@SEA	34-31	W	69,026
11/26	TB	34-20	W	71,036
12/3	MIN	14-9	L	71,185
12/7	NO	20-17	W	72,866
12/18	@TB	24-21	W	62,382
12/24	@NO	23-13	L	73,188
12/31	CAR	22-10	W	74,141

RECORD: 10-6 (3RD IN NFC SOUTH)

## 2018

COACH: DAN QUINN

9/10	@CHI	23-17	W	61,857
9/17	GB	34-23	W	70,826
9/24	@DET	30-26	W	63,240
10/1	BUF	23-17	L	71,273
10/15	MIA	20-17	L	70,593
10/22	@NE	23-7	L	65,878
10/29	@NYJ	25-20	W	77,652
11/5	@CAR	20-17	L	73,761
11/12	DAL	27-7	W	57,797
11/20	@SEA	34-31	W	69,026
11/26	TB	34-20	W	71,036
12/3	MIN	14-9	L	71,185
12/7	NO	20-17	W	72,866
12/18	@TB	24-21	W	62,382
12/24	@NO	23-13	L	73,188
12/31	CAR	22-10	W	74,141

RECORD: 10-6 (3RD IN NFC SOUTH)

# YEAR-BY-YEAR RESULTS

## 2019

COACH: DAN QUINN

9/8	@MIN	28-12	L	66,714
9/15	PHI	24-20	W	72,443
9/22	@IND	27-24	L	60,295
9/29	TEN	24-10	L	72,108
10/6	@HOU	53-32	L	71,787
10/13	@ARI	34-33	L	60,140
10/20	LAR	37-10	L	71,856
10/27	SEA	27-20	L	71,483
11/10	@NO	26-9	W	73,283
11/17	@CAR	29-3	W	73,106
11/24	TB	35-22	L	71,463
11/28	NO	26-18	L	71,993
12/8	CAR	40-20	W	70,592
12/15	@SF	29-22	W	70,910
12/22	JAX	24-12	W	70,873
12/29	@TB	28-22	W	50,417

RECORD: 7-9 [2ND IN NFC SOUTH]

## 2020

COACH: QUINN (0-5), RAHEEM MORRIS (4-7)

9/13	SEA	38-25	L	N/A
9/20	@DAL	40-39	L	21,708
9/27	CHI	30-26	L	N/A
10/5	@GB	30-16	L	N/A
10/11	CAR	23-16	L	6,656
10/18	@MIN	40-23	W	N/A
10/25	DET	23-22	L	7,796
10/29	@CAR	25-17	W	5,240
11/8	DEN	34-27	W	7,665
11/22	@NO	24-9	L	6,000
11/29	LV	43-6	W	9,124
12/6	NO	21-16	L	8,713
12/13	@LAC	20-17	L	N/A
12/20	TB	31-27	L	10,703
12/27	@KC	17-14	L	13,470
1/3	@TB	44-27	L	16,009

RECORD: 4-12 [4TH IN NFC SOUTH]

## 2021

COACH: ARTHUR SMITH (7-10)

9/12	PHI	32-6	L	68,633
9/19	@TB	48-25	L	63,694
9/26	@NYG	17-14	W	75,307
10/3	WAS	34-30	L	68,259
10/10	NYJ	27-20	W	60,589
10/24	@MIA	30-28	W	62,739
10/31	CAR	19-13	L	68,583
11/7	@NO	27-25	W	69,170
11/14	@DAL	43-3	L	93,436
11/18	NE	25-0	L	68,286
11/28	@JAX	21-14	W	60,031
12/5	TB	30-17	L	69,366
12/12	@CAR	29-21	W	72,243
12/19	@SF	31-13	L	71,650
12/26	DET	20-16	W	68,638
1/2	@BUF	29-15	L	64,948
1/9	NO	30-20	L	68,336

RECORD: 7-10 [3RD IN NFC SOUTH]

## 2022

COACH: ARTHUR SMITH (7-10)

9/11	NO	27-26	L	70,078
9/18	@LAR	31-27	L	71,802
9/25	@SEA	27-23	W	68,773
10/2	CLE	23-20	W	69,435
10/9	@TB	21-15	L	68,299
10/16	SF	28-14	W	69,813
10/23	@CIN	35-17	L	66,158
10/30	CAR	37-34	W	68,996
11/6	LAC	20-17	L	69,299
11/10	@CAR	25-15	L	72,029
11/20	CHI	27-24	W	69,757
11/27	@WAS	19-13	L	53,864
12/4	PIT	19-16	L	70,325
12/18	@NO	21-18	L	70,041
12/24	@BAL	17-9	L	70,467
1/1	ARI	20-19	W	69,269
1/8	TB	30-17	W	69,276

RECORD: 7-10 [4TH IN NFC SOUTH]

# YEAR-BY-YEAR RESULTS

## 2023

COACH: ARTHUR SMITH (7-10)

9/10	CAR	24-10	W	69,597
9/17	GB	25-24	W	69,251
9/24	@DET	20-6	L	63,803
10/1	@JAX	23-7	L	85,716
10/8	HOU	21-19	W	69,461
10/15	WAS	24-16	L	69,921
10/22	@TB	16-13	W	62,620
10/29	@TEN	28-23	L	68,008
11/5	MIN	31-28	L	69,715
11/12	@ARI	25-23	L	62,861
11/26	NO	24-15	W	70,166
12/3	@NYJ	13-8	W	74,455
12/10	@TB	29-25	L	69,496
12/17	@CAR	9-7	L	70,301
12/24	IND	29-10	W	69,221
12/31	@CHI	37-17	L	61,752
1/7	@NO	48-17	L	70,072

RECORD: 7-10 (3RD IN NFC SOUTH)





# TEAM HISTORY

2024

---







RANKIN M. SMITH - TEAM FOUNDER

"He was a pioneer and a quiet leader. He was a person of great integrity and had a lot of respect from me and my predecessor, Pete Rozelle, and from all of the other owners. He was such a high quality person. He was a person on whose work you could rely on. In the 1960s he was a pioneer in bringing the NFL to Georgia, and particularly in the Southeast."

– Former NFL Commissioner Paul Tagliabue

Team owner and founder Rankin M. Smith passed away from heart complications just hours before the Falcons October 26, 1997 game at Carolina. Some of the largest footprints on professional, college and high school sports in Atlanta belong to Smith, who founded the Atlanta Falcons in 1966.

Over three decades ago in the early 1960s, Smith began planting the seeds that saw professional sports finally blossom in Atlanta.

Smith was part of a group that formed "Major Sports, Inc.," with goals of pro sports franchises for Atlanta. That group helped get Atlanta Stadium built by 1965. Major Sports, Inc., later became the Stadium Authority that operated Atlanta-Fulton County Stadium.

Smith paid the highest price in NFL history at the time in 1965 for an NFL franchise. Former commissioner Pete Rozelle and Smith made the deal in about five minutes and the Atlanta

Falcons brought the largest and most popular sport to the city of Atlanta.

Smith worked with the city, county and state to build one of the largest facilities for conventions, trade shows and other major events in the world. The spectacular Georgia Dome opened its doors in 1992, giving the Falcons one of the best fan-friendly stadiums in America. Having the Georgia Dome helped bring the Olympic games to Atlanta in 1992.

He was the catalyst and driving force in bringing the most prestigious of all sporting events, the Super Bowl, to Atlanta in 1994. The week-long fanfare and the most-watched TV sport in the world, added a huge economic value to the city and tons of free publicity to lure other events, conventions and meetings to the city. He lobbied hard to bring back the game to Atlanta in 2000.

The date June 30, 1965, will always be remembered as both a termination and a commencement in the history of Atlanta sports. For on that day the end came to the many and disparate struggles to place a professional football team in the Southeast's key metropolis. At the same time the Atlanta Falcons were born and began a storied tenure in the National Football League.

All that had gone before — the successes (an \$18 million stadium to play in) and the near-misses (aborted attempts to place

other franchises in the city) — was set aside for the immediate business of fielding a team in little over a year's time.

Prime mover in this task was Rankin Smith, a young insurance executive who had controlling ownership of the Falcons.

Virtually unknown to the general public before that June day, Smith immediately endeared himself to aficionados of the sport by asking a choice rhetorical question at a press conference following his acquisition of the franchise: "Doesn't every adult male in America want to own his own football team?" Not every adult male American has the wherewithal to swing such a deal, but it was comforting to hear that a man is capable of dreams like those of any other guy.

The day's proceedings threw the city into a happy delirium unequalled in the history of football. By the time Smith got back to his insurance office 24 hours later, there had been over 1,000 phone calls for tickets. He had to push his way through stacks of mail. By August, when a contest was completed which resulted in the nickname Falcons, a few of the avid fans even had come to blows in defense of what they believed their adopted team should be called. Several persons suggested the name "Falcons" in a contest, but a school teacher from nearby Griffin, Miss Julia Elliott, was selected winner because of her reasons: "the falcon is proud and dignified, with great courage and fight. It never drops prey. It is deadly and has a great sporting tradition."

By the middle of December, Smith had signed the most coveted college football player in the nation, Texas linebacker Tommy Nobis. By Christmas Eve, when the Falcons cut off a brief 54-day ticket sale requiring almost no promotion, an NFL record had been established for season tickets sold by a new club (45,000).

And in January, Smith surprised the entire athletic fraternity by naming a head coach who never had been mentioned in the perpetual stream of journalistic speculation about the job. But Green Bay Packer assistant Norb Hecker assumed his new post with vigor and immediately embraced the gigantic job of sifting — along with Director of Player Personnel Gene Cronin — a huge list of NFL players made available to the Atlanta expansion team by other teams in the league.

Finally, three men were chosen from each club and these 42 formed the nucleus of the roster Hecker had to work with when he took the team to summer training camp in Black Mountain, North Carolina in early July. Added to this group were the drafted rookies, scores of free agents and a few miscellaneous players obtained in trades. In all, Hecker and

his staff were faced with evaluating over 130 men from July to September.

Then, on August 27, in Columbia, South Carolina, the Falcons recorded their first victory, defeating the San Francisco 49ers, 24–17, in a preseason game.

Once the stadium, Atlanta-Fulton County Stadium, was built, Atlantans felt the time was ripe to start pursuing professional football. One independent group which had been active in NFL preseason promotions in Atlanta applied for franchises in both the AFL and the NFL, acting entirely on its own with no guarantee of stadium rights. Another group reported it had deposited earnest money for a team in the AFL.

With everyone running in different directions, some local businessmen worked out a deal and were awarded an AFL franchise on June 7, 1965, contingent upon acquiring exclusive stadium rights from city officials. NFL Commissioner Pete Rozelle, who had been moving deliberately in Atlanta matters, headed on the next plane down to Atlanta to protect his league's claim on the city of Atlanta. He forced the city to make a choice between the two leagues. Of course, on that memorable June 30, Rankin Smith and the NFL were the choice.

The huge void which had been the Southeast without an NFL team was beginning to close. Fans were looking now toward Atlanta. The Falcons expect to be filling that void for a long time.

A new chapter in the history of the Atlanta Falcons began on December 6, 2001. On that day, Arthur M. Blank, the co-founder and retired co-chairman of Atlanta-based Home Depot, reached a preliminary agreement with the Falcons' Taylor Smith to purchase the team. In a special meeting prior to Super Bowl XXXVI in New Orleans on February 2, 2002, NFL owners voted unanimously to approve the purchase.

# YEAR-BY-YEAR HISTORY

## 1966

Rankin M. Smith was awarded, by the National Football League, a franchise for the city of Atlanta for \$8.5 million. At the time there were 14 NFL franchises in existence, eight AFL clubs. Officially, Atlanta became the 23rd professional football club in existence, the 15th in the NFL prior to the merger. An average of 56,526 people filled Atlanta Stadium to watch the Falcons finish their inaugural season at 3-11. The Falcons claimed their first victory on November 20, defeating the New York Giants, 27-16, at storied Yankee Stadium. Head Coach Norb Hecker's team, at the time, became the only expansion team in history not to finish in last place. The Falcons finished in seventh place in a field of eight teams in the NFL's Eastern Conference. The Falcons' first pick in the draft, LB Tommy Nobis, was voted to the Pro Bowl and named Rookie of the Year.

## 1967

A disappointing second year saw the Falcons finish the season at 1-12-1. While the broad picture looked bleak, there were cameos of excellence that led to a promising future. LB Tommy Nobis was named to his second Pro Bowl and RB Junior Coffey ended the year with 722 yards to finish as the eighth leading rusher in the league and the Falcons' Most Valuable Player.

## 1968

Norm Van Brocklin was named to replace Norb Hecker as head coach after three games in the season. The 2-12 Falcons won twice after Brocklin's arrival and finished short by a touchdown or less in three other games. DE Claude Humphrey, the Falcons first-round draft choice, was voted NFL Defensive Rookie of the Year for his play at left end. Billy Lothridge, despite having to start at safety, won his second consecutive NFL punting championship. LB Tommy Nobis was also named to his third-straight Pro Bowl.

## 1969

The Falcons doubled their best victory total ending the season at 6-8. Atlanta started the season with its first victory in a season opener, a 24-12 decision, vs. San Francisco at Fulton-County Stadium. Backup QB Randy Johnson was named NFL Offensive Player of the Week for his four-touchdown effort in the Falcons' 48-31 victory over the Chicago Bears on November 16. RB Harmon Wages scored three touchdowns vs. New Orleans on December 7, as he threw, caught and ran for a touchdown in a 45-17 win. The club would finish the season in its highest place yet in the Coastal Division at third. Seven Falcons were named to the Pro Bowl: RB Jim Butler, QB Bob Berry, LB Greg Brezina, K Bob Etter, T George Kunz, TE Jim Mitchell and DB Ken Reeves.

## 1970

The Falcons completed their fifth season at 4-8-2, but were not far away from having their first winning season as four times Atlanta led deep in the fourth quarter (vs. San Fran-

cisco, Green Bay, Los Angeles and Philadelphia) only to lose or be tied in the final moments. Quarterback Bob Berry had the franchise's first 300-yard passing game vs. the Packers on September 27 and RB Jim Butler set a new club record in rushing with 127 yards on 17 carries in the home opener vs. the 49ers on October 4. Over 30 million viewers saw the Falcons face the Dolphins in Atlanta's first game nationally on Monday Night Football with Miami prevailing, 20-7. Defensive end Claude Humphrey, T George Kunz and LB Tommy Nobis represented the Falcons at the Pro Bowl.

## 1971

For the first time in team history, ticket prices are raised. Most seats increase in price from \$6 to \$7.50. Head coach Norm Van Brocklin was elected to the Pro Football Hall of Fame. Furman University in Greenville, South Carolina, becomes the third home of the Falcons' training camp. The Falcon uniform is also changed as the team switches to red jerseys. On November 22, Atlanta wins its first nationally-televised game with a 28-21 victory over Green Bay at home on Monday Night Football. The Falcons post their first winning season in history at 7-6-1, after WR Ken Burrow pulls in a winning touchdown pass from QB Bob Berry with 40 seconds remaining in a 24-20 victory over New Orleans on December 19 in the regular-season finale, but still do not qualify for the postseason. DE Claude Humphrey is named to his second-straight Pro Bowl.

## 1972

Draft rights for Heisman Trophy winner Pat Sullivan of Auburn are obtained as the Falcons make four deals involving six veterans. RB Dave Hampton scores two touchdowns and rushes for a club record of 161 yards as the Falcons stop Los Angeles, 31-3, on October 1 for the team's first victory ever, in 11 games, over the Rams. Fellow RB Art Malone rushes for 103 yards, marking the first time in Atlanta's seven-year history that two backs

## 1973

Smashing 35 team records, the Falcons defeat New Orleans in the season opener, 62-7. In one of the most dramatic comebacks in the club's history, Atlanta rebounds to defeat the previously unbeaten Minnesota Vikings, 20-14, before a capacity crowd and national-television audience at Atlanta Stadium. The Falcons finish the season at 9-5 for their most wins and best record ever, but lose out to the playoffs by just one game. Rookie kicking specialist Nick Mike-Mayer, DE Claude Humphrey, DE John Zook and T George Kunz were named to the National Football Conference Pro Bowl team on December 18.

## 1974

Norm Van Brocklin is fired as head coach-general manager after eight games into the season on November 5. Marion Campbell, the Falcons' defensive coordinator since 1969, is named head coach the following day. A record low of 40,202 "no shows" is recorded at Atlanta Stadium as Los Angeles de-

# YEAR-BY-YEAR HISTORY

feats the Falcons, 30–7, in sub-freezing weather on December 1. Rookie QB Kim McQuilken, making his second start of the year, leads the Falcons to a season-closing 10–3 victory over Green Bay to finish the team's record for the year at 3–11. DE Claude Humphrey and C Jeff Van Note are selected to represent Atlanta at the Pro Bowl.

## 1975

The Falcons trade veteran T George Kunz and a draft choice to Baltimore for the No. 1 pick in the 1975 NFL draft. Atlanta also got the Colts' sixth round choice. QB Steve Bartkowski of California, a consensus All-America, is selected by the Falcons as the No. 1 draft choice on January 28. On February 26, Pat Peppler, instrumental in the construction of two Super Bowl championships at Green Bay (1967 and 1968) and Miami (1973 and 1974), is named the Falcons' new general manager. RB Dave Hampton finally cracked the elusive 1,000-yard Club, by gaining 61 yards in the final game of the season against the Green Bay Packers. Those yards pushed his total to 1,002, making him the first back in Falcons history to gain 1,000 or more yards rushing. Atlanta ended the season at 4–10. The Falcons had two players selected to the Pro Bowl following the season: C Jeff Van Note and P John James.

## 1976

After the club's fourth loss in five starts, Marion Campbell is fired as head coach. Chairman of the Board Rankin M. Smith Sr. names Pat Peppler interim head coach on October 11. Atlanta exploded for 17 points in the fourth quarter to upset playoff-bound Dallas, 17–10, on Nov. 21, before 54,992 fans at Atlanta-Fulton County Stadium. Under Peppler, the Falcons finish the season 4–10. P John James is selected to his second straight Pro Bowl.

## 1977

The Falcons begin a complete revamping of the front office. On February 1, former Washington Redskin and Dallas Cowboy QB Eddie LeBaron is named General Manager and Rankin M. Smith, Jr. is named President of the team. Leeman Bennett, an assistant coach with the Los Angeles Rams for four years, is named the Falcons' head coach on February 3. During the season, the Falcons defense established a modern-day NFL record of 129 points allowed in a 14-game season, as the club finishes 7–7. The defense gains the popular nickname "The Gritz Blitz": P John James, DE Claude Humphrey and DB Roland Lawrence are named to the Pro Bowl.

## 1978

On March 30, the Falcons announce plans for a new year-round training site and team headquarters to be constructed in Suwanee, Georgia. The team unveiled new uniforms, which featured silver-gray pants on August 19. The Falcons record their first ever shutout in Atlanta-Fulton County Stadium on October 15, with a 14–0 defeat of Detroit. K Tim Mazzetti kicks five field goals to give Atlanta a 15–7 Monday Night victory

over the Los Angeles Rams on October 30. On December 16, the Falcons clinch their first ever playoff berth when Chicago defeats Washington as the Falcons close out the season with a 9–7 record. QB Steve Bartowski throws two touchdown passes in the final eight minutes to spark a 14–13 Atlanta win vs. Philadelphia in the NFC Wild card Playoff Game on December 24 for the Falcons first-ever playoff victory. The Falcons lose the next week in the Divisional Playoff Game 27–20 at Dallas after squandering a 20–13 halftime lead.

## 1979

Rookie RB William Andrews establishes a new club single game rushing record with a 167-yard performance at New Orleans on September 2, in his NFL debut. On September 16, QB Steve Bartowski sets a new franchise record for single game passing with 326 yards on 20 of 29 passing against Denver. Running back Lynn Cain becomes the first Falcon player to ever score three touchdowns in a single game as he catches two and rushes for another against Oakland on October 14. In a 31–21 victory over San Francisco on December 16, records were broken for the season by Andrews with 1,023 yards rushing, WR Wallace Francis with 74 catches for 1,013 yards and by Bartowski with 2,502 passing yards (203–379). The Falcons finish the year at 6–10 and C Jeff Van Note is selected to play in the Pro Bowl.

## 1980

The Falcons go on a nine-game winning streak, starting with a 41–14 rout of New Orleans, to finish with a 12–4 record to capture the team's first-ever NFC Western Division title. The Falcons nine straight wins and 12 wins on the season are both club bests. In a battle of 12–4 teams in Atlanta, the Falcons build a 27–17 lead over Dallas in the NFC Divisional Playoff game, but are defeated by the Cowboys 30–27 in front of the largest crowd in stadium history (60,022). The year features club records in passing from QB Steve Bartowski (3,544 yards and 31 TDs), rushing by RB William Andrews (1,308 yards) and receiving by WR Alfred Jenkins (1,025 yards) plus LB Al Richardson got a takeaway in nine consecutive games as the team garnered a total of 42 takeaways. A record six Falcons are selected to play in the Pro Bowl: Andrews, Bartowski, Jenkins, C Jeff Van Note, T Mike Kenn and TE Junior Miller.

## 1981

Trailing Green Bay 17–0 after three quarters on the road, the Falcons erupt for an NFL record tying 31 fourth quarter points in a 31–17 win. The team finishes the year at 7–9 and has a club-record seven members selected to the Pro Bowl: T Mike Kenn, QB Steve Bartowski, C Jeff Van Note, WR Alfred Jenkins, RB William Andrews, TE Junior Miller and G R.C. Thieleman. The team will look back on seven losses of five points or less as to why they finished with the 7–9 record. The defeats were by 1,2,2,3,3,3 and 5 points.

# YEAR-BY-YEAR HISTORY

## 1982

Season ticket sales are halted after reaching a club record 55,144 as Atlanta finishes the strike-shortened season at 5–4. For the third time in five seasons, the Falcons go to the playoffs with a playoff-clinching 17–7 victory on national-television at San Francisco on December 19. In the opening round of the playoffs at Minnesota, the Falcons special teams score touchdowns on a blocked punt and a fake field goal to help build a 21–13 lead in the second half. But the Vikings rally for 14 points in the 4th quarter to win 30–24. T Mike Kenn, G R.C. Thielemann, C Jeff Van Note and RB William Andrews are selected to the Pro Bowl.

## 1983

The Falcons end the year with a 7–9 record as new head coach Dan Henning takes over the team. DE Kenny Johnson became only the 12th player in NFL history to score two touchdowns in the same game on interception returns as Atlanta defeats Green Bay 41–34 in overtime. Running back William Andrews sets a new club record with 331 rushing attempts for 1,567 yards. QB Steve Bartkowski has his third 3,000-yard season and set a team mark with a 63.4% completion rate and just a 1.1% interception rate (5 interceptions in 432 passing attempts), while C Jeff Van Note starts his 200th game as a Falcon on December 18.

## 1984

RB Gerald Riggs takes over for the Falcons' all time leading rusher William Andrews who is out for the season after knee surgery. On opening day at New Orleans, Riggs sets a new club record with 35 attempts for 202 yards in a 36–28 win. This begins the first of three consecutive 1,000-yard seasons for Riggs who carries 483 times over 18 games without fumbling. The Falcons finish the year at 4–12.

## 1985

PR Billy "White Shoes" Johnson became the NFL's all-time leading punt returner as he gains 58 yards in the season opener versus Detroit on September 8. On the final game of the season, RB Gerald Riggs runs for 158 yards, his 9th 100-yard game of the year, in a 16–10 win at New Orleans to finish the season with 1,719 yards and leads the NFC in rushing, while being named to the Pro Bowl. The team ends their second straight season at 4–12. Eddie LeBaron, Vice President and CEO, is dismissed, while former Falcon head coach Marion Campbell is hired as defensive coordinator.

## 1986

The Falcons soared to four straight wins by beating New Orleans, St. Louis, Dallas and Tampa Bay for the best-ever start in club history. On December 14, Atlanta Fulton-County Stadium played host to C Jeff Van Note day as the 18-year veteran center was honored after 246 games. With all his family present, Van Note was presented gifts including a vintage 1957

Chevy (symbolic of his jersey #57 and being a classic). K Mick Luckhurst extended his club record to 117 consecutive PATs, as the team lost seven of their last nine contests to end the year at 7–8–1. G Bill Fralic and RB Gerald Riggs were selected to represent the Falcons at the Pro Bowl.

## 1987

For the second time in his career, Marion Campbell is named head coach of the team. After being defeated 48–10 at Tampa Bay in the season opener the Falcons rebound claiming victory over the eventual World Champion Washington Redskins 21–20 in front of over 50,000 fans at Fulton-County Stadium on September 20. Also on that day, PR Billy "White Shoes" Johnson added another milestone to his brilliant career by becoming the NFL's all-time leading punt returner by recording his 259th lifetime return. On September 22, the NFL Players Association walk off the job for the second time in five years, but only one game is cancelled. The League's owners decide to continue with replacement players. RB Gerald Riggs becomes the club's all-time leading rusher with 5,987 yards, surpassing William Andrews on December 6. P Rick Donnelly and WR Sylvester Stamps claim a pair of NFL individual titles as they finish the season with the league's punting title with a 44.03 average and a league-best 27.5 kickoff return average, respectively. The Falcons end the year with a 3–12 record, while G Bill Fralic and Riggs are named to the Pro Bowl.

## 1988

An improving Falcons defense was among the best in the NFL during the second half of the season as Atlanta finishes the '88 campaign at 5–11. Atlanta's "baby boomers" (average age of 25) allowed only six touchdowns over the final seven games. CB Scott Case laid claim to a spot in the Pro Bowl by being named NFC Defensive Player of the Month for November. Case picked off 10 passes on the season to finish atop the league charts and set a Falcons record for interceptions in a season. Running back John Settle put his name in the league record book by becoming the first free agent in NFL history since the 1970 merger to gain 1,000 yards in a season with 1,024 yards. G Bill Fralic joined Case and Settle in the Pro Bowl following the season.

## 1989

CB Deion "Prime Time" Sanders, who after a lengthy holdout, reports to camp and takes part in practice on Friday and a Saturday walk-through before the season opener versus the Los Angeles Rams. In the first quarter, Sanders returns a punt 68 yards for a touchdown. After hitting a home run for the New York Yankees earlier in the week, it makes him the only modern day athlete to hit a homerun and score a touchdown in the same week. G Bill Fralic goes to a fourth consecutive Pro Bowl, the only guard in the NFL to do so, and is named to the 2nd team of the All-NFL team of the 80's. Rookie WR Shawn Collins leads all NFL rookies and sets a club rookie mark with 58 catches, while Sanders gains post-season recognition by

# YEAR-BY-YEAR HISTORY

leading all rookie defensive backs with five interceptions and gaining over 1,000 yards in return yardage. Head coach Marion Campbell announces his resignation after 12 games (3–9); leaving assistant head coach Jim Hanifan to take over for the final four games. The team ends the season with a 3–13 mark.

## 1990

Former Falcons defensive coordinator and Houston Oilers head coach Jerry Glanville accepts the offer to become the Falcons 9th head coach in franchise history. The team announces plans for their 25th Anniversary season that includes going back to the original black jerseys of 1966. In addition, black helmets are unveiled along with the anniversary logo patches for the uniforms. With the number one pick in the draft, Atlanta trades with Indianapolis for six-time Pro Bowl lineman T Chris Hinton, all-rookie WR Andre Rison and the following year's #1 pick. The Falcons close their first-ever undefeated preseason at 4–0 with a 45–14 win over New England. On September 9, Houston comes to town to face Atlanta and their former coach, but the Falcons prevail scoring three defensive touchdowns en route to a 47–27 victory. The Falcons led the NFL with a 3.3 per carry rush defense as the team moved up in over 20 statistical categories from the previous season to finish the year at 5–11. LB Jessie Tuggle led the NFL in tackles with 201 and Rison sets a club mark with 82 pass receptions on his way to a Pro Bowl berth.

## 1991

The Falcons proved to be one of the most exciting and entertaining teams of the NFL in '91, winning six straight games down the stretch and eight of their last 11 contests, to earn a playoff berth at 10–6. Atlanta had the second most wins in club history with 11 and captured their first road playoff victory at New Orleans. The Falcons also made team history by sweeping through their NFC West road trips by defeating the Saints, Rams, and 49ers, giving San Francisco their only home loss on the season. A sellout crowd witnessed the Falcons final home game of the 1991 season, as well as Atlanta's final game in Fulton-County Stadium. The Falcons defeated Seattle, 26–13, to run their home win streak to five straight. CBs Deion Sanders and Tim McKyer both co-led the NFC in interceptions with six apiece. Sanders was joined at the Pro Bowl by teammates WR Andre Rison, QB Chris Miller and T Chris Hinton.

## 1992

On August 23, a sold-out crowd and a national TV audience saw the Falcons win the first-ever football game in the new Georgia Dome, 20–10, over the Philadelphia Eagles. In the regular season opener in the Dome, Atlanta scored on their first four possessions en route to a 20–17 win over the New York Jets before another sellout crowd. The Falcons led the NFL with a club record 33-touchdown passes and became the only team to have 30 or more touchdowns in both '91 and '92. The 336 pass completions were a club season best as were the 194 passing first downs. WR Andre Rison set a club record

with 93 receptions and became the first player in NFL history to have 300 catches in their first four years in the league. The Rison-WR Michael Haynes tandem netted 21 touchdowns to lead the NFL for the second straight year (23 in '91). The team finished the season with a 6–10 record as Rison, DB Deion Sanders, LB Jessie Tuggle and special teams standout Elbert Shelley were named to the Pro Bowl.

## 1993

Led by Pro Bowlers WR Andre Rison, QB Bobby Hebert, S Elbert Shelley and PK Norm Johnson, Atlanta's offense scored over 300 points for the fourth consecutive season. Rison scored a club record 15 TDs and set a new standard for the most receptions in his first five seasons with 394. Hebert finished third in the NFL with a career-high 24 touchdown passes and had the NFL's longest play of the year, a 98-yard strike to WR Michael Haynes. Johnson nearly had a perfect season, connecting on 26-of-27 field goals (.963), while stretching his consecutive FG streak to 26 in-a-row, the second best mark in NFL history. Pro Bowler CB Deion Sanders continued to be an impact player, picking off seven passes while shutting down the league's top receivers. Third-year RB Erric Pegram made a name for himself, rushing for 1,185 yards, the fourth highest total in '93 as the team ended the year for a second straight season at 6–10.

## 1994

June Jones was named the Falcons' 10th head coach on January 24 replacing Jerry Glanville who resigned following the 1993 season. The '94 season was trademarked by the way the team started and ended each game. The Falcons came out ready to play in the first quarters, rolling up a combined 93–61 advantage in those first 15 minutes of play. Atlanta also had the lead in 14 of the 16 games they played in and led 12 of those 16 games, heading into the fourth quarter only to finish the year with a 7–9 record. In 11 of the 16 games, the Falcons had the lead at the two-minute warning only to falter in the end. Wide receiver Terance Mathis closes out a brilliant season with a club record 111 receptions, the fourth highest total of all-time. His 1,342 receiving yards ranks second on the Atlanta's all-time charts. For his efforts, he is voted to the '95 Pro Bowl along with teammates LB Jessie Tuggle and S Elbert Shelley.

## 1995

In what would be Atlanta's first playoff season since 1991, the Falcons ended the regular season with a 9–7 mark, while establishing some club and league records along the way. K Morten Andersen, who was signed as a free agent from New Orleans before training camp, sets an NFL- mark with three field goals from beyond 50 yards in one game. Shots from 55, 55 and 51 capped a 19–14 victory over Andersen's former Saints teammates to give Atlanta their first sweep of New Orleans since 1985. Needing a win to make the playoffs, the Falcons pull off the improbable, defeating the defending World Champion 49ers, 28–27, in front of a frenzied crowd at



# YEAR-BY-YEAR HISTORY

the Georgia Dome on Christmas Eve. Quarterback Bobby Herbert connects with WR Terance Mathis on two touchdowns, including the game-winner, as Mathis makes an incredible run to the end zone with 1:45 remaining. Atlanta establishes an NFL record by having four players each gain 1,000 yards, including WRs Eric Metcalf (1,189), Terance Mathis (1,039), Bert Emanuel (1,039) and RB Craig Heyward (1,083). Quarterback Jeff George, meanwhile, became only the 18th quarterback in league history to have over 4,000 yards passing in a season by finishing with 4,143 yards. LB Jessie Tuggle, S Elbert Shelley, DE Chris Doleman, Andersen and Hayward were named to the Pro Bowl.

## 1996

Only one season after earning a wild-card berth, Atlanta tied a club-mark for most losses and finished with the third-poorest winning percentage (.188) in team history with a 3–13 mark. A 31–15 victory over the Saints on December 8 snapped a 10-game road losing streak and provided the team with its first NFC West win outside the Georgia Dome since an overtime win in New Orleans on September 17, 1995. In a lone bright spot, RB Jamal Anderson became the seventh Falcons player in club history to rush for over 1,000 yards in a season, gaining 1,055 on the year. With Anderson's accomplishment, the Falcons were the only NFL team to have three different players in the past four years to gain 1,000 yards. On December 23, head coach June Jones was dismissed from the team.

## 1997

On January 3, Dan Reeves is named the 11th head coach in franchise history as he comes to Atlanta as Executive Vice President of Football Operations/Head Coach. After a difficult 1–7 start, the Falcons went 6–2 in their final eight games to finish 7–9, marking one of the best second-half comebacks in NFL history. QB Chris Chandler came on strong and ranked second in the NFL in QB rating (95.1) on his way to his first Pro Bowl appearance, joining teammate LB Jessie Tuggle. The real story of the season, however, was the tremendous play of the defensive line, which established a club record 55 sacks to rank 2nd in the NFL. DE Chuck Smith (12.0 sacks) and DT Travis Hall (10.5 sacks) led the charge. Team owner and founder Rankin M. Smith passed away on October 26 from heart complications just hours before the Falcons were to play a nationally televised game at Carolina. The 72-year old was remembered at a Tuesday memorial service as a quiet, behind-the-scenes "pioneer" who helped bring professional sports, and other major contributions, to his beloved city of Atlanta.

## 1998

The Falcons, who jumped from a 7–9 finish in 1997 to a franchise record 14–2 in 1998, specialized in quick turnovers. In one of the more heart felt stories of the year, head coach Dan Reeves underwent quadruple bypass surgery and a mere five weeks later coached his team to a 30–27 overtime victory against Minnesota to capture the NFC Championship that

matched the Falcons against the Denver Broncos in Super Bowl XXXIII in Miami. The team accomplished many firsts in 1998 with the first-ever 8–0 home mark, best overall record at 14–2, most points in a season with 442 that included a best 53 touchdowns and a league-high 44 takeaways. Atlanta was paced by RB Jamal Anderson, who set a team record with 1,846 yards rushing, including an NFL high 12 100-yard games. The Falcons dubbed themselves the "Dirty Birds" and Anderson created a touchdown dance to fit the name. The dance, which even consisted of flapping arms to act like wings, was introduced when TE O.J. Santiago celebrated his two-touchdown effort following a 41–10 victory at New England in early November. The fever it generated captivated a national audience as well as brought the Falcons to the front of the Atlanta sports scene. Dan Reeves joining Anderson on stage for a rendition of the "Dirty Bird" following the NFC Championship trophy presentation was a lasting highlight of the team's journey to the Super Bowl. Reeves, who was named NFL Coach of the Year, guided his Falcons to just the second NFC West title in the 33-year history of the franchise. QB Chris Chandler, CB Ray Buchanan, S Eugene Robinson, LB Jessie Tuggle and T Bob Whitfield joined Anderson in representing the Falcons in the Pro Bowl.

## 1999

The Atlanta Falcons entered the 1999 season with the hopes of defending their 1998 NFC Championship crown and becoming the first NFL team ever to reach the Super Bowl in its own stadium. The Georgia Dome was the site of Super Bowl XXXIV. Unfortunately the setbacks of an 0–4 start led the Falcons to a disappointing 5–11 finish. In Week 2 against the Dallas Cowboys in a Monday Night Football matchup at Texas Stadium, RB Jamal Anderson was lost for the season with a knee injury. The Falcons did reach some milestones through the season. WR Terance Mathis became the club's all-time leader in receptions with a 12-catch, 166-yard performance in a Monday Night Football game at Pittsburgh. LB Jessie Tuggle had his 12th-straight 100-tackle season after finishing with a team-leading 122 total tackles.

## 2000

After a 2–1 start that included victories over two key NFC West opponents, the Falcons season took a turn for the worse with a 4–12 final record. The Falcons suffered several key injuries including a season-ending foot injury to LB Keith Brooking after five games and LB Jessie Tuggle in the eighth game of the season. RB Jamal Anderson returned to action following a 1999 season-ending knee injury, starting all 16 games and finishing with his fourth 1,000-yard season with 1,024 yards. K Morten Andersen began the season with a five-field goal game vs. San Francisco and then ended the year with five field goals in the season-finale vs. Kansas City. In the process he became the Falcons all-time leader in both field goals and points. Wide receiver Terance Mathis became the club's all-time leader in receiving yards to pass WR Alfred Jenkins in that category. Rookie CB Darrick Vaughn, the Falcons seventh

# YEAR-BY-YEAR HISTORY

round draft choice, led the NFL with a 27.7 average and three kickoff returns for a touchdown. That average and the three touchdowns are both Falcons single-season high marks.

## 2001

The 2001 Atlanta Falcons entered Week 15 with a matchup at Miami with a 7-7 record and still alive in the NFC playoff race. Three controversial calls by the officials and two goal line stands by the Dolphins defense ended the Falcons post-season hopes with a 21-14 defeat. The next week the Falcons traveled to St. Louis and lost 31-13 to finish the year with a disappointing 7-9 record. Even with two overtime losses to San Francisco when the Falcons squandered fourth quarter leads, Atlanta jumped to a 6-4 record before winning just one of their remaining six games. Included in the wins was a big 23-20 victory over the Green Bay Packers at Lambeau Field, highlighted by a 352-passing effort by QB Chris Chandler. Long after memories of the disappointing 2001 season end, the year will be remembered for the nucleus of young players that emerged and will hopefully lead the Falcons to a successful future. Among the group of young players that stood out were Pro Bowl LB Keith Brooking, who had 10 or more tackles in 11 of the team's 16 games, and first-round draft pick QB Michael Vick. Vick had the normal growing pains of any rookie quarterback, but in the Miami game Vick, who played following an elbow injury to Chandler, showed flashes of his potential, completing 11 of 20 passes for 214 yards with a touchdown and gaining 63 yards rushing on five carries. Among his highlights were a 52-yard pass to WR Brian Finneran and a 23-yard scramble for a first down on a 4th and 15 play. A renewed Chandler led the team to a 6-4 record in games where he started and finished, and DE Patrick Kerney had a breakout year with a team-leading 12.0 sacks. The day before the draft, the Falcons obtained the first pick in a trade with San Diego and used the pick on Vick, who is expected to be the quarterback of the future. In another historical move, team President Taylor Smith agreed to sell the team to local businessman Arthur Blank, who was approved by the NFL owners the day before the Super Bowl. A week before the final preseason game the end of an era came upon the Falcons when LB Jesse Tuggle retired following 14 seasons in Atlanta. The example he set helped his replacement Brooking, who was moved from the weakside linebacker spot to the middle, spring to the top of the middle linebacker lists in the NFL with a career-high 167 tackles.

## 2002

The Atlanta Falcons began the Arthur Blank era with a 9-6-1 record and a berth in the playoffs as a Wild Card participant. Blank helped resurrect the excitement in the Georgia Dome with added value to the fans with increased tailgating, parking and entertainment. The fans responded with every game being sold out. After beginning the year with a 1-3 record, head coach Dan Reeves and QB Michael Vick led the Falcons to an NFL-best eight-game unbeaten streak (7-0-1). The Falcons set records and showcased numerous highlights during

that stretch. In a game at Pittsburgh, the Falcons rallied from a 34-17 deficit with just over eight minutes to play to tie the game at 34-34. The Falcons also shutout Carolina two times with a 30-0 victory at the Dome and a 41-0 win in Charlotte. The Falcons finished the season with a team-record 23 rushing touchdowns and a franchise-best eight games with 30 or more points. After finishing 30th in rushing in 1999, 28th in 2000 and 16th in 2001, the Falcons improved to 4th in the NFL in 2002. On the defensive side of the ball, new defensive coordinator Wade Phillips made a switch to a 3-4 defensive alignment that helped the team finish third in interceptions with 24, second in takeaways with 39 and fourth in sacks with 47. In his first season as a starter, Vick earned a Pro Bowl berth to become just the sixth quarterback to be voted to the Pro Bowl in his first year as a starter. Vick rushed for 173 yards in an overtime win at Minnesota, the highest single-game rushing total for an NFL quarterback ever. Vick also had the longest run ever by a Falcons quarterback with a 46-yard game-winning touchdown in overtime against the Vikings. LB Keith Brooking earned his second consecutive Pro Bowl berth after setting a career-high with 212 total tackles. In the postseason, the Falcons became the first team ever to defeat the Green Bay Packers in the postseason at Lambeau Field with a 27-7 win to advance to the second round of the NFC playoffs. The Falcons season came to an end the next week with a 20-6 loss against the Philadelphia Eagles at Veterans Stadium in an NFC Divisional playoff game.

## 2003

One season removed from a playoff berth and a historical win over Green Bay in the playoffs, the 2003 Falcons fell to 5-11. Injuries and a lack of consistency punctuated the Falcons 2003 season. QB Michael Vick, who played a large role in the Falcons' push for the playoffs in 2002, suffered a broken right leg in the second preseason game against Baltimore and did not return until the 11th game of the regular season in a relief appearance at Houston. Strong first half efforts would give way to second half heartbreak as the Falcons went 2-6 in the eight games which they led at the half. The Falcons defeated the Dallas Cowboys in the regular season opener, 27-13, before losing their next seven contests. They did not win again until the ninth game of the season when they went on the road and defeated the New York Giants 27-7. The victory gave Falcons head coach Dan Reeves the 200th win of his career. One year after setting the NFL single-game record for most yards rushing by a quarterback, Vick went out and rushed for a 141 yards in his first start of the season against the Panthers. His rushing performance marked the third-highest single game rushing total by a quarterback in NFL history. Three days after the victory against the Panthers, Reeves, who coached the Falcons for seven seasons, was released from his contract on December 10. Defensive coordinator Wade Phillips took over as interim coach for the final three games. In the days leading up to the Buccaneers game in Week 16, Rich McKay, who for the previous eight seasons was general manager of the Buccaneers, was named president and general manager of



# YEAR-BY-YEAR HISTORY

the Falcons on December 15. Less than two weeks after the conclusion of the season, Jim Mora was named head coach on January 9, 2004. LB Keith Brooking and TE Alge Crumpler were named to the Pro Bowl, with Crumpler earning a starting nod on the NFC squad.

## 2004

First year Head Coach Jim Mora's fiery, motivating style of coaching becomes contagious and resonates with his team as the Falcons match the best start ever in team history at 4-0 on their way to a 6-2 halfway record. The aggressive approach on both offense and defense pays off and masks the potential growing pains of new offensive and defensive systems being implemented. The birds clinch just their third division title in team history in high fashion in a 35-10 rout of the Oakland Raiders in Week 14 as RB T.J. Duckett establishes a new team record with four rushing touchdowns. The club finishes the regular season with an 11-5 record, a first round playoff bye, and sets numerous milestones, including leading the NFL in rushing for the first time ever with a team record 2,672 yards and a club-best 5.1 per carry average, as well as a League-high 48 sacks, which also is the first time that feat has been accomplished. The Falcons defense soars 18 spots from the last in the League in 2003 to 14th in total defense and scoring defense under new architect Ed Donatell. Atlanta blasts St. Louis 47-17 in the Divisional Playoff game at the Georgia Dome in one of the most dominant rushing performances in postseason history, racking up 327 yards rushing, the fourth-highest total ever. The Falcons' dream of a Super Bowl trip is ended the following week in a 27-10 defeat at Philadelphia in the NFC Championship Game, the second NFC Title appearance in team history. Mora garners votes for NFL Coach of the Year and becomes just the 11th head coach in NFL history to capture a Division title in his first season. QB Michael Vick, TE Alge Crumpler, LB Keith Brooking, DE Patrick Kerney and returner Allen Rossum go to the Pro Bowl, the most Falcons players since 1998 Super Bowl season.

## 2005

The Falcons soar to a 6-2 first half record despite numerous injuries on defense that force rookies into the starting lineup and a shuffling of linebacker positions after five games. Atlanta records a perfect 3-0 mark on Monday Night Football (and 4-1 record in nationally-televised games). The growing pains catch up to the Falcons in the second half of the season though and the team finishes 8-8. Atlanta's offense again leads the NFL in rushing yards with 2,546 yards and average at 4.8. RB Warrick Dunn enjoys a career year with a career-high 1,416 rushing yards en route to earning his Pro Bowl since 2000. TE Alge Crumpler leads the team in receptions with a career-best 65 catches for a career-high 877 receiving yards. QB Michael Vick passes for 2,412 yards with 15 touchdowns and rushes for 597 yards and six scores. LB Keith Brooking leads the club again in tackles with 150 as he moves over to MLB after a season-ending Achilles injury to Edgerton Hartwell in Week 5 forces a chain reaction of wholesale changes

in the linebacker department. Rookies such as LB Michael Boley and DL Jonathon Babineaux, Chauncey Davis and Darrell Shropshire are pressed into major duty due to injuries. DT Rod Coleman leads all interior linemen with 10.5 sacks. Dunn, Crumpler, Vick, Brooking, Coleman and CB DeAngelo Hall are voted to the Pro Bowl by their peers and are the most Pro Bowlers since the 1998 Super Bowl season.

## 2006

Similar to the second half of 2005, the Falcons start out 5-2 in first half of play only to limp to 2-7 down the stretch. Head Coach Jim Mora is dismissed from his contract after three years following the 7-9 season. The Falcons lead the NFL in rushing again for the third straight year with a franchise record 2,939 yards, which is the ninth-highest total in NFL history. Michael Vick becomes the first quarterback in League history to rush for over 1,000 yards with 1,039. With RB Warrick Dunn's 1,140 rushing yards, Vick and Dunn become only the fourth set of backfield teammates to both eclipse the century mark in the same season in NFL history. Vick also adds a career-high 20 touchdown passes. TE Alge Crumpler is named to his fourth straight Pro Bowl as he leads the team in receiving and adds a career-high eight touchdowns. CB DeAngelo Hall also is voted to the Pro Bowl but first year as a starter. K Morten Andersen becomes the NFL's all-time leading scorer and all-time leader in career field goals.

## 2007

The Falcons placed a franchise record 16 players on injured reserve which included seven starters over the course of the season. Atlanta also witnessed its starting quarterback be suspended by the NFL prior to the start of the year while its Head Coach Bobby Petrino left the team following Week 14. With a 4-12 record, the Falcons did see some positive results however. Wide receiver Roddy White became the Falcons first 1,000-yard receiver since 1999 and running back Warrick Dunn became the 22nd player in league history to amass 10,000 career rushing yards. Kicker Morten Andersen and quarterback Chris Redman each received NFC Player of the Week accolades.

## 2008

In just one season, the Atlanta Falcons rebounded from four wins in 2007 to an 11-5 regular season record and the team's first playoff berth since 2004. The '08 campaign was a year of firsts as first year Head Coach Mike Smith and first year quarterback Matt Ryan became the first rookie head coach and quarterback duo to compete in a playoff contest since 1945 when the Cleveland Rams accomplished the feat. In Smith's stellar first season, he also became only the fourth Head Coach in franchise history to record 11 or more victories in a single year en route to Associated Press Coach of the Year honors. The distinction marked only the second occasion a Falcons coach earned the award in franchise history. The Falcons witnessed an entire team effort in the turnaround as an organization with a fresh look that took the NFL by storm,

# YEAR-BY-YEAR HISTORY

winning five of their last six games on the way to a second place finish in the NFC South Division. Atlanta garnered two Pro Bowl selections in running back Michael Turner and wide receiver Roddy White who also made their first visits to the league's all-star game. Quarterback Matt Ryan earned Associated Press Offensive Rookie of the Year honors and was named NFC Rookie of the Month (October), a first in both categories in team history. The Falcons also finished the regular season with five NFC Player of the Week accolades. Turner earned the honor on three occasions, while Ryan was named NFC Offensive Player of the Week after his performance against the Oakland Raiders in Week 9 and wide receiver Harry Douglas was named NFC Special Teams Player of the Week after returning a punt 61 yards against Carolina in Week 12. In his first season with the Falcons, Turner was tied for second in the final NFL MVP voting as he finished second in the league in rushing (1,699 yards) while topping the 1,000-yard plateau for the first time in his career. Turner also posted 17 rushing touchdowns, which set a new franchise record. White also logged a career year as he set a new franchise record with 1,382 receiving yards in a single-season while becoming the first wide receiver in team history to post back-to-back 1,200-yard campaigns. Defensively, John Abraham set a new team record and a personal best with 16.5 sacks, topping the old record of 16.0 held by Joel Williams, which was set in 1980. At the conclusion of the year, Coach Smith (Coach of the Year), Matt Ryan (Rookie of the Year) and General Manager Thomas Dimitroff (Executive of the Year) all earned honors from Sporting News Magazine, becoming the first trio in the publication's 132-year history to sweep the awards.

## 2009

The Falcons concluded the 2009 campaign with a 9-7 record and back to back winning seasons for the first time in the franchise's 44-year history, which includes an 11-5 record in 2008. Atlanta ended the season with three consecutive victories and a series sweep over NFC South Division rival Tampa Bay. After two seasons, Falcons Head Coach Mike Smith compiled a coaching record of 20-12 (.625), which is the second-best winning percentage for an Atlanta head coach in their first two seasons with the team. He sits behind Dan Reeves who totaled a 21-11 mark

(.656) from 1997-98. As a starter, quarterback Matt Ryan finished the 2009 campaign with a 6-0 home record and after two seasons is 13-1 starting under center. The 2009 season featured many team and individual accomplishments, but none as impressive as wide receiver Roddy White who finished the season with 85 receptions for 1,153 yards and a career-high 11 touchdowns. He became only the second receiver in franchise history to register three consecutive 1,000-yard receiving seasons. Tight end Tony Gonzalez, who led all tight ends in NFL history at seasons end in receptions (999), yards (11,807) and touchdowns (82), became the 21st player in NFL history to surpass 11,000 career receiving yards. Among other accomplishments, Gonzalez set the Falcons single-season re-

ception record for tight ends with 83. Defensively, Jonathan Babineaux led the team with a career-high six sacks. Cornerback Brent Grimes finished the year with a team-leading six interceptions and safety Thomas DeCoud was named NFC Defensive Player of the Week (6) for his performance against the Chicago Bears.

## 2010

The Atlanta Falcons finished the 2010 regular season with a 13-3 record, marking the team's second highest win total in franchise history. The Falcons also claimed the NFC South title and earned the top seed as well as home field advantage in the NFC Playoffs. Combined with an 11-5 record in 2008 and a 9-7 record in 2009, Atlanta has now posted three consecutive winning seasons for the first time in club history and has earned two playoff berths in the last three seasons. In 2010, the Falcons sent a franchise record and NFL-best nine players to the Pro Bowl with DE John Abraham, TE Tony Gonzalez, FB Ovie Mughelli, QB Matt Ryan, RB Michael Turner, WR/ST Eric Weems, and WR Roddy White all voted in, while T Tyson Clabo and CB Brent Grimes were added as alternates at the end of the season. The Birds went 7-1 at the Georgia Dome this season, which was tied for the second-best home record in a single-season in franchise history. This is the fifth time in club history that the team has posted a 7-1 home record, including twice under Head Coach Mike Smith. Only the 1998 team posted a better record, going 8-0 at home. Additionally, Atlanta posted a 5-1 record against NFC South opponents. Since 2008, the Falcons are 11-7 against division foes. Ryan had a breakout season in his third year under center, throwing for a career-high 3,705 yards, 28 touchdown passes and a 91.0 passer rating. Meanwhile, White set new franchise records with 115 catches and 1,389 receiving yards. White also posted his fourth straight 1,000-yard season and earned All-Pro honors. For the second time since 2008, the Falcons had a 3,000-yard passer, 1,000-yard receiver, and a 1,000-yard rusher, as Turner led the NFC with 1,371 yards and a team-high 12 touchdowns on the ground. Gonzalez continued his climb in the NFL record books, becoming the first tight end in League history to record 1,000 career receptions and his 1,069 catches ranks sixth all-time and second among all active players. His six touchdown catches in 2010 tied him with WR Don Maynard for 10th on the NFL's all-time touchdown receptions list with 88 career TDs and his 12,463 receiving yards are 15th all-time. Defensively, Abraham regained his 2008 form posting 13.0 sacks and two forced fumbles, while Grimes and S William Moore shared the team lead with five interceptions each and Grimes posted a franchise record 23 passes defended. LB Curtis Lofton led the team in tackles for the second consecutive season with 142 total tackles (101 solo). Atlanta captured the NFC South title for the second time since the NFL's realignment in 2002 and it was the fourth time in team history that the Falcons won their division (1980, 1998, 2004, 2010).

# YEAR-BY-YEAR HISTORY

## 2011

The Atlanta Falcons concluded the 2011 season with a 10-6 record, marking the first time in franchise history that the team has recorded back-to-back seasons with at least 10 wins and third time in the last four seasons. The Falcons captured the fifth seed in the NFC, notching consecutive playoff berths for the first time in franchise history.

The Falcons also clinched a playoff berth for the third time in the last four seasons. Under Head Coach Mike Smith, the Falcons are the only NFC team to post winning records in each of the last four seasons (2008-11).

Smith has posted a four-year record of 43-21, which is not only the best four-year mark in team history, but ranks among the best records in NFL history for first-time head coaches. Smith is tied with Bill Cowher (Pittsburgh - '92-95), Mike Martz (St. Louis - '00-03), Mike Sherman (Green Bay - '00-03), and Mike Tomlin (Pittsburgh - '07-10) for the fourth-best four-year record among first-time head coaches.

The Birds wrapped up the 2011 campaign in record setting fashion, as QB Matt Ryan, RB Michael Turner and WR Roddy White all established new franchise bests. Ryan broke the franchise record for passing yards in a single season after eclipsing QB Jeff George's club record of 4,143 yards set in 1995. Ryan finished the 2011 season with 4,177 passing yards, 29 touchdown passes and a 92.9 quarterback rating, all career highs. White became the Falcons all-time leading receiver with 7,364 career receiving yards, breaking Terance Mathis' franchise record of 7,349 yards set between 1994 and 2001. The seventh year receiver out of UAB also finished the season with 100 receptions and became the first player in team history to record multiple 100-catch seasons. Turner also got in on the action, breaking Gerald Riggs' franchise record of 48 rushing touchdowns set between 1982 and 1988. "The Burner" led the NFC in rushing yards with 1,340 yards and added 11 touchdowns on the season.

In addition, TE Tony Gonzalez continued his ascension in the NFL record books, becoming the NFL's second all-time leading receiver with his 1,149 career receptions and climbed to 11th in League annals with his 13,338 career receiving yards and was named to his 12th Pro Bowl.

Defensively, the Falcons enjoyed a breakout season from LB Sean Weatherspoon, who finished the season with a career-high 127 tackles (86 solo) and four sacks. LB Curtis Lofton led the team in tackles for the third consecutive year with 167 tackles (101 solo) and added two interceptions. DE John Abraham continued to wreak havoc on opposing quarterbacks, notching 9.5 sacks and four forced fumbles.

## 2012

The Atlanta Falcons finished the 2012 season with a 14-4 overall record and hosted the NFC Championship Game for

the first time in franchise history. In five seasons under Head Coach Mike Smith, the Falcons have posted five consecutive winning seasons and earned four trips to the playoffs. Under Smith, the Falcons have posted a 56-24 record and their 56 wins are the second most in the NFL during that time and Atlanta's .700 winning percentage is the second-best mark in the NFL over the last five seasons trailing only the New England Patriots (60-20, .750).

Smith earned NFL Coach of the Year honors from the Sporting News for the third time in the last five seasons after guiding the Falcons to an NFC best 13-3 record in 2012. He also set a franchise record for most career coaching wins (56).

QB Matt Ryan enjoyed his best season, setting single-season franchise records for passing yards (4,719), pass attempts (615), completions (422), touchdown passes (32) and 300-yard games (7) en route to his second career Pro Bowl selection. In 2012, additionally, Ryan's 56 career wins are the most by any quarterback in his first five seasons in NFL history.

TE Tony Gonzalez continued to show that he is one of the premier tight ends in the NFL, catching 93 passes for 930 yards with eight touchdowns in 2012. Gonzalez was selected to the Pro Bowl for the 13th time in his career last season. He currently ranks second in NFL history with 1,242 career receptions and his 103 career touchdown catches are the sixth most in League annals.

WR Roddy White became just the fifth player in NFL history to post three straight seasons with 90-or-more receptions and 1,200-or-more yards with his 92 catch, 1,351 yard out put in 2012.

WR Julio Jones joined White to create one of the NFL's best receiving tandems as the duo became the first set of Falcons teammate to post 1,000 receiving yards each since 1998. Jones finished 2012 with 79 catches for 1,198 yards and 10 touchdowns.

The Falcons boasted five Pro Bowlers in 2012, including Ryan, Gonzalez, Jones, S Thomas DeCoud and S William Moore. The duo of DeCoud and Moore combined for 11 takeaways, including 10 INTs & one fumble recovery, which resulted in 33 points during the 2012 season.

## 2013

The Atlanta Falcons finished the 2013 season with a 4-12 overall record, marking the club's first losing season since 2007. Despite their struggles in 2013, the Falcons have compiled a 60-36 regular season record (.625) which is tied for the sixth best record in the NFL over the last six seasons.

TE Tony Gonzalez closed out his career with another strong season, catching 83 passes for 859 yards, and a team-leading eight touchdowns to earn his 14th career Pro Bowl selection.

# YEAR-BY-YEAR HISTORY

He exits the game as one of its all-time greats ranking second on the NFL's all-time receptions list (1,325), fifth in League history in receiving yards (15,127), and sixth in touchdown catches (111). Gonzalez owns nearly every NFL record at the tight end position including, receptions, receiving yards, touchdowns, 100-yard games, Pro Bowl appearances, and 1,000-yard seasons (four). In five seasons with the Falcons, Gonzalez caught 409 passes for 4,187 yards with 35 touchdowns while earning four straight Pro Bowl nods from 2010-13.

QB Matt Ryan continued to rewrite the Falcons record books in his sixth NFL season, topping his own franchise records for attempts (651) and completions (439) while breaking QB Steve Bartkowski's record for career passing yards with 23,472. In 2013, Ryan threw for 4,515 yards with 26 touchdowns and 17 interceptions. He is the first quarterback in club history to throw for 4,000 yards in three straight seasons and his 67.4 completion percentage ranked fourth in the NFL last season.

WR Harry Douglas had a breakout season in 2013, stepping into a key role after injuries to Julio Jones and Roddy White. Douglas recorded his first 1,000-yard season, shattering his career-highs with 85 receptions, 1,067 yards, and two touchdowns.

Defensively, the Falcons were paced by S William Moore who emerged as a team leader in his fifth season. Moore tallied 127 total tackles (83 solo) with eight passes defended, three interceptions, three forced fumbles, two fumble recoveries, and three tackles for loss. The Falcons also saw two rookies blossom into key starters as CB Desmond Trufant set a franchise rookie record with 17 passes defended and LB Paul Worrilow led the team with 137 total tackles (92 solo).

## 2014

The Atlanta Falcons finished the 2014 season with a 6-10 overall record, which gave the club its first back-to-back losing seasons since the 2006 and 2007 seasons. Head Coach Mike Smith was released from his contract after six years with the team following the end of the season.

The Falcons finished eighth in total offense with 378.2 yards per game, and QB Matt Ryan helped lead the team to the fifth best passing attack in the League with 284.6 passing yards per game. Ryan also had another career year, throwing for 4,000+ yards (4,694) for the fourth straight season, and he also broke the franchise record for most career touchdown passes (181) when he threw 28 touchdowns this season. Ryan was also selected to his third career Pro Bowl.

WR Roddy White broke the franchise record for most touchdown passes with 62 and he also became the franchise's all-time leader in touchdowns. White finished the season with 80 receptions, 921 receiving yards and seven touchdowns.

WR Julio Jones returned from a foot injury that sidelined him

the previous season and recorded career numbers. Jones led the team in receptions and yards with 104 catches and 1,593 receiving yards, which also ranked him third in the NFL in both categories. Jones' 1,593 receiving yards also broke White's previous franchise single season receiving mark, and helped earn him his second Pro Bowl selection. Jones had a record breaking performance against the Green Bay Packers on Monday Night Football when he tallied 259 receiving yards on 11 catches, which was a franchise record for receiving yards in a game.

LB Paul Worrilow lead the team in tackles for the second straight season with 142 total tackles (84 solo). CB Desmond Trufant continued to improve in his second year in the League tallying 61 total tackles (53 solo), three interceptions and 16 pass deflections. S Kemal Ishmael jumped onto the scene in his first year seeing heavy playing time, after S William Moore went down with an injury that placed him on injured reserve. Ishmael recorded 94 total tackles (67 solo), four interceptions - which led the team - and six pass deflections and one forced fumble.

## 2015

Dan Quinn became the 16th head coach in Atlanta Falcons history, taking over the club after serving as the Seattle Seahawks defensive coordinator for the last two seasons (2013-14). Quinn was the first rookie head coach in Falcons history to start 5-0. He was also the first head coach in NFL history to start 5-0 after his team trailed in the fourth quarter of four of its first five games.

In Quinn's first season as head coach, the Atlanta Falcons finished with an 8-8 record, including wins in two of their last three games. QB Matt Ryan finished the season 407-of-614 for 4,591 yards with 21 touchdowns, 16 interceptions, and an 89.0 passer rating. He finished the season ranking in the top five in several categories, including completions (third), attempts (fifth), and passing yards (fifth). Ryan also threw for 4,000 yards for the fifth straight year, becoming one of four quarterbacks to throw for 4,000 yards in each of the last five seasons.

WR Julio Jones had a historic season as he passed Antonio Brown's 2014 mark on the single season receptions list (129). His 136 receptions, tied him for second on the NFL's single-season receptions list. Jones became one of three players in NFL history to have more than 130+ catches in a single season. He is also one of two players in NFL history to record 130+ catches and 1,800+ receiving yards in the same season, joining Brown who finished the year with 136 catches and 1,834 yards.

Additional, Jones also passed Jerry Rice for second all-time on the single-season receiving yardage list (1,848). Jones is now one of three players all-time to record 1,800+ receiving yards in a single season, and he became one of five Falcons

# YEAR-BY-YEAR HISTORY

players to record 1,800+ yards from scrimmage in a single season (1,871).

Second year running back, Devonta Freeman burst onto the scene early on during 2015. After only rushing for 248 yards all last season, Freeman more than tripled that amount and rushed for 1,056 yards, which was the seventh-best mark in the League. In Week 15 against the Jaguars, Freeman became the sixth running back in franchise history to score 10-or-more rushing touchdowns in a single season. His 11 rushing touchdowns was tied for the lead in the NFL this season. Freeman also had 68 rushing first downs, which was the second highest amongst running backs.

LB Paul Worrlow lead the team in tackles for the third straight season with 95 total tackles (67 solo). S Ricardo Allen jumped onto the scene during his first year as a starter. Allen recorded 68 total tackles, which was third on the team. He also lead the team in interceptions this season with three. CB Desmond Trufant was only targeted 56 times this season, which was an NFL low among cornerbacks who played at least 75-percent of their team's defensive snaps. Trufant also only gave up 32 receptions, which was the third lowest total among cornerbacks who played at least 75-percent of their team's defensive snaps.

## 2016

In Dan Quinn's second season at the helm, he led the Falcons to their second Super Bowl appearance in franchise history. The team went 11-5 during the regular season and won the NFC South title for the first time since 2012.

QB Matt Ryan also became the first Falcon to win the MVP award after a stellar career and franchise setting season. Ryan had career and franchise highs in the regular season in passing yards (4,944), passing touchdowns (38), completion percentage (69.9), and passer rating (117.1). This season, Ryan also became the first person to pass for 200+ yards in 50 consecutive games, his streak currently stands at 55 games.

WR Julio Jones continued to build off his historic 2015 season by putting up 1,409 receiving yards - second in the league - in only 14 games. Jones also passed the 100-yard mark seven times this season, knocking his career 100-yard game total to 35 - four off the franchise record.

In Week 4, Jones put up 300 yards receiving against the Carolina Panthers, which is the fourth most receiving yards recorded in a game in the Super Bowl era. In Week 10, Jones played his 75th career game and recorded his 475th career reception, which became the most in NFL history in a player's first 75 games. A few weeks later, the former Alabama standout passed former Falcons receiver Terance Mathis and moved to second on the franchise's all-time receiving yards list on the first play of the game in Week 13.

The Falcons defense saw the emergence of several young

stars, including OLB Vic Beasley Jr, S Keanu Neal and LB Deion Jones. The 2015 first round pick found his niche as he led all players with 15.5 sacks, and finished second on the franchise's single-season sack list, one away from former Falcon John Abraham. Beasley Jr. also lead the league in forced fumbles - six. His six forced fumbles on the season were tied for the most in franchise history.

Neal, the team's first round pick in 2016, made an immediate impact for the defense, as he forced five fumbles and was second on the team in total tackles. Jones, the second round pick out of LSU, led the team and all rookies in total tackles. He also recorded three interceptions, which led the team.

The team also got quality play from rookies LB De'Vondre Campbell and TE Austin Hooper.

## 2017

In the team's third season under Dan Quinn, the Falcons finished 10-6, while making a trip to the divisional round of the playoffs. The Falcons were the only NFC team who made the playoffs in 2016 to be back in the playoffs this season. This was also the first time since 2011-12 that the team has recorded back-to-back 10+ win seasons (third time in franchise history posting back-to-back 10+ win seasons).

This season the Falcons saw a major improvement from the defensive side of the ball. In one year, the defense allowed 52.8 fewer yards per game ('16 - 371.2; '17 - 318.4) and gave up 166 fewer offensive points. The team only allowed 49 plays of 20+ yards the entire season, which was fifth in the NFL this season.

This team also produced four Pro Bowlers this season: WR Julio Jones, C Alex Mack, LB Deion Jones (first Pro Bowl), and S Keanu Neal (first Pro Bowl). This season, the defense also made a huge leap in improvement by only allowing 52.8 fewer yards per game ('16 - 371.2; '17 - 318.4) and giving up 166 fewer offensive points.

Jones recorded his third career game with 250+ receiving yards, which is the most in NFL history. No other player in league history has more than one 250+ yard receiving game. He finished the season with 88 receptions for 1,444 yards and three touchdowns. He became only the second receiver in NFL history to have four straight seasons with 80+ receptions and 1,400+ yards - Marvin Harrison is the other receiver.

Quarterback Matt Ryan kept up his stellar play in 2017 as well. In 2017, he became the fastest player to 40,000 passing yards - 151 games. He also extended his 200+ yards passing game streak to 64 games, which is a new NFL record. Also, for the seventh straight season, Ryan threw for 4,000 passing yards, which is tied for the third longest streak in NFL history.

LB Deion Jones showed growth from his first to second season in the league. The second year linebacker earned his first Pro Bowl selection after leading the team with 138 total tackles and three interceptions.

# YEAR-BY-YEAR HISTORY

## 2018

The Atlanta Falcons finished their 2018 campaign with a 7-9 record. Although the Falcons had a rocky season, the team finished second in the NFC South and swept the season series between the Carolina Panthers and Tampa Bay Buccaneers. The Falcons also had four players selected to go to the Pro Bowl, Alex Mack, Julio Jones, Austin Hooper and Jake Matthews.

Head Coach Dan Quinn took it upon himself to try and right the ship after an unsuccessful season for the franchise. Quinn hired Dirk Koetter, who will take over play calling for the offense and Ben Kotwica, who will oversee special teams. Along with those changes, Quinn will also take over the defensive play calling responsibilities in 2019.

Although the offense struggled at times, the Falcons still finished in the top 10 in total yards (6th), passing yards (4th), and third down conversion percentage (4th). QB Matt Ryan remained as one of the positive constants for the team throughout 2018. Ryan finished the season with 4,924 passing yards, 35 touchdowns, and a 108.1 passer rating, all of which were the second-best in his career. The 11-year veteran also surpassed Carson Palmer for 12th-most touchdown passes in NFL history (295).

Jones added another impressive season to his resume after the Alabama native led the league in receiving yards with 1,677 - second highest of his career - while also hauling in 113 receptions and eight touchdowns. Jones recorded 10 100-receiving yard games this season, breaking his previous franchise record of nine games (2015).

The Falcons defense only allowed 46 completions on passes that went 20+ yards, tying them for the ninth-lowest total among defenses in the NFL. The defense's 19 sacks on third down were also tied for the 10th most in the NFL.

During this season, we saw the emergence of S Damontae Kazee, who tied for the league lead in interceptions with seven. LB De'Vondre Campbell also stepped up when his name was called. Campbell led the team in tackles this season and continued to prove why he is one of the most underrated linebackers in the NFL. DT Grady Jarrett continued to grow into one of the premier defensive linemen in the league after posting six sacks on the season.

## 2019

The Atlanta Falcons finished the 2019 campaign with a 7-9 record. Although the Falcons started off 1-7, the team turned it around after the bye going 6-2 and finishing second in the NFC South. The Falcons also had three players selected to go to the Pro Bowl in Julio Jones, Grady Jarrett and Austin Hooper.

Jones and Jarrett were also named second-team All-Pros by the Associated Press.

The Falcons closed out the season with four consecutive wins and played a league-high seven opponents that qualified for the postseason. They were also one of two teams (Baltimore) that defeated three divisional champions in the regular season.

The offense finished in the top five in total yards (5th), passing yards (3rd) and fourth down conversion percentage (4th). QB Matt Ryan finished the season with 4,466 yards, including 11 300-yard games, a new franchise record and tied for the third-most games in a single season in NFL history. In Week 14, the 12-year pro surpassed 50,000 career passing yards, becoming the 10th NFL player to achieve the feat.

Jones continues to play at an elite level, totaling 99 receptions for 1,394 yards and six touchdowns. This marked the nine-year pro's sixth-consecutive season with at least 80 receptions and 1,300 yards, the longest-active streak and only NFL player to do so. In Week 16, Jones surpassed 12,000 career receiving yards, becoming the fastest player to do so by accomplishing the feat in 125 games. Hall of Famer Jerry Rice previously held the record doing it in 142 career games.

Although the defense struggled at times, the Falcons showed vast improvement when Raheem Morris switched to the defensive side of the ball in Week 10. In the first eight games, the defense had the fewest takeaways in the NFL (4), but finished tied for the second-most in the NFL (16) over the final eight games.

Some notable players on the defensive side include Jarrett who finished the season with career-highs 75 sacks and 69 tackles. According to Next Gen Stats, the Clemson alum had the most run stuffs (tackles made on run plays resulting in no gain or loss) in the NFL in 2019. LB Deion Jones also had a great year after coming back from an injury in 2018. The four-year vet finished with 110 tackles, marking his third season of 100+ tackles, four QB hits, five passes defended and a pick-six on the final play of 2019.

Atlanta's defense also finished the second half of the season with the best third-down percentage (25.8) in the NFL and the eighth-best scoring defense (18.6 ppg).

## 2020

The Falcons completed the 2020 season with a 4-12 record, finishing fourth in the NFC South for the first time since 2007. Despite only winning four games, Atlanta remained competitive all season, finishing with a -16-point differential overall. The Falcons had two players selected to the Pro Bowl, defensive tackle Grady Jarrett and kicker Youngbwoe Koo.

After starting the season with five straight losses, Owner & Chairman Arthur Blank decided to move on from both Head

# YEAR-BY-YEAR HISTORY

Coach Dan Quinn and General Manager Thomas Dimitroff. Defensive Coordinator Raheem Morris was named the team's interim head coach for the remaining 11 games. Things started on a promising note as the Falcons picked up their first win of the year the following week, topping the Minnesota Vikings. Morris led the Falcons to wins in four of the next six games, but the club struggled after closing the season out the same way it began, with five straight losses.

Despite the losing record, the Falcons showed resiliency through the course of a challenging season. The Falcons ranked 18th in total offense while finishing fifth in net passing yards, averaging 272.7 yards per game through the air. The offense also finished with the 10th-highest conversion rate on third down (43.9 percent), including the fourth-highest (49.4 percent) in the NFL over the final six games of the season.

Matt Ryan completed 407-of-626 passes (65 percent) for 4,581 yards, 26 touchdowns, and 11 interceptions for a 93.3 passer rating. Ryan eclipsed 4,000 passing yards for the 10th consecutive season, joining Drew Brees as the only players to accomplish the feat in NFL history. Ryan set NFL records for completions (4,867) and passing yards (55,767) through a player's first 13 seasons and surpassed Pro Football Hall of Famer Brett Favre (346) for the fourth-most touchdown passes in a quarterback's first 13 seasons in NFL history with 347.

In a year that saw Julio Jones limited to nine games, third-year wide receiver Calvin Ridley carried the team's receiving corps. He led the Falcons with a career-high 90 receptions for a personal-best 1,374 yards and nine receiving touchdowns. He recorded at least 100 yards in eight games in 2020, the most in the NFL and the third-most in a single season in franchise history.

The Falcons defense limited opponents to 104.8 net rushing yards per game, the sixth-fewest in the NFL in 2020, but finished 32nd against the pass with 293.6 net passing yards per game. Linebacker Deion Jones recorded a team- and career-high 4.5 sacks, while linebacker Foye Oluokun set single-season career-highs in total tackles (116), tackles for loss (four), sacks (3.0), interceptions (two), and forced fumbles (four). Jarrett led the team with a career-high 20 quarterback hits, while safety Keanu Neal notched a personal-best nine tackles for loss in 2020.

Koo made 37-of-39 field goal attempts (94.9 percent), including 8-of-8 attempts from at least 50 yards for a career-high 144 points this season. Koo surpassed Matt Bryant (34 in 2016, 2017) for the most made field goals in a single season and made 27 consecutive field goals from Week 4-15, marking the longest streak in a single season in team history.

Following the conclusion of the 2020 season, the Falcons named former Tennessee Titans offensive coordinator Arthur Smith the club's 18th head coach. The team also tabbed former

New Orleans Saints vice president/assistant general manager of pro personnel Terry Fontenot its new general manager.

## 2021

In the team's first season under Head Coach Arthur Smith, the Falcons finished with a 7-10 record — a three-win improvement from 2020 — including six wins away from Mercedes-Benz Stadium, the most by Atlanta since 2016.

In 2021, the Falcons finished with a 7-2 record in games decided by one score after finishing the 2020 season with a 2-8 record in such games. Atlanta's .778 win percentage in one-score games was tied with the Las Vegas Raiders for the second-best record in the NFL in one-score games this season. Matt Ryan concluded his 14th season with 3,968 passing yards and 20 touchdown passes — extending his streak of seasons with at least 20 touchdown passes to 13, tied for the third-longest such streak in NFL history. Ryan's 59,735 passing yards are also the most of any quarterback through his first 14 seasons in NFL history.

Ryan surpassed Eli Manning (57,023) for the eighth-most passing yards in NFL history and the ninth-most touchdown passes (367) in league history. Ryan also led three game-winning drives, surpassing Pro Football Hall of Famer John Elway (40) for the seventh-most game-winning drives in NFL history.

Cordarrelle Patterson set single-season career highs for rushing yards (618), rushing touchdowns (six), receiving yards (548) and receiving touchdowns (five). Patterson became the first player to record at least five rushing touchdowns and five receiving touchdowns in a single season in franchise history and tallied the most touchdowns by a Falcon since Tevin Coleman (11) and Devonta Freeman (13) in 2016.

Rookie Kyle Pitts set the Falcons' single-season rookie receiving record, single-season tight end receiving record, earned his first-career Pro Bowl nod and became the second rookie tight end to eclipse 1,000 receiving yards in NFL history joining Pro Football Hall of Famer Mike Ditka (1,067 in 1961), finishing the season with a team-high 1,026 receiving yards. Along the offensive line, third-year guard Chris Lindstrom was the only guard to appear in all 17 games and not surrender a single sack in the NFL this season, per Pro Football Focus.

On defense, Foye Oluokun finished with a league-leading 192 total tackles this season marking the most by any player in the NFL since at least 2000. Oluokun tallied double-digit tackles in 12 games this season, while also recording a career-high three interceptions and 2.0 sacks. Second-year cornerback A.J. Terrell played 571 snaps in coverage in 2021, limiting opponents to 29 receptions on 66 targets for 200 yards, including three interceptions and three touchdowns. Per Pro Football Focus, opposing quarterbacks had a 47.5 passer rating when targeting Terrell, the lowest among cornerbacks that played at least 50 percent of coverage snaps in 2021.



# YEAR-BY-YEAR HISTORY

## 2022

In the team's second season under Head Coach Arthur Smith, the Falcons finished with a 7-10 record, including six wins at Mercedes-Benz Stadium, the most since the club opened the new stadium in 2017.

Despite finishing with a 7-10 record for the second straight season, the Falcons posted a point differential of -21, a 125-point improvement from 2021. This was the fifth highest in the NFL last season. Only Jacksonville (258), N.Y. Jets (174), Detroit (168) and N.Y. Giants (152) had a larger improvement in point differential from 2021 to 2022 than Atlanta. Additionally, the Falcons only lost two games by more than one possession this season, tied for the fourth-fewest in the NFL.

One of Atlanta's greatest areas of improvement was in the run game. In 2021, the Falcons finished with the 31st ranked rushing attack, averaging 85.4 yards per game. This year, Atlanta finished third, averaging 159.9 yards per game. Atlanta's 74.5 rushing yards per game increase from 2021 to 2022 is the highest one-year improvement by any team since 2001. With Cordarrelle Patterson (340), Tyler Allgeier (324), Marcus Mariota (280) and Caleb Huntley (265), the Falcons became the first team to have four players with at least 250 rushing yards through the first eight games of a season in NFL history.

Patterson also set an NFL record by returning a kickoff 103 yards for a touchdown in Week 11, marking his ninth career kickoff return touchdown, the most in NFL history. It was also his seventh return of at least 100 yards, the most in NFL history by a wide margin.

Atlanta's offensive improvement carried across the run game to the passing game as well. In 2021, the Falcons offense allowed an average of 15.0 quarterback pressures per game. Last season, Atlanta limited opponents to an average of 9.7 quarterback pressures, resulting in an improvement of 5.3 per game. The 5.3 decrease per game is the eighth-highest one-year improvement by an offense in the past 15 seasons.

Atlanta finished the season with a trio of rookies leading the way on offense. Running back Tyler Allgeier totaled 1,035 rushing yards becoming the second rookie in club history to top 1,000 yards and eclipsing William Andrews franchise record for rushing yards by a rookie.

Wide Receiver Drake London set a club record for receptions by a rookie, hauling in 72 passes for 866 yards to go along with four touchdowns. The Falcons became the fourth team in NFL history to boast a rookie 1,000-yard rusher and a rookie 800-yard receiver in the same season.

While quarterback Desmond Ridder started the final four games and completed 73 passes for 708 yards with two touchdowns and no interceptions. Ridder recorded the most completions and passing yards by a Falcons player in his first four starts in team history.

## 2023

Atlanta finished the 2023 season with a 7-10 mark for the third straight season, finishing third in the NFC South. While the team made strides in some areas, a third consecutive losing season and overall decline in offensive success led to Owner and Chairman Arthur M. Blank parting ways with Head Coach Arthur Smith following the final game of the year.

Despite the losing record, the Falcons showed grit and resiliency playing in 11 games decided by eight or fewer points including six of 10 losses. Atlanta also boasted a top-10 rushing offense for the second consecutive year, averaging 127 yards per game on the ground. Additionally, the Falcons saw a marked improvement on defense jumping from the 31st ranked unit in 2022 to 22nd in 2023.

Perhaps the biggest success of 2023 for Atlanta was the performance of its young players. Running back Bijan Robinson set a franchise record for yards from scrimmage by a rookie with 1,463 total yards, topping William Andrews mark of 1,332 set in 1979. He led all rookies in rushing yards (976), carries (214), and offensive touches (276). Robinson also topped the club record for 100-yard games by a rookie with six, eclipsing the mark of five set by Julio Jones in 2011 and tied by Tyler Allgeier in 2022.

Robinson joined Allegier and Kyle Pitts to make the Falcons the only team in NFL history to have rookies with at least 1,000 yards from scrimmage in three straight seasons.

Overall, the Falcons had one of the youngest teams in the league in 2023. On offense, 31 percent of the teams snaps were taken by players under 24 years old, the third most in the NFL. Meanwhile, 65 percent of the teams defensive snaps were taken by players under 27, the fifth most in the NFL. Atlanta had 16 players under 27 make at least five starts in 2023 and the average age of a player that played at least 70 percent of the snaps on his side of the ball was 26.33 years, making the Falcons the fifth youngest team in the NFL.

In addition to its emerging young talent, Atlanta saw several key veterans contribute in significant ways. Offensive lineman Chris Lindstrom continued his reign as one of the top players at his position, earning second-team All Pro honors and his second consecutive Pro Bowl nod. Lindstrom was also named to the Pro Football Writers of America All-NFC team for the second time.

Safety Jessie Bates III proved to be one of the most impactful free agent signings in the league in 2023, as the former Cincinnati Bengal joined Lindstrom at the Pro Bowl while also earning second team All-Pro honors. Bates was also named to the PFWA All-NFL and All-NFC teams as well as the NFLPA Player's All-Pro team for his performance.

Bates made an immediate impact, recording 10 tackles, two interceptions, two passes defensed and one forced fumble in his first game in a Falcons uniform. He was named NFC



## YEAR-BY-YEAR HISTORY

Player of the Week after he became the second player to record double-digit tackles, two interceptions and one forced fumble in a game since 2000. Bates doubled up on the honors earning NFC Defensive Player of the Week in 14 after posting 12 tackles, one forced fumble, one pass defense, and one interception, which he returned 92-yards for the touchdown, against New Orleans.

Bates led the team with career highs in tackles (132) and interceptions (6) in addition to recording a career-high three forced fumbles. He also became the first player in franchise history and seventh player since 2000 to record at least 100 tackles and six interceptions in a single season.

Fellow free agent addition Calais Campbell played a large role both on and off the field, mentoring the Falcons young defensive players while also leading the team in quarterback hits and tying for the team lead with 6.5 sacks. Campbell became one of 43 players in NFL history to record at least 100 career sacks. In 2023, he was one of just six active players to top

the century mark and finished the season ranked 32nd on the NFL's all-time sack list.

With the help of Campbell, Atlanta's defense doubled its sack total from 2022 to 2023, recording 42 sacks in 2023. The Falcons 21-sack improvement was the organization's largest year-over-year increase since 1982 when the individual sack became an official NFL statistic.

Offensively, Drake London quietly continued to assert himself as a player on the rise. London led the team in receptions and receiving yards for a second consecutive season with 69 catches and a career-high 905 yards in 16 games. He surpassed Julio Jones (133 from 2011-12) for the most receptions by a player through his first two seasons in franchise history with 141. Additionally, London has recorded the second most receiving yards by a player in his first two seasons in franchise history with 1,771. Only Jones (2,157) had more.

# UNIFORM HISTORY

## 1966-67

Black Jersey's with white numbers and red trim at home with a white Falcon crest on the sleeves. The away jersey was white with black numbers trimmed in red and a black Falcon crest on the sleeves. The Falcons had white pants with a red strip bordered by two black stripes for both home and away games. The helmet was red with a black Falcon crest logo trimmed in white, and there was a black strip trimmed in white down the middle of the helmet.



## 1968-70

In 1968, the Falcons removed the Falcon crest logo from the sleeves and replaced it with red and white stripes. Also, a red-



black-red stripe combination was added to the sleeves.

## 1971-1989

In 1971, the Falcons switched to red jerseys for the first time and wore them all the way up to the 1989 season. The only other significant change to this uniform was the addition of silver-gray pants in 1978. Also in 1984, the Falcons switched to a black face mask. The home jersey was red with white numbers and black trim with white-black-white sleeve stripes. The away jersey was white with red numbers and black trim

with red and black stripes on the sleeves. In 1979 the Falcon crest logo was added to the sleeves.



## 1990-2002

In 1990, the Falcons once again wore black jerseys as they did in their inaugural years. The 1990 season marked Atlanta's 25th anniversary season in the NFL, and the team wore a commemorative patch on their left shoulder. In addition, the Falcons switched to a black helmet with a black face mask and a white Falcon crest logo. From 1990-2002, the home jersey was black with white numbers trimmed in red with a black Falcon crest logo trimmed in red on the sleeves. The away jersey was white with red numbers trimmed in black with a black Falcon crest logo trimmed in red on the sleeves. The pants were Falcon silver with a black stripe down the middle trimmed in white and red.

## 2003 - 2019

The year 2003 continued to bring about many new changes for the Atlanta Falcons. Perhaps the biggest changes came with the introduction of the team's new logo and uniforms unveiled over the course of a two-month period.

On March 19, 2003, before a large gathering of media and the entire Falcons organization, the Falcons presented their new logo.

"The new Atlanta Falcons logo is fresh, strong and dynamic, and yet appreciates the tradition and history of this franchise," said Falcons Owner & CEO Arthur Blank. "The new logo depicts a more powerful, aggressive Falcon - one of fast movement. It is also representative of the evolution and direction of our team."

The logo was designed in conjunction with NFL Properties after a lengthy research process, which included conducting focus groups and polls with many fans. In addition, Fal-

# UNIFORM HISTORY

cons players, coaches and staff had the opportunity to give their thoughts.

The home uniforms consisted of black jerseys and white pants, while the road attire featured white jerseys and white pants. The team also introduced modified versions of the uniforms, which included wearing black jerseys with black pants at home and white jerseys with black pants on the road.


The jerseys and pants included red piping down the side, which expand at the knee for a fast, streamlined look. They also have "Falcons" stitched at the neckline in a newly developed font and include a number font that was designed specifically for the Falcons, consisting of a drop shadow for more depth. The black jerseys contained white numbers with red trim, while the white jerseys contained red numbers with black trim. The new Falcons logo appeared on the sleeve of both jerseys on a red background. The helmet remained black, however it also featured a metallic flack compared to the previous flat black-colored helmet.

In 2004, the Falcons announced they would wear red jerseys at home and use the black jerseys as their alternate third jersey. Declared the team's alternate third jersey in 2003, red jerseys were worn twice in 2003, against the Tennessee Titans on November 23 and again in the Falcons nationally-televised 20-14 overtime win against the Carolina Panthers on December 7.



## 2009

The Falcons unveiled throwback uniforms in a Week 2 meeting against the Carolina Panthers to honor the inaugural 1966 team as part of "Alumni Weekend." Atlanta again donned the retro uniforms in a Week 12 meeting against the Tampa Bay Buccaneers at the Georgia Dome. Atlanta won both games with the throwback uniforms.



## 2016

The team took the field in a blended 1966 replica uniform against the San Diego Chargers and San Francisco 49ers, as they paid homage to the athletes and teams that paved the way before them. As a special tribute, Falcons players throughout history were recognized in honor of the team's annual Alumni Game.

The Falcons throwback design aesthetic stayed true to 1966 with exception of the helmet. The original uniform featured a red helmet with a similar bold stripe pattern down the center to match the pants and socks. This year, due to NFL helmet safety rules, the team punctuated the throwback uniform with



their black helmet. It showcased the original Falcon crest used by the team from 1966 to 2003 - the same black on black design worn in the team's 1998 Super Bowl appearance.

## 2017

First introduced in 2016, the NFL Color Rush program, in partnership with Nike, was started as a way to give NFL teams the opportunity to honor each franchise and engage spirited

# UNIFORM HISTORY

fans and cities while adding yet another reason to watch on Thursday nights.

Featuring a full-color head-to-toe look, each club's Color Rush uniform takes inspiration from both its current and historic uniform colors and designs, combined with progressive innovation that will set the tone for the future of the game and light up Thursday Night Football, the fastest growing NFL primetime night.



The Falcons selected a bold all-red head-to-toe uniform aesthetic, however due to a color conflict in their Thursday Night matchup against Tampa Bay on November 3, 2016 Atlanta wore their white uniform as the away team.

One hundred percent of the NFL's proceeds from the sale of Color Rush jerseys went directly to the NFL Foundation to fund health, safety and wellness programs for youth around the country. The NFL Foundation is the league's non-profit organization, representing all 32 clubs, and funds grants to support athletes, youth football and the communities that support the game. The first \$500,000 raised from this initiative was earmarked to replace youth and high school football equipment and fields lost in last month's devastating floods in Louisiana.

## 2020

The Atlanta Falcons ushered in the 2020 season with new uniforms as part of a comprehensive redesign for the first time in 17 years. The entire new array of uniform options includes elements of the Falcons' past while updating the brand to match the modern progression of Atlanta.

The new official Falcons home look will feature black jerseys and black pants with the away look going white on white. The uniform closet now offers up to eight different color combinations, including the current throwback version paying homage to the 1966 team and a new "Rise Up" alternate uniform. The collection includes four jerseys (black home, white away, gradient alternate and the '66 throwbacks), four pants (black, white, red and throwbacks) and two helmets (satin black and throw back red).



# UNIFORM HISTORY

## BACKGROUND

Using nearly two decades of fan research collected from focus groups, online and through different social media platforms, as well as input by current and former Falcons players, the overwhelming plea was consistent: 1) Own red, but bring on the black, 2) reflect the modern progression of the city, and 3) keep it simple and stay true to our roots.

Throughout continued conversations with fans and players, it was clear that the designs needed to reflect elements of the past and the present, the pride of Atlanta as well as the state-of-the-art design of Mercedes-Benz Stadium.



2020 Uniform Redesign

## THE PROCESS

Conversations started inside the organization back in 2016 with the official process kicking off in January 2018. The Falcons embedded their internal design team together with the NFL and Nike to determine how best to bring the uniform and identity to life, and the result is clean, simple and intentional.

"We took a fan-first approach in gathering feedback and design input and have modernized the look of our team and our brand" said Falcons President, Rich McKay. "Black has been a part of our organization since we took the field in 1966 so we've stayed true to our roots and have given our fans and players what they've been asking for over many years."

"This process has been a true reflection of Arthur Blank's core values -- listening and responding to our fans" said Morgan Shaw Parker, the Falcons chief marketing officer. "The city has evolved, our stadium has evolved and we knew it was time to do the same with our brand."

## OWN RED, BUT BRING ON THE BLACK

Like the city of Atlanta, black evokes strength, power, grit ... and a little bit of swagger. Black jerseys have been a part of Falcons history since they first took the field in 1966, during the original Dirty Bird era in the late 1990's, from 2003-08 and more recently as alternates or throwbacks, amplified by per-

sonalities like Deion Sanders, Jerry Glanville and Michael Vick to Matt Ryan and Julio Jones.

The color red reflects a shared sense of community in Atlanta as most of the major sports teams and many iconic home-grown brands share the color. Several signature elements across the new uniforms are highlighted in red including the familiar Falcons bird logo, the new ATL mark across the chest and the new stripe or "stoop", down the side of the uniform. Red is also featured as a primary jersey color in the new gradient "Rise Up" alternate uniform.

Silver and gray have also been a part of the Falcons color palette for decades but will now play a more prominent role, incorporated into the helmet decal and the new silver facemask.

## REFLECT THE MODERN PROGRESSION OF ATLANTA

Atlanta is known as much for diversity and culture as it is for innovation and creativity. From music and design to business and technology, the city of Atlanta influences everything. The Falcons have a proud tradition of bringing people together from all walks of life, so the new ATL mark is placed proudly and prominently across the chest of the new uniforms as a reflection of a city constantly on the rise. A three-letter combination recognized around the world; it is only fitting the Falcons represent the ATL on a global stage.

The Falcons helmet has evolved from a traditional glossy look to a more modern all-black satin finish. The Falcon bird logo is nearly 30 percent larger than before with a chrome outline to complement the new face mask.

The "Rise Up" alternate uniform pays homage to our next generation of Falcons fans. The gradient pattern rising from black to red offers a fresh representation of a city constantly on the rise through a visual pattern made from the eye in the Falcon logo.



Away Uniform

# UNIFORM HISTORY

## KEEP IT SIMPLE; STAY TRUE TO OUR ROOTS

The familiar, identifiable Atlanta Falcons wordmark has been tightened and sharpened for ease of use, while the new numbers boast a more modern typeface, a drop shadow and sharp terminals to match the angles of the current wordmark and primary Falcon bird logo.

The Atlanta Falcons primary logo was updated in 2003 and remains the same in 2020. It was derived from the original team logo dating back to the club's debut in 1966. We've stayed true to our roots by keeping our colors and the Falcon bird intact – making it even more prominent than ever before but delivering a more modern design that reflects our team, our fans and this great city.

The stripe or “stoop” down the side of the uniform is a graphic extension taken directly from the wing on the Falcon logo, and the gradient pattern in the “Rise Up” Alternate uniform pattern is taken directly from the eye of the bird.

The 1966 throwback uniform has become an icon to both players and fans alike, and one that will remain a staple in the Falcons closet. The throwback decal adorns the helmet and the iconic red and black stripe pattern has been a consistent staple through several historical uniform designs.

## RETURN OF THE ICONIC RED HELMET

The Falcons re-introduced their iconic 1966 red helmet paired with throwback uniforms in 2022. Atlanta debuted the red helmet in Week 6 against its former NFC West rival San Francisco.

Paying homage to the club's inaugural squad, the red helmet features a grey facemask with a throwback black Falcon crest logo trimmed in white and a black stripe down the middle of the helmet trimmed in white and gold. The helmet's color scheme was designed to represent rival schools Georgia Tech and the University of Georgia. Atlanta wore this version of the helmet from 1966 to 1969 before removing the gold trim for the 1970 season.

The iconic red helmet will be paired with the team's throwback uniforms which feature black jerseys with white numbers, red trim, and a white-trimmed Falcon crest on the sleeves. The uniform combination is completed with white pants featuring



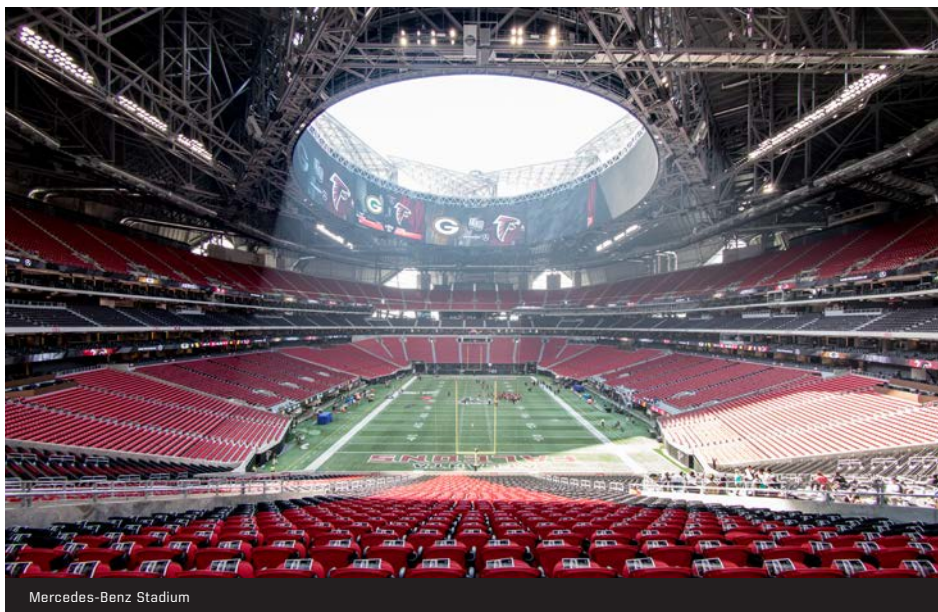
Throwback Uniform

a red stripe bordered by two black stripes and white and black socks with red and black striping.

The Falcons introduced this uniform combination in 2009 to honor the club's 1966 inaugural squad. Atlanta wore the uniform twice per year until 2013 when NFL rules prohibited teams from wearing more than one helmet. In 2016, Atlanta brought back its throwback uniforms, pairing the black jerseys with black helmets that featured a throwback logo. Last season, the NFL informed teams that they would be permitted to wear a second helmet in 2022. Per the NFL, the revised policy allows teams to wear a second, alternate color helmet to pair with throwback, color rush or alternate uniforms.



# STADIUM HISTORY



Mercedes-Benz Stadium

## **MERCEDES-BENZ STADIUM** [2017-PRESENT] **Falcons Home Record (26-30)**

The Georgia World Congress Center Authority and Atlanta Falcons completed an agreement for a new retractable roof stadium to be built on the Georgia World Congress Center campus. Scheduled to open during the summer of 2017, the Mercedes-Benz Stadium will serve as the home of the Atlanta Falcons in addition to Atlanta United, as well as conventions, and entertainment events, such as the College Football National Championship in 2018, Super Bowl LIII in 2019, and the NCAA Men's Final Four in 2020.

The Authority and Falcons have created a long-term solution for the region, state and Falcons by agreeing to a new stadium on the Georgia World Congress Center campus. The new facility will allow the Falcons to provide a league-competitive game day experience for fans and ensure the city and state are able to retain major events currently held at the Georgia Dome as well as attract new marquee events to the region.

The Falcons opened up Mercedes-Benz stadium against the Green Bay Packers on September 17, 2017. During that game, Atlanta jumped out on the Packers early and held onto a lead late, as they gained their first win in Mercedes-Benz Stadium, 34-23.

MBS was named the Sports Business Journal Sports Facility of the Year in 2019. The facility also hosts other premier sports and entertainment events throughout the year, including the annual SEC Championship game and Chic-fil-A Peach Bowl.

## **GEORGIA DOME** [1992-2016] **Falcons Home Record (116-83-0)**

In 1992, the Atlanta Falcons and the state of Georgia unveiled to the rest of the world the latest crown jewel in an ever-shining southern skyline with the opening of the Georgia Dome.

The Georgia Dome is the culmination of efforts which began in earnest in June of 1984 as business, civic and governmental leaders gathered to discuss a new stadium in Atlanta. The project continued to gain steam in January of 1988 as a "consensus" of leaders agreed on using a hotel/motel tax increase to finance the local portion of construction.

In January of 1989, Rankin Smith and then-governor Joe Frank Harris signed a "memorandum of understanding" for the Falcons to play in the Dome under a 20-year lease.

The project came to fruition in the spring of 1989 when the state, the Atlanta City Council, and Fulton County Commission approved the construction of the \$210 million Dome. Ground-breaking ceremonies took place on November 22, 1989, with construction getting underway on March 27, 1990.

As soon as the project was passed, the Dome became a major 'player' in the sporting community. Rankin Smith was determined to introduce the south's latest showpiece to the football world and he succeeded. With the determined backing of the Smith family, the Georgia Dome played host to the most significant sporting events in the world as global attention was focused on Atlanta for Super Bowl XXVIII played on January 31, 1994 between the Dallas Cowboys and the Buffalo Bills. The

# STADIUM HISTORY

Georgia Dome hosted its second Super Bowl on January 30, 2000 between the St. Louis Rams and the Tennessee Titans.

The Falcons played their last regular season game in the Georgia Dome against the New Orleans Saints on January 1, 2017. The team clinched the NFC South on a 38-32 victory, as they locked up the number two seed in the playoffs with the victory. The Falcons' regular season record in the Georgia Dome was 116-83.

The Falcons officially closed the Georgia Dome with a 44-21 victory over the Green Bay Packers in the NFC Championship game to send the franchise to its second Super Bowl in team history.

## ATLANTA-FULTON COUNTY STADIUM [1966-91]

**Falcons Record (85-106-2)**

Twenty-six years of NFL football in Atlanta-Fulton County Stadium came to an end on December 15, 1991 when the Falcons met the Seattle Seahawks for their final game in their very first home.

Atlanta-Fulton County Stadium was built in 51 weeks and gave the city the foundation to support big-league baseball and pro football. Less than a year after construction, the stadium was primed for a cameo appearance by the baseball Braves, who were still playing in Milwaukee at the time, on April 9, 1965. On August 14 of that same year, the Minnesota Vikings defeated the Pittsburgh Steelers in the first football game ever played at the stadium. Some local people deemed the Stadium "The Miracle on Capital Avenue."



Georgia Dome



# RING OF HONOR



Roddy White was added to the Ring of Honor in 2019.

**T**he Atlanta Falcons organization doesn't officially retire jersey numbers, but considers certain player's jerseys worthy of being honored. Currently, the Falcons do not use any of the jersey numbers honored below. The Falcons Ring of Honor which is featured in the rafters of the Georgia Dome honors individual players and not jerseys.

## **#60 - TOMMY NOBIS** (1966–76)

The first-ever player drafted by the Atlanta Falcons for the inaugural 1966 season, Nobis quickly became the first-ever Falcons player to be voted to the Pro Bowl after being selected as a rookie. The stellar middle linebacker was named the NFL Rookie of the Year for his efforts. "Mr. Falcon" led the team in tackles in nine of his 11 seasons, while earning five trips to the Pro Bowl. In a poll conducted in 1970 by ABC to pick the best athlete of the decade of the 1960s, running back O.J. Simpson was number one and Tommy Nobis was number two in the entire country. He had an astronomical 294 total combined tackles as a rookie, still the team's club record. Nobis also intercepted 11 passes during his pro career, returning two for touchdowns. His uniform #60 has been worn by only him during the team's existence. He retired in 1976.

## **#87 - CLAUDE HUMPHREY** (1968–74, 76–78)

Humphrey is currently the team's all-time sack leader with 94.5. He was selected as the 1968 Defensive Rookie of the Year and earned six Pro Bowl honors throughout his career, tying Jeff Van Note for the most in team history. Humphrey's five consecutive Pro Bowl nods from 1970-74 is also tied with current Falcons linebacker Keith Brooking and fellow inductee Mike Kenn for the most consecutive Pro Bowl appearances in team history. Humphrey was also voted the Falcons Player of the Year in 1976 after leading the team with 15.0 sacks, the second-highest total in a season in Falcons annals. In 127 career games, the Tennessee State alum recovered 11 fumbles, which

ranks sixth in team history and also returned one fumble recovery for his only touchdown against the Minnesota Vikings on December 21, 1969.

## **#57 - JEFF VAN NOTE** (1969–86)

Holds Falcons team marks for most seasons played (18) and most consecutive games played (155). He is second in the team record books with 246 games played and 225 games started. Van Note originally came to the Falcons as a linebacker from Kentucky, but was moved to center by head coach Norm Van Brocklin and eventually earned the starting job at center in 1970. He earned the first of his six Pro Bowl berths in 1974. Van Note is tied with Claude Humphrey for most Pro Bowl appearances by a Falcons player with six. He retired in 1986.

## **#10 - STEVE BARTKOWSKI** (1975-85)

The No. 1 overall draft pick in 1975, he was named the NFL's Rookie of the Year after throwing for 1,662 yards and 15 touchdowns. He set every team record in passing, which included 23,468 career yards and 154 touchdown passes in 123 games. He produced three seasons of 3,000 yards or more passing, 12 games of more than 300 yards passing and two seasons of 30 or more touchdown passes. Bartkowski collected over 50 victories as a starting quarterback for the Falcons and guided the team to their first playoff victory in franchise history over the Philadelphia Eagles in 1978.

## **#78 - MIKE KENN** (1978-94)

Kenn was the 13th overall selection in the 1978 NFL Draft by Atlanta and spent his entire 17-year career in a Falcons uniform. He started every game he played in, setting a franchise record for the most career games played and the most career starts with 251. Kenn only missed nine games during his At-

# RING OF HONOR

lanta tenure after beginning his career with 90 consecutive starts. The Michigan alum participated in six playoff games and was a member of an offensive line that allowed the lowest sack total (25) in a single season (1982) in team history. The Falcons amassed 30,455 total rushing yards and 188 rushing touchdowns during Kenn's career with the team.

## #31 - WILLIAM ANDREWS (1979-86)

A third-round pick, Andrews was among the NFL's elite runners when a shocking knee injury prematurely ended his career. He became just the second running back in NFL history to have two 2,000-yard (combined yards) seasons (the only other player prior to Williams was O.J. Simpson). When he had his first 2,000-yard year, he joined just four other backs who had done so (Jim Brown, Walter Payton, Wilbert Montgomery and Simpson). In his first five seasons in the NFL (1979-83), Andrews outgained every other back in the entire NFL. The bullish Andrews had 8,382 total yards in those five years (an average of 1,677 per year) to lead all NFL runners. Andrews set 19 Falcons club records that began in his very first NFL game in 1979 when he ran for 167 yards in a game at New Orleans where he totaled 189 yards. He was selected to the Pro Bowl in 1980, 1981, 1982 and 1983 and made the NFL All-Rookie team in 1979. He retired in 1987.

## #42 - GERALD RIGGS (1982-88)

Riggs was selected by the Falcons as the ninth overall pick in the 1982 NFL Draft out of Arizona State. He was a three-time Pro Bowler in his seven seasons in Atlanta and finished his Falcons career as the franchise's all-time rushing leader with 6,631 rushing yards. Riggs tallied 48 career touchdowns, which puts him second in team history in terms of rushing touchdowns and fifth in overall touchdowns. Riggs' name litters the Falcons record books as he was one of the most prolific rushers of his time.

## #58 - JESSIE TUGGLE (1987-2000)

Jessie came to the Falcons as an undrafted free agent in 1987 and retired in August of 2001 as one of the all-time greatest players in franchise history. Nicknamed, "The Hammer", for his bone-jarring tackles, Tuggle is the club's all-time leader in total tackles with 2,065 and enjoyed 12 straight 100-tackle seasons. He led the team in tackles in a season 10 times and amassed 20 or more tackles in a single-game on four occasions with a personal-best of 24 stops. His 14 seasons played, 189 career starts and 209 total games played are third-most ever in Falcons history. Tuggle's five Pro Bowl appearances (1992, 1995, 1995, 1997, 1998) stand tied for the third-most ever by a Falcons player. The Falcons honored #58 with "Jessie Tuggle Day" during halftime of the Falcons game vs. the Detroit Lions on December 22, 2002.

## #21 - DEION SANDERS (1989-1993)

Sanders was a three-time Pro Bowl starter during his Falcons career after being selected as the fifth overall player in the 1989 draft out of Florida State. Considered one of the best pure cornerbacks ever to lace up a pair of cleats, Sanders also doubled as a dangerous return man. He was recently tabbed the 34th best player in the history of the League by a new NFL Films-produced series, The Top 100: NFL's Greatest Players.

## #28 - WARRICK DUNN (2002-07)

In 2002, Dunn was signed by the Atlanta Falcons where he spent the next six years of his career. Dunn posted 5,981 rushing yards - fourth on the franchise's all-time list - in 90 games for the Birds. Dunn was also a dynamic receiver out of the backfield, his 204 receptions are second on the franchise's all-time list among running backs and his 1,635 receiving yards ranks third on that list. In 2005, Dunn was selected to his third career Pro Bowl - first with the Falcons - after posting his second consecutive 1,000-yard rushing season (1,416 yards) and catching 29 passes for 220 yards and tallying four total touchdowns. In 2006, Dunn had his third consecutive 1,000-yard rushing season (1,140) with the team and joined his teammate QB Michael Vick, who also had 1,000 yards rushing (1,039) that year as well. They became the fourth duo in NFL history to rush for 1,000 yards - only two other pairs of teammates have done it since 2006. It also marked the first time in NFL history that a quarterback and running back from the same team each rushed for over 1,000 yards.

## #84 - RODDY WHITE (2005-15)

Selected with the 27th overall pick in the first round of the 2005 NFL Draft, White spent his entire 11-year career in Atlanta. The dynamic playmaker was one of the top receivers in the NFL during his era earning four straight trips to the Pro Bowl from 2008 to 2011. He set club records for receptions, receiving yards, receiving touchdowns, overall touchdowns, and 100-yard receiving games. White had a breakout season in 2007, catching 83 passes and notching 1,202 receiving yards. The next season he would team up with QB Matt Ryan to usher in one of the most successful runs in franchise history. White rattled off six straight seasons with more than 80 receptions and 1,000 yards as he helped lead Atlanta to the playoffs four times. During his All-Pro campaign in 2010, he set franchise records with 115 receptions and 1,389 yards. White finished his career with 808 receptions and was the 42nd player in NFL history to eclipse 10,000 receiving yards.

# RING OF HONOR

## **#62 - TODD MCCLURE** [2000-12]

The 237th overall pick of the 1999 NFL Draft, McClure became a franchise stalwart early in his career. Known for his grit and toughness, the Baton Rouge, La., native spent his entire 14-year career in Atlanta playing 197 games and making 195 starts. McClure set a club record, starting 144 consecutive games between 2001 and 2010. When he retired following the 2012 season, only Jeff Van Note and Mike Kenn had played more seasons and started more games in Atlanta. "Mud Duck" was a two-time member of USA Today's All-Joe Team, honoring unsung players that were not recognized with Pro Bowl selections each season. What he lacked in award recognition, McClure made up for in production as he anchored the offensive line for some of the most prolific units in franchise history.

He blocked for four 1,000-yard rushers including Michael Vick (2006) who became the first quarterback to reach that milestone, as well as Michael Turner (2008 & 2010), Warrick Dunn (2004, 2005 & 2006), and Jamal Anderson (2000). In 2006, McClure was part of the first offense in NFL history to boast a pair of 1,000-yard rushers at quarterback and running back when Vick and Dunn accomplished that feat. During his career, the Falcons posted five 10-win seasons, reached the postseason six times, and appeared in two conference championship games.

# ALL-TIME ALPHABETICAL ROSTER

## A

Abernathy, Micah (S), Tennessee	2022-23
Abraham, John (DE), South Carolina	2006-12
Abrams, Delrick Jr (CB), Colorado	2020
Absher, Dick (LB), Maryland	1967-68
Acks, Ron (LB), Illinois	1968-71
Adams, Bob (TE), Pacific	1976
Adams, Brent (T), UT at C'hooga	1975-78
Adams, Scott (G/T), Georgia	1997
Adams, Phillip (CB), SC St. University	2015
Adkins, Spencer (LB), Miami (Fla.)	2009-11
Agee, Mel (DL), Illinois	1992-95
Akers, Jeremy (T), Notre Dame	1997
Alex, Keith (G), Texas A&M	1993
Alexander, Harold (P), Appalachian St.	1993-94
Alexander, P.J (G), Syracuse	2006
Alford, Dee (CB), Tusculum	2022-23
Alford, Robert (CB), Southeast Louisiana	2013-2018
Ali, Josh (WR), Kentucky	2022-23
Allen, Anthony (WR), Washington	1985-86
Allen, Demetrius (WR), Virginia	1996
Allen, Grady (LB), Texas A&M	1969-72
Allen, Ricardo (CB), Perdue	2014-20
Allen, Ryan (P), LA Tech	2019
Allgeier, Tyler (RB), BYU	2022-23
Ambrose, Ashley (CB), Miss. Valley St.	2000-02
Andersen, Morten (K), Mich. St.	1995-00, 06-07
Andersen, Troy (LB), Montana St.	2022
Anderson, Abdullah (DT), Bucknell	2022
Anderson, Anthony (RB), Temple	1980
Anderson, Courtney (TE), San Jose State	2007
Anderson, Darren (CB), Toledo	1998
Anderson, Dunstan (DL), Tulsa	1994
Anderson, Jamaal (DE), Arkansas	2007-10
Anderson, Jamal (RB), Utah	1994-01
Anderson, Taz (TE), Georgia Tech	1966-67
Anderson, Tim (DT), Ohio State	2007
Andrews, Josh (OL) Oregon St.	2021
Andrews, William (RB), Auburn	1979-83, 86
Anenih, David (OLB), Houston	2022
Archambeau, Lester (DE), Stanford	1993-99
Archer, Dave (QB), Iowa St.	1984-87
Arenas, Javier (CB), Alabama	2014
Armstrong, Cornell (CB), Southern Miss.	2022
Asamoah, Jon (G), Illinois	2014
Atkins, Corey (LB), South Carolina	2000
Auer, Joe (RB), Georgia Tech	1968
Austin, Cliff (RB), Clemson	1984-86

## B

Babineaux, Jonathan (DT), Iowa	2005-16
Badanjek, Rick (RB), Maryland	1987-88
Bailey, Allen (DE), Miami (Fla.)	2019-20
Bailey, Jim (DT), Kansas	1976-78
Bailey, Larry (DT), Pacific	1974

Bailey, Stacey (WR), San Jose St.	1982-90
Baker, Eugene (WR), Kent	1999-00
Baker, Sam (OT), USC	2008-14
Baker, Sean (S) Ball State	2013-2014
Baker, Tony (RB), East Carolina	1986
Baldwin, Robert (RB), Duke	1996
Banks, Chris (G), Kansas	2000-01
Barnes, Gary (WR), Clemson	1966-67
Barner, Kenjon (RB), Oregon	2019
Barnes, Lew (WR,KR), Oregon	1988
Barnett, Doug (C) Azusa Pacific	1987
Barnett, Oliver (DT), Kentucky	1990-92
Bartkowski, Steve (QB), California	1975-85
Bartu, Joplo (LB), Texas State	2013-2015
Bates, Daren (LB), Auburn	2021
Bates, Jessie (S), Wake Forest	2023
Bates, Patrick (S), Texas A&M	1996
Batiste, D'Anthony (OL), Louis.-Lafayette	2007
Batson, Cam (WR), Texas Tech	2022
Bayne, Chris (S), Fresno State	1997-98
Bean, Bubba (RB), Texas A&M	1976-80
Beadles, Zane (T), Utah	2018
Beasley, Aaron (CB), West Virginia	2004
Beasley Jr, Vic (DE), Clemson	2015-19
Beavers, Willie (OL), W. Michigan	2020-21
Bebout, Nick (T), Wyoming	1973-75
Beck, Jordan (LB), Cal Poly	2006
Beckman, Brad (TE), Nebraska-Omaha	1989
Bell, Bill (PK), Kansas	1971-72
Bell, Kerwin (QB), Florida	1988
Bell, Quinton (OLB) Prairie View A&M	2021-22
Bell, Travis (DL), Kennesaw St.	2023
Belton, Willie (RB), Maryland St.	1971-72
Benish, Dan (DT), Clemson	1983-86
Benkert, Kurt (QB), Virginia	2018-20
Bennett, Cornelius (LB), Alabama	1996-98
Bennett, Michael (DE), Ohio State	2019
Benson, Cliff (TE), Purdue	1984-85
Benson, Duane (LB), Hamline	1972-73
Benson, Thomas (LB), Oklahoma	1984-85
Bentley, Scott (K), Florida State	1997
Bethel, Justin (CB), Presbyterian	2018
Bergeron, Matthew (OL), Syracuse	2023
Bergeron, Troy (WR), No college.	2009
Bernhardt, Jared (WR), Ferris St.	2022
Berry, Bob (QB), Oregon	1968-72
Beverly, Eric (TE), Miami (Ohio)	2004-06
Bibla, Martin (G), Miami	2002-04
Biermann, Kroy (DE), Montana	2008-15
Bingham, Guy (C/G), Montana	1989-91
Birden, J.J. (WR), Oregon	1995-96
Bishop, Brandon (S)N.C. St.,	2014
Bishop, Greg (G), Pacific	1999
Blair, Chris (WR), Alcorn St.	2023
Blake, Christian (WR), Northern Illinois	2018-21
Blakley, Dwayne (TE), Missouri	2004-07

# ALL-TIME ALPHABETICAL ROSTER

Blalock, Justin (OG), Texas	2007-14
Bledsoe, Amani (DL), Oklahoma	2022
Bleick, Tom (S), Georgia Tech	1967
Bolden, Juran (CB), Mississippi Delta	96-98, 02-03
Boley, Michael (LB), Southern Miss	2005-08
Booker, Marty (WR), Louisiana-Monroe	2009
Booker, Michael (CB), Nebraska	1997-99
Bordano, Chris (LB), SMU	2000
Bosher, Matt (P), Miami (Fla.)	2011-19
Bosley, Bruce (G), W Virginia	1969
Bowick, Tony (NT), UT/Chattanooga	1989
Bowling, Andy (LB), Virginia Tech	1967
Boyd, Sean (S), North Carolina	1996
Bradford, Allen (LB), Southern California	2015
Bradford, Ronnie (CB/S), Colorado	1997-01
Brailford, Jonathan (OLB) Oklahoma St.	2021
Brailford, Jordan (OLB)	2022
Bramlet, Casey (QB), Wyoming	2007
Bramlett, John (LB), Memphis St.	1971
Brandon, David (LB), Memphis State	1996-97
Breitenstein, Bob (G/T), Tulsa	1969-70
Brett, Walt (G), Montana	1976
Brewer, Sean (TE), San Jose State	2003
Brezina, Greg (LB), Houston	1968-69, 71-79
Brinkley, Beau (LS), Missouri	2022
Britt, James (DB), LSU	1983-87
Brock, Eric (S), Auburn	2008-09
Brooking, Keith (LB), Georgia Tech	1998-08
Brooks, Ethan (DT/OL), Williams College	1996
Brooks, Jonathan (LB), Clemson	1980
Brooks, Natrone (DB), Southern Miss	2023
Brooks-James, Tony (RB), Oregon	2020
Broussard, Steve (RB), Washington St.	1990-93
Brown, Aaron (LB), Ohio State	1986-87
Brown, Charlie (WR), SC State	1985-87
Brown, Clay (TE), Brigham Young	1982
Brown, Corey (WR), Tulsa	2001
Brown, Greg (DE), Kansas State	1987-88
Brown, Jamon (OL), Louisville	2019
Brown, Omar (S), North Carolina	1998-99
Brown, Ray (S), W Texas State	1971-78
Brown, Reggie (RB), Oregon	1982
Brown, Shannon (DT), Alabama	1996
Brown, Tyrone (WR), Toledo	1995-96
Bruce, Aundray (LB), Auburn	1988-91
Bruggeman, Rob (OL), Iowa	2011
Brunskill, Daniel (OL), San Diego State	2018
Brunson, Mike (WR/RB), Arizona St.	1970
Bryan, Rick (DT), Oklahoma	1984-92
Bryant, Charles (RB), Allen	1969
Bryant, Matt (K), Baylor	2009-19
Bryant, Romby (WR), Tulsa	1969
Bryant, Warren (T), Kentucky	1977-84
Bucannon, Deone (S), Washington St.	2020
Buchanan, Ray (CB), Louisville	1997-03
Buckley, Marcus (LB), Texas A&M	2000

Bullard, Jonathan (DL), Florida	2021
Burke, Vern (WR), Oregon St.	1966
Burley, Gary (DT), Pittsburgh	1984
Burrough, John (DT), Wyoming	1995-98
Burrow, Ken (WR), San Diego St.	1971-75
Burson, Jimmy (CB/S), Auburn	1968
Bush, Devin (S), Florida State	1995-98
Bush, Rafael (S), South Carolina St.	2010
Butler, Bobby (CB), FSU	1981-92
Butler, Jim (RB), Edward Waters	1968-71
Byas, Rick (DB), Wayne St.	1974-80
Byrd, Damiere (WR), South Carolina	2022

## C

Cabral, Brian (LB), Colorado	1979
Cahill, Dave (DT), Northern Arizona	1969
Cain, Lynn (RB), USC	1979-84
Calhoun, Taveze (CB), Miss. State	2018
Calland, Lee (CB), Louisville	1966-68
Calloway, Chris (WR), Michigan	1999
Camp, Reggie (DE), California	1988
Campbell, Calais (DL), Miami (Fl.)	2023
Campbell, De'Vondre (LB), Minnesota	2016-19
Campbell, Scott (QB), Purdue	1986-90
Campbell, Sonny (RB), North Arizona	1970-71
Carimi, Gabe (OL), Wisconsin	2014
Carpenter, James (OL), Alabama	2019-20
Carpenter, Keion (S), Virginia Tech	2002-03, 05
Carrington, Paul (DE), Central Fla.	2006
Carter, Bruce (LB), North Carolina	2018
Carter, Jamal (S), Miami (Fla.)	2019-20
Carter, Lorenzo (DL), Georgia	2022-23
Carter, Marty (S), Midd. Tenn. St.	1999-01
Carter, Shyheim (CB), Alabama	2019-20
Carty, Johndale (S), Utah State	1999-02
Case, Scott (DB), Oklahoma	1984-94
Cash, Antoine (LB), SMU	2005
Cash, Chris (CB), USC	2005
Cash, Rick (DE), NE Missouri	1968
Casillas, Tony (DT), Oklahoma	1986-90
Cason, Wendell (DB), Oregon	1985-87
Cavness, Grady (CB), Texas-El Paso	1970
Cawley, Mike (QB), James Madison	1996
Cerne, Joe (C), Northwestern	1968
Chaffey, Pat (RB), Oregon St.	1991
Chambers, Kirk (OL), Stanford	2011
Chandler, Chris (QB), Washington	1997-01
Chapman, Mike (G), Texas	1984
Chiaverini, Dale (WR), Colorado	2002
Childs, Henry (TE), Kansas St.	1974
Chesson, Wes (WR), Duke	1971-73
Chester, Chris (G), Oklahoma	2015-16
Christian, Bob (FB), Northwestern	1997-02
Claridge, Dennis (QB), Nebraska	1966
Claridge, Travis (G/T), USC	2000-03

# ALL-TIME ALPHABETICAL ROSTER

Clark, Bret (S), Nebraska	1986-88
Clark, Vinnie (CB), Ohio St.	1993-94
Claxton, Ben (G), Mississippi	2005
Claybo, Tyson (G), Wake Forest	2006-12
Clayborn, Adrian (DE), Iowa	2015-17, 19
Clayton, Stan (T/G), Penn State	1988-89
Cobb, DeAndra (RB), Michigan State	2005
Coffey, Junior (RB), Washington	1966-67,69
Coffman, Chase (TE), Missouri	2012-13
Cogdill, Gail (WR), Washington St.	1969-70
Coia, Angelo (WR), USC	1966
Coleman, Derrick (FB), UCLA	2017
Coleman, Erik (S), Washington State	2008-09
Coleman, Lincoln (RB), Baylor	1996
Coleman, Rod (DT), East Carolina	2004-07
Coleman, Tevin (RB), Indiana	2015-18
Collins, Calvin (G/C), Texas A&M	1997-00
Collins, Jalen (CB), LSU	2015-16
Collins, Shawn (WR), N Arizona	1989-91
Collins, Sonny (RB), Kentucky	1976
Cominsky, John (DE), Charleston (W. Va.)	2019-21
Compton, Tom (T), South Dakota	2016
Condo, John (LS), Maryland	2018
Condren, Glen (DT), Oklahoma	1969-72
Cone, Kevin (WR), Georgia Tech.	2011-13
Conner, Darion (LB), Jackson State	1990-93
Cook, Ed (G), Notre Dame	1966-67
Cooper, Chris (S), Stony Brook	2019
Cooper, Evan (DB), Michigan	1988-89
Cope, Jim (LB), Ohio	1976
Copeland, Brandon (OLB), Pennsylvania	2021
Cordill, Olie (WR), Memphis St.	1968
Correal, Chuck (C), Penn St.	1979-80
Costello, Joe (LB), Central Connecticut	1986-88
Cotrell, Ted (LB), Delaware Valley	1969-70
Cotton, James (LB), Ohio State	2003
Cotton, Marcus (LB), USC	1988-89
Cousin, Terry (CB), South Carolina	2000
Cox, Arthur (TE), Tex Southern	1983-87
Cox, Mike (FB), Georgia Tech.	2011-12
Crawford, Jack (DT), Penn St.	2017-19
Crocker, Chris (S), Marshall	2006-07
Crockett, Henri (LB), Florida State	1997-01
Crowdrip, David (DB), San Diego State	1985-88
Crowe, Larry (DB), Tex Southern	1975
Crumpler, Alge (TE), North Carolina	2001-07
Curran, Willie (WR), UCLA	1982-84
Curry, Buddy (LB), North Carolina	1980-87
Cyprien, Johnathan (CB), FIU	2019

## D

Dabney, Carlton (DT), Morgan St.	1968
Dahl, Harvey (OG), Nevada-Reno	2007-10
Dalman, Drew (OL), Stanford	2021-23
Dalton, Jalen (DL), North Carolina	2022
Daluiso, Brad (K), UCLA	1991

Dantzler, Woodrow (RB), Clemson	2003
Darby, Frank (WR), Arizona St.	2021-23
Davis, Antone (T) Tennessee	1996-97
Davis, Brad (RB), LSU	1975
Davis, Carlos (DL), Nebraska	2023
Davis, Chauncey (DE), FSU	2005-10
Davis, Dominique (QB), East Carolina	2012-13
Davis, Drew (WR), Oregon	2012-14
Davis, Greg (K), Citadel	1987-90
Davis, Mike (RB), South Carolina	2021
Davis, Mitch (LB), Georgia	1994
Davis, Nathan (DT), Indiana	1997
Davis, Paul (LB), North Carolina	1981-82
Davis, Ron (DB), Tennessee	1995
Davis, Scott (G), Iowa	1997
Davis, Tae (LB), Chattanooga	2023
Davidson, Marlon (DT), Auburn	2020-22
Davison, Tyeler (LB), Fresno State	2019-21
Daykin, Tony (LB), Georgia Tech	1979-81
DeBerg, Steve (QB), San Jose St.	1998
DeCoud, Thomas (S), California	2008-13
Dennard, Darqueze (CB), Michigan St.	2020
Dennis, Lukas (DB), Boston College	2023
Dent, Akeem (LB), Georgia	2011-13
Denton, Tim (CB), Sam Houston St.	1996-97
Detmer, Ty (QB), BYU	2004-05
Dickerson, Eric (RB), SMU	1993
Dickerson, Matt (DL), UCLA	2022
Dils, Steve (QB), Stanford	1988
DiMarco, Patrick (FB), South Carolina	2013-2016
Dimry, Charles (DB), UNLV	1988-90
Dinkins, Howard (LB), Florida St.	1992-93
Dixon, Corey (WR), Nebraska	1994
Dixon, Floyd (WR), Stephen F. Austin	1986-91
Dixon, Rich (LB), California	1983
Dodd, Al (WR), NW Louisiana St.	1973-74
Doleman, Chris (DE), Pittsburgh	1994-95
Donaldson, Jeff (S), Colorado	1991-93
Donnelly, Rick (P), Wyoming	1985-88
Donohoe, Mike (TE), U-of-SF	1968, 1970-71
Douglas, Harry (WR), Louisville	2008-14
Douglas, Jamil (G), Arizona St.	2017
Downs, Gary (RB), N.C. State	1997-00
Draft, Chris (LB), Stanford	2000-04
Dronett, Shane (DT), Texas	1996-02
Duckett, T.J. (RB), Michigan St.	2002-05
Dudley, Kevin (FB), Michigan	2006
Dufour, Dan (C/G), UCLA	1983-84
Duich, Steve (G), San Diego St.	1968
Dukes, Jamie (G), Florida State	1986-93
Dunaway, Dave (WR), Duke	1968
Dunbar, LaTarence (WR), TCU	2003
Duncan, Jamie (LB), Vanderbilt	2004
Dunn, Perry Lee (RB), Mississippi	1966-68
Dunn, Warrick (RB), Florida St.	2002-07
Dupree, Bud (LB), Kentucky	2023
Durant, Chris (OL), William & Mary	2018

# ALL-TIME ALPHABETICAL ROSTER

Durant, Justin (LB) Hampton .....2015  
 Dwight, Tim (WR), Iowa .....1998-00

## E

East, Ron (DT), Montana St.....1976  
 Eastering, Ray (S), Richmond .....1972-79  
 Eatman, Irv, (T), UCLA .....1994  
 Eaton, Tracey (S), Portland St.....1991-93  
 Eber, Rick (WR), Tulsa .....1968  
 Ebiketie, Arnold, (OLB), Penn State .....2022-23  
 Edogo, Chuma (OL), USC .....2022  
 Edwards, Antonio (DE), Valdosta St.....1998  
 Edwards, Antuan (S), Clemson .....2005  
 Edwards, Austin (DE), Ferris State .....2020  
 Edwards, Brad (S), South Carolina.....1994-96  
 Edwards, Bryan (WR), South Carolina.....2022  
 Edwards, Ray (DE), Purdue .....2011  
 Edwards, Terrence (WR), Georgia.....2003  
 Eifler, Milo (LB), Illinois .....2023  
 Elam, Jason (K), Hawaii .....2008-09  
 Eley, Monroe (RB), Arizona St.....1975-78  
 Ellerbee, Emmanuel (ILB), Rice.....2021  
 Ellis, Clarence (CB), Notre Dame .....1972-74  
 Ellis, Kaden (LB), Idaho .....2023  
 Elliott, Jamin (WR), Delaware.....2006  
 Emanuel, Bert (WR), Rice .....1994-97  
 Emery, Larry (RB), Wisconsin .....1987  
 Enderle, Dick (G), Minnesota .....1969-71  
 English, R.J. (WR), Pittsburgh.....2002  
 Epps, Tory (NT), Memphis State.....1990-92  
 Esposito, Mike (RB), Boston College.....1976-79  
 Etheridge, Dorian (ILB), Louisville .....2021-22  
 Etling, Danny (QB), LSU .....2019  
 Etter, Bob (K), Georgia.....1968-69  
 Evans, Rashaan (LB), Alabama .....2022  
 Everett, Major (RB), Mississippi College.....1987  
 Ewing, Bradie (FB), Wisconsin.....2012-13

## F

Farmer, Karl (WR), Pittsburgh .....1976-77  
 Farris, Jimmy (WR), Montana .....2002-04  
 Faumuina, Wilson (DT), San Jose St.....1977-81  
 Favre, Brett (QB), So Miss.....1991  
 Feely, Jay (K), Michigan .....2001-04  
 Fenton, Rashad (CB), South Carolina .....2022  
 Ferguson, Jim (C), USC .....1969  
 Ferguson, Parker (OL), Air Force .....2022  
 Fields, Edgar (DT), Texas A&M .....1977-80  
 Fields, Scott (LB), Southern California .....1996  
 Finneran, Brian (WR), Villanova.....2000-10  
 Firkser, Anthony (TE), Harvard .....2022  
 Fishback, Joe (S), Carson-Newman.....1991-92  
 Fisk, Tucker (TE), Stanford .....2023  
 FitzPatrick, John (TE), Georgia .....2022-23  
 Fitzgerald, Mike (CB/S), Iowa State.....1967

Flatley, Paul (WR), Northwestern .....1968-69  
 Flemons, Ronald (DE), Texas A&M.....2001-02  
 Flowers, Kenny (RB), Clemson .....1987, 1989  
 Flowers, Tre (CB), Oklahoma St .....2023  
 Ford, Darryl (LB), New Mexico St.....1994  
 Ford, Mike (CB), SE Missouri St .....2022  
 Forney, Kynan (G), Hawaii .....2001-07  
 Fortin, Roman (C), San Diego State.....1992-97  
 Fortner, Larry (WB), Miami-Ohio .....1980  
 Foster, Renardo (OL), Louisville .....2007  
 Fountaine, Jamal (LB), Washington .....1997  
 Fowler, Dante Jr. (DE), Florida .....2020-21  
 Foxworth, Domanico (CB), Maryland .....2008  
 Fragil, Reid (T) Ohio State, .....2014  
 Fralic, Bill (G/T), Pittsburgh .....1985-92  
 Francis, Wallace (WR), Arkansas AM&N.....1975-81  
 Franklin, George (RB), Texas A&I .....1978  
 Franks, Dominique (CB), Oklahoma.....2010-13  
 Franks, Feleipe (QB), Arkansas .....2021-22  
 Fraser, Simon (DE), Ohio State .....2008  
 Freeman, Devonta (RB), Florida State .....2014-19  
 Freeman, Mike (CB/S), Fresno St .....1968-70  
 Freene, Dwight (DE), Syracuse .....2016  
 Fritsch, Ted (C), St. Norbert .....1972-75  
 Fry, Elliott (K), South Carolina .....2020  
 Frye, David (LB), Purdue .....1983-85  
 Fudge, Jamaal (S), Clemson.....2008-09  
 Fulhage, Scott (P), Kansas St.....1989-91  
 Fuller, Randy (CB), Tennessee St.....1998  
 Fusco, Brandon (OL), Slippery Rock .....2018

## G

Gabriel, Taylor (WR), Abilene Christian.....2016-17  
 Gage, Russell (WR), LSU.....2018-21  
 Gagliano, Bob (QB), Utah St.....1993  
 Gaison, Blane (S), Hawaii .....1981-84  
 Gaither, Omar (LB), Tennessee .....2013  
 Gallagher, Frank (G), N Carolina .....1973  
 Gallarda, Tommy (TE), Boise State.....2012  
 Gandy, Wayne (T), Auburn .....2006-08  
 Gann, Mike (DE), Notre Dame.....1985-93  
 Gardner, Derrick (CB), California.....1999  
 Gardner, Moe (NT), Illinois .....1991-96  
 Garland, Ben (G), Air Force .....2015-18  
 Garza, Roberto (C/G), Tex. A&M Kings.....2001-04  
 Gaylor, Trevor (WR), Miami (Ohio) .....2002  
 Gaziano, Joe (DL), Northwestern .....2023  
 Geathers, James (DT), Wichita St .....1993-95  
 George, Jeff, (QB), Illinois .....1994-96  
 George, Ron (LB), Stanford .....1993-96  
 Gia Garcia, Jim (DE), Purdue .....1968  
 George, Steve (DT), Houston .....1976  
 Geredine, Thomas (WR), NE Missouri St.....1973-74  
 German, Jammi (WR), Miami .....1998-00  
 Germany, Willie (S), Morgan St.....1972



# ALL-TIME ALPHABETICAL ROSTER

Giacomarro, Ralph (P), Penn State.....	1983-85	Hall, Travis (DT), BYU.....	1995-03
Gibson, Damon (WR/KR), Iowa.....	2002	Hall, Tyler (CB), Wyoming.....	2020
Gilbert, Lewis (TE), Florida.....	1978-79	Hallen, Bob (G/T), Kent State.....	1998-01
Gilbert, Tony (LB), Georgia.....	2008-09	Halverson, Dena (LB), Washington.....	1970
Gilliam, John (WR), South Carolina St.....	1976	Hamilton, Conrad (CB), East. New Mexico.....	2001
Ginda, Frank (LB), San Jose St.....	2023	Hamilton, Ruffin (LB), Tulane.....	1997-99
Gipson, Paul (WR), Houston.....	1969-70	Hampton, Dave (RB), Wyoming.....	1972-75
Glass, Glenn (WR), Tennessee.....	1966	Hankerson, Leonard (WR), Miami.....	2015
Glazebrook, Bob (DB), Fresno St.....	1978-83	Hankins, Matt (CB), Iowa.....	2022
Glymph, Junior (DE), Carson-Newman.....	2004-05	Hansen, Don (LB), Illinois.....	1969-75
Godfrey, Charles (S), Iowa.....	2014-15	Hanspard, Byron (RB), Texas Tech.....	1997-99
Goff, Willard (DT), W Texas St.....	1985	Hardy, Justin (WR), Eastern Carolina.....	2015-19
Goldberg, Bill (NT), Georgia.....	1992-94	Harlow, Sean, (G), Oregon St.....	2017-20
Goldson, Dashon (S), Washington.....	2016	Harmon, Duron (S), Rutgers.....	2021
Gono, Matt (OL), Wesley.....	2018-21	Harmon, Tom (G), Gus, Adolphus.....	1967
Gonzalez, Tony (TE), California.....	2009-13	Harper, John (LB), So Illinois.....	1983
Goodman, Malliciah (DE), Clemson.....	2013-16	Harper, Roger (S), Ohio St.....	1993-95
Goodwin, C.J. (CB), California (PA).....	2016-17	Harris, Antoine (S), Louisville.....	2007-09
Goodwin, Doug (RB), Maryland St.....	1968	Harris, Bill (RB), Colorado.....	1968
Gordon, Darrien (CB/PR), Stanford.....	2001	Harris, Bryce (T), Fresno State.....	2015
Gordon, Dwayne (LB), New Hampshire.....	1993-94	Harris, Charles (DE), Missouri.....	2020
Gordon, Tim (S), Tulsa.....	1987-90	Harris, Erik (S), California (PA).....	2021-22
Gossett, Colby (OL), Appalachian St.....	2021-22	Harris, Josh (LS), Auburn.....	2012-21
Gotshalk, Len (T), Humboldt St.....	1972-76	Harris, Leonard (WR), Texas Tech.....	1994
Grace, Jermaine (LB), Miami.....	2017-19	Harris, Ronnie (WR), Oregon.....	1998-99
Gradkowski, Geno (C), Delaware.....	2015	Harris, Roy (DT), Florida.....	1984-85
Graf, Kevin (T), USC.....	2016	Harrington, Joey (QB), Oregon.....	2007
Graham, Jaeden (TE), Yale.....	2018-2021	Harrison, Dennis (DE), Vanderbilt.....	1986-87
Graham, Shayne (K), Virginia Tech.....	2015	Harrison, Jonotthan (OL), Florida.....	2022
Graham, Ta'Quon (DL), Texas.....	2021-23	Harrison, Zach (DL), Ohio St.....	2023
Grant, Richie (S), Central Florida.....	2021-23	Hart, Leo (QB), Duke.....	1971
Gray, Alex (TE), Barnard Castle School.....	2018-19	Hartscock, Ben (TE), Ohio State.....	2008
Gray, Devin (WR) Cincinnati.....	2018-20	Hartwell, Edgerton (LB), Western Illinois.....	2005-06
Graziani, Tony (QB), Oregon.....	1997-00	Hauschka, Steve (K), North Carolina St.....	2009
Green, Harold (RB), South Carolina.....	1997-98	Hawk, A.J. (LB), Ohio State.....	2016
Green, Juwan (WR), Albany.....	2020	Hawkins, Alex (WR), South Carolina.....	1966-67
Green, Lamont (LB), Florida State.....	1999	Hawkins, Jaylinn (S), California.....	2021-23
Green, Tim (LB), Syracuse.....	1986-93	Hawkins, Josh (CB), East Carolina.....	2020
Green, T.J. (S), Clemson.....	2020	Hawley, Joe (C), UNLV.....	2010-14
Greene, Tiger (DB), Western Carolina.....	1985	Haworth, Steve (DB), Oklahoma.....	1983-84
Griffith, Justin (FB), Mississippi State.....	2003-06	Havig, Dennis (G), Colorado.....	1972-75
Grimes, Brent (CB), Shippensburg.....	2007-12	Hayden, Kelvin (CB), Illinois.....	2011
Grimm, Dan (G/C), Colorado.....	1966-68	Hayes, Mercury, (WR), Michigan.....	1997
Gunn, Harland (G), Miami.....	2012-14	Hayes, Tom (CB), San Diego St.....	1971-75
Gurley, Todd II (RB), Georgia.....	2020	Haynes, Michael (WR), N Arizona.....	1988-93, '97
Gwyn, Jovauhnn (OL), South Carolina.....	2023	Haynes, Verron (FB), Georgia.....	2009
		Hayward, Casey Jr. (CB), Vanderbilt.....	2022
		Heard, Ronnie (S), Mississippi.....	2005
<b>H</b>		Heath, Rodney (CB), Minnesota.....	2002
Hageman, Ra'Shede (DE), Minnesota.....	2014-16, 19	Hebert, Bobby (QB), NW Louisiana.....	1993-96
Haji-Sheikh, Ali (K), Michigan.....	1986	Heck, Ralph (LB), Colorado.....	1966-68
Hall, Corey (S), Appalachian State.....	2001	Heimuli, Ricky (DT), Oregon.....	2014
Hall, Cory (S), Fresno State.....	2003-04	Heinicke, Taylor (QB), Old Dominion.....	2023
Hall, Darren (CB), San Diego St.....	2021-22	Hellams, DeMarcco (S), Alabama.....	2023
Hall, DeAngelo (CB), Virginia Tech.....	2004-07	Heller, Ron (TE), Oregon St.....	1989
Hall, Marvin (WR), Washington.....	2017-18		



# ALL-TIME ALPHABETICAL ROSTER

Hennessy, Matt (C), Temple	2020-23
Herman, Chuck (G), Arkansas	1980
Herndon, Steve (G), Georgia	2004
Herron, Mack (RB), Kansas St.	1975
Hesse, Parker (TE), Iowa	2021-23
Hester, Devin (WR), Miami	2014-15
Hester, Jessie (WR), FSU	1988
Hettema, Dave (T), New Mexico	1970
Heyward, Craig (RB), Pittsburgh	1994-96
Higdon, Alex (TE), Ohio State	1988
Hill, Brian (RB), Wyoming	2017-20
Hill, Drew (WR), Georgia Tech	1992-93
Hill, Kahlil (WR), Iowa	2002
Hill, Tye (CB), Clemson	2009
Hilton, Roy (DE), Jackson St.	1975
Hinson, Billy (G), Florida	1986
Hinton, Chris (T), Northwestern	1990-93
Hinton, Kyle (OL), Washburn	2023
Hodge, Floyd (WR), Utah	1982-84
Hodge, KhaDarel (WR), Prairie View A&M	2022-23
Hofrichter, Sterling (P), Syracuse	2020
Holeccek, John (LB), Illinois	2002
Hollins, Mack (WR), North Carolina	2023
Holly, Bob (QB), Princeton	1984-85
Holmes, Lamar (T), Southern Miss.	2012-14
Holmes, Rudy (DE), Drake	1974
Holt, Pierce (DL), Angelo St.	1993-95
Hope, Chris (S), Florida St.	2012
Hooper, Austin (TE), Stanford	2016-19
Hoover, Houston (T), Jackson State	1988-92
Horn, Joe (WR), Itawamba (JC)	2007
Horne, Timmy (DL), Kansas State	2022-23
House, Raymond (DE), Arkansas	2003
Houston, Chris (CB), Arkansas	2007-09
Houston, Harrison (WR), Florida	1994
Howard, Ed (WR), Rice	1995
Howe, Glen (T), So Mississippi	1985-86
Howell, Pat (G), USC	1979-83
Hudlow, Floyd (CB/S), Arizona	1967-68
Hudson, Chris (S), Colorado	2001
Huff, Ben (DT), Michigan	1999
Huggins, Albert (DL), Clemson	2023
Hughes, Bob (DE), Jackson St.	1967-69
Hughes, Mike (CB), Central Florida	2023
Humphrey, Claude (DE), Tenn. St.	1968-74, 76-78
Hunter, John (T), BYU	1989-91
Hunter, Scott (QB), Alabama	1976-78
Huntley, Caleb (RB), Ball St.	2021-22
Huntley, Kevin (DE), Kansas State	2007
Huntley, Richard (RB), Winston-Salem	1996
Hurst, Hayden (TE), South Carolina	2020-21
Hutchinson, Tom (WR), Kentucky	1966

I  
Ifedi, Germain (OL), Texas A&M 2022

Igwebuikwe, Godwin (RB), Northwestern	2023
Irons, David (CB), Auburn	2007-08
Irvin, Bruce (DE), West Virginia	2018
Ishmael, Kemal (S) Central Florida	2013-19

<b>J</b>	
Jack, Eric (CB), New Mexico	1994-95
Jackson, Alfred (WR), Texas	1978-84
Jackson, Chevis (CB), LSU	2008-09
Jackson, Ernie (CB), Duke	1978
Jackson, Grady (DT), Knoxville	2006-08
Jackson, Jeff (LB), Auburn	1984-85
Jackson, Larron (G), Missouri	1975-76
Jackson, Lawrence (G), Presbyterian	1987-88
Jackson, Marlon (RB), Saginaw Valley St.	2006
Jackson, Robert (LB), Texas A&M	1982
Jackson, Steven (RB), Oregon St.	2013-14
Jackson, Tommy (DL), Auburn	2006
Jackson, Tyoka (DL), Penn State	1994
Jackson, Tyson (DE), LSU	2014-16
Jackson, Willie (WR), Florida	2002
James, John (P), Florida	1972-81
James, Robert (LB), Arizona State	2009-12
Jamison, Brandon (LB), West Georgia	2006
Jarrett, Grady (DT), Clemson	2015-23
Jarvis, Ray (WR), Norfolk St.	1971-72
Jasper, Ed (DT), Texas A&M	1999-03
Jefferson, Jason (DT), Wisconsin	2008
Jefferson, Shawn (WR), Central Florida	2000-02
Jefferson, Van (WR), Florida	2023
Jenke, Noel (LB), Minnesota	1972
Jenkins, Alfred (WR), Morris Brown	1975-83
Jenkins, Michael (WR), Ohio State	2004-10
Jennings, Adam (WR), Fresno State	2006-08
Jerry, Peria (DT), Mississippi	2009-13
Jervy, Travis (RB), The Citadel	2001-03
Jobko, Bill (LB), Ohio St.	1966
Johnson, Billy (WR), Widener	1982-87
Johnson, Darius (WR), SMU	2013
Johnson, Derrick (CB), Washington	2006
Johnson, D.J. (CB), Kentucky	1994-96
Johnson, Doug (QB), Florida	2000-03
Johnson, Ellis (DL), Florida	2002-03
Johnson, Eric (LB), Nebraska	2004
Johnson, Gartrell (RB), Colorado St.	2010
Johnson, Jaleel (DL), Iowa	2022
Johnson, Kenny (DB), Mississippi St.	1980-86
Johnson, Mike (OL), Alabama	2010-14
Johnson, Norm (K) UCLA	1991-94
Johnson, Randy (QB), Texas A&I	1966-70
Johnson, Rudy (RB), Nebraska	1966
Johnson, Thomas (DT), Middle Tenn. St.	2009
Johnson, Tracy (RB), Clemson	1990-91
Johnson, Undra (RB), W Virginia	1989
Jones, Bob (WR), San Diego St.	1969

# ALL-TIME ALPHABETICAL ROSTER

Jones, Bob (DB), Virginia Union	1975-76
Jones, Deion (LB), LSU	2016-21
Jones, Derrick (DE), Grand Valley State	2007
Jones, Earl (DB), Norfolk St.	1980-83
Jones, Henry (S), Illinois	2002
Jones, Jerry (DT), Bowling Green	1966
Jones, Joey (WR), Alabama	1986
Jones, Julio (WR), Alabama	2011-20
Jones, June (QB), Portland St.	1977-79
Jones, Keith (RB), Illinois	1989-92
Jones, Terren (T), Alabama State	2013-14
Jones, Tony (WR), Texas	1992
Jordan, Antony (LB), Vanderbilt	2000-01
Jordan, Brian (S), Richmond	1989-91

## K

Kadela, Dave (T), Virginia Tech	2001
Kanell, Danny (QB), Florida State	1999-00
Kay, Rick (LB), Colorado	1977
Kazee, Damontae (S), San Diego St.	2017-20
Kelly, Jeff (LB), Kansas State	1999-02
Kelly, Reggie (TE), Miss. State	1999-02, 2011
Kelly, Todd (DE), Tennessee	1996
Kendrick, Vince (RB), Florida	1974-75
Kenn, Mike (T), Michigan	1978-94
Kennedy, Lincoln (G/T), Washington	1993-95
Kerney, Patrick (DE), Virginia	1999-06
Keyes, Josh (LB), Boston College	2016
Kiewel, Jeff (G), Arizona	1985-87
Kinchen, Todd (WR), Louisiana State	1997-98
Kindle, Gregg (G), Tennessee St.	1976
King, Akeem (CB), San Jose St.	2015-16
King, Austin (C), Northwestern	2004-06
Kirk, Luther (CB), Illinois St.	2021
Kirouac, Lou (G/K), Boston College	1966-67
Kittner, Kurt (QB), Illinois	2002-03
Klein, Perry (QB), C.W. Post	1994-95
Knight, Leander (CB), Montclair St.	1988
Knutson, Matt (OL), North Dakota	2003
Koenen, Michael (P), W. Washington	2005-10
Koeper, Rich (T), Oregon State	1966
Komlo, Jeff (QB), Delaware	1982
Konz, Peter (C/G), Wisconsin	2012-14
Koo, Younghoe (K), Georgia Southern	2020-23
Kozlowski, Brian (TE), Connecticut	1997-03
Kramer, Erik (QB), N Carolina St.	1987
Kraynak, Rich (LB), Pittsburgh	1987
Krepfle, Keith (TE), Iowa St.	1982
Kuechenberg, Rudy (LB), Indiana	1971
Kunz, George (T), Notre Dame	1969-74
Kupp, Jake (G), Washington	1967
Kuykendall, Fulton (LB), UCLA	1975-84
Kwiatkoski, Nick (LB), West Virginia	2022

## L

Lake, Antwan (DE), West Virginia	2004-05
Lamb, Ron (RB), South Carolina	1972
Landman, Nate (LB), Colorado	2022-23
Landrum, Mike (TE), So Miss.	1984
Lang, Gene (RB), LSU	1988-90
Langford, Jeremy (RB), Michigan State	2018
Larkin, Austin (DE), Purdue	2019
Laughlin, Jim (LB), Ohio St.	1980-82, 87
Lauletta, Kyle (QB), Richmond	2020
Lavalais, Chad (DT), LSU	2004-05
Lavan, Al (S), Colorado St. U	1969-70
Lawrence, Kent (WR), Georgia	1970
Lawrence, Rolland (DB), Tabor	1973-80
Layne, George (FB), TCU	2001-03
Leake, John (LB), Florida	2005-06
Le Bel, Harper (TE), Col St.	1991-96
Leadbetter, Monte (WR), NW Louisiana	1969
Lee, Bob (WR), Minnesota	1969
Lee, Bob (QB), Pacific	1973-74
Lee, Danzell (TE), Lamar	1988
Lee, Dwight (RB), Michigan St.	1968
Lee, Ron (OL), Baylor	1983
Lee, Saeed (CB), Alabama State	2013
Leftwich, Byron (QB), Marshall	2007
Lehr, Matt (G), Virginia Tech	2005-06
Lelie, Ashley (WR), Hawaii	2006
Lemmerman, Bruce (QB), San Fern. Val	1968-69
Lester, Fred (FB), Alabama A&M	1997
Lens, Greg (DT), Trinity Texas	1970-71
Leonard, Rick (OL), Florida St.	2021
Levenick, Dave (LB), Wisconsin	1983-84
Levitre, Andy (G), Oregon State	2015-18
Lewis, John (WR), Oklahoma St.	2003
Lewis, Mike (DT), Arkansas AM&N	1971-79
Lewis, Trey (NT), Washburn	2007-10
Linden, Errol (T), Houston	1966-68
Lindstrom, Chris (G), Boston College	2019-23
Locklear, Sean (T), NC State	2013
Lofton, Curtis (LB), Oklahoma	2008-11
Logan, Ernie (DE), East Carolina	1993
London, Drake (WR), USC	2022-23
London, LeCale (DL), Western Illinois	2023
Loneker, Keith (G), Kansas	1996
Long, Bob (WR), Wichita State	1968
Long, Jake (T), Michigan	2015
Lothridge, Billy (P/S), Georgia Tech	1966-71
Loveall, Calvin (CB), Idaho	1988
Lowe, Omare (S), Washington	2005-06
Lowery, Dwight (S), San Jose St.	2014
Luckhurst, Mick (K), California	1981-87
Lyles, Robert (LB), TCU	1990-91
Lyons, Mitch (TE), Michigan State	1993-96

## M

Mabin, Jordan (CB), Northwestern	2014
----------------------------------	------

# ALL-TIME ALPHABETICAL ROSTER

Mabra, Ron (DB), Howard	1975-76	McCray, Justin (OL), Central Florida	2020
Mack, Alex (C), California	2016-20	McCullough, Liam (LS), Ohio State	2022-23
Mack, Red (WR), Notre Dame	1966	McDaniels, Pellom (DE), Oregon State	1999-00
Magee, Terrence (RB), LSU	2017	McDermott, Gary (RB), Tulsa	1969
Maggio, Dom (P), Wake Forest	2021	McDonald, Tommy (WR), Oklahoma	1967
Mahelona, Jesse (DT), Tennessee	2007	McFadden, Leon (CB), San Diego St.	2017
Malancon, Rydell (LB), Louisiana State	1984	McFadden, Paul (K), Youngstown State	1989
Mallard, Josh (DE), Georgia	2006-07	McGary, Kaleb (T), Washington	2019-23
Mallory, John (S), West Virginia	1967	McGee, Molly (RB), Rhode Island	1974
Malone, Art (RB), Arizona State	1970-74	McGill, Lenny (CB), Arizona State	1996-97
Malone, DeAngelo (OLB), Western Kentucky	2022-23	McGrew, Reggie (DT), Florida	2002
Mankins, Jim (RB), Florida State	1967	McInnis, Hugh (TE), So Mississippi	1966
Manley, PhillipKeith (G), Toledo	2012	McIntyre, Corey (FB), West Virginia	2007
Manning, Rosie (T), NE Oklahoma	1972-75	McIntyre, Secedrick (RB), Auburn	1977
Maponga, Stansly (DE), TCU	2013-14	McKinley, Takk (DE), UCLA	2017-20
Marchlewski, Frank (C), Minnesota	1966-68	McKinnely, Phil (T), UCLA	1976-80
Mariota, Marcus (QB), Oregon	2022	McKissic, J.D. (WR), Arkansas St.	2016
Marshall, Randy (DE), Linfield	1970-71	McKyer, Tim (CB), Tex-Arlington	1991-92, '96
Marshall, Rich (DT), Stephen F Austin	1966	McMillon, Steve (CB) Wyoming	1989
Marshall, Whit (LB), Georgia	1999	McNeil, Lukayus (OL), Louisville	2019
Martin, Billy (TE), Georgia Tech	1966-67	McQuilken, Kim (QB), Lehigh	1974-77
Martin, Charles (NT), Livingston	1988	Means, Steven (DE), Buffalo	2018-21
Martin, Tony (WR), Mesa	1998, 2001	Meier, Carson (TE), Oklahoma	2019
Martino, Freddie (WR), North Greenville	2014	Meier, Kerry (WR), Kansas	2010-12
Marx, Greg (DT), Notre Dame	1973	Merrow, Jeff (DE), West Virginia	1975-83
Massaquoi, Jonathan (DE), Troy	2012-14	Metcalfe, Eric (WR/RB), Texas	1995-96
Mathis, Kevin (CB), Texas A&M-Comm.	02-04, 06	Meyers, Eddie (RB), Navy	1982
Mathis, Terance (WR), New Mexico	1994-01	Mialik, Larry (TE), Wisconsin	1972-74
Matlock, John (C), Miami	1970-71	Miano, Rich (S), Hawaii	1995
Matthews, Al (TE), Vanderbilt	1983-85	Middleton, Ron (TE), Auburn	1986-87
Matthews, Aubrey (WR), Delta State	1986-88	Mike-Mayer, Nick (K), Temple	1973-77
Matthews, Clay (LB), Southern Cal	1994-96	Mikeska, Russ (TE), Texas A&M	1979-83
Matthews, Cliff (DE), South Carolina	2011-14,16	Millen, Hugh (QB), Washington	1988-90
Matthews, Henry (RB), Michigan St.	1973	Miller, Brandon (DE), Georgia	2008
Matthews, Jake (T), Texas A&M	2014-23	Miller, Brett (T), Iowa	1983-88
Maurer, Andy (G), Oregon	1970-73	Miller, Chris (QB), Oregon	1987-92
Maxie, Brett (S), Texas Southern	1994	Miller, Jim (QB), Michigan State	1997
Mayberry, James (RB), Colorado	1979-81	Miller, Jim (G) Iowa	1971-72, 74
Mayfield, Jalen (OL), Michigan	2021-22	Miller, Jordan (CB), Washington	2019-20
Mazzetti, Tim (K), Pennsylvania	1978-80	Miller, Junior (TE), Nebraska	1980-83
Mbu, Joey (DT), Houston	2015	Miller, Kyle (TE), Mount Union	2014
McBride, Tod (CB), UCLA	2003	Miller, Nate (OL), Louisiana State	1995-97
McBurrows, Gerald (S), Kansas	1999-03	Miller, Scotty (WR), Bowling Green	2023
McCadam, Kevin (S), Virginia Tech	2002-05	Milling, James (WR), Maryland	1991-92
McCarthy, Brendan (RB), Boston Col	1968	Mills, Shawn (WR), Southern Miss	2001
McCartney, Ron (LB), Tennessee	1977-79	Milloy, Lawyer (S), Washington	2006-08
McCarron, A.J. (QB), Alabama	2021	Milner, Martrez (TE), Georgia	2007-08
McCauley, Tom (S/WR), Wisconsin	1969-71	Mims, David (WR), Baylor	1993-94
McClain, Dewey (LB), E Central Univ	1976-80	Mitchell, Barry (DE), Idaho	1997
McClain, Terrell (DE), South Florida	2018	Mitchell, Brian (CB), BYU	1991-92
McClain, Robert (CB), Connecticut	2012-14	Mitchell, Charles (S), Mississippi St.	2012
McClure, Todd (C), LSU	1999-12	Mitchell, Ken (LB), UNLV	1973-74
McCord, Quentin (WR), Kentucky	2001-03	Mitchell, Jim (TE), Prairie View	1969-79
McCown, Luke (QB), Louisiana Tech	2012	Mitchell, Leonard (T), Houston	1987
McCrary, Fred (FB), Mississippi St.	2004-06	Mitchell, Roland (CB), Texas Tech	1990
McCraley, Greg (TE), Clark	1975-77	Moeaki, Tony (TE), Iowa	2015

# ALL-TIME ALPHABETICAL ROSTER

Moffat, Jovante (S), Middle Tennessee St. .... 2022  
 Mohr, Chris (P), Alabama ..... 2001-04  
 Monroe, Rod (TE), Cincinnati ..... 1998-99  
 Montgomery, Alton (S), Houston ..... 1993-95  
 Montgomery, Marv (T), USC ..... 1978  
 Moore, Michael (G), Troy State ..... 2003  
 Moore, Robert (S), Northwestern St. .... 1986-89  
 Moore, Ron (DT), Northwest. Okla. St. .... 2001  
 Moore, Tom (RB), Vanderbilt ..... 1967  
 Moore, William (S), Missouri ..... 2009-15  
 Moorehead, Kindal (DT), Alabama ..... 2008  
 Moreau, Fabian (CB), UCLA ..... 2021  
 Morgan, Dwayne (OL), Clemson ..... 2003  
 Moriarty, Tom (S), Bowling Green ..... 1977-79, 81  
 Moroski, Mike (QB), Cal-Davis ..... 1979-84  
 Morris, Larry (LB), Georgia Tech ..... 1966  
 Morstead, Thomas (P), Southern Methodist ..... 2021  
 Morton, Christian (CB), Illinois ..... 2004-05  
 Motta, Zeke (S), Notre Dame ..... 2013  
 Mraz, Mark (DE), Utah State ..... 1987  
 Mughelli, Ovie (FB), Wake Forest ..... 2007-11  
 Musser, Neal (LB), NC State ..... 1981-83

## N

Nagle, Browning (QB), Louisville ..... 1995-96  
 Neal, Keanu (S), Florida ..... 2016-20  
 Neal, Ryan (S), Southern Illinois ..... 2018  
 Neal, Louis (WR), Prairie View ..... 1973-74  
 Neasman, Sharrod (S), Florida Atlantic ..... 2016-20  
 Neil, Dallas (TE), Montana ..... 2000, 02  
 Neuzil, Ryan (OL), Appalachian St. .... 2021-23  
 Newman, Keith (LB), North Carolina ..... 2003  
 Newton, Cam (S), Furman ..... 2005-06  
 Nicholas, Stephen (LB), South Florida ..... 2007-13  
 Nissley, Adam (TE), UCF ..... 2012-13  
 Nizialek, Cameron (P), Georgia ..... 2020  
 Nobis, Tommy (LB), Texas ..... 1966-76  
 Nofsinger, Terry (QB), Utah ..... 1967  
 Norton, Jim (DT/DE), Washington ..... 1967-68  
 Norton, Storm (OL), Toledo ..... 2023  
 Norwood, Jerious (RB), Mississippi ..... 2006-10  
 Norwood, Ralph (OT), LSU ..... 1989

## O

Odomes, Nate (CB), Wisconsin ..... 1996  
 Ogden, Ray (TE), Alabama ..... 1967-68  
 Ogden, Ray (TE), Alabama ..... 1967-68  
 Ogundeji, Adetokunbo (OLB), Notre Dame ..... 2021-23  
 Ojinnaka, Quinn (T), Syracuse ..... 2006-09  
 Okudah, Jeff (CB) Ohio St. .... 2023  
 Olatoye, Ayodeji (CB), North Carolina A&T ..... 2016-17  
 Oliver, Isaiah (CB), Colorado ..... 2018-22  
 Ollison, Qadree (RB), Pittsburgh ..... 2019-21  
 Oliver, Winslow (RB), New Mexico ..... 1999-00  
 Oluokun, Foyesade (LB), Yale ..... 2018-21

Omiyale, Frank (T), Tennessee Tech ..... 2006  
 O'Neal, Matt (C), Oklahoma ..... 2000  
 Onyemata, David (DL), Manitoba (Can) ..... 2023  
 Ortega, Ralph (LB), Florida ..... 1975-78  
 Ortiz, Ricky (FB), Oregon State ..... 2018  
 Oswald, Paul (G), Kansas ..... 1988  
 Overstreet, Will (LB), Tennessee ..... 2002-03  
 Owens, Chris (CB) San Jose State ..... 2009-12  
 Owens, Dan (DT), Southern California ..... 1996-97  
 Oxendine, Ken (RB), Virginia Tech ..... 1998-99

## P

Pahukoa, Jeff (G/T), Washington ..... 1995-96  
 Palmer, Dick (LB), Kentucky ..... 1974  
 Palmer, Michael (TE), Clemson ..... 2010-12  
 Pascoe, Bear (TE), Fresno St. .... 2014  
 Pasztor, Austin (T), Virginia ..... 2017  
 Pattera, Greg (RB), Slippery Rock ..... 1989  
 Pathon, Jerome (WR), Washington ..... 2005  
 Patterson, Cordarrelle (RB), Tennessee ..... 2021-23  
 Patton, Ricky (RB), Jackson St. .... 1978  
 Paulk, Jeff (FB), Arizona St. .... 1999  
 Paulsen, Logan (TE), UCLA ..... 2018  
 Pearson, Dennis (WR), San Diego St. .... 1978-79  
 Peelle, Justin (TE), Oregon ..... 2008-10  
 Pellegrini, Joe (C), Harvard ..... 1984-86  
 Pegram, Eric (RB), N Tex St. .... 1991-94  
 Penel, Mike (DL), Colorado St. (Pueblo) ..... 2021  
 Pennington, Terrance (OT), New Mexico ..... 2007  
 Pennywell, Robert (LB), Grambling ..... 1977-80  
 Peprah, Charlie (S), Alabama ..... 2009  
 Perkins, Joshua (TE), Washington ..... 2016  
 Perko, Mike (DT), Utah St. .... 1982  
 Person, Mike (G), Montana St. .... 2015-16  
 Peters, Corey (DT), Kentucky ..... 2010-14  
 Peterson, Mike (LB), Florida ..... 2009-12  
 Peterson, Todd (K), Georgia ..... 2005  
 Phillips, Anthony (CB), Tex. A&M Kingsv. .... 1994-96  
 Phillips, Carol (LB), Illinois ..... 2019  
 Phillips III, Clark (CB), Utah ..... 2023  
 Phillips, Jason (WR) Houston ..... 1991-93  
 Phillips, Ray (LB), North Carolina St. .... 1986  
 Philyaw, Mareno (WR), Troy State ..... 2000-01  
 Pickens, Bruce (CB), Nebraska ..... 1992  
 Pilgrim, Evan (G/C), BYU ..... 1999-00  
 Pillers, Lawrence (DT), Alcorn State ..... 1985  
 Pinkney, Jared (TE), Vanderbilt ..... 2020  
 Pinner, Artose (RB), Kentucky ..... 2007  
 Pinion, Bradley (P), Clemson ..... 2022-23  
 Pittman, Bryan (LS), Washington ..... 2009  
 Pitts, Kyle (TE), Florida ..... 2021-23  
 Pitts, Lafayette (CB), Pittsburgh ..... 2021  
 Pitts, Mike (DE), Alabama ..... 1983-86  
 Pleasant, Anthony (DE), Tennessee St. .... 1997  
 Pleasant, Reggie (DB), Clemson ..... 1985

# ALL-TIME ALPHABETICAL ROSTER

Plummer, Tony (S), Pacific	1971-73
Poage, Ray (TE), Texas	1971
Poe, Dontari (DT), Memphis	2017
Poling, Quentin (LB), Ohio	2019
Pollard, Marcus (TE), Bradley	2008
Polumbus, Tyler (T), Colorado	2015
Poole, Brian (CB), Florida	2016-18
Portilla, Jose (T), Arizona	1998-99
Powell, Brandon (WR), Florida	2019-20
Powell, Carlton (DT), Virginia Tech	2011
Prater, Matt (K), Central Florida	2007
Preston, Roell (WR), Mississippi	1995-96
Price, Peerless (WR), Tennessee	2003-04
Pridemore, Tom (S), West Virginia	1978-85
Primus, James (RB), UCLA	1988-89
Pringle, Mike (RB), Cal State-Fullerton	1990
Prince, Isaiah (OL), Ohio St	2023
Pritchard, Mike (WR), Colorado	1992-93
Pritchett, Billy Ray (RB), W. Texas St	1976-77
Pritchett, Stanley (FB), South Carolina	2004
Pritchett, Wes (LB), Notre Dame	1991
Profit, Joe (RB), NE Louisiana	1971-73
Provence, Andrew (DT), S Carolina	1983-87
Pruitt, Etric (S), Southern Miss	2004
Pruitt, MyCole (TE), Southern Illinois	2022-23

## Q

Quarterman, Kurt (OL), Louisville	2007
-----------------------------------	------

## R

Rackley, Derek (TE), Minnesota	2000-05
Rade, John (LB), Boise St	1983-92
Rader, Jason (TE), Marshall	2008-09
Radloff, Wayne (C), Georgia	1986-89
Raine, John (TE), Northwestern	2021-22
Rassas, Nick (S), Notre Dame	1966-68
Ratkovich, Clint (FB), Northern Illinois	2022
Ray, Eddie (RB), LSU	1972-74
Ray, Terry (S), Oklahoma	1992
Reaves, Ken (CB), Norfolk St	1966-73
Reavis, C.J. (S), Marshall	2019
Rector, Ron (RB), Northwestern	1966-67
Redding, Reggie (T), Cal St. Ful	1991
Redman, Chris (QB), Louisville	2007-11
Redmon, Anthony (G), Auburn	2000
Redmond, Rudy (CB), Pacific	1969-71
Reed, Brooks, (LB/DE), Arizona	2015-18
Reed, Frank (DB), Washington	1976-80
Reed, Oscar (RB), Colorado State	1975
Reedy, Bernard (WR), Toledo	2014
Reese, Ike (LB), Michigan State	2005-06
Reid, Michael (LB), Wisconsin	1987-92
Reese, Guy (DT), SMU	1966
Renfree, Sean (QB), Duke	2013-15

Renfroe, Gilbert (QB), Tenn St	1990
Replogle, Adam (G), Indiana	2013-14
Reynolds, Craig (RB), Kutztown	2019
Reynolds, Garrett (OT), North Carolina	2009-13
Reynolds, LaRoy (LB), Virginia	2016-17, 20
Richards, Bobby (DE), LSU	1966-67
Richards, Dave (G), UCLA	1994-96
Richards, Jordan (S), Stanford	2018
Richardson, Al (LB), Georgia Tech	1980-85
Richardson, Jerry (CB/S), W Texas St	1966-67
Richardson, Wally (QB), Penn St	1999
Ridder, Desmond (QB), Cincinnati	2022-23
Riddick, Louis (S), Pittsburgh	1992, '96
Ridlehuber, Preston (RB), Georgia	1966
Ridley, Calvin (WR), Alabama	2018-21
Ridley, Stevan (RB), LSU	2016
Reid, John (CB), Penn State	2022
Riggle, Bob (S), Penn State	1966-67
Riggs, Gerald (RB), Arizona St	1982-88
Riley, Duke (LB), LSU	2017-19
Riley, Karon (LB), Minnesota	2002-04
Rison, Andre (WR), Mich St	1990-94
Ritcher, Jim (G), North Carolina St	1994-95
Rivers, Ron (RB), Fresno State	2000
Roberts, Andre (WR), Citadel	2017
Roberts, Gary (G), Purdue	1970
Roberts, George (P), Virginia Tech	1982
Roberts, Guy (LB), Maryland	1976
Robertson, Jamal (RB), Ohio Northern	2006
Robertson, Travian (DT), South Carolina	2012-13
Robinson, Aldrick (WR), Southern Methodist	2016
Robinson, Bijan (RB), Texas	2023
Robinson, Bo (RB), W Texas St	1981-83
Robinson, Dunta (CB), South Carolina	2010-12
Robinson, Edmond (LB), Newberry	2020
Robinson, Eugene (S), Colgate	1998-99
Robinson, Laurent (WR), Illinois State	2007-08
Robison, Tommy (G), Texas A&M	1989
Robinson, Travaris (S), Auburn	2003
Robinson, Trevor (C), Notre Dame	2016
Rodgers, Jacquizz (RB), Oregon St	2011-14
Rogers, Doug (DE), Stanford	1982
Rogers, Joe (WR), Texas Southern	1994
Rogers, Sam (LB), Colorado	2002-03
Romberg, Brett (C), Miami (Fla.)	2009, 2011
Roques, Burnell (WR), Claremont	1996
Rosen, Josh (QB), UCLA	2021
Ross, Derek (CB), Ohio State	2003
Ross, Kevin (CB), Temple	1994-95
Rossum, Allen (PR/KR/CB), Notre Dame	2002-06
Rowland, Chris (WR), Tennessee State	2020
Rozier, Mike (RB), Nebraska	1990-91
Rubin, Ahtyba (Iowa State), DT	2017
Rubke, Karl (DT), USC	1966-67
Ruether, Mike (C), Texas	1990-93
Rush, Anthony (DL), Ala.-Birmingham	2021

# ALL-TIME ALPHABETICAL ROSTER

Rushing, Marion (LB), So Illinois ..... 1966-68  
 Russ, Carl (LB), Michigan ..... 1975  
 Russell, Twan (LB), Miami ..... 2003  
 Ryan, Matt (QB), Boston College ..... 2008-21  
 Ryckman, Billy (WR), Louisiana Tech ..... 1977-79  
 Ryczek, Paul (C), Virginia ..... 1974-79

## S

Sabatino, Bill (DT), Colorado ..... 1969  
 Sadowski, Troy (TE), Georgia ..... 1990  
 Saffer, Michael (OL), UCLA ..... 2003  
 Salaam, Ephraim (T), San Diego St. .... 1998-01  
 Sambrailo, Ty (T), Colorado St. .... 2017-19  
 Samuel, Asante (CB), UCF ..... 2012-13  
 Sandeman, Bill (T), Pacific ..... 1967-73  
 Sanders, Bob (LB), N Texas St. .... 1967  
 Sanders, Deion (CB), Florida St. .... 1989-93  
 Sanders, Eric (T), Nevada-Reno. .... 1981-86  
 Sanders, James (S), Fresno State ..... 2011  
 Sanders, Lewis (CB), Maryland ..... 2007  
 Sanders, Ricky (WR), SW Texas St. .... 1994-95  
 Santiago, O.J. (TE), Kent State ..... 1997-99  
 Sanu, Mohamed (WR), Rutgers ..... 2016-19  
 Saubert, Eric (TE), Drake ..... 2017-18  
 Sauer, Craig (LB), Minnesota ..... 1996-99  
 Saxton, Brian (TE), Boston College ..... 1997  
 Scales, Charlie (RB), Indiana ..... 1966  
 Schmidt, Roy (G/T), Long Beach St. .... 1969  
 Schaub, Matt (QB), Virginia ..... 2004-06, 16-20  
 Schillinger, Shann (S), Montana ..... 2010-12  
 Schneck, Mike (LS), Wisconsin ..... 2007-09  
 Schofield, O'Brien (LB), Wisconsin ..... 2015  
 Schonert, Turk (QB), Stanford ..... 1986  
 Schraeder, Ryan (T), Valdosta St. .... 2013-18  
 Schreiber, Adam (C/G), Texas ..... 1997-99  
 Schulters, Lance (S), Hofstra ..... 2006  
 Schweitzer, Wes (G), San Jose St. .... 2016-19  
 Scott, Bryan (S), Penn State ..... 2003-05  
 Scott, Dave (T), Kansas ..... 1976-82  
 Scott, Freddie (WR), Penn State ..... 1996  
 Scott, Jonathan (T), Texas ..... 2014  
 Scully, John (C), Notre Dame ..... 1981-90  
 Seay, Virgil (WR), Troy St. .... 1984  
 Senat, Deadrin (DT), South Florida ..... 2018-20  
 Settle, John (RB), Appalachian ..... 1987-90  
 Shabazz, Siddeeq (S), New Mexico State ..... 2003-04  
 Shaffer, Kevin (T), Tulsa ..... 2002-05  
 Shaffer, Justin (OL), Georgia ..... 2022-23  
 Sharp, Dan (TE), Texas Christian ..... 1987  
 Sharpe, Glenn (CB), Miami (Fla.) ..... 2008  
 Sharpe, Tajae (WR), Massachusetts ..... 2021  
 Shay, Jerry (DT), Purdue ..... 1968-69  
 Shears, Larry (CB), Lincoln, Mo. .... 1971  
 Sheffield, Kendall (CB), Ohio State ..... 2019-21  
 Shelby, Derrick (DE), Utah ..... 2016-18

Shelley, Elbert (S), Arkansas State ..... 1987-96  
 Shembo, Prince (LB), Notre Dame ..... 2014  
 Sherlag, Bob (WR), Memphis St. .... 1966  
 Shiner, Dick (QB), Maryland ..... 1971-73  
 Shivers, Wes (T), Mississippi St. .... 2000  
 Shockley, D.J. (QB), Georgia ..... 2006-08  
 Shropshire, Darrell (DT), South Carolina ..... 2005-06  
 Shuler, Mickey (TE), Penn St. .... 2015  
 Sidbury, Lawrence (DE), Richmond ..... 2009-12  
 Sidle, Jimmy (TE/RB), Auburn ..... 1966  
 Sieminski, Chuck (DT), Penn State ..... 1966-67  
 Silvestri, Carl (CB-S), Wisconsin ..... 1966  
 Simeta, Mike (DT), Kansas St. .... 1983  
 Simoneau, Mark (LB), Kansas St. .... 2000-02  
 Simmons, Jerry (WR), Bethune-Cookman ..... 1967-69  
 Simon, Jim (G/T), Miami ..... 1966-68  
 Simms, Matt (QB), Tennessee ..... 2015-17, 19  
 Sims, Joe (T), Nebraska ..... 1991  
 Sloan, Steve (QB), Alabama ..... 1966-67  
 Small, Gerald (CB), San Jose St. .... 1984  
 Small, John (DT), Citadel ..... 1970-72  
 Smigelsky, Dave (P), Virginia Tech ..... 1982  
 Smith, Andre Jr. (LB), North Carolina ..... 2023  
 Smith, Antone (RB), Florida State ..... 2010-14  
 Smith, Brady (DE), Colorado St. .... 2000-05  
 Smith, Chuck (DE), Tennessee ..... 1992-99  
 Smith, Don (DE), Miami ..... 1979-84  
 Smith, Ed (TE), no college ..... 1997-98  
 Smith, Ito (RB), Southern Miss. .... 2018-20  
 Smith, Jacques (LB), Tennessee ..... 2014  
 Smith, Jerome (RB), Syracuse ..... 2014  
 Smith, Jonnu (TE), Florida International ..... 2023  
 Smith, Keith (FB), San Jose State ..... 2019-23  
 Smith, Kobe (DL), South Carolina ..... 2022  
 Smith, Lee (TE), Marshall ..... 2021  
 Smith, Maurice (RB), North Car. A&T ..... 2000-02  
 Smith, Mike (WR), Grambling ..... 1980  
 Smith, Ralph (TE), Mississippi ..... 1969  
 Smith, Rashad (LB), Florida Atlantic ..... 2021  
 Smith, Reggie (WR), NC Central ..... 1980-81  
 Smith, Ron (CB/WR), Wisconsin ..... 1966-67  
 Smith, Royce (G), Georgia ..... 1974-76  
 Smith, Tony (RB), Southern Miss. .... 1992-94  
 Smith, Vinson (LB), E Carolina ..... 1988  
 Snelling, Jason (RB), Virginia ..... 2007-13  
 Snider, Malcolm (G), Stanford ..... 1969-71  
 Snyder, Todd (WR), Ohio U. .... 1970-72  
 Sobocinski, Phil (C), Wisconsin ..... 1968  
 Soliai, Paul (DT) Utah ..... 2014-15  
 Solomon, Jesse (LB), Florida St. .... 1992  
 Southward, Dezmen (S), Wisconsin ..... 2014-15  
 Spencer, Darryl (WR), Miami-Fla ..... 1994-95  
 Spiller, Phil (S), Cal State-LA ..... 1968  
 Spiva, Andy (LB), Tennessee ..... 1977  
 Spivey, Mike (CB), Colorado ..... 1982  
 Spriggs, Jason (OL), Indiana ..... 2021

# ALL-TIME ALPHABETICAL ROSTER

Spruill, Marquis (LB), Syracuse	2014
Stamps, Sylvester (WR), Jackson St.	1984-88
Stanback, Haskel (RB), Tennessee	1974-79
Stanciel, Jeff (RB), Miss Valley	1969
Stanley, Montavious (DT), Louisville	2007
Starr, Tyler (LB), South Dakota	2014-15
Stecker, Aaron (RB), Western Illinois	2009
Steinfort, Fred (PK), Boston College	1977-78
Stepanovich, Alex (C), Ohio State	2008
Stewart, Matt (LB), Vanderbilt	2001-04
Stewart, Steve (LB), Minnesota	1978
Still, Bryan (WR), Virginia Tech	1999
Stinson, Lemuel (CB), Texas Tech	1993
Stocker, Luke (TE), Tennessee	2019-20
Stokes, Barry (T), Eastern Michigan	2005
Stone, Daren (S), Maine	2007
Stone, James (C), Tennessee	2014-15
Strahan, Art (DT), Texas Southern	1968
Street, Kentavious (DL) N. Carolina St	2023
Strong, Ray (RB), Nevada/Las Vegas	1978-82
Stupar, Nate (LB), Penn St.	2014-15
Stutz, Boone (TE/LS) Texas A&M	2006-07
Stryzinski, Dan (P), Indiana	1995-00
Styles, Lorenzo (LB), Ohio State	1995-96
Suchy, Larry (CB), Mississippi College	1968
Sullivan, Jim (DE), Lincoln, MO	1970
Sullivan, Pat (QB), Auburn	1972-75
Sutter, Eddie (LB), Northwestern	1997
Switek, Will (OT), Stanford	2009-12
Swayda, Shawn (DE), Arizona State	1998-01
Szczeczko, Joe (DT), Northwestern	1966-68
Szczerba, Andrew (TE), Boise State	2013

## T

Talbert, Don (T), Texas	1966-68
Talley, Ben (LB), Tennessee	1998
Talley, Darryl (LB), West Virginia	1995
Tamme, Jacob (TE), Kentucky	2015-16
Tarpley, Tre (S), Vanderbilt	2023
Tate, Rodney (RB), Texas	1984
Taylor, Henry (DT), South Carolina	2000
Taylor, Jamar (CB), Boise State	2019
Taylor, Johnnie (LB), Hawaii	1984-86
Taylor, Malcom (DE), Tennessee St.	1989
Taylor, Terry (CB), Southern Illinois	1995
Taylor, Tony (LB), Georgia	2007
Taylor, Vincent (DL), Oklahoma State	2022
Tavecchio, Giorgio (K), California	2018
Teague, Matthew (DE), Prairie View	1981
Ten Napel, Garth (LB), Texas A&M	1978
Terrell, A.J. (CB), Clemson	2020-23
Thaxton, Galand (LB), Wyoming	1989
Therese, Robenson (S), Auburn	2015-16
Thibodeaux, Keith (CB), N.W. Louisiana	1999

Thielemann, RC (G), Arkansas	1977-84
Thierry, John (LB), Alcorn St.	2002
Thomas, Ahmad (LB), Oklahoma	2019
Thomas, Ben (DE), Auburn	1989
Thomas, Chuck (G), Oklahoma	1985
Thomas, George (WR), Nev.-Las Vegas	1989-92
Thomas, Rodney (RB), Texas A&M	2001
Thomas, Sean (DB), TCU	1985
Thompson, Michael (T), Tennessee St.	2000-02
Thompson, Woody (RB), Miami	1975-77
Thornal, Kevin (WR), S. Methodist	1997
Thurman, Nick (DL), Houston	2021
Tialavea, D.J. (TE), Utah State	2015-16
Tilleman, Mike (DT), Montana	1973-76
Tinker, Gerald (WR), Kent State	1974-75
Tippins, Ken (LB), MTSU	1990-95
Tobeck, Robbie (C), Washington St.	1993-99
Togia, Jerry (DL), Kansas St.	2002
Toilou, Levine (TE), Stanford	2013-17
Tolleson, Tommy (WR), Alabama	1966
Tolliver, Billy Joe (QB), Texas Tech	1991-93, '96-97
Toloumu, David (RB), Hawaii	1982
Toone, Tim (WR), Weber State	2012
Torrence, Leigh (CB), Stanford	2005
Trammell, Austin (WR), Rice	2021
Traynham, Wade (K), Frederick	1966-67
Treadwell, Laquon (WR), Ole Miss	2020
Tripp, Jordan (LB), Montana	2017
Trueblood, Jeremy (T), Boston College	2013
Trufant, Desmond (CB), Washington	2013-19
Tuaolo, Esera (DT), Oregon State	1998
Tuggle, Jessie (LB), Valdosta State	1987-00
Tuioti-Mariner, Jacob (DE), UCLA	2018-20
Tupou, Taniela (DT), Washington	2017
Turnbull, Nick (DS), Florida International	2006
Turner, Jimmy (CB), UCLA	1986-87
Turner, Michael (RB), Northern Illinois	2008-12
Tutson, Tom (DB), SC State	1983
Tuttle, Perry (WR), Clemson	1984
Tyner, Scott (P), Oklahoma State	1994
Tyrrell, Tim (RB), No. Illinois	1984-86

## U

Ulmer, Artie (LB), Valdosta State	2001-05
Umenyiora, Osi (DE), Troy State	2013-14
Upshaw, Courtney (DT), Alabama	2016-17

## V

Van Note, Jeff (C), Kentucky	1969-86
Vaughan, Josh (RB), Richmond	2013
Vaughan, Darrick (CB/Ret), Southwest Tex.	2000-01
Vaughn, Khaleed (DE), Clemson	2004
Vaughters, James (OLB), Stanford	2021
Veal, Demetris (DT)	2003



# ALL-TIME ALPHABETICAL ROSTER

Vellano, Joe (DT), Maryland . . . . . 2016-17  
 Verdin, Clarence (KR), SW Louisiana . . . . . 1994  
 Vick, Michael (QB), Virginia Tech . . . . . 2001-06  
 Vinson, Tony (RB), Towson State . . . . . 1995  
 Vinyard, Kenny (K), Texas Tech . . . . . 1970  
 Vrabel, Tyler (OL), Boston College . . . . . 2023

## W

Wages, Harmon (RB), Florida . . . . . 1968-71,73  
 Wagoner, Danny (DB), Kansas . . . . . 1985  
 Walker, Chuck (DT), Duke . . . . . 1972-75  
 Walker, Cleo (LB), Louisville . . . . . 1971  
 Walker, Darnell (CB), Oklahoma . . . . . 1993-96  
 Walker, Mykal (LB), Fresno State . . . . . 2020-22  
 Walker, Vance (DT), Georgia Tech . . . . . 2009-12  
 Wallace, Anthony (RB), California . . . . . 1993  
 Walls, Darrin (CB), Notre Dame . . . . . 2011  
 Ward, Terron (RB), Oregon St. . . . . 2015-17  
 Warwick, Lonnie (LB), Tenn Tech . . . . . 1973-74  
 Washington, Carlos Jr. (RB), Southeastern Louisiana . . . . . 2023  
 Washington, Charles (S), Cameron . . . . . 1992-94  
 Washington, Joe (RB), Oklahoma . . . . . 1985  
 Washington, Joe (RB), Illinois St. . . . . 1973  
 Washington, Ronnie (LB), NE Louisiana St. . . . . 1985  
 Waskiewicz, Jim (C), Wichita St. . . . . 1969  
 Watson, Ryan (DL), Appalachian St. . . . . 2002  
 Weary, Fred (CB), Florida . . . . . 2002  
 Weatherford, Jim (S), Tennessee . . . . . 1969  
 Weatherspoon, Sean (LB), Missouri . . . . . 2010-14, 16-17  
 Weatherley, Jim (C), None . . . . . 1976  
 Webster, Jason (CB), Texas A&M . . . . . 2004-06  
 Weems, Eric (WR), Bethune-Cookman . . . . . 2007-11,14-16  
 Weiner, Todd (T), Kansas St. . . . . 2002-08  
 West, Ed (TE), Auburn . . . . . 1997  
 Wetzell, John (OL), Boston College . . . . . 2019-20  
 Wheeler, Phillip (LB), Georgia Tech . . . . . 2015-16  
 Wheelwright, Ernie (RB), So. Illinois . . . . . 1966-67  
 Whisenhunt, Ken (TE), Georgia Tech . . . . . 1985-88  
 White, Chris (DE), Southern . . . . . 2000  
 White, Dez (WR), Georgia Tech . . . . . 2004-05  
 White, Lyman (LB), LSU . . . . . 1981-82  
 White, Roddy (WR), UAB . . . . . 2005-15  
 White, William (S), Ohio State . . . . . 1997-98  
 Whitfield, Bob (OT), Stanford . . . . . 1992-03  
 Whitlow, Bob (C), Arizona . . . . . 1966

Widell, Dave (G), Boston College . . . . . 1998  
 Wilcox, J.J. (S), Georgia Southern . . . . . 2019  
 Wile, Matt (P), Michigan . . . . . 2016  
 Wiley, Chuck (DE), LSU . . . . . 2000-01  
 Wilkerson, Ben (C), LSU . . . . . 2007-08  
 Wilkinson, Elijah (OL), Massachusetts . . . . . 2022  
 Wilkes, Reggie (LB), Georgia Tech . . . . . 1986-87  
 Wilkins, Gary (TE), Georgia Tech . . . . . 1988-91  
 Wilkins, Marcus (LB), Texas . . . . . 2007  
 Williams, Avery (CB), Boise St. . . . . 2021-23  
 Williams, Brandon (CB), Michigan . . . . . 2003  
 Williams, Brian (CB), North Carolina State . . . . . 2009-10  
 Williams, Clay (T), Indiana . . . . . 1996  
 Williams, Demorrio (LB), Nebraska . . . . . 2004-07  
 Williams, Elijah (CB), Florida . . . . . 1998-01  
 Williams, Gene (G/T), Iowa State . . . . . 1996-99  
 Williams, Jimmy (CB), Virginia Tech . . . . . 2006-07  
 Williams, Joel (LB), Wis/LaCrosse . . . . . 1979-82, 86-89  
 Williams, Keith (RB), SW Missouri . . . . . 1986  
 Williams, Nick (WR), Connecticut . . . . . 2015-17  
 Williams, Richard (RB) Memphis St. . . . . 1983  
 Williams, Sam (DE), Michigan State . . . . . 1966-67  
 Williams, Shawn (S), Georgia . . . . . 2021  
 Williams, Thomas (DE), Wyoming . . . . . 1994  
 Williams, Travis (LB), Auburn . . . . . 2007  
 Williams, Tyrone (CB), Nebraska . . . . . 2003  
 Williamson, Chris (CB), Minnesota . . . . . 2020  
 Willig, Matt (T/G), Southern California . . . . . 1996-97  
 Willis, Mitch (DT), SMU . . . . . 1988  
 Wilson, Brenard (S), Vanderbilt . . . . . 1987  
 Wilson, Jim (C), Georgia . . . . . 1967  
 Wilson, John Parker (QB), Alabama . . . . . 2009-10  
 Wilson, Wade (QB), East Texas St. . . . . 1992  
 Wimberly, Marcus (S), Miami . . . . . 1997  
 Windauer, Bill (DT), Iowa . . . . . 1976  
 Wingo, Ronnie (RB), Arkansas . . . . . 2014  
 Winkler, Randy (G), Tarleton St. . . . . 1968  
 Wire, Coy (LB), Stanford . . . . . 2008-10  
 Woerner, Scott (S), Georgia . . . . . 1981  
 Wolski, Bill (RB), Notre Dame . . . . . 1966  
 Wood, Bo (DE), North Carolina . . . . . 1967  
 Woodberry, Dennis (CB), S. Arkansas . . . . . 1986  
 Woodside, Logan (QB), Toledo . . . . . 2022-23  
 Worrlow, Paul (LB), Delaware . . . . . 2013-16  
 Wreh-Wilson, Bliidi, Connecticut . . . . . 2016-20



## RECENT MAJOR TRADES

**2024**

The Falcons traded QB Desmond Ridder to the Arizona Cardinals in exchange for WR Rondale Moore.

**2023**

Atlanta traded a 2025 sixth-round pick to the Los Angeles Rams in exchange for WR Van Jefferson and a 2025 seventh-round pick.

The Falcons acquired DL Kentavious Street and a 2025 seventh-round pick from the Eagles in exchange for a 2024 sixth-round pick.

The Falcons acquired CB Jeff Okudah from the Detroit Lions in exchange for a 2023 fifth-round pick.

Atlanta acquired TE Jonnu Smith from the New England Patriots in exchange for a 2023 seventh-round pick.

The Falcons traded LB Deion Jones and a 2024 seventh-round pick to the Cleveland Browns in exchange for a 2024 sixth-round selection.

Atlanta traded QB Matt Ryan to the Indianapolis Colts in exchange for a 2023 third-round pick.

**2022**

The Falcons traded DB Dean Marlowe to the Buffalo Bills for a 2023 seventh-round pick.

Atlanta traded WR Calvin Ridley to the Jacksonville Jaguars in exchange for a 2023 fifth-round pick as well as additional conditional draft capital.

**2021**

The Falcons traded WR Julio Jones and a 2023 sixth-round pick to the Tennessee Titans for a 2022 second-round pick and a 2023 conditional fourth-round pick.

The Falcons traded a 2022 seventh-round pick to the Buffalo Bills for TE Lee Smith.

**2020**

Traded the 55th and 157th overall picks to the Baltimore Ravens in exchange for Hayden Hurst and the 134th overall pick in the 2020 NFL Draft.

**2019**

Traded the 45th and 79th overall picks to the Los Angeles Rams to move back into the first round and select Kaleb McGary at 31st. The Falcons also acquired the 203rd overall pick from the Rams. Traded the 117th and 186th overall picks to the Lions to select Kendall Sheffield with the 111th overall

pick. Traded Mohamed Sanu to the New England Patriots in exchange for the 55th overall pick in the 2020 NFL Draft.

**2017**

Traded the 31st, 95th, and 249th overall picks to Seattle to move up five spots to pick DE Takk McKinley at 26th. Traded the 63rd overall pick to the Buffalo Bills in exchange for the 75th, 149th, and 156th picks. With those picks Dimitroff selected Duke Riley, Damontae Kazee, and Brian Hill.

**2016**

Traded the 50th overall pick for the Houston Texans 52nd and 195th overall picks in the 2016 NFL Draft to acquire LB Deion Jones (52nd overall) and G Wes Schweitzer (195th overall).

**2015**

Acquired guard Andy Levitre from the Tennessee Titans in exchange for a sixth round draft pick in 2016, and a future conditional draft pick.

**2014**

Traded LB Akeem Dent to the Houston Texans IN EXCHANGE FOR QB T.J. Yates.

**2013**

Traded its 2013 first round selection (30th overall), third round selection (92nd overall) and sixth round selection (198th overall) IN EXCHANGE FOR the St. Louis Rams 2013 first round pick (22nd overall) and a future seventh round pick. The Falcons selected CB Desmond Trufant from Washington

**2012**

Traded its 2012 seventh round selection (229th overall), IN EXCHANGE FOR Philadelphia Eagles CB Asante Samuel.

**2011**

Traded its 2011 first round selection (27th overall), second round pick (59th overall), fourth round selection (124th overall) and 2012 first and fourth round picks IN EXCHANGE FOR the Cleveland Browns 2011 first round pick (sixth overall). The Falcons selected WR Julio Jones from Alabama.

**2010**

Traded its 2010 second round pick to Kansas City IN EXCHANGE FOR TE Tony Gonzalez.

**2009**

Traded WR Laurent Robinson, fifth round (160th overall) and sixth round (196th overall) picks to St. Louis IN EXCHANGE FOR its fifth round (138th overall) and sixth round (176th overall) picks

## RECENT MAJOR TRADES

**2008**

Traded seventh round pick to Denver IN EXCHANGE FOR CB Dominique Foxworth.

**2007**

Traded QB Matt Schaub to Houston IN EXCHANGE FOR undisclosed draft picks from Texans.

**2006**

Traded first round pick (15th overall) to Denver IN EXCHANGE FOR Broncos' first round pick (29th overall), third round pick (93rd overall) and 2007 seventh round pick. Falcons trade first round pick from Denver to New York Jets for DE John Abraham. Traded fourth round pick to Cleveland IN EXCHANGE FOR S Chris Crocker. Traded unconditional draft choice in 2007 and S Bryan Scott to New Orleans IN EXCHANGE FOR T Wayne Gandy.

**2004**

Traded second round pick (38th overall), third round pick (69th overall) and fourth round pick (125th overall) in 2004 to Indianapolis IN EXCHANGE FOR Indianapolis' first round pick (29th overall) and third round pick (90th overall) in 2004.

**2004**

Traded sixth round pick (174th overall) to Miami IN EXCHANGE FOR Miami's sixth round pick (186th overall) and seventh round pick (219th overall) in 2004.

**2003**

Traded T Michael Thompson to Seattle IN EXCHANGE FOR a conditional draft pick in 2004.

**2003**

Traded first-round pick (23rd overall) in 2003 to Buffalo IN EXCHANGE FOR WR Peerless Price.

**2003**

Traded LB Mark Simoneau to Philadelphia IN EXCHANGE FOR Philadelphia's sixth-round pick (202nd overall, DB Waine Bacon) in 2003.

**2002**

Traded conditional draft pick in 2004 to San Diego IN EXCHANGE FOR WR Trevor Gaylor.

**2002**

Traded first-round pick (17th overall) to Oakland IN EXCHANGE FOR Oakland's first-round (18th overall, RB T.J. Duckett) and fifth-round (158th overall, QB Kurt Kittner) picks.

**2002**

Traded third-round pick in 2003 to Houston IN EXCHANGE FOR Houston's fourth-round pick (116th overall, OL Martin Bibla) in 2002.

**2001**

Traded first- (fifth overall) and third-round picks in 2001, second-round pick in 2002 and WR Tim Dwight to San Diego IN EXCHANGE FOR San Diego's first round pick in 2001 (No. 1 overall, QB Michael Vick).

**2001**

Traded seventh-round pick in 2001 to Tampa Bay IN EXCHANGE FOR QB Eric Zeier.

**2000**

Traded TE O.J. Santiago to Dallas IN EXCHANGE FOR Dallas' fourth-round pick in 2001 (102nd overall, LB Matt Stewart).

**1999**

Traded first-round pick in 2000 to Baltimore IN EXCHANGE FOR Baltimore's second-round pick in 1999 (42nd overall, TE Reggie Kelly).

**1997**

Traded first- (third overall) and third-round (63rd overall) picks in 1997 to Seattle IN EXCHANGE FOR Seattle's first- (11th overall, CB Michael Booker), second (41st overall, RB Byron Hanspard), third- (70th overall, TE O.J. Santiago) and fourth-round (100th overall, LB Henri Crockett) picks.

**1997**

Traded fifth-round pick (140th overall) in 1997, which was obtained from Oakland for Lincoln Kennedy, to Washington IN EXCHANGE FOR Washington's sixth- (180th overall, C Calvin Collins) and seventh-round (222nd overall, S Chris Bayne) picks.

**1997**

Traded fourth- (98th overall) and sixth-round (165th overall) picks to Houston IN EXCHANGE FOR QB Chris Chandler.

**1996**

Traded S Roger Harper to Dallas IN EXCHANGE FOR Dallas' fourth- (127th overall, CB Juran Bolden) and fifth-round (164th overall, DE Gary Bandy) picks.

**1996**

Traded fifth-round pick in 1996 to Baltimore IN EXCHANGE FOR G Gene Williams.

## RECENT MAJOR TRADES

**1995**

Traded first-round pick (10th overall) to Cleveland IN EXCHANGE FOR WR Eric Metcalf and Cleveland first-round pick (26th overall, S Devin Bush).

**1994**

Traded first and third-round picks in 1994, and first-round pick in 1995 to Indianapolis IN EXCHANGE FOR QB Jeff George.

**1994**

Traded second-round pick in 1994 and first-round pick in 1995 to Minnesota IN EXCHANGE FOR DE Chris Doleman and second-round pick (WR Bert Emmanuel).

**1993**

Traded WR Mike Pritchard and seventh-round pick to Denver IN EXCHANGE FOR Denver's first-round pick in 1995 (traded for Chris Doleman) and its third-round pick in 1994 (Alai Kalanualu).

**1993**

Traded WR James Milling to Green Bay IN EXCHANGE FOR DE Lester Archambeau.

**1992**

Traded DT Tony Casillas to Dallas IN EXCHANGE FOR Dallas' second- (DE Chuck Smith) and eighth-round (TE Reggie Dwight) picks.

**1992**

Traded QB Brett Favre to Green Bay IN EXCHANGE FOR Green Bay's first-round pick in 1992 (17th overall, RB Tony Smith).

**1991**

Traded third-round pick to Miami IN EXCHANGE FOR CB Tim McKyer.

**1990**

Traded first- and fourth-round picks to Indianapolis IN EXCHANGE FOR WR Andre Rison, T Chris Hinton, and Indianapolis' first- (WR Mike Pritchard) and fifth-round (T Reggie Redding) picks in 1991.

**1989**

Traded second-, fourth- and 10th-round picks to Cincinnati IN EXCHANGE FOR Cincinnati's first-round pick (27th overall, WR Shawn Collins).

**1989**

Traded RB Gerald Riggs to Washington IN EXCHANGE FOR Washington's first-round pick (20th overall, RB Steve Broussard) in 1990 and its second-round pick (T Ralph Norwood) in 1989.

**1985**

Traded second-round pick (33rd overall) in 1985 and second-round pick (30th overall) in 1986 to Washington IN EXCHANGE FOR Washington's first-round pick (17th overall, T Bill Fralic) in 1986 and its second-round pick (45th overall) in 1985.

**1985**

Traded first- and third-round picks in 1985 to Minnesota IN EXCHANGE FOR Minnesota's first-round pick (second overall, T Bill Fralic) in 1985.

**1975**

Traded T George Kunz and first-round pick (third overall) in 1975 to Baltimore IN EXCHANGE FOR Baltimore's first- (Steve Bartkowski) and sixth-round (Fulton Kuykendall) picks in 1975.

**1974**

Traded first-round pick (17th overall) and QB Bob Berry to Minnesota IN EXCHANGE FOR QB Bob Lee and LB Lonnie Warwick.

**1973**

Traded first-round pick to Houston IN EXCHANGE FOR DT Mike Tilleman.

**1972**

Traded LB Malcolm Snider to Green Bay IN EXCHANGE FOR RB Dave Hampton.

**1967**

Traded first-round pick (third overall) to San Francisco IN EXCHANGE FOR WR Bernie Casey, T Jim Wilson and DE Jim Norton.

# ALL-PRO PLAYERS

## 1967

Tommy Nobis, LB (AP, 1st team)

## 1971

Claude Humphrey, DE (NEA, 1st team)

## 1972

Claude Humphrey, DE (AP, Pro Football Weekly, Football News, NEA, Football Digest, PFWA, 1st teams)

## 1973

Claude Humphrey, DE (AP, Pro Football Weekly, PFWA, Football News, Computer Kickoff, 1st teams) Nick Mick-Mayer, K (Pro Football 1972 Weekly, 1st team) Mike Tilleman, DT (National Star News Service, 1st team)

## 1974

Claude Humphrey, DE (NEA, 1st team) Rolland Lawrence, DB (AP, PFWA, 1st teams)

## 1980

Mike Kenn, OT (AP, PFWA, NEA, 1st teams)

## 1981

Alfred Jenkins, WR (AP, PFWA, 1st teams)

## 1982

R.C. Thieleman, OG (AP, CPFNW, 1st team) Mike Kenn, OT (CPFNW, 1st team; AP, NEA, 2nd team) William Andrews, RB (AP, 2nd team) Jeff Van Note, C (AP, 2nd team), Joel Williams, LB (AP, 2nd team)

## 1983

William Andrews, RB (NEA, TSN, Football Digest 1st teams; CPFNW, 2nd team) Billy Johnson, PR (Pro Football Weekly, TSN, CPFNW, PFWA, Football Digest 1st teams; AP 2nd team) Mike Kenn, T (Pro Football Weekly, 1st team; AP, CPFNW, 2nd teams)

## 1986

Bill Fralic, G (AP, NEA, Pro Football Weekly, Sporting News, 1st team)

## 1987

Bill Fralic, G (AP, NEA, PFWA, Sporting News, 1st team) Sylvester Stamps, KR (Sporting News)

## 1988

Bill Fralic, G (Coll. & Pro FB Newsweekly, 1st team; AP, 2nd team) Scott Case, CB (AP, 2nd team) John Settle, RB (Sports Illustrated)

## 1989

Tony Casillas, DT (AP, 2nd team) Bill Fralic, G (AP, 2nd team)

## 1990

Andre Rison, WR (AP, 1st team)

## 1991

Mike Kenn, T (AP, 1st team) Andre Rison, WR (AP, 2nd team) Deion Sanders, CB (AP, 2nd team) Jessie Tuggle, LB (SI)

## 1992

Deion Sanders, CB (AP, 1st team, returner, AP, 2nd team, CB) Andre Rison, WR (AP, 2nd team)

## 1993

Deion Sanders, CB (AP, 1st team, CB) Chris Hinton, T (AP 1st team) Andre Rison, WR (AP, 2nd team) Norm Johnson, K (AP, 2nd team)

## 1994

Terance Mathis, WR (AP, 2nd team)

## 1995

Morten Andersen, K (AP, 1st team)

## 1998

Jamal Anderson, RB (AP, 1st team; Pro Football Weekly, 1st team), Jessie Tuggle, LB (AP, 2nd team), Ray Buchanan, CB (AP, 2nd team)

## 2000

Darrick Vaughn, CB/KR (AP, 2nd team; College & Pro Football Weekly, 2nd team)

## 2002

Keith Brooking, LB (College & Pro Football Weekly, 1st team; Football Digest, 1st team; AP, 2nd team)

## 2004

Keith Brooking, LB (College & Pro Football Weekly, 2nd team; Football Digest, 1st team; AP, 2nd team) Alge Crumpler, TE (Football Digest, 2nd team), Patrick Kerney (College & Pro Football Weekly, Football Digest, Associated Press, 2nd team)

## 2005

Rod Coleman, DT (Pro Football Weekly, 1st team; PFWA, 1st team; AP, 2nd team)

## 2008

Michael Turner, RB (AP, 1st team; PFWA, 1st team; Sporting News, 1st team) John Abraham, DE (PFWA, 1st team; AP, 2nd team)

# ALL-PRO PLAYERS

## 2009

Michael Turner, RB (AP, 1st team; PFWA, 1st team; Sporting News, 1st team) John Abraham, DE (PFWA, 1st team; AP, 2nd team)

## 2010

John Abraham, DE (AP, 1st team; Sporting News, 1st team), Roddy White, WR (AP 1st team; Sporting News, 1st team; PFW/PFWA All-NFL team, NFL Alumni wide receiver of the year), Michael Turner, RB (AP, 2nd team), Ovie Mughelli, FB (AP, 2nd team), Eric Weems, ST (PFW/PFWA All-NFL team)

## 2012

Tony Gonzalez, TE (AP, 1st team)

## 2015

Julio Jones, WR (AP, 1st team; Sporting News, All-Pro; PFF 1st team; Yahoo! Shutdown Corner's NFL All-Pro) Devonta Freeman, RB (AP, 2nd team), Patrick Dimarco, FB (AP, 2nd team; PFF 1st team), Ryan Schraeder, RT (PFF 1st team)

## 2016

Matt Ryan, QB (AP, 1st team, AP MVP), Vic Beasley Jr., LB (AP, 1st team), Julio Jones, WR (AP, 1st team)

## 2017

Alex Mack, C (AP, 2nd team, Sporting News - 1st team)

## 2018

Julio Jones, WR (AP, 2nd team, PFWA - 1st team)

## 2019

Julio Jones, WR (AP, 2nd team, PFWA - 1st team) Grady Jarrett, DT (AP, 2nd team)

## 2020

Calvin Ridley, WR (AP, 2nd team) Younghoe Koo, DT (Sporting News, 1st team)

## 2021

A.J. Terrell, CB (AP, 2nd team; PFF, 1st team) Josh Harris, LS (AP, 2nd team) Cordarrelle Patterson, FLEX (PFF, 2nd team)

## 2022

Chris Lindstrom, G (AP, 2nd team; PFF, 1st team)

## 2023

Jessie Bates, G (AP, 2nd team; PFF, 1st team; PFWA, 1st team; NFLPA, 1st team) Chris Lindstrom, G (AP, 2nd team; PFF, 1st team)

# PRO BOWL SELECTIONS

## 1966

Tommy Nobis, LB..... (1)

## 1967

Tommy Nobis, LB..... (2)

## 1968

Tommy Nobis, LB..... (3)

## 1969

Jim Butler, RB..... (1)

Bob Berry, QB..... (1)

Greg Brezina, LB..... (1)

Bob Etter, K..... (1)

George Kunz, OT..... (1)

Jim Mitchell, TE..... (1)

Ken Reaves, DB..... (1)

## 1970

Claude Humphrey, DE..... (1)

Tommy Nobis, LB..... (4)

## 1971

Claude Humphrey, DE..... (2)

George Kunz, OT..... (2)

## 1972

George Kunz, OT..... (3)

Tommy Nobis, LB..... (5)

Jim Mitchell, TE..... (2)

Claude Humphrey, DE..... (3)

## 1973

John Zook, DE..... (1)

Nick Mick-Mayer, K..... (1)

George Kunz, OT..... (4)

Claude Humphrey, DE..... (4)

## 1974

Jeff Van Note, C..... (1)

Claude Humphrey, DE..... (5)

George Kunz..... (5)

## 1975

Jeff Van Note, C..... (2)

John James, P..... (1)

## 1976

John James, P..... (2)

## 1977

John James, P..... (3)

Claude Humphrey, DE..... (6)

Rolland Lawrence, DB..... (1)

## 1978

No Selections

## 1979

Jeff Van Note, C..... (3)

## 1980

Mike Kenn, OT..... (1)

Steve Bartkowski, QB..... (1)

Jeff Van Note, C..... (4)

Alfred Jenkins, WR..... (1)

William Andrews, RB..... (1)

Junior Miller, TE..... (1)

## 1981

Mike Kenn, OT..... (2)

Steve Bartkowski, QB..... (2)

Jeff Van Note, C..... (5)

Alfred Jenkins, WR..... (2)

William Andrews, RB..... (2)

Junior Miller, TE..... (2)

R.C. Thielemann, OG..... (1)

## 1982

Mike Kenn, OT..... (3)

R.C. Thielemann, OG..... (2)

Jeff Van Note, C..... (6)

William Andrews, RB..... (3)

## 1983

William Andrews, RB..... (4)

Billy Johnson, PR..... (1)

Mike Kenn, T..... (4)

R.C. Thielemann, OG..... (3)

## 1984

Mike Kenn, T..... (5)

## 1985

Gerald Riggs, RB..... (1)

## 1986

Bill Fralic, G..... (1)

Gerald Riggs, RB..... (2)

## 1987

Bill Fralic, G..... (2)

Gerald Riggs, RB..... (3)

## 1988

Bill Fralic, G..... (3)

Scott Case, CB..... (1)

John Settle, RB..... (1)

## 1989

Bill Fralic, G..... (4)

(All NFL Team of 80's)

Bill Fralic (2nd team)

## 1990

Andre Rison, WR..... (1)

## 1991

Andre Rison, WR..... (2)

Deion Sanders, CB..... (1)

Chris Miller, QB..... (1)

Chris Hinton, RT..... (7)

## 1992

Andre Rison, WR..... (3)

Deion Sanders, CB..... (2)

Jessie Tuggle, LB..... (1)

Elbert Shelley, ST..... (1)

## 1993

Andre Rison, WR..... (4)

Deion Sanders, CB..... (3)

Elbert Shelley, ST..... (2)

Norm Johnson, K..... (2)

Bobby Hebert, QB..... (1)

## 1994

Jessie Tuggle, LB..... (2)

Elbert Shelley, ST..... (3)

Terance Mathis, WR..... (1)

## 1995

Jessie Tuggle, LB..... (3)

Elbert Shelley, ST..... (4)

Morten Andersen, K..... (7)

Chris Doleman, DE..... (7)

Craig Heyward, RB..... (1)

## 1996

No Selections

# PRO BOWL SELECTIONS

## 1997

LB Jessie Tuggle .....(4)  
QB Chris Chandler .....(1)

## 1998

LB Jessie Tuggle .....(5)  
S Eugene Robinson .....(3)  
CB Ray Buchanan .....(1)  
RB Jamal Anderson .....(1)  
QB Chris Chandler .....(2)  
OT Bob Whitfield .....(1)

## 1999

No Selections

## 2000

No Selections

## 2001

LB Keith Brooking .....(1)

## 2002

LB Keith Brooking .....(2)  
QB Michael Vick .....(1)

## 2003

LB Keith Brooking .....(3)  
TE Alge Crumpler .....(1)

## 2004

LB Keith Brooking .....(4)  
TE Alge Crumpler .....(2)  
DE Patrick Kerney .....(1)  
KR/PR Allen Rossum .....(1)  
QB Michael Vick .....(2)

## 2005

LB Keith Brooking .....(5)  
DT Rod Coleman .....(1)  
TE Alge Crumpler .....(3)  
RB Warrick Dunn .....(3)  
CB DeAngelo Hall .....(1)  
QB Michael Vick .....(3)

## 2006

TE Alge Crumpler .....(4)  
CB DeAngelo Hall .....(2)

## 2008

RB Michael Turner .....(1)  
WR Roddy White .....(1)

## 2009

WR Roddy White .....(2)

## 2010

DE John Abraham .....(4)  
T Tyson Clabo .....(1)  
TE Tony Gonzalez .....(11)  
CB Brent Grimes .....(1)  
FB Ovie Mughelli .....(1)  
QB Matt Ryan .....(1)  
RB Michael Turner .....(2)  
ST Eric Weems .....(1)  
WR Roddy White .....(3)

## 2011

TE Tony Gonzalez .....(12)  
WR Roddy White .....(4)

## 2012

S Thomas DeCoud .....(1)  
TE Tony Gonzalez .....(13)  
WR Julio Jones .....(1)  
S William Moore .....(1)  
QB Matt Ryan .....(2)

## 2013

TE Tony Gonzalez .....(14)

## 2014

QB Matt Ryan .....(3)  
WR Julio Jones .....(2)  
KR/PR Devin Hester .....(4)

## 2015

WR Julio Jones .....(3)

RB Devonta Freeman .....(1)  
CB Desmond Trufant .....(1)  
FB Patrick DiMarco .....(1)

## 2016

WR Julio Jones .....(4)  
QB Matt Ryan .....(4)  
RB Devonta Freeman .....(2)  
LB Vic Beasley Jr. ....(1)  
K Matt Bryant .....(1)  
C Alex Mack .....(4)

## 2017

WR Julio Jones .....(5)  
C Alex Mack .....(5)  
LB Deion Jones .....(1)  
S Keanu Neal .....(1)

## 2018

WR Julio Jones .....(6)  
C Alex Mack .....(6)  
TE Austin Hooper .....(1)  
T Jake Matthews .....(1)

## 2019

WR Julio Jones .....(7)  
TE Austin Hooper .....(2)  
DT Grady Jarrett .....(1)

## 2020

DT Grady Jarrett .....(2)  
K Youngbuck Koo .....(1)

## 2021

TE Kyle Pitts .....(1)  
LS Josh Harris .....(1)

## 2022

G Chris Lindstrom .....(1)

## 2023

S Jessie Bates .....(1)  
G Chris Lindstrom .....(2)

# NFC PLAYERS OF THE WEEK

	OFFENSIVE	DEFENSIVE	SPECIAL TEAMS
1984	RB GERALD RIGGS (WEEK 1) WR ALFRED JACKSON (WEEK 14)		
1985	GERALD RIGGS (WEEK 11)		
1986	QB DAVID ARCHER (WEEK 3) RB GERALD RIGGS (WEEK 6)		
1988	RB GERALD RIGGS (WEEK 3)	LB AUNDRAY BRUCE (WEEK 12)	
1990	QB CHRIS MILLER (WEEK 5)	S SCOTT CASE (WEEK 16)	
1991	QB CHRIS MILLER (WEEK 9)	CB DEION SANDERS (WEEK 4) CB DEION SANDERS (WEEK 12) S BRIAN JORDAN (WEEK 15)	
1992	S SCOTT CASE (WEEK 11)		
1993	QB BOBBY HEBERT (WEEK 12)	CB DEION SANDERS (WEEK 15)	LB DARION CONNER (WEEK 7)
1994	WR ANDRE RISON (WEEK 2)	S KEVIN ROSS (WEEK 10)	
1995	QB JEFF GEORGE (WEEK 10) QB BOBBY HEBERT (WEEK 17)	DE CHRIS DOLEMAN (WEEK 1) DE CHRIS DOLEMAN (WEEK 5)	K MORTEN ANDERSEN (WEEK 3) K MORTEN ANDERSEN (WEEK 15) K MORTEN ANDERSEN (WEEK 17)
1996	RB JAMAL ANDERSON (WEEK 10)		
1997		DE CHUCK SMITH (WEEK 7) DT TRAVIS HALL (WEEK 14)	KR BYRON HANSFORD (WEEK 15)
1998	QB CHRIS CHANDLER (WEEK 6) RB JAMAL ANDERSON (WEEK 9)	DE CHUCK SMITH (WEEK 10) CB RAY BUCHANAN (WEEK 11)	KR TIM DWIGHT (WEEK 5)
2000			PR TIM DWIGHT (WEEK 17)
2001	RB JAMAL ANDERSON (WEEK 2)	LB KEITH BROOKING (WEEK 6)	K MORTEN ANDERSEN (WEEK 1)
	QB CHRIS CHANDLER (WEEK 15)		
2002	QB MICHAEL VICK (WEEK 13)	DE PATRICK KERNEY (WEEK 9) LB KEITH BROOKING (WEEK 11) DE BRADY SMITH (WEEK 12)	K JAY FEELY (WEEK 7)
2003	RB WARRICK DUNN (WEEK 10)		
2004	QB MICHAEL VICK (WEEK 2) QB MICHAEL VICK (WEEK 8) TE ALGE CRUMPLER (WEEK 12)		KR ALLEN ROSSUM (NFC DIVISIONAL PLAYOFFS)
2005		DT ROD COLEMAN (WEEK 3)	



# NFC PLAYERS OF THE WEEK

	OFFENSIVE	DEFENSIVE	SPECIAL TEAMS
2006	TE ALGE CRUMPLER (WEEK 7) QB MICHAEL VICK (WEEK 8)	DE JOHN ABRAHAM (WEEK 1) S LAWYER MILLOY (WEEK 13)	K MORTEN ANDERSEN (WEEK 4)
2007	QB CHRIS REDMAN (WEEK 17)		K MORTEN ANDERSEN (WEEK 10)
2008	RB MICHAEL TURNER (WEEK 1) RB MICHAEL TURNER (WEEK 3) QB MATT RYAN (WEEK 9) RB MICHAEL TURNER (WEEK 17)		WR HARRY DOUGLAS (WEEK 12)
2009		S THOMAS DECOUD (WEEK 6)	
2010	RB JASON SNELLING (WEEK 2) WR RODDY WHITE (WEEK 7)	CB BRENT GRIMES (WEEK 15)	K MATT BRYANT (WEEK 4) K MATT BRYANT (WEEK 12) WR ERIC WEEMS (WEEK 13)
2011	QB MATT RYAN (WEEK 14) WR RODDY WHITE (WEEK 7)	DE JOHN ABRAHAM (WEEK 15) LB CURTIS LOFTON (WEEK 17)	
2012	QB MATT RYAN (WEEK 16)	S WILLIAM MOORE (WEEK 13)	
2013	QB MATT RYAN (WEEK 7)		
2014	QB MATT RYAN (WEEK 1) QB MATT RYAN (WEEK 3)		K MATT BRYANT (WEEK 1) WR DEVIN HESTER (WEEK 3) P MATT BOSHER (WEEK 16)
2015	WR JULIO JONES (WEEK 1) WR JULIO JONES (WEEK 16)		
2016	WR JULIO JONES (WEEK 4) QB MATT RYAN (WEEK 9) RB DEVONTA FREEMAN (WEEK 15) QB MATT RYAN (WEEK 17)	OLB VIC BEASLEY JR. (WEEK 14)	K MATT BRYANT (WEEK 16)
2017	WR JULIO JONES (WEEK 12)	CB DESMOND TRUFANT (WEEK 2) DE ADRIAN CLAYBORN (WEEK 10) LB DEION JONES (WEEK 14)	K MATT BRYANT (WEEK 17)
2018		DT GRADY JARRETT. (WEEK 15)	K GIORGIO TAVECCHIO (WEEK 7)
2019		LB DEION JONES (WEEK 17)	K YOUNGHOE KOO (WEEK 10) RB KENJON BARNER (WEEK 11) K YOUNGHOE KOO (WEEK 14)
2020	QB MATT RYAN (WEEK 6)	FOYE OLUOKUN (WEEK 9) JACOB TUIOTI-MARINER (WEEK 12)	
2021	QB MATT RYAN (WEEK 9)	ILB DEION JONES (WEEK 7) ILB FOYE OLUOKUN (WEEK 16)	P THOMAS MORSTEAD (WEEK 12)
2022	RB CORDARRELLE PATTERSON (WEEK 3) QB MARCUS MARIOTA (WEEK 6)		RB CORDARRELLE PATTERSON (WEEK 11)
2023		S JESSIE BATES (WEEK 1) S JESSIE BATES (WEEK 14)	K YOUNGHOE KOO (WEEK 7) K YOUNGHOE KOO (WEEK 16)

# NFC PLAYERS OF THE MONTH

	OFFENSIVE	DEFENSIVE	SPECIAL TEAMS
1986	QB DAVID ARCHER (SEPT.)		
1988		CB SCOTT CASE (NOV.)	
1990	WR ANDRE RISON (OCT.)		
1991		LB JESSIE TUGGLE (DEC.)	
1993		CB DEION SANDERS (NOV.)	
1995			K MORTEN ANDERSEN (SEPT.) K MORTEN ANDERSEN (DEC.)
1997			KR BYRON HANSPARD (DEC.)
1998	RB JAMAL ANDERSON (NOV.) QB CHRIS CHANDLER (DEC.)		
2002			JAY FEELY (OCT.)
2004		DE PATRICK KERNEY (SEPT.)	
2005		DT ROD COLEMAN (OCT.)	
2008	QB MATT RYAN (OCT.)		
2010	WR RODDY WHITE (OCT.) QB MATT RYAN (NOV.)		KR ERIC WEEMS (DEC.)
2011	WR JULIO JONES (R) DEC/JAN)		
2012	QB MATT RYAN (SEPT.)		
2015	WR JULIO JONES (SEPT.) RB DEVONTA FREEMAN (OCT.)		
2016	QB MATT RYAN (SEPT.)	LB DEION JONES (SEPT.) OLB VIC BEASLEY JR. (DEC./JAN.)	K MATT BRYANT (OCT.)
2020			K YOUNGHOE KOO (NOV.)
2021			P THOMAS MORSTEAD (DEC.)
2022			K YOUNGHOE KOO (DEC.)

# ALL-TIME JERSEY NUMBERS

## 0

Lorenzo Carter .....2023

## 1

Fred Steinfort .....1977-78  
 Ralph Giacommaro .....1983-85  
 Jeff George .....1994-95  
 Jason Elam .....2008-09  
 Elliott Fry .....2020  
 Dom Maggio .....2021  
 Marcus Mariota .....2022  
 Jeff Okudah .....2023

## 2

Clarence Verdin .....1994  
 Todd Peterson .....2005  
 Matt Ryan .....2008-21

## 3

Bob Etter .....1968-69  
 David Smigelesky .....1982  
 Rick Donnelly .....1985-88  
 Bobby Hebert .....1993-96  
 Scott Bentley .....1997  
 D.J. Shockley .....2006-08  
 Matt Bryant .....2009-19  
 Mykal Walker .....2021-22  
 Jessie Bates III .....2023

## 4

Tim Mazzetti .....1978-80  
 Brett Favre .....1991  
 Scott Tyner .....1994  
 Dan Stryzinski .....1995-00  
 Jay Feely .....2001-04  
 Byron Leftwich .....2007  
 John Parker Wilson .....2009-11  
 Dominique Davis .....2012-13  
 Giorgio Tavecchio .....2018  
 Sterling Hofrichter .....2020  
 Tajae Sharpe .....2021  
 Desmond Ridder .....2022  
 Taylor Heinicke

## 5

Harmon Wages .....1968-71, 1973  
 Greg Davis .....1987-90  
 Harold Alexander .....1993-94  
 Morten Andersen .....1995-00, 06-07  
 Matt Bosher .....2011-19  
 A.J. McCarron .....2021  
 Drake London .....2022-23

## 6

John James .....1972-81  
 Ali Haji-Sheikh .....1986  
 Steve Hauschka .....2009  
 Shayne Graham .....2015  
 Matt Wile .....2016  
 Kurt Benkert .....2018-20  
 Dante Fowler Jr. ....2021  
 Younghoe Koo .....2023

## 7

Wade Trayman .....1966-67  
 Pat Sullivan .....1972-75  
 Hugh Millen .....1988-90  
 Perry Klein .....1994-95  
 Browning Nagle .....1996  
 Tony Graziani .....1999-2000  
 Michael Vick .....2001-06  
 Younghoe Koo .....2019-22  
 Bijan Robinson .....2023

## 8

Tommy McDonald .....1967  
 Kenny Vinyard .....1970  
 Bob Holly .....1984-85  
 Steve Dils .....1986  
 Matt Schaub .....2004-06  
 Chris Redman .....2007-11  
 Matt Schaub .....2016-20  
 Kyle Pitts .....2021-23

## 9

Larry Fortner .....1980  
 Norm Johnson .....1991-94  
 Michael Koenen .....2005-10  
 Matt Simms .....2016-17, 19  
 Ryan Allen .....2019  
 Cameron Nizialek .....2020  
 Lorenzo Carter .....2022  
 Desmond Ridder .....2023

## 10

Dennis Claridge .....1966  
 Leo Hart .....1971  
 Steve Bartkowski .....1975-85  
 Scott Campbell .....1986-90

## 11

Randy Johnson .....1966-70  
 Dick Shiner .....1971-73  
 Kim McQuilken .....1974-77  
 Kerwin Bell .....1988  
 Billy Joe Tolliver .....1996-97  
 Doug Johnson .....2000-03  
 Troy Bergeron .....2009  
 Julio Jones .....2011-20

Logan Woodside .....2023

## 12

Nick Mike-Mayer .....1973-77  
 George Roberts .....1982  
 Chris Miller .....1987-92  
 Chris Chandler .....1997-01  
 Michael Jenkins .....2004-10  
 Kevin Cone .....2011  
 Luke McCown .....2012  
 Sean Renfree .....2013-15  
 Mohamed Sanu .....2016-19  
 Juwan Green .....2020  
 KhaDarel Hodge .....2022-23

## 13

Billy Joe Tolliver .....1991-93  
 Browning Nagle .....1995  
 Tony Graziani .....1997-98  
 Danny Kanell .....1999-2000  
 Chris Mohr .....2001-04  
 Joey Harrington .....2007  
 Darius Johnson .....2013  
 T.J. Yates .....2014  
 Christian Blake .....2019-21  
 Bradley Pinion .....2022-23

## 14

Steve Sloan .....1966-67  
 Terry Nofsinger .....1967  
 June Jones .....1977-79  
 Jeff Komlo .....1982  
 Turk Schonert .....1986  
 Erik Kramer .....1987  
 Bob Gagliano .....1993  
 Wally Richardson .....1999  
 Ty Detmer .....2004-05  
 Eric Weems .....2007-11, 14-16  
 Justin Hardy .....2017-19  
 Chris Rowland .....2020  
 Russell Gage .....2021  
 Damiere Byrd .....2022

## 15

Gail Cogdill .....1969-70  
 Mike Moroski .....1979-84  
 Jim Miller .....1997  
 Eugene Baker .....1999  
 Kurt Kittner .....2002-03  
 Kevin Cone .....2012-13  
 Nick Williams .....2015-17  
 Devin Gray .....2018  
 Brandon Powell .....2019-20  
 Feleipe Franks .....2022  
 Van Jefferson .....2023

# ALL-TIME JERSEY NUMBERS

## 16

Scott Hunter .....1976-78  
 Reggie Smith ..... 1980-81  
 David Archer .....1984-87  
 Justin Hardy ..... 2015-16  
 Christian Blake.....2018  
 Kyle Lauletta.....2020  
 Greg Dortch .....2020  
 Josh Rosen .....2021  
 Scotty Miller .....2023

## 17

Bob Berry .....1968-72  
 Scott Fulhage .....1989-92  
 Steve DeBerg ..... 1998  
 Kevin Youngblood..... 2006  
 Tim Toone ..... 2012  
 Devin Hester.....2014-15  
 Marvin Hall ..... 2017-18  
 Olamide Zaccheaus .....2019-22  
 Arnold Ebiketie.....2023

## 18

Bruce Lemmerman..... 1968-69  
 Mike Luckhurst ..... 1981-87  
 Wade Wilson ..... 1992  
 Jamin Elliott.....2006-07  
 Freddie Martino .....2014  
 Taylor Gabriel ..... 2016-17  
 Calvin Ridley.....2018-20  
 Mack Hollins.....2023

## 19

Mike Brunson ..... 1970  
 Bob Lee .....1973-74  
 Corey Dixon ..... 1994  
 Shawn Mills ..... 2001  
 Laurent Robinson .....2007-08  
 Drew Davis ..... 2012-14  
 Aldrick Robinson ..... 2016  
 Devin Gray .....2020  
 Thomas Morstead ..... 2021  
 John Reid .....2022

## 20

Bob Riddle .....1966-67  
 Tom McCauley ..... 1969-71  
 Vince Kendrick ..... 1974-75  
 Earl Jones ..... 1980-83  
 Wendell Cason .....1986-87  
 Evan Cooper .....1988  
 Brad Edwards ..... 1994  
 Michael Booker .....1997-99  
 Rodney Thomas ..... 2001  
 Allen Rossum .....2002-06

Brent Grimes .....2008-12  
 Dwight Lowery.....2014  
 Philip Adams .....2015  
 Sharrod Neasman.....2016-17  
 Isaiah Oliver .....2018  
 Kendall Sheffield ..... 2019-21  
 Jovante Moffatt .....2022  
 Dee Alford .....2023

## 21

Tom Moore ..... 1967  
 Lynn Cain .....1979-84  
 Jimmy Turner .....1986-87  
 Deion Sanders ..... 1989-93  
 Eric Metcalf ..... 1995-96  
 Elijah Williams ..... 1998-00  
 Darrien Gordon ..... 2001  
 Juran Bolden .....2002-03  
 DeAngelo Hall ..... 2004-07  
 Christopher Owens.....2009-12  
 Desmond Trufant..... 2013-19  
 Todd Gurley II .....2020  
 Duron Harmon .....2021  
 Rashaun Fenton .....2022  
 Mike Hughes .....2023

## 22

Lee Calland..... 1966-68  
 John Mallory .....1969  
 Rolland Lawrence .....1973-80  
 Richard Williams .....1983  
 Sean Thomas .....1985  
 Dennis Woodberry .....1986  
 Brenard Wilson ..... 1987  
 Charles Dimry ..... 1988-90  
 Tim McKyer .....1991-92, '96  
 Alton Montgomery .....1993-95  
 Lenny McGill ..... 1997  
 Gerald McBurrows .....1999-03  
 Leigh Torrence .....2005  
 Chevis Jackson..... 2008-09  
 Jacquizz Rodgers..... 2011  
 Asante Samuel.....2012-13  
 Zeke Motta .....2014  
 Dezmen Southward .....2015  
 Keanu Neal.....2016-20  
 Fabian Moreau.....2021  
 Cornell Armstrong.....2022

## 23

Jeff Stanciel..... 1969  
 Joe Profit ..... 1971-73  
 Bobby Butler .....1981-92  
 Ronnie Bradford ..... 1997-01  
 Kevin Mathis .....2004, 2006  
 Chris Houston .....2007-09

Dunta Robinson..... 2010-12  
 Robert Alford ..... 2013-18  
 Brian Hill .....2019-20  
 Erik Harris .....2021-22

## 24

Jimmy Sidle .....1966  
 Nate Wright ..... 1969  
 Haskel Stanback ..... 1974-79  
 David Toloumu ..... 1982  
 Joe Washington .....1985  
 Larry Emery ..... 1987  
 Mike Pringle ..... 1990  
 Brian Mitchell .....1992-93  
 Terry Taylor ..... 1995  
 Patrick Bates ..... 1996  
 Byron Hanspard .....1997-99  
 Terry Cousin .....2000  
 Conrad Hamilton ..... 2001  
 Fred Weary .....2002  
 Bryan Scott .....2003-05  
 Jimmy Williams.....2006-07  
 Domonique Foxworth .....2008  
 Tye Hill .....2009  
 Domonique Franks..... 2010-11, '13  
 Chris Hope ..... 2012  
 Devonta Freeman ..... 2014-19  
 A.J. Terrell.....2020-23

## 25

Alex Hawkins .....1966-67  
 Mike Fitzgerald ..... 1967  
 Rick Eber ..... 1968  
 Art Malone ..... 1970-74  
 Larry Crowe ..... 1975  
 Ray Strong .....1978-82  
 Scott Case .....1984-94  
 Devin Bush ..... 1996-98  
 Marty Carter ..... 1999-01  
 Elijah Williams .....2001  
 Rodney Heath .....2002  
 Travaris Robinson .....2003  
 Kevin McCadam ..... 2002-04  
 Chris Crocker .....2006-07  
 Von Hutchins .....2008  
 William Moore .....2009-15  
 Brian Hill ..... 2017  
 Terrence Magee..... 2017  
 Ito Smith .....2018-20  
 Tyler Allgeier.....2022-23

## 26

Billy Lothridge .....1966-71  
 Mike Esposito .....1976-79  
 James Britt .....1983-87  
 Louis Riddick ..... 1992

# ALL-TIME JERSEY NUMBERS

Anthony Phillips .....1994–96  
 Darren Anderson .....1998  
 Winslow Oliver .....2000  
 Brandon Williams .....2003  
 Sideeq Shabazz .....2004  
 Omare Lowe .....2005–07  
 Erik Coleman .....2008-10  
 Kelvin Hayden .....2011  
 Charles Mitchell .....2012  
 Saeed Lee .....2013  
 Josh Wilson .....2014  
 Tevin Coleman .....2015-18  
 Isaiah Oliver .....2019-22  
 Avery Williams .....2023

## 27

Red Mack .....1966  
 Nick Rassas .....1966–68  
 Tom Hayes .....1971–75  
 Tom Pridemore .....1978–85  
 Calvin Loveall .....1988  
 Vinnie Clark .....1993  
 Brad Edwards .....1995–96  
 Omar Brown .....1998–99  
 Cory Hall .....2003–04  
 Chris Cash .....2005  
 Jason Webster .....2006  
 Thomas Brown .....2008  
 Jamaal Fudge .....2009  
 Gartrell Johnson .....2010  
 Robert McClain .....2012-14  
 Robenson Therezie .....2015-16  
 Damontae Kazee .....2017-20  
 Richie Grant .....2021-23

## 28

Ray Ogden .....1967–68  
 Mike Freeman .....1968–70  
 Willie Belton .....1971–72  
 Frank Reed .....1976–80  
 Bret Clark .....1968–88  
 Pat Chaffey .....1991  
 Tony Smith .....1992–93  
 Ron Davis .....1995  
 Lenny McGill .....1996  
 Harold Green .....1997–98  
 Ken Oxendine .....1999  
 Corey Hall .....2001  
 Warrick Dunn .....2002–07  
 Thomas DeCoud .....2008-13  
 Javier Arenas .....2014  
 Akeem King .....2015  
 Terron Ward .....2016-17  
 Justin Bethel .....2018  
 Jordan Miller .....2019-20  
 Mike Davis .....2021

Mike Ford Jr. ....2022  
 Carlos Washington Jr. ....2023

## 29

Ron Rector .....1966–67  
 Clarence Ellis .....1972–74  
 Ron Mabra .....1975–76  
 Joe Fishback .....1992  
 Eric Dickerson .....1993  
 Louis Riddick .....1996  
 Randy Fuller .....1998  
 Keion Carpenter .....2002–04  
 Chris Cash .....2006  
 Lewis Sanders .....2007  
 Jamaal Fudge .....2008  
 Brian Williams .....2009-10  
 Darrin Walls .....2011  
 Dominique Franks .....2012  
 Sean Baker .....2013-14  
 C.J. Goodwin .....2016-17  
 Jordan Richards .....2018  
 JJ Wilcox .....2019  
 Shyheim Carter .....2020  
 Chris Williamson .....2020  
 Casey Hayward Jr. ....2022  
 Micah Abernathy .....2023

## 30

Ernie Wheelwright .....1966–67  
 Doug Goodwin .....1968  
 Larry Shears .....1971  
 Joe Washington .....1973  
 Oscar Reed .....1975  
 Ernie Jackson .....1978  
 Scott Woerner .....1981  
 Steve Haworth .....1983–84  
 David Croudip .....1985–88  
 Mike Rozier .....1990–91  
 Terry Ray .....1992  
 Lemuel Stinson .....1993  
 Derrick Gardner .....1999  
 Henry Jones .....2002  
 Woody Dantzler .....2003  
 Christian Morton .....2004–05  
 Lance Schulters .....2006  
 David Irons .....2007-08  
 Aaron Stecker .....2009  
 Josh Vaughan .....2013  
 Charles Godfrey .....2014-15  
 Ayodeji Olatoye .....2016-17  
 Ricky Ortiz .....2018  
 Qadree Ollison .....2019-21  
 Matt Hankins .....2022

## 31

Charlie Scales .....1966  
 Bill Harris .....1968  
 Dwight Lee .....1968  
 Willie Germany .....1972  
 Molly McGee .....1974  
 William Andrews .....1979–83, '86

## 32

Rudy Johnson .....1966  
 Preston Ridlehuber .....1966  
 Charles Bryant .....1969  
 Grady Cavness .....1970  
 Ray Eastering .....1972–79  
 Tim Tyrell .....1984–86  
 Tracey Eaton .....1991–93  
 Jamal Anderson .....1994–01  
 Tod McBride .....2003  
 Jerious Norwood .....2006-10  
 Jacquizz Rodgers .....2011-14  
 Jalen Collins .....2015-16  
 Brian Hill .....2018  
 Johnathan Cyprien .....2019  
 Jaylinn Hawkins .....2020-22

## 33

Larry Morris .....1966  
 Jim Mankins .....1967  
 Jim Butler .....1968–71  
 Henry Matthews .....1973  
 Ricky Patton .....1978  
 Anthony Anderson .....1980  
 Bo Robinson .....1981–83  
 Tiger Greene .....1985  
 Leander Knight .....1988  
 Gene Lang .....1988–89  
 Erric Pegram .....1993–94  
 Richard Huntley .....1996  
 Ken Oxendine .....1998  
 Winslow Oliver .....1999  
 Ashley Ambrose .....2000–02  
 Justin Griffith .....2003–06  
 Michael Turner .....2008-12  
 Ronnie Wingo .....2014  
 Terron Ward .....2015  
 Stevan Ridley .....2016  
 Bledi Wreh-Wilson .....2016-20  
 Luther Kirk .....2021  
 Tre Flowers .....2023

## 34

Junior Coffey .....1966–67  
 Ray Brown .....1971–78  
 Blane Gaison .....1981–84  
 Robert Moore .....1986–88  
 Steve Broussard .....1990/92

# ALL-TIME JERSEY NUMBERS

David Mims .....1993  
 Craig Heyward .....1994–96  
 Ray Buchanan .....1997–03  
 DeAndra Cobb .....2005  
 Marlon Jackson .....2006  
 Ovie Mughelli .....2007-11  
 Bradie Ewing .....2012-13  
 Jerome Smith .....2014  
 Brian Poole .....2016-18  
 Chris Cooper .....2019  
 Darqueze Dennard .....2020  
 Darren Hall .....2021-22  
 Clark Phillips III .....2023

## 35

Tony Plummer .....1971–73  
 Reggie Pleasant .....1985  
 Keith Williams .....1986  
 Mike Pritchard .....1991–93  
 William White .....1997–98  
 Johndale Carty .....1999–02  
 Jason Wright .....2004  
 Antone Smith .....2010-14  
 Leon McFadden .....2017  
 Jamal Carter .....2019-20  
 Avery Williams .....2021-22  
 Natrone Brooks .....2023

## 36

Ken Reaves .....1966–73  
 Rudy Holmes .....1974  
 Bob Glazebrook .....1978–83  
 Danny Wagoner .....1985  
 Eric Bergeson .....1990  
 Brian Mitchell .....1991  
 Derrick Moore .....1992  
 Kevin Ross .....1994–95  
 Travis Jervey .....2001–03  
 Jason Webster .....2004–05  
 Lawyer Milloy .....2006-08  
 Verron Haynes .....2009  
 James Sanders .....2011  
 Kemal Ishmael .....2013-19  
 Deone Bucannon .....2020  
 Tony Brooks-James .....2020  
 Shawn Williams .....2021

## 37

Perry Lee Dunn .....1966–68  
 Bill Bell .....1971–72  
 Kenny Johnson .....1980–86  
 Elbert Shelley .....1987–96  
 Darrick Vaughn .....2000–01  
 Tyrone Williams .....2003  
 Aaron Beasley .....2004  
 Derrick Johnson .....2006

Glenn Sharpe .....2008  
 Ricardo Allen .....2014-20  
 Dee Alford .....2022  
 DeMarcco Hellams .....2023

## 38

Joe Auer .....1968  
 Rick Byas .....1974–80  
 Keith Jones .....1989–90, '92  
 Rich Miano .....1995  
 Nate Odomes .....1996  
 George Layne .....2002–03  
 Ronnie Heard .....2005  
 Corey McIntyre .....2007  
 Charlie Peprah .....2009  
 Dashon Goldson .....2016  
 Taveze Calhoun .....2018  
 Kenjon Barner .....2019  
 Lafayette Pitts .....2021  
 Clint Ratkovich .....2022  
 Tre Tarpley .....2023

## 39

Billy Ray Pritchett .....1976–77  
 James Mayberry .....1979–81  
 Cliff Austin .....1984–86  
 Roland Mitchell .....1990  
 Bruce Pickens .....1991–92  
 Eric Jack .....1994  
 Siddeeq Shabazz .....2003  
 Cam Newton .....2005–06  
 Daren Stone .....2007  
 Shann Schillinger .....2010-12  
 Steven Jackson .....2013-14  
 T.J. Green .....2020

## 40

Ron Smith .....1966–67  
 Paul Gibson .....1969–70  
 Ron Lamb .....1972  
 Bob Jones .....1975–76  
 George Franklin .....1978  
 Eddie Meyers .....1982  
 Brian Jordan .....1989–91  
 Anthony Wallace .....1993  
 Jeff Paulk .....1999  
 Nick Turnbull .....2006  
 Butchie Wallace .....2006  
 Brandon Bishop .....2014  
 Derrick Coleman .....2017  
 Ryan Neal .....2018  
 Keith Smith .....2019-23

## 41

Brendon McCarthy .....1968  
 Al Dodds .....1973–74

Sonny Collins .....1976  
 Sececdrick McIntyre .....1977  
 Virgil Seay .....1984  
 Tony Baker .....1986  
 Tim Gordon .....1987–90  
 Erric Pegram .....1991–92  
 Brett Maxie .....1994  
 Eugene Robinson .....1998–99  
 George Layne .....2001  
 Kevin Dudley .....2006  
 Antoine Harris .....2007-09  
 Zeke Motta .....2013  
 Dezmen Southward .....2014  
 Tyler Starr .....2015  
 Sharrod Neasman .....2018-20  
 Josh Raine .....2022  
 Lukas Denis .....2023

## 42

Phil Spiller .....1968  
 Jim Weatherford .....1969  
 Mike Herron .....1975  
 John Gillam .....1976  
 Gerald Riggs .....1982–88  
 Jeff Donaldson .....1991–93  
 Devin Bush .....1995  
 Sean Boyd .....1996  
 Etric Pruitt .....2004  
 Antuan Edwards .....2005  
 Jamal Robertson .....2006  
 Eric Brock .....2008–09  
 Mike Cox .....2011-12  
 Patrick DiMarco .....2013-16  
 Duke Riley .....2017-18  
 Delrick Abrams Jr. ....2020  
 Caleb Huntley .....2021-22  
 Godwin Igwebuike .....2023  
 Frank Ginda .....2023

## 43

Jerry Richardson .....1966–67  
 Monte Ledbetter .....1969  
 Dave Hampton .....1972–75  
 Tom Tutson .....1983  
 Tracy Johnson .....1990–91  
 Juran Bolden .....1996–97  
 Maurice Smith .....2000–02  
 Brent Grimes .....2007  
 Jordan Mabin .....2014  
 Jeremy Langford .....2018  
 Jamar Taylor .....2019  
 Mykal Walker .....2020  
 Tucker Fisk .....2023

## 44

Bill Wolski .....1966

# ALL-TIME JERSEY NUMBERS

Jerry Simmons .....1967-69  
 Eddie Ray .....1972-74  
 Bubba Bean .....1976-80  
 Rodney Tate .....1984  
 John Settle .....1987-90  
 Steve Broussard .....1993  
 D.J. Johnson .....1994-95  
 Bob Christian .....1997-02  
 Fred McCrary .....2004-06  
 Jason Snelling .....2007-13  
 Vic Beasley Jr. ....2015-19  
 Tyler Hall .....2020  
 Beau Brinkley .....2022  
 Troy Andersen .....2022-23

## 45

Carl Silvestri .....1966  
 Dave Dunaway .....1968  
 John Wright .....1968  
 Gary McDermott .....1969  
 Sonny Campbell .....1970-71  
 Tom Moriarty .....1977-79  
 Ken Whisenhunt .....1985-88  
 Darnell Walker .....1993-96  
 Gary Downs .....1997-00  
 T.J. Duckett .....2002-05  
 Robert James .....2009  
 Jacques Smith .....2014  
 Deion Jones .....2016-21

## 46

Larry Suchy .....1968;  
 Ray Jarvis .....1971-72  
 Monroe Eley .....1975-78  
 Reggie Brown .....1982  
 Charles Washington .....1992-94  
 Stanley Pritchett .....2004  
 Mike Schneck .....2007-09  
 Jon Condo .....2018  
 Edmond Robinson .....2020  
 Parker Hesse .....2021-23

## 47

Rudy Redmond .....1969-71  
 Brad Davis .....1975  
 Mike Spivey .....1982  
 Rick Badanjek .....1987-88  
 Roger Harper .....1993-95  
 Chris Bayne .....1997-98  
 Chris Hudson .....2001  
 Kevin McCadam .....2002-05  
 Boone Stutz .....2006  
 Gavin Tarquinio .....2006  
 Josh Harris .....2012-21  
 Arnold Ebiketie .....2022

## 48

Angelo Coia .....1966  
 Tom Bleick .....1967  
 Olie Cordill .....1968  
 Woody Thompson .....1975-77  
 Gerald Small .....1984  
 JRay Phillips .....1986  
 Kenny Flowers .....1987  
 Darryl Ford .....1993  
 Marcus Wimberly .....1997  
 Derek Rackley .....2000-05  
 Dorian Etheridge .....2021  
 Liam McCullough .....2022  
 Bud Dupree .....2023

## 49

Glenn Glass .....1966  
 Floyd Hudlow .....1967-68  
 Jimmy Burson .....1968  
 Al Lavan .....1969-70  
 Al Matthews .....1983-85  
 James Primus .....1988-89  
 Brian Saxton .....1997  
 Dallas Neil .....2000  
 Jordan Brailford .....2021  
 Liam McCullough .....2023

## 50

Jerry Jones .....1966  
 Greg Brezina ...1968-69, 1971-79  
 Buddy Curry .....1980-87  
 Ron George .....1993-96  
 Eddie Sutter .....1997  
 Lamont Green .....1999  
 Corey Atkins .....2000  
 Artie Ulmer .....2001-04  
 Edgerton Hartwell .....2005-06  
 Marcus Wilkins .....2007  
 Curtis Lofton .....2008-11  
 Osi Umenyiora .....2013-14  
 O'Brien Schofield .....2015  
 Brooks Reed .....2016-18  
 John Cominsky .....2019-21

## 51

Bob Whitlow .....1966  
 Andy Bowling .....1967  
 Ted Cottrell .....1969-70  
 Duane Benson .....1972-73  
 Dick Palmer .....1974  
 Jim Cope .....1976  
 Andy Spiva .....1977  
 Brian Cabral .....1979  
 Jim Laughlin .....1980-82, 1987  
 Rich Dixon .....1983  
 Jeff Jackson .....1984-85

Reggie Wilkes .....1986-87  
 Marcus Cotton .....1988-90  
 Howard Dinkins .....1993  
 Jim Ritcher .....1994-95  
 David Brandon .....1996-97  
 Jeff Kelly .....1999-2002  
 Karon Riley .....2002-03  
 Demorrio Williams .....2004-07  
 Tony Gilbert .....2008-09  
 Robert James .....2008, 2011-12  
 Marquis Spruill .....2014  
 Philip Wheeler .....2015  
 Alex Mack .....2016-20  
 Brandon Copeland .....2021  
 DeAngelo Malone .....2022-2352  
 Marion Rushing .....1966-68  
 Ron Acks .....1968-71  
 Ken Mitchell .....1973-74  
 Dewey McClain .....1976-80  
 Lyman White .....1981-82  
 John Harper .....1983  
 Craig Sutter .....1997  
 Rydell Malancon .....1984  
 Vinson Smith .....1988  
 Ken Tippins .....1990-95  
 Craig Sauer .....1996-99  
 Matt Stewart .....2001-04  
 Jordan Beck .....2006  
 Travis Williams .....2007  
 Coy Wire .....2008-10  
 Akeem Dent .....2011-13  
 Nate Stupar .....2014  
 Justin Durant .....2015  
 Josh Keyes .....2016  
 Jordan Trip .....2017  
 Bruce Irvin .....2018  
 Ahmad Thomas .....2019  
 Emmanuel Ellerbee .....2021  
 Dorian Ethridge .....2022  
 Milo Eifler .....2023

## 53

Frank Marchlewski .....1966-68  
 Phil Sobocinski .....1968  
 John Matlock .....1970-71  
 Paul Ryczer .....1974-79  
 Neal Musser .....1981-83  
 Thomas Benson .....1984-85  
 Doug Barnett .....1987  
 Dwayne Gordon .....1993-94  
 Jamal Fountaine .....1997  
 Mark Simoneau .....2000-02  
 Keith Newman .....2003  
 John Leake .....2005-06  
 Tony Taylor .....2007  
 Mike Peterson .....2009-12  
 Omar Gaither .....2013

# ALL-TIME JERSEY NUMBERS

Prince Shembo ..... 2014  
 Allen Bradford ..... 2015  
 LaRoy Reynolds..... 2016-17  
 Jermaine Grace ..... 2018  
 Daren Bates ..... 2021  
 Nick Kwiatkoski ..... 2022  
 Nate Landman..... 2023

## 54

Bob Sanders ..... 1967  
 Grady Allen ..... 1969-72  
 Fulton Kuykendall ..... 1975-84  
 Joel Williams ..... 1979-82, 1986-89  
 Robert Lyles ..... 1990-91  
 Jesse Solomon ..... 1992-93  
 Ruffin Hamilton ..... 1997-99  
 Chris Draft ..... 2000-04  
 Antoine Cash ..... 2005  
 Artie Ulmer ..... 2005  
 Brandon Jamison ..... 2006  
 Stephen Nicholas ..... 2007-13  
 Tyler Starr ..... 2014  
 Nathan Stupar ..... 2015  
 O'Brien Schofield..... 2016  
 A.J. Hawk ..... 2016  
 Malliciah Goodman..... 2016  
 Foyesade Oluokun ..... 2018-21  
 Rashaan Evans..... 2022  
 Justin Shaffer..... 2023

## 55

Ralph Heck ..... 1966-68  
 Roy Schmidt ..... 1969  
 Jim Miller ..... 1971-72  
 Ralph Ortega; ..... 1975-78  
 Tony Daykin ..... 1979-81  
 Dave Levenick ..... 1983-84  
 Wayne Radloff ..... 1986-88  
 Mike Ruether ..... 1990-93  
 Nate Miller ..... 1995-97  
 Whit Marshall ..... 1999  
 Chris Bordano ..... 2000  
 Anthony Jordan ..... 2000-01  
 John Thiery ..... 2002  
 Twan Russell..... 2003  
 Eric Johnson..... 2004  
 John Abraham ..... 2006-12  
 Paul Worrlow ..... 2013-16  
 Bruce Carter..... 2018  
 Austin Larkin..... 2019  
 Steven Means..... 2020-21  
 Nate Landman..... 2022  
 Kaden Elliss ..... 2023

## 56

Joe Cerne..... 1968  
 Dennis Havig ..... 1972-75  
 Guy Roberts ..... 1976  
 Ron McCartney ..... 1977-79  
 Al Richardson..... 1980-85  
 Joe Costello ..... 1986-88  
 Darion Conner ..... 1990-93  
 Chris Doleman ..... 1994-95  
 Keith Brooking ..... 1998-08  
 Brooks Reed..... 2015  
 Sean Weatherspoon..... 2010-14,16  
 Jermaine Grace ..... 2017  
 Steven Means..... 2018-19  
 Dante Fowler Jr..... 2020  
 Quinton Bell ..... 2021-22  
 Jovaghn Gwyn ..... 2023

## 57

Bill Jobko ..... 1966  
 Dick Absher ..... 1967-68  
 Jeff Van Note ..... 1969-86  
 Clay Matthews ..... 1994-96

## 58

Don Hansen ..... 1969-75  
 Jim Weatherley..... 1976  
 Rick Kay ..... 1977  
 Steve Stewart ..... 1978  
 David Frye ..... 1983-85  
 Jessie Tuggle ..... 1987-00

## 59

Jim Ferguson ..... 1969  
 Jim Waskiewicz ..... 1969  
 Dena Halverson ..... 1970  
 Rudy Kuchenberg ..... 1971  
 Noel Jenke ..... 1972  
 Lonnie Warwick ..... 1973-74  
 Carl Russ ..... 1975  
 Robert Pennywell ..... 1977-80  
 Paul Davis ..... 1981-82  
 John Rade ..... 1983-91  
 Lorenzo Styles ..... 1995-96  
 Ben Talley ..... 1998  
 John Holecek ..... 2002  
 Sam Rogers ..... 2003  
 Jamie Duncan..... 2004  
 Michael Boley..... 2005-08  
 Spencer Adkins ..... 2009-11  
 Joplo Bartu ..... 2013-15  
 De'Vondre Campbell ..... 2016-19  
 LeRoy Reynolds..... 2020  
 Rashad Smith..... 2021  
 Andre Smith Jr..... 2023

## 60

Tommy Nobis ..... 1966-76

## 61

Bill Sandeman ..... 1967-73  
 Chuck Correal ..... 1979-80  
 John Brooks ..... 1980  
 Anthony Redmon ..... 2000  
 Ellis Johnson ..... 2002-03  
 Matt Lehr ..... 2005-06  
 Doug Datish ..... 2007  
 Joe Hawley ..... 2010-14  
 Matt Hennessy..... 2020-23

## 62

Gary Roberts ..... 1970  
 John Bramlett ..... 1971  
 Brent Adams ..... 1975-78  
 Robert Jackson ..... 1982  
 Brett Miller..... 1983-88  
 Keith Alex ..... 1993  
 Dave Richards ..... 1994-95  
 Todd McClure ..... 1999-12  
 James Stone ..... 2014-15  
 Jonotthan Harrison ..... 2022

## 63

Jim Wilson ..... 1967  
 Bo Wood ..... 1967  
 Dick Enderle ..... 1969-71  
 Nick Bebout ..... 1973-75  
 Gregg Kindle ..... 1976  
 Mike Zele ..... 1979-83  
 Jeff Kiewel ..... 1985-87  
 Evan Pilgram ..... 1999-2000  
 Roberto Garza ..... 2001-04  
 Justin Blalock ..... 2007-14  
 Ben Garland ..... 2015-18  
 Chris Lindstrom..... 2019-23

## 64

Tom Harmon ..... 1967  
 Andy Maurer ..... 1970-73  
 Pat Howell ..... 1979-83  
 Joe Pellegrini ..... 1984-86  
 Jamie Dukes ..... 1987-93  
 Jeff Puhukoa ..... 1995-96  
 Bob Hallen ..... 1998-2001  
 Martin Bibla ..... 2002-04  
 P.J. Alexander ..... 2006  
 Pat McCoy..... 2007-08  
 Jonathan Scott ..... 2014  
 Sean Harlow ..... 2017-20  
 Ryan Neuzil..... 2021-23



# ALL-TIME JERSEY NUMBERS

## 65

Lou Kirouac .....1966-67  
 Jack Kupp ..... 1967  
 Steve Duich ..... 1968  
 Bob Breitenstein .....1969-70  
 Lynn Gotshalk .....1972-76  
 Don Smith .....1979-84  
 Lawrence Pillars ..... 1985  
 Guy Bingham .....1989-91  
 Roman Fortin .....1993-97  
 Greg Bishop .....1999  
 Matt O'Neal .....2000  
 Kynan Forney .....2001-07  
 Jeremy Trueblood .....2013  
 Chris Chester .....2015-16  
 Brandon Fusco.....2018  
 Justin McCray.....2020  
 Matthew Bergeron .....2023

## 66

Jim Simon ..... 1966-68  
 John Small .....1970-72  
 Ted Fritsch .....1973-75  
 Warren Bryant .....1978-83  
 Chuck Thomas ..... 1985  
 Billy Hinson ..... 1986  
 Joe Sims ..... 1991  
 Lincoln Kennedy .....1993-94  
 Michael Thompson .....2000-02  
 Michael Saffer .....2003  
 Austin King .....2004-06  
 Terrance Pennington.....2007  
 Brett Romberg .....2009, 2011  
 Peter Konz.....2012-14  
 Gino Gradkowski.....2015  
 Willie Wright .....2020  
 Colby Gossett.....2021-22

## 67

Dan Grimm ..... 1966-68  
 Malcolm Snider .....1969-71  
 Walt Brett ..... 1976  
 Eric Sanders .....1981-86  
 Mark Mraz ..... 1987  
 Paul Oswald .....1988  
 Moe Gardner .....1991-96  
 Adam Schreiber .....1997-98  
 Wes Shivers .....2000  
 Michael Moore.....2003-04  
 David Patterson.....2007  
 Ben Wilkerson .....2007-08  
 Rob Bruggeman ..... 2011  
 Adam Replogle.....2013-14  
 Andy Levitre .....2015-18  
 Drew Dalman .....2021-23

## 68

Bobby Richards .....1966-67  
 Dave Hetteema ..... 1970  
 Frank Gallagher ..... 1973  
 Larry Bailey ..... 1974  
 Larron Jackson .....1975-76  
 R.C. Thielemann.....1977-84  
 Dennis Harrison .....1986-87  
 John Hunter..... 1990  
 Mel Agee .....1992-95  
 Calvin Collins .....1997-00  
 Wayne Gandy.....2008  
 PhillipKeith Manley.....2012  
 Gabe Carimi .....2014  
 Mike Person .....2015-16  
 Austin Pasztor .....2017  
 Jamon Brown .....2019  
 Josh Andrews .....2021  
 Elijah Wilkinson .....2022  
 Kyle Hinton .....2023

## 69

Mike Lewis ..... 1971-79  
 Dan Benish ..... 1983-86  
 Houston Hoover .....1988-92  
 Thomas Williams ..... 1994  
 Gene Williams .....1995-99  
 Ben Claxton .....2005-06  
 Alex Stepanovich.....2008  
 Harland Gunn .....2012-14  
 Zane Beadles .....2018  
 Jason Spriggs .....2021

## 70

Rich Marshall ..... 1966  
 Bob Hughes .....1967-69  
 Kenny Vineyard ..... 1970  
 Ron Lee .....1983  
 Mike Chapman .....1984  
 Willard Goff ..... 1985  
 Reggie Redding ..... 1991  
 Bob Whitfield .....1992-03  
 Frank Omiyale .....2005-06  
 D'Anthony Batiste .....2007  
 Jake Matthews .....2014-23

## 71

Joe Szczecko ..... 1966-68  
 John Zook .....1969-75  
 Steve George .....1976  
 Mary Montgomery ..... 1978  
 Mike Perko .....1982  
 Dan Dufour ..... 1983-84  
 Glen Howe ..... 1985-86

Chris Hinton .....1990  
 Bill Goldberg .....1992-94  
 Scott Adams ..... 1997  
 Travis Claridge .....2000-03  
 Darrell Shropshire .....2005-06  
 Kurt Quarterman .....2007  
 Kroy Biermann .....2008-15  
 Wes Schweitzer .....2017-19  
 Willie Beavers.....2020  
 Rick Leonard .....2021  
 Chuma Edoga.....2022

## 72

Don Talbert..... 1966-68  
 Greg Lens ..... 1970-71  
 Jim Bailey .....1976-78  
 Matthew Teague ..... 1981  
 Andrew Provence .....1983-87  
 Oliver Barnett .....1990-92  
 Mike Zandofsky .....1994-96  
 Matt Knutson .....2003  
 Wayne Gandy.....2006-07  
 Sam Baker .....2008-14  
 Bryce Harris .....2015  
 Willie Beavers.....2021  
 Kobe Smith .....2022  
 LaCale London.....2023

## 73

Errol Linden ..... 1966-68  
 Randy Winkler ..... 1968  
 David Cahill .....1969  
 Phil McKinnely .....1976-80  
 Mike Simeta ..... 1983  
 Gary Burley ..... 1984  
 Leonard Mitchell .....1987-88  
 Mitch Willis ..... 1988  
 John Washington ..... 1992  
 Ernie Logan ..... 1993  
 Dunstan Anderson ..... 1994  
 Ethan Brooks ..... 1996  
 Dave Kadela .....2001  
 Dwayne Morgan .....2003  
 Steve Herndon.....2004  
 Harvey Dahl .....2007-10  
 Kirk Chambers.....2011  
 Ryan Schraeder .....2013-18  
 Matt Gono .....2019-20

## 74

Karl Rubke .....1966-67  
 Art Strahan ..... 1968  
 Bill Sabatino ..... 1969  
 Jim Sullivan ..... 1970  
 Mike Tilleman .....1973-76

# ALL-TIME JERSEY NUMBERS

Wilson Faumuina ..... 1977-81  
 Mike Pitts ..... 1983-86  
 Chuck Herman ..... 1980  
 John Scully ..... 1981-88, 1990  
 Robbie Tobeck ..... 1993-99  
 Tory Epps ..... 1990-92  
 Jeff Zgonina ..... 1996  
 Ephraim Salaam ..... 1998-2001  
 Todd Weiner ..... 2002-08  
 Will Svitek ..... 2009-12  
 Terren Jones ..... 2013-14  
 Reid Fragel ..... 2014  
 Joey Mbu ..... 2015  
 Ty Sambrailo ..... 2017-19  
 Germain Iledi ..... 2022  
 Carlos Davis ..... 2023

## 75

Ed Cook ..... 1966-67  
 George Kunz ..... 1969-74  
 Jeff Merrow ..... 1975-83  
 Roy Harris ..... 1984-85  
 Tony Casillas ..... 1986-90  
 Chris Hinton ..... 1991-93  
 Irv Eatman ..... 1994  
 Lincoln Kennedy ..... 1995  
 Shane Dronett ..... 1997-2002  
 Rod Coleman ..... 2004-07  
 Simon Fraser ..... 2008  
 Garrett Reynolds ..... 2009-13  
 Jon Asamoah ..... 2014  
 Jake Long ..... 2015  
 Jamil Douglas ..... 2017  
 John Wetzell ..... 2019-20  
 Justin Shaffer ..... 2022  
 Kentavious Street ..... 2023

## 76

Guy Reese ..... 1966  
 Jim Gia Garcia ..... 1968  
 Mike Gann ..... 1985-93  
 Antone Davis ..... 1997  
 Jose Portilla ..... 1998-99  
 Chris Banks ..... 2000-01  
 Kevin Shaffer ..... 2002-05  
 Quinn Ojinnaka ..... 2006-09  
 Lamar Holmes ..... 2012-14  
 Tyler Polunbus ..... 2015  
 Tom Compton ..... 2016  
 Kaleb McGary ..... 2019-23

## 77

Chuck Sieminski ..... 1966-67  
 Bruce Bosley ..... 1969  
 Rosie Manning ..... 1972-75

Ron East ..... 1976  
 Edgar Fields ..... 1977-80  
 Doug Rodgers ..... 1982  
 Rick Bryan ..... 1984-92  
 Matt Willig ..... 1997  
 Pellom McDaniels ..... 1999-00  
 Ronald Flemons ..... 2002  
 Tyson Clabo ..... 2006-12  
 Sean Locklear ..... 2013  
 Ra'Shede Hageman ..... 2014-16  
 Matt Gono ..... 2018  
 James Carpenter ..... 2019-20  
 Jalen Mayfield ..... 2021-22  
 Storm Norton ..... 2023

## 78

Rich Koeper ..... 1966  
 Jerry Shay ..... 1968-69  
 Greg Marx ..... 1973  
 Roy Hilton ..... 1975  
 Bill Windauer ..... 1976  
 Mike Kenn ..... 1978-94

## 79

Carlton Dabney ..... 1968  
 Cleo Walker ..... 1971  
 Chuck Walker ..... 1971-75  
 Jeff Yeates ..... 1976-84  
 Bill Fralic ..... 1985-91  
 Dave Widell ..... 1998  
 Henry Taylor ..... 2000  
 Ronald Flemons ..... 2001  
 Ryan Watson ..... 2002  
 Barry Stokes ..... 2005  
 Renardo Foster ..... 2007  
 Mike Johnson ..... 2010-14  
 Ahtyba Rubin ..... 2017  
 Chris Slayton ..... 2020  
 Amani Bledsoe ..... 2022

## 80

Gary Barnes ..... 1966-67  
 Bob Jones ..... 1969  
 Todd Snyder ..... 1970-72  
 Louis Neal ..... 1973-74  
 Karl Farmer ..... 1976-77  
 Bob Long ..... 1980  
 Junior Miller ..... 1980-83  
 Mike Landrum ..... 1984  
 Andre Rison ..... 1990-94  
 Tyrone Brown ..... 1995-96  
 Tony Martin ..... 1998  
 Chris Calloway ..... 1999  
 Eugene Baker ..... 2000  
 Willie Jackson ..... 2002

Terrence Edwards ..... 2003  
 Eric Beverly ..... 2004-06  
 Courtney Anderson ..... 2007  
 Marty Booker ..... 2009  
 Kerry Meier ..... 2010-12  
 Levine Toilolo ..... 2013-18  
 Luke Stocker ..... 2019  
 Laquon Treadwell ..... 2020  
 Josh Ali ..... 2022-23

## 81

Ralph Smith ..... 1969  
 Wes Chesson ..... 1971-73  
 Gerald Tinker ..... 1974-75  
 Bob Adams ..... 1976  
 Dennis Pearson ..... 1978-79  
 Billy Johnson ..... 1982-87  
 Michael Haynes ..... 1988-93  
 Terance Mathis ..... 1994-01  
 Trevor Gaylor ..... 2002  
 Peerless Price ..... 2003-04  
 Adam Jennings ..... 2006-08  
 Marcus Pollard ..... 2008  
 Michael Palmer ..... 2010-12  
 Tony Moeaki ..... 2015  
 Austin Hooper ..... 2016-19  
 Hayden Hurst ..... 2020-21  
 Jonnu Smith ..... 2023

## 82

Bob Sherlag ..... 1966  
 Bob Lee ..... 1969  
 Ken Burrow ..... 1971-75  
 Billy Ryckman ..... 1977-79  
 Stacey Bailey ..... 1982-90  
 Jason Phillips ..... 1991-93  
 Leonard Harris ..... 1994  
 Michael Haynes ..... 1997  
 Ronnie Harris ..... 1998-99  
 Mareno Philyaw ..... 2000  
 Darrin Chiaverini ..... 2002  
 LaTarence Dunbar ..... 2003  
 Jerome Pathon ..... 2005  
 Joe Zelenka ..... 2009-11  
 Mickey Shuler ..... 2015  
 Joshua Perkins ..... 2016  
 Logan Paulsen ..... 2018  
 Austin Trammell ..... 2021

## 83

Tom Hutchinson ..... 1966  
 Larry Mialik ..... 1972-74  
 James Wright ..... 1978-79  
 Floyd Hodge ..... 1982-84  
 Aubrey Matthews ..... 1986-88

# ALL-TIME JERSEY NUMBERS

Tony Jones ..... 1992  
 Ricky Sanders ..... 1994–95  
 Tim Dwight ..... 1998–00  
 Alge Crumpler ..... 2001–07  
 Harry Douglas ..... 2008–14  
 Jacob Tamme ..... 2015–16  
 Russell Gage ..... 2018–20  
 Jared Bernhardt ..... 2022  
 Chris Blair ..... 2023

## 84

Vern Burke ..... 1966  
 Mike Donohoe ..... 1968, 1970–71  
 Thomas Geredine ..... 1973–74  
 Alfred Jenkins ..... 1975–83  
 Sylvester Stamps ..... 1984–88  
 Joey Jones ..... 1986  
 James Milling ..... 1988, 1990  
 Darryl Spencer ..... 1994  
 Freddie Scott ..... 1996  
 Mercury Hayes ..... 1997  
 Rod Monroe ..... 1998–99  
 Shawn Jefferson ..... 2000–02  
 Roddy White ..... 2005–15  
 Cordarrelle Patterson ..... 2021–23

## 85

Billy Martin ..... 1966–67  
 Paul Flatley ..... 1968–69  
 Ray Poage ..... 1971  
 Alfred Jackson ..... 1978–84  
 Anthony Allen ..... 1985–86  
 Lew Barnes ..... 1988  
 Shawn Collins ..... 1989–90  
 Drew Hill ..... 1992–93  
 David Mims ..... 1994  
 Roell Preston ..... 1995–96  
 Brian Kozlowski ..... 1997–03  
 Dwayne Blakley ..... 2004–08  
 Jason Rader ..... 2008–09  
 Andrew Szczerba ..... 2013  
 Kyle Miller ..... 2014  
 Leonard Hankerson ..... 2015  
 Eric Saubert ..... 2017–18  
 Lee Smith ..... 2021  
 MyCole Pruitt ..... 2022–23

## 86

Tommy Tolleson ..... 1966  
 Jim Mitchell ..... 1969–79  
 Mike Smith ..... 1980  
 Ben Young ..... 1983  
 Perry Tuttle ..... 1984  
 Floyd Dixon ..... 1986–91  
 Mitch Lyons ..... 1993–96  
 Ed Smith ..... 1997–98  
 Bryan Still ..... 1999  
 Brian Finneran ..... 2000–10

Chase Coffman ..... 2012–13  
 Bear Pascoe ..... 2014  
 D.J. Tialavea ..... 2016  
 Anthony Firkser ..... 2022

## 87

Claude Humphrey ..... 68–74, 76–78  
 Russ Mikeska ..... 1979–83  
 Cliff Benson ..... 1984–85  
 Ron Middleton ..... 1986–87  
 Danzell Lee ..... 1988–89  
 Gary Wilkins ..... 1989–90  
 James Milling ..... 1992  
 Bert Emanuel ..... 1994–97  
 Jammi German ..... 1998–00  
 Kahli Hill ..... 2002  
 Damon Gibson ..... 2002  
 Jimmy Farris ..... 2002–04  
 Romby Bryant ..... 2005  
 Ashley Lelie ..... 2006  
 Joe Horn ..... 2007  
 Justin Peelle ..... 2008–10  
 Tommy Gallarda ..... 2012  
 Jaeden Graham ..... 2018–21  
 John FitzPatrick ..... 2022–23

## 88

Sam Williams ..... 1966–67  
 Glen Condren ..... 1969–72  
 Henry Childs ..... 1974  
 Greg McCrary ..... 1975–77  
 Lewis Gilbert ..... 1978–79  
 Clay Brown ..... 1982  
 Keith Krepfle ..... 1982  
 Arthur Cox ..... 1983–87  
 Alex Higdon ..... 1988  
 Troy Sadowski ..... 1990  
 Harper Le Bel ..... 1992–96  
 O.J. Santiago ..... 1997–99  
 Quentin McCord ..... 2002–03  
 John Lewis ..... 2003  
 Martrez Milner ..... 2007–08  
 Tony Gonzalez ..... 2009–13  
 Luke Stocker ..... 2020  
 Frank Darby ..... 2021–23

## 89

Hugh McInnis ..... 1966  
 Rich Cas ..... 1968  
 Randy Marshall ..... 1970–71  
 Wallace Francis ..... 1975–81  
 Willie Curran ..... 1982–84  
 Charlie Brown ..... 1985–87  
 Jessie Hester ..... 1988–89  
 George Thomas ..... 1990–91  
 J.J. Birden ..... 1995–96  
 Todd Kinchen ..... 1997–98  
 Reggie Kelly ..... 1999–02

Sean Brewer ..... 2003  
 Dez White ..... 2004–05  
 Ben Hartsock ..... 2008  
 Keith Zinger ..... 2009  
 Reggie Kelly ..... 2011  
 Bernard Reedy ..... 2014  
 Alex Gray ..... 2018  
 Jared Pinkney ..... 2020  
 John Raine ..... 2021

## 90

Chuck Smith ..... 1992–99  
 Ron Moore ..... 2001  
 Will Overstreet ..... 2002–03  
 Grady Jackson ..... 2006–08  
 Lawrence Sidbury ..... 2009–12  
 Stansly Maponga ..... 2013–14  
 Derrick Shelby ..... 2016–18  
 Ra'Shede Hageman ..... 2019  
 Marlon Davidson ..... 2021  
 Jaleel Johnson ..... 2022  
 David Onyemata ..... 2023

## 91

Aaron Brown ..... 1986–87  
 John Burrough ..... 1995–98  
 Ben Huff ..... 1999  
 Brady Smith ..... 2000–05  
 Paul Carrington ..... 2006  
 Corey Peters ..... 2010–14  
 Courtney Upshaw ..... 2016–17  
 Jacob Tuoti-Mariner ..... 2019–21  
 Nick Thurman ..... 2021  
 Matt Dickerson ..... 2022

## 92

Ronnie Washington ..... 1985  
 George Yarno ..... 1988–89  
 Lester Archambeau ..... 1993–99  
 Reggie McGrew ..... 2002  
 Terrence Robinson ..... 2003  
 Karon Riley ..... 2004  
 Chauncey Davis ..... 2005–10  
 Travian Robertson ..... 2012–13  
 Ricky Heimuli ..... 2014  
 Justin Zimmer ..... 2018  
 Michael Bennett ..... 2019  
 Charles Harris ..... 2020  
 Adetokunbo Ogundeji ..... 2021–23

## 93

Aundray Bruce ..... 1988–91  
 Dan Owens ..... 1996–97  
 Shawn Swayda ..... 1998–01  
 Sam Rogers ..... 2002  
 Raymond House ..... 2003  
 Junior Glymph ..... 2004–05

# ALL-TIME JERSEY NUMBERS

Tim Anderson ..... 2007  
Thomas Johnson ..... 2009-10  
Ray Edwards ..... 2011  
Malliciah Goodman ..... 2013-15  
Dwight Freeney ..... 2016  
Taniela Tupou ..... 2017  
Allen Bailey ..... 2019-20  
James Vaughters ..... 2021  
Timmy Horne ..... 2022  
Calais Campbell ..... 2023

## 94

Charles Martin ..... 1988  
Henri Crockett ..... 1997-01  
James Cotton ..... 2003  
Chad Lavalais ..... 2004-05  
Josh Mallard ..... 2006  
Kindal Moorehead ..... 2008  
Peria Jerry ..... 2009-13  
Jonathan Massaquoi ..... 2014  
Tyson Jackson ..... 2015-16  
Joe Vellano ..... 2017  
Deadrin Senat ..... 2018-20  
Anthony Rush ..... 2021  
Jalen Dalton ..... 2022  
Albert Huggins ..... 2023

## 95

Michael Reid ..... 1987-92  
Pierce Holt ..... 1993-95  
Esera Tuaolo ..... 1998  
Ed Jasper ..... 1999-2004  
Jonathan Babineaux ..... 2005-16  
Jack Crawford ..... 2017-19  
Ta'Quon Graham ..... 2021-23

## 96

Johnnie Taylor ..... 1984-86  
Rich Kraynak ..... 1987  
Reggie Camp ..... 1988  
Todd Kelly ..... 1996  
Dan Sharp ..... 1987  
Gary Wilkins ..... 1988-89  
Anthony Pleasant ..... 1997  
Antonio Edwards ..... 1998  
Chris White ..... 2000  
Antwan Lake ..... 2004-05  
Montavious Stanley ..... 2007  
Jonathan Massaquoi ..... 2012-13  
Paul Soliai ..... 2014-15  
Tyeler Davison ..... 2019-21  
Vincent Taylor ..... 2022

Zach Harrison ..... 2023

## 97

Jumpy Geathers ..... 1993-95  
Cornelius Bennett ..... 1996-98  
Patrick Kerney ..... 1999-06  
Trey Lewis ..... 2007-10  
Carlton Powell ..... 2011  
Grady Jarrett ..... 2015-23

## 98

Greg Brown ..... 1987-88  
Travis Hall ..... 1995-04  
Ike Reese ..... 2005-06  
Jamaal Anderson ..... 2007-10  
Cliff Matthews ..... 2011-14,16  
Takk McKinley ..... 2017-20  
Mike Pennel ..... 2021  
Abdullah Anderson ..... 2022

## 99

Tim Green ..... 1986-93  
Darryl Talley ..... 1995  
Nathan Davis ..... 1997  
Chuck Wiley ..... 2000-02  
Demetris Veal ..... 2003  
Khaleed Vaughn ..... 2004  
Tommy Jackson ..... 2006  
Derrick Jones ..... 2007  
Jason Jefferson ..... 2008  
Vance Walker ..... 2009-12  
Tyson Jackson ..... 2014  
Terrell McClain ..... 2018  
Adrian Clayborn ..... 2015-17, 19  
Jonathan Bullard ..... 2021  
Joe Gaziano ..... 2023

# DRAFT CHOICE BY YEAR

## 1966

- Tommy Nobis, LB (1) ..... Texas
- Randy Johnson, QB (15) ..... Texas A&I
- Nick Rassas, S ..... Notre Dame
- Jerry Jones, T ..... Bowling Green
- Mike Dennis, RB ..... Mississippi
- Phil Sheridan, TE ..... Notre Dame
- Ken Reaves, CB ..... Norfolk State
- Bill Asbury, RB ..... Kent State
- Bill Wolski, RB ..... Notre Dame
- Martin Kahn, T ..... N. Texas State
- Charlie Casey, WR ..... Florida
- Bill Johnson, RB ..... Suwanee
- Bill Goss, LB ..... Tulane
- Bob Sanders, C ..... N. Texas State
- Mike Bender, G ..... Arkansas
- Steve Sloan, QB ..... Alabama
- Ken Hollister, T ..... Indiana
- Bob Collins, T ..... South Carolina
- Steve Ecker, P ..... Shippensburg St.
- Tommy Tolleson, WR ..... Alabama
- Jim Vining, G ..... Rice
- Lurley Archambeau, C ..... Toledo
- Doug Korver, C ..... State Col. of Iowa
- Walt Mainer, CB-S ..... Xavier
- Bob Riggle, S ..... Penn. State

## 1967

- Choice traded to San Francisco
- Leo Carroll, DE (31) ..... San Diego State
- Jimmy Jordan, RB ..... Florida
- Choice traded to Cleveland
- Bill Delaney, TE ..... Amer. Internat'l.
- Randy Matson, DE ..... TX. A&M (from S.F.)
- Choice traded to Baltimore
- Gene Snipes, WR ..... Elizabeth City (from Los Angeles)
- Martine Bercher, CB-S ..... Arkansa (from Baltimore)
- Corey Colehour, QB ..... North Dakota
- Choice traded to Washington
- Bob Moten, WR ..... Bishop, Tex.
- Dick Schafroth, T ..... Iowa
- John Walker, LB ..... Jackson State
- Bill Gentry, LB ..... North Carolina St.
- Sandor Szabo, K ..... Ithaca
- Tom Bryan, RB ..... Auburn
- Al Nicholas, RB ..... Sacramento State
- Larry Chester, CB-S ..... Allen
- Bill Buckner, QB ..... Delta State

## 1968

- Claude Humphrey, DE (3) ..... Tenn. St.
- Carlton Dabney, DT ..... Morgan State
- John Wright, WR ..... Illinois (from Green Bay through Los Angeles)

- Choice traded to Chicago
- Choice traded to St. Louis
- Choice traded to Washington
- Jim Hagle, RB ..... So. Methodist
- Joe Wynns, CB-S ..... S. Carolina State (from Pittsburgh)
- Rick Eber, WR ..... Tulsa (from Bal.)
- Choice traded to Minnesota
- Ray Jeffords, TE ..... Georgia
- Henry Holland, C ..... No. Texas State
- Mike Tomasini, DT ..... Colorado State
- Greg Brezina, LB ..... Houston
- A.J. Vaughan, RB ..... Wayne State
- Bill Harris, RB ..... Colorado
- Joe Polk, RB ..... Livingstone, N.C.
- Don Bean, WR ..... Houston
- Roy Hall, T ..... San Jose State
- Jim Schmidt, CB-S ..... San Francisco

## 1969

- George Kunz, T (2) ..... Notre Dame
- Paul Gipson, RB ..... Houston
- Malcolm Snider, G ..... Stanford
- Jon Sandstrom, G ..... Oregon State (from N.Y. Giants through Los Angeles)
- Jim Mitchell, TE ..... Prairie View
- Dicky Lyons, RB ..... Kentucky (from Balt)
- Choice traded to Minnesota
- Tony Pleviak, DT ..... Illinois (from Dallas through Baltimore)
- Choice traded to Los Angeles
- Wally Oyler, CB-S ..... Louisville (from Det.)
- Dick Enderle, G ..... Minnesota
- Ted Cottrell, LB ..... Delaw. Valley (from Det)
- Jim Callahan, WR ..... Temple
- Choice traded to Baltimore
- Jeff Stanciel, RB ..... Miss. Valley
- Jeff Van Note, C ..... Kentucky
- Denver Samples, DE ..... Texas-El Paso
- Harry Carpenter, G ..... Tennessee State
- Billy Hunt, CB-S ..... Kansas
- Jim Weatherford, S ..... Tennessee
- Ed Hughes, RB ..... Texas Southern
- Paul Williams, WR ..... California
- Oscar Jenkins, CB ..... Virginia Union
- Larry Butler, LB ..... Stanford
- Bill Holland, RB ..... So. California

## 1970

- John Small, LB (12) ..... Citadel
- Art Malone, RB ..... Arizona State
- Andy Maurer, G ..... Oregon
- Todd Synder, WR ..... Ohio (from NYG)

# DRAFT CHOICE BY YEAR

4. Paul Reed, T ..... Johnson C. Smith (from PHI)
- Choice traded to St. Louis
5. Bruce Van Ness, RB ..... Rutgers (from Philadelphia through N.Y. Giants)
- Ken Mendenhall, C ..... Oklahoma
6. Mack Herron, RB ..... Kansas State
- Jade Butcher, WR ..... Indiana (from Wash)
- Randy Marshall, DE ..... Linfield (from LA)
- Choice traded to Los Angeles
7. Gary Orcutt, WR ..... S. Cal. (from NYG)
8. Larry Brewer, TE ..... Louisiana Tech (from NYG)
- Seth Miller, S ..... Arizona State
9. Roy Robinson, CB-S ..... Montana
10. Jim Hatcher, CB-S ..... Kansas
11. Mike Brunson, WR-RB ..... Arizona State
12. Lonnie Holton, RB ..... N. Michigan
13. Rick Stepanek, DT ..... Iowa
14. Chuck Wald, WR ..... No. Dakota State
15. Keith Mauney, CB-S ..... Princeton
16. Steve Parnell, WR ..... Massachusetts
17. Bill Bell, K ..... Kansas

## 1971

1. Joe Profit, RB (7) ..... N.E. Louisiana
2. Ken Burrow, WR ..... San Diego State
3. Leo Hart, QB ..... Duke
4. Mike Potchad, DT ..... Pittsburg State
5. Ray Jarvis, WR ..... Norfolk State
6. Tom Hayes, CB ..... San Diego State
- Ray Brown, S ..... West Texas St. (from NYG)
7. Wes Chesson, WR ..... Duke
8. Dennis Havig, G ..... Colorado
9. Alvin Griffin, WR ..... Tuskegee
10. Faddie Tillman, DE ..... Boise State
11. Larry Shears, CB-S ..... Lincoln, Mo.
12. Ronny Lowe, WR ..... Fort Valley State
13. Dan Crooks, CB-S ..... Wisconsin
14. Deryl Comer, TE ..... Texas
15. Wallace Clark, RB ..... Auburn
16. Lindsey James, RB/TE ..... San Diego St.
17. Willie Martin, RB ..... Johnson C. Smith

## 1972

1. Clarence Ellis, S (15) ..... Notre Dame
2. Pat Sullivan, QB ..... Auburn (from Philadelphia through Detroit)
- Steve Okoniewski, T ..... Montana (from Det.)

3. Roosevelt Manning, DT ..... N.E. Okla.
4. Les Goodman, RB ..... Yankton, S.D.
5. Andy Howard, DT ..... Grambling
- Bill Taylor, RB ..... Mich. (from Buff)
6. Ralph Cindrich, LB ..... Pittsburgh
7. Mike Perfetti, P-S ..... Minnesota (from New England through N.Y. Giants)
8. Fred Riley, WR ..... Idaho (choice reacquired from New Orleans)
9. Lance Moon, RB ..... Wisconsin
10. Hank Brandon, RB ..... Southern U.
11. Ray Easterling, S ..... Richmond
12. Choice traded to St. Louis
13. Jack Phillips, WR ..... Grambling
14. Larry Mialik, TE ..... Wisconsin
15. Henry Sovio, TE ..... Hawaii
16. Tom Chandler, LB ..... Minnesota
17. Oscar Jenkins, CB ..... Virginia Union
- Larry Butler, LB ..... Stanford
- Bill Holland, RB ..... So. California

## 1973

1. Choice traded to Houston
2. Greg Marx, DT (39) ..... Notre Dame
3. Choice traded to San Diego through Oakland
4. Thomas Geredine, WR ..... N.E. Mo. State
5. Choice traded to Washington
6. Nick Bebout, T ..... Wyoming
7. George Campbell, CB ..... Iowa St.
8. Tom Reed, G ..... Arkansas
9. Russ Ingram, C ..... Tex. Tech
10. Nick Mike-Mayer, K ..... Temple
11. Byron Buelow, DB ..... LaCrosse, Wis.
12. Mike Samples, DT ..... Drake
13. Chris Stecher, T ..... Claremont-Mud.
14. ..... John Madeya, QB ..... Louisville
15. Tom Gage, DB ..... Lamar Tech
16. Rufus Ferguson, RB ..... Wisconsin
17. Jim Hodge, WR ..... Arkansas

## 1974

1. Traded choice and quarterback Bob Berry to Minnesota for veterans Bob Lee, a quarterback, and linebacker Lonnie Warwick.
2. Gerald Tinker, WR (44) ..... Kent State
3. Kim McQuilken, QB ..... Lehigh
4. Maurice Spencer, DB ..... N. Carolin Cen.
5. Vince Kendrick, RB ..... Florida
6. Henry Childs, TE ..... Kansas State
7. Monroe Eley, RB ..... Ariz. State
8. Doyle Orange, RB ..... Southern Miss.
9. James Coode, T ..... Michigan

# DRAFT CHOICE BY YEAR

8. Choice to Green Bay through New Orleans
9. Larry Bailey, DT ..... Pacific
10. Paul Ryczek, C ..... Virginia
11. Eddie Wilson, WR ..... Albany State
12. Vic Koegel, LB ..... Ohio State
13. Ralph Powell, RB ..... Nebraska
14. John Givens, G ..... Villanova
15. Willie Jones, WR ..... Iowa State
16. Sylvester McGee, RB ..... Rhode Island
17. Al Davis, G/T ..... Boise State

## 1975

1. Steve Bartkowski, QB (1) ..... California
2. Ralph Ortega, LB ..... Florida
3. Woody Thompson, RB ..... Miami
4. John Nessel, G ..... Penn. State
5. Greg McCrary, TE ..... Clark
6. Fulton Kuykendall, LB ..... UCLA
7. Doug Payton, G ..... Colorado
8. Mike Esposito, RB ..... Boston College
9. Brent Adams, T ..... U. Tenn./Chooga
10. Brad Davis, RB ..... LSU
11. Marshall Mills, WR ..... West Virginia
12. Jeff Merrow, DT ..... West Virginia
13. Alonza Pickett, T ..... Texas Southern
14. Cart Russ, LB ..... Michigan
15. Steve Robinson, DT ..... Tuskegee
16. Jimmy Robinson, WR ..... Georgia Tech
17. Steve Knutson, G ..... Southern Cal.
18. Mitch Anderson, QB ..... Northwestern

## 1976

1. Bubba Bean, RB (9) ..... Texas A&M
2. Sonny Collins, RB ..... Kentucky
3. Dave Scott, T ..... Kansas
4. Walt Brett, DE ..... Montana
5. Traded to Minnesota
6. Stan Varner, DT ..... Brigham Young
7. Karl Farmer, WR ..... Pittsburgh
8. Frank Reed, DB ..... Washington
9. Phil McKinnely, T ..... UCLA
10. No Selection
11. Chuck Brislin, T ..... Mississippi State
12. Pat Bolton, K ..... Montana State
13. Mike Williams, T ..... Florida
14. Mark Husfloen, DE ..... Washington St.
15. Ron Olson, DB ..... Washington
16. Pat Curto, LB ..... Ohio State
17. Tony Green, DB ..... Texas Tech

## 1977

1. Warren Byrant, T (6) ..... Kentucky
2. Wilson Faumuina, DT (20) ..... San Jose State
3. R.C. Thieleman, G-C ..... Arkansas
4. Edgar Fields, DT-DE ..... Texas A&M

4. Allan Leavitt, KS ..... Georgia
5. Shelton Diggs, WR ..... So. California
6. Keith Jenkins, DB ..... Cincinnati
7. No selection
8. Walter Packer, WR ..... Mississippi State
9. John Maxwell, T ..... Boston College
10. Robert Speer, DE ..... Arkansas State
11. Billy Ryckman, WR ..... Louisiana Tech
12. Dave Farmer, RB ..... Southern Cal.
13. Don Parrish, DE ..... Pittsburgh

## 1978

1. Mike Kenn, T (13) ..... Michigan
2. Steve Stewart, LB ..... Minnesota
3. Stan Waldemore, G ..... Nebraska
4. Brian Cabral, LB ..... Colorado
5. Dennis Pearson, WR ..... San Diego St.
6. Rodney Parker, WR ..... Tennessee St.
7. Alfred Jackson, WR ..... Texas
8. James Wright, TE ..... Texas Christian
9. David Adkins, LB ..... Ohio St.
10. David Williams, DB ..... Tenn.-Martin
11. Tom Pridemore, DB ..... West Virginia
12. Ricky Patton, RB ..... Jackson St.
13. Ray Strong, RB ..... Nev. Las Vegas
14. Milton "Scooter" Reed, DB ..... Baylor
15. Daria Butler, LB ..... Oklahoma St.

## 1979

1. Don Smith, DE (17) ..... Miami
2. Pat Howell, G ..... Southern Cal.
3. James Mayberry, RB ..... Colorado
4. William Andrews, RB ..... Auburn
5. Lynn Cain, RB ..... Southern Cal.
6. Charles Johnson, DB ..... Grambling
7. Mike Zele, DT ..... Kent State
8. Mike Moroski, QB ..... Cal-Davis
9. Roger Westlund, T ..... Washington
10. Keith Miller, LB ..... NE Oklahoma
11. Dave Parkin, DB ..... Utah State
12. Bruce Beekley, LB ..... Oregon
13. Bill Leer, C ..... Colorado St.
14. Stuart Walker, LB ..... Colorado

## 1980

1. Junior Miller, TE (7) ..... Nebraska
2. Buddy Curry, LB ..... North Carolina
3. Earl Jones, CB ..... Norfolk State
4. Jim Laughlin, LB ..... Ohio State
5. I.M. Hipp, RB ..... Nebraska
6. Brad Vassar, LB ..... Pacific
7. Kenny Johnson, DB ..... Mississippi State
8. Mike Davis, DB ..... Colorado
9. Mike Smith, WR ..... Grambling
10. Al Richardson, LB ..... Georgia Tech

# DRAFT CHOICE BY YEAR

- 9. Glen Keller, C ..... West Texas State
- 10. Walt Bellamy, DB ..... V.M.I.
- 11. Mike Babb, DB ..... Oklahoma
- 12. Quinn Jones, RB ..... Tulsa

## 1981

- 1. Bobby Butler, CB (25) ..... Florida State
- 2. Lyman White, LB ..... Louisiana State
- 3. Scott Woerner, DB ..... Georgia
- 4. John Scully, C ..... Notre Dame
- 5. Eric Sanders, T ..... Nevada-Reno
- 6. Harry Stanback, DT ..... North Carolina
- 7. Matthew Teague, DE ..... Prairie View
- 8. Cliff Toney, DC ..... Auburn
- 9. Calvin Fance, RB ..... Rice
- 10. Robert Murphy, S ..... Ohio State
- 11. Keith Chappelle, WR ..... Iowa
- 12. Mark McCants, S ..... Temple

## 1982

- 1. Gerald Riggs, RB (9) ..... Arizona State
- 2. Doug Rogers, DE ..... Stanford
- 3. Stacey Bailey, WR ..... San Jose State
- 4. Reggie Brown, RB ..... Oregon
- 5. Von Mansfield, DB ..... Wisconsin
- 6. Mike Kelley, QB ..... Georgia Tech
- 7. David Toloumu, RB ..... Hawaii
- 8. Ricky Eberhart, DB ..... Morris Brown
- 9. Mike Horan, P ..... Cal St.-Long Bch.
- 10. Curtis Stowers, LB ..... Mississippi State
- 11. Jeff Keller, WR ..... Washington St.
- 12. Dave Levenick, LB ..... Wisconsin

## 1983

- 1. Mike Pitts, DE (16) ..... Alabama
- 2. James Britt, DB ..... LSU
- 3. Andrew Provence, DT ..... South Carolina
- 4. John Harper, LB ..... Southern Illinois
- 5. Brett Miller, T ..... Iowa
- 6. Anthony Allen, WR ..... Washington
- 7. Jeff Turk, DB ..... Boise State
- 8. John Rade, LB ..... Boise State
- 9. Traded to Baltimore
- 10. Ralph Giacommaro, P ..... Penn State
- 11. John Salley, DB ..... Wyoming
- 12. Allama Matthews, TE ..... Vanderbilt

## 1984

- 1. Rick Bryan, DT (9) ..... Oklahoma
- 2. Scott Case, S ..... Oklahoma
- 3. Thomas Benson, LB ..... Oklahoma
- 4. Rodney McSwain, DB ..... Clemson
- 5. Rydell Malancon, LB ..... LSU
- 6. Cliff Benson, TE ..... Purdue
- 7. Ben Bennett, QB ..... Duke

- Dan Ralph, DT ..... Oregon
- 7. Kirk Dodge, LB ..... Nev. Las Vegas
- 8. Jeff Jackson, LB ..... Auburn
- 9. Glenn Howe, T ..... Southern Miss.
- 10. Derrick Franklin, DB ..... Fresno State
- 11. Tommy Norman, WR ..... Jackson State
- 12. Don Holmes, WR ..... Colorado

## SUPPLEMENTAL DRAFT - JUNE 5, 1984

- 1. Joey Jones, WR (9) ..... Alabama Birm.
- 2. Mike McInnis, DT ..... Ark-Pine Bluff
- 3. Dennis Woodberry, DB ..... Southern Arkans.

## 1985

- 1. Bill Fralic, T (2) ..... Pittsburgh
- 2. Mike Gann, DE ..... Notre Dame
- 3. Choice traded to Minnesota
- 4. Emile Harry, WR ..... Stanford
- 5. Choice traded to St. Louis
- 6. Reggie Pleasant, CB ..... Clemson
- 7. Choice traded to Cincinnati
- 8. Ashley Lee, S ..... Virginia Tech
- 9. Ronnie Washington, LB ..... N.E. Louisiana
- 10. Micah Moon, LB ..... North Carolina
- 11. Brent Martin, C ..... Stanford
- 12. John Ayres, CB ..... Illinois
- 13. Ken Whisenhunt, TE ..... Georgia Tech

## 1986

- 1a. Tony Casillas, NT (2) ..... Oklahoma
- 1b. Tim Green, LB (17) ..... Syracuse
- 2. Traded to Washington in '85 for LB in '86
- 3. Traded earlier for QB Turk Schonert
- 4. Traded to L.A. Raiders for Bret Clark, S Nebraska
- 5. Traded to Philadelphia for LB Joel Williams
- 6a. Floyd Dixon, WR ..... Stephen F. Aust.
- 6b. Keith Williams, RN ..... Missouri
- 7. Traded earlier to Phil. for LB Reggie Wilkes
- 8. Kevin Hudgens, DT ..... Idaho State
- 9. Kevin Starks, TE ..... Minnesota
- 10. Tony Baker, RB ..... East Carolina
- 11. Chris Hegg, QB ..... Missouri
- 12. Steve Griffin, WR ..... Purdue

## 1987

- 1. Chris Miller, QB (12) ..... Oregon
- 2. Kenny Flowers, RB ..... Clemson
- 3. Choice traded to Green Bay
- 4. Ralph Van Dyke, T ..... Southern Illinois
- 5. Mark Mraz, DE ..... Utah State
- 6. Paul Kiser, G ..... Wake Forest
- 7. Michael Reid, LB ..... Wisconsin
- 8. Curtis Taliagerro, LB ..... Virginia Tech
- 9. Terrence Anthony, CB ..... Iowa State



# DRAFT CHOICE BY YEAR

- 10. Jerry Reese, TE ..... Illinois
- 11. Elbert Shelley, S ..... Arkansas State
- 12. Larry Emery, RB ..... Wisconsin

## 1988

- 1. Aundray Bruce, LB (1) ..... Auburn
- 2. Marcus Cotton, LB ..... Southern Cal.
- 3. Alex Higdon, TE ..... Ohio State
- 4. Choice traded to Philadelphia
- 5. Charles Dimry, DB ..... Nev.-Las Vegas
- 6a. George Thomas, WR ..... Nev.-Las Vegas
- 6b. Houston Hoover, G ..... Jackson State
- 7. Michael Haynes, WR ..... N. Arizona
- 8. Phillip Brown, LB ..... Alabama
- 9. James Primus, RB ..... UCLA
- 10. Stan Clayton, T ..... Penn State
- 11. James Milling, WR ..... Maryland
- 12. Carter Wiley, S ..... Virginia Tech

## 1989

- 1a. Deion Sanders, CB (5) ..... Florida State
- 1b. Shawn Collins, WR (27) ..... Northern Arizona
- 2. Ralph Norwood, T ..... Louisiana State
- 3. Keith Jones, RB ..... Illinois
- 4. Choice traded to Cincinnati
- 5. Choice traded to LA Raiders
- 6. Troy Sadowski, TE ..... Georgia
- 7. Undra Johnson, RB ..... West Virginia
- 8. Paul Singer, QB ..... Western Illinois
- 9. Chris Dunn, LB ..... Cal.-Poly SLO
- 10. Choice traded to Cincinnati
- 11. Greg Paterra, RB ..... Slippery Rock
- 12. Tony Bowick, NT ..... U. Tenn./Chatt.

## 1990

- 1. Steve Broussard, RB (20) ..... Washington St.
- 2. Darion Conner, LB ..... Jackson State
- 3. Oliver Barnett, DL ..... Kentucky
- 4. Reggie Redding, T ..... Cal St.-Fullerton
- 5. Mike Pringle, RB ..... Cal St.-Fullerton
- 6. Tory Epps, NT ..... Memphis State
- 7. Darrell Jordon, LB ..... Northern Arizona
- 8. Donnie Salum, LB ..... Arizona
- 9. Chris Ellison, S ..... Houston
- 10. Shawn McCarthy, S ..... Purdue

## 1991

- 1a. Bruce Pickens, CB (3) ..... Nebraska
- 1b. Mike Pritchard, WR (13) ..... Colorado
- 2. Brett Favre, QB ..... Southern Miss.
- 3. Choice traded to Miami
- 4. Moe Gardner, NT ..... Illinois
- 5. James Goode, LB ..... Oklahoma

- 6. Erric Pegram, RB ..... N. Texas St
- 7a. Brian Mitchell, DB ..... BYU
- 7b. Mark Tucker, C ..... USC
- 8. Randy Austin, TE ..... UCLA
- 9. Ernie Logan, DE ..... East Carolina
- 10a. Walter Sutton, WR ..... S.W. Minnesota
- 10b. Pete Lucas, T ..... Stevens Pt., Wis
- 11. Joe Sims, NT ..... Nebraska
- 12. Bob Christain, RB ..... Northwestern

## 1992

- 1a. Bob Whitfield, OT (8th) ..... Stanford
- 1b. Tony Smith, RB ..... So. Mississippi
- 2. Chuck Smith, DE ..... Tennessee
- 3. Howard Dinkins, LB ..... Florida State
- 4. Frankie Smith, CB ..... Baylor
- 5. Choice traded to San Diego
- 6. Terry Ray, S ..... Oklahoma
- 7. Tim Paulk, LB ..... Florida
- 8a. Derrick Moore, RB ..... N.E. St. Oklahom.
- 8b. Reggie Dwight, TE ..... Troy State
- 9. Keith Alex, T-G ..... Texas A&M
- 10. Darryl Hardy, LB ..... Tennessee
- 11. Robin Jones, DE ..... Baylor

## 1993

- 1. Lincoln Kennedy, G-T (9th) ..... Washington
- 2. Roger Harper, S ..... Ohio State
- 3. Harold Alexander, P ..... Appalachian St.
- 4. Choice traded to Green Bay
- 5. Ron George, LB ..... Stanford
- 6. Mitch Lyon, TE ..... Michigan State
- 7. Darnell Walker, CB ..... Oklahoma
- 8. Shannon Baker, WR ..... Florida State

## 1994

- 1. Traded No. 1 Pick (7th overall), No. 3 Pick (83rd overall), and a conditional 1996 Pick (#2) to Indianapolis for QB Jeff George.
- 2. Bert Emanuel, WR ..... Rice
- 3a. Anthony Phillips, CB ..... Texas A&I
- 3b. Alai Kalaniuvalu, G ..... Oregon State
- 4a. Perry Klein, QB ..... C.W. Post
- 4b. Mitch Davis, LB ..... Georgia
- 5. Harrison Houston, WR ..... Florida
- 6. Traded Pick to LA Raiders for RB Eric Dickerson
- 7. Jamal Anderson, FB ..... Utah

## 1995

- 1. Trade No. 1 Picks with Cleveland (10 for 26) to acquire Eric Metcalf
- 2. Devin Bush, S (26th) ..... Florida State
- 3. Ron Davis, CB ..... Tennessee

# DRAFT CHOICE BY YEAR

3. Lorenzo Styles, LB ..... Ohio State
4. Traded to Dallas to move up 5 places in Rd 2
5. Roell Preston, WR ..... Mississippi
6. Travis Hall, DE ..... BYU
7. John Burrough, DT ..... Wyoming

## 1996

1. Traded to Indianapolis in '94 (for Jeff George)
2. Traded to Oakland for S Patrick Bates
3. Shannon Brown, DT ..... Alabama
- 4a. Richard Huntley, RB ..... Winston-Salem
- 4b. Juran Bolden, CB ..... Mississippi St.
5. Traded to Cleveland in '95 for Gene Williams
5. Gary Bandy, DE ..... Baylor
6. Craig Sauer, LB ..... Minnesota
7. Ethan Brooks, T ..... Williams (MA)

## 1997

1. Michael Booker, CB (11th) ..... Nebraska
  - 2a. Nathan Davis, DT ..... Indiana
  - 2b. Byron Hanspard, RB ..... Texas Tech
  3. O.J. Santiago, TE ..... Kent State
  4. Henri Crockett, LB ..... Florida State
  5. Marcus Wimberly, S ..... Miami
  6. Calvin Collins, C ..... Texas A&M
  - 7a. Tony Graziani, QB ..... Oregon
  - 7b. Chris Bayne, S ..... Fresno State
- Also acquired Chis Chandler from Oilers  
for 4th and 6th-round draft picks

## 1998

1. Keith Brooking, LB (12th) ..... Georgia Tech
2. Bob Hallen, C/G ..... Kent State
3. Jammi German, WR ..... Miami
- 4a. Omar Brown, S ..... North Carolina
- 4b. Tim Dwight, WR/KR ..... Iowa
6. Elijah Williams, CB ..... Florida
- 7a. Ephraim Salaam, T ..... San Diego State
- 7b. Ken Oxendine, RB ..... Virginia Tech
- 7c. Henry Slay, DT ..... West Virginia

## 1999

1. Patrick Kerney, DE (30th) ..... Virginia
2. Reggie Kelly, TE ..... Mississippi State
3. Jeff Paulk, FB ..... Arizona State
4. Johndale Carty, SS ..... Utah State
5. Eugene Baker, WR ..... Kent
- 6a. Jeff Kelly, LB ..... Kansas State
- 6b. Eric Thigpen, FS ..... Iowa
- 7a. Todd McClure, C ..... LSU
- 7b. Rondel Menendez, WR ..... Eastern Kentucky

## 2000

1. Traded to Baltimore in '99 for second round pick in **'99 (for TE Reggie Kelly)**
2. Travis Claridge, OT ..... USC
3. Mark Simoneau, LB ..... Kansas State
4. Michael Thompson, OT ..... Tennessee St.
5. Anthony Midget, CB ..... Virginia Tech
6. Mareno Philyaw, WR ..... Troy State
7. Darrick Vaughn, CB ..... Southwest Texas

## 2001

1. Michael Vick, QB (1st) ..... Virginia Tech
2. Alge Crumpler, TE ..... North Carolina
4. Roberto Garza, C ..... Tex. A&M, Kings.
4. Matt Stewart, LB ..... Vanderbilt
5. Vinny Sutherland, WR ..... Purdue
6. Randy Garner, DE ..... Arkansas
7. Corey Hall, S ..... Appalachian St.
7. Kynan Forney, T ..... Hawaii
7. Ronald Flemons, DE ..... Texas A&M
7. Quentin McCord, WR ..... Kentucky

## 2002

1. T.J. Duckett, RB (18th) ..... Michigan State
3. Will Overstreet, DE ..... Tennessee
3. Martin Bibla, G ..... Miami
- 5a. Kevin McCadam, S ..... Virginia Tech
- 5b. Kurt Kittner, QB ..... Illinois
6. Kahlil Hill, WR ..... Iowa
- 7a. Michael Coleman, WR ..... Widener
- 7b. Kevin Shaffer, T ..... Tulsa

## 2003

1. Traded to Buffalo in '03 (Peerless Price)
2. Bryan Scott, CB ..... Penn State
4. Justin Griffith, FB ..... Mississippi State
5. Jon Olinger, WR ..... Cincinnati
- 6a. LaTarence Dunbar, WR ..... TCU
- 6b. Wayne Bacon, SS ..... Alabama
7. Demetris Veal, DE ..... Tennessee

## 2004

- 1a. DeAngelo Hall, CB (8th) ..... Virginia Tech
- 1b. Michael Jenkins, WR (29th) ..... Ohio State
3. Matt Schaub, QB ..... Virginia
4. Demorrio Williams, LB ..... Nebraska
5. Chad Lavalais, DT ..... LSU
6. Etric Pruitt, S ..... Southern Miss
7. Quincy Wilson, RB ..... West Virginia

## 2005

1. Roddy White, WR (27th) ..... UAB
2. Jonathan Babineaux, DT ..... Iowa
3. Jordan Beck, LB ..... Cal-Poly/SLO

# DRAFT CHOICE BY YEAR

4. Chauncey Davis, DE.....Florida State
5. Michael Boley, LB.....Southern Miss
5. Frank Omiyale, T.....Tennessee Tech
6. DeAndra Cobb, RB.....Michigan State
7. Darrell Shropshire, DT.....South Carolina

## 2006

2. Jimmy Williams, CB (37th).....Virginia Tech
3. Jerious Norwood, RB.....Mississippi State
5. Quinn Ojinnaka, T.....Syracuse
6. Adam Jennings, WR.....Fresno State
7. D.J. Shockley, QB.....Georgia

## 2007

1. Jamaal Anderson, DE (8th).....Arkansas
2. Justin Blalock, OL.....Texas
4. Chris Houston, CB.....Arkansas
4. Laurent Robinson, WR.....Illinois State
5. Stephen Nicholas, LB.....South Florida
6. Martrez Milner, TE.....Georgia
7. Trey Lewis, S.....Washburn
7. David Irons, CB.....Auburn
7. Doug Datish, OL.....Ohio State
7. Daren Stone, S.....Maine
7. Jason Snelling, RB.....Virginia

## 2008

1. Matt Ryan, QB (3rd).....Boston College
1. Sam Baker, OT.....USC  
\*from Washington
2. Curtis Lofton, LB.....Oklahoma
3. Chevis Jackson, CB.....LSU
3. Harry Douglas, WR.....Louisville  
\*from Washington
3. Thomas DeCoud, S.....California
5. Robert James, LB.....Arizona State
5. Kroy Biermann, LB.....Montana  
\*from Washington
6. Thomas Brown, RB.....Georgia
7. Wilrey Fontenot, CB.....Arizona
7. Keith Zinger, TE.....LSU  
\*from Pittsburgh

## 2009

1. Peria Jerry, DT (24th).....Mississippi
2. William Moore, S.....Missouri
3. Christopher Owens, CB.....San Jose State
4. Lawrence Sidbury, DE.....Richmond
5. William Middleton, CB.....Furman  
\*from St. Louis
5. Garrett Reynolds, OT.....North Carolina  
\*from Dallas
6. Spencer Adkins, LB.....Miami (Fla.)  
\*from St. Louis
7. Vance Walker, DT.....Georgia Tech  
\*from Dallas

## 2010

1. Sean Weatherspoon, LB (19th).....Missouri
- 3a. Corey Peters, DT.....Kentucky
- 3b. Mike Johnson, OL.....Alabama
4. Joe Hawley, C.....UNLV
- 5a. Dominique Franks, CB.....Oklahoma
- 5b. Kerry Meier, WR.....Kansas
6. Shann Schillinger, S.....Montana

## 2011

1. Julio Jones, WR (6th).....Alabama  
\*from Cleveland
3. Akeem Dent, LB.....Georgia
5. Jacquizz Rodgers, RB.....Oregon State  
\*from St. Louis
6. Matt Boshier, P.....Miami (Fla.)
- 7a. Andrew Jackson, OL.....Fresno State  
\*from Detroit
- 7b. Cliff Matthews, DE.....South Carolina  
\*from New England

## 2012

2. Peter Konz, G/C.....Wisconsin
3. Lamar Holmes, T.....Southern Miss
- 5a. Bradie Ewing, FB.....Wisconsin
- 5b. Jonathan Massaquoi, DE.....Troy  
\*from Baltimore
6. Charles Mitchell, S.....Mississippi State
7. Travian Robertson, DT.....South Carolina

## 2013

1. Desmond Trufant, CB.....Washington
2. Robert Alford, CB.....Southeastern LA
- 4a. Mallichaiah Goodman.....Clemson
- 4b. Levine Toilolo, TE.....Stanford
- 5a. Stansly Maponga, DE.....TCU
- 7a. Kemal Ishmael, S.....UCF
- 7b. Zeke Motta, S.....Notre Dame
- 7c. Sean Renfree, QB.....Duke

## 2014

1. Jake Matthews, T.....Texas A&M
2. Ra'Shede Hageman, DE.....Minnesota
3. Dezmen Southward, S.....Wisconsin
- 4a. Devonta Freeman, RB.....Florida State
- 4b. Prince Shembo, LB.....Notre Dame
- 5a. Ricardo Allen, CB.....Purdue
- 5b. Marquis Spruill, LB.....Syracuse
- 7a. Yavin Smallwood, LB.....Connecticut
- 7b. Tyler Starr, LB.....South Dakota

# DRAFT CHOICE BY YEAR

## 2015

1. Vic Beasley, OLB ..... Clemson
2. Jalen Collins, CB ..... LSU
3. Tevin Coleman, RB ..... Indiana
4. Justin Hardy, WR ..... ECU
5. Grady Jarrett, DT ..... Clemson
- 7a. Jake Rodgers, T ..... EWU
- 7b. Akeem King, CB ..... San Jose St.

## 2016

1. Keanu Neal, S ..... Florida
2. Deion Jones, LB ..... LSU
3. Austin Hooper, TE ..... Stanford
4. De'Vondre Campbell, LB ..... Minnesota
6. Wes Schweitzer, OL San Jose St.
7. Devin Fuller, WR ..... UCLA

## 2017

1. Takkarist McKinley, DE ..... UCLA
3. Duke Riley, LB ..... LSU
4. Sean Harlow, G ..... Oregon St.
- 5a. Damontae Kazee, DB ..... San Diego St.
- 5b. Brian Hill, RB ..... Wyoming
- 5c. Eric Saubert, TE ..... Drake

## 2018

1. Calvin Ridley, WR ..... Alabama
2. Isaiah Oliver, CB ..... Colorado
3. Deadrin Senat, DT ..... South Florida
4. Ito Smith, RB ..... Southern Miss.
- 6a. Russell Gage, WR ..... LSU
- 6b. Foyesade Oluokun, LB ..... Yale

## 2019

- 1a. Chris Lindstrom, G ..... Boston College
- 1b. Kaleb McGary, T ..... Washington
- 4a. Kendall Sheffield, CB ..... Ohio State
- 4b. John Cominsky, DL ..... Charleston (W. Va.)
- 5a. Qadree Ollison, RB ..... Pittsburgh
- 5b. Jordan Miller, CB ..... Washington
6. Marcus Green, RB ..... Louisiana-Monroe

## 2020

1. AJ Terrell, CB ..... Clemson
2. Marlon Davidson, DL ..... Auburn
3. Matt Hennessy, C/G ..... Temple
- 4a. Mykal Walker, LB ..... Fresno State
- 4b. Jaylinn Hawkins, S ..... California
7. Sterling Hofrichter, P ..... Syracuse

## 2021

1. Kyle Pitts, TE ..... Florida
2. Richie Grant, S ..... Central Florida
3. Jalen Mayfield, OL ..... Michigan
- 4a. Darren Hall, CB ..... Fresno State
- 4b. Drew Dalman, OL ..... Stanford
- 5a. Ta'Quon Graham, DL ..... Texas
- 5b. Adetokunbo Ogundeji, OLB ..... Notre Dame
- 5c. Avery Williams, CB ..... Boise State
6. Frank Darby, WR ..... Arizona State

## 2022

1. Drake London, WR ..... USC
- 2a. Arnold Ebiketie, OLB ..... Penn State
- 2b. Troy Andersen, LB ..... Montana St.
- 3a. Desmond Ridder, QB ..... Cincinnati
- 3b. DeAngelo Malone, OLB ..... Western Kentucky
5. Tyler Allgeier, RB ..... BYU
- 6a. Justin Shaffer, OL ..... Georgia
- 6b. John FitzPatrick, TE ..... Georgia

## 2023

1. Bijan Robinson, RB ..... Texas
2. Matthew Bergeron, OL ..... Syracuse
3. Zach Harrison, DL ..... Ohio State
4. Clark Phillips III ..... Utah
- 7a. DeMarcco Hellams, DB ..... Alabama
- 7b. Jovaughn Gwyn, OL ..... South Carolina

## 2024

1. Michael Penix, QB ..... Washington
2. Ruke Orhoro, DL ..... Clemson
3. Bralen Trice, OLB ..... Washington
4. Brandon Dorlus, DL ..... Oregon
5. JD Bertrand, LB ..... Notre Dame
- 6a. Jace McClellan, RB ..... Alabama
- 6b. Casey Washington, WR ..... Illinois
- 6c. Zion Logue, DL ..... Georgia