



2024 CLEVELAND BROWNS

MEDIA GUIDE



BROWNS

2024 SEASON SCHEDULE

PRE-SEASON

AUG 10	GREEN BAY PACKERS	4:25 PM
AUG 17	MINNESOTA VIKINGS	4:25 PM
AUG 24	SEATTLE SEAHAWKS	10:00 PM

REGULAR SEASON

SEP 8	DALLAS COWBOYS	4:25 PM
SEP 15	JACKSONVILLE JAGUARS	1:00 PM
SEP 22	NEW YORK GIANTS	1:00 PM
SEP 29	LAS VEGAS RAIDERS	4:25 PM
OCT 6	WASHINGTON COMMANDERS	1:00 PM
OCT 13	PHILADELPHIA EAGLES	1:00 PM
OCT 20	CINCINNATI BENGALS	1:00 PM
OCT 27	BALTIMORE RAVENS	1:00 PM
NOV 3	LOS ANGELES CHARGERS	1:00 PM
BYE WEEK		
NOV 17	NEW ORLEANS SAINTS	1:00 PM
NOV 21	PITTSBURGH STEELERS	8:15 PM
DEC 2	DENVER BRONCOS	8:15 PM
DEC 8	PITTSBURGH STEELERS	1:00 PM
DEC 15	KANSAS CITY CHIEFS	1:00 PM
DEC 19	CINCINNATI BENGALS	8:15 PM
DEC 29	MIAMI DOLPHINS	8:20 PM
TBD	BALTIMORE RAVENS	TBD

HOME GAME AWAY GAME

INDEX

A

All-League Selections.....	265
Attendance All-Time.....	416-417
Assistant Coaches.....	294-295
Award Winners, NFL.....	262
Award Winners, Team.....	267

B

Biographies	
Coaching Staff.....	38-76
Draft Choices, 2024.....	226-231
Football Support Staff.....	98-100
Front Office.....	21-37
Player Personnel.....	77-101
Undrafted Free Agents.....	232-235
Veterans.....	115-225
Browns Give Back.....	5-16

C

Complex, Browns Training and Administration.....	472
Cleveland Browns Stadium.....	470-471

D

Directory, Browns Staff.....	18-20
Draft	
Choices, All-Time.....	296-311
Choices, by College.....	312
1999 Expansion.....	313

F

Free Agency, (1993-95, 1999-2024).....	313-315
Free Agents, "Plan B" (1989-92).....	315-316

H

Hall of Fame, Browns in.....	257-261
History, Browns.....	253-254

L

Legends, Cleveland Browns.....	256
Longest Plays, Browns History.....	428

N

Numbers	
Jersey, All-Time.....	283-293
Retired Uniform.....	255

O

Overtime, Browns in.....	334-335
--------------------------	---------

P

Prime Time, Browns on.....	336
----------------------------	-----

TEAM INFORMATION

CROSSCOUNTRY MORTGAGE CAMPUS

76 Lou Groza Boulevard
Berea, Ohio 44017
(440) 891-5000

CLEVELAND BROWNS STADIUM

100 Alfred Lerner Way
Cleveland, Ohio 44114
(440) 891-5001

Pro Bowl Selections

By Player.....	266
By Year.....	265

R

Ranking by Yards (Since 1971).....	333
------------------------------------	-----

Records

100-Yard Receiving Games.....	466-468
100-Yard Rushing Games.....	461-463
300-Yard Passing Games.....	464-465
Head Coaches.....	337
Individual.....	429-436
Opponents' Single-Game.....	449-450
Rookie.....	446-449
Team.....	436-446

Results

Opponents, All-Time, Game-by-Game.....	321-331
Opponents, All-Time, Overall.....	332
Playoff.....	420
Preseason, All-Time.....	338-342
Regular Season, All-Time.....	418-419
Year-by-Year.....	243-415

Ring of Honor.....	256
--------------------	-----

Rosters

All-Time.....	268-282
Alphabetical, 2024.....	113
Numerical, 2024.....	114

S

Shutouts, All-Time.....	337
Staff, Browns.....	102-111
Standings, 2023 NFL Final.....	237
Statistics, Final, 2023.....	238-239
Summaries, 2023 Week-by-Week.....	244-251

T

Team Information.....	3
-----------------------	---

Top 10

Career.....	422-424
Game Performances.....	427
Seasons.....	425-426
Trade History (1999-2023).....	316-320

Training Camp History.....	473
----------------------------	-----

Y

Year-by-Year Leaders.....	451-460
---------------------------	---------

CLEVELAND BROWNS TICKET OFFICE

100 Alfred Lerner Way
Cleveland, Ohio 44114
(440) 891-5050
(877) 746-8326 (toll free)

CLEVELAND BROWNS PRO SHOP

(440) 824-3427
(877) 746-8326 (toll free)

TICKET SALES

(440) 824-3434

COMMUNITY



BROWNS GIVE BACK 

THE CLEVELAND BROWNS
ARE COMMITTED
TO CHAMPIONING
YOUTH FOOTBALL,
EDUCATION AND
SOCIAL JUSTICE
IN OUR COMMUNITY AND
THROUGHOUT OHIO.

THE BROWNS HAVE A UNIFIED AND FOCUSED PHILANTHROPIC MISSION WITH “BROWNS GIVE BACK**” THAT EXTENDS THROUGHOUT NORTHEAST OHIO.**

Led by Dee and Jimmy Haslam, Whitney and JW Johnson, COO David Jenkins, EVP/GM Andrew Berry and Head Coach Kevin Stefanski, the entire Browns organization - coaches, players and front office members - are dedicated to creating meaningful impact in the communities in which we live and work by investing their time and resources under the **Browns Give Back** platform.

The target of these endeavors is devoted to three focus areas:
EDUCATION, YOUTH FOOTBALL and SOCIAL JUSTICE.

“The entire Browns organization recognizes the importance and accountability in giving back to the community that provides us with so much support on the field and beyond,” said **Managing and Principal Partners, Dee and Jimmy Haslam**. “Through our Browns Give Back initiative and the Cleveland Browns Foundation’s Stay in the Game! Network, we’re able to prioritize our efforts and create lasting impacts in the spaces of education, social justice and youth football throughout Northeast Ohio.”

The Browns’ emphasis on education and youth football advances their unwavering commitment to prioritize the well-being of children, who symbolize the future of our city. When the children of Northeast Ohio succeed and accomplish their goals it becomes a collective victory, for everyone in the area, including the Browns. The same goes for volunteerism, which is encouraged and amplified through First and Ten, not only locally but in the cities in which fans and teammates live.

@BROWNSGIVEBACK

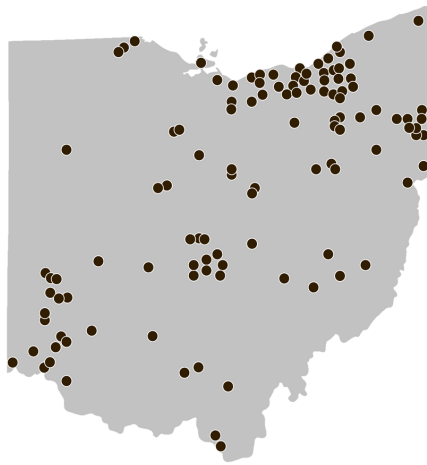
LEARN MORE AT CLEVELANDBROWNS.COM/BROWNSGIVEBACK



The Stay in the Game! Attendance Network works to campaign, connect and convene with experts and supporters to dramatically improve attendance for Ohio students. The Network was launched in 2019 by the Cleveland Browns Foundation, Ohio Department of Education and Workforce, and Harvard's Proving Ground, and is now managed by Battelle.

STAY IN THE GAME! WAS DESIGNED TO ENSURE:

- Every student feels seen, supported and valued in school
- Every family feels a sense of partnership with their school and district
- Every school has the knowledge, resources and best practices to remove non-academic barriers to attendance



For the 2024-25 school year, the Network will partner with

100+ school districts

to positively impact the lives of

385K+ students

QUICK FACTS

5.2%

During the 2022-2023 school year SITG! districts on average lowered their chronic absenteeism by 5.2% compared to 3.4% as a state.

10.9%

The Network significantly outperformed the state with 41% of SITG! districts lowering chronic absenteeism up to 10.9%

39

The Cleveland Browns Foundation visited 39 Stay in the Game! schools during the 2023 season to celebrate students with good school attendance.



KEEP LEARNING, EVERY DAY



The Cleveland Browns Foundation has invested over

\$3.7 Million

to support strong student attendance.



MENTORS



TRANSPORTATION



MENTAL HEALTH



TECHNOLOGY



CLOTHING



FAMILY ENGAGEMENT

STAYINTHEGAME.ORG | [@SITG_BROWNS](https://twitter.com/SITG_BROWNS)

The Cleveland Browns are committed to assisting in the development, safety and growth of youth and high school football throughout Northeast Ohio with year-round programming for players, coaches, officials and parents. Through camps, clinics and other initiatives, the Browns goal is to promote **healthy social, emotional, intellectual and physical development of youth by enhancing opportunities for youth football participation and education.**

CLEVELAND BROWNS FIELD PROJECTS



As part of the Browns' dedication to education, youth and high school football as well as Northeast Ohio, Dee and Jimmy Haslam, JW and Whitney Johnson and the Browns organization have helped install 15 high-quality synthetic turf fields in the past eight years at schools and community organizations throughout the region. While each field is lined to permit frequent use by various sports groups, including football, soccer, and more, one primary focus is to offer youth educational tools through these "outdoor classrooms," which allow opportunities to participate in extracurricular activities that support attendance, school engagement and overall personal growth. The site selection process prioritizes promoting equal access to beneficial educational resources to everyone throughout the community, no matter their race, gender or economic status.

The project launched in May 2016, when the Haslams and Browns made an unprecedented commitment in the NFL to new surfaces at five Cleveland Metropolitan School District (CMSD) schools over a two-year span. During the community impact project's planning stages, CMSD identified five locations that would create the most significant results throughout the city. This past spring marked the groundbreaking of Garfield Heights High School field in the Garfield Heights City Schools district, bringing the total to 15 fields since 2016.

Throughout the region, the new field installments have provided areas for physical education classes and local community members have also received additional access to the spaces, given many time limitations related to grass field maintenance have been eliminated with the implementation of synthetic turf.

The field projects also provided spaces for learning and afterschool activities, which is a pivotal for increased attendance. Through the Cleveland Browns Foundation's Stay in the Game Network! the organization is continuously looking for resources to help increase student attendance, and the field projects have contributed to that. The surfaces created as part of the field projects have also housed Browns youth football programming including flag, Rookie Tackle and 11-man play as well as the annual youth football camp programs with Browns Legends offered free to youth at each summer at each field project site.



HELMETS PROGRAM

HELMETS, presented by Meijer and in association with University Hospitals and Xenith, aims to advance player safety by awarding two eligible Ohio area high school football programs with \$25,000 in new Xenith football helmets. Since 2016, the Browns have donated nearly 3,700 helmets to youth and high school football programs throughout Northeast Ohio. As a prerequisite, programs must commit to enhancing player health and safety by enrolling in USA Football's medically endorsed Youth Football Certification course, which offers certification clinics to educate coaches about concussion recognition and response protocols, proper equipment fitting, shoulder tackling, heads up blocking, heat emergency preparedness and hydration and sudden cardiac arrest. The Browns most recently awarded 300 custom helmets to the Cleveland Muny Football League, Liberty High School and Brush High School throughout Northeast Ohio during 2023 season.



TO ENTER YOUR SCHOOL AND TO LEARN MORE, VISIT WWW.CLEVELANDBROWNS.COM/HELMETS

JR. BROWNS

As part of the Cleveland Browns' commitment to assisting the development, safety and growth of youth and high school football throughout Ohio, Jr. Browns NFL FLAG is the team's official youth football program committed to children 5-14 years (K-8th grade). It provides boys and girls opportunities to play in one of the NFL's largest organized non-contact football leagues.



TO REGISTER AND TO LEARN MORE, VISIT WWW.CLEVELANDBROWNS.COM/PLAYFOOTBALL

YOUTH FOOTBALL CAMPS

The Cleveland Browns Youth Football Camp Series, in partnership with University Hospitals, helps kids 2nd - 8th grade sharpen their skills as they work on all the basics, from passing and kicking to blocking and defense. Participants get the opportunity to be coached by local youth & high school coaches, participate in daily flag & tackle football competitions, challenges and experience once-in-a-lifetime activities! Two camp sessions in 2024 took place at CrossCountry Mortgage Campus, training facility of the Cleveland Browns, where the 2024 Browns Rookie class served as guest coaches on the first day of each camp. Additionally, 150 athletes received scholarships to the camps to ensure kids who wanted to play had the opportunity to.



LEGENDS CLINIC

With the new high-quality synthetic turf fields throughout Greater Cleveland, Akron, Lorain and Toledo, the Browns have helped create new opportunities to play football in the region. To further their support, the Browns in the summer of 2018 introduced the Cleveland Browns Legends Clinic. Through the program, nearly 5,650 kids have already had the opportunity to attend a free clinic where Browns alumni serve as Play Football Ambassadors while high school coaches offer up tips and hands-on instruction. LEGENDS Clinics, presented by Office Revolution and in association with University Hospitals, Cardinal Credit Union and Ohio CAT, hosts Browns Alumni and local high school football coaches who will offer tips and hands-on instruction, including lectures, fundamental football skills stations, contests and non-contact games in a high-energy, fun, and positive environment. This event is open to boys & girls ages 8-14 and is great for all athletes of all skill levels, whether they are new to the game or have been playing for years.



ROOKIE TACKLE



Launched in 2016, Rookie Tackle is a modified game to introduce tackle football to youth players. Designed by USA Football, the Rookie Tackle model is part of the Football Development Model, which serves as a bridge game from flag football to traditional 11-player tackle football.

In 2017, Rookie Tackle was implemented in Northeast Ohio and currently has 15 leagues competing.

Unlike traditional 11-player tackle, all players will have the opportunity to learn and play multiple positions. A 7-on-7 format allows for higher coach-to-player ratio leading to advanced player skill development. Another noticeable difference is the smaller field to fit the right age, right stage of the player.

In line with other sports' development models, Rookie Tackle offers young participants an opportunity to be introduced to or progressively learn more about football fundamentals, strategy and the game itself before advancing to full 11-on-11, 100-yard competition that is equivalent to the high school, collegiate and professional ranks.



LEARN MORE AT WWW.CLEVELANDBROWNS.COM/COMMUNITY/YOUTH-FOOTBALL/ROOKIE-TACKLE

OFFICIALS PATHWAY PROGRAM

As part of the partnership between the National Football League (NFL) and the National Federation of State High School Associations (NFHS) to help increase recognition and participation of high school football officials, the Cleveland Browns' nominated officiating crew was selected as the first ever NFL High School Football Officials 'Crew of the Year.' In continuing the efforts to increase participation and recognition of high school football officials, the Browns have also launched the "Officials Pathway Program" which supports, recognizes and promotes officials at all levels of the game.



HIGH SCHOOL GAME OF THE WEEK

The Cleveland Browns High School Game of the Week (HSGOTW) returns this fall for the 15th consecutive year, presented by Ohio CAT in association with ForeverLawn. Since the program began, more than eight million votes have been submitted for weekly matchups posted on ClevelandBrowns.com, making the Game of the Week page one of the most visited pages on ClevelandBrowns.com. Last year, Canton South High School Football Head Coach Matt Dennison was named the 2023 Cleveland Browns High School Coach of the Year. Through the program, \$24,000 was distributed to support multiple teams' programs' health and safety. In addition, we were proud to celebrate Glenville football as the first-ever CMSD school to win back-to-back state champions.



ADAPTED FOOTBALL LEAGUE



Established in 2011 as the first competitive adapted football program in Ohio, the Cleveland Browns Adapted Football League gives children and adults of all abilities the opportunity to participate in an organized, competitive and developmental sport that would otherwise be unavailable to them. The primary focus for each player includes (1) skill development, (2) social interaction and (3) physical exercise. The league is organized into two divisions, including one for players using wheelchairs. The Adapted Football League began its 14th season in June 2024, in partnership with Achievement Centers for Children and serves over 120 athletes each year.

VISIT WWW.ACHIEVEMENTCENTERS.ORG TO LEARN MORE, REGISTER OR VOLUNTEER

GIRLS HIGH SCHOOL FLAG FOOTBALL

The Browns and Northeast Ohio Flag Football (NEO Flag) launched the first-ever All-Girls High School Division in the state of Ohio in 2021. Together the Browns and NEO Flag have been working to elevate girls flag football to promote equality in sports offered at the high school level. Ultimately, the Browns aim to ensure Girls High School Flag Football becomes a sanctioned varsity sport under the Ohio High School Athletic Association. The league featured nine teams and more than 125 athletes during its first season and has grown to 51 teams and over 750 participants.

This year, the Browns hosted the first ever Girls High School Flag 'A New Era Summit' at Cleveland Browns Stadium, bringing together over 350 athletes and 40 coaches with the purpose of connecting young female athletes with potential career opportunities in sports. The 2024 Girls High School Flag Championship Tournament was also hosted this May at Cleveland Browns Stadium, with Head Coach Kevin Stefanski and Browns cornerbacks Greg Newsome II and Justin Hardee Sr. in attendance.

Girls flag football is gaining popularity in high schools and colleges throughout the country, and women's flag football is officially a National Association of Intercollegiate Athletics (NAIA) varsity sport - thanks to a two-year partnership between the NAIA, the National Football League (NFL) and Reigning Champs Experiences (RCX).



BROWNS GIVE BACK - VOLUNTEERING

Launched in 2014, the Cleveland Browns **First and Ten** campaign is the team's community program, designed to inspire fans to help their communities through volunteerism.



@BROWNSGIVEBACK

BROWNS GIVE BACK - VOLUNTEERING

The message of giving back to our communities begins in the building. In addition to the players' and fans' commitment to the **First and Ten** movement, Browns staff also log 10 or more hours of service each year.



VOLUNTEER AND MAKE AN IMPACT



@BROWNSGIVEBACK

Following the tragic death of George Floyd in 2020, and as protests spread from coast to coast and across the globe, Browns Executive Vice President of Football Operations and General Manager Andrew Berry on June 5 sent a passionate email to all Browns employees. Ultimately, it served as the inspiration for a call to action that now includes Browns fans through the team's #BeTheSolution campaign. Berry's email started with a message of empathy and sympathy to those who have struggled to focus on the day-to-day not only because of what was transpiring in the wake of Floyd's death, but also the tragedies involving Breonna Taylor, Ahmaud Arbery and other victims representing the African-American community. In his email, Berry encouraged staff to take one of three significant steps to educate themselves and/or make a donation to an organization committed to social equality initiatives. Berry's call to action encouraged the organization to be instruments for change and since its inception to the Cleveland Browns organization, programming has been put in place:



Bill Willis Coaching Fellowship: The Browns created the Bill Willis Coaching Fellowship in 2021 to provide opportunities for a rising minority coach with a focus on the offensive side of the ball. The Fellowship honors Bill Willis, who helped break the color barrier in the NFL and played for the Browns from 1946-1953. Ashton Grant, the first recipient of the team's Bill Willis Coaching Fellowship, earned a full-time role with the Browns as an offensive quality control coach in 2022 after two years as a fellow and is now the team's offensive assistant/quarterbacks coach. Israel Woolfork was the second recipient of the fellowship and recently was named the quarterbacks coach of the Arizona Cardinals. Nemo Washington joined the Browns in 2023 as the third recipient of the fellowship. In his role, he works closely with the running backs.

Build The Bridge: The Browns partnership with Build the Bridge through #BeTheSolution was established by Cleveland Heights coaches Mac Stephens and Kahari Hicks and Lorain Head Coach Damion Creel. Build the Bridge strives to create a coalition of coaches, players, parents, administration and community members to foster the success of student-athletes through social-emotional, educational, and athletic advancement. The program creates opportunities for all team members to build relationships and mutual respect between diverse communities, regardless of their race, class or creed.

Cleveland's Ali Summit Civil Rights Trail Marker: In September 2023, the Cleveland Browns and the Cleveland Restoration Society unveiled Cleveland's Ali Summit Civil Rights Trail Marker at Cleveland Browns Stadium's south plaza. The Ali Summit Civil Rights Trail marker is about the legendary meeting that took place on June 4, 1967, co-developed by Browns Legend Jim Brown with the Black Economic Union and a group of leading Black professional athletes - mainly Browns athletes - to support boxer Muhammad Ali, who repeatedly refused to serve in the United States military in Vietnam. The group played a pivotal role in shaping a new concept of Black liberation, emphasizing financial independence and providing job training to disadvantaged youth, at the Negro Industrial and Economic Union headquarters on Euclid Avenue in Cleveland, Ohio.

Cleveland Huddle: The Cleveland Huddle began in February 2021 in alignment with the team's Black History Month celebration and #BeTheSolution initiative to assist Black-owned restaurants while also providing food relief to individuals in need. To date, the program has served over 12 different restaurants and homeless shelters.

Cleveland Huddle Pathway: The Browns created the Cleveland Huddle Pathway program in 2024 to expose local high school students in the Stay in the Game! Network to the many career opportunities available in sports, aside from being an athlete. Students were invited to CrossCountry Mortgage Campus, given a tour of the Browns offices and training facilities, and learned about working in sports from a panel of front office staff.

Inspire Change Jim Brown Changemakers Award: As part of the NFL's 2022 Inspire Change Changemaker Awards, one of which is honored by each of the league's 32 teams, the Browns announced their accolade would be called the "Inspire Change Jim Brown Changemakers Award" to honor Pro Football Hall of Famer Jim Brown, who was a civil rights leader during and beyond his football career. Brandon Chrostowski, Cleveland Chef and Restaurateur who owns Browns social justice partner EDWINS Leadership and Restaurant Initiative, was the second-ever recipients of the award and received a \$10,000 contribution as part of the recognition, as well as tickets and travel accommodations to Super Bowl LVII in Arizona.

CL3 Alliance: In July of 2020, the Browns, Cleveland Cavaliers and Cleveland Guardians teamed up to form the CL3 Alliance, a social justice partnership focused on four pillars—education, law enforcement, voting, and community engagement. The Alliance has hosted 18+ Conversations for Change, encouraging dialogue between hundreds of youth and law enforcement officers. Head Coach Kevin Stefanski has also been influential in furthering the team's #BeTheSolution efforts through his Uniting Neighbors events. Through community-centric events, Stefanski has aimed to create meaningful engagement between Cleveland youth and Cleveland safety forces.

VISIT THE BROWNS' #BETHESOLUTION CAMPAIGN WEBSITE FOR MORE INFORMATION AND RESOURCES:

WWW.CLEVELANDBROWNS.COM/BETHESOLUTION



INSPIRE CHANGE



As part of the league's Inspire Change initiative, the Cleveland Browns stand in solidarity through their #BeTheSolution initiative with all the people across our community and country making the commitment, effort and sacrifice necessary to demand and work together towards positive change. Over the past five years, the organization has distributed over \$2.5 million in grants that impact aligned social justice initiatives. The Cleveland Browns organization is committed to becoming an instrument for change in the following areas:

1. Economic advancement through a focus on championing Black & minority-owned businesses and supporting the re-entry process.
2. Police and community relations.

EDWINS Leadership & Restaurant Institute: The Browns have invested in the areas of criminal justice reform as well as re-entry programs by annually supporting EDWINS Leadership & Restaurant Institute—including more than \$400,000 in grants since 2017. Founded in 2007, EDWINS Leadership & Restaurant Institute gives formerly incarcerated adults a foundation in the culinary and hospitality industry while providing a support network necessary to their long-term success. To date, less than one percent of EDWINS graduates have been reincarcerated. During the five years of the partnership, the Browns have helped fund Leadership Training, Expansion/Creation of both the Butcher Shop and Family Housing, in addition to helping fund curriculum that over 450,000 inmates have access to. In May, EDWINS partnered with the Cleveland Browns in support from the Cleveland Browns Foundation to announce the “Pathways to Ownership Program” which will empower business owners from disadvantaged backgrounds by leading them through a comprehensive six-week accelerator program toward establishing successful restaurant ventures. With \$300,000 secured and nearing the goal of \$500,000 for the program's first year, EDWINS is committed to fostering the development and achievement of all its participants.

JumpStart: In partnership with JumpStart, the Browns aim to help bridge resource gaps and accelerate economic outcomes for black and minority-owned small businesses throughout the City of Cleveland and Northeast Ohio. Since joining forces with JumpStart three years ago, the partnership has held four Small Business Impact Showcases—a demo-style competition where program participants use their knowledge and skills to present their pitch to a panel of judges for a chance to take home up to \$10,000 to grow their business. In addition, two Small Business Training Camps were hosted at Cleveland Browns Stadium where participants learned fundamentals of securing small business capital from industry leaders and business advisors, including keynotes, workshops, business networking and a four-minute pitch competition featuring Cleveland-based entrepreneurs vying for opportunity to take home cash prizes to grow their business. The partnership has resulted in over 25 minority and black-owned businesses experiencing growth in significant employment and revenue.

20th Anniversary Entrepreneur Showcase Event: In celebration of the 20th cohort class of JumpStart's Small Business Impact Program, 5 local entrepreneurs pitched their business growth plans in front of judges at the House of Blues in Cleveland. Originally launched in 2016, the Small Business Impact Program is a 12-week business intensive, helping entrepreneurs build skills, navigate challenges and grow. The program has graduated nearly 200 small business owners and deployed more than \$2.3 million in grants and loans. Owner of Unbar Café, Melissa Garrett, was awarded \$20,000 following her pitch presentation by Cleveland Browns Legend, Josh Cribbs, Browns' RB Nyheim Hines and QB Jameis Winston along with civic and county executives also in attendance.

In an effort to fully support the NAACP's Freedom Fund and their mission to ensure the political, educational, social, economic equality of rights of all persons and to eliminate race-based discrimination, the Browns have been avid contributors and sponsored the 2024 Cleveland NAACP Branch Freedom Fund Dinner hosted at Hotel Cleveland.

Legal Aid: To support individuals facing housing challenges or potential eviction, the team has funded a full-time position with Legal Aid through its partnership, encompassing \$240,000 in funding. Legal Aid, a free service for its beneficiaries, secures justice and resolves fundamental problems for those who are low-income and vulnerable by providing high-quality legal services.

MANAGEMENT

Dee Haslam Managing and Principal Partner
 Jimmy Haslam Managing and Principal Partner
 JW Johnson Executive Vice President, Partner
 Whitney Haslam-Johnson Managing Partner
 Andrew Berry Executive Vice President of Football Operations & General Manager
 Paul DePodesta Chief Strategy Officer
 David A. Jenkins Executive Vice President, Chief Operating Officer
 Peter John-Baptiste Chief Communications Officer
 Mike Nikolaus Chief Human Resources Officer
 Ted Tywang Chief Administrative Officer & General Counsel
 Gregory Rush Chief Financial Officer
 Phil Dangerfield Senior Vice President, Operations
 Brent Rossi Senior Vice President, Marketing & Media
 Erica Muhleman Senior Vice President, Corporate Partnerships
 Michele Powell Vice President, Stadium Operations & Event Development
 Dave Goessler Senior Financial Advisor
 Samantha Daugherty Director, Finance
 Katie Murphy Director, Managing Partner Operations
 Monica Lince Director, Business Operations
 Allison Likar Executive Assistant
 Brandon Long Coordinator, Executive Operations

COACHING

Kevin Stefanski Head Coach
 Bubba Ventrone Assistant Head Coach/
 Special Teams Coordinator
 Ken Dorsey Offensive Coordinator
 Jim Schwartz Defensive Coordinator
 Jeff Anderson Defensive Quality Control Coach
 Ephraim Banda Safeties Coach
 Stephen Bravo-Brown Assistant Special Teams Coach
 Callie Brownson Assistant Wide Receivers Coach
 Jacques Cesaire Defensive Line Coach
 Nick Charlton Offensive Assistant
 Josh Christovich Assistant Strength & Conditioning/Sports Science
 Andy Dickerson Offensive Line Coach
 Zach Dunn Defensive Assistant
 Monty Gibson Assistant Strength & Conditioning
 Ashton Grant Offensive Assistant/Quarterbacks Coach
 Riley Hecklinski Coordinator, Coaching Logistics
 Shaun Huls Director, High Performance
 Roy Istvan Assistant Offensive Line Coach
 Larry Jackson Director, Strength & Conditioning
 Dale Jones Assistant Strength & Conditioning
 Brandon Lynch Cornerbacks Coach
 Bill Musgrave Senior Offensive Assistant
 Chad O'Shea Pass Game Coordinator/Wide Receivers Coach
 Tommy Rees Tight Ends/Pass Game Specialist
 Kevin Rogers Senior Assistant/Special Projects
 Duce Staley Running Backs Coach
 Jason Tarver Linebackers Coach
 Ty Taylor Assistant Strength & Conditioning
 Jordan Thomas Assistant Defensive Line Coach
 Nemo Washington Bill Willis Diversity Coaching Fellow

FOOTBALL ADMINISTRATION

Glenn Cook Assistant GM & Vice President of Player Personnel
 Catherine Raiche Assistant GM & Vice President of Football Operations
 Chris Cooper Vice President, Football Administration
 Bob Quinn Senior Personnel/Coaching Executive
 Jimmy Raye Senior Executive Advisor to the GM
 Chris Polian Advisor to the GM
 John Frain Director, Security
 Abir Chaudhry Director, Team Logistics & Operations
 Tyler Hamblin Director of Football Operations
 Megan Rock Director, Personnel Operations
 Carson Walch Director, Player Development
 Taylor Young Director of Football Administration

Deb Kruszynski Manager, Travel and Compliance
 Wat Adair Coordinator, Team Logistics
 Anthony Fabiano Coordinator, Player Development
 Callum Mahoney Salary Cap & Contract Analyst
 R.J. Szabo Football Security
 Ashby Scott Football Security
 Alice Sullivan Pro Scout/Contract Analyst
 Jack Slatery Player Personnel Assistant

FOOTBALL INFORMATION SYSTEMS

Bradley DeAngelis Director, Football Information Systems
 Zach Zelinsky Manager, Football Information Systems
 Andrew Jackson Data Architect/System Developer
 Kevin Lewis Senior Software Developer,
 Football Information Systems
 Abigail Protin Software Developer,
 Football Information Systems
 Eli Gooch Junior Software Developer
 Michael Tran Junior Software Developer

TRAINING AND MEDICAL

Dustin Nabham Head of Athlete Health and Performance
 Joe Sheehan Senior Vice President,
 Player Health & Development
 Gordon Williams Assistant Athletic Trainer
 John Pfizenmayer Director of Rehabilitation
 Pat Rock Assistant Athletic Trainer
 Stefan Varner Assistant Athletic Trainer
 Maikee Migallos Assistant Athletic Trainer

PLAYER ENGAGEMENT

Ron Brewer Director, Player Engagement
 Sahaana Durgam Coordinator, Player Services

EQUIPMENT

Kory Gillissie Director, Equipment Operations
 Vincent Herzog Assistant Director, Equipment Operations
 Jim McLaughlin Assistant Equipment Manager
 Rebecca Zielinski Seamstress
 Bre Zook Equipment Assistant

NUTRITION

Katy Meassick Director, Performance Nutrition
 Kelsey Fahy-Barton Coordinator, Performance Nutrition

VIDEO

Rob Pavlas Video Director
 Ricky Palmer Assistant Video Director
 Nick Byford Video Assistant
 Adam Klepek Video Assistant

GROUNDS

Chris Powell Head Groundskeeper
 Neal Pate Stadium Field Manager
 Scott Springer Grounds Supervisor
 Russell Horn Assistant Groundskeeper
 Andrew Bossard Assistant Groundskeeper
 Shaun Card Assistant Groundskeeper
 Trystian Vecchio Assistant Groundskeeper

SCOUTING

Dan Saganey Director of Player Personnel
 Max Paulus Director of College Scouting
 Adam Al-Khayyal Director of Pro Scouting
 D'Qwell Jackson Pro Scout
 Greg Livingston Pro Scout
 Zach Ayers National Scout
 Chris Buford National Scout
 Kathleen Wood Scouting/Personnel Assessment & Development
 Josh Cox Area Scout
 Matt Donahoe Area Scout
 Shawn Heinlen Area Scout
 Josh Lucas Area Scout
 Gerald McCully Area Scout
 Cyrus Wolford Area Scout
 Dan Zegers Area Scout

STRATEGY & RESEARCH

Andrew Healy Vice President, Research & Strategy
 Ken Kovash Vice President, Player Personnel Process & Development

Dave Giuliani Vice President, Football Research & Strategy
 Nathan Sterken Lead Data Scientist
 Mike Cetta Director, Scouting Research
 Joy Tapajcik Director, Football Operations & Process
 Hunter Carson Football Operations Assistant
 Rishav Dutta Football Research Analyst
 Austin Grosel Football Research Analyst
 Brenan Latimer Football Research Analyst
 Dom Borsani Football Research Analyst
 Zach Wigmore Scouting Research Coordinator
 John Nussman NFS Scout
 Hajriz Aliu Scouting Assistant
 Will Black Scouting Assistant
 Ryan Conway Scouting Assistant
 Elisha Guidry Scouting Assistant
 Tyler Habursky Scouting Assistant
 Nick Henkel Scouting Assistant
 Sam Secrest Scouting Assistant
 Josh Temple Scouting Assistant

COMMUNICATIONS

Dan Murphy Director, Football Communications
 Jordyn White Director, Community & Corporate Communications
 Dominique Page Manager, Communications
 Victoria Guerra Coordinator, Communications

CLEVELAND BROWNS FOUNDATION

Renee Harvey Vice President,
 Cleveland Browns Foundation
 Lizzie Heidenreich Manager, Cleveland Browns Foundation
 Kylie Greenwell Coordinator,
 Cleveland Browns Foundation

FAN & BRAND DEVELOPMENT

Matt Papatheodorou Director, Marketing
 Corey Kinder Senior Manager, Affinity Marketing
 Eliana Levy Marketing Coordinator
 Nayeli Pozuelos Marketing Coordinator

CREATIVE SERVICES

Mark Podolak Creative Director
 Chris Modarelli Design Director
 Darren Zavarella Manager, Creative Services
 Kyle Gibson Graphic Designer

DIGITAL MEDIA

Andrew Gribble Director, Digital Media
 Leah Archual Senior Manager, Digital Media
 Brenan Betro Manager, Social Media
 Keely McKenzie Manager, Digital Design & Operations
 Lexi Ross Social Media Strategist
 Kelsey Russo Staff Writer/Content Creator
 Sabrina Grivas Coordinator, Website Design & Development
 Ryan Marks Coordinator, Digital Marketing
 Alexis Christie Coordinator, Social Media

CONTENT AND PRODUCTION

Ricky Soinski Director, Content & Production
 Jeff McDaniel Supervising Producer, Digital Video
 Lily Hammel Supervising Producer, Operations
 Matt Starkey Manager, Photography
 Konner Sanghera Production Manager
 Caroline Jordan Producer
 Justin Fela Producer
 Noah Stitt Associate Producer, Digital Video
 Vincenzo Bove Associate Producer, Digital Content
 Jordan McGrigg Associate Producer, Digital Video
 Nathan Zegura Senior Media Broadcaster
 Jason Gibbs Producer, Radio & Podcast

SCOREBOARD OPERATIONS

Kyle Millen Director, Scoreboard Operations
 Rich Hanchette Motion Graphic Artist
 Sean Olivier Producer, Scoreboard Operations
 Renee Arko Coordinator, Scoreboard Operations

FAN EXPERIENCE AND SPECIAL EVENTS

Danielle Lewis Senior Director, Fan Experience & Special Events
 Makenzie Fairfield Manager, Fan Experience & Special Events
 Jasha Keller Coordinator, Fan Experience & Special Events
 Joli Daninger Coordinator, Fan Experience & Special Events

COMMUNITY RELATIONS

Jenner Tekancic Vice President, Community Relations
 Hannah Lee Manager, Youth Football
 Drew Weeks Coordinator, Community Relations
 Brandon Moore Coordinator, Youth Football

ADMINISTRATION

Jess Brooks Manager, Human Resources
 Matt Srodek Director, Berea Facilities
 Chris Cola Coordinator, Berea Facilities
 Bryce Moran Coordinator, Berea Facilities
 Alex Thomas Coordinator, Shipping & Receiving

FINANCE

Laurie Rice Vice President, Finance
 Jenna Gaston Manager of Accounting
 Erica Hudec AP Coordinator

LEGAL

Marikka Pretz-Anderson Director, Legal Affairs
 Lydia Jules Legal Coordinator

INFORMATION TECHNOLOGY

Brandon Covert Vice President, Information Technology
 Jacob Williams Director, IT Operations
 Jud Covert Network Administrator
 Jeffrey Patton Network Manager
 Cory Blessing Support Services Manager
 Sean Kaye IT Support Specialist
 Jeremy Morton Cybersecurity Specialist
 Spencer Schlott Support Services Technician

BEREA SECURITY

Rick Poling Manager, Berea Security
 Bill Davis Berea Security Officer
 Andy Mull Berea Security Officer
 Andrew Mocsiran Berea Security Officer
 Jon Patterson Berea Security Officer
 Jay Lanzer Berea Security Officer

BUSINESS ANALYTICS

Joseph Moeller Vice President, Business Analytics
 Justin Curtis Director, Business Application
 Developer & Data Architecture
 Mark Smith Director, Sales and Marketing Systems
 Jack Gray Data Analyst, Ticketing

AROUND THE CITY

Aram Cannuscio Data Analyst, Marketing &
 Consumer Insights
 Colby Sherwood Systems Developer
 Rachel Huffman Data Analyst, Partnership Insights
 Thomas Zelazny Sales and Marketing Systems Coordinator
 Hannah Bercsik Business Intelligence Coordinator
 Jake Sekerak Junior Systems Developer

CORPORATE PARTNERSHIPS & ACTIVATION

Erica Muhleman Senior Vice President,
 Corporate Partnerships
 Sean Othen Vice President,
 Corporate Partnerships
 Tom Wyatt Senior Director, Corporate Partnerships
 Bridget Kakos Senior Director, Partnership Activation
 Shannon Fischer Director, Partnership Activation
 Cory Gilman Senior Manager, Partnership Activation
 Iman Warren Corporate Event Specialist
 Kenya Cason Manager, Partnership Activation
 Brynn Cooley Manager, Media Strategy & Sales
 Nick Deludos Manager, Corporate Partnership Strategy
 Colleen Oberle Manager, Corporate Partnerships
 Wendy Retzloff Manager, Partnership Activation
 Emma Ryan Manager, Partnership Activation

Matt Walker Manager, Partnership Activation
 Andrew Gaitan Coordinator, Corporate Partnerships
 Robbie Hamill Coordinator, Partnership Activation

SUITES SALES AND SERVICE

Sharon Smith Director, Premium Development & Suite Service

TICKET SALES & SERVICE

TICKET SALES

Austin Pavilack Director, Ticket Sales
 Katelyn Caniford Manager, Inside Sales

MEMBERSHIP SERVICES

Mike Judge Senior Director, Membership Development
 Paul Rini Manager, Membership Development
 Sydney Jascoe Membership Development Specialist
 Tyler Kime Membership Development Specialist
 Joe Masters Membership Development Specialist
 Justin Peck Membership Development Specialist
 Enzo Perfetto Membership Development Specialist
 Chris Scruggs Membership Development Specialist
 Devin Stith Membership Development Specialist
 Lauren Traczyk Membership Development Specialist
 Kai White Membership Development Specialist

TICKET OPERATIONS

David Lee Vice President, Ticket Operations
 Jason Decker Director, Ticket Operations
 Lexi Norton Manager, Ticket Operations
 Maddie Smith Coordinator, Ticket Operations

PREMIUM DEVELOPMENT

Miguel Pimentel Senior Manager, Premium Development
 Sam Grabinski Senior Manager, Premium Development
 Brian Gross Manager, Premium Development
 Jack Heidenthal Manager, Premium Development

STADIUM OPERATIONS & MAINTENANCE

STADIUM OPERATIONS

Maria Tofalo Director, Event Management
 Tyler Harbison Director, Stadium Operations
 Omar Jufko Director, Stadium Security
 Michael Good Manager, Stadium Operations
 Patrick Scanlon Director, Guest Services
 Anthony Baldwin Coordinator, Logistics & Special Events
 Chris Justik Coordinator, Stadium Operations
 Clete Diener Coordinator, Stadium Operations
 Hanna Ponti Coordinator, Guest Services

MAINTENANCE

Sean Barrett Director, Stadium Facilities
 David Groves Engineer (Plumber)
 Solomon Lewis Painter
 Dennis Miller Carpenter
 Jerry Ray Engineer
 Aerial Rodriguez Garcia HVAC Technician
 Erik Semall Engineer (Electrician)
 Joshua Shur Engineer (HVAC)



DEE AND JIMMY HASLAM

MANAGING AND PRINCIPAL PARTNERS



SCHOOL UNIVERSITY OF TENNESSEE | HOMETOWN KNOXVILLE, TENN. | NFL EXPERIENCE 14TH YEAR | BROWNS EXPERIENCE 13TH YEAR

Dee and Jimmy Haslam are committed to restoring championship football in Cleveland. To best position the team for success, the Haslams have consistently invested in the organization and its facilities to provide the best resources available while working diligently and responsibly in partnership with the City of Cleveland and the City of Berea.

The Haslams have created three primary focus areas to set the team's culture in Cleveland and help direct all important processes and decisions for the organization. The club's standard is centered on providing a consistently winning team on the football field, taking exceptional care of the team's fans by providing a premier experience throughout the year and striving to make a positive impact in the Northeast Ohio community with an emphasis on education, youth football, and social justice.

In addition to the Browns, Dee and Jimmy also serve as the CEO and Chairman of the Haslam Sports Group (HSG). After the family acquired the Columbus Crew in 2019, they formed the Haslam Sports Group (HSG). In 2023, the family secured a controlling interest in the Milwaukee Bucks, as the NBA Board of Governors approved an HSG ownership share purchase, giving the family-run conglomerate ownership stakes in three of the five major North American professional sports leagues. The Bucks investment also includes control and operation of Fiserv Forum; the Froedtert and the Medical College of Wisconsin Sports Science Center; the team's training center; the Wisconsin Herd, the Bucks G League affiliate; and Bucks Gaming, the team's 2K League affiliate.

HSG's mission is to engage and unite communities through premier sports and entertainment experiences. It strives to create world-class organizations that achieve sustainable success, but also redefine the fan experience, and give back to their region while serving as stewards of true community assets. HSG's current portfolio includes the Cleveland Browns, operating rights to the Columbus Crew, a controlling interest in the Milwaukee Bucks, and current investments in Misfits Gaming Group, StatusPro, Jackpot.com, Lyte, Cast Iron Media, Wicket, ChargeFUZE, WNBA, ManCan and Courtside VC.

MAKING A DIFFERENCE

The Haslam Family is committed to helping children and families reach their full potential by removing barriers and providing equal access to quality education and community resources. They are committed to creating measurable, sustainable and meaningful positive change in these areas.

The Haslams are deeply immersed in supporting programs for youth that improve chances for academic success and motivate children to go to school. They have also focused on renovating football and soccer fields throughout Northeast Ohio, Columbus and Knoxville. These community assets are used for sports and recreational programs that keep children and families active, engaged, and inspired.

The Haslams have refurbished many Cleveland public schools' athletic fields and installed 14 high-quality synthetic turf fields across Northeast Ohio. The efforts have also been focused in Knoxville, providing funding to transform 13 fields at area high schools. As part of the Crew's year-round efforts to grow participation in the game of soccer and impact youth education, the Club's mini-pitch initiative now encompasses six locations.

"We are committed to creating opportunities for our youth so that they can reach their full potential, and getting to school every day and staying engaged sets the foundation for their success and the future of our state," said Dee Haslam. "Through the Stay in the Game! Attendance Network and our installation of youth soccer and football fields in Ohio and Tennessee, we want to help students and districts access the resources they need to excel in the classroom and beyond."

Launched in 2019 to increase attendance in the state, the Stay in the Game! Attendance Network—a partnership between the Cleveland Browns Foundation, Columbus Crew, the Ohio Department of Education and Workforce, and Harvard University's Proving Ground—formed collaborations with districts and schools to provide resources created by industry experts to address chronic absenteeism. This past May, Battelle, the Ohio-based, science and technology company became a partner and the network host for

The Stay in the Game! Attendance Network which now services 92 partner school districts and almost 350,000 students in Ohio through their collective effort to positively impact attendance and engage students.

Aligned with that focus, the Haslam 3 Foundation donated \$4.5 million to education-based programs that give school-aged children more access to three arts organizations in Cleveland: Playhouse Square, the Rock and Roll Hall of Fame and the Cleveland Orchestra.

The Haslam 3 Foundation has also recently made a \$2 million leadership gift to the United Way of Greater Cleveland and another \$2 million donation to the Pelotonia for cancer research with \$1.5 million specifically directed towards Chronic Lymphocytic Leukemia (CLL) research.

In 2023, the Haslams established the new University Hospitals Haslam Sports Innovation Center because the health and well-being of the athletes and the communities in which they live and work are of the utmost importance to them. The Haslams know it is a unique opportunity to invest in sports medicine, creating new technologies and innovations to improve performance and contribute to the future of sport while helping to create healthier athletes.

Dee and Jimmy also launched the Haslam Sports Group Diversity and Opportunity Fellowship in 2021. Designed to improve the pipeline of diverse future sports industry leaders, the year-long sports business fellowship provides a unique, immersive opportunity to recent college graduates at the Columbus Crew and Cleveland Browns.

Dee and Jimmy have led the Browns' efforts and impact in the social justice space. The Browns have hosted three social justice summits: two that brought together the Cleveland Police Department with Cleveland Metropolitan School District high school students to create a forum for open and honest dialogue about social injustice and another that brought community and civic leaders to the Browns facility to engage players and the entire organization. Since 2022, the Browns, through their social justice efforts, have supported minority and black-owned businesses through a partnership with Jumpstart, a Northeast Ohio-based, nationally recognized venture development organization providing capital, services, and connections to help entrepreneurs grow and corporations innovate.

Dee and Jimmy have received several honors for promoting diversity and inclusion. Jimmy was honored by the Cleveland branch of the NAACP at its 105th Anniversary Celebration Freedom Fund Dinner, and the Haslams received their first award as members of the NFL in 2014 when they were recognized by the Fritz Pollard Alliance with the Paul' Tank" Younger Award for promoting diversity within NFL front offices.

The Haslams also worked strategically and passionately to bring the 2021 NFL Draft to Cleveland, knowing the impact it could have on the community to host such a signature event. Dee and Jimmy Haslam were presented with the Maltz Heritage Award, recognizing their transformational leadership, civic engagement and philanthropic contributions in Northeast Ohio.

The Haslams also have always been committed to the Knoxville community and are dedicated to positively impacting the region. In 2020, The Haslam family donated \$35 million to Knoxville's Lakeshore Park to improve baseball fields, soccer fields, and other amenities outlined in the park's master plan. "Green open spaces are vital for our children and adults alike, and conservation of spaces like Lakeshore is necessary to preserve the beauty and natural resources of this area," Dee conveyed. Dee and Jimmy helped co-found the Haslam Scholars Program in 2008. The program offers unique, in-depth academic enrichment for top students at the University of Tennessee. In December 2019, the Haslams helped open the doors to the Haslam-Sansom Ministry Complex in the Lonsdale community of Knoxville, Tenn. The \$8 million privately funded project by the Haslam and Sansom families consists of 30,000 square feet and includes two fields, which can be used for soccer or football,



a gymnasium with two full-sized basketball courts, a chapel, a community room, and a medical clinic. It was built for the Emerald Youth Foundation, and the complex will serve more than 1,400 young people within Emerald and help hundreds of families in the underserved Lonsdale neighborhood.

COLUMBUS CREW

In January 2019, the Haslams expanded their sports interests and investments when they reached an agreement with Major League Soccer to operate the Columbus Crew. After only two seasons as investor-operators, the club captured MLS Cup 2020, their second championship in league history. In 2023, the Crew brought the second championship to the Haslam Family when they captured another MLS Cup, their third overall, with a 2-1 victory over LAFC. The Crew opened their newly constructed downtown Columbus stadium, Lower.com Field, in July of 2021. Designed to complement the city of Columbus' modern, dynamic, and diverse characteristics, Lower.com Field anchors a mixed-use development neighborhood called Astor Park. The club also completed construction of a world-class training facility named the Ohio Health Performance Center in June 2021. Dee was named to MLS's Board of Governors.

AWAY FROM PROFESSIONAL SPORTS

A native of Knoxville, Jimmy began his career at Pilot Corporation in 1976. In 1980, he was named vice president of sales, development, and operations. He grew Pilot to be the largest travel center company in the US, from 96 travel centers in 1996 to over 800 fueling locations in 2023, selling ~14bn gallons of fuel a year and ~\$3bn in food and merchandise. Jimmy Haslam became CEO in 1996 and, later, chairman of the board for Pilot Company from 2020-2023. Jimmy led the Company through a series of transformational milestones that strengthened its capabilities, and Pilot became the 5th largest private Company in the US with \$3.2bn EBITDA in 2022 (17% CAGR). These milestones included the merger of Pilot with Flying J and transactions with Marathon Ashland Petroleum, Williams, Speedway, Mr. Fuel, and Speedway-Wilco, which grew the Company's network and established Pilot Flying J as an industry leader. In January 2024, Pilot Corporation sold to Berkshire Hathaway.

Jimmy's civic involvement includes service on the board of directors of Anderson Media Corporation, the American Federation for Children (AFC), and the PREP Public Schools Board. Having served on many community boards, Jimmy now focuses on School Choice and quality education choices, as well as



his passion for the Haslam College of Business and Haslam Scholars at the University of Tennessee. To help further advance the NFL, Jimmy is a member of the league's business ventures, media, and Hall of Fame committees and chairs the investment committee.

Dee, an Emmy-nominated TV producer, was the executive producer and CEO of RIVR Media Companies. Since launching RIVR Media in 1999, Dee has been the executive producer for groundbreaking series such as "Trading Spaces," "Whale Wars," "World Series of Poker," "Renovation Realities," "Fat Guys in the Woods" and "Escaping Polygamy." RIVR was named a Realscreen's Global 100 TV production company. In June 2012, Dee started Nest Features, an independent film company producing films in and about the American South. Prior to RIVR's launch, she worked in various production roles with Bagwell Communications and Cinetel Productions. Dee transitioned from her role as CEO at RIVR Media in early 2018 to devote more of her time to Cleveland but remains a partner and executive producer.

Dee's professional association memberships include the Academy of Television Arts and Sciences, In Counsel with Women, Women in Cable Telecommunications, International Women's Forum, C200, and the Society of International Business Fellows.

Dee is also committed to the betterment of the Columbus, Northeast Ohio, and Knoxville communities through her active involvement as a member of the board of directors of the Greater Columbus Partnership; Greater Cleveland Partnership; the United Way of Greater Cleveland (Executive Council); University Hospitals Systems; the Cleveland Orchestra; and the Rock & Roll Hall of Fame. She also serves on the boards of the University of Tennessee Haslam College of Business; the Emerald Youth Foundation;

State Collaborative on Reforming Education (SCORE) in Tennessee; and is the acting chair of Lakeshore Park. Dee also serves on the NFL social justice working group and legislative and conduct committees.

In May 2017, Governor Jeb Bush appointed Dee to ExcelinEd's Board of Directors. This foundation has become a national leader in the education reform movement. Dee was also awarded an honorary doctorate after delivering the commencement speech at Baldwin Wallace University.

The Haslams have three adult children and six grandchildren.



HASLAM'S - UNIVERSITY HOSPITALS DONATION

In November of 2023, Dee and Jimmy Haslam donated \$20 million to establish the University Hospitals Haslam Sports Innovation Center, which will primarily focus on research and technology in the field of sports medicine, with the end goal of increasing performance and injury reduction. The center will be led by James E. Voos, MD, who currently serves as chair of the University Hospitals Department of Orthopedic Surgery. Voos is known for his work in medical tech, including his award-winning research product on wearable technology and its role in return-to-play assessments following ACL surgery.

COMMUNITY
STAFF
PLAYERS
2023 SEASON
HISTORY
RECORDS
GAME DAY



JW JOHNSON

EXECUTIVE VICE PRESIDENT, PARTNER



SCHOOL UNIVERSITY OF MISSISSIPPI | HOMETOWN NEW YORK, N.Y. | NFL EXPERIENCE 7TH YEAR | BROWNS EXPERIENCE 7TH YEAR

James Wood “JW” Johnson III is the President and a Partner of the Haslam Sports Group (HSG). Johnson helps lead the strategic direction of the organization’s business side, particularly focused on media, marketing, partnerships, fan experience, and digital content. HSG owns and operates the Cleveland Browns, Major League Soccer’s Columbus Crew SC, and the Milwaukee Bucks.

In addition to his role on the business side with the Browns, Johnson served as a head coach and general manager search committee member that identified Kevin Stefanski and Andrew Berry to lead the organization in their respective areas in January 2020. He was also one of the Browns’ primary advocates, along with ownership and other team executives, in bringing the NFL Draft to Northeast Ohio in 2021. On May 22, 2019, Commissioner Roger Goodell and the NFL announced that Cleveland would host the 2021 NFL Draft in partnership with the City of Cleveland, Greater Cleveland Sports Commission, and Destination Cleveland.

In 2023, the NBA Board of Governors approved an HSG ownership share purchase of the Bucks, giving the family-run conglomerate ownership stakes in three of the five major North American professional sports leagues.

HSG was formed in 2019, shortly after JW, his wife Whitney, Dee and Jimmy Haslam, and other Haslam family members expanded their sports interests and investments when they reached an agreement with Major League Soccer to operate the Columbus Crew. The Haslams, Johnsons, and partner Dr. Pete Edwards direct the organization’s long-term strategies and day-to-day functions. After only two seasons as investor-operators, the club captured the MLS Cup in 2020, their second championship in league history. In 2023, the Crew brought the second championship to HSG when they captured another MLS Cup, their third overall, with a 2-1 victory over LAFC. Less than two years after breaking ground, the Crew opened their newly constructed downtown Columbus stadium, Lower.com Field, in July of 2021. Designed to complement the city of Columbus’ modern, dynamic, and diverse characteristics, Lower.com Field will anchor a mixed-use development neighborhood called Astor Park. The

club also completed the construction of a world-class training facility named the Ohio Health Performance Center in June 2021.

HSG’s current portfolio includes the Cleveland Browns, operating rights to the Columbus Crew, a controlling interest in the Milwaukee Bucks and current investments in Misfits Gaming Group, StatusPro, Jackpot.com, Lyte, Cast Iron Media, Wicket, ChargeFUZE, WNBA, ManCan and Courtside VC.

Johnson’s professional background includes 15 years at CBS Sports, three years with RIVR media, and in 2013, he created 3 Sons Media, a creative agency and full-service production and post-production company based in Nashville, Tenn. The company has worked with the NFL, NIKE, ESPN, and NASCAR brands. 3 Sons created all the in-game video content for the Tennessee Titans in 2016 and helped produce the Browns’ in-game content for several seasons.

While with CBS Sports (1994-09), Johnson was an Emmy award-winning associate producer and associate director. He covered some of the most significant sporting events in the world, such as the Masters, Super Bowl, and Final Four.


Johnson has a bachelor’s degree in broadcast journalism and communications from the University of Mississippi in Oxford. He currently serves on the board of directors for the Cleveland Browns Foundation and chairs the foundation’s fundraising committee. He is also a board member for Destination Cleveland and was named to the UH Haslam Sports Innovation Advisory Panel.

He and his wife, Whitney, have three sons: Hank, Ross, and Max.



WHITNEY HASLAM JOHNSON

PARTNER



SCHOOL UNIVERSITY OF GEORGIA | HOMETOWN KNOXVILLE, TENN. | NFL EXPERIENCE 5TH YEAR | BROWNS EXPERIENCE 5TH YEAR

Whitney Haslam Johnson is Managing Partner of Haslam Sports Group (HSG). Whitney's vision and direction helps lead the family-run business, utilizing her expertise in communications, marketing, brand, fan and team member experiences to influence every major decision related to the organizational ethos of win-fan-community.

HSG explores various investment opportunities within the sports and entertainment industries. HSG's current portfolio includes ownership of the Cleveland Browns, 2023 and 2020 MLS Cup Champion Columbus Crew, a controlling interest in the Milwaukee Bucks, and an investment in the WNBA. The Bucks investment also includes control and operation of Fiserv Forum; the Froedtert and the Medical College of Wisconsin Sports Science Center, the team's training center, the Wisconsin Herd, the Bucks G League affiliate; and Bucks Gaming, the team's 2K League affiliate.

Whitney was Chief Experience Officer for Pilot Flying J from 2019-2024 and served on their Board of Directors. She was responsible for elevating the company's guest and team member experience by working with multiple departments across the company to ensure ongoing refinement of its brand image. From marketing and communications to modernizing facilities and implementing new technologies and innovative programs, she focused on improving guest experiences to ensure that loyalty and satisfaction were the primary emphasis for every Pilot Flying J interaction.

Whitney's career at Pilot Flying J started as a category manager and creative services manager in 2005 and she worked in various roles before she was named Chief Experience Officer. Whitney's contributions were instrumental in further establishing Pilot Flying J as one of the most dynamic and recognizable brands across North America. Whitney began her career at Marriott International Hotels where she was an assistant controller from 2001-03. Whitney graduated with a finance degree from the University of Georgia in 2001.

Whitney led the Southeast fundraising efforts for the 2004 Bush-Cheney re-election campaign. She has served on the board of directors for the Knoxville Museum of Art and Second Harvest Food Bank of East Tennessee, as well as on committees for the United Way of Greater Knoxville. Currently, she is on the board of University of School in Cleveland, Ohio and serves on strategic committees for University Hospitals. Sports Business Journal named Whitney a "Game Changer" in 2018.

Whitney and her husband JW have three boys, Hank, Ross and Max and reside in Shaker Heights, Ohio.

COLUMBUS CREW

Founded in 1996 as one of the founding members of Major League Soccer (MLS), the Columbus Crew have proven both on and off the field to be a premier organization in the league. The Crew have won three MLS Cups and are the current defending champions of the MLS. In 2019 after Columbus nearly lost the team, the Haslam Family stepped forward to purchase the team and keep them in Columbus. Since purchasing the Crew, they have built a new home stadium at Lower.com field, where the Crew were crowned MLS Cup Champions. The Haslams also invested in an overhaul of the practice facility with the creation of the state-of-the-art OhioHealth Performance Center



ANDREW BERRY

EXECUTIVE VICE PRESIDENT OF FOOTBALL OPERATIONS AND GENERAL MANAGER



SCHOOL HARVARD UNIVERSITY | HOMETOWN BEL AIR, MD. | NFL EXPERIENCE 16TH YEAR | BROWNS EXPERIENCE 8TH YEAR

Andrew Berry was named the Browns Executive Vice President of Football Operations and General Manager on Jan. 28, 2020. Berry re-joined the Browns staff after serving as Vice President of Player Personnel from 2016-18.

During his four seasons as Executive Vice President of Football Operations and General Manager, Berry has helped build rosters that have accounted for two 11-win seasons and two playoff appearances. Since 2020, the Browns are 37-30 (.552), the highest-winning percentage for the team over a four-year stretch since 1986-89.

In 2023, the Browns had seven players selected to the Pro Bowl, the club's most since sending eight in 1988. During his tenure, Berry has inked five of those Pro Bowl players (G Joel Bitonio, DE Myles Garrett, TE David Njoku, G Wyatt Teller and CB Denzel Ward) to contract extensions, while WR Amari Cooper was acquired via trade and LB Jeremiah Owusu-Koramoah was a second-round draft pick in 2021. In total, the Browns have had 19 Pro Bowl selections since 2020, the most by the team over a four-year stretch since 1987-90 (21).

In his first season at the helm, Berry shaped a roster that helped the team to their first playoff appearance since 2002 and first playoff victory in 26 years. Berry used an aggressive approach to improve the roster during his first offseason, including inking Garrett to a five-year contract extension and signing unrestricted free agent RT Jack Conklin. Both Garrett and Conklin went on to earn first-team All-Pro honors in 2020, while Bitonio and Teller were each second team selections. Berry also drafted offensive tackle Jedrick Wills in the first round of the 2020 NFL Draft, who made a successful transition from right tackle to left and earned All-Rookie Team Honors from the Pro Football Writers of America.

Prior to the 2021 season, the Browns signed RB Nick Chubb to a three-contract extension. Chubb, a four-time Pro Bowler, has finished second in the NFL in rushing yards twice (2019 and 2021) and third once (2022). During the season, the Browns inked Bitonio and Teller to contract extensions. Bitonio, a six-time Pro Bowl selection and five-time All-Pro honoree, and

Teller, a three-time Pro Bowler and two-time All-Pro honoree, were both signed through the 2025 season. During the 2021 NFL Draft, the Browns selected CB Greg Newsome and Owusu-Koramoah with their first two picks. Both players were named to the PFWA's 2021 NFL All-Rookie team.

Berry helped re-shape the Browns offense with two trades during the 2022 offseason. The team acquired five-time Pro Bowler Cooper and three-time Pro Bowl QB Deshaun Watson. The team also signed three-time Pro Bowler Ward and one-time Pro Bowler Njoku to contract extensions prior to the 2022 season.

Despite the club being ravaged by injuries in 2023, including season-ending injuries to Chubb, Conklin and Watson, the team was able to win 11 regular season games. The Browns became the seventh team in the Super Bowl era (1966) to earn at least one win with four different starting quarterbacks in the same season. Watson finished the season 5-1 as a starter and QB Joe Flacco went 4-1 as a starter. Flacco, who was first signed to the Browns roster on Dec. 2, was named the NFL Comeback Player of the Year. Defensively, Berry assembled a roster that went on to lead the NFL in several categories including total defense (270.2 yards per game), passing defense (164.7 yards per game), third down percentage (67-of-230 for 29.1 percent) and first downs allowed (253). The team's 270.2 net yards allowed per game were the fewest allowed in the NFL since the 2014 Seahawks (267.1) and the fewest allowed by a Browns team since 1957. The Browns also set a franchise record for sacks in a season with 48.

In his first stint with the Browns, Berry first worked under Executive Vice President of Football Operations Sashi Brown followed by General Manager John Dorsey. He helped lead all talent evaluation efforts for the club, including college prospects and NFL free agents. He also helped in overseeing the club's scouting department and worked closely with other high-ranking members of the front office.

During Berry's first three drafts with the Browns, the team selected at least one future Pro Bowler every year: LB Joe Schobert (fourth round, 2016), Garrett (first round, 2017), Njoku (first round, 2017), Ward

COMMUNITY
STAFF
PLAYERS
2023 SEASON
HISTORY
RECORDS
GAME DAY

(first round, 2018) and Chubb (second round, 2018).

In between his stints with the Browns, Berry served as the Vice President of Football Operations with the Philadelphia Eagles in 2019. In his one draft with the Eagles, Philadelphia used a second-round pick on RB Miles Sanders, who went on to lead all NFL rookies in scrimmage yards with 1,327 and set an Eagles rookie rushing record with 818 yards.

Berry also spent seven seasons (2009-15) in the Indianapolis Colts front office, including his final four as pro scouting coordinator. He started with the Colts in 2009 as a scouting assistant and was promoted to pro scout in 2011 before being elevated to pro scouting coordinator in 2012. During his time in Indianapolis, the Colts won four AFC South titles, made five postseason appearances and advanced to Super Bowl XLIV. From 2009-15, Indianapolis won 67 games, the sixth-most in the NFL during that span.

In the Colts' front office, Berry managed the free agency process, scouted upcoming opponents and evaluated NFL players and players from other professional leagues. He also assisted with college scouting, preparation for the NFL draft and participated in contract negotiations during free agency.

Berry graduated cum laude from Harvard University with a bachelor's degree in economics and a master's degree in computer science in four years. While at Harvard, he was a four-year starter as a cornerback and was a three-time All-Ivy League team selection and an All-America honoree. He totaled 125 career tackles and five interceptions playing for the Crimson.

Berry was one of five finalists for the John Wooden Citizenship Cup, which is awarded to the nation's highest-achieving student-athlete who best displays character, teamwork and citizenship. He was a finalist for the Draddy Trophy as the national scholar-athlete of the year and was named the 2009 Football Championship Subdivision Athletic Director Association Scholar-Athlete of the Year.

In June 2020, Berry sparked the #BeTheSolution campaign to emphasize education and encourage others to implement action for ending social and racial injustice practices. Berry created the challenge internally with an email to the Browns organization and donated \$8,460 to the NAACP Legal Defense Fund for efforts after at least 50 employees completed one of the following in honor of George Floyd, Breonna Taylor, Ahmaud Arbery and many more who tragically lost their lives: 1. Spend at least 8 minutes and 46 seconds (in honor of Floyd) on one of a number of educational or dialogue items provided in the email and submit a short written or video reflection on what they learned or will do moving forward. 2. Sign up for any social activism initiative. 3. Donate anything to a social activism cause. The Haslam family pledged to match every dollar raised and contributed to the organizations of employees' choice to a social justice nonprofit. The Browns staff raised more than \$185,000 in a two-week span for 14 different charities. Berry later invited fans, players and members of the media to join in the fight to #BeTheSolution.

In 2022, the Browns received the inaugural John B. Wooten Award by the Fritz Pollard Alliance. The award honors NFL teams that embody workplace diversity, equity and inclusion across the hierarchy. The Browns have filled their business and football operations departments with multiple fellowships and minority hires that have helped the organization grow. Among the several diverse hires Berry has made was Kwesi Adofo-Mensah, who served as Vice President of Football Operations from 2020-21, until he was hired as the General Manager for the Minnesota Vikings in 2022. The Browns also hired Catherine Raiche as Assistant General Manager and Vice President of Football Operations, the highest-ranking female football executive in the NFL.

Berry and his wife Brittan have two boys, Zion and Kairo and a girl, Eden Ruth.



PAUL DEPODESTA

CHIEF STRATEGY OFFICER



SCHOOL HARVARD UNIVERSITY | HOMETOWN ALEXANDRIA, VA. | NFL EXPERIENCE 9TH YEAR | BROWNS EXPERIENCE 9TH YEAR

Paul DePodesta was named the Browns' Chief Strategy Officer on January 5, 2016. DePodesta came to Cleveland after spending 20 seasons in Major League Baseball. During his time in MLB, DePodesta was the only executive in the league to win divisional titles with five different organizations.

Prior to the 2020 season, DePodesta led the processes for the Browns' search of head coach and general manager candidates. Through a thorough and strategic information gathering process that was inclusive of many members at various levels of the organization, DePodesta helped the Browns land Executive Vice President of Football Operations and General Manager Andrew Berry and Head Coach Kevin Stefanski. The pair have led the team to two postseason appearances and two 11-win seasons. Stefanski won the Associated Press NFL Coach of the Year in 2020 and 2023.

DePodesta is tasked with implementing systems and processes to strengthen the Browns organization. In this role, he works closely with Berry, Stefanski and members of the player development and research departments to optimize all organizational decision-making efforts.

DePodesta joined the Browns from the New York Mets, where he served as the vice president of player development and amateur scouting for five seasons (2011-15). In his time in New York, DePodesta was part of a front office that took the Mets from a 79-83 record and fourth-place divisional finish in 2010 to a Divisional title, National League Championship and World Series appearance in 2015.

Prior to the Mets, DePodesta spent five seasons (2006-10) with the San Diego Padres, first as a special assistant for baseball operations and then executive vice president. Before San Diego, he served as the General Manager for the Los Angeles Dodgers from 2004-05. In his first season with the Dodgers, the team had its first playoff victory in 15 years.

Before his time as a general manager, DePodesta spent five years (1999-03) as the Assistant General Manager with the Oakland Athletics, where the A's won three Divisional titles and one wild card. DePodesta began his MLB career as an intern in player development in 1996 for the Cleveland Indians before becoming the Major League advance scout for the 1997-98 seasons and later the special assistant to the GM.

He served as an intern for the Canadian Football League's Baltimore Stallions in 1995.

A native of Alexandria, Va., DePodesta graduated cum laude from Harvard in 1995. He played football and baseball for the Crimson.



DAVE JENKINS

EXECUTIVE VICE PRESIDENT, CHIEF OPERATING OFFICER



SCHOOL BALDWIN WALLACE UNIVERSITY | HOMETOWN EAST ROCHESTER, N.Y. | NFL EXPERIENCE 21ST YEAR | BROWNS EXPERIENCE 21ST YEAR

Dave Jenkins is in his 21st season with the Browns and sixth as the team's Chief Operating Officer. As COO, Jenkins leads the team's daily business operations and long-term vision, directing all organizational goals related to the business, including financial management, revenue generation, marketing, stadium operations, government relations and administration. He is also leading the team's future stadium planning process, including working with city, county and state elected officials along with civic and business leaders to create a viable project that improves the fan experiences and attracts large-scale events to drive economic activity that benefits the region.

In addition to his responsibilities with the Browns, Jenkins also serves as the COO of Haslam Sports Group (HSG). He played a pivotal role in the Haslam and Johnson families' creation of HSG, after they acquired the investor-operator rights to Major League Soccer's Columbus Crew, which officially transferred to HSG and partner Dr. Pete Edwards on Jan. 1, 2019. Jenkins was highly involved throughout each stage of an expedited franchise transition that kept the original MLS franchise in its rightful home city.

After acquiring operating rights to the Crew, HSG leadership directed the successful construction of Lower.com Field – a finalist for SportsBusiness Journals' 2022 "Sports Facility of the Year" award – and major renovation of the OhioHealth Performance Center. Under HSG, the Crew also raised the MLS Cup in 2020 and 2023, their second and third league titles in club history.

Jenkins also helped the family secure a controlling interest in the Milwaukee Bucks, as the NBA Board of Governors approved an HSG ownership share purchase in 2023, giving the family-run conglomerate ownership stakes in three of the five major North American professional sports leagues. The Bucks investment also includes control and operation of Fiserv Forum; the Froedtert and the Medical College of Wisconsin Sports Science Center, the team's training center, the Wisconsin Herd, the Bucks G League affiliate; and Bucks Gaming, the team's 2K League affiliate.

HSG's mission is to engage and unite communities through premier sports and entertainment experiences. It strives to create world-class organizations that achieve sustainable success, provide a best-in-class fan experience, and give back to their region while serving as stewards of true community assets. Jenkins vets all HSG sports and entertainment investment opportunities and leads the strategic evaluation across all entities to ensure operational alignment while creating cross-organizational efficiencies. HSG's current portfolio includes the Cleveland Browns, operating rights to the Columbus Crew, a controlling interest in the Milwaukee Bucks and current investments in Misfits Gaming Group, StatusPro, Jackpot.com, Lyte, Cast Iron Media, Wicket, ChargeFUZE, WNBA, ManCan and Courtside VC.

Jenkins acted as one of the Browns' primary advocates, along with Dee and Jimmy Haslam, Whitney and J.W. Johnson and Haslam Sports Group executives, to bring the NFL Draft to Northeast Ohio. On May 22, 2019, Commissioner Roger Goodell and the NFL announced that Cleveland would host the 2021 NFL Draft, in partnership with the City of Cleveland, Greater Cleveland Sports Commission and Destination Cleveland. Hosted April 29-May 1, Cleveland Browns Stadium and the lakefront served as the main hub for the 2021 NFL Draft in Cleveland, one of the country's largest events responsibly held with comprehensive COVID-19 protocols since the start of the pandemic. The event welcomed approximately 160,000 NFL and Browns fans in-person, including the league's NFL Draft Experience within Cleveland Browns Stadium, and averaged 6.1 million viewers across TV and digital platforms, making it the third most-watched Draft in league history.

Prior to being elevated to COO of the Browns, Jenkins spent three seasons as the team's Executive Vice President and five as Chief Financial Officer. He oversaw all finance-related departments of the organization – budgeting and strategic planning, financial reporting, audit and risk management – and in 2016, added stadium operations, legal, information technology and administration to his duties.

Joining the Browns in October 2004 as a financial and business analyst, Jenkins also held positions as the club's director of finance (2006), vice president of finance (2007-10) and senior vice president of finance & administration (2010-12). In 2007, he was the team's representative at the National Football League's management training program at Stanford University and was a participant in the Leadership Cleveland Class of 2009.

Jenkins began his professional career at Arthur Andersen LLP, where he served as a senior auditor from 1997-2002. He also worked in business development and auditing at KPMG LLP, Proviti Inc. and STERIS Corporation prior to joining the Browns.

Jenkins, who is on Baldwin Wallace University's Board of Trustees, is a member of the board of directors for the Cleveland Browns Foundation, the Downtown

Cleveland Alliance, the Greater Cleveland Sports Commission, and Cleveland Development Advisors, and previously contributed as a board member of the MetroHealth Foundation, Cuyahoga Community College Foundation, Achievement Centers for Children, Greater Cleveland Food Bank, the Berea Chamber of Commerce and Lakewood Catholic Academy. While with the Browns, he also served as an adjunct professor at his alma mater, Baldwin Wallace University, where he taught a class on finance in the sports industry.

A 2018 Cleveland Crain's Business C-Suite COO honoree, Jenkins is a native of East Rochester, N.Y. and earned his B.S. in business administration from Baldwin Wallace in 1997. He now resides in Strongsville with his wife, Ada. The couple has two college-aged sons, Tony and Sonny.


HASLAM SPORTS GROUP FELLOWSHIP

Created in 2021, the Haslam Sports Group Fellowship is aimed at giving four diverse candidates the opportunity to enter into the competitive field of working in sports. Fellows will be selected through a highly competitive interview and application process to work for both the Columbus Crew and the Cleveland Browns for 12 months immediately following their college graduation. During the program fellows will rotate and gain substantive experience across one or more department within one of the following four disciplines: Sales, Marketing, Operations and Administration. Fellows will receive apartments during their 6-month rotations in Cleveland and Columbus, tickets to Browns and Crew home games, event credentials to training camp and gameday events, mentorship and development, as well as vast networking opportunities with HSG's deep sports industry network. While it is not guaranteed that fellows will receive full-time employment offers with an HSG club upon the program's conclusion, HSG does assist fellows in finding full-time sports industry positions based on interest and will keep in touch with program alumni well after program completion.



PETER JOHN-BAPTISTE

CHIEF COMMUNICATIONS OFFICER



SCHOOL UNIVERSITY OF MASSACHUSETTS-AMHERST | HOMETOWN ST. CROIX, U.S. VIRGIN ISLANDS | NFL EXPERIENCE 28TH YEAR | BROWNS EXPERIENCE 11TH YEAR



Peter John-Baptiste is in his 28th season in the NFL and 11th with the Browns and the Haslam Sports Group (HSG). He joined the Browns as vice president of communications on July 18, 2014, was promoted to senior vice president in 2017 and was elevated to chief communications officer in 2023.

In his role, John-Baptiste establishes the organization's overall communications strategy while overseeing all the Brown's business and football communications functions. He also works closely with all HSG properties in an advisory role on their communications efforts. HSG owns and operates the Cleveland Browns, Major League Soccer's Columbus Crew and have a controlling interest in the Milwaukee Bucks. John-Baptiste is a board member for the Cleveland Browns Foundation, Pro Sports Assembly, and the Urban League of Cleveland. He also leads the Browns Social Justice and Diversity, Equity, and Inclusion work.

Prior to the Browns, John-Baptiste spent 17 years with the New York Giants, where he served as the vice president of communications from 2011-14. He began his tenure with New York as an intern in the team's community and media relations department, rising within the organization to become director of public/media relations in 2001.

Acting as a liaison between the team and local and national media, John-Baptiste managed the Giants' day-to-day communications efforts and was responsible for the franchise's media logistics and execution. He was a member of a New York staff that accommodated media during three Super Bowl appearances (XXXV, XLII and XLVI), with two championships (XLII and XLVI).

In addition to working three Super Bowls with the Giants, John-Baptiste has also been invited to assist the league's public relations operations for 10 additional Super Bowls and one Pro Bowl.

While in New York, John-Baptiste also helped the Giants public relations department claim the 2001 Pete Rozelle Award, given by the Pro Football Writers Association of America (PFWA) to the NFL club public relations staff that consistently strives for excellence in its dealings and relationships with the media.

John-Baptiste, who was selected to attend Stanford University's Executive Education Program for NFL Managers in 2007, received his Bachelor of Science degree in sports management at the University of Massachusetts-Amherst. In 2015, his alma mater recognized him with the Harold J. VanderZwaag Distinguished Alumnus award.

A native of St. Croix, U.S. Virgin Islands, John-Baptiste and his wife, Mashawn, have two sons, Miles and Mason.



MIKE NIKOLAUS

CHIEF HUMAN RESOURCES OFFICER



SCHOOL BALDWIN WALLACE UNIVERSITY | HOMETOWN BRUNSWICK, OHIO | NFL EXPERIENCE 18TH YEAR | BROWNS EXPERIENCE 18TH YEAR

Michael Nikolaus is in his 18th season with the Browns and the Haslam Sports Group (HSG). He joined the Browns as the Director of Administration in 2007 and was promoted to Chief Human Resources Officer in 2014. Nikolaus has been part of an HSG leadership team that has seen exponential growth as the organization owns and operates the Cleveland Browns, Major League Soccer’s Columbus Crew, and the Milwaukee Bucks.

In his role with HSG, Nikolaus is responsible for developing and implementing human resources strategies aligned with the overall organizational goals through analyzing workforce trends, and devising plans to address future human resource needs before they arise. Nikolaus plays a crucial role in talent acquisition including interviewing, screening, and onboarding new hires, ensuring that HSG is acquiring and retaining exceptional talent across the Browns and the Crew.

Nikolaus has also played a key role in overseeing the introduction of key Diversity, Equity & Inclusion Initiatives and programs, including the HSG Diversity & Opportunity Fellowship and the Bill Willis Coaching Fellowship, both of which have led to full time hires across the organization on both the business and football side. The Diversity & Opportunity fellowship program provides experiences in one or more sports business disciplines across both the Cleveland Browns and Columbus Crew over 12 months to help participants launch a successful career in the sports industry. The Bill Willis Coaching Fellowship provides opportunities for a rising minority coach with a focus on the offensive side of the ball.

Nikolaus also oversees the Human Resources department with the reigning MLS Cup Champion Columbus Crew, who were purchased by the Haslam Family and brought into the Haslam Sports Group organization in January of 2019, most recently winning the MLS Cup in 2020 and 2023.

Nikolaus was named a finalist by Crain’s Cleveland Business in 2020 for their “Excellence in HR” award. Under Nikolaus the Browns were honored for their commitment to diversity in 2022, winning the inaugural John B. Wooten award for their diverse workplace environment.

Prior to the Browns, Nikolaus graduated from Baldwin Wallace University where he earned his bachelor’s degree in business administration and accounting and went on to obtain his CPA, he then spent eight years in the Audit practice at Arthur Andersen from 1995 to 2003, as well as a four-year stint as a Human Resources Manager at Grant Thornton LLP.

Nikolaus is a native of Mansfield, Ohio. He currently resides in Brunswick with his wife, Marti, and has one daughter, Ella, and one son, Jake.



GREGORY RUSH

CHIEF FINANCIAL OFFICER



SCHOOL WAKE FOREST | HOMETOWN MANSFIELD, OHIO | NFL EXPERIENCE 18TH YEAR | BROWNS EXPERIENCE 18TH YEAR

Gregory D. Rush is entering his 18th season with the Browns and fourth as Chief Financial Officer for the Haslam Sports Group (HSG) after serving as Vice President of Finance for the previous five years for the Cleveland Browns. In his role of CFO, Rush is an imperative decision-maker for HSG, which owns and operates the Cleveland Browns, Major League Soccer's Columbus Crew and the Milwaukee Bucks.

Rush has shown tremendous leadership while overseeing HSG's finance and accounting departments, focusing on all elements related to budget, treasury management, league reporting and tax and risk management functions for several years. From 2019-2021, Rush oversaw business analytics and ticket operations functions. Starting in 2020 through 2022, he also served as the team's primary contact for all operations, security and maintenance of Cleveland Browns Stadium, as well as oversaw the day-to-day management of the information technology staff. In 2023, he began to oversee the responsibilities of the ticket sales and services departments for the Cleveland Browns and continues to oversee ticket operations.

After HSG's acquisition of operator rights of Major League Soccer's Columbus Crew in 2019, Rush also began overseeing all of these primary areas for the 2020 & 2023 MLS Cup Champions. In 2022, Lower.com Field was also recognized as a finalist for SportsBusiness Journals' 2022 "Sports Facility of the Year" award.

Rush was a key contributor during the renovation of the Browns' facility in Berea in 2016, when the Haslams and the City of Berea agreed to invest nearly \$15 million in the training and administrative complex. The development resulted in first-class amenities throughout the building, to create a best-in-class environment not only for the team's coaches and players but for every member of the organization. Additionally, he was highly involved with the team's investment in Cleveland Browns Stadium throughout its two-phase, \$125 million modernization following the 2014 and 2015 seasons.

Also, Rush serves as the team's primary liaison with Cleveland Browns Stadium's hospitality partner and concessionaire Aramark, overseeing major renovations and updates to the services provided at Cleveland Browns Stadium to enhance the fan experience during the 2022-2023 seasons. He also serves as an integral part of the Browns partnership with retailer Fanatics, which expanded in 2023 to operate the club's e-commerce and in-venue retail businesses including the Pro Shop. This responsibility extends to HSG's partnership with Levy Restaurants for dining and hospitality and Rank & Rally for retail and merchandise at Lower.com Field and Historic Crew Stadium.

For the past four years, Rush has served as the Board Chair and Executive Committee Chair of Providence House, Ohio's first crisis nursery that helps provide emergency shelter and care for children, newborn through age 12, who are at risk of abuse or neglect while offering family support services to strengthen and stabilize families long term. He also volunteers annually as a coach for the Cleveland Browns Adapted Football League, which provides children with disabilities the opportunity to participate in an organized, competitive and developmental sport, in partnership with Achievement Centers for Children. He was also named a member of the Leadership Cleveland Class of 2024, which is an intensive 10-month program that challenges leaders who have a passion for Cleveland to improve the region for all residents.

A graduate of Wake Forest with a bachelor's and master's degree in accounting, Rush held positions in finance with Arthur Anderson, LLP, Agrana and Demag Plastics Group before joining the Browns and resides in Strongsville with his wife, Kristen, and has one son, Brandon and one daughter, Joelle.

Rush is a native of Mansfield, Ohio.



TED TYWANG

CHIEF ADMINISTRATIVE OFFICER & GENERAL COUNSEL



SCHOOL GEORGETOWN UNIVERSITY | HOMETOWN NASHVILLE, TENN. | NFL EXPERIENCE 9TH YEAR | BROWNS EXPERIENCE 9TH YEAR

Ted Tywang is in his ninth season with the Cleveland Browns and second as Chief Administrative Officer & General Counsel for Haslam Sports Group (HSG), which owns and operates the Cleveland Browns and Major League Soccer’s Columbus Crew, and also owns a controlling interest in the NBA’s Milwaukee Bucks. Tywang is responsible for all legal work and government affairs connected to HSG and is an integral part of both the Browns’ and Crew’s multi-faceted community efforts.

As the Chief in-house counsel for both the Browns and Crew, Tywang provides legal oversight and strategic guidance, is involved in various business initiatives and projects, while strengthening relationships and navigating legislation in Ohio with government officials. He provides legal guidance and oversight on all HSG major investment initiatives, long-term direction to HSG partners and executives, as well as supporting all HSG departments to help drive the organization’s day-to-day operations.

Tywang is a member of the Browns Social Justice Committee, helping the club distribute over \$2.5 million to organizations improving equality and opportunity across Northeast Ohio, focusing on economic advancement through a focus on championing Black and minority-owned businesses and supporting the re-entry process, as well as police and community relations. He has also helped develop and implement the HSG Diversity and Opportunity Fellowship Program, which is in its fourth year of providing a unique, immersive opportunity to high-potential, diverse recent college graduates through rotational positions six months each with the Browns and Crew.

Tywang is a key leader of the Browns’ future stadium planning efforts, as the organization works to determine its long-term stadium future in Northeast Ohio as it approaches the end of its current stadium lease after the 2028 season. He has been at the forefront of HSG’s work with the City of Cleveland, Cuyahoga County, Greater Cleveland Partnership,

State of Ohio, and numerous other key stakeholders to execute a vision to enhance connectivity between Downtown Cleveland and the Lakefront. He also guided the legal and government relations process that led to the construction of Lower.com Field, home of the Columbus Crew that opened in 2022.

Complementing his professional leadership, Tywang was recognized in The Athletic’s second annual NFL 40 under 40 list. He’s active in the Northeast Ohio community, as it relates to creating opportunities for families and individuals from various demographic or economic backgrounds. For the past three years, he’s been a board member of the Cleveland League Aid Society and was chosen by the Cuyahoga County Executive in 2022 to serve on the nine-member Board of Trustees for Cuyahoga Community College (“Tri-C”). He also serves as an ambassador for EDWINS Leadership & Restaurant Institute.

Tywang started his career in Cleveland in 2016 as Director of Legal Affairs for the Browns. He was later promoted to Vice President, General Counsel with HSG in 2019, spending four years in that capacity (2019-23). Before Cleveland, Tywang was a corporate associate in the sports law group of Proskauer for three and a half years, an international law firm headquartered in New York. He is a member of the New York State Bar and is authorized to practice law in the State of Ohio.


The Nashville, Tenn. native earned his bachelor’s degree, cum laude, with honors in government from Georgetown University, where he was a four-year member and senior captain of the men’s tennis team. He then went on to receive his J.D. from Columbia Law School, where he was a Harlan Fiske Stone Scholar and President of Columbia’s Entertainment, Arts and Sports Law Society.

Tywang and his wife Jess reside in Shaker Heights with their four daughters in a blended family, Maggie, Frankie, Adelaide and Ramona.



RENEE HARVEY

VICE PRESIDENT, CLEVELAND BROWNS FOUNDATION



SCHOOL IDAHO STATE UNIVERSITY | HOMETOWN DENVER, COLO. | NFL EXPERIENCE 23RD YEAR | BROWNS EXPERIENCE 23RD YEAR

Renee Harvey is in her 23rd year with the Browns and currently serves as Vice President and Executive Director of the Cleveland Browns Foundation. Named to the position in 2013, Harvey manages all long-term strategies and day-to-day operations for the Foundation and its commitment to education in Ohio through Browns Give Back and the Stay in the Game! Network.

Harvey is a member of the team's leadership group as the Browns have established a culture where supporting the community is prioritized as a main measurement of success, along with winning consistently and creating an exceptional fan experience. In 2017, Harvey helped develop and launch the team's philanthropic mission of Browns Give Back, the team's community platform that is dedicated to education, youth football and volunteerism, with a focus of sparking meaningful, long-term impact in those three key areas.

The Cleveland Browns Foundation, in partnership with the Ohio Department of Education and Proving Ground at Harvard University, created in 2019 the Stay in the Game! Keep Learning, Every Day! Network, a statewide initiative designed to promote the importance of school attendance and reduce chronic absenteeism. The Browns are dedicated to improving the quality of education for students in Ohio by making investments that keep kids in school every day so they can succeed, highlighted by the Stay in the Game! Network. The team and its network partners and collaborators deploy attendance-focused campaigns, sharpening school improvement plans, launch attendance strategies and evaluate the impact to better support Ohio's schools and districts through collective impact.

The Stay in the Game! Network engages local school districts and promotes quality education by using attendance data and feedback from families to build a school-going culture, uncover and reduce common barriers to attendance and support opportunities for students to thrive. To further advance that effort, Harvey and the Foundation also work with an esteemed advisory board of industry experts, which includes various Ohio government and educational non-profit leaders.

For the 2024-25 school year, the Stay in the Game! Network has partnered with 100+ school districts, benefitting more than 325,000 students in Ohio. In June 2022, Columbus City Schools - the largest school district in the state - formally partnered with the Network to regularly engage with Haslam Sports Group's Columbus Crew to further address chronic absenteeism, along with Harvey's support.

No matter the circumstances, the Stay in the Game! Network will continue to encourage and support students to maintain a strong educational-going mindset to keep learning, every day, aligned with its overall goal to help end chronic absenteeism and provide all students equal opportunities to be successful. To learn more visit, visit stayinthegame.org.

During the COVID-19 pandemic, the Browns and Cleveland Browns Foundation also made significant contributions to address the digital divide with the focus of helping create equal educational opportunities for all students in Cleveland, which is currently cited as the community with the lowest availability of internet connectivity among the country's major cities. Along with other donations, the Browns distributed \$350,000 to East Cleveland City Schools in 2020 to address educational needs related to the digital divide, as well as \$60,000 to Maple Heights City Schools, made possible through the team's "Hats Off to Our Heroes" Fund. East Cleveland and Maple Heights are both partners of the Stay in the Game! Network.

Harvey also played a pivotal role in 2013 during the execution of an eight-month evaluation and transformation of the Cleveland Browns Foundation, established in 1999, that resulted strategic plans committed to education. Emphasizing attendance, the Foundation's mission is to improve the quality of education for students in Ohio by making investments that keep kids in school every day so they can succeed.

A member of the Browns since 2002, Harvey previously strengthened the club's local and national philanthropic efforts as vice president of community outreach. She was responsible for strategic planning

and implementation of all community relations and youth football initiatives. Harvey also directed the allocation of resources related to player appearances, financial support and in-kind contributions.

Prior to joining the Browns, Harvey spent four years with the NHL's Anaheim Ducks, leading the team's community outreach efforts and the Ducks Care Foundation. She guided the Foundation as it issued more than \$1 million of grants each year and oversaw many successful fundraising events, including the creation of Dux in Tux, which raised more than \$1 million for the Cystic Fibrosis Foundation in the first three years.

Harvey is a member of the Browns' internal social justice leadership team and contributes to the CL3 Alliance, a social-justice collaboration that includes the Browns, Cavaliers and Guardians. She serves on the board of the Rainbow Babies and Children's Foundation and is a member of the Philanthropy Ohio Education Advisory Committee and the United Way of Greater Cleveland Public Policy subcommittee.

Harvey received a B.A. in education from Idaho State University and an M.A. in sports administration at the University of Northern Colorado. A native of Denver, Colo., Harvey resides in Brunswick with her husband, Neal, and three sons.

BROWNS FLAG IN SCHOOLS


The Browns Flag-In School initiative is live in 29 elementary schools across three districts in Northeast Ohio-Berea-Midpark School District, Cleveland Metropolitan School District and Euclid City Schools- as part of an effort to increase student engagement and provide boys and girls with the opportunity to learn to play football. Flag Football is one of the fastest growing sports and is now considered an official sport in the 2028 Olympics, and the Browns remain committed to growing the game through the football development model to ensure that both boys and girls have the opportunity to learn the game. Through the development of a turn-key flag football implementation model for elementary physical education teachers and their classes the Browns aim to prioritize flag football as an in-school physical activity that builds and maintains a foundation of healthy, lifelong physical activity for students.





KEVIN STEFANSKI

HEAD COACH



SCHOOL UNIVERSITY OF PENNSYLVANIA | HOMETOWN PHILADELPHIA, PA. | NFL EXPERIENCE 19TH YEAR | BROWNS EXPERIENCE 5TH YEAR

Kevin Stefanski was named the 18th full-time head coach in Cleveland Browns history on January 13, 2020. He spent the previous 14 seasons with the Minnesota Vikings, where he moved up the coaching ladder from assistant to the head coach to offensive coordinator.

In his four seasons as head coach the Browns are 37-30 (.552), the highest-winning percentage for the team over a four-year stretch since 1986-89. Stefanski has led the team to two postseason appearances and two 11-win seasons. He joined Pro Football Hall of Famer Paul Brown (1951 and 1953) as the only coaches in team history to record multiple seasons with at least 11 regular season wins.

Stefanski became the 16th coach to win the Associated Press NFL Coach of the Year award multiple times since its inception in 1957. Stefanski won the honors in 2020 and 2023 and joined Forrest Gregg (1976) as the only Browns coaches to win the award.

During the Browns 77-year history, the team has surpassed 6,000 scrimmage yards in a single season just seven times, but have reached the mark in all four seasons under Stefanski. Since 2020, the Browns are third in the NFL with an average of 139.6 rushing yards per game.

Stefanski has recorded a 24-10 (.706) record at Cleveland Browns Stadium, while not recording a losing record at home in any season. The Browns finished 8-1 at home in 2023, a team record for wins at home.

In his first season with the Browns, Stefanski led the team to its first playoff appearance since 2002 and first playoff victory in 26 years. He notched the most wins (11) by a first-year Browns head coach since Paul Brown had 12 in the team's inaugural season in 1946. Stefanski's 11 regular season wins were the most by a first-year head coach in 2020 and marked just the 11th time since 1970 a first-year coach has won 11 or more games. Stefanski was named the NFL Coach of the Year.

Stefanski's first season was unlike any other in NFL history as he and the club had to navigate the new realities and protocols presented by the COVID-19 pandemic. During his first offseason program, he and the staff had to install a new offensive and defensive system entirely virtual. Stefanski and his coaching staff didn't meet most of the players in-person until training

COACHING CAREER

2005	University of Pennsylvania, football operations
2006-08	Minnesota Vikings, assistant to the head coach
2009-13	Minnesota Vikings, assistant quarterbacks
2014-15	Minnesota Vikings, tight ends coach
2016	Minnesota Vikings, running backs coach
2017-18	Minnesota Vikings, quarterbacks coach/ interim offensive coordinator
2019	Minnesota Vikings, offensive coordinator
2020-	Cleveland Browns, head coach

camp, which was completely revamped to adhere to the league's protocols. During the second half of the season, the Browns dealt with numerous stops and starts to their schedule, including complete closures of the team facility, because of positive COVID-19 tests.

Despite the new norms, Stefanski, who serves as the team's play-caller, helped the Browns offense to some of its best numbers in generations. Cleveland's 408 points were its second-most in franchise history, while the club also finished with its second-best total in scrimmage touchdowns (48) and tied for the second-most first downs (355). The Browns finished third in the league in rushing with an average of 148.4 yards per game (the team's best since 1978).

Stefanski helped several Browns earn individual honors as DE Myles Garrett and RT Jack Conklin were named first-team All-Pros by the Associated Press, while G Joel Bitonio and G Wyatt Teller each earned second team honors. Garrett, Bitonio and RB Nick Chubb were selected to the Pro Bowl.

He didn't just bring the team together on the field, he also brought them together in the community. As protests for social justice erupted all across the country during the summer of 2020, Stefanski carved out meeting time to allow the players time to discuss how they felt in the moment. They were also given time off during the funeral of George Floyd, whose controversial death spurred the movement. Stefanski then empowered them to "get in the arena" and use their platform to make a difference however they saw fit.

In 2021, the Browns led the NFL in rushing average with a 5.09 mark, which helped Chubb finish second in the league in rushing yards. The club's rush average was the highest by a Browns team since 1966. The team's 6,090 scrimmage yards were the fourth-most by the club in a single-season.

Defensively, the Browns finished the season fifth in the NFL in total defense, marking just the third time since 1970 that the team has ranked in the top-five and the club's highest finish since 1987. Garrett set the single-season franchise record with 16 sacks.

Stefanski helped five Browns earn Pro Bowl honors. Bitonio, Chubb, Garrett, Teller and CB Denzel Ward all earned Pro Bowl honors. Bitonio and Garrett also earned first team All-Pro honors, while Teller was named to the second team.

In 2022, the Browns recorded the third highest-rushing total in team history with 2,490. Chubb finished third in the NFL with 1,525 rushing yards. The team's 6,200 scrimmage yards were the second most in team history. Defensively, Garrett tied his own team single season record with 16 sacks, making him the NFL only player to record at least 16 sacks in 2021 and 2022. Bitonio, Chubb and Garrett each earned Pro Bowl and AP All-Pro honors, with Bitonio garnering first team All-Pro honors. Teller was also named to the Pro Bowl.

In 2023, the Browns claimed several on-field awards. In addition to Stefanski winning NFL Coach of the Year, DE Myles Garrett was named the Defensive Player of the Year, QB Joe Flacco won NFL Comeback Player of the Year and Defensive Coordinator Jim Schwartz was named NFL Assistant Coach of the Year. The Browns had seven players (Bitonio, Cooper, Garrett, TE David Njoku, LB Jeremiah Owusu-Koramoah, Teller and Ward) selected to the Pro Bowl, the team's most since 1988.

Despite the club being ravaged by injuries, including season-ending injuries to Chubb, Conklin and QB Deshaun Watson, the team was able to win 11 regular season games. The Browns became the seventh team in the Super Bowl era (1966) to earn at least one win with four different starting quarterbacks in the same season. Watson finished the season 5-1 as a starter and Flacco went 4-1 as a starter, while becoming the first player in Browns history to throw for 300-yards in four consecutive games.

Defensively, the Browns led the NFL in several categories including total defense (270.2 yards per game), passing defense (164.7 yards per game), third down percentage (67-of-230 for 29.1 percent) and first downs allowed (253). The team's 270.2 net yards allowed per game were the fewest allowed in the NFL since the 2014 Seahawks (267.1) and the fewest allowed by a Browns team since 1957. The Browns set a franchise record for sacks in a season with 48. Cleveland also led the league by forcing 112 punts, the third-most forced by an NFL team since 1970.

Stefanski joined the Vikings in 2006 as an assistant

to the head coach and remained with the organization under three different head coaches. After serving as assistant quarterbacks coach from 2009-13, Stefanski spent two seasons (2014-15) coaching the tight ends and one season (2016) as running backs coach. From 2017-18, he coached the quarterbacks and added the role of interim offensive coordinator for the final three games before being named the team's offensive coordinator in 2019.

In 2019, the Vikings posted a 10-6 record and earned their first road playoff win since January 9, 2005, after defeating the Saints, 26-20, in New Orleans. Three offensive players were selected to the Pro Bowl as RB Dalvin Cook and FB C.J. Ham were each named to their first career Pro Bowl with Cook voted a starter. QB Kirk Cousins was also named to the Pro Bowl.

In his first full year under Stefanski, Cousins set a single-season career high for passer rating with a 107.4 mark, fourth best in the NFL in 2019. Cousins also finished with a career-low six interceptions, while adding 26 touchdowns and a 69.1 completion percentage, fourth in the NFL in 2019. He set a Vikings record for completions in a season with 425 and finished with the second-most passing yards (4,298) and passer rating (107.4) in Vikings history.

With 1,135 rushing yards, Cook became the eighth player in Vikings history to rush for 1,000 yards in a single season and the first since Adrian Peterson in 2015. Despite missing the final two games of the season, Cook finished fourth in the NFL with 13 rushing touchdowns and seventh in scrimmage yards with 1,654.

WR Stefon Diggs set a career high with 1,130 receiving yards, giving him back-to-back 1,000-receiving yard seasons for the first time in his career. Diggs finished fourth in the NFL with an average of 17.9 yards per reception in 2019.

Stefanski was elevated from quarterbacks coach to interim offensive coordinator in Week 15 of the 2018 season and promptly guided the unit to two of its best showings of the season. In his first game calling plays, Minnesota scored a season-high 41 points and recorded 418 yards of offense en route to a 41-17 victory over the Dolphins.

As quarterbacks coach in 2017, the Vikings were forced to go to their backup, Case Keenum, early in the season after starter Sam Bradford went down with an injury. Keenum, who had completed 58 percent of his passes previously owned a 9-15 career record as a starter, went on to complete nearly 68 percent of his throws with 22 touchdowns and seven interceptions while leading the Vikings to a record of 11-3.

In his lone season coaching the running backs in 2016, the Vikings battled injuries along the offensive line and to RB Adrian Peterson that caused the runner to miss 13 games. The running game leaned on veterans Jerick McKinnon and Matt Asiata as the duo combined for 941 yards and eight rushing touchdowns.

As tight ends coach, Stefanski helped develop Pro Bowl TE Kyle Rudolph. In 2015, his unit helped clear the way for Adrian Peterson to lead the NFL in rushing with 1,485 yards.

Stefanski was elevated to assistant quarterbacks coach in 2009, where he had a hands-on role in one of the most successful offensive seasons in Vikings history. Veteran QB Brett Favre signed with the team in mid-August and closed the season with 4,202 passing yards and 33 touchdowns. The Vikings finished the season 12-4 and won the NFC North.

Stefanski spent 2006-08 working directly with Head Coach Brad Childress on administrative duties and special projects. Stefanski first worked with Childress during Eagles training camp in 2005 as part of the team's operations department.

Stefanski spent the 2005 season at his alma mater, Pennsylvania, as assistant director of football operations, coordinating all aspects of the Quakers' day-to-day operations.

A team captain as a senior in 2003, Stefanski was part of one of the most successful stretches in the history of the Quaker football program. The team won three Ivy League titles (2000, 2002 and 2003), and went 10-0 in 2003 to become the first undefeated Penn team in a decade. During Stefanski's tenure, the squad posted a 42-7 overall record and a 32-3 mark in Ivy League play.

Stefanski earned a bachelor's degree in communications from Pennsylvania and attended St. Joseph's Prep in Philadelphia.

In 2022, the Browns received the inaugural John B. Wooten Award by the Fritz Pollard Alliance. The award honors NFL teams that embody workplace diversity, equity and inclusion across the hierarchy. The Browns have filled their business and football operations departments with multiple fellowships and minority hires that have helped the organization grow. Stefanski, along with EVP and GM Andrew Berry, created the Bill Willis Coaching Fellowship for a rising minority coach with a focus on the offensive side of the ball. Stefanski also hired Callie Brownson as Chief of Staff in 2020, who later became first woman to coach an NFL position group in a regular-season game.

In 2024, Stefanski and his family launched the Keepers Foundation. The foundation focuses on serving underprivileged kids in Northeast Ohio. The foundation held its first two events in the summer of 2024, Under the Lights with Coach Stefanski & Friends, a flag football tournament held at Cleveland Browns Stadium and Night Out by the Lake with Coach Stefanski & Friends, an evening out in Cleveland fundraiser.

The Stefanski family has made a name in athletics as Kevin's father, Ed, was a basketball standout at Penn and works in the front office of the Detroit Pistons. He has previously held executive positions with the NBA's New Jersey Nets, Philadelphia 76ers, Toronto Raptors and Memphis Grizzlies.


Stefanski and wife, Michelle, have a daughter and two sons.





BUBBA VENTRONE

ASSISTANT HEAD COACH/SPECIAL TEAMS COORDINATOR



SCHOOL VILLANOVA UNIVERSITY | HOMETOWN PITTSBURGH, PA. | NFL EXPERIENCE 10TH YEAR | BROWNS EXPERIENCE 6TH YEAR



COACHING CAREER

2015-17	New England Patriots, special teams assistant
2018-22	Indianapolis Colts, special teams coordinator
2023-	Cleveland Browns, assistant head coach/special teams coordinator

PLAYING CAREER

2005-06	New England Patriots, safety
2007	New York Jets, safety
2007-08	New England Patriots, safety
2009-12	Cleveland Browns, safety
2013-14	San Francisco 49ers, safety

KEY NOTES

- Raymond “Bubba” Ventrone re-joined the Browns in 2023 after playing for the team from 2009-12. Brings 19 years of experience as an NFL player and coach, where he has played in and also coached in two Super Bowls.
- Helped the Browns kicking and punting units set several franchise records during first season with the Browns. K Dustin Hopkins’ 33 made field goals were the most by a Brown in a season and his eight 50-plus yard field goals were also a team record. He finished second to Jim Brown (126 in 1965) for the most points scored by a Brown in a season with 123. Hopkins also set an NFL record with at least one 50-plus yard field goal in five consecutive games. P Corey Bojorquez set a franchise record with a 49.4 punt average, while his 31 punts inside the 20-yard line were one away from the team record. The Browns also led the league with three blocked field goals in 2023.
- Spent five seasons (2018-22) as the Colts special teams coordinator. During that time, the Colts led the NFL in kickoff return average (24.9) and ranked fourth in punt return average (10.3). Helped multiple special teams players to the Associated Press All-Pro team, including Ashton Dulin (special teams player, second team in 2021), Luke Rhodes (long snapper, first team in 2021 and second team in 2020) and George Odum (special teams player, first team in 2020). Rhodes was also named to the Pro Bowl in 2021.

- Helped build a top 10 special teams unit in each of the last three seasons with the Colts. NFL analyst Rick Gosselin ranked Indianapolis eighth in the NFL in special teams in 2022, second in 2021 and fourth in 2020.
- Began coaching career as an assistant special teams coach with New England from 2015-17. Helped the Patriots win Super Bowl LI. During his tenure, Michael Slater was named to the Pro Bowl as the special teams player all three seasons and K Stephen Gostkowski earned the honor in 2015. Gostkowski also led the NFL in scoring in 2015.
- Appeared in 97 career games during 10-year NFL career and recorded 13 career defensive tackles, one forced fumble, two fumble recoveries and 57 special teams stops. Helped the Patriots advance to Super Bowl XLII.
- During time with the Browns, appeared in 56 games and registered 31 special teams tackles. Played a key role on both kickoff return and kickoff coverage, helping the Browns to an NFL-best average starting position of 31.4 and to a league-best defensive kickoff return average of 18.9 in 2009. Also registered a 35-yard run on a fake punt, which tied for the longest run of the season for the Browns in 2012.
- Native of Pittsburgh, Pa., and attended Villanova University, where he was a three-time Atlantic 10 All-Academic Team honoree.
- Brother, Ross, played in the NFL from 2010-2016.
- He has two daughters, Ava and Ella, and a son, Major.





JIM SCHWARTZ

DEFENSIVE COORDINATOR



SCHOOL GEORGETOWN UNIVERSITY | HOMETOWN BALTIMORE, MD. | NFL EXPERIENCE 28TH YEAR | BROWNS EXPERIENCE 5TH YEAR



COACHING CAREER

1989	University of Maryland, graduate assistant coach
1990	University of Minnesota, graduate assistant coach
1991	North Carolina Central University, secondary coach
1992	Colgate University, linebackers coach
1993-95	Cleveland Browns, college/pro scout
1996-98	Baltimore Ravens, defensive assistant
1999	Tennessee Titans, defensive assistant
2000	Tennessee Titans, linebackers coach/third down package coach
2001-08	Tennessee Titans, defensive coordinator
2009-13	Detroit Lions, head coach
2014	Buffalo Bills, defensive coordinator
2016-20	Philadelphia Eagles, defensive coordinator
2021-22	Tennessee Titans, senior defensive assistant
2023-	Cleveland Browns, defensive coordinator

KEY NOTES

- Re-joined the organization in 2023 after initially breaking into the NFL as a college/pro scout with the Browns from 1993-95.
- Named the 2023 NFL Assistant Coach of the Year after first season as Browns defensive coordinator.
- In his 16th season as an NFL defensive coordinator and second with the Browns. Previously served as defensive coordinator with the Titans (2001-07), Bills (2014) and Eagles (2016-20). Helped the Eagles win Super Bowl LII, while leading the NFL in rush defense that season (79.2 yards per game). During time as defensive coordinator, has helped eight different defensive linemen reach double-digit sacks in a season (nine total times).
- In 2023, the Browns defense led the NFL in several categories including total defense (270.2 yards per game), passing defense (164.7 yards per game), third down percentage (67-of-230 for 29.1 percent) and first downs allowed (253). The team's 270.2 net yards allowed per game were the fewest allowed in the NFL since the 2014 Seahawks (267.1) and the fewest allowed by a Browns team since 1957. The Browns set a franchise record for sacks in a season with 48. Cleveland also led the league by forcing 112 punts, the third-most forced by an NFL team since 1970.
- Helped DE Myles Garrett be named the 2023 NFL Defensive Player of the Year as well as first team

All-Pro and Pro Bowl honors. Also guided CB Denzel Ward and LB Jeremiah Owusu-Koramoah to Pro Bowl selections.

- As senior defensive assistant with Tennessee (2021-22), the Titans led the NFL in rushing yards allowed with 80.7 yards per game.

- During his span as defensive coordinator for Philadelphia (2016-20), the Eagles ranked among the league leaders in several key categories including rushing yards (third with 99.1), third-down defense (third with 35.9 percent) and points allowed (tied for sixth with 21.8). DT Fletcher Cox made the Pro Bowl all five seasons under Schwartz and was named to the NFL 2010s All-Decade Team. S Malcolm Jenkins (twice) and DE Brandon Graham also earned Pro Bowl selections.

- As defensive coordinator with the Bills in 2014, Buffalo led the NFL in sacks (54) and third-down conversion rate (33.2), while finishing second in scoring (16.9 points per game). Three Bills players reached career-highs in sacks as Mario Williams (14.5), Marcell Dareus (10.0) and Jerry Hughes (10.0) finished with double-digit sacks. All three were also selected to the Pro Bowl, while Williams and Dareus also earned first-team All-Pro honors.

- Took over as head coach of the Lions after an 0-16 season and later directed the Lions to a 10-6 record in 2011, marking Detroit's first postseason appearance since 1999. In 2011, the Lions defense led the NFL and set a franchise record with seven return touchdowns (five interceptions and two fumbles). DT Ndamukong Suh earned first team All-Pro honors twice (second team once) and was selected to two Pro Bowls, while DT Nick Fairley also earned Pro Bowl honors.

- During 10 seasons with Tennessee from 1999-2008, the Titans appeared in Super Bowl XXXIV, played in two AFC Championship games, captured three division titles and earned six playoff berths. As defensive coordinator (2001-08), the Titans defense contained several Pro Bowl players, including LB Keith Bulluck, DE Kevin Carter, CB Cortland Finnegan, DT Albert Haynesworth, S Chris Hope, DE Jevon Kearse and DE Kyle Vanden Bosch. In 2008, the Titans produced a

league-best 13-3 regular season record.

- Earned first NFL coaching role as a defensive assistant with the Ravens from 1996-98.
- After coaching in the college ranks for four years (1989-1992), entered the NFL in 1993 as a college/pro scout for the Browns beginning as an unpaid intern. While in Cleveland, he worked with head coach Bill Belichick, defensive coordinator Nick Saban and several members of the personnel department that went on to become NFL general managers, including Ozzie Newsome, Scott Pioli, Mike Tannenbaum, George

Kokinis, Mike Lombardi and Phil Savage.

- A native of Baltimore, Md., he attended Georgetown University, where he was a four-year letter winner at linebacker and earned his degree in economics. In 1988, was named a team captain for the Hoyas and earned Division III CoSIDA/GTE Academic All-America and All-America honors.
- Schwartz and his wife, Kathy, have three children: Christian, Alison and Maria.





KEN DORSEY

OFFENSIVE COORDINATOR



SCHOOL UNIVERSITY OF MIAMI | HOMETOWN ORINDA, CALIF. | NFL EXPERIENCE 11TH YEAR | BROWNS EXPERIENCE 4TH YEAR

COACHING CAREER

2013-17	Carolina Panthers, quarterbacks coach
2019-20	Buffalo Bills, quarterbacks coach
2021	Buffalo Bills, passing game coordinator/quarterbacks coach
2022-23	Buffalo Bills, offensive coordinator (first 10 games in 2023)
2024-	Cleveland Browns, offensive coordinator

PLAYING CAREER

2003-05	San Francisco 49ers, quarterback
2006-08	Cleveland Browns, quarterback
2010	Toronto Argonauts, quarterback

KEY NOTES


- Ken Dorsey re-joined the Browns in 2024 after playing quarterback for the team from 2006-08. Brings 17 years of experience as an NFL player and coach and has coached in one Super Bowl.
- Spent five seasons (2019-23) with the Bills, first as quarterbacks coach (2019-20) then passing game coordinator/quarterbacks coach (2021) and offensive coordinator (2022-23). During first season as offensive coordinator, the Bills finished second in the NFL in total offense (397.6 yards per game) and points per game (28.4).
- Helped QB Josh Allen set several NFL records, including in 2020, when he became the first player in NFL history with at least 4,000 passing yards, 30 passing touchdowns and eight rushing touchdowns in a season. With Dorsey as coach, Allen made his first two career Pro Bowls and was a second team All-Pro selection in 2020.
- Spent 2018 as the assistant director of athletics at Florida International University.
- Spent seven seasons with the Panthers, first as a pro scout (2011-12) before transitioning to quarterbacks coach (2013-17). As a scout, advanced the Panthers' upcoming opponents and evaluated free agents and prospects on other NFL rosters.

- With Dorsey as quarterbacks coach, QB Cam Newton was named the NFL MVP in 2015 and helped lead Carolina to Super Bowl 50. Helped Newton to two Pro Bowl selections and his only first team All-Pro selection (2015). Newton joined Peyton Manning and Andy Dalton as just the third player in NFL history to record at least 3,000 passing yards in each of their first six seasons. In 2015, Newton became the first player in NFL history with at least 30 passing touchdowns and 10 rushing touchdowns in a season. In 2015, Carolina's offense set team records with an NFL-leading 500 points and 59 touchdowns and set a team record 357 first downs.
- Prior to Carolina, served as an instructor at IMG Academy and helped train NFL prospects before the 2011 NFL Draft.
- Selected by San Francisco in the seventh-round in 2003, spent three seasons with the 49ers (2003-05) and the Browns (2006-08). Appeared in 16 career games with 13 starts and completed 214 of 408 passes for 2,082 yards with eight touchdowns. Started three games with the Browns in 2008. Finished pro career with the Toronto Argonauts of the Canadian Football League in 2010.
- Set numerous school records while becoming the winningest quarterback in Miami (Fla.) history. Registered a 38-2 record as a starter and helped the Hurricanes win the 2001 national championship. Set school records for passing yards (9,565) and passing touchdowns (86).
- Graduated from Miami with a degree in marketing and business and was inducted into the Miami Sports Hall of Fame in 2013.
- Dorsey and his wife, Jordan, have two children, Tyler and Logan.



CHAD O'SHEA

PASS GAME COORDINATOR/WIDE RECEIVERS



SCHOOL UNIVERSITY OF HOUSTON | HOMETOWN HOUSTON, TEXAS | NFL EXPERIENCE 22ND YEAR | BROWNS EXPERIENCE 5TH YEAR



COACHING CAREER

1996	University of Houston, graduate assistant
1997	University of Houston, wide receivers coach
1998	University of Houston, tight ends/special teams coach
1999	University of Houston, tight ends/special teams/recruiting coordinator
2000-02	Southern Mississippi, special teams/recruiting coordinator
2003	Kansas City Chiefs, volunteer assistant special teams
2004-05	Kansas City Chiefs, assistant special teams/linebackers coach
2006-08	Minnesota Vikings, offensive assistant/wide receivers coach
2009-18	New England Patriots, wide receivers coach
2019	Miami Dolphins, offensive coordinator
2020-	Cleveland Browns, pass game coordinator/wide receivers coach

KEY NOTES

- In 21 NFL seasons, his teams have won 12 division titles, five conference championships and three Super Bowls (XLIX, LI and LIII).
- Joined the Browns in 2020 and helped the offense to some of its best numbers in generations. Cleveland's 408 points were its second-most in franchise history, while the club also finished with its second-best total in scrimmage touchdowns (48) and tied for the second-most first downs (355).
- Helped WR Amari Cooper lead the Browns in receiving yards (1,160), receptions (78) and receiving touchdowns (nine) in 2022. His nine receiving scores marked a career-high and the most by a Browns WR since Josh Gordon had nine in 2013.
- In 2023, WR Amari Cooper became the first Browns player to record back-to-back 1,000-yard receiving seasons. He led the team with 1,250 receiving yards, the third-most by a Brown in a season en route to his fifth career Pro Bowl selection. Cooper also set a Browns single-game record with 265 receiving yards at Houston on Dec. 24, 2023.
- Spent 2019 as the offensive coordinator for the Miami Dolphins. After starting the year 0-7, the Dolphins went 5-4 in their final nine games. Helped WR DeVante Parker finish among the NFL leaders in receiving yards (fifth in NFL with 1,202) and touchdowns (fourth in NFL with nine).
- Spent 10 years (2009-18) in New England as the team's wide receivers coach. Helped WRs Wes Welker (three times), Julian Edelman (three times), Randy Moss and Brandin Cooks all surpass the 1,000 receiving yard mark. Edelman won Super Bowl


LIII MVP honors after recording 10 receptions for 141 yards in a 13-3 victory. Welker led the league in receptions in 2009 and 2011 and set franchise records for receptions (123 in 2009) and receiving yards (1,569 in 2011). In 2009, Moss tied for the NFL lead with 13 touchdowns, while Welker led the NFL in receptions (123) and the duo finished second (Welker 1,348) and tied for fifth (Moss 1,264) in the league in receiving yards.

- Prior to New England, spent three seasons as offensive assistant/wide receivers coach (2006-08) with Minnesota. In 2008, he helped Bernard Berrian rank second in the NFL with an average of 20.8 yards per catch, and the Vikings led the NFL with 13 touchdown receptions of 20-plus yards.
- Spent three seasons (2006-08) on the same coaching staff as Browns head coach Kevin Stefanski in Minnesota.
- First NFL job came with the Kansas City Chiefs, where he spent three seasons from 2003-05. Began as a volunteer special teams assistant in 2003 and then assisted with special teams and linebackers from 2004-05. In 2003, Kansas City led the NFL with four special teams touchdowns. They also led the league in both kickoff and punt return average. In 2004, the Chiefs set a team record for kickoff return yards (1,820) as Dante Hall returned two kickoffs for touchdowns.
- Played quarterback at Marshall (1991-93) before transferring to Houston (1994-95). He was named team captain as a senior in 1995.
- He received his bachelor's degree in psychology from the University of Houston in 1995.
- Father, Mike, was a longtime athletic trainer in the collegiate and NFL ranks, spending time with the Baltimore Colts, University of Miami, Louisville and University of Houston.
- O'Shea and his wife, Melissa, have two daughters, Claire and Grace, and a son, Mick.



JEFF ANDERSON

DEFENSIVE QUALITY CONTROL



SCHOOL TEXAS SOUTHERN UNIVERSITY | HOMETOWN DIXON, CALIF. | NFL EXPERIENCE 3RD YEAR | BROWNS EXPERIENCE 3RD YEAR

COACHING CAREER

2014	Contra Costa College, quarterbacks coach
2015	Contra Costa College, offensive coordinator/quarterbacks coach
2016	Contra Costa College, offensive coordinator/quarterbacks coach/assistant head coach
2017	University of Northern Colorado, graduate assistant
2018-19	San Jose State University, graduate assistant
2020-21	Cal Poly, cornerbacks coach
2021	Cleveland Browns, Bill Walsh NFL diversity coaching fellowship
2022-	Cleveland Browns, defensive quality control

KEY NOTES


- Joined the Browns in 2022 following eight seasons coaching at the collegiate level. Works closely with the cornerbacks.
- First joined the Browns as a Bill Walsh Diversity Coaching Fellow in 2021, an opportunity each NFL team offers to minority coaches during offseason programs.
- Served as the cornerbacks coach in the 2024 East-West Shrine Bowl.
- In 2023, the Browns defense led the NFL in several categories including total defense (270.2 yards per game), passing defense (164.7 yards per game), third down percentage (67-of-230 for 29.1 percent) and first downs allowed (253). The team's 270.2 net yards allowed per game were the fewest allowed in the NFL since the 2014 Seahawks (267.1) and the fewest allowed by a Browns team since 1957. Cleveland also led the league by forcing 112 punts, the third-most forced by an NFL team since 1970. DE Myles Garrett was named the 2023 NFL Defensive Player of the Year as well as earning first team All-Pro and Pro Bowl honors. CB Denzel Ward and LB Jeremiah Owusu-Koramoah were also Pro Bowl selections.
- During first season as defensive quality control coach, DE Myles Garrett was named to the Pro Bowl and the Associated Press All-Pro second team. Garrett also tied his own single-season team record with 16 sacks, tied for the second-most in the NFL in 2022.

- Prior to the Browns, spent two seasons (2020-21) coaching the corners at Cal Poly.
- Served as a graduate assistant at San Jose State (2018-19) and Northern Colorado (2017).
- Began coaching career at Contra Costa College in 2014. Originally named quarterbacks coach in his first season, promoted to offensive coordinator/quarterbacks coach in 2015 and added the responsibilities of assistant head coach in 2016. In his three seasons, Contra Costa College won two conference championships.
- Played quarterback for two seasons at Contra Costa College and two seasons at Texas Southern University.
- Graduated from Texas Southern with a major in liberal arts.
- Native of Dixon, Calif.



EPHRAIM BANDA

SAFETIES



SCHOOL INCARNATE WORD | HOMETOWN SAN ANTONIO, TEXAS | NFL EXPERIENCE 2ND YEAR | BROWNS EXPERIENCE 2ND YEAR

COACHING CAREER

2011	Incarnate Word, student assistant coach
2012-14	University of Texas, defensive graduate assistant coach
2015	Mississippi State University, defensive assistant coach
2016-18	University of Miami, safeties coach
2019-20	University of Miami, co-defensive coordinator/safeties coach
2021-22	Utah State University, assistant head coach/defensive coordinator/safeties
2023-	Cleveland Browns, safeties coach

KEY NOTES

- Joined the Browns as safeties coach in 2023, following 11 years coaching on the college level.
- Name is pronounced ef-RUM BON-duh.
- In 2023, the Browns defense led the NFL in several categories including total defense (270.2 yards per game), passing defense (164.7 yards per game), third down percentage (67-of-230 for 29.1 percent) and first downs allowed (253). The team's 270.2 net yards allowed per game were the fewest allowed in the NFL since the 2014 Seahawks (267.1) and the fewest allowed by a Browns team since 1957. Cleveland also led the league by forcing 112 punts, the third-most forced by an NFL team since 1970.
- Served as the defensive coordinator for the American team in the 2024 Senior Bowl.
- Helped his teams to a bowl game during each of his 11 seasons coaching college football.
- Spent two seasons (2021-22) as Utah State's assistant head coach, defensive coordinator and safeties coach. Led an attack front system that was ranked second in the NCAA with 114 TFL in 2021 and ninth with 94 TFL in 2022. Helped the Aggies tie a school record with 11 wins in 2021, including capturing the school's first Mountain West Championship and ranked 24th nationally.

- Prior to Utah State, spent five seasons (2016-20) at the University of Miami. Spent his first three seasons (2016-18) as safeties coach before serving as co-defensive coordinator/safeties coach from 2019-20. During his tenure at Miami, he coached nine defensive backs that went on to the NFL in Jamal Carter, Adrian Colbert (Chicago Bears), Dee Delaney (Buffalo Bills), Corn Elder, D.J. Ivey (Cincinnati Bengals), Mike Jackson, Rayshawn Jenkins (Seattle Seahawks), Jaquan Johnson (Buffalo Bills) and Sheldrick Redwine (Dallas Cowboys). In his last two recruiting cycles at Miami, Banda landed the No. 1-ranked safety in the nation and was named one of the top-25 recruiters in the country by Rivals.com.
- Served as a defensive assistant at Mississippi State in 2015, helping the Bulldogs to a 9-4 record. Coached two future NFL players in Will Redmond and Tavele Calhoun.
- Spent three seasons (2012-14) as a defensive graduate assistant at Texas. Coached future first-round NFL Draft pick Kenny Vaccaro (New Orleans), along with five other future NFL players in Quandre Diggs (Detroit Lions), Adrian Phillips (San Diego Chargers), Carrington Byndom, Mykkele Thompson and Duke Thomas.
- Earned undergraduate degree in sports management from Incarnate Word in 2011 and his master's degree in communications from Texas in 2014.
- Banda and his wife, Crystal, have a son, Darian, and a daughter, Aamani.

COMMUNITY

STAFF

PLAYERS

2023 SEASON

HISTORY

RECORDS

GAME DAY



STEPHEN BRAVO-BROWN

SPECIAL TEAMS ASSISTANT



SCHOOL UNIVERSITY OF SOUTH FLORIDA | HOMETOWN NORTH LAUDERDALE, FLA. | NFL EXPERIENCE 5TH YEAR | BROWNS EXPERIENCE 5TH YEAR

COACHING CAREER

2015	Waldorf University, wide receivers coach
2016	Wake Forest University, offensive quality control coach
2017-18	Wake Forest University, graduate assistant/wide receivers assistant coach
2018	Minnesota Vikings, Bill Walsh NFL diversity coaching fellowship
2019	New York Jets, Bill Walsh NFL diversity coaching fellowship
2019	Missouri State University, wide receivers coach
2020-21	Cleveland Browns, defensive quality control coach
2022-	Cleveland Browns, special teams assistant coach

KEY NOTES


- Joined the Browns in 2020 and spent two seasons as defensive quality control coach before being named special teams assistant in 2022.
- Helped the Browns kicking and punting units set several franchise records in 2023. K Dustin Hopkins' 33 made field goals were the most by a Brown in a season and his eight 50-plus yards field goals were also a team record. He finished second to Jim Brown (126 in 1965) for the most points scored by a Brown in a season with 123. Hopkins also set an NFL record with at least one 50-plus yard field goal in five consecutive games. P Corey Bojorquez set a franchise record with a 49.4 punt average, while his 31 punts inside the 20-yard line were one away from the team record. The Browns also led the league with three blocked field goals in 2023.
- Served as the special teams coordinator for the West team in the 2024 East-West Shrine Bowl.
- In first season as special teams assistant, helped P Corey Bojorquez set a franchise record for gross average in a season with a 45.8 mark and record the second-highest net average in team history with a 41.0 mark. Also helped K Cade York set Browns rookie records for points (107) and PATs (35), while finishing second for field goals made (24).
- Helped the Browns finish the 2021 season fifth in the NFL in total defense, marking just the third time since 1970 the team finished in the top five and the club's highest finish since 1987. DE Myles Garrett earned first team All-Pro and Pro Bowl honors after setting the franchise single-season record with 16 sacks in 2021, while CB Denzel Ward was also selected to the Pro Bowl.

- Helped the Browns defense rank among the league leaders in takeaways in 2020. Helped the Browns finish ninth in the league in run defense after finishing 30th in 2019.
- Spent 2019 as Missouri State's wide receivers coach, helping senior Tyler Currie earn All-MVFC honorable mention distinction. Currie ranked second in the conference in receptions per game (4.8).
- Served as a graduate assistant coach and worked with wide receivers at Wake Forest from 2017-18 after joining the program in 2016 as an offensive quality control coach. The Demon Deacons went to three straight bowl games in that span with the 2017 team, setting numerous team and individual records, including points scored (459) and total offense (6,055 yards).
- Participated in the Bill Walsh Diversity Coaching Fellowship program for the Vikings in 2018 and the Jets in 2019, an opportunity each NFL team offers to minority coaches during offseason programs.
- Began his coaching career at Waldorf University, where he spent the 2015 season coaching the wide receivers and helped mentor a pair of all-conference standouts. Also served as assistant director of football operations at Eastern Illinois and later mentored the EIU running backs during spring football in 2016 before moving to Wake Forest.
- Walk-on wide receiver at South Florida who earned a scholarship and lettered for the Bulls for three seasons. Played in 31 games and totaled 22 receptions for 259 yards. Used fourth year of eligibility to play at Eastern Illinois and caught 38 passes for 289 yards in 12 games. Earned tryouts for the Chicago Bears and Tampa Bay Buccaneers.
- Earned the OVC Medal of Honor in 2014 after serving as team captain and leading Eastern Illinois to an appearance in the conference championship game.
- Is a 2014 graduate of South Florida and earned his degree in psychological studies. Earned postgraduate degrees from Eastern Illinois in 2015 and Wake Forest in 2018.
- Native of North Lauderdale, Fla.



CALLIE BROWNSON

ASSISTANT WIDE RECEIVERS



SCHOOL GEORGE MASON UNIVERSITY | HOMETOWN ALEXANDRIA, VA. | NFL EXPERIENCE 6TH YEAR | BROWNS EXPERIENCE 5TH YEAR

COACHING CAREER

2015-17	Mount Vernon High School, assistant coach
2017	New York Jets, college/professional personnel scouting intern
2018	Dartmouth College, coaching intern
2018	Dartmouth College, offensive quality control coach
2019	Buffalo Bills, coaching intern
2020-21	Cleveland Browns, chief of staff
2022	U.S. Women's Tackle National Team, head coach
2022	Cleveland Browns, chief of staff/assistant wide receivers coach
2023-	Cleveland Browns, assistant wide receivers coach

PLAYING CAREER

2010-17	D.C. Divas, safety/running back/slot receiver
---------	---

KEY NOTES

- Joined the Browns as chief of staff in 2020. Added assistant wide receivers coach duties to responsibilities in 2022 and moved to a fulltime role as assistant wide receivers coach in 2023.
- Played eight seasons as a safety, running back and slot receiver for the D.C. Divas of the Women's Football Alliance. A five-time team captain and four-time All-American.
- Two-time gold medalist (Finland in 2013 and Vancouver in 2017) as a player with Team USA Women's Football.
- Joined the Browns in 2020 and made NFL history in her first season with the club. Became the first woman to coach an NFL position group in a game when she served as the team's acting tight ends coach during a Week 12 win over the Jacksonville Jaguars. Recognized by the Pro Football Hall of Fame for her accomplishments as artifacts from the game (sideline jacket, autographed ball) were put on display. Also served as acting wide receivers coach during a Week 17 victory against the Steelers in 2020 and acting running backs coach in Week 15 against the Raiders in 2021. Brownson also led the team's wide receivers for the Browns' playoff-clinching victory over the Steelers in Week 17, when a number of other Browns assistants were sidelined because of positive COVID-19 tests.
- In 2023, WR Amari Cooper became the first Browns player to record back-to-back 1,000-yard receiving seasons. He led the team with 1,250 receiving yards, the third-most by a Brown in a season en route to his fifth career Pro Bowl selection. Cooper also set a


Browns single-game record with 265 receiving yards at Houston on Dec. 24, 2023.

- Served as head coach of the 2022 U.S. Women's Tackle National Team. The U.S. team competed at the 2022 International Federation of American Football (IFAF) Women's Tackle World Championship in Vantaa, Finland and captured the gold medal. Oversaw a roster of 45 players and seven assistant coaches.
- Served as the wide receivers coach for the National team in the 2024 Senior Bowl.
- Turned a training camp internship with the Buffalo Bills in 2019 into a full-time position on Sean McDermott's staff. She aided a group that saw the Bills accomplish a 10-win season, their first double-digit win campaign in the 21st century. Buffalo also reached the AFC Wild Card and finished second in the AFC East.
- Prior to Buffalo, was offered a two-week internship by Dartmouth head coach, the late Buddy Teevens that turned into a full-time position as an offensive quality control coach, becoming the first full-time female football coach in Division I.
- Also coached at her alma mater, Mount Vernon High School, under famed coach Barry Wells, who recruited her to coach on his staff.
- Interned in the New York Jets personnel department and attended the Manning Passing Academy, where she served as one of the 16 female coaches for the first women's clinic held at the prestigious camp.
- In 2023, Brownson represented the Browns as one of 40 participants as part of the NFL's second annual Coach Accelerator, designed to increase exposure between owners, executives and diverse coaching talent.
- Serves as one of 22 members of USA Football's Football Development Council. The Council is comprised of medical, football and long-term athlete development experts to open more paths to the fun of playing football and improve upon existing ones. USA Football is the sport's national governing body and a member of the U.S. Olympic & Paralympic Committee. Brownson also serves on the Girls' Football Advisory Council for USA Football.
- Earned her bachelor's degree in sport management from George Mason University in 2015.
- Native of Alexandria, Va.



JACQUES CESAIRE

DEFENSIVE LINE



SCHOOL SOUTHERN CONNECTICUT STATE UNIVERSITY | HOMETOWN WORCESTER, MASS. | NFL EXPERIENCE 5TH YEAR | BROWNS EXPERIENCE 1ST YEAR

COACHING CAREER

2015-19	University of San Diego, defensive line coach
2020-21	Buffalo Bills, assistant defensive line coach
2022-23	Houston Texans, defensive line coach
2024-	Cleveland Browns, defensive line coach

PLAYING CAREER

2003-11	San Diego Chargers, defensive end
---------	-----------------------------------

KEY NOTES

- Jacques Cesaire joined the Browns in 2024. Brings 19 years of experience as an NFL player (nine) and coach (10).
- Name is pronounced SEE-zair.
- Joined the Browns after spending the previous two seasons as the defensive line coach in Houston (2022-23). Developed 2023 third overall draft pick DE Will Anderson, who was named the 2023 NFL Defensive Rookie of the Year. He set a Texans rookie record with seven sacks en route to being named to the Pro Bowl. DE Jonathan Greenard led the Texans with 12.5 sacks in 2023, as Houston set a franchise record with 46.0 sacks, while capturing the AFC South title.
- Spent two seasons (2020-21) as the assistant defensive line coach in Buffalo. The Bills led the NFL in both total defense (272.8 yards per game) and scoring defense (17.0 points per game) in 2021. Buffalo won

the AFC East title both seasons.

- Prior to joining the Bills, spent 2015-19 as the defensive line coach at University of San Diego, where the Toreros won at least a share of the Pioneer Football League Championship each season. Coached DE Jonathan Petersen who became the FCS's all-time career sacks leader with 44 and was named the PFL 2017 Defensive Player of the Year.
- As a player, entered the NFL as an undrafted free agent and spent nine seasons (2003-11) as a defensive end for the San Diego Chargers. Appeared in 125 games with 66 starts and totaled 220 tackles, 12.5 sacks, three forced fumbles and one fumble recovery.
- Played collegiately at Southern Connecticut State (1998-2002), finishing his career with 206 tackles, 21 sacks and four forced fumbles. As a senior was named the 2002 Northeast-10 Conference Defensive Lineman of the Year and earned All-American honors from the AFCA. Inducted to the school's Hall of Fame in 2019.
- Born in Worcester, Mass., earned a degree in liberal studies from Southern Connecticut State.
- Has a daughter, Viviana and two sons, Desmond and Cassius.

BUILD THE BRIDGE


Through the **#BeTheSolution** campaign, a social justice educational movement inspired by Executive Vice President of Football Operations and General Manager Andrew Berry, the Cleveland Browns and Good Karma Brands' 850 ESPN Cleveland announced a partnership called "Build the Bridge." In addition to overall support throughout the year, the Browns and ESPN Cleveland highlighted teams, athletes and coaches participating in the initiative, designed to empower, develop and unify high school football teams through meaningful interactions between programs of different racial and/or socio-economic demographics.

The program established by Cleveland Heights coaches Mac Stephens and Kahari Hicks and former Beachwood Head Coach and President of the African American Football Coaches Association, Damion Creel, strives to create a coalition of coaches, players, parents and administration and community members to foster the success of student-athletes through social-emotional, educational and athletic advancement.



NICK CHARLTON

OFFENSIVE ASSISTANT/RUN-GAME SPECIALIST



SCHOOL BOSTON COLLEGE | HOMETOWN SALEM, MASS. | NFL EXPERIENCE 1ST YEAR | BROWNS EXPERIENCE 1ST YEAR

COACHING CAREER

2012	Boston College, graduate assistant (recruiting)
2013-14	Boston College, graduate assistant (offense)
2015	University of Maine, wide receivers coach
2016-17	University of Maine, wide receivers/special teams coordinator
2018	University of Maine, offensive coordinator/quarterbacks coach
2019-21	University of Maine, head coach
2022-23	University of Connecticut, assistant head coach/offensive coordinator/ quarterbacks coach
2024-	Cleveland Browns, offensive assistant/run-game specialist

KEY NOTES

- Joined the Browns staff as an offensive assistant/run-game specialist in 2024.
- Spent the previous two seasons as UConn's assistant head coach/offensive coordinator/quarterbacks coach, leading the Huskies offense to rank 33rd in the NCAA after averaging 191.0 rushing yards per game in 2022 and the largest turnaround in all of FBS football, making a bowl game for the first time in seven years. In 2023, led the Huskies to its most 30-point games in over a decade and top ten in the nation in sacks allowed, a program record. Coached RG Christian Haynes, the first back to back All-American in program history.
- Spent seven seasons as a coach at Maine (2015-21) in various offensive roles before serving as head coach from 2019-21, at the time the youngest head coach in all of D1 football.

- During first season as the head coach at Maine, led an offense that became one of the program's best in decades. The Black Bears led the Coastal Athletic Conference (CAA), ranked 12th nationally and set school records in passing yards per game (296.5). The team also set a school record for passing touchdowns in a season with 29.
- As the offensive coordinator in 2018, the Black Bears captured the 2018 CAA Championship and advanced to the semifinal round of the FCS playoffs for the first time in program history. Helped pave the way for RB Ramon Jefferson to become the first freshman in school history to rush for 1,000 yards in a season.
- As a graduate assistant for Boston College, spent three seasons under then Boston College offensive coordinator, and now Ohio State head coach Ryan Day, where he worked on offense with the quarterbacks in 2014. Helped mentor QB Tyler Murphy, who set the ACC single-season quarterback rushing record with 1,184 yards.
- Graduated from Boston College in 2011 with a bachelor's degree in philosophy and received a master's degree from Boston College in 2013.
- Native of Salem, Mass.
- Charlton and his wife, Maria, have two daughters, Madeline and Lily, and a son, Scott.

COMMUNITY

STAFF

PLAYERS

2023 SEASON

HISTORY

RECORDS

GAME DAY



ANDY DICKERSON

OFFENSIVE LINE



SCHOOL TUFTS UNIVERSITY | HOMETOWN WILMINGTON, DEL. | NFL EXPERIENCE 19TH YEAR | BROWNS EXPERIENCE 3RD YEAR

COACHING CAREER

2003	Tufts University, graduate assistant
2004-05	New England Patriots, operations intern/assistant
2006-08	New York Jets, defensive quality control coach/coaching assistant
2009	Cleveland Browns, defensive quality control coach
2010	Cleveland Browns, assistant offensive line coach
2011	New York Jets, coaching assistant
2012-20	St. Louis/Los Angeles Rams, assistant offensive line coach
2021	Seattle Seahawks, offensive run game coordinator
2022-23	Seattle Seahawks, offensive line coach
2024-	Cleveland Browns, offensive line coach

KEY NOTES

- Andy Dickerson re-joined the Browns as offensive line coach in 2024 after initially spending two seasons (2009-10) with the team, including serving as assistant offensive line coach in 2010.
- In his 19th season as an NFL coach and his third season as an offensive line coach.
- Spent three seasons with Seattle, first as run game coordinator (2021) and then as offensive line coach (2022-23). During his three seasons in Seattle, the Seahawks ranked fourth in the NFL with a 4.67 rush average. T Duane Brown was named to the Pro Bowl in 2021. His offensive lines protected for QB Geno Smith, who made the Pro Bowl in 2022 and 2023 and QB Russell Wilson, who made the Pro Bowl in 2021.
- Served as assistant offensive line coach with the Rams from 2012-20. In 2019, the Rams led the NFL in fewest sacks allowed with 22. In 2018, the Rams finished second in the NFL with an average of 421.1 yards per game and advanced to Super Bowl LIII. The Rams led the NFL with 29.9 points per game in 2017. T Andrew Whitworth was a first team All Pro and selected to the Pro Bowl in 2017.

- Assisted with an offensive line that helped pave the way for RB Todd Gurley II, who spent five seasons (2015-19) with the Rams and established himself as one of the top running backs in the NFL. Gurley was named the 2017 NFL Offensive Player of the Year and 2015 NFL Offensive Rookie of the Year. He also made three Pro Bowls, was a two-time first team All-Pro honoree and led the NFL in rushing touchdowns in 2017 and 2018. Gurley also led the NFL in scrimmage yards with 2,093 in 2017.

- Spent the 2011 season with the Jets as a coaching assistant, where he first broke into coaching as a member of their staff from 2006-08.

- In previous stint with the Browns, spent 2009 as a defensive quality control coach and 2010 as assistant offensive line coach.

- Worked in the operations department of the New England Patriots, first as an intern in 2004 and then on a fulltime basis the following year.

- Began NFL career with the Washington Commanders as a training camp intern in 2003 before spending that season as a graduate assistant on the offensive staff at Tufts University.

- A native of Wilmington, Del., was a two-sport athlete at Tufts, playing football and performed in the shot put, discus and hammer throw on the school's track & field squad.



ZACH DUNN

DEFENSIVE ASSISTANT



SCHOOL BOWLING GREEN STATE UNIVERSITY | HOMETOWN GERMANTOWN, OHIO | NFL EXPERIENCE 5TH YEAR | BROWNS EXPERIENCE 5TH YEAR

COACHING CAREER

2016-19	Bowling Green State University, student assistant coach
2020-	Cleveland Browns, defensive assistant coach

KEY NOTES

- Joined the Browns in 2020 and helped the defense rank among the league leaders in takeaways, including leading the league in red zone takeaways. Helped CB Denzel Ward finish tied for second in the NFL with 18 passes defended, despite only playing in 12 games.
- During four seasons with the Browns, DE Myles Garrett was named to the Pro Bowl and AP All-Pro team all four seasons, earning first team honors three times and second team honors in 2022. Garrett was also named the 2023 NFL Defensive Player of the Year. He set the franchise single-season sack record with 16 in 2021 and tied the mark in 2022. Ward was selected to the Pro Bowl in 2021 and 2023. LB Jeremiah Owusu-Koramoah was named to his first career Pro Bowl in 2023.
- In 2023, the Browns defense led the NFL in several categories including total defense (270.2 yards per game), passing defense (164.7 yards per game), third down percentage (67-of-230 for 29.1 percent) and first downs allowed (253). The team's 270.2 net yards allowed per game were the fewest allowed in the NFL since the 2014 Seahawks (267.1) and the fewest allowed by a Browns team since 1957. Cleveland also led the league by forcing 112 punts, the third-most forced by an NFL team since 1970.

- Helped the Browns finish the 2021 season fifth in the NFL in total defense, marking the club's highest finish since 1987.
- Spent the 2016 season as a student assistant coach at his alma mater, Bowling Green State University.
- Gained experience as a content coordinator for USA football, spending two years in the department prior to circling back to coaching in 2020.
- Graduated from Bowling Green State University with a concentration in business administration and management.
- Married to his wife, Cassidy, and is a native of Germantown, Ohio.

COMMUNITY

STAFF

PLAYERS

2023 SEASON

HISTORY

RECORDS

GAME DAY



ASHTON GRANT

OFFENSIVE ASSISTANT/QUARTERBACKS



SCHOOL ASSUMPTION UNIVERSITY | HOMETOWN MANCHESTER, CONN. | NFL EXPERIENCE 5TH YEAR | BROWNS EXPERIENCE 5TH YEAR

COACHING CAREER

2019-20	College of Holy Cross, quality control coach
2020	Cleveland Browns, Bill Walsh NFL diversity coaching fellowship
2020-21	Cleveland Browns, Bill Willis coaching fellowship
2022	Cleveland Browns, offensive quality control coach
2023-	Cleveland Browns, offensive assistant/quarterbacks

KEY NOTES


- Joined the Browns in 2020 as the team's first-ever recipient of the Bill Willis Coaching Fellowship and extended his time with the team in the same role through 2021. The Browns created the opportunity for a rising minority coach with a focus on the offensive side of the ball. Named offensive quality control coach in 2022 and offensive assistant/quarterbacks in 2023.
- In first season as offensive assistant/quarterbacks, helped QB Deshaun Watson record a 5-1 record as a starter and QB Joe Flacco register a 4-1 record as a starter. Flacco became the first Browns player to throw for 300-yards in four consecutive games and was named the 2023 NFL Comeback Player of the Year.
- Prior to spending 2022 as offensive quality control coach, spent 2020-21 assisting the coaching staff with week-to-week game plans and talent evaluations. Worked closely with run game coordinator/running backs coach Stump Mitchell in 2020 and pass game coordinator/wide receivers coach Chad O'Shea in 2021.
- Served as the wide receivers coach for the West team in the 2022 East-West Shrine Bowl and the 2023 Senior Bowl.

- Helped the Browns to one of the most prolific RB tandems in 2020 with Nick Chubb (1,067 rushing yards and 12 rushing touchdowns) and Kareem Hunt (1,144 scrimmage yards and 11 total touchdowns). The pair were the only NFL teammates to each record at least 840 rushing yards in 2020, highlighted by a win against Houston on Nov. 15, when Chubb (126) and Hunt (104) became the first Browns to each record 100 yards rushing in the same game since 1966.
- The Browns run game finished 2020 third in the NFL in rush yards (2,374) as the team recorded four games with at least 200 rushing yards, its most in a season since 1978.
- Prior to receiving the Bill Willis Fellowship, Grant was a Bill Walsh Diversity Coaching Fellow for the Browns, a separate opportunity each NFL team offers to minority coaches during offseason programs.
- Prior to the Browns, served as a quality control coach at Holy Cross from 2019-20.
- Before entering a coaching career, Grant played in the Alliance of American Football with the Salt Lake Stallions and participated in training camps with the Chiefs and Bears.
- Attended Assumption, where he posted the most receiving yards (3,204), most touchdown receptions (36) and touchdown receptions in a single-season (13 in 2016) in school history.
- Native of Manchester, Conn.



RILEY HECKLINSKI

COORDINATOR OF COACHING LOGISTICS



SCHOOL INDIANA STATE UNIVERSITY | HOMETOWN ANNA MARIA ISLAND, FLA. | NFL EXPERIENCE 5TH YEAR | BROWNS EXPERIENCE 5TH YEAR

COACHING CAREER

2020-22	Cleveland Browns, scouting assistant
2023-	Cleveland Browns, coordinator of coaching logistics

KEY NOTES

- Joined the Browns in 2020 as a scouting assistant. Named coordinator of coaching logistics in 2023.
- Served as an intern at the 2020 Senior Bowl, where she worked with specialists from both the North and South teams.
- Gained experience volunteering on the University of Kansas football recruiting staff.
- Began college softball career playing at Indiana, before transferring to Indiana State, where she earned her degree in communications. Also worked in the ISU athletic department as a student.
- Father, Jeff, has 25 years' experience coaching football on the collegiate level, most recently serving as offensive coordinator and quarterbacks coach at San Diego State from 2020-22.
- Native of Anna Maria Island, Fla.

CHAMPIONSHIP PEDIGREE

The Browns began to make history early in their existence as they appeared in a league championship game in each of their first 10 years. This included their first four seasons in the All-America Football Conference (1946-49) and their first six in the NFL (1950-55). This streak of 10 straight appearances is tied for the most among the major professional sports leagues (NFL, NBA, MLB, NHL).

Team	League	Seasons	Years
Cleveland Browns	AAFC/NFL	10	1946-55
Boston Celtics	NBA	10	1956-65
Montreal Canadiens	NHL	10	1950-59



ROY ISTVAN

ASSISTANT OFFENSIVE LINE



SCHOOL SOUTHERN CONNECTICUT STATE UNIVERSITY | HOMETOWN WALLINGFORD, PA. | NFL EXPERIENCE 6TH YEAR | BROWNS EXPERIENCE 1ST YEAR

COACHING CAREER

1990-95	Southern Connecticut State University, graduate assistant
1996-2000	Southern Connecticut State University, offensive coordinator
2001-03	University at Buffalo, run game coordinator/offensive line coach
2004-05	University at Buffalo, offensive coordinator
2006-07	Milford Academy (N.Y.), offensive coordinator
2008-10	University of Rhode Island, offensive line coach
2011-13	University of Rhode Island, offensive coordinator
2014-16	Cornell University, offensive coordinator/offensive line coach
2018	Keiser University (Fla.), assistant head coach/offensive coordinator/offensive line coach
2019-23	Philadelphia Eagles, assistant offensive line coach
2024-	Cleveland Browns, assistant offensive line coach

KEY NOTES

- Roy Istvan joined the Browns staff as assistant offensive line coach in 2024.
- Brings 33 years of coaching experience on the college and pro levels.
- Spent five seasons (2019-23) as assistant offensive line coach with Philadelphia. Helped the Eagles set numerous franchise records and several individual honors. Helped Philadelphia advance to Super Bowl LVII as the team set single-season franchise records for points (477), total touchdowns (59), scrimmage touchdowns (57), rushing touchdowns (32) and total first downs (385). In 2021, the Eagles led the league with a franchise record 2,715 rushing yards.
- Istvan is a veteran offensive line coach who helped four offensive linemen earn a combined 11 Pro Bowl honors – guard Brandon Brooks (2019), guard Landon Dickerson (2022-23), tackle Lane Johnson (2019, 22-23) and center Jason Kelce (2019-23). Kelce (2019, 21-23) was named first team All-Pro four times, while Johnson (2022) was a first team selection once and a second team selection twice (2021, 2023).


- During his time with the Eagles, worked closely with lineman Jordan Mailata to develop him into a top-tier NFL talent. Mailata, a rugby player from Australia, was selected by the Eagles in the seventh round of the 2018 NFL Draft. Istvan helped to pilot the Eagles development program for international players and worked diligently with Mailata to get him up to speed for the NFL, he eventually signed multiple multi-year contract extensions and became a key starter for the offensive line. Furthermore, the Eagles' offensive line featured two Pro Bowl alternates in 2022, one of them being Mailata and the other guard Isaac Seumalo, in addition to having three Pro Bowl selections, making it one of the most decorated position groups in team history.

- Spent 28 years coaching on the college level with stops at Keiser (assistant head coach/offensive coordinator/offensive line 2018), Cornell (offensive coordinator/offensive line 2014-16), Rhode Island (offensive coordinator/offensive line 2008-13), Milford Academy (offensive coordinator 2006-07), Buffalo (run game coordinator/offensive line coach 2001-05) and his alma mater Southern Connecticut State (offensive coordinator/offensive line coach 1990-2000), developing a number of All-American and NFL caliber players throughout his time at the collegiate level.
- Istvan and his wife, Kristin, have three children, Jaylin and twins Kambria and Zachariah.



BRANDON LYNCH

CORNERBACKS



SCHOOL MIDDLE TENNESSEE STATE UNIVERSITY | HOMETOWN HEPHZIBAH, GA. | NFL EXPERIENCE 5TH YEAR | BROWNS EXPERIENCE 5TH YEAR



COACHING CAREER

2010	Wilmington College, NFLPA coaching intern
2011	NFLPA Texas vs. The Nation All-Star Game, assistant coach
2011	Sacramento Mountain Lions, UFL coaching intern
2011-13	Lenoir-Rhyne University, secondary coach
2013	Minnesota Vikings, Bill Walsh NFL diversity coaching fellowship
2013-14	University of Northern Iowa, secondary coach
2015-16	University of Northern Iowa, secondary/associate head coach for defense
2017	East Carolina University, secondary coach
2018-19	East Carolina University, cornerbacks coach
2020-22	Cleveland Browns, assistant defensive backs coach
2023-	Cleveland Browns, cornerbacks coach

PLAYING CAREER

2004	Tennessee Titans, safety
2005-06	Indianapolis Colts, corner/safety
2007-09	Saskatchewan Roughriders, safety

KEY NOTES

- Former defensive back who helped his teams win the Super Bowl (Indianapolis Colts in 2006) and Grey Cup (Saskatchewan Roughriders in 2007).
- Joined the Browns in 2020 as assistant defensive backs coach before moving to cornerbacks coach in 2023.
- In 2023, the Browns defense led the NFL in several categories including total defense (270.2 yards per game), passing defense (164.7 yards per game), third down percentage (67-of-230 for 29.1 percent) and first downs allowed (253). The team's 270.2 net yards allowed per game were the fewest allowed in the NFL since the 2014 Seahawks (267.1) and the fewest allowed by a Browns team since 1957. The Browns set a franchise record for sacks in a season with 48. Cleveland also led the league by forcing 112 punts, the third-most forced by an NFL since 1970. CB Denzel Ward was selected to his third Pro Bowl.

- During his three seasons as Browns assistant defensive backs coach (2020-22), helped the defense lead the league in red zone takeaways in 2020. In 2021, the Browns finished fifth in the NFL in total defense and fifth in the league in pass defense. Helped CB Denzel Ward earn his second career Pro Bowl selection and recorded the longest interception return in the NFL in 2021 (99 yards). Oversaw the development of 2021 first-round pick CB Greg Newsome II, who was named to the PFWA All-Rookie team, and 2022 third-round pick CB M.J. Emerson, who tied for the team lead and finished third among all NFL rookies with 15 passes defended in 2022.

- Spent three seasons coaching at East Carolina, overseeing the secondary (2017) and the cornerbacks (2018-19).

- Coached the secondary at Northern Iowa for four seasons (2013-16). Helped produce 11 All-Missouri Valley Conference selections and developed three FCS All-America performers, including Chicago Bears fourth-round draft choice Deiondre' Hall.

- Participated in the prestigious Bill Walsh NFL diversity coaching fellowship with the Minnesota Vikings in 2013 and was invited to attend the NCAA & NFL Coaching Academy.

- Spent 2004 with the Tennessee Titans after signing as an undrafted free agent. Played two seasons (2005-06) with the Colts before spending three seasons (2007-09) in the CFL with the Roughriders.

- Two-time team captain at Middle Tennessee State, where he graduated with a degree in liberal studies.

- Lynch and his wife, Francesca, have three children, daughters, Jordan and Peyton, and son Brandon II.



BILL MUSGRAVE

SENIOR OFFENSIVE ASSISTANT



SCHOOL UNIVERSITY OF OREGON | HOMETOWN GRAND JUNCTION, COLO. | NFL EXPERIENCE 22ND YEAR | BROWNS EXPERIENCE 2ND YEAR



COACHING CAREER

1997	Oakland Raiders, quarterbacks coach
1998	Philadelphia Eagles, offensive coordinator/offensive assistant
1999-2000	Carolina Panthers, offensive coordinator/quarterbacks coach
2001-02	University of Virginia, offensive coordinator/quarterbacks/tight ends coach
2003-04	Jacksonville Jaguars, offensive coordinator/quarterbacks coach
2005	Washington Redskins, quarterbacks coach
2006-09	Atlanta Falcons, quarterbacks coach
2010	Atlanta Falcons, assistant head coach/quarterbacks coach
2011-13	Minnesota Vikings, offensive coordinator
2014	Philadelphia Eagles, quarterbacks coach
2015-16	Oakland Raiders, offensive coordinator
2017	Denver Broncos, quarterbacks coach/offensive coordinator
2018	Denver Broncos, offensive coordinator
2020-22	University of California, offensive coordinator/quarterbacks coach
2023-	Cleveland Browns, senior offensive assistant

PLAYING CAREER

1991-94	San Francisco 49ers, quarterback
1995-96	Denver Broncos, quarterback

KEY NOTES

- Joined the Browns in 2023, bringing 26 years of coaching experience on the professional and collegiate level in addition to six seasons as an NFL player. Member of San Francisco's Super Bowl XXIX winning team.
- Served as an NFL offensive coordinator for 11 seasons with six teams (Philadelphia, Carolina, Jacksonville, Minnesota, Oakland and Denver).
- In 2023, G Joel Bitonio, WR Amari Cooper, TE David Njoku and G Wyatt Teller were selected to the Pro Bowl.
- Worked on the same offensive staff as Kevin Stefanski in Minnesota from 2011-13.
- Prior to the Browns, spent three seasons (2020-22) as the offensive coordinator/quarterbacks coach at Cal.
- Engineered the Broncos offense in 2018 that paved the way for RB Philip Lindsey to become the first rookie free agent to be selected to the Pro Bowl, along with WR Emmanuel Sanders recording touchdowns via rushing, passing and receiving that season.

- During his time as offensive coordinator or quarterbacks coach, has helped three different quarterbacks to Pro Bowl selections including Derek Carr (2015-16), Matt Ryan (2010) and Steve Beurlein (1999).
- As offensive coordinator with the Raiders, guided the offense to an NFL best 373 yards per game and 26.0 points per game in 2016.
- During his three seasons (2011-13) as offensive coordinator with the Vikings, oversaw an offense that led the NFL in rushing with 146.5 yards per game and RB Adrian Peterson leading the league with 4,333 rushing yards during that span. Peterson was named the NFL MVP in 2012.
- Oversaw the development of 2003 first round pick QB Byron Leftwich as coordinator with the Jaguars. That season, RB Fred Taylor rushed for a career-high and Jaguars record 1,572 yards.
- Spent two seasons (2001-02) as offensive coordinator at Virginia, where he worked with QB Matt Schaub, who was named the ACC Players of the Year and set numerous team and conference records.
- The Panthers finished second in the NFL in passing yards, while serving as quarterbacks coach in 1999.
- First coaching experience came in 1997 as quarterbacks coach with the Raiders. QB Jeff George led the NFL with 3,919 passing yards.
- Selected by Dallas in the fourth round of the 1991 draft. Spent six seasons in the NFL with the 49ers (1991-94) and Broncos (1995-96). Appeared in 12 career games with one start, while serving as the backup to Pro Football Hall of Fame QBs Joe Montana, Steve Young and John Elway.
- Set University of Oregon school records for passing yards and total offense. Inducted into the Oregon Hall of Fame in 2000. Earned degree in finance & accounting.
- Native of Grand Junction, Colo., where he was named Colorado High School Athlete of the Year as a senior in 1985 at Grand Junction High School. Inducted as a member of the Colorado Sports Hall of Fame in 1995.



TOMMY REES

TIGHT ENDS/PASS GAME SPECIALIST



SCHOOL UNIVERSITY OF NOTRE DAME | HOMETOWN LAKE BLUFF, ILL. | NFL EXPERIENCE 2ND YEAR | BROWNS EXPERIENCE 1ST YEAR

COACHING CAREER

2015	Northwestern, graduate assistant
2016	San Diego Chargers, offensive assistant
2017-19	Notre Dame, quarterbacks coach
2020-22	Notre Dame, offensive coordinator/quarterbacks
2023	Alabama, offensive coordinator/quarterbacks
2024-	Cleveland Browns, tight ends/pass game specialist

KEY NOTES

- Joined the Browns staff as tight ends/pass game specialist in 2024.
- Spent the 2023 season as Alabama's offensive coordinator and quarterbacks coach, helping the Crimson Tide win the SEC Championship Game and advance to the College Football Playoffs.
- Spent six seasons as a coach at Notre Dame (2017-22), first coaching the quarterbacks and adding the role as offensive coordinator in 2020. In three years as Notre Dame's offensive coordinator, the team averaged more than 30 points per game each year and advanced to the College Football Playoffs in 2020 after posting an undefeated regular season.
- Developed a number of future NFL draft picks at Notre Dame including TE Michael Mayer (second round pick in 2023), RB Kyren Williams (fifth round pick in 2022), T Liam Eichenberg (second round in 2021), TE Tommy Tremble (third round pick in 2021), T Robert Hainsey (third round pick in 2021), QB Ian Book (fourth round pick in 2021) and WR Ben Skowronek (seventh round pick in 2021).
- In 2021, Michael Mayer set Notre Dame single-season records for receptions by a tight end (71), receiving touchdowns by a tight end (7) and receiving yards by a tight end (840). Kyren Williams rushed for 1,000 yards for the second straight season, becoming only the fifth running back in school history with back-to-back 1,000-yard seasons.

- Under Rees' guidance, Ian Book finished his Notre Dame career as the winningest signal-caller in school history. He also finished second in career passing yards (8,948), completions (728), completion percentage (63.8) and passing touchdowns (72). Book posted a 30-5 record and guided the Irish to two CFP appearances (2018, 2020). Rees was named the 2018 FootballScoop Quarterbacks Coach of the Year for his efforts.
- Spent the 2016 season as an offensive assistant for the San Diego Chargers as quarterback Philip Rivers threw for 4,386 yards and 33 touchdowns.
- Began coaching career as an offensive graduate assistant coach for Pat Fitzgerald at Northwestern in 2015. He helped the Wildcats to a 10-3 record, a No. 23 final ranking and a berth in the Outback Bowl.
- Four-year letterwinner at quarterback for Notre Dame (2010-13), finishing with a 23-8 (.733) record as the starting quarterback. Finished second in Notre Dame history in touchdowns passes (61) and third in passing yards (7,351). Signed as an undrafted free agent by the Washington Commanders.
- Graduated from Notre Dame in 2013 with a bachelor's degree in management consulting.
- Father, Bill, worked as the Browns director of player personnel from 2004-08. Also spent time in the front office with the Bears, Chiefs and 49ers.
- Spent two summers working on the Browns equipment staff.
- Engaged to Emily Cavalaris.



KEVIN ROGERS

SENIOR ASSISTANT/SPECIAL PROJECTS



SCHOOL THE COLLEGE OF WILLIAM & MARY | HOMETOWN SPARTA, N.J. | NFL EXPERIENCE 10TH YEAR | BROWNS EXPERIENCE 5TH YEAR

COACHING CAREER

1974-76	Bayside High School (Va.), assistant coach
1977-78	Ohio State University, graduate assistant
1979	Mainland High School (Fla.), head coach
1980-82	The College of William & Mary, running backs coach
1983	Navy, tight ends/offensive tackles coach
1984-85	Navy, tight ends/wide receivers coach
1986	Navy, defensive backs coach
1987-88	Navy, running backs coach
1989-90	Navy, quarterbacks coach
1991-94	Syracuse University, quarterbacks coach
1995-96	Syracuse University, assistant head coach/quarterbacks/ recruiting coordinator
1997	Syracuse University, assistant head coach/offensive coordinator/ quarterbacks/recruiting coordinator
1998	Syracuse University, assistant head coach/offensive coordinator/ quarterbacks coach
1999-2001	University of Notre Dame, offensive coordinator/ quarterbacks coach
2002-05	Virginia Tech, quarterbacks coach
2006-10	Minnesota Vikings, quarterbacks coach
2011	Boston College, offensive coordinator
2012	Temple University, associate head coach/quarterback coach
2013-16	The College of William & Mary, offensive coordinator/ quarterbacks coach
2020-22	Cleveland Browns, senior offensive assistant
2023-	Cleveland Browns, senior assistant/special projects

KEY NOTES

- Rogers is in his fifth season with the Browns after joining the team as senior offensive assistant in 2020 and transitioning to senior assistant/special projects in 2023. He is in his 10th season in the NFL after returning to coaching after a brief hiatus from 2017-19.
- Rogers, who played linebacker at William & Mary from 1971-73 and was the Tribe's running backs coach from 1980-82, returned to Williamsburg to coach from 2013-16 with impressive credentials that included nearly 30 years as a Division I coach and five seasons (2006-10) in the NFL as the Minnesota Vikings quarterbacks coach.
- Joined the Browns in 2020 and helped the offense to some of its best numbers in generations. Cleveland's 408 points were its second-most in franchise history, while the club also finished with its second-best total in scrimmage touchdowns (48) and tied for the

second-most first downs (355). The Browns finished third in the league in rushing with an average of 148.4 yards per game (the team's best since 1978).

- Assisted with the Browns running backs in 2021 and helped the Browns lead the NFL in rushing average with a 5.09 mark, the highest average by a Browns team since 1966. The team's 6,090 scrimmage yards were the fourth-most by the club in a single-season.
- Prior to returning to William & Mary, joined the Tribe staff after serving as Temple's associate head coach and quarterbacks coach in 2012 and as Boston College's offensive coordinator in 2011.
- During tenure with the Vikings, helped veteran QB Brett Favre post one of the best statistical seasons of his career during the 2009 campaign as he topped 4,200 passing yards with 33 passing touchdowns and a career-best 107.2 rating. That season, Minnesota advanced to the NFC Championship game.
- Before joining the Vikings, served as Virginia Tech's quarterbacks coach from 2002-05 and helped Bryan Randall and Marcus Vick establish themselves as two of the most prolific signal callers in school history. Under Rogers' tutelage, Randall earned Atlantic Coast Conference Player of the Year honors in 2004 as the Hokies made a Sugar Bowl appearance. During the following season, Vick led the league in passing efficiency and VT posted the ACC's top scoring offense (33.8). During Rogers' tenure in Blacksburg, Virginia Tech recorded a 39-14 record, won the ACC title in 2004 and played in the first ACC Championship Game in 2005.
- Prior to his successful stint at Virginia Tech, Rogers worked as Notre Dame's offensive coordinator/quarterbacks coach from 1999-01.
- Coached at Syracuse from 1991-98 and helped the Orange achieve tremendous success during his tenure, as the squad registered a 68-26-1 record and six bowl appearances, including two trips to the Fiesta Bowl and one to the Orange Bowl. In addition to coaching the quarterbacks during his entire time at Syracuse, served as the team's recruiting coordinator from 1993-94 and was promoted to offensive coordinator in 1997. Syracuse became the first team in Big East history to win three consecutive league championships during his tenure, and he was

instrumental in the success of Donovan McNabb, who set the majority of Syracuse's passing records and was drafted No. 2 overall by the Philadelphia Eagles.

- Worked on Navy's staff as an assistant from 1983-90 and coached future NFL standout Napoleon McCallum. His first college coaching position came at W&M when he served as Jimmie Laycock's running backs coach from 1980-82. Prior to joining the Tribe's staff, worked as a graduate assistant at Ohio State under the legendary head coach Woody Hayes in 1977-78.

- A 1974 graduate of William & Mary and received his master's degree in physical education from Ohio State in 1978.

- Rogers and his wife, Betty, have three children: Kevin, Jr., Megan and Ryan, as well as eight grandchildren: Grady, Lucille, Nolan, Dawson, Lane, Bo, Mack and Frankie.

PAUL BROWN'S INNOVATIONS

Hall of Fame Coach Paul Brown not only led the Browns to a 167-53-8 record, four AAFC titles and three NFL championships, but he was also an innovator who helped shape the NFL into the game it is today.

A Few Of Paul Brown's Innovations:

- First to use intelligence test as a hint to a player's learning potential.
- Set up complete film clip statistical studies and graded his own players based on film study.
- First use of a radio transmitter to communicate with players on the field.
- First to install face masks on helmets (at the professional level).
- He invented the draw play and helped developed the modern face mask.





DUCE STALEY

RUNNING BACKS



SCHOOL SOUTH CAROLINA UNIVERSITY | HOMETOWN COLUMBIA, S.C. | NFL EXPERIENCE 16TH YEAR | BROWNS EXPERIENCE 1ST YEAR



COACHING CAREER

2010	Philadelphia Eagles, coaching intern
2011-12	Philadelphia Eagles, special teams quality control coach
2013-17	Philadelphia Eagles, running backs coach
2018-20	Philadelphia Eagles, assistant head coach/running backs
2021-22	Detroit Lions, assistant head coach/running backs
2023	Carolina Panthers, assistant head coach/ running backs (first 11 games)
2024-	Cleveland Browns, running backs coach

PLAYING CAREER

1997-2003	Philadelphia Eagles, running back
2004-06	Pittsburgh Steelers, running back

KEY NOTES

- Duce Staley joined the Browns in 2024. Brings 25 years of experience as an NFL player (10) and coach (15), where he has won a Super Bowl as both a player and a coach.
- Under Staley's direction, RB Jamaal Williams led the NFL and set a Lions franchise record with 17 rushing touchdowns in 2022. Williams accounted for 1,066 of the Lions' 2,179 rushing yards that season, the team's highest total in 25 years.
- Entered the coaching ranks as a coaching intern with the Eagles in 2010 and was hired into a full-time role as a special teams quality control coach (2011). Earned multiple promotions throughout his 11 seasons on the Eagles staff (2010-20).
- During first season as running backs coach (2013), the Eagles' offense set franchise records for points, total net yards, touchdowns and passing yards.
- Helped the Eagles finish third in the league with 132.2 rushing yards per game as the team captured Super Bowl LII.

• As his running backs coach, helped RB LeSean McCoy earn first-team All-Pro honors in 2013 and five Pro Bowl selections (2013-17). In 2013, McCoy led the NFL in rushing yards (1,607) and scrimmage yards (2,146). McCoy was also named to the NFL 2010s All-Decade Team.

• Developed RB Miles Sanders in 2019, who led all rookies and set Eagles rookie records for rushing yards (818) and scrimmage yards (1,327).

• A third-round pick by Philadelphia in 1997, spent seven seasons with the Eagles (1997-2003) before finishing career with the Steelers (2004-06). Helped the Steelers win Super Bowl XL. Appeared in 114 career games and racked up 5,785 rushing yards on 1,430 carries with 24 rushing touchdowns, while adding 287 career receptions for 2,587 yards with 10 touchdowns. Eclipsed the 1,000-yard rushing plateau three times in career. Became the second player in Eagles history to record 200-rushing yards in a single game.

• Rushed for 1,852 yards at South Carolina from 1995-96 and was elected to South Carolina's Athletic Hall of Fame in 2012.

• Active in the community, particularly with the Special Olympics and the First Steps early childhood education program. Launched the Catch 22 foundation to assist single mothers. Participated in the 2003 NFL USO Tour to greet U.S. troops stationed in Iraq, Kuwait and Qatar.

• A native of Columbia, S.C., Staley has five children, Davin, Damani, Dania, King and Steele. Married to wife, Maria.



JASON TARVER

LINEBACKERS



SCHOOL SANTA CLARA UNIVERSITY | HOMETOWN PLEASANTON, CALIF. | NFL EXPERIENCE 21ST YEAR | BROWNS EXPERIENCE 5TH YEAR

COACHING CAREER

1996-97	West Valley College, special teams and defensive assistant
1998-2000	UCLA, graduate assistant/defensive backs and special teams coach
2001-03	San Francisco 49ers, offensive quality control coach
2004	San Francisco 49ers, assistant running backs coach
2005-10	San Francisco 49ers, outside linebackers coach
2011	Stanford University, co-defensive coordinator/inside linebackers coach
2012-14	Oakland Raiders, defensive coordinator
2015-17	San Francisco 49ers, senior defensive assistant/linebackers coach
2018	Vanderbilt University, outside linebackers/defensive coordinator
2019	Vanderbilt University, inside linebackers/defensive coordinator
2020-	Cleveland Browns, linebackers coach

KEY NOTES

- In 21st season as an NFL coach, including 13 seasons with the 49ers and three seasons as the defensive coordinator for the Raiders.
- In 2023, the Browns defense led the NFL in several categories including total defense (270.2 yards per game), passing defense (164.7 yards per game), third down percentage (67-of-230 for 29.1 percent) and first downs allowed (253). The team's 270.2 net yards allowed per game were the fewest allowed in the NFL since the 2014 Seahawks (267.1) and the fewest allowed by a Browns team since 1957. Cleveland also led the league by forcing 112 punts, the third-most forced by an NFL team since 1970. Helped LB Jeremiah Owusu-Koramoah to his first career Pro Bowl selection.
- Helped the Browns finish the 2021 season fifth in the NFL in total defense, marking the club's highest finish since 1987. The Browns were one of just three NFL teams (Green Bay and San Francisco) to finish 2021 in the top-12 in total defense, run defense and pass defense. Also oversaw the development of second-round pick LB Jeremiah Owusu-Koramoah, who was named to the PFWA All-Rookie team.
- Joined the Browns in 2020 and helped the defense rank among the league leaders in takeaways, including an NFL-best six red zone takeaways. Helped the Browns rank ninth in the league in run defense after finishing 30th in 2019.
- In addition to serving as Vanderbilt's defensive coordinator from 2018-19, oversaw the outside linebackers in 2018 and inside linebackers in 2019. In


2019, he helped junior LB Dimitri Moore lead the team with 99 total tackles and rank third in the SEC in the same category.

- Spent 13 seasons over two stints (2001-10 and 2015-17) in San Francisco. Worked under seven head coaches (Steve Mariucci, Dennis Erickson, Mike Nolan, Mike Singletary, Jim Tomsula, Chip Kelly and Kyle Shanahan) while with the 49ers.
- With the 49ers, Tarver helped coach and oversee the production of former AP Comeback Player of the Year and Pro Bowl RB Garrison Hearst, All-Pro LBs Takeo Spikes, NaVorro Bowman and Ahmad Brooks, All Pro and former Defensive Rookie of the Year LB Patrick Willis, as well as LBs Parys Haralson and Manny Lawson, to name a few.
- As defensive coordinator with the Raiders (2012-14), helped oversee a unit that ranked 10th in the NFL in yards per carry allowed (4.05) over his three seasons. In first season as the Raiders defensive coordinator, Oakland's defense improved from 29th overall in 2011 to 18th in 2012.
- Served as the co-defensive coordinator/inside linebackers coach at Stanford University in 2011. Under his guidance, the Cardinal defense ranked third in the nation in rushing yards allowed per game (84.4) and 11th in points allowed per game (16.41), while finishing the season with an 11-2 record.
- Spent three years (1998-00) as a graduate assistant with UCLA and worked primarily with defensive backs, while also assisting with special teams. During his tenure with the Bruins, he helped produce several future NFL players, including CBs Ricky Manning and Jason Bell and S Marques Anderson.
- Played defensive back at West Valley College from 1994-95. Then spent the following two seasons as an assistant coach on the West Valley staff, supporting linebackers, defensive backs and special teams.
- Earned a bachelor's degree in chemistry from Santa Clara University and a master's degree in biochemistry and molecular biology from UCLA.
- Tarver and his wife, Katie, have two boys, Merrick and Keegan.



JORDAN THOMAS

ASSISTANT DEFENSIVE LINE



SCHOOL SAN DIEGO STATE UNIVERSITY | HOMETOWN REDLANDS, CALIF. | NFL EXPERIENCE 3RD YEAR | BROWNS EXPERIENCE 3RD YEAR

COACHING CAREER

2016	Mission Hills High School (San Marcos, Calif.), assistant coach
2017	Texas A&M-Kingsville, graduate assistant
2018-19	San Diego State University, graduate assistant
2020-21	San Diego State University, defensive line coach
2022-	Cleveland Browns, assistant defensive line coach

KEY NOTES


- Joined the Browns in 2022 following six seasons coaching on the collegiate and high school levels.
- In 2023, the Browns defense led the NFL in several categories including total defense (270.2 yards per game), passing defense (164.7 yards per game), third down percentage (67-of-230 for 29.1 percent) and first downs allowed (253). The team's 270.2 net yards allowed per game were the fewest allowed in the NFL since the 2014 Seahawks (267.1) and the fewest allowed by a Browns team since 1957. The Browns set a franchise record for sacks in a season with 48. Cleveland also led the league by forcing 112 punts, the third-most forced by an NFL team since 1970. Helped DE Myles Garrett be named the 2023 NFL Defensive Player of the Year as well as first team All-Pro and Pro Bowl honors.

- During first season with Cleveland, Garrett was named to the Pro Bowl and the Associated Press All-Pro second team. Garrett also tied his own single-season team record with 16 sacks, tied for the second-most in the NFL in 2022.
- Spent four seasons (2018-21) coaching at alma mater San Diego State, spending two seasons as a graduate assistant and two seasons as the defensive line coach. Helped SDSU to a school-record 12 wins in 2021. During his tenure, helped the Scarlet and Black rank among the NCAA leaders in total defense (third in 2020) and rushing defense (third in 2021 and seventh in 2020).
- Spent the 2017 season as a graduate assistant with Texas A&M-Kingsville, working closely with the linebackers.
- Began coaching career at Mission Hillis High School, working with the defensive line and tight ends.
- A four-year letterwinner at SDSU, playing in all 52 games, including four bowl games. Named SDSU's Defensive Lineman of the Year in 2013.
- Graduated from San Diego State with a degree in criminal justice.



NEMO WASHINGTON

BILL WILLIS COACHING FELLOW



SCHOOL BOWIE STATE UNIVERSITY | HOMETOWN ATLANTA, GA. | NFL EXPERIENCE 2ND YEAR | BROWNS EXPERIENCE 2ND YEAR

COACHING CAREER

2017	Bowie State University, graduate assistant
2018	West Virginia State University, passing coordinator/receivers coach
2019	Bowie State University, wide receivers coach
2020-22	Wheeling University, offensive coordinator
2023-	Cleveland Browns, Bill Willis Coaching Fellowship

KEY NOTES

- Nyema “Nemo” Washington joined the Browns in 2023 as the recipient of the Bill Willis Coaching Fellowship. The Browns created the opportunity for a rising minority coach with a focus on the offensive side of the ball. Washington is the third recipient of the fellowship.
- Spent three seasons at Wheeling University as the school’s offensive coordinator. Under his watch, the team broke several program records and saw its first ever 1,000-yard rusher in Sy Alli in 2021. The team averaged also 30.5 points per game in 2022.
- Prior to Wheeling, Washington served a one-year stint at his alma mater, Bowie State as the wide receivers coach and helped guide the Bulldog offense to lead

the Central Intercollegiate Athletic Association with 39.7 points per game and earned a playoff bid after winning the conference Championship with the school’s first-ever undefeated regular-season.

- Washington spent one season as passing coordinator/receivers coach at West Virginia State University in 2018.
- Started his coaching career working with quarterbacks as a graduate assistant at Bowie State (2017), helping Amir Hall become a two-time winner of the Deacon Jones Trophy, an award presented to the most outstanding football player from a Historically Black College & University.
- Played quarterback at Bowie State University (2015), before injuries derailed his playing career.
- Graduated from Bowie State University in 2018 with a degree in communications.
- Native of Atlanta, Ga. and married to his wife, Jocelyn.

BILL WILLIS FELLOWSHIP

The Browns created the Bill Willis Coaching Fellowship in 2020, which is intended for a rising minority coach with a focus on the offensive side of the ball. In the program, the coach spends a full season with Cleveland’s coaching staff and assists coaches with week-to-week game plans and talent evaluations. The fellowship also provides the coach with a plethora of resources to network with other coaches, gain valuable knowledge on the implementation of NFL-level coaching methods, and improve their path to a professional coaching career.

The team created the fellowship to provide opportunities and experience to minority coaches, who have historically faced barriers in their pursuit of entry-level positions and promotions. The fellowship was named after Willis, who along with teammate Marion Motley, overcame many obstacles to become two of the first African-American professional football players in the modern era. Willis played with the Browns from 1946-53 and was enshrined into the Pro Football Hall of Fame in 1977.

Ashton Grant, the first recipient of the team’s Bill Willis Coaching Fellowship, earned a full-time role with the Browns as an offensive quality control coach in 2022 after two years as a fellow and is now the team’s offensive assistant/quarterbacks coach. Israel Woolfork was the second recipient of the fellowship and is in his second season as the quarterbacks coach of the Arizona Cardinals. Nemo Washington is currently serving in this role working closely with the tight ends after spending a season in the running backs room.

COMMUNITY
STAFF
PLAYERS
2023 SEASON
HISTORY
RECORDS
GAME DAY



DUSTIN NABHAN DC, PHD, FACSM

HEAD OF ATHLETE HEALTH AND PERFORMANCE



SCHOOL UNIVERSITY OF ARIZONA | HOMETOWN TUCSON, ARI. | NFL EXPERIENCE 1ST YEAR | BROWNS EXPERIENCE 1ST YEAR


- Dustin Nabhan is in his first season with the Browns as head of athlete health and performance. Nabhan joined the Browns in 2024 after 12 years with the United States Olympic and Paralympic Committee.
- Before joining the Browns, Nabhan served as Vice President of Health and Performance at Canyon Ranch from 2021-23 and as a Health and Human Performance Consultant for various sports organizations and technology companies from 2023-24.
- Nabhan joined the United States Olympic & Paralympic Committee in 2009 as a sports medicine fellow, serving in multiple roles in clinical research and multidisciplinary clinical care before being named to his most recent position as Vice President of Sports Medicine, Research and Innovation from 2019-21.
- In his role as Vice President of Sports Medicine, Research and Innovation, Nabhan led the delivery of clinical services, injury and illness prevention strategies for Team USA.

- Nabhan served on the Team USA medical staff at the 2012 and 2016 Summer Olympics, 2014 and 2018 Winter Olympics, and was Medical Director for the 2014 Summer Youth Olympic Games and 2019 Pan American Games.
- Nabhan earned his PhD in sport science at the Norwegian School of Sport Science in Oslo, Norway in 2022 where he studied preventive medicine in elite athletes.
- A native of Tucson, Ari., Nabhan completed his graduate studies at Southern California University of Health Sciences, where he graduated as valedictorian as a Doctor of Chiropractic. Nabhan earned his undergraduate degree from the University of Arizona. He did his fellowship at the United State Olympic Training Center in Colorado Springs, Colo., and his residency at the Southern California University of Health Sciences in Whittier, Calif.



JOE SHEEHAN

SENIOR VICE PRESIDENT, PLAYER HEALTH AND DEVELOPMENT



SCHOOL UNIVERSITY OF CONNECTICUT | HOMETOWN GLASCO, N.Y. | NFL EXPERIENCE 25TH YEAR | BROWNS EXPERIENCE 16TH YEAR

• Joe Sheehan is in his 16th season with the Browns and his fifth as senior vice president of player health and development. Sheehan served as vice president of the department from 2018-19 after being promoted from head athletic trainer.

• Working closely with assistants Gordon Williams, Pat Rock, Stefan Varner and Maikee Migallos, Sheehan is responsible for managing the day-to-day care of Browns players in coordination with team physicians.

• He and his staff work synonymously with the club's strength and conditioning staff and performance dietician, creating a true team approach to the overall care of Browns players.

• Sheehan played a key role in keeping the club's coaches, players and staff safe throughout the COVID-19 pandemic by managing its safety protocols.

• Sheehan previously spent one year (2008) as the coordinator of athletic training and sports medicine at the University of Arkansas. With the Razorbacks, Sheehan coordinated and managed the medical care for more than 450 student-athletes competing in 19 intercollegiate sports. He also served as the lead athletic trainer for the school's football team.

• The 2024 season will mark Sheehan's 25th in the NFL on a full-time basis, having spent his first nine years in the league as a member of the athletic training staff of the Jacksonville Jaguars, including the final three as an assistant athletic trainer and the director of rehabilitation.

• In that role, Sheehan developed and administered player rehabilitation protocols for the organization. He was responsible for all aspects of medical documentation. Sheehan also assisted with the design and implementation of the team's offseason strength and conditioning program.

• Sheehan is a certified athletic trainer (ATC), a certified strength and conditioning specialist (CSCS), a certified performance enhancement specialist (PES) and a certified corrective exercise specialist (CES).

• Sheehan began his affiliation with the Jaguars as a seasonal athletic trainer in 1997. In the spring of 1998, he served as an assistant athletic trainer for the Barcelona Dragons as part of NFL Europe.

• He returned to the Jaguars as a seasonal athletic trainer in the fall of 1998 before being hired full-time by Jacksonville in 1999. He was promoted three times on the Jaguars' staff before assuming his most recent position in June 2005. In 2003, he was part of a staff that earned the distinction of NFL Athletic Training Staff of the Year.

• Sheehan earned his Bachelor's of Science degree from the University of Connecticut in 1997. He was a member of the Dean's List and National Honor Society at UConn.

• He earned his Master of Science degree in exercise science and health promotion/rehabilitation science from California University of Pennsylvania in 2007.

• He is a member of the National Athletic Trainer's Association, the National Strength and Conditioning Association, the National Academy of Sports Medicine, and the Professional Football Athletic Trainer's Society, where he served on the organization's executive committee and the education committee.

• Sheehan and his wife, Lisa, have two daughters, Rachel and Kelsey, and a son, Brendan.



SHAUN HULS

DIRECTOR OF PERFORMANCE



SCHOOL UNIVERSITY OF NEBRASKA | HOMETOWN LE MARS, IOWA | NFL EXPERIENCE 12TH YEAR | BROWNS EXPERIENCE 5TH YEAR



COACHING CAREER

1996-2001	University of Nebraska, head baseball and assistant football strength and conditioning coach
2001-02	University of Nevada, head baseball and assistant football strength and conditioning coach/performance nutrition coordinator
2002-06	Hampton University, director of athletic performance
2006-13	U.S. Naval Special Warfare, head strength and conditioning coach and combatives coordinator
2013-19	Philadelphia Eagles, director of high performance
2020-	Cleveland Browns, director of performance

KEY NOTES

- Named the Browns director of performance on March 9, 2020, after spending seven years (2013-19) in the same role with the Eagles.
- Prior to Philadelphia, acted as the head strength and conditioning coach and combatives coordinator for Naval Special Warfare. In addition to his role as head strength and conditioning coach at Naval Special Warfare, Huls coordinated combatives training and injury prevention programs for Navy SEAL teams.
- Before his stint at Naval Special Warfare, Huls was the director of athletic performance at Hampton University, where he directed the strength and conditioning programs for all 16 varsity sports and built the performance program from scratch.
- Joined the staff at Hampton from the University of Nevada where he served as the head baseball and assistant football strength and conditioning coach. He also served as the coordinator of performance nutrition for all Wolf Pack athletes.
- From 1996-2001, worked at the University of Nebraska as the head baseball and assistant football strength and conditioning coach.
- Native of LeMars, Iowa and attended the University of Nebraska.



JOSH CHRISTOVICH

ASSISTANT STRENGTH AND CONDITIONING COACH/ SPORTS SCIENCE



SCHOOL JAMES MADISON UNIVERSITY | HOMETOWN WOODBRIDGE, VA. | NFL EXPERIENCE 9TH YEAR | BROWNS EXPERIENCE 9TH YEAR

COACHING CAREER

2010-13	James Madison University, strength and conditioning intern
2013-15	East Tennessee State University, assistant strength and conditioning coach/intern coordinator
2015-16	North Carolina State University, professional strength and conditioning intern
2016	Cleveland Browns, strength and conditioning intern
2017	Cleveland Browns, strength and conditioning assistant
2018-	Cleveland Browns, assistant strength and conditioning coach/sports science

KEY NOTES

- In ninth season with the Browns after joining the staff in 2016 as a strength and conditioning intern.
- Came to Cleveland after working as a professional strength and conditioning intern at North Carolina State University from 2015-16.
- Prior to his time with the Wolfpack, worked towards his master's degree at East Tennessee State University, while serving as an assistant strength and conditioning coach/intern coordinator from 2013-15.
- Started career at James Madison University, his alma mater, as a strength and conditioning intern from 2010-13.
- Graduated from James Madison with a bachelor's degree in kinesiology with a concentration in exercise science. Also earned a master's in exercise physiology and sport performance from East Tennessee State.
- A native of Woodbridge, Va.



MONTY GIBSON

ASSISTANT STRENGTH AND CONDITIONING COACH



SCHOOL ANGELO STATE UNIVERSITY | HOMETOWN SAN ANGELO, TEXAS | NFL EXPERIENCE 7TH YEAR | BROWNS EXPERIENCE 7TH YEAR

COACHING CAREER

1994-99	Fort Stockton High School, varsity football defensive line coach
2000-02	Texas A&M, volunteer strength and conditioning coach
2002-03	Texas A&M, strength and conditioning graduate assistant
2003-18	Texas A&M, sports performance coach
2018-	Cleveland Browns, assistant strength and conditioning coach

KEY NOTES

- In seventh season as the Browns' assistant strength and conditioning coach, after being named to the position on April 5, 2018.
- Came to Cleveland with nearly 30 years of coaching experience, with the previous 18 spent as a member of the Texas A&M strength and conditioning staff.
- As a sports performance coach, was responsible for overseeing the strength and conditioning programs for the Aggie track and field men's and women's sprints and mid-distance runners, as well as the equestrian and men's tennis teams.
- Worked alongside Browns director of strength and conditioning Larry Jackson for five years (2012-16) in the Aggie football program.
- In 2017, trained several of Texas A&M's football players in preparation for the NFL Scouting Combine, in addition to assisting with the Aggie women's basketball offseason training program.

- Served as the strength and conditioning coach for Aggie baseball, men's and women's tennis, men's and women's diving and men's and women's cross country. Also served as the camp director of the Texas A&M Summer Strength and Conditioning Camp from 2004-12.
- Prior to being promoted as one of the school's full-time strength and conditioning coaches in 2003, he served as a graduate assistant strength and conditioning coach from 2002-03 after serving as a volunteer strength and conditioning coach from 2000-02.
- Certified by the Collegiate Strength and Conditioning Coaches Association (CSCCa), in addition to being a strength and conditioning specialist by the National Strength and Conditioning Association (NSCA) and USA Weightlifting. Earned the title of Master Strength and Conditioning Coach with the CSCCa in 2016.
- A native of San Angelo, Texas.
- Earned his degree in biology and life-earth sciences in 1993 from Angelo State University. Also received a master's degree in exercise physiology from Texas A&M in 2003.
- Gibson and his wife, Leah, have three sons, Garrison, Chase and Kyle.

SENATE BILL 3

On December 2, 2020, the Browns submitted a letter in support of Ohio Senate Bill 3, which aims to update the state's possession, sealing, and trafficking laws and provides additional resources to the rehabilitation of those suffering from drug addiction. The team's endorsement of the bipartisan bill falls in line with the team's continued efforts for social justice and marks the second time Cleveland players have endorsed a piece of state legislation. In 2017, the Browns voiced their support for Senate Bill 66, which similarly addressed how the justice system treats low-level, non-violent drug offenders.

"Following the formation of the Coalition, the NFL and its member clubs - including the Cleveland Browns - worked to form a joint player-ownership committee focusing on social justice issues. The Cleveland Browns are proud to be a leader in this effort and one of the teams with ownership representation on this committee. We are committed to supporting our players' advocacy priorities and making our community a better place for all."



LARRY JACKSON

DIRECTOR OF STRENGTH AND CONDITIONING



SCHOOL TEXAS A&M UNIVERSITY | HOMETOWN ROCKDALE, TEXAS | NFL EXPERIENCE 8TH YEAR | BROWNS EXPERIENCE 7TH YEAR

COACHING CAREER

1998-04	Texas A&M University, assistant strength and conditioning coach
2004-05	University of Oklahoma, assistant strength and conditioning coach
2006-11	University of Houston, director of football sports performance
2012-16	Texas A&M University, director of football sports performance
2017	Los Angeles Chargers, assistant strength and conditioning coach
2018-	Cleveland Browns, director of strength and conditioning

PLAYING CAREER

1995	Denver Broncos, defensive end
1996	Arizona Cardinals, defensive end
1997	Miami Dolphins, defensive end
1998	Barcelona Dragons, defensive end

KEY NOTES

- In seventh season with the Browns as the team's director of strength and conditioning, after being named to the position on March 12, 2018.
- Prior to joining the Browns, spent the 2017 NFL season as the Los Angeles Chargers' assistant strength and conditioning coach after gaining 19 years of experience on the collegiate coaching level.
- Served as Texas A&M's director of football sports performance from 2012-16, managing all aspects of the strength and conditioning program for the Aggies. During that time, also served as the program's NFL liaison and earned Master Strength and Conditioning Coach status in 2013.
- A 1994 graduate of Texas A&M, Jackson returned to his alma mater after spending the first six years (1998-2004) of his career as the Aggies' assistant strength and conditioning coach.
- Spent six seasons (2006-11) as the University of Houston's director of football sports performance and two years (2004-05) as the University of Oklahoma's assistant strength and conditioning coach.

- Member of the American Football Coaches Association (AFCA), Collegiate Strength and Conditioning Coaches Association (CSCCa) and National Strength and Conditioning Association (NSCA). Also certified with both the CSCCa and the NSCA.
- A former defensive end at Texas A&M (1991-94), Jackson played in four bowl games and finished his career by participating in the Blue-Gray All-Star Game. As a player for the Aggies, Texas A&M compiled a 42-2-1 regular season record and never lost a home game.
- Spent time with the Denver Broncos (1995), Arizona Cardinals (1996) and Miami Dolphins (1997). Also played for the Barcelona Dragons of NFL Europe in 1998.
- Native of Rockdale, Texas.
- Jackson and his wife, Amy, have two daughters, Kate and Abby.

COMMUNITY

STAFF

PLAYERS

2023 SEASON

HISTORY

RECORDS

GAME DAY



DALE JONES

ASSISTANT STRENGTH AND CONDITIONING COACH



SCHOOL WASHBURN UNIVERSITY | HOMETOWN TOPEKA, KAN. | NFL EXPERIENCE 7TH YEAR | BROWNS EXPERIENCE 7TH YEAR

COACHING CAREER

1997	Southern Methodist University, volunteer strength and conditioning coach
1997-98	University of North Texas, assistant strength and conditioning coach
1998	The Exchange Athletic Club, head trainer and director of operations
2001-13	University of Houston, assistant director of sports performance
2013-17	Texas A&M University, football sports performance coach
2017	University of Notre Dame, assistant strength and conditioning coach-football
2018-	Cleveland Browns, assistant strength and conditioning coach

KEY NOTES

- In seventh season with the Browns as the team's assistant strength and conditioning coach, after being named to his position on March 16, 2018.
- Prior to joining the Browns, spent 2017 in the same capacity with the Notre Dame Football program, working closely with an offensive line that consisted of future NFL All-Pro Quenton Nelson and PFWA All-Rookie Mike McGlinchey. The unit earned the Joe Moore Award as the nation's top-rated offensive line.
- Before Notre Dame, spent four years working with Browns director of strength and conditioning Larry Jackson at Texas A&M (2013-17).
- Spent 13 years at the University of Houston (2001-13), where he served as the school's assistant director of sports performance. With the Cougars, Jones worked with football, baseball, women's basketball, softball, track (field events), soccer, swimming and diving and tennis programs. Under Jones' performance coaching, QB Case Keenum concluded his college career at Houston (2006-11) as the NCAA's all-time leading passer with 19,217 yards and 155 touchdowns.
- Worked as an adjunct lecturer for the Health and Human Performance Department and served as a senior advisor for strength and conditioning at The Edge Extreme in Flower Mound, Texas.

- Before joining Houston's athletic department in 2001, Jones taught undergraduate courses in the university's Health and Human Performance Department for the entirety of the 2000-01 school year. Also served as the head trainer and director of operations at The Exchange Athletic Club in Dallas, Texas (1998) and as an assistant strength and conditioning coach at North Texas from 1997-98 season. Also served as a volunteer strength and conditioning coach at SMU in 1997.

- Earned his bachelor's degree in exercise physiology from Washburn in 1994 and master's degree in exercise science from Houston in 2003. Recognized as the 1994 Physical Education Major of the Year and the NASPE Physical Education Major of the Year.
- Jones is a Master Strength and Conditioning Coach and is certified by the Collegiate Strength and Conditioning Coaches Association. He's also a certified strength and conditioning specialist by the National Strength and Conditioning Association and Sports Performance Coach by USA Weightlifting.
- Jones has earned a RPR Level 1 (Reflexive Performance Reset) certification, as well as being The Ready State 101 and The Ready State 102 Movement and Mobility certified. He's also a CPPS Football Preparation Specialist.
- Native of Topeka, Kan.
- Jones and his wife, Nicole, have three daughters, Abigail, Madison and Haley.



KATY MEASSICK MA, RD, CSSD, LDN, ATC

DIRECTOR OF PERFORMANCE NUTRITION



SCHOOL UNIVERSITY OF SOUTH FLORIDA | HOMETOWN TAMPA, FLA. | NFL EXPERIENCE 9TH YEAR | BROWNS EXPERIENCE 9TH YEAR

CAREER BACKGROUND

2006-08	University of Maryland, assistant athletic trainer
2011-13	University of Pennsylvania, team dietician
2013-14	Arizona State University, registered dietician
2014-16	Florida State University, director of sports nutrition
2016-21	Cleveland Browns, performance dietician
2021-	Cleveland Browns, director of performance nutrition

KEY NOTES

- In ninth season with the Browns and fourth as director of performance nutrition after being promoted from her previous role as performance dietician in 2021.
- Oversees all nutritional needs of the team throughout the year, including practices, workouts, game days and travel.
- Also focuses in the areas of nutrition education and programming, as well as managing the training table, players' body composition, individual counseling and supplement evaluation.
- Came to the Browns from Florida State University, where she served as the director of sports nutrition from 2014-16, overseeing the nutrition needs of all Florida State student-athletes.

- Prior to FSU, spent time at Arizona State University as the program's registered dietician.
- From 2011-13, worked as the team dietician at the University of Pennsylvania after spending two years at the University of Maryland as an assistant athletic trainer.
- Registered dietician with the Academy of Nutrition and Dietetics and is a member of the Sports, Cardiovascular and Wellness Nutrition dietetic practice group and the Collegiate and Professional Sports Dietitians Association.
- Also a board certified specialist in sports dietetics and a certified athletic trainer with the Board of Certification for Athletic Trainers.
- Native of Tampa, Fla. and earned a bachelor's degree in athletic training from the University of South Florida and a master's degree in nutrition science from Syracuse University.
- She and her husband, Greg, currently reside in Fairview Park, Ohio.

COMMUNITY

STAFF

PLAYERS

2023 SEASON

HISTORY


RECORDS

GAME DAY



TY TAYLOR

ASSISTANT STRENGTH AND CONDITIONING COACH



SCHOOL HAMPTON UNIVERSITY | HOMETOWN PHILADELPHIA, PA. | NFL EXPERIENCE 6TH YEAR | BROWNS EXPERIENCE 5TH YEAR

COACHING CAREER

2014-2017	University of Pennsylvania, strength and conditioning intern
2016-17	Philadelphia Eagles, strength and conditioning/sports performance intern
2017-19	Cleveland Browns, strength and conditioning intern
2020-23	University of Wisconsin, assistant strength and conditioning coach
2023	Western Kentucky University, assistant strength and conditioning coach
2023-	Cleveland Browns, assistant strength and conditioning coach


KEY NOTES

- Ty Taylor returned to the Cleveland Browns as a strength and conditions assistant coach in 2023 after spending three seasons with the team as an intern from 2017-19.
- During his time away from Cleveland, Taylor served as a strength and conditioning coach for Wisconsin (2020-23) and Western Kentucky (2023).
- Prior to his time in the NFL, Taylor gained collegiate experience through strength and conditioning internships at Penn and LaSalle.
- Spent 11 years teaching mathematics in his native Philadelphia, while also developing strength programs in middle and high schools during that time.
- He also served as a strength and conditioning intern for the Philadelphia Eagles during the 2016 season.
- Graduated from Hampton University with a degree in mathematics and went on to earn a master's in education and athletic coaching from North Central University.
- Is a Certified Strength and Conditioning Specialist (CSCS) through NSCA, is Strength and Conditioning Coach Certified (SCCC) through CSCCa and also holds USA Track & Field certification.
- A native of Philadelphia, Pa., Taylor and his wife, Sharmaine, have three children: Aiyanna, Kylee and Tye.



JAMES E. VOOS, M.D.

HEAD TEAM PHYSICIAN



SCHOOL UNIVERSITY OF KANSAS | HOMETOWN KANSAS CITY, MO. | NFL EXPERIENCE 15TH YEAR | BROWNS EXPERIENCE 11TH YEAR


- James E. Voos, MD is in his 11th season as head team physician for the Cleveland Browns. He was most recently elected President of the NFL Physicians Society for a two-year term starting in 2024.
- Dr. Voos currently holds the Jack & Mary Herrick Distinguished Chair in Orthopaedics and Sports Medicine at University Hospitals and the Charles Herndon Chair in Orthopaedics at Case Western Reserve University, where he is a professor of Orthopaedic Surgery. He also serves as Chair of the Orthopedics Departments at University Hospitals and Case Western Reserve University, overseeing their renowned orthopedic training programs and research divisions.
- Recently, Dr. Voos was appointed the Executive Director of the Haslam Sports Innovation Center which is a strategic initiative of University Hospitals to foster innovation, research and investment.
- Originally from Kansas City, Mo., Dr. Voos earned his medical degree from the University of Kansas, where he was elected president of the Alpha Omega Alpha honor society.
- He performed his orthopedic surgery residency and sports medicine fellowship at the US News & World Report's No. 1 ranked Hospital for Special Surgery in New York, where he was an assistant team physician for the New York Giants and WNBA's New York Liberty.

- Dr. Voos also previously served as a team physician for the Kansas City Chiefs and as head physician for the Kansas City Ballet.
- Dr. Voos has published more than 110 scientific publications and book chapters. His areas of expertise include wearable performance technology, ACL reconstruction and multi-ligament knee injuries, shoulder instability, hip femoroacetabular impingement (FAI), elbow Tommy John injuries, and has obtained FDA approval for a study to treat early arthritis and cartilage injuries using stem cells.
- He's a committee member for the American Orthopaedic Society for Sports Medicine (AOSSM) STOP Sports Injuries initiative.
- In addition to serving as the head team physician for the Cleveland Browns and Medical Director for the Cleveland Ballet, Dr. Voos is also the lead orthopedic surgeon for multiple colleges and area high schools. He serves on the American Association of Orthopaedic Sports Medicine (AOSSM) Ohio Council of Delegates and STOP Sports Injuries Committee and served on the NFL Musculoskeletal Injury Committee.
- Dr. Voos' wife, Kristin, is a neonatologist. They have three children: Kalli, K.C. and Klara.



SEAN A. CUPP, M.D.

LEAD TEAM PHYSICIAN



SCHOOL UNIVERSITY OF OKLAHOMA | HOMETOWN WATONGA, OKLA. | NFL EXPERIENCE 11TH YEAR | BROWNS EXPERIENCE 11TH YEAR


- Sean A. Cupp, MD is in his 11th season as lead medical physician for the Cleveland Browns.
- Dr. Cupp is Co-Director of Sports Medicine and Assistant Professor at University Hospitals Cleveland.
- Originally from rural western Oklahoma, Dr. Cupp earned his medical degree from the University of Oklahoma before receiving his family medicine training at the University of Alabama Birmingham-Huntsville Family Practice residency in north Alabama.
- He returned home for his Primary Care Sports Medicine Fellowship at the University of Oklahoma Medical Center in Oklahoma City and then joined a busy private orthopedic practice in Lawrence, Kan.
- Dr. Cupp has spent his entire career in athletic medicine. For the decade prior to arriving in Cleveland, he practiced medical sports medicine and non-surgical orthopedics in northeast Kansas while serving as the assistant head medical physician for the University of Kansas Jayhawks and the head team physician for Baker University Wildcats.

- Additionally, Dr. Cupp volunteers as a sports medicine consultant for the Mid-American Conference, Kent State University and Diocese of Cleveland Catholic Youth Organization Football.
- He also serves as a team physician for local high school and youth sports teams, including the Greater Cleveland Football Coaches Association All-Star Game.
- Dr. Cupp is a Fellow in the American Academy of Family Physicians and an active member of the American Medical Society for Sports Medicine and the NFL Physicians Society.
- He continues to practice sports medicine with University Hospitals Orthopedics. His interests include musculoskeletal medicine, medical issues of the athlete, non-surgical joint preservation, sports ultrasound and ultrasound-guided joint injections.
- Dr. Cupp and his wife, Keri, have three children: Charlotte, Christian and Caleb.



GLENN COOK

ASSISTANT GM AND VP OF PLAYER PERSONNEL



SCHOOL UNIVERSITY OF MIAMI | HOMETOWN MIAMI, FLA. | NFL EXPERIENCE 14TH YEAR | BROWNS EXPERIENCE 8TH YEAR

- Glenn Cook is in his third season as the Browns assistant general manager and vice president of player personnel after being promoted from vice president of player personnel in 2022. Cook spent the previous four years as the club’s assistant director of pro scouting.
- In his role, Cook works with Executive Vice President of Football Operations and General Manager Andrew Berry, as well as the rest of the senior football staff to contribute to all roster and strategic football decisions. Additionally, he leads the day-to-day operations of the player personnel department, including driving the free agency and draft processes. He also aids in managing the football operational functions of the team. Additionally, Cook also serves as the personnel and front office liaison to the business side of the Browns organization, creating better cohesion cross-organizationally.
- Cook came to the Browns after spending four years in Green Bay (2012-15), working as a pro scout for the Packers.
- Prior to joining the Packers in May 2012, Cook worked as a scouting assistant with the Indianapolis Colts beginning in June 2011.
- Before transitioning into the field of player personnel, Cook was a graduate assistant coach at the University of Miami (Fla.), his alma mater. While coaching, he assisted with linebackers and defensive line and helped in recruiting efforts.

- Cook finished his playing career (2004-06, 2008) at Miami as a four-year letterman linebacker with 185 tackles, two sacks, two forced fumbles and two fumble recoveries in 47 games played and 17 starts. Leading the team in tackles as a senior captain in 2008, he earned Miami’s Plumer Memorial Award for leadership, motivation and spirit and the Melching Award for leadership. Before missing the 2007 season with an injury, he was also named the team’s Linebacker of the Year as a junior in 2006.
- After his time with the Hurricanes, Cook was drafted by the Chicago Cubs in the 46th round of the 2009 MLB Draft and played in 34 rookie-league games for the club.
- A native of Miami, Fla., Cook holds a bachelor’s degree in marketing and management and a master’s degree in sports administration from Miami.
- Cook currently sits on the board of directors for Adoption Network Cleveland, a non-profit organization that fulfills otherwise unmet needs for information, advocacy, education and support for members of the adoption triad, youth in foster care, siblings and related professionals.
- He currently resides in Cleveland, Ohio with his wife, Kelem, and their two kids, Isaiah and Zahara.

#BETHESOLUTION


Executive Vice President of Football Operations and General Manager Andrew Berry sparked the **#BeTheSolution** campaign to emphasize education and encourage others to implement action for ending social and racial injustice practices. Berry created the challenge internally through the Browns organization and shifted towards challenging fans, players, sponsors, and members of the media. Berry donated \$8,460 to the NAACP Legal Defense Fund for efforts after at least 50 employees completed one of the following in honor of George Floyd, Breonna Taylor, Ahmaud Arbery and many more who tragically lost their lives:

1. Spend at least 8 minutes and 46 seconds (in honor of Floyd) on one of a number of educational or dialogue items provided in the email and submit a short written or video reflection on what they learned or will do moving forward
2. Sign up for any social activism initiative
3. Donate anything to a social activism cause



CATHERINE RAICHE

ASSISTANT GM & VP OF FOOTBALL OPERATIONS



SCHOOL UNIVERSITÉ DE SHERBROOKE | HOMETOWN MONTREAL, QUEBEC | NFL EXPERIENCE 7TH YEAR | BROWNS EXPERIENCE 2ND YEAR

- Catherine Raiche is in her seventh season in the NFL, and her third year with the Cleveland Browns. She serves as Assistant General Manager and Vice President of Football Operations.
- With the Browns, she manages the day-to-day operations of the team and contributes to all strategic roster decisions across the player personnel and football operation verticals.
- Before coming to Cleveland, Raiche spent four seasons working for the Philadelphia Eagles.
- In 2021, she was promoted to Vice President of Football Operations after serving as a football operations & player personnel coordinator from 2019-21.
- In her roles with the Eagles, she was involved in all areas of football operations and player personnel, including pro and college scouting, contract management, player/staff development, and football research.

- Prior to working in the NFL, Raiche spent five seasons working in the Canadian Football League (CFL) and served a stint in the XFL.
- In 2019, she spent a season working in the front office of the Tampa Bay Vikings. In 2018-19, Raiche served as the director of football administration for the Toronto Argonauts.
- She became the first and only female assistant general manager in the CFL in 2017 with the Montreal Alouettes. After entering the Alouettes' organization as an intern, she served as coordinator of football administration from 2015-17.
- Prior to her start in the NFL, Catherine practiced law in her hometown of Montreal, Québec for the Québec Bar Association.
- Before switching her focus to sports, she completed her degree in law at the Université de Sherbrooke and also earned a master's degree in tax.



CHRIS COOPER

VICE PRESIDENT, FOOTBALL ADMINISTRATION



SCHOOL UNIVERSITY OF VIRGINIA | HOMETOWN SPARTA, N.J. | NFL EXPERIENCE 16TH YEAR | BROWNS EXPERIENCE 10TH YEAR

- Chris Cooper is in his 11th season with the Browns and seventh as vice president of football administration.
- Cooper, who is in his 17th season in the NFL, initially joined the club as director of football administration in 2014.
- In his role, Cooper works closely with Executive Vice President of Football Operations and General Manager Andrew Berry, as well as the coaching and player personnel staffs, to reach and execute player contracts, manage the team's salary cap and oversee areas related to the Browns' relationship with the NFL and NFLPA.
- Cooper has played a key role in the team's efforts to build its roster, including negotiating contracts with players and their representatives for rookies, free agents and members of the active roster. He was

- highly involved in the Browns' ability to reach long-term contract extensions with G Joel Bitonio (2017 and 2021), DE Myles Garrett (2020), RB Nick Chubb (2021), G Wyatt Teller (2021), CB Denzel Ward (2022), TE David Njoku (2022), S Grant Delpit (2023) and WR Jerry Jeudy (2024).
- Before joining the Browns, Cooper served six seasons with NFL headquarters in New York, where he aided the league's management council in a variety of capacities from 2008-14. He also spent time with the Minnesota Vikings as a law clerk in 2008.
- A native of Sparta, N.J., Cooper received his bachelor's degree in sociology from Virginia before securing his JD degree from Brooklyn Law School.
- He and his wife, Lindsay, currently live in Avon with their children, Brynn and Owen.

THE BROWNS AND HEISMAN WINNERS

The Browns have had 11 Heisman Trophy winners on the team and one serve as an assistant coach.


Players	College	Heisman Year	Year(s) with Browns
Jameis Winston	Florida State	2013	2024-
Baker Mayfield	Oklahoma	2017	2018-21
Robert Griffin III	Baylor	2011	2016
Johnny Manziel	Texas A&M	2012	2014-15
Rashaan Salaam	Colorado	1994	1999
Ty Detmer	BYU	1990	1999
Vinny Testaverde	Miami (Fla.)	1986	1993-95
Charles White	USC	1979	1980-82, 1984
Ernie Davis	Syracuse	1961	1962*
Howard Cassady	Ohio State	1955	1962
Les Horvath	Ohio State	1944	1949
Coaches			
John David Crow	Texas A&M	1957	1972-73

*RB Ernie Davis won the 1961 Heisman Trophy and was the top pick in the 1962 draft. He was acquired by the Browns in a trade with the Washington Redskins. Tragically, Davis passed away two years later from leukemia and never played a professional game. His jersey No. 45 is retired by the Browns.



ANDREW HEALY

VICE PRESIDENT, RESEARCH & STRATEGY



SCHOOL YALE UNIVERSITY | HOMETOWN LINCROFT, N.J. | NFL EXPERIENCE 8TH YEAR | BROWNS EXPERIENCE 8TH YEAR


- Andrew Healy is in his eighth year in the Browns player personnel department and his fourth season as vice president of research and strategy.
- Healy started his career in the NFL with the Browns in 2016 as senior strategist of player personnel, where he worked hand-in-hand with the Browns' player personnel group on player forecasting and position modeling.
- In his role, he leads the integration process of data and advanced insights into all realms of football operations and continues to be a contributing member to all roster and strategic football decisions along with Browns senior football staff.

- Prior to joining the Browns, Healy was a professor of economics at Loyola Marymount University in Los Angeles, Calif.
- Healy earned a bachelor's of science in applied mathematics and bachelor's of arts in political science from Yale University. He received his PhD in economics from MIT.



KEN KOVASH

VICE PRESIDENT, RESEARCH & STRATEGY



SCHOOL UNIVERSITY OF CALIFORNIA, BERKELEY | HOMETOWN SAN FRANCISCO, CALIF. | NFL EXPERIENCE 14TH YEAR | BROWNS EXPERIENCE 11TH YEAR


- Ken Kovash is in his 12th year in the Browns player personnel department and his ninth season as a vice president. He was most recently the team's vice president of player personnel.
- In his role as vice president of player personnel process and development, Kovash continues to work with Executive Vice President of Football Operations and General Manager Andrew Berry and the rest of the senior football staff to contribute to all roster and strategic football decisions. Additionally, he focuses on roster strategy, player personnel and scouting processes, as well as professional development across all football operations.

- He previously served as director of football research/player personnel (2013-15). Kovash came to the Browns in 2013 after spending three seasons (2010-12) with the Dallas Cowboys as the team's senior analytics manager.
- In the Cowboys front office, Kovash led football research efforts across the scouting department and coaching staff.
- Kovash graduated from the University of California, Berkeley with a bachelor's degree in economics and went on to receive his master's degree in business administration from the University of Chicago.
- Kovash currently resides in Cleveland, Ohio.



DAVE GIULIANI

VICE PRESIDENT, RESEARCH & STRATEGY



SCHOOL STANFORD UNIVERSITY | HOMETOWN WEST DEPTFORD, N.J. | NFL EXPERIENCE 13TH YEAR | BROWNS EXPERIENCE 8TH YEAR

- Dave Giuliani is in his ninth year in the Browns player personnel department and his second as vice president of research and strategy after serving the previous four seasons as director of research and strategy (2019-22).

- In his role, Giuliani oversees the day-to-day management of the research and strategy team.

- He began with the Browns as a football research analyst, a position he held for two seasons (2016-17), and was promoted to senior research analyst of coaching and personnel (2018), predominantly working with the Browns coaching staff on game management, in-game decision making and game strategy, as well as player projections for the draft and free agency.

- Prior to his time in Cleveland, Giuliani started his career in the NFL with the San Francisco 49ers as a contract and research analyst and went to the Philadelphia Eagles to serve as the data research coordinator.

- He continues to be a contributing member to roster and strategic football decisions with senior football staff in his role. Giuliani manages the day-to-day workflow of the teams' research and strategy group, while also contributing across the football operations spectrum.

- Giuliani earned a bachelor's degree in economics from Stanford University. He also played baseball for the Cardinals.

- He is a native of West Deptford, N.J. and is married to his wife, Erica.



BOB QUINN

SENIOR PERSONNEL/COACHING EXECUTIVE



SCHOOL UNIVERSITY OF CONNECTICUT | HOMETOWN NORWOOD, MASS. | NFL EXPERIENCE 25TH YEAR | BROWNS EXPERIENCE 4TH YEAR



- Bob Quinn is in his 25th NFL season and fourth with the Browns after coming to the team as senior consultant to the club's football operations in 2021. Named to his role as senior personnel/coaching executive in 2022.
- Works closely with both coaching and personnel in his role to contribute to all roster and strategic football decisions.
- Spent five years (2016-20) as executive vice president of football operations and general manager of the Detroit Lions. Oversaw their entire football operation, including restructuring the player personnel department and scouting evaluation processes as well as overhauling the organization's scouting and technology systems. Also implemented new processes relating to the club's salary cap management, player contract negotiations and use of analytics.
- Under his leadership, Detroit also committed vast resources to revamping the franchise's player performance and strength and conditioning departments, as well as the renovation of the team's Allen Park facility and practice fields.
- Quinn's extensive experience and reputation in the scouting community led to his appointment by the Commissioner to the NFL's College Relations Committee in 2019, where he worked with a small group of NFL executives to maintain and improve relationships with college football personnel and administrators to improve the NFL Draft process.


- Joined the Lions after 16 seasons (2000-15) with the New England Patriots, where he served in variety of roles in the player personnel department, including director of pro scouting from 2012-15 when the Patriots won Super Bowl XLIX and four-straight AFC East Division championships.
- Prior to his tenure as director of pro scouting, Quinn was the Patriots' assistant director of pro personnel from 2009-12. He also worked in college scouting as the team's national scout in 2008 and as a regional scout from 2004-07. Additionally, he also served two seasons (2002-03) as a pro scout and two seasons (2000-01) as a player personnel assistant.
- Quinn's career with the Patriots coincided with one of the most impressive stretches in NFL history, highlighted by four Super Bowl titles, six AFC Championships, 13 AFC East titles, 12-plus wins in a season 10 times and 10 or more wins in 14 of his 16 seasons.
- Before his time with the Patriots, Quinn was a graduate assistant in the athletic department at the University of Connecticut (1998-99), where he earned his master's degree in sports management in 2000 and completed his undergraduate studies in 1998.
- A native of Norwood, Mass., he and his wife, Julie, have a son, Kyle, and daughter, Grace.

COMMUNITY
STAFF
PLAYERS
2023 SEASON
HISTORY
RECORDS
GAME DAY



JIMMY RAYE III

SENIOR EXECUTIVE ADVISOR TO THE GM



SCHOOL SAN DIEGO STATE UNIVERSITY | HOMETOWN FAYETTEVILLE, N.C. | NFL EXPERIENCE 29TH YEAR | BROWNS EXPERIENCE 3RD YEAR

• Jimmy Raye III is in his 29th season in the NFL, and his third year with the Browns. He serves as Senior Executive Advisor to Browns General Manager Andrew Berry.

• Raye most recently spent 2018-21 with the Detroit Lions, where he held the title of Senior Personnel Executive, assisting in matters throughout the personnel department.

• In 2017, he served as Vice President of Player Personnel and Assistant General Manager of the Houston Texans. With the Texans, he handled the day-to-day responsibilities in the player procurement process and various executive responsibilities throughout the football operation.

• From 2013-16, Raye served as the Vice President of Football Operations for the Indianapolis Colts. With the Colts, Raye assisted with personnel matters regarding the roster, salary cap, free agency and NFL Draft. He also oversaw numerous operational and administrative aspects as part of his role.

• Notably, Raye led the charge of the acquisitions of 14 undrafted free agents who played at least one regular season game in their rookie seasons. With the Colts, the team never had a losing season, won two division titles, reached an AFC Championship game and won an NFL-record 16 consecutive games against division opponents.

• Raye spent the bulk of his administrative NFL career with the San Diego Chargers from 1996-2012. From 2008-12, he served as Director of Player Personnel where he oversaw the Chargers' scouting departments and assisted on all player personnel matters. From 2000-08, Raye was the Director of College Scouting for the team after spending 1996-2000 as a team scout.

• With the Chargers, he helped in the drafting of numerous Pro Bowlers, including LaDainian Tomlinson, Drew Brees, Philip Rivers, Vincent Jackson, Darren Sproles, Antonio Cromartie, Eric Weddle and Melvin Ingram. Raye also played a role in notable undrafted free agent signings such as Antonio Gates, Kassim Osgood, Mike Tolbert and Wes Welker.

• Gaining experience on the coaching side, Raye spent one season as an offensive quality control coach for the Kansas City Chiefs in 1995.

• Prior to joining the Chiefs, Raye also spent Spring 1995 working for the Amsterdam Admirals of the World League. In 1994, he served as wide receivers coach at Irvine (CA) High School, his alma mater.

• As an NFL player, he spent time with the Los Angeles Rams (1991), San Diego Chargers (1992) and Houston Oilers (1993). From 1986-90, Raye played wide receiver for San Diego State University, where he finished with 111 career catches and earned a bachelor's degree in public administration.

• Raye earned the Fritz Pollard Alliance "Salute to Excellence" Award both in 2014 and 2015. The award recognizes those who display outstanding performance through the year on the field and in the front office of the NFL.

• He attended the 2003 NFL Stanford Executive Education program in its inaugural year at Stanford Business School and again in 2013 at the NFL Career Symposium at University of Pennsylvania Wharton Business School.


• In 2016, he was invited to attend the NFL's inaugural General Managers' Workshop at the League office.

• Raye is a native of Fayetteville, N.C. His father, Jimmy Raye II, played for the Philadelphia Eagles in 1969, held a storied coaching career in the NFL, and was recognized as a member of the inaugural class of the "Awards of Excellence" inductees at the NFL Pro Football Hall of Fame in 2022.



CHRIS POLIAN

ADVISOR TO THE GM



SCHOOL JOHN CARROLL UNIVERSITY | HOMETOWN NEW YORK, N.Y. | NFL EXPERIENCE 25TH YEAR | BROWNS EXPERIENCE 1ST YEAR



- Chris Polian is in his 25th season in the NFL and his first with the Cleveland Browns. He serves as an advisor to Browns General Manager Andrew Berry.
- Polian most recently spent 2020-23 with the Washington Commanders as the director of pro personnel.
- Prior to his four seasons with the Commanders, Polian was the director of pro personnel with the Jacksonville Jaguars from 2013-19. He played a major factor in the team's free agency signings in 2017 of DE Calais Campbell, DT Malik Jackson and CB A.J. Bouye who were all Pro Bowl selections during their tenures in Jacksonville. In that offseason, he also helped target S Barry Church who along with Campbell, Jackson and Bouye helped anchor a defense that was ranked No. 2 in the NFL in 2017 and helped Jacksonville capture an AFC South title and an appearance in the AFC Championship game.
- Polian previously was an executive scout with the Atlanta Falcons in 2012 and also spent three seasons as vice president and general manager of the Indianapolis Colts from 2009-11. He started his career with Indianapolis in 1998 as the director of pro scouting from 1998-2000. Polian then held the position of assistant director of football operations from 2001-03 and was promoted to assistant general manager/football operations in 2004 and spent five seasons as the vice president of football operations from 2005-09. Prior to joining the Colts, Polian worked with the Carolina Panthers for four years (1994-97) as a personnel assistant.

- During Polian's tenure in Indianapolis from 1998-2011, the Colts had a regular season record of 143-81 with playoff appearances in 10 of 14 seasons including seven division titles and a Super Bowl victory in 2006. The franchise also became the only team to win 12-plus games in seven consecutive seasons during that timeframe.
- Native of New York, N.Y., Polian earned a bachelor's degree in communications from John Carroll University in 1993.
- His father, Bill, a 2016 Pro Football Hall of Fame Inductee was general manager of the Buffalo Bills, Indianapolis Colts and Carolina Panthers. His brother, Brian, is the director of athletics at John Carroll University and his brother, Dennis, is the general manager of the UFL's Memphis Showboats.
- He and his wife, Debbie, have three children, Jack, Caroline and Kate.

COMMUNITY

STAFF

PLAYERS

2023 SEASON

HISTORY


RECORDS

GAME DAY



ADAM AL-KHAYYAL

DIRECTOR, PRO SCOUTING



SCHOOL PRINCETON UNIVERSITY | HOMETOWN ATLANTA, GA. | NFL EXPERIENCE 10TH YEAR | BROWNS EXPERIENCE 10TH YEAR


- Adam Al-Khayyal is entering his 10th year with the Browns and third year as director of pro scouting. He served as the assistant director of pro personnel for two years from 2020-21.
- In his role, he manages day-to-day pro scouting initiatives and roster transactions, while contributing to college scouting and strategic roster decisions.
- Al-Khayyal joined the organization as an intern in 2015 and spent two seasons assisting with player personnel and football administration, before being promoted to area scout in 2017, covering the West and Midwest regions.

- Prior to joining the Browns, he held associate and coordinator positions at ESPN, working in various research capacities.
- Al-Khayyal played collegiately as a wide receiver at Princeton. He graduated with a BA in economics in 2012.
- Born and raised in Atlanta, Ga., Al-Khayyal currently resides in Westlake, Ohio with his wife, Tanya Hanna, and two sons.



MIKE CETTA

DIRECTOR, SCOUTING RESEARCH



SCHOOL UNIVERSITY OF MINNESOTA | HOMETOWN DOWNERS GROVE, ILL. | NFL EXPERIENCE 12TH YEAR | BROWNS EXPERIENCE 12TH YEAR

- Mike Cetta is in his 12th year with the Browns player personnel staff and ninth as a director.
- In his role, Cetta drives scouting operations that create data used by the research and strategy group to generate insights and analysis for player personnel, along with contributions to the broader departmental scouting, research, and strategy functions.

- Cetta graduated from the University of Minnesota with a BS in Statistics and recently received his Masters in Business Administration with concentrations in Analytics and Strategy from The Ohio State University.
- A native of Downers Grove, Ill., Cetta currently resides in Cleveland with his wife, Kelly Fox.



BRADLEY DEANGELIS

DIRECTOR, FOOTBALL INFORMATION SYSTEMS



SCHOOL ITT TECHNICAL INSTITUTE | HOMETOWN LINCOLN PARK, MICH. | NFL EXPERIENCE 13TH YEAR | BROWNS EXPERIENCE 13TH YEAR

- Bradley DeAngelis originally joined the Browns in 2009 as a software developer intern.
- After two years with the Cleveland Cavaliers, he returned in 2013 as a software developer moving through the ranks in the football information systems department to director of football information systems in 2020.
- As director of football information systems,

DeAngelis leads all Browns' football information systems efforts, as he is one of the original architects of the Browns' internal database.

- He attended ITT Technical Institute in Strongsville, Ohio.
- DeAngelis and his wife, Jackie, currently live in Middleburg Heights, Ohio with their children, Casey and Holden.



TYLER HAMBLIN

DIRECTOR OF FOOTBALL OPERATIONS



SCHOOL HARVARD UNIVERSITY | HOMETOWN SYRACUSE, N.Y. | NFL EXPERIENCE 8TH YEAR | BROWNS EXPERIENCE 8TH YEAR


- Tyler Hamblin is in his eighth season with the Browns and his third as director of football operations.
- In his role, Hamblin manages day-to-day football operations initiatives.
- He also works closely with the high performance, equipment, player engagement, video and FIS groups and contributes to scouting, football research and strategic roster decisions.
- In his previous two seasons with the Browns (2020-22), Hamblin was a football operations coordinator and worked primarily in player personnel, football research and strategy and football operations.

- In his first three seasons with the Browns (2017-20), Hamblin was a scouting assistant.
- Prior to joining the Browns in June 2017, Hamblin worked as a secondary government and sociology teacher and an assistant varsity football coach in his hometown of Syracuse, N.Y.
- He also had a brief teaching stint in Baltimore, Md.
- Hamblin graduated from Harvard University with a Bachelor of Arts (Sociology) and played tight end on the Crimson football team.
- He's married to his wife, Venessa.



MAX PAULUS

DIRECTOR, COLLEGE SCOUTING



SCHOOL DENISON UNIVERSITY | HOMETOWN MASSILLON, OHIO | NFL EXPERIENCE 12TH YEAR | BROWNS EXPERIENCE 12TH YEAR

- Max Paulus is in his 12th year with the Browns player personnel staff and his third as director of college scouting, following six years as an area scout.
- In his role, Paulus leads the college scouting department's day-to-day operations, draft season processes, contributes to all strategic decisions regarding draft-eligible prospects and also participates in pro scouting initiatives.
- Paulus served as a scouting assistant for two seasons (2014-15) after he began working with the Browns as a scouting intern in 2013.

- Prior to his time in Cleveland, Paulus played football at Denison University for four years, starting at quarterback for three and serving as a captain during his senior season.
- He graduated with bachelor's degrees in economics and history.
- A native of Massillon, Ohio, Paulus and his wife, Tory, have a daughter, Eleanor.



MEGAN ROCK

PERSONNEL OPERATIONS DIRECTOR



SCHOOL BALDWIN WALLACE UNIVERSITY | HOMETOWN NORTH ROYALTON, OHIO | NFL EXPERIENCE 13TH YEAR | BROWNS EXPERIENCE 13TH YEAR

- Megan Rock is in her 13th season with the Browns. She is in her fifth season in the team's personnel department and second as personnel operations director.
- Initially joined the Browns as a Browns Backers intern in 2012. Hired fulltime in 2014 and served as coordinator of fan experience from 2014-17 and as manager of fan experience from 2018-2019.

- Graduated with a degree in sports marketing and management from Baldwin Wallace.



DAN SAGANEY

DIRECTOR, PLAYER PERSONNEL



SCHOOL COLBY COLLEGE | HOMETOWN NORFOLK, MASS. | NFL EXPERIENCE 16TH YEAR | BROWNS EXPERIENCE 16TH YEAR

- Dan Saganey is in his 16th season as a member of the Browns player personnel staff and fifth as director of player personnel.
- Saganey works with Executive Vice President of Football Operations and General Manager Andrew Berry and the rest of the senior football staff to contribute to all roster and strategic football decisions. Additionally, he works alongside Vice President of Player Personnel Glenn Cook to run the day-to-day college and pro-operations of the player personnel department.
- He spent four years (2016-19) as the team's director of pro scouting, tracking player movement around the league, conducting advance scouting of Browns' opponents, helping prepare the staff during pro free agency and being involved in the evaluation of college prospects.
- Saganey previously worked as a manager of player personnel (2014-15), a pro scout (2011-13) and a player personnel assistant (2009-10).
- Prior to joining the Browns, Saganey spent two seasons as a coach at Harvard University, first assisting with the defensive line (2007) and then tutoring the wide receivers (2008). During his two seasons in Cambridge, the Crimson captured back-to-back Ivy League Championships for only the third time in school history.
- He began his coaching career in 2006 as the tight ends/tackles coach at Bentley College in Waltham, Mass.
- A native of Norfolk, Mass., Saganey earned a degree in government from Colby College, where he spent four years as a member of the Mules' offensive line.
- Saganey and his wife, Heidi, have a son, Brock, and two daughters, Blake and Colbie.



JOY TAPAJCIK

DIRECTOR OF FOOTBALL OPERATIONS & PROCESS




SCHOOL NAVAL ACADEMY | HOMETOWN GRAND PRAIRIE, TEXAS | NFL EXPERIENCE 4TH YEAR | BROWNS EXPERIENCE 4TH YEAR

- Joy Tapajcik is in her fourth season with the Browns and her first as director of football operations and process.
- In her role, Tapajcik works directly with Assistant General Manager and Vice President of Football Operations Catherine Raïche and Vice President of Player Personnel Process and Development Ken Kovash to lead initiatives under college scouting, people operations, and professional development. She also contributes as an in house scout to college and pro department.
- Prior to joining the Browns, Tapajcik spent over a decade in the Navy as an Intelligence Officer.
- Tapajcik graduated from the Naval Academy in 2010 and served as a videographer for Navy Football from 2006-09.
- A native of Grand Prairie, Texas, Tapajcik and her husband have two children.



TAYLOR YOUNG

DIRECTOR, FOOTBALL ADMINISTRATION



SCHOOL OHIO STATE UNIVERSITY | HOMETOWN COLUMBUS, OHIO | NFL EXPERIENCE 7TH YEAR | BROWNS EXPERIENCE 4TH YEAR

- Taylor Young is in her fourth season as the team's director of football administration and seventh season in the NFL.
- In her role, Young works directly with Browns Vice President of Football Administration Chris Cooper, as well as the coaching and player personnel staffs, to help manage the salary cap and negotiate player contracts.
- Prior to her tenure with the Browns, Young was the football administration coordinator with the Minnesota Vikings during the 2019-2020 seasons,

after being promoted from football administration intern following 2018.

- Before her time in the NFL, Young acted as an administrative and recruiting assistant with the Ohio State University football team from 2016-18, a role she held while earning her undergraduate degree in business administration.
- Young graduated from Ohio State in 2018 and is a native of Columbus, Ohio.


JIM BROWN CELEBRATION OF LIFE

The extraordinary life of football legend, actor and activist Jim Brown was celebrated at "The Life and Legacy of Jim Brown" event at Umstadt Performing Arts Hall in Canton Ohio. The event served to not only celebrate Brown's life, but also as a call to action to people everywhere to continue the fight for equality that he dedicated his life to. Brown was honored through speeches from his immediate family as well as members of NFL history such as fellow Hall of Famer Ray Lewis, as well as John Wooten, who has led the charge for Black coaches and executives in football. Brown's legacy is firmly cemented as one of the most important sports figures of all time, not only for his legacy on the field, but also for his legacy off of it.





ZACH AYERS NATIONAL SCOUT



SCHOOL WESTERN OREGON UNIVERSITY | HOMETOWN ALBANY, ORE. | NFL EXPERIENCE 10TH YEAR | BROWNS EXPERIENCE 10TH YEAR

- Zach Ayers is entering his 10th year with the Browns and his third as a national scout, following six years as a road scout.
- He also held various roles in the player personnel department his first three seasons with the club.
- Ayers serves as the primary cross-checker in the west region of the country in his role.
- He was previously responsible for scouting college players in the southwest region of the country after serving as a scouting assistant from 2015-16. From 2013-15, he worked on scouting projects.

- Prior to his time in Cleveland, Ayers was the assistant defensive coordinator for South Albany High School from 2010-12 and JV defensive coordinator for North Salem High School from 2008-10.
- A native of Albany, Ore., Ayers graduated from Western Oregon University with a bachelor's degree in interdisciplinary studies.
- He and his wife, Sarah, have a daughter, Paxtyn, and a son, Brooks.



CHRIS BUFORD NATIONAL SCOUT



SCHOOL BAYLOR UNIVERSITY | HOMETOWN ARLINGTON, TEXAS | NFL EXPERIENCE 13TH YEAR | BROWNS EXPERIENCE 3RD YEAR

- Chris Buford is entering his third year with the Browns as a national scout.
- He joined the Browns in 2022 after 10 seasons with the Miami Dolphins, the last three of which he focused on the Southwest region of the country.
- Buford started his career with the Dolphins in 2012 as an assistant in the team's scouting department, where he provided support to all levels of the department while focusing on overall evaluation and preparation for the NFL Draft. He spent the 2015-17 seasons covering the Midwest and covered the Northeast region in 2014.
- Prior to his break in the NFL, Buford was a four-year letterwinner at defensive tackle for the Baylor football team (2007-10). He appeared in 30 games in his career and, as a senior, he was a part of a Bears football team that made its first bowl appearance since 1994.

- A native of Arlington, Texas, Buford was a four-time member of the Big 12 Commissioner's Honor Roll list and earned a degree in education with a minor in corporate communications. He later received his master's degree from Baylor in sport management in 2012.
- He and his wife, Jasmine, have two daughters, Charley Rose and Rhyann.



JOSH COX

AREA SCOUT



SCHOOL UNIVERSITY OF ALABAMA | HOMETOWN SANTA BARBARA, CALIF. | NFL EXPERIENCE 11TH YEAR | BROWNS EXPERIENCE 9TH YEAR

- Josh Cox is entering his ninth year with the Browns player personnel staff and third as the team's West Coast Area scout.
- Cox rejoined the team as an area scout in the Midlands in 2020, after previously having served as the team's Southwest Area scout from 2018-19.
- He spent part of 2019 as an area scout for the Senior Bowl.
- Cox served as a scouting assistant for two seasons (2016-17) after he began working with the Browns as a film analyst in 2015.

- Prior to his time in Cleveland, Cox was a recruiting specialist for the University of Alabama from 2012-15.
- He was also a player engagement intern for the Kansas City Chiefs for a short time in 2013 and 2014.
- A native of Santa Barbara, Calif., Cox graduated from Alabama with a degree in exercise science in 2015.
- He currently resides in Boise, Idaho.



MATT DONAHOE

AREA SCOUT



SCHOOL ALLEGHENY COLLEGE | HOMETOWN PITTSBURGH, PA. | NFL EXPERIENCE 12TH YEAR | BROWNS EXPERIENCE 7TH YEAR

- Matt Donahoe is in his seventh season as a member of the Browns player personnel department and his 12th in the NFL.
- Donahoe's primary responsibilities include evaluating college talent in the Southeast Area.
- He previously served as an area scout for the Kansas City Chiefs, where he covered the Northeast region of the country from 2015-17.
- Prior to being promoted to that post, Donahoe spent 2014 as a NFS scout, overseeing the states of Missouri, Kansas, Nebraska and Illinois.
- He originally entered the NFL as the Chiefs' scouting intern in 2013, assisting in daily scouting activities, compiling player personnel information and attending various professional and college games.

- Additionally, Donahoe has previous experience working in Green Bay as the Packers' summer scouting intern in 2012.
- The Pittsburgh, Pa. native has also spent multiple training camps serving as a ball boy for the Pittsburgh Steelers and Buffalo Bills.
- A graduate of Allegheny College, Donahoe was a four-year letterman in golf and a two-time Academic All-American.
- He earned his degree in economics with a minor in communication arts in 2012.



D'QWELL JACKSON

PRO SCOUT

SCHOOL UNIVERSITY OF MARYLAND | HOMETOWN LARGO, FLA. | NFL EXPERIENCE 13TH YEAR | BROWNS EXPERIENCE 10TH YEAR

- D'Qwell Jackson is in his first season as a scout after spending 2023 supporting player development.
- As a player, Jackson spent eight seasons (2006-13) with the Browns as a linebacker. Selected in the second round of the 2006 draft, Jackson appeared in 97 games with 96 starts and recorded 818 tackles, 11.5 sacks, eight interceptions and one touchdown with the Browns. He led the NFL with 154 tackles in 2008 and finished second in the league with 158 in 2011.
- Jackson wrapped up his playing career in Indianapolis, where he started 44 games and added another 366 tackles over three seasons (2014-16).
- In total, Jackson started 140 of his 141 career games and recorded 1,184 tackles, 19.5 sacks and nine interceptions. He was selected to the 2014 Pro Bowl. He reached the century mark in tackles seven times, including five seasons with the Browns.

- Jackson was enshrined in the Cleveland Browns Legends program in 2021. He was also the winner of the team's Ed Block Courage Award (2011), Salute to Service Award (2013), Pro Football Writers of America Dino Lucarelli "Good Guy" Award (2012) and PFWA Joe Thomas Award - Player of the Year (2012).
- Embarked on a weeklong visit to U.S. troops at military bases throughout Southwest Asia as part of the NFL-USO program during the 2013 offseason.
- Finished fourth in Maryland (2002-05) history with 447 tackles, while becoming just the second player in school history to earn Atlantic Coast Conference Defensive Player of the Year honors.



SHAWN HEINLEN

AREA SCOUT



SCHOOL UNIVERSITY OF FLORIDA | HOMETOWN JUPITER, FLA. | NFL EXPERIENCE 25TH YEAR | BROWNS EXPERIENCE 3RD YEAR


- Shawn Heinlen is in his 25th season in the NFL and came to the Browns in 2022 after spending the previous four years with the Philadelphia Eagles as their Southwest Area scout.
- Prior to his time in Philadelphia, Heinlen spent 16 seasons with the Buffalo Bills. From 2003-17, he served as a college area scout after being promoted from the team's college scouting administrator (2001-2003).

- Heinlen began his career with the Bills as a training camp intern in 1999 and transitioned to player personnel analyst at the league office for two seasons (2000-01).
- He is a Jupiter, Fla. native and University of Florida grad, where he earned a bachelor's degree in finance and a master's in sports administration.
- Shawn, his wife, Missy, and two sons, Colton and Knox, reside in Dallas, Texas.



GREG LIVINGSTON

PRO SCOUT



SCHOOL MIDDLEBURY COLLEGE | HOMETOWN KATONAH, N.Y. | NFL EXPERIENCE 2ND YEAR | BROWNS EXPERIENCE 2ND YEAR

- Greg Livingston is in his second year with the Browns player personnel staff and first as a Pro Scout.
- Livingston does advance scouting of upcoming opponents, is a significant contributor to the free agency process and supports all pro functions in his role.
- Livingston joined the Browns as a scouting assistant in 2023 and transitioned into his current role as a pro scout prior to the start of the 2024 season.

- Prior to joining the Browns, Livingston served as an offensive assistant for Northwestern University.
- A native of Katonah, N.Y., Livingston graduated from Middlebury College with a degree in philosophy.
- He currently resides in Cleveland, Ohio.



JOSH LUCAS

AREA SCOUT



SCHOOL HARVARD UNIVERSITY | HOMETOWN NORTH CANTON, OHIO | NFL EXPERIENCE 19TH YEAR | BROWNS EXPERIENCE 1ST YEAR



- Josh Lucas enters his 19th season in the NFL and his first season with the Browns. Lucas serves as the lead scout evaluating and assessing college prospects from Ohio, Kentucky, Tennessee, Missouri and South Carolina.
- During his NFL career, Lucas has served in many different roles, including most recently as the director of player personnel for the Chicago Bears (2015-22) where he oversaw the Bears college and pro scouting departments.
- Prior to joining the Bears, Lucas spent 10 seasons in the New Orleans Saints player personnel department serving as a scout in the southern region (2012-14), the southwest area (2007-11) and as a scouting assistant (2005-07). During his 10 seasons with the team, the Saints made five playoff appearances,

- captured three division titles and won the franchise's first Super Bowl Championship (XLIV) in 2009.
- Lucas came to New Orleans from Jacksonville, where he spent three seasons (2002-04) with the franchise, including the last two years as a marketing analyst. In 2002, he was an intern for Jacksonville in football operations, and worked in the player personnel department during the club's 2004 training camp.
- The North Canton, Ohio native graduated Cum Laude from Harvard University, where he played safety from 1997-98.
- He currently resides in Chicago, Ill.



GERALD MCCULLY

AREA SCOUT



SCHOOL THE CITADEL | HOMETOWN TAMPA, FLA. | NFL EXPERIENCE 10TH YEAR | BROWNS EXPERIENCE 10TH YEAR

- Gerald McCully is in his 10th season on the Browns player personnel staff, after serving as a part-time scout for the Montreal Alouettes from 2002-2014 while employed as a high school teacher and coach.
- Prior to his work with the Alouettes, McCully coached running backs and linebackers for the Arena Football League's Florida Bobcats from 1995-97.
- From 1987-93, McCully worked at The Citadel, his alma mater, as the tight ends coach, recruiting coordinator and academic coordinator.

- While in college, he played nose guard from 1981-83 and finished his schooling as a student trainer from 1983-85.
- He went on to coach at his alma mater, Jesuit High School, in Tampa, Fla. from 1985-87.
- He continued his high school coaching career with stops in Florida and South Carolina from 1993-2015.
- McCully worked part-time for Terry Forbes Recruit Evaluations, where he evaluated Illinois, Indiana, Missouri and Florida from 1997-2002.



JOHN NUSSMAN

SCOUT, NFS



SCHOOL OHIO STATE UNIVERSITY | HOMETOWN DAYTON, OHIO | NFL EXPERIENCE 5TH YEAR | BROWNS EXPERIENCE 5TH YEAR


- John Nussman is in his fifth season with the Browns and his first as an area scout.
- Nussman represents the Browns in National Football Scouting (NFS) as an area scout, covering the Dakotas, Nebraska, Kansas and Missouri while also contributing to the Browns' NFL combine and draft initiatives.

- Nussman joined the Browns as a scouting assistant in 2020
- A native of Dayton, Ohio and a graduate of The Ohio State University, Nussman currently lives in Indianapolis with his wife and daughter.



ALICE SULLIVAN

PRO SCOUT/CONTRACT ANALYST



SCHOOL UNIVERSITY OF NOTRE DAME | HOMETOWN SWAMPSCOTT, MASS. | NFL EXPERIENCE 2ND YEAR | BROWNS EXPERIENCE 2ND YEAR

- Alice Sullivan is in her second season with the Browns and first as a Pro Scout/Contract Analyst after spending the 2023 season as a scouting assistant.
- Sullivan does advance scouting of upcoming opponents, is a significant contributor to the free agency process and supports all pro functions in her role. Additionally, Sullivan supports football administration in specific contract management initiatives.
- Prior to joining the Browns, Sullivan worked at LSU, where she served as an advance scouting analyst for Advance Scout.
- A native of Swampscott, Mass., Sullivan attended the University of Notre Dame where she graduated with a Bachelor of Science in Mathematics and History and also worked in operations and scouting for the football team.



CYRUS WOLFORD

AREA SCOUT



SCHOOL TEMPLE UNIVERSITY | HOMETOWN MILLSBORO, DEL. | NFL EXPERIENCE 3RD YEAR | BROWNS EXPERIENCE 3RD YEAR

- Cyrus Wolford is in his third year with the Browns player personnel staff and first as the team's Northeast area scout.
- Wolford is responsible for identifying and evaluating collegiate prospects within the Northeast region of the country, along with conducting extensive research and data collection to assess the background of the draft-eligible prospects in his area. He also participates in all-star game assignments, spring pro days, college free agency and draft strategy input.
- Wolford spent 2022-23 as a scouting assistant for the Browns before transitioning to his current role.
- Prior to joining the Browns, Wolford served as a player personnel intern (2022) at the University of Pennsylvania where he assisted the Director of Player Development and coaches with their scouting of prospective student athletes, and logistics surrounding team operations, social media and recruiting visits.
- He began his career at Temple where he spent three years with the football program, starting in equipment (2018-20) before serving as a scouting intern in 2021 where he assisted the Director of Player Personnel and coaches with special projects, along with transfer portal evaluations.
- A native of Millsboro, Del., Wolford graduated from Temple University with a Bachelor of Science degree in sport & recreation management in 2022.
- He currently resides in Millsboro, Del.



KATHLEEN WOOD

SCOUTING/PERSONNEL ASSESMENT & DEVELOPMENT



SCHOOL DREXEL UNIVERSITY | HOMETOWN PHILADELPHIA, PA. | NFL EXPERIENCE 5TH YEAR | BROWNS EXPERIENCE 5TH YEAR

- Kathleen Wood is in her fifth season with the Browns player personnel staff and her first in the role of scouting/personnel assesment and development after spending four years as the team's Northeast area scout.
- In her former role, Wood scouted the Northeast region of the United States, serving as the primary evaluator of all draft-eligible players, along with assisting the pro department with crosschecks of upcoming veteran free agents.
- In 2020, Wood was the team's first-ever scouting fellow and helped scout the Southeast and Midwest schools of the country.
- Wood came to the Browns from the Reese's Senior Bowl, where she acted as a regional college scout, with every player she evaluated getting drafted in 2019.
- Prior to her time with the Senior Bowl, Wood earned an internship with the Philadelphia Eagles personnel department during training camp in 2018 and was

named a Nunn-Wooten Fellow with the Buffalo Bills during the summer of 2017. She also acted as a shadow intern with the Miami Dolphins that same summer.

- Wood was also selected to and participated in the prestigious NFL Women's Career in Football Forum in 2018 and previously trained at The Scouting Academy.
- Wood came to the NFL following a 14-year career in the Mid-Atlantic Detective Bureau, where she was most recently the president. With the Bureau, she sourced insight, conducted background checks and mitigated risk.
- Wood also served as a golf instructor at the PLA Jr. Golf Academy in West Palm Beach, Fla. from 2013-2018.
- She attended Drexel University and is a native of Philadelphia, Pa.
- Wood resides in West Palm Beach, Fla. with her wife, Lisa.



DAN ZEGERS

AREA SCOUT



SCHOOL ST. NORBERT COLLEGE | HOMETOWN DE PERE, WISC. | NFL EXPERIENCE 21ST YEAR | BROWNS EXPERIENCE 7TH YEAR



- Dan Zegers is in his seventh year with the Browns and fifth year as an area scout.
- Zegers spent 2018-19 as personnel coordinator for the team, where he played a vital role in handling college scouting logistics and planning.
- He was promoted to Midwest area scout in 2020, evaluating players in the Midwest region of the country. His area includes schools in Minnesota, Iowa, Wisconsin, Illinois, Indiana, Nebraska, North Dakota, South Dakota and Michigan.
- Prior to joining the Browns, Zegers spent five years in the Chiefs personnel department, serving as player personnel assistant (2013-17) and college scouting coordinator (2017-18).


• He began his career with the Packers as an equipment assistant, spending multiple years in that role before officially entering the scouting department as a scouting assistant in 2007.

- Zegers is a graduate of St. Norbert College.
- He and his wife, Amanda, have two daughters, Gianna and Yasmina, and a son, Zeke.
- Zegers currently resides in De Pere, Wis.



CARSON WALCH

DIRECTOR, PLAYER DEVELOPMENT



SCHOOL WINONA STATE UNIVERSITY | HOMETOWN ELGIN, MINN. | NFL EXPERIENCE 8TH YEAR | BROWNS EXPERIENCE 4TH YEAR

• Carson Walch is entering his eighth season in the NFL and his fourth with the Browns. He has been the team's director of player development since 2023.

• In his role, Walch acts as the focal point between various departments, primarily focusing on strengthening the team's on-field skill development and off-field strategies to accomplish player-related goals.

• Before joining Cleveland, Walch was the Philadelphia Eagles wide receivers coach (2019). He originally joined the Eagles coaching staff in 2018 as assistant wide receivers coach and was an offensive quality control coach/assistant wide receivers coach with the Chicago Bears from 2013-14.

• During his first season with the Eagles, Walch worked with a unit that featured veteran wide receivers Alshon Jeffery and Nelson Agholor. Under Walch's direction, Jeffery recorded his highest receiving yardage (843) and reception totals (65) in a single season since 2014, despite missing the first three games of the regular season. He also received a Pro Bowl nod.

• Agholor also recorded career highs in receptions (64) and yards after the catch (350).

• Additionally, Walch helped direct WR Brandon Marshall and Jeffrey to Pro Bowl selections in 2013 while in Chicago.

• Walch went to Philadelphia after two seasons with the Edmonton Eskimos of the Canadian Football League

as offensive coordinator/wide receivers coach (2018) and receivers/passing game coordinator (2017). Under his guidance, the Eskimos offense ranked first in the CFL, led the league in every major category, and coached CFL MVP QB Mike Reilly.

• He was also the quality control/wide receivers coach of the Montreal Alouettes from 2010-12 and the club won the Grey Cup in 2010.

• Walch also possesses a wealth of NCAA coaching experience, spending time with the University of Minnesota, Winona State University, University of St. Thomas and Dakota State University.

• Walch was an All-American, all-region and all-conference running back, receiver and return specialist for Winona State from 1996-99, while also serving as a team captain.

• During his final season, he was named a regional finalist for the Harlon Hill Award, which the top player in NCAA Division II football earns.

• He was inducted into the school's Hall of Fame and named to the program's All-Century Team for his performance during his four years at Winona State.

• Walch has an undergraduate and master's degree in education from Winona State and is a native of Elgin, Minn. where he is also a member of the school's Hall of Fame.



ANTHONY FABIANO

COORDINATOR, PLAYER DEVELOPMENT



SCHOOL HARVARD UNIVERSITY | HOMETOWN WAKEFIELD, MASS. | NFL EXPERIENCE 4TH YEAR | BROWNS EXPERIENCE 4TH YEAR

- Anthony Fabiano is in his fourth season in the Cleveland Browns front office and second as the team's coordinator of player development. He originally joined the front office as a scouting assistant in June 2021, following a five-year playing career that included two seasons in Cleveland (2016 and 2020).
- In his role, Fabiano focuses on player skill/process development, with a primary concentration on the offensive and defensive lines, while acting as a focal point between various departments, strengthening the team's information flow and aligning its resources to accomplish player-related goals.
- Originally signed by the Baltimore Ravens as an undrafted free agent in 2016, Fabiano appeared in

- nine games with two starts for the Browns (2016) and Indianapolis Colts (2017). In addition, he spent time with the Philadelphia Eagles, Tampa Bay Buccaneers, Washington Commanders, New York Giants, New England Patriots and the Green Bay Packers.
- The Wakefield, Mass. native was a First Team All-Ivy League selection (2015) at Harvard University and graduated with an undergraduate degree in economics. He was also a member of Harvard's Owl Club.
- Fabiano resides in Cleveland, Ohio with his wife, Sydney.



RON BREWER

DIRECTOR, PLAYER ENGAGEMENT



SCHOOL UNIVERSITY OF NORTH CAROLINA | HOMETOWN CHESAPEAKE, VA. | NFL EXPERIENCE 10TH YEAR | BROWNS EXPERIENCE 10TH YEAR


- Ron Brewer is in his 10th season with the Browns and fifth as director of player engagement.
- Brewer assists in the successful transition of NFL players to professional football through various character and personal development programs.
- He oversees programs that include the Rookie Professional Development Program, Rookie Success Program, mental health, undergraduate and graduate degree completion, internships, financial education and additional educational sessions, which range from domestic violence awareness to leadership.
- Brewer also aids in the Player Development department, where he assists in the on-field development of linebackers and defensive backs.
- Over the last nine years, Brewer assisted a number of players in completing coursework toward undergraduate or master's degrees, while others participated in internships and job shadowing opportunities. In 2020, Brewer led the Browns to

- achieve 100% voter registration, making them one of only six teams in the league to do so.
- Prior to the Browns, Brewer spent two seasons at his alma mater, North Carolina, as the director of player development and recruiting. He also spent time at the NCAA as the assistant director of leadership development.
- With the NCAA, he oversaw national professional development programs for athletes, administrators and coaches. Brewer also worked at Southern Methodist University (academic support/life skills coordinator), LSU (academic advisor), and with the Minnesota Vikings (player development coordinator).
- A native of Chesapeake, Va., Brewer earned undergraduate and master's degrees from UNC, where he lettered as a cornerback. With the Tar Heels, he worked his way from a walk-on to earning a scholarship to team captain as a senior.



KORY GILLISSIE

DIRECTOR, EQUIPMENT OPERATIONS



SCHOOL BALDWIN WALLACE UNIVERSITY | HOMETOWN CLEVELAND, OHIO | NFL EXPERIENCE 11TH YEAR | BROWNS EXPERIENCE 11TH YEAR

- Kory Gillissie, who is in his 11th overall season with the Cleveland Browns, was promoted to director of equipment operations prior to the 2024 season.
- Gillissie spent the past three seasons as the club's assistant equipment manager (2021-23). Before that, he spent seven years in an equipment assistant role.
- Gillissie and his staff concentrate on player health and safety, making sure all equipment safety parameters are met to aid in the protection of Browns players. Additionally, the department installs and monitors GPS tracking in helmets, shoulder pads and cleats during practices and games.
- Along with assistants Jim McLaughlin, Vincent Herzog and Bree Zook, Gillissie manages a staff of over 10 and oversees purchasing, fitting, customizing and issuing all playing equipment for the club.

- As the director of equipment operations, Gillissie sees that 17,000 to 20,000 pounds of equipment makes its way to away stadiums for road games, making an opponent's facility feel a little more like home for the Browns.
- The Cleveland, Ohio native began his career in the NFL as a seasonal intern in the equipment department in 2014 after graduating from Baldwin Wallace University with a major in criminal justice.
- While at Baldwin Wallace, Gillissie played football and baseball.



ROB PAVLAS

VIDEO DIRECTOR



SCHOOL OHIO STATE UNIVERSITY | HOMETOWN WESTLAKE, OHIO | NFL EXPERIENCE 16TH YEAR | BROWNS EXPERIENCE 16TH YEAR


- Rob Pavlas is in his 16th season with the Browns and ninth as video director. He joined the club as assistant video director in 2009 and was promoted to video director in 2016.
- Along with assistants Ricky Palmer, Adam Klepek and Nick Byford, Pavlas handles all of the audio/visual needs for coaches, player personnel staff and players.
- They record all practices and games, breaking each down into smaller elements to provide the team with as much detail as possible for game and opponent preparation.

- Prior to the Browns, Pavlas worked for DVSport Software (2006-09) and the University of Akron (2004-06). With the Zips, he was the head video contact for football and men's basketball.
- Pavlas earned his undergraduate and master's degrees from The Ohio State University. As a student, Pavlas worked in the football video department and was a part of the staff when the Buckeyes won the 2002 National Championship.



CHRIS POWELL

HEAD GROUNDSKEEPER



SCHOOL CENTRAL MISSOURI UNIVERSITY | HOMETOWN URICH, MO. | NFL EXPERIENCE 28TH YEAR | BROWNS EXPERIENCE 28TH YEAR

- Chris Powell is in his 28th season with the Browns and 25th as head groundskeeper. He originally served the Browns as the assistant head groundskeeper from 1992-94 and started back up with the club in his current role when the team returned to Cleveland in 1999.
- Powell works closely with stadium field manager Neal Pate and grounds supervisor Scott Springer in overseeing all aspects of field and grounds management at Cleveland Browns Stadium and CrossCountry Mortgage Campus.
- In addition to football games, Powell leads the efforts for other events at both locations, such as concerts, soccer matches and training camp.
- Powell is also a member of the National and Ohio Sports Turf Managers Associations and the Ohio Turf Foundation along with the newly formed Professional Football Field Managers Alliance.

- Between stints in Cleveland, Powell served as the grow-in supervisor in 1994 at Arrowhead Stadium in Kansas City, Mo. when the Chiefs transitioned from turf to natural grass.
- From 1995-97, he also worked as a turf consultant for Northwestern football and MiLB Norwich Navigators while working part-time with the Chiefs.
- A native of Urich, Mo., Powell graduated from Central Missouri University with a bachelor's degree in parks and recreation with a focus in park management.
- Powell is a military veteran of the Army National Guard and served in the Divisional Support Command of the 35th Infantry Division.
- Powell and his wife, Stephanie, have two daughters, Katelyn and Ella, and a son, Andrew. They currently reside in Berea, Ohio.

BROWNS TAKE FIRST TEAM FLIGHT

On Oct. 11, 1946, the Browns took their first team flight. Browns Head Coach Paul Brown innovated travel in professional sports as Cleveland became the first pro team that flew to all road games. In the photo below, the Browns are heading to New York for a Saturday night contest against the New York Yankees.




CLEVELAND BROWNS STAFF

COMMUNITY



Wat Adair
Coordinator,
Team Logistics



Hajriz Aliu
Scouting
Assistant



Leah Archual
Senior Manager,
Digital Media



Renee Arko
Coordinator,
Scoreboard Operations

STAFF



Anthony Baldwin
Coordinator,
Logistics & Special Events



Sean Barrett
Director,
Stadium Facilities



Hannah Bercsik
Business Intelligence
Coordinator



Brenan Betro
Manager,
Social Media

PLAYERS




Will Black
Scouting
Assistant



Elizabeth Blank
Executive
Assistant



Cory Blessing
Support Services
Manager




Dom Borsani
Football Research
Analyst

2023 SEASON



Andrew Bossard
Assistant
Groundskeeper



Vincenzo Bove
Associate Producer,
Digital Content




John Boykin
Football
Security



Jess Brooks
Manager,
Human Resources

HISTORY



Nick Byford
Video
Assistant



Katelyn Caniford
Manager,
Inside Sales



Aram Cannuscio
Data Analyst, Marketing &
Consumer Insights



Shaun Card
Assistant
Groundskeeper

RECORDS

GAME DAY



Hunter Carson
Football Operations
Assistant



Kenya Cason
Manager,
Partnership Activation



Abir Chaudhry
Director, Team
Logistics & Operations



Alexis Christie
Coordinator,
Social Media



Chris Cola
Coordinator,
Berea Facilities




Ryan Conway
Scouting
Assistant



Brynn Cooley
Manager, Media
Strategy & Sales



Brandon Covert
Vice President,
Information Technology



Judson Covert
Network
Administrator



Justin Curtis
Director, Business Application
Developer & Data Architecture



Phil Dangerfield
Senior Vice President,
Operations



Joli Daninger
Coordinator, Fan Experience
& Special Events



Samantha Daugherty
Director,
Finance



Bill Davis
Berea Security
Officer




Jason Decker
Director,
Ticket Operations



Nick Deludos
Manager, Corporate
Partnership Strategy



Clete Diener
Coordinator,
Stadium Operations



Sahaana Durgam
Coordinator,
Player Services



Rishav Dutta
Football Research
Analyst



Kelsey Fahy-Barton
Coordinator,
Performance Nutrition

COMMUNITY

STAFF

PLAYERS

2023 SEASON

HISTORY

RECORDS

GAME DAY



Makenzie Fairfield
Manager,
Fan Experience & Special



Justin Fela
Producer



Shannon Fischer
Director,
Partnership Activation



John Frain
Director,
Security



Andrew Gaitan
Coordinator,
Corporate Partnerships



Jenna Gaston
Manager of
Accounting



Jason Gibbs
Producer,
Radio and Podcast



Kyle Gibson
Graphic
Designer



Cory Gilman
Senior Manager,
Partnership Activation



Dave Goessler
Senior Financial
Advisor



Eli Gooch
Junior Software
Developer



Michael Good
Manager,
Stadium Operations



Sam Grabinski
Senior Manager,
Premium Development



Jack Gray
Data Analyst,
Ticketing



Kylie Greenwell
Coordinator, Cleveland
Browns Foundation



Andrew Gribble
Director,
Digital Media



Sabrina Grivas
Coordinator, Website
Design and Development



Austin Grosel
Football Research
Analyst



Brian Gross
Manager,
Premium Development




David Groves
Engineer
(Plumber)



Victoria Guerra
Coordinator,
Communications



Elisha Guidry
Scouting
Assistant



Tyler Habursky
Scouting
Assistant



Robbie Hamill
Coordinator,
Partnership Activation



Lily Hammel
Supervising Producer,
Operations



Rich Hanchette
Motion Graphic
Artist



Tyler Harbison
Director,
Stadium Operations



Lizzie Heidenreich
Manager,
Cleveland Browns Foundation



Jack Heidenthal
Manager,
Premium Development



Nick Henkel
Scouting
Assistant



Vincent Herzog
Assistant Equipment
Manager



Russell Horn
Assistant
Groundskeeper



Erica Hudec
AP
Coordinator



Rachel Huffman
Data Analyst,
Partnership Insights



Andrew Jackson
Data Architect/
System Developer



Sydney Jascoe
Membership Development
Specialist



Caroline Jordan
Producer



Mike Judge
Senior Director,
Membership Development



Omar Jufko
Director,
Stadium Security



Lydia Jules
Legal
Coordinator

COMMUNITY

STAFF

PLAYERS

2023 SEASON

HISTORY

RECORDS


GAME DAY




Chris Justik
Coordinator,
Stadium Operations



Bridget Kakos
Senior Director,
Partnership Activation



Sean Kaye
IT Support
Specialist



Jasha Keller
Coordinator, Fan Experience
& Special Events



Tyler Kime
Membership Development
Specialist



Corey Kinder
Senior Manager,
Affinity Marketing



Adam Klepek
Video
Assistant



Deb Kruszynski
Manager,
Travel and Compliance



Jay Lanzer
Berea Security
Officer



Brenan Latimer
Football Research
Analyst



David Lee
Vice President,
Ticket Operations




Hannah Lee
Manager,
Youth Football



Eliana Levy
Marketing
Coordinator



Danielle Lewis
Director, Fan Experience
& Special Events



Kevin Lewis
Senior Software Developer,
Football Information Systems



Solomon Lewis
Painter




Allison Likar
Executive
Assistant



Monica Lince
Director,
Business Operations




Brandon Long
Coordinator,
Executive Operations



Callum Mahoney
Salary Cap
& Contract Analyst



Ryan Marks
Coordinator,
Digital Marketing



Joe Masters
Membership Development
Specialist



Jeff McDaniel
Supervising Producer,
Digital Video




Jordan McGrigg
Associate Producer,
Digital Video



Keely McKenzie
Manager, Digital Design
& Operations



Jim McLaughlin
Assistant Equipment
Manager




Maikee Migallos
Assistant Athletic
Trainer



Kyle Millen
Director,
Scoreboard Operations



Dennis Miller
Carpenter



Andrew Mocsiran
Berea Security
Officer




Chris Modarelli
Design Director



Joseph Moeller
Vice President,
Business Analytics



Brandon Moore
Coordinator,
Youth Football



Bryce Moran
Coordinator,
Berea Facilities




Jeremy Morton
Cybersecurity
Specialist



Erica Muhleman
Senior Vice President,
Corporate Partnerships



Andy Mull
Berea Security
Officer



Dan Murphy
Director,
Football Communications



Katie Murphy
Director, Managing
Partner Operations



Lexi Norton
Manager,
Ticket Operations

COMMUNITY

STAFF

PLAYERS

2023 SEASON

HISTORY

RECORDS

GAME DAY

COMMUNITY



Colleen Oberle
Manager,
Corporate Partnerships



Sean Olivier
Producer,
Scoreboard Operations



Sean Othen
Vice President,
Corporate Partnerships



Dom Page
Manager,
Communications

STAFF



Ricky Palmer
Assistant
Video Director



Matt Papatheodorou
Director,
Marketing



Neal Pate
Stadium Field
Manager



Jon Patterson
Berea Security
Officer

PLAYERS




Jeffrey Patton
Network
Manager



Austin Pavilack
Director,
Ticket Sales



Justin Peck
Membership
Development Specialist



Enzo Perfetto
Membership
Development Specialist

2023 SEASON




John Pfizenmayer
Director of
Rehabilitation



Miguel Pimentel
Senior Manager,
Premium Development



Mark Podolak
Creative
Director



Fredrick Poling
Manager,
Berea Security

HISTORY




Hanna Ponti
Coordinator,
Guest Services



Michele Powell
Vice President, Stadium
Operations & Event Management



Nayeli Pozuelos
Marketing
Coordinator



Abigail Protin
Software Developer,
Football Information Systems

RECORDS

GAME DAY



Jerry Ray
Engineer



Wendy Retzloff
Manager,
Partnership Activation



Laurie Rice
Vice President,
Finance



Paul Rini
Manager,
Membership Development



Pat Rock
Assistant Athletic
Trainer



Aerial Rodriguez Garcia
HVAC
Technician



Lexi Ross
Social Media
Strategist



Brent Rossi
Senior Vice President,
Marketing & Media



Kelsey Russo
Staff Writer/
Content Creator



Emma Ryan
Manager,
Partnership Activation



Konner Sanghera
Production
Manager



Patrick Scanlon
Director,
Guest Services



Spencer Schlott
Support Services
Technician




Ashby Scott
Football
Security



Chris Scruggs
Membership
Development Specialist



Sam Secrest
Scouting
Assistant



Jake Sekerak
Junior Systems
Developer



Erik Semall
Engineer
(Electrician)



Colby Sherwood
Systems Developer



Marikka Pretz-Anderson
Director,
Legal Affairs

COMMUNITY

STAFF

PLAYERS

2023 SEASON

HISTORY

RECORDS

GAME DAY

COMMUNITY



Joshua Shur
Engineer
(HVAC)



Jack Slatery
Player Personnel
Assistant



Maddie Smith
Coordinator,
Ticket Operations



Mark Smith
Director, Sales and
Marketing Systems

STAFF



Sharon Smith
Director, Premium
Development & Suite Service



Ricky Soinski
Director,
Content and Production



Scott Springer
Grounds
Supervisor



Matt Srodek
Director,
Berea Facilities

PLAYERS



Matt Starkey
Manager,
Photography



Nathan Sterken
Lead Data
Scientist



Devin Stith
Membership
Development Specialist



Noah Stitt
Associate Producer,
Digital Video

2023 SEASON



R.J. Szabo
Football
Security



Jenner Tekancic
Vice President,
Community Relations




Josh Temple
Scouting
Assistant



Alex Thomas
Coordinator,
Shipping & Receiving

HISTORY



Maria Tofalo
Director,
Event Management



Lauren Traczyk
Membership Development
Specialist



Michael Tran
Junior Software
Developer



Stefan Varner
Assistant Athletic
Trainer

RECORDS

GAME DAY



Trystian Vecchio
Assistant
Groundskeeper



Lu Vizcarrondo
Training Facility
Security



Matt Walker
Manager,
Partnership Activation



Iman Warren
Corporate Event
Specialist



Drew Weeks
Coordinator,
Community Relations



Jordyn White
Director, Community &
Corporate Communications



Kai White
Membership Development
Specialist



Zach Wigmore
Scouting Research
Coordinator



Gordon Williams
Assistant Athletic
Trainer



Jacob Williams
Director, IT
Operations



Tom Wyatt
Senior Director,
Corporate Partnerships



Darren Zavarella
Manager,
Creative Services



Nathan Zegura
Senior Media
Broadcaster



Thomas Zelazny
Sales and Marketing
Systems Coordinator



Zach Zelinsky
Senior Software Developer,
Football Information Systems



Becky Zielinski
Seamstress



Bre Zook
Equipment
Assistant

COMMUNITY

STAFF

PLAYERS

2023 SEASON

HISTORY

RECORDS

GAME DAY

2024 CLEVELAND BROWNS ALPHABETICAL ROSTER

NO	NAME	POS	HT	WT	DOB	AGE	EXP	COLLEGE	HOMETOWN	HOW ACQ
74	Adeniji, Hakeem	T	6-4	315	12/8/97	26	5	Kansas	Garland, Texas	UFA (Min.) - '24
88	Akins, Jordan	TE	6-4	245	4/19/92	32	7	Central Florida	Locust Grove, Ga.	UFA (Hou.) - '23
52	Allen, Brian	C	6-2	303	10/11/95	28	7	Michigan State	Hinsdale, Ill.	FA - '24
37	Bell, D'Anthony	S	6-1	211	10/17/96	27	3	West Florida	Covington, Ga.	FA - '22
18	Bell, David	WR	6-1	212	12/14/00	23	3	Purdue	Indianapolis, Ind.	D3c - '22
75	Bitonio, Joel	G	6-4	320	10/11/91	32	11	Nevada	Long Beach, Calif.	D2 - '14
13	Bojorquez, Corey	P	6-0	217	9/13/96	27	7	New Mexico	Bellflower, Calif.	UFA (G.B.) - '22
39	Breeze, Brady	S	6-0	205	10/9/97	26	2	Oregon	Lake Oswego, Ore.	FA - '24
53	Briggs, Jowon	DT	6-1	313	9/1/01	22	R	Cincinnati	Cincinnati, Ohio	D7b - '24
87	Brown, Ahmarean	WR	5-8	170	12/19/00	23	R	South Carolina	Tampa, Fla.	FA - '24
38	Brown II, Tony	CB	6-0	200	7/13/95	29	7	Alabama	Beaumont, Texas	FA - '24
30	Bush, Devin	LB	5-11	235	7/18/98	26	6	Michigan	Pembroke Pines, Fla.	UFA (Sea.) - '24
84	Camp, Jalen	WR	6-2	220	7/10/98	26	1	Georgia Tech	Cumming, Ga.	FA - '24
24	Chubb, Nick	RB	5-11	227	12/27/95	28	7	Georgia	Cedartown, Ga.	D2b - '18
67	Cohen, Javion	G	6-4	322	8/8/02	21	R	Miami (Fla.)	Phenix City, Ala.	FA - '24
78	Conklin, Jack	T	6-6	308	8/17/94	29	9	Michigan State	Plainwell, Mich.	UFA (Ten.) - '20
2	Cooper, Amari	WR	6-1	211	6/17/94	30	10	Alabama	Miami, Fla.	Tr. (Dal.) - '22
16	Darden, Jaelon	WR	5-8	175	1/14/99	25	3	North Texas	Houston, Texas	FA - '24
50	Davis, Wyatt	G	6-4	315	2/17/99	25	4	Ohio State	Bellflower, Calif.	FA - '24
9	Delpit, Grant	S	6-3	208	9/20/98	25	5	Louisiana State	Houston, Texas	D2 - '20
43	Diabate, Mohamoud	LB	6-4	225	5/18/01	23	2	Utah	Auburn, Ala.	FA - '23
68	Dunn, Michael	G	6-5	315	8/28/94	29	5	Maryland	Bethesda, Md.	FA - '23
41	Edmonds, Christopher	S	6-2	210	7/16/01	23	R	Arizona State	Phenix City, Ala.	FA - '24
23	Emerson Jr., Martin	CB	6-2	201	9/27/00	23	3	Mississippi State	Pensacola, Fla.	D3a - '22
42	Fields II, Tony	LB	6-0	222	6/18/99	25	4	West Virginia	Las Vegas, Nev.	D5a - '21
34	Ford, Jerome	RB	5-10	210	9/12/99	24	3	Cincinnati	Tampa, Fla.	D5 - '22
27	Foreman, D'Onta	RB	6-0	235	4/24/96	28	8	Texas	Texas City, Texas	UFA (Chi.) - '24
49	Gales, Dyrshawn	CB	5-10	188	7/5/00	24	R	South Dakota State	North Chicago, Ill.	FA - '24
95	Garrett, Myles	DE	6-4	272	12/29/95	28	8	Texas A&M	Arlington, Texas	D1a - '17
31	Gray, Vincent	S	6-2	190	12/28/99	24	1	Michigan	Rochester, Mich.	FA - '24
25	Hailassie, Kahlef	CB	6-1	195	11/9/00	23	2	Western Kentucky	Elk Grove, Calif.	W. (K.C.) - '23
51	Hall, Jr., Mike	DT	6-3	300	6/13/03	21	R	Ohio State	Streetsboro, Ohio	D2 - '24
28	Hardee Sr., Justin	CB	6-1	200	2/7/94	30	8	Illinois	Cleveland, Ohio	UFA (NYJ) - '24
26	Harden, Myles	CB	5-11	195	12/13/01	22	R	South Dakota	Miami Gardens, Fla.	D7a - '24
93	Harris, Shelby	DT	6-2	288	8/11/91	32	11	Illinois State	Milwaukee, Wis.	FA - '23
33	Hickman, Ronnie	S	6-1	209	10/11/01	22	2	Ohio State	South Orange, N.J.	FA - '23
58	Hicks, Jordan	LB	6-1	235	6/27/92	32	10	Texas	Colorado Springs, Colo.	UFA (Min.) - '24
22	Hines, Nyheim	RB	5-9	196	11/12/96	27	6	North Carolina State	Garner, N.C.	FA - '24
7	Hopkins, Dustin	K	6-2	210	10/1/90	33	11	Florida State	Austin, Texas	Tr. (LAC) - '23
66	Hudson III, James	T	6-5	313	5/13/99	25	4	Cincinnati	Toledo, Ohio	D4a - '21
47	Hughlett, Charley	LS	6-4	248	5/16/90	34	10	Central Florida	Tampa, Fla.	FA - '14
10	Huntley, Tyler	QB	6-1	205	2/3/98	26	5	Utah	Hallandale Beach, Fla.	UFA (Bal.) - '24
90	Hurst II, Maurice	DT	6-2	290	5/9/95	29	6	Michigan	Canton, Mass.	FA - '23
65	Ifeidi, Germain	T	6-5	325	6/2/94	30	9	Texas A&M	Houston, Texas	FA - '24
62	Ika, Siaki	DT	6-3	335	11/8/00	23	2	Baylor	Salt Lake City, Utah	D3b - '23
72	Jefferson, Quinton	DT	6-4	290	3/31/93	31	9	Maryland	Pittsburgh, Pa.	UFA (NYJ) - '24
3	Jeuji, Jerry	WR	6-1	195	4/24/99	25	5	Alabama	Deerfield Beach, Fla.	Tr. (Den.) - '24
48	Johnson, Caleb	LB	6-1	235	7/14/98	26	1	Miami (Fla.)	Murrieta, Calif.	FA - '24
79	Jones, Dawand	T	6-8	374	8/6/01	22	2	Ohio State	Indianapolis, Ind.	D4a - '23
92	Kamara, Sam	DE	6-0	272	12/21/97	26	2	Stony Brook	Carteret, N.J.	FA - '23
41	Kelly Jr., John	RB	5-10	208	10/4/96	27	3	Tennessee	Detroit, Mich.	FA - '24
89	Landers, Matt	WR	6-4	200	6/16/99	25	1	Arkansas	St. Petersburg, Fla.	FA - '24
61	Mbaeteka, Roy	T	6-8	330	2/13/00	24	1	No College	Benin City, Nigeria	FA - '24
57	McGuire, Isaiah	DE	6-4	268	7/27/01	23	2	Missouri	Tulsa, Okla.	D4b - '23
12	McLeod, Rodney	S	5-10	185	6/23/90	34	13	Virginia	Hyattsville, Md.	FA - '23
29	Mitchell, Cameron	CB	5-11	191	9/8/01	22	2	Northwestern	Bolingbrook, Ill.	D5b - '23
83	Mitchell-Paden, Zaire	TE	6-5	257	8/20/99	24	1	Florida Atlantic	Rockville, Md.	FA - '24
8	Moore, Elijah	WR	5-10	180	3/27/00	24	4	Mississippi	Fort Lauderdale, Fla.	Tr. (NYJ) - '23
0	Newsome II, Greg	CB	6-0	192	5/18/00	24	4	Northwestern	Chicago, Ill.	D1 - '21
85	Njoku, David	TE	6-4	246	7/10/96	28	8	Miami (Fla.)	Cedar Grove, N.J.	D1c - '17
54	Okoronkwo, Ogbo	DE	6-2	250	4/24/95	29	7	Oklahoma	Gainesville, Fla.	UFA (Hou.) - '23
6	Owusu-Koramoah, Jeremiah	LB	6-2	221	11/4/99	24	4	Notre Dame	Hampton, Va.	D2 - '21
55	Pocic, Ethan	C	6-6	320	8/5/95	28	8	Louisiana State	Lemont, Ill.	UFA (Sea.) - '22
11	Proche II, James	WR	5-11	193	9/20/96	27	5	SMU	Dallas, Texas	FA - '23
59	Reid, Winston	LB	6-0	225	8/3/99	24	R	Weber State	St. George, Utah	FA - '24
44	Ricci, Giovanni	FB	6-3	240	10/16/96	27	4	Western Michigan	Loveland, Ohio	FA - '24
49	Robbins, Aidan	RB	6-2	237	12/22/00	23	R	Brigham Young	Louisville, Ky.	FA - '24
99	Smith, Za'Darius	DE	6-4	270	9/8/92	31	10	Kentucky	Montgomery, Ala.	Tr. (Min.) - '23
20	Strong Jr., Pierre	RB	5-11	215	12/10/98	25	3	South Dakota State	Little Rock, Ark.	Tr. (N.E.) - '23
77	Teller, Wyatt	G	6-4	315	11/21/94	29	7	Virginia Tech	Beaeton, Va.	Tr. (Buf.) - '19
35	Thomas III, Charlie	LB	6-3	216	1/31/00	24	1	Georgia Tech	Thomasville, Ga.	FA - '24
96	Thomas, Isaiah	DE	6-5	266	12/3/98	25	2	Oklahoma	Tulsa, Okla.	D7a - '22
69	Thompson, Lorenzo	T	6-6	305	6/21/00	24	R	Rhode Island	Syracuse, N.Y.	FA - '24
17	Thompson-Robinson, Dorian	QB	6-2	203	11/14/99	24	2	UCLA	Las Vegas, Nev.	D5a - '23
1	Thornhill, Juan	S	6-0	205	10/19/95	28	6	Virginia	Altavista, Va.	UFA (K.C.) - '23
80	Thrash, Jamari	WR	6-0	190	12/19/00	23	R	Louisville	LaGrange, Ga.	D5 - '24
19	Tillman, Cedric	WR	6-3	215	4/19/00	24	2	Tennessee	Las Vegas, Nev.	D3a - '23
94	Tomlinson, Dalvin	DT	6-3	325	2/18/94	30	8	Alabama	McDonough, Ga.	UFA (Min.) - '23
21	Ward, Denzel	CB	5-11	190	4/28/97	27	7	Ohio State	Macedonia, Ohio	D1b - '18
4	Watson, Deshaun	QB	6-3	223	9/14/95	28	8	Clemson	Gainesville, Ga.	Tr. (Hou.) - '22
40	Watson, Nathaniel	LB	6-0	233	9/1/00	23	R	Mississippi State	Maplesville, Ala.	D6 - '24
82	Welch, Treyton	TE	6-4	240	1/10/01	23	R	Wyoming	Buffalo, Minn.	FA - '24
98	Williams, Chris	DT	6-3	302	6/16/98	26	3	Wagner	Brooklyn, N.Y.	FA - '24
71	Wills Jr., Jedrick	T	6-4	307	5/17/99	25	5	Alabama	Lexington, Ky.	D1 - '20
5	Winston, Jameis	QB	6-4	230	1/6/94	30	10	Florida State	Bessemer, Ala.	FA - '24
81	Woods II, Michael	WR	6-1	204	3/19/00	24	3	Oklahoma	Magalia, Texas	D6 - '22
91	Wright, Alex	DE	6-5	267	9/5/00	23	3	UAB	Elba, Ala.	D3b - '22
56	Wyppler, Luke	C	6-3	303	5/3/01	23	2	Ohio State	Montvale, N.J.	D6 - '23
36	York, Cade	K	6-1	206	1/27/01	23	2	Louisiana State	McKinney, Texas	D4b - '22
70	Zinter, Zak	G	6-6	310	4/17/01	23	R	Michigan	North Andover, Mass.	D3 - '24

*AS OF JULY 23, 2024

2024 CLEVELAND BROWNS NUMERICAL ROSTER

COMMUNITY

STAFF

PLAYERS

2023 SEASON

HISTORY

RECORDS

GAME DAY

NO	NAME	POS	HT	WT	DOB	AGE	EXP	COLLEGE	HOMETOWN	HOW ACQ
0	Greg Newsome II	CB	6-0	192	5/18/00	22	4	Northwestern	Chicago, Ill.	D1 - '21
1	Juan Thornhill	S	6-0	205	10/19/95	28	6	Virginia	Altavista, Va.	UFA (K.C.) - '23
2	Amari Cooper	WR	6-1	211	6/17/94	28	10	Alabama	Miami, Fla.	Tr. (Dal.) - '22
3	Jerry Jeudy	WR	6-1	195	4/24/99	25	5	Alabama	Deerfield Beach, Fla.	Tr. (Den.) - '24
4	Deshaun Watson	QB	6-3	223	9/14/95	27	8	Clemson	Gainesville, Ga.	Tr. (Hou.) - '22
5	Jameis Winston	QB	6-4	230	1/6/94	30	10	Florida State	Bessemer, Ala.	FA - '24
6	Jeremiah Owusu-Koramoah	LB	6-2	221	11/4/99	23	4	Notre Dame	Hampton, Va.	D2 - '21
7	Dustin Hopkins	K	6-2	210	10/1/90	33	11	Florida State	Austin, Texas	Tr. (LAC) - '23
8	Elijah Moore	WR	5-10	180	3/27/00	24	4	Mississippi	Fort Lauderdale, Fla.	Tr. (NYJ) - '23
9	Grant Delpit	S	6-3	208	9/20/98	24	5	Louisiana State	Houston, Texas	D2 - '20
10	Tyler Huntley	QB	6-1	205	2/3/98	26	5	Utah	Hallandale Beach, Fla.	UFA (Bal.) - '24
11	James Proche II	WR	5-11	193	9/20/96	27	5	SMU	Dallas, Texas	FA - '23
12	Rodney McLeod	S	5-10	185	6/23/90	34	13	Virginia	Hyattsville, Md.	FA - '23
13	Corey Bojorquez	P	6-0	217	9/13/96	26	7	New Mexico	Bellflower, Calif.	UFA (G.B.) - '22
16	Jaelon Darden	WR	5-8	175	1/14/99	25	3	North Texas	Houston, Texas	FA - '24
17	Dorian Thompson-Robinson	QB	6-2	203	11/14/99	24	2	UCLA	Las Vegas, Nev.	D5a - '23
18	David Bell	WR	6-1	212	12/14/00	22	3	Missouri	Indianapolis, Ind.	D3c - '22
19	Cedric Tillman	WR	6-3	215	4/19/00	24	2	Tennessee	Las Vegas, Nev.	D3a - '23
20	Pierre Strong Jr.	RB	5-11	215	12/10/98	25	3	South Dakota State	Little Rock, Ark.	Tr. (N.E.) - '23
21	Denzel Ward	CB	5-11	190	4/28/97	25	7	Ohio State	Macedonia, Ohio	D1b - '18
22	Nyheim Hines	RB	5-9	196	11/12/96	27	6	North Carolina State	Garner, N.C.	FA - '24
23	Martin Emerson Jr.	CB	6-2	201	9/27/00	22	3	Mississippi State	Pensacola, Fla.	D3a - '22
24	Nick Chubb	RB	5-11	227	12/27/95	27	7	Georgia	Cedartown, Ga.	D2b - '18
25	Kahlel Hailassie	CB	6-1	195	11/9/00	23	2	Texas	Elk Grove, Calif.	W. (K.C.) - '23
26	Myles Harden	CB	5-11	195	12/13/01	22	R	South Dakota	Miami Gardens, Fla.	D7a - '24
27	D'Onta Foreman	RB	6-0	235	4/24/96	28	8	Texas	Texas City, Texas	UFA (Chi.) - '24
28	Justin Hardee Sr.	CB	6-1	200	2/7/94	30	8	Illinois	Cleveland, Ohio	UFA (NYJ) - '24
29	Cameron Mitchell	CB	5-11	191	9/8/01	22	2	Northwestern	Bolingbrook, Ill.	D5b - '23
30	Devin Bush	LB	5-11	235	7/18/98	26	6	Michigan	Pembroke Pines, Fla.	UFA (Sea.) - '24
31	Vincent Gray	S	6-2	190	12/28/99	24	1	Michigan	Rochester, Mich.	FA - '24
33	Ronnie Hickman	S	6-1	209	10/11/01	22	2	Ohio State	South Orange, N.J.	FA - '24
34	Jerome Ford	RB	5-10	210	9/12/99	23	3	Cincinnati	Tampa, Fla.	D5 - '22
35	Charlie Thomas III	LB	6-3	216	1/31/00	24	1	Georgia Tech	Thomasville, Ga.	FA - '24
36	Cade York	K	6-1	206	1/27/01	23	2	Louisiana State	McKinney, Texas	D4b - '22
37	D'Anthony Bell	S	6-1	211	10/17/96	26	3	West Florida	Covington, Ga.	FA - '22
38	Tony Brown II	CB	6-0	200	7/13/95	29	7	Alabama	Beaumont, Texas	FA - '24
39	Brady Breeze	S	6-0	205	10/9/97	26	2	Oregon	Lake Oswego, Ore.	FA - '24
40	Nathaniel Watson	LB	6-0	233	9/1/00	23	R	Mississippi State	Maplesville, Ala.	D6 - '24
41	Christopher Edmonds	S	6-2	210	7/16/01	23	R	Arizona State	Phenix City, Ala.	FA - '24
41	John Kelly Jr.	RB	5-10	208	10/4/96	27	3	Tennessee	Detroit, Mich.	FA - '24
42	Tony Fields II	LB	6-0	222	6/18/99	23	4	West Virginia	Las Vegas, Nev.	D5a - '21
43	Mohamoud Diabate	LB	6-4	225	5/18/01	23	2	Utah	Auburn, Ala.	FA - '23
44	Giovanni Ricci	FB	6-3	240	10/16/96	27	4	Western Michigan	Loveland, Ohio	FA - '24
47	Charley Hughlett	LS	6-4	248	5/16/90	32	10	Central Florida	Tampa, Fla.	FA - '14
48	Caleb Johnson	LB	6-1	235	7/14/98	26	1	Miami (Fla.)	Murrieta, Calif.	FA - '24
49	Dyshawn Gales	CB	5-10	188	7/5/00	24	R	South Dakota State	North Chicago, Ill.	FA - '24
49	Aidan Robbins	RB	6-2	237	12/22/00	23	R	Brigham Young	Louisville, Ky.	FA - '24
50	Wyatt Davis	G	6-4	315	2/17/99	25	4	Ohio State	Bellflower, Calif.	FA - '24
51	Mike Hall Jr.	DT	6-3	300	6/13/03	21	R	Ohio State	Streetsboro, Ohio	D2 - '24
52	Brian Allen	C	6-2	303	10/11/95	28	7	Michigan State	Hinsdale, Ill.	FA - '24
53	Jowon Briggs	DT	6-1	313	9/1/01	22	R	Cincinnati	Cincinnati, Ohio	D7b - '24
54	Ogbo Okoronkwo	DE	6-2	250	4/24/95	29	7	Oklahoma	Gainesville, Fla.	UFA (Hou.) - '23
55	Ethan Pocic	C	6-6	320	8/5/95	27	8	Louisiana State	Lemont, Ill.	UFA (Sea.) - '22
56	Luke Wyppler	C	6-3	303	5/3/01	23	2	Ohio State	Montvale, N.J.	D6 - '23
57	Isaiah McGuire	DE	6-4	268	7/27/01	23	2	Missouri	Tulsa, Okla.	D4b - '23
58	Jordan Hicks	LB	6-1	235	6/27/92	32	10	Texas	Colorado Springs, Colo.	UFA (Min.) - '24
59	Winston Reid	LB	6-0	225	8/3/99	24	R	Weber State	St. George, Utah	FA - '24
61	Roy Mbaeteka	T	6-8	330	2/13/00	24	1	No College	Benin City, Nigeria	FA - '24
62	Siaki Ika	DT	6-3	335	11/8/00	23	2	Baylor	Salt Lake City, Utah	D3b - '23
65	Germain Ifedi	T	6-5	325	6/2/94	30	9	Texas A&M	Houston, Texas	FA - '24
66	James Hudson III	T	6-5	313	5/13/99	23	4	Cincinnati	Toledo, Ohio	D4a - '21
67	Javion Cohen	G	6-4	322	8/8/02	21	R	Miami (Fla.)	Phenix City, Ala.	FA - '24
68	Michael Dunn	G	6-5	315	8/28/94	29	5	Maryland	Bethesda, Md.	FA - '23
69	Lorenzo Thompson	T	6-6	305	6/21/00	24	R	Rhode Island	Syracuse, N.Y.	FA - '24
70	Zak Zinter	G	6-6	310	4/17/01	23	R	Michigan	North Andover, Mass.	D3 - '24
71	Jedrick Wills Jr.	T	6-4	307	5/17/99	23	5	Alabama	Lexington, Ky.	D1 - '20
72	Quinton Jefferson	DT	6-4	290	3/31/93	31	9	Maryland	Pittsburgh, Pa.	UFA (NYJ) - '24
74	Hakeem Adeniji	T	6-4	315	12/8/97	26	5	Kansas	Garland, Texas	UFA (Min.) - '24
75	Joel Bitonio	G	6-4	320	10/11/91	31	11	Nevada	Long Beach, Calif.	D2 - '14
77	Wyatt Teller	G	6-4	315	11/21/94	28	7	Virginia Tech	Bealeton, Va.	Tr. (Buf.) - '19
78	Jack Conklin	T	6-6	308	8/17/94	28	9	Michigan State	Plainwell, Mich.	UFA (Ten.) - '20
79	Dawand Jones	T	6-8	374	8/6/01	22	2	Ohio State	Indianapolis, Ind.	D4a - '23
80	Jamari Thrash	WR	6-0	190	12/19/00	23	R	Louisville	LaGrange, Ga.	D5 - '24
81	Michael Woods II	WR	6-1	204	3/19/00	22	3	Oklahoma	Magnolia, Texas	D6 - '22
82	Treyton Welch	TE	6-4	240	1/10/01	23	R	Wyoming	Buffalo, Minn.	FA - '24
83	Zaire Mitchell-Paden	TE	6-5	257	8/20/99	24	1	Florida Atlantic	Rockville, Md.	FA - '24
84	Jalen Camp	WR	6-2	220	7/10/98	26	1	Georgia Tech	Cumming, Ga.	FA - '24
85	David Njoku	TE	6-4	246	7/10/96	26	8	Miami (Fla.)	Cedar Grove, N.J.	D1c - '17
87	Ahmarean Brown	WR	5-8	170	12/19/00	23	R	South Carolina	Tampa, Fla.	FA - '24
88	Jordan Akins	TE	6-4	245	4/19/92	32	7	Central Florida	Locust Grove, Ga.	UFA (Hou.) - '23
89	Matt Landers	WR	6-4	200	6/16/99	25	1	Arkansas	St. Petersburg, Fla.	FA - '24
90	Maurice Hurst II	DT	6-2	290	5/9/95	29	6	Michigan	Canton, Mass.	FA - '23
91	Alex Wright	DE	6-5	267	9/5/00	22	3	UAB	Elba, Ala.	D3b - '22
92	Sam Kamara	DE	6-0	272	12/21/97	26	2	Stony Brook	Carteret, N.J.	FA - '23
93	Shelby Harris	DT	6-2	288	8/11/91	32	11	Illinois State	Milwaukee, Wis.	FA - '23
94	Dalvin Tomlinson	DT	6-3	325	2/18/94	30	8	Alabama	McDonough, Ga.	UFA (Min.) - '23
95	Myles Garrett	DE	6-4	272	12/29/95	27	8	Texas A&M	Arlington, Texas	D1a - '17
96	Isaiah Thomas	DE	6-5	266	12/3/98	25	2	Oklahoma	Tulsa, Okla.	D7a - '22
98	Chris Williams	DT	6-3	302	6/16/98	26	3	Wagner	Brooklyn, N.Y.	FA - '24
99	Za'Darius Smith	DE	6-4	270	9/8/92	31	10	Kentucky	Montgomery, Ala.	Tr. (Min.) - '23

*AS OF JULY 23, 2024



74 | HAKEEM ADENIJI



POSITION TACKLE | HEIGHT 6-4 | WEIGHT 315 | SCHOOL KANSAS
 BORN 12/8/1997 | ACQUIRED UFA (MIN.) - '24 | EXPERIENCE 5TH

CAREER TRANSACTIONS

Originally drafted by the Cincinnati Bengals in the sixth round of the 2020 NFL Draft...Waived by the Bengals on Aug. 29, 2023...Signed to the Minnesota Vikings' practice squad on Aug. 31, 2023...Signed to the Vikings' active roster on Oct. 5, 2023...Signed as an unrestricted free agent by the Cleveland Browns on March 13, 2024.

KEY NOTES

- Began the 2023 season on the Vikings' practice squad before being signed to the active roster, appearing in four games.
- In 2022, appeared in 15 regular-season games with one start at RT and all three postseason contests at RT. Part of an offensive line that aided the Bengals' run game to record 172 rushing yards on 34 carries (5.1 average) in the Divisional Playoff at Buffalo.
- Played and started final nine regular season games at RG in 2021, helping the Bengals to a berth in Super Bowl LVI.
- Part of an offensive line that helped QB Joe Burrow set team records for passer rating (108.3) and passing yards (4,611), while also paving the way for HB Joe Mixon's 1,205 rushing yards and 16 total TDs in 2021.
- Appeared in 15 games with five starts as a rookie in 2020, making three starts at LT, one at RT and one as a TE.

PERSONAL

- First name is pronounced "hah-KEEM" and last name is pronounced "uh-DENN-ih-gee."
- Native of Garland, Texas and attended Garland High School where he played football, basketball and track and field (shot put and discus).
- Graduated from the University of Kansas in 2019 with a degree in management and leadership.
- His mother, Joke, was a television anchor in Nigeria before the family moved to the Dallas area.
- Enjoys cooking and coming up with his own recipes.

ADENIJI'S CAREER STATISTICS

Year	Team	GP	GS
2020	Cin	15	5
2021	Cin	9	9
2022	Cin	15	1
2023	Min	4	0
NFL totals		43	15

PLAYOFFS			
Year	Team	GP	GS
2021	Cin	4	4
2022	Cin	3	3
NFL totals		7	7

CAREER MILESTONES: NFL debut: at Cle. (9/17/20). First NFL start: at Phi. (9/27/20).



88 | JORDAN AKINS



POSITION TIGHT END | HEIGHT 6-4 | WEIGHT 245 | SCHOOL CENTRAL FLORIDA
 BORN 4/19/1992 | ACQUIRED UFA (HOU.) - '23 | EXPERIENCE 7TH

CAREER TRANSACTIONS

Selected by the Houston Texans in the third round (98th overall) of the 2018 NFL Draft...Signed by the New York Giants as an unrestricted free agent on April 22, 2022...Waived by the Giants on Aug. 24, 2022...Signed to the Texans' practice squad on Aug. 31, 2022...Elevated from the Texans' practice squad to the active roster on Sept. 24, 2022...Elevated from the Texans' practice squad to the active roster on Oct. 1, 2022...Signed to the Texans' active roster on Oct. 12, 2022...Signed by the Cleveland Browns as an unrestricted free agent on March 18, 2023.

KEY NOTES

- Appeared in all 17 games with four starts for the Browns in 2023, recording 15 receptions for 132 yards.
- Led all NFL tight ends with an average of 13.4 yards per reception in 2022.
- Set a career-high with five receiving touchdowns in 2022.
- Played in 90 career games, recording 166 receptions, 1,887 receiving yards and eight touchdown receptions.
- Played four seasons (2014-17) at the University of Central Florida, amassing 1,149 yards receiving and eight touchdowns in 41 career games played.

PERSONAL

- Native of Atlanta, Ga., and attended Union Grove High School.
- Prior to attending the University of Central Florida, was selected in the third round of the 2010 Major League Baseball Draft by the Texas Rangers. Hit .218 as an outfielder in four seasons in the Texas farm system, including a .283 mark in 2011 and hit 24 home runs and recorded 42 stolen bases in 321 minor league games played.

BEYOND FOOTBALL

- Supported the American Cancer Society for Breast Cancer Awareness for the NFL's My Cause, My Cleats campaign in 2023.

AKINS' CAREER STATISTICS

Year	Team	GP	GS	RECEIVING					RUSHING				
				No	Yds	Avg	LG	TD	Att	Yds	Avg	Lg	TD
2018	Hou	16	6	17	225	13.2	28	0	0	0	-	-	0
2019	Hou	16	9	36	418	11.6	53t	2	0	0	-	-	0
2020	Hou	13	5	37	403	10.9	26	1	1	4	4	4	0
2021	Hou	13	3	24	214	8.9	31	0	1	3	3	3	0
2022	Hou	15	3	37	495	13.4	46	5	0	0	-	-	0
2023	Cle	17	4	15	132	8.8	28	0	0	0	-	-	0
NFL totals		90	30	166	1,887	11.4	53t	8	2	7	3.5	4	0

PLAYOFFS

Year	Team	GP	GS	RECEIVING					RUSHING				
				No	Yds	Avg	LG	TD	Att	Yds	Avg	Lg	TD
2018	Hou	1	0	2	8	4.0	7	0	0	0	-	-	0
2019	Hou	0	0	0	0	-	-	0	0	0	-	-	0
2023	Cle	1	0	0	0	-	-	0	0	0	-	-	0
NFL totals		2	0	2	8	4.0	7	0	0	0	-	-	0

ADDITIONAL STATISTICS: 100-yard receiving games - None. Multiple-TD games - 2, last: 2 at Ind., 1/8/23. Special teams tackles - None. Misc. tackles - None. FUMBLES - 3 (3 lost).

CAREER MILESTONES: RECEIVING: Receptions - 5, three; last vs. Mia., 11/27/22. Yards - 83, vs. NE, 11/22/20. TDs - 2, twice; at LAC, 9/22/19, at Ind., 1/8/23. Long - 53, at LAC, 9/22/19. NFL debut: at NO, 9/9/19. First NFL start: vs. Car., 9/29/19. First NFL reception: at NO, 9/19/19 (12 yards, D. Watson). First NFL TD: at LAC, 9/22/19 (15 yards, D. Watson).

AKINS' GAME-BY-GAME STATISTICS

2023, CLEVELAND

Date	Opp	GP	GS	No	Yds	Avg	Lg	TD
9/10	Cin-W	1		1	12	12.0	12	0
9/18	at Pit-L	1	TE	1	2	2.0	2	0
9/24	Ten-W	1		0	0	-	-	0
10/1	Bal-L	1		1	6	6.0	6	0
10/15	SF-W	1		0	0	-	-	0
10/22	at Ind-W	1	TE	0	0	-	-	0
10/29	at Sea-L	1		1	6	6.0	6	0
11/5	Ar-W	1		1	11	11.0	11	0
11/12	at Bal-W	1	TE	1	8	8.0	8	0
11/19	Pit-W	1		0	0	-	-	0
11/26	at Den-L	1		0	0	-	-	0
12/3	at LAR-L	1	TE	1	6	6.0	6	0
12/10	Jax-W	1		1	3	3.0	3	0
12/17	Chi-W	1		1	8	8.0	8	0
12/24	at Hou-W	1		2	18	9.0	13	0
12/28	NYJ-W	1		1	28	28.0	28	0
1/7	at Cin-L	1		3	24	8.0	14	0
2023 totals		17	4	15	132	8.8	28	0
1/13	at Hou-L1	1		0	0	-	-	0

1-AFC Wild Card Round

2022, HOUSTON

Date	Opp	GP	GS	No	Yds	Avg	Lg	TD
9/11	Ind-T			***practice squad***				
9/18	at Den-L			***practice squad***				
9/25	at Chi-L	1		3	31	10.3	25	1
10/2	LAC-L	1		2	33	16.5	30	0
10/9	at Jax-L	1		2	22	11	11	0
10/23	at LV-L	1		3	68	22.7	39	0
10/30	Ten-L	1		1	5	5	5	0
11/3	Phi-L	1		0	0	-	-	0
11/13	at NYG-L	1		3	72	24	46	0
11/20	Was-L	1	TE	2	8	4	8	0
11/27	at Mia-L	1		5	61	12.2	25	1
12/4	Cle-L	1	TE	3	21	7	11	0
12/11	at Del-L	1		1	5	5	5	0
12/18	KC-L	1		3	22	7.3	12	1
12/24	at Ten-W	1	TE	3	39	13	30	0
1/1	Jax-L	1		2	38	19	29	0
1/8	at Ind-W	1		4	70	17.5	28	2
2022 totals		15	3	37	495	13.4	46	5

2021, HOUSTON

Date	Opp	GP	GS	No	Yds	Avg	Lg	TD
9/12	Jax-W	1		0	0	-	-	0
9/19	at Cle-L	1	TE	1	17	17	17	0
9/23	Car-L	1		4	32	8	12	0
10/3	at Buf-L	1		1	4	4	4	0
10/10	NE-L	1		2	17	8.5	9	0
10/17	at Ind-L	1		4	41	10.3	13	0
10/24	at Ar-L	1		2	13	6.5	8	0
10/31	LAR-L	1	TE	5	53	10.6	31	0
11/7	at Mia-L	1	TE	2	7	3.5	4	0
11/21	at Ten-W			***inactive***				
11/28	NYJ-L			***inactive***				
12/5	Ind-L			***inactive***				
12/12	Sea-L	1		1	6	6	6	0
12/19	at Jax-W	1		2	24	12	18	0
12/26	LAC-W	1		0	0	-	-	0
1/2	at SF-L	1		0	0	-	-	0
1/9	Ten-L			***inactive***				
2021 totals		13	3	24	214	8.9	31	0

AKINS CONTINUED

2020, HOUSTON

Date	Opp	GP	GS	No	Yds	Avg	Lg	TD
8/10	at KC-L	1	TE	2	39	19.5	20	1
9/20	Ba-L	1	TE	7	55	7.9	12	0
9/27	at Pit-L	1	TE	2	28	14	20	0
10/4	Min-L							
10/11	Jax-W							
10/18	at Ten-L							
10/25	GB-L							
11/4	Min-L	1		3	46	15.3	26	0
11/8	at Jax-W	1		2	19	9.5	10	0
11/15	at Cle-L	1		1	5	5	5	0
11/22	NE-W	1		5	83	16.6	25	0
11/26	at Det-W	1	TE	0	0	-	-	0
12/6	Ind-L	1		2	10	5	9	0
12/13	at Chi-L	1	TE	3	20	6.7	8	0
12/20	at Ind-L	1	TE	5	50	10	20	0
12/27	Cin-L	1		4	39	9.8	15	0
1/3	Ten-L	1		1	9	9	9	0
2020 totals		13	5	37	403	10.9	26	1

2019, HOUSTON

Date	Opp	GP	GS	No	Yds	Avg	Lg	TD
9/9	at NO-L	1		1	17	17	17	0
9/15	Jax-W	1		2	25	12.5	16	0
9/22	at LAC-W	1		3	73	24.3	53t	2
9/29	Car-L	1	TE	3	21	7	10	0
10/6	Atl-W	1		1	21	21	21	0
10/13	at KC-W	1	TE	3	39	13	23	0
10/20	at Ind-L	1	TE	2	17	8.5	11	0
10/27	Oak-W	1	TE	2	11	5.5	7	0
11/3	at Jax-W	1		3	24	8	12	0
11/17	at Ba-L	1	TE	1	15	15	15	0
11/21	Ind-W	1	TE	3	26	8.7	13	0
12/1	NE-W	1		1	19	19	19	0
12/8	Den-L	1	TE	4	49	12.3	15	0
12/15	at Ten-W	1	TE	2	7	3.5	5	0
12/21	at TB-W	1		0	0	-	-	0
12/29	Ten-L	1	TE	5	54	10.8	20	0
2019 totals		16	9	36	418	11.6	53t	2

1- AFC Wild Card Round

2- AFC Divisional Round

2018, HOUSTON

Date	Opp	GP	GS	No	Yds	Avg	Lg	TD
9/9	NE-L	1		2	11	5.5	8	0
9/16	at Ten-L	1		2	21	10.5	13	0
9/23	NYG-L	1		1	18	18	18	0
9/30	at Ind-W	1		2	24	12	14	0
10/7	Da-W	1		1	9	9	9	0
10/14	Buf-W	1		1	6	6	6	0
10/21	at Jax-W	1	TE	0	0	-	-	0
10/25	Mia-W	1	TE	0	0	-	-	0
11/4	at Den-W	1	TE	0	0	-	-	0
11/18	at Was-W	1		2	42	21	28	0
11/26	Ten-W	1		1	8	8	8	0
12/2	Cle-W	1		1	13	13	13	0
12/9	Ind-L	1		2	40	20	27	0
12/15	at NVJ	1	TE	0	0	-	-	0
12/23	at Phi-L	1	TE	2	33	16.5	22	0
12/30	Jax-W	1	TE	0	0	-	-	0
2018 totals		17	6	19	233	12.3	28	0
1/5	Ind-L1	1		2	8	4	7	0


1- AFC Wild Card Round

CLEVELAND BROWNS PRONUNCIATION GUIDE

Hakeem <u>Adeniji</u>	hah-KEEM uh-DENN-ih-gee
Jordan <u>Akins</u>	AIK-ins
Joel <u>Bitonio</u>	buh-TONE-ee-oh
Ahmarean <u>Brown</u>	ah-MAR-e-un
Corey <u>Bojorquez</u>	boh-HOR-kez
Javion <u>Cohen</u>	JAY-viy-ahn
Mohamoud <u>Diabate</u>	mah-MOOD dee-ah-BAH-tay
D'onta <u>Foreman</u>	dee-ON-tay
Kahlef <u>Hailassie</u>	kuh-LEEF huh-LAW-see
Nyheim <u>Hines</u>	nah-HEEM
Charley <u>Hughlett</u>	HEW-lit
Germain <u>Ifedi</u>	jer-MANE iff-FED-ee
Siaki <u>Ika</u>	see-AH-key EE-kuh
Jerry <u>Judy</u>	JUDY
Rodney <u>McLeod</u>	muh-CLOUD
Roy <u>Mbaeteka</u>	mm-BET-ik-UH
Zaire <u>Mitchell-Paden</u>	zigh-AIR MITCH-uhl PAY-den
David <u>Njoku</u>	nuh-JOE-koo
Ogbo <u>Okoronkwo</u>	OH-bow oh-kor-RON-kwoo
Jeremiah <u>Dwusu-Koramoah</u>	oh-WOO-sue COR-ah-MO-uh
Ethan <u>Pocic</u>	POE-sick
James <u>Proche</u>	pro-SHAY
Za'Darius <u>Smith</u>	zuh-DARE-ee-us
Jamari <u>Thrash</u>	juh-MAR-ee
Luke <u>Wypler</u>	WHIP-ler



52 | BRIAN ALLEN



POSITION CENTER | HEIGHT 6-2 | WEIGHT 303 | SCHOOL MICHIGAN STATE
BORN 10/11/1995 | ACQUIRED FA-'24 | EXPERIENCE 7TH

CAREER TRANSACTIONS

Originally drafted by the Los Angeles Rams in the fourth round (111th overall) of the 2018 NFL Draft... Waived by the Rams on Feb. 21, 2024...Signed as a free agent by the Cleveland Browns on May 6, 2024.

KEY NOTES

- Appeared in 50 career games with 32 starts with the Los Angeles Rams (2018-23).
- Played in five games during the 2023 season for the Rams.
- Started in all seven games played during the 2022 regular season and recorded 363 offensive snaps, allowing only nine pressures.
- Started all 20 games at center during the 2021 season and helped the Rams capture Super Bowl LVI.

PERSONAL

- Native of Hinsdale, Ill. and attended Hinsdale Central High School. Also competed in wrestling and won the 2013 3A state wrestling championship at heavyweight.
- Majored in economics at Michigan State.



ALLEN'S CAREER STATISTICS

Year	Team	GP	GS
2018	LAR	13	0
2019	LAR	9	9
2021	LAR	16	16
2022	LAR	7	7
2023	LAR	5	0
NFL totals		50	32

PLAYOFFS			
Year	Team	GP	GS
2018	LAR	3	0
2021	LAR	4	4
NFL totals		7	4

CAREER MILESTONES: NFL debut: at Oak., 9/10/18. First NFL start: at Car., 9/8/19.



37 | D'ANTHONY BELL



POSITION SAFETY | HEIGHT 6-1 | WEIGHT 211 | SCHOOL WEST FLORIDA
BORN 10/17/1996 | ACQUIRED FA-'22 | EXPERIENCE 3RD

CAREER TRANSACTIONS

Originally signed by the Cleveland Browns as an undrafted free agent on May 13, 2022.

KEY NOTES

- Appeared in all 17 games with four starts for the Browns in 2023, recording 23 tackles, two interceptions and four passes defended. Finished tied for second on team with two interceptions.
- Played in 16 games with two starts during rookie campaign, totaling six tackles. Added eight special teams stops finishing second on team.
- First undrafted rookie free agent to make Browns' initial 53-man roster during Andrew Berry's and Kevin Stefanski's tenures.
- Transferred to West Florida in January 2019 after a season at Butler Community College. Prior to Butler Community College, spent a year at Albany State.
- Won a National Championship with West Florida in 2019. As a senior, recorded two interceptions and four pass breakups to go along with 54 tackles and two forced fumbles.

PERSONAL

- Native of Covington, Ga. and prepped at Alcovy High School.
- Became the first player from the University West Florida to make an NFL 53-man roster.
- Spent time at four different colleges (Albany State, Iowa Central Community College, Butler Community College and West Florida) and took a season off from football in 2017 to work in construction, because he was without a scholarship and couldn't afford tuition.

BELL'S CAREER STATISTICS

Year	Team	GP	GS	TACKLES				INTERCEPTIONS				FUMBLES					
				Tot	Solo	Asst	Sk	Yds	No	Yds	Lg	TD	PD	FF	FR	Yds	
2022	Cle	16	2	6	4	2	0.0	0.0	0	0	-	0	0	0	0	0	0
2023	Cle	17	4	23	21	2	0.0	0.0	2	8	6	0	4	1	0	0	0
NFL totals		33	6	29	25	4	0.0	0.0	2	8	6	0	4	1	0	0	0

Year	Team	GP	GS	TACKLES				INTERCEPTIONS				FUMBLES					
				Tot	Solo	Asst	Sk	Yds	No	Yds	Lg	TD	PD	FF	FR	Yds	
2023	Cle	1	1	3	2	1	0.0	0.0	0	0	-	0	0	0	0	0	0

ADDITIONAL STATISTICS: Career interceptions: Jake Browning (1), Justin Fields (1). Career sacks: None. Special teams tackles: 8 in 2022; 5 in 2023; NFL totals 13.

SINGLE-GAME HIGHS & MILESTONES: TACKLES - 5 at Cin., 1/7/23. Solo - 5 at Cin., 1/7/24, 12/10/23. INTERCEPTIONS: 1, at Cin., 1/7/24; vs. Chi., 12/17/23. Long - 6, vs. Chi., 12/17/23. TDs - N/A. FUMBLES: Forced - None. Recovered - None. Passes defended: 1, vs. Chi., 12/17/23. Sacks - None. NFL debut: at Car., 9/11/22. First NFL start: at Mia., 11/13/22.

BELL'S GAME-BY-GAME STATISTICS

2023, CLEVELAND																
Date	Opp	GP	GS	TACKLES				INTERCEPTIONS				FUMBLES				
				Tot	So	As	Sk	Yd	Int	Yd	Lg	TD	PD	FF	FR	
9/10	Cin-W	1	0	0	0	0	0.0	0.0	0	0	-	0	0	0	0	0
9/18	at Pit-L	1	0	0	0	0	0.0	0.0	0	0	-	0	0	0	0	0
9/24	Ten-W	1	0	0	0	0	0.0	0.0	0	0	-	0	0	0	0	0
10/1	Bal-L	1	0	0	0	0	0.0	0.0	0	0	-	0	0	0	0	0
10/15	SF-W	1	0	0	0	0	0.0	0.0	0	0	-	0	0	0	0	0
10/22	at Ind-W	1	0	0	0	0	0.0	0.0	0	0	-	0	0	0	0	0
10/29	at Sea-L	1	0	0	0	0	0.0	0.0	0	0	-	0	0	0	0	0
11/5	Ari-W	1	1	1	0	0	0.0	0.0	0	0	-	0	0	0	0	0
11/12	at Bal-W	1	0	0	0	0	0.0	0.0	0	0	-	0	0	0	0	0
11/19	Pit-W	1	0	0	0	0	0.0	0.0	0	0	-	0	0	0	0	0
11/26	at Den-L	1	0	0	0	0	0.0	0.0	0	0	-	0	0	0	0	0
12/3	at LAR-L	1	0	0	0	0	0.0	0.0	0	0	-	0	0	0	0	0
12/10	Jax-W	1	3	3	0	0	0.0	0.0	0	0	-	0	0	0	0	0
12/17	Chi-W	1	S	4	3	1	0.0	0.0	1	6	6	0	1	0	0	0
12/24	at Hou-W	1	S	5	5	0	0.0	0.0	0	0	-	0	2	1	0	0
12/28	NYJ-W	1	S	5	4	1	0.0	0.0	0	0	-	0	0	0	0	0
1/7	at Cin	1	S	5	5	0	0.0	0.0	1	2	2	0	1	0	0	0
2023 totals		17	4	23	21	2	0.0	0.0	2	8	6	0	4	1	0	0
1/13	at Hou-L1	1	S	3	2	1	0.0	0.0	0	0	-	0	0	0	0	0

2022, CLEVELAND																
Date	Opp	GP	GS	TACKLES				INTERCEPTIONS				FUMBLES				
				Tot	So	As	Sk	Yd	Int	Yd	Lg	TD	PD	FF	FR	
9/11	at Car-W	1	0	0	0	0	0.0	0.0	0	0	-	0	0	0	0	0
9/18	NYJ-L	1	0	0	0	0	0.0	0.0	0	0	-	0	0	0	0	0
9/22	Pit-W	1	0	0	0	0	0.0	0.0	0	0	-	0	0	0	0	0
10/2	at At-L	1	0	0	0	0	0.0	0.0	0	0	-	0	0	0	0	0
10/9	LAC-L	1	0	0	0	0	0.0	0.0	0	0	-	0	0	0	0	0
10/16	NE-L	1	0	0	0	0	0.0	0.0	0	0	-	0	0	0	0	0
10/23	at Bal-L	1	0	0	0	0	0.0	0.0	0	0	-	0	0	0	0	0
10/31	Cin-W	1	0	0	0	0	0.0	0.0	0	0	-	0	0	0	0	0
11/13	at Mia-L	1	SS	0	0	0	0.0	0.0	0	0	-	0	0	0	0	0
11/20	at Buf-L															
11/27	TB-W	1	0	0	0	0	0.0	0.0	0	0	-	0	0	0	0	0
12/4	at Hou-W	1	0	0	0	0	0.0	0.0	0	0	-	0	0	0	0	0
12/11	at Cin-L	1	0	0	0	0	0.0	0.0	0	0	-	0	0	0	0	0
12/18	Bal-W	1	0	0	0	0	0.0	0.0	0	0	-	0	0	0	0	0
12/24	NO-L	1	0	0	0	0	0.0	0.0	0	0	-	0	0	0	0	0
1/1	at Was-W	1	S	3	2	1	0.0	0.0	0	0	-	0	0	0	0	0
1/8	at Pit-L	1	3	2	1	0	0.0	0.0	0	0	-	0	0	0	0	0
2022 totals		16	2	6	4	2	0.0	0.0	0	0	-	0	0	0	0	0



18 | DAVID BELL



POSITION WIDE RECEIVER | HEIGHT 6-1 | WEIGHT 212 | SCHOOL PURDUE
 BORN 12/14/2000 | ACQUIRED D3C - '22 | EXPERIENCE 3RD

CAREER TRANSACTIONS

Originally drafted by the Cleveland Browns in the third round (99th overall) of the 2022 NFL Draft.

KEY NOTES

- Recorded 14 receptions for 167 yards and three touchdowns in 15 games (three starts) in 2023.
- Registered first career touchdown following a 41-yard fourth quarter score on a fourth-and-three vs. Jax (12/10).
- Set career-highs with 68 receiving yards and first career multiple touchdown game (2) at Cin. (1/7).
- Led the team with eight receptions during the Wild Card game at Houston (1/13), tied for the second most receptions by a Brown in a postseason game.
- Appeared in 16 games with three starts as a rookie in 2022, recording 24 receptions for 214 yards.
- Started 26 of 29 games over three seasons for the Boilermakers from 2019-21. Concluded collegiate career with 232 catches for 2,946 yards and 21 touchdowns. Led the Big Ten in receptions per game (8.5) and receiving yards per game (116.9) in 2021 en route to being named the Richter-Howard Receiver of the Year for the conference.
- Set a Purdue record with 17 career 100-yard receiving games, which included seven during his 2021 All-American season, where he posted the second-highest single season receiving yardage total in school history with 1,286.

PERSONAL

- Native of Indianapolis, Ind. and attended Warren Central High School.
- Led his high school football and basketball teams to undefeated state championship seasons. The basketball team went 32-0 and he made the game-winning shot as time expired in the championship game against teammate RT Dawand Jones.
- Named Indiana's 2018 Gatorade Player of the Year.
- Majored in financial counseling and planning at Purdue. Interns with financial advisor during the offseason.

BELL'S CAREER STATISTICS

Year	Team	RECEIVING						RUSHING					
		GP	GS	No	Yds	Avg	LG	TD	Att	Yds	Avg	Lg	TD
2022	Cle	16	3	24	214	8.9	20	0	0	0	-	-	0
2023	Cle	15	3	14	167	11.9	41t	3	0	0	-	-	0
NFL totals		31	6	38	381	10.0	41t	3	0	0	-	-	0

PLAYOFFS

Year	Team	RECEIVING						RUSHING					
		GP	GS	No	Yds	Avg	LG	TD	Att	Yds	Avg	Lg	TD
2023	Cle	1	1	8	54	6.8	16	0	0	0	-	-	0

ADDITIONAL STATISTICS & CAREER MILESTONES: Special teams tackles: 2. NFL debut: at Car., 9/11/22. First NFL start: at Car., 9/11/22.

CAREER MILESTONES: RECEIVING: Receptions - 4, most recent; at Cin., 1/7/24. Yards - 68, at Cin., 1/7/24. TDs - 2, at Cin., 1/7/24. Long - 41, vs. Jax, 12/11/23. First NFL catch: 6 yards (J.Brissett) vs. NYJ, 9/18/22. First NFL TD: First NFL TD: at LAC, 9/22/19 (41 yards, J. Flacco.)

BELL'S GAME-BY-GAME STATISTICS

2023, CLEVELAND

Date	Opp	GP	GS	No	Yds	Avg	Lg	TD
9/10	Cin-W	1		0	0	-	-	0
9/18	at Pit-L	1		3	27	9.0	14	0
9/24	Ten	1		0	0	-	-	0
10/1	Bal-L	1		0	0	-	-	0
10/15	SF-W	1		1	6	6.0	6	0
10/22	at Ind-W	1		0	0	-	-	0
10/29	at Sea-L	1		0	0	-	0	0
11/5	Ari-W			***inactive-knee***				
11/12	at Bal-W			***inactive-knee***				
11/19	Pit-W	1		0	0	-	-	0
11/26	at Den-L	1		0	0	-	-	0
12/3	at LAR-L	1		2	12	6.0	6	0
12/10	Jax-W	1		1	41	41.0	41t	1
12/17	Chi-W	1		0	0	-	-	0
12/24	at Hou-W	1	WR	1	6	6.0	6	0
12/28	NYJ-W	1	WR	2	73	3.5	6	0
1/7	at Cin-L	1	WR	4	68	17.0	31t	2
2023 totals		15	3	14	167	11.9	41t	3
1/13	at Hou-L1	1	WR	8	54	6.8	16	0


1-AFC Wild Card Round

2022, CLEVELAND

Date	Opp	GP	GS	No	Yds	Avg	Lg	TD
9/11	at Car-W	1	WR	0	0	-	-	0
9/18	NYJ-L	1		6	6.0	6	0	
9/22	Pit-W	1		6	6.0	6	0	
10/2	at Atl-L	1		2	35	17.5	20	0
10/9	LAC-L	1		6	6.0	6	0	
10/16	NE-L	1		13	13.0	0	0	
10/23	at Bal-L	1		7	7.0	7	0	
10/31	Cin-W	1	WR	2	27	13.5	14	0
11/13	at Mia-L	1		3	24	8.0	13	0
11/20	at Buf-L	1		4	22	5.5	8	0
11/27	TB-W	1		4	23	5.8	9	0
12/4	at Hou-W	1	WR	0	0	-	-	0
12/11	at Cin-L	1		3	27	9.0	13	0
12/17	Bal-W			***inactive - thumb, toe***				
12/24	NO-L	1		18	18.0	18	0	
1/1	at Was-W	1		0	0	-	-	0
1/8	at Pit-L	1		0	0	-	-	0
2022 totals		16	3	24	214	8.9	20	0



75 | JOEL BITONIO



POSITION GUARD | HEIGHT 6-4 | WEIGHT 320 | SCHOOL NEVADA
BORN 10/11/1991 | ACQUIRED 02-'14 | EXPERIENCE 11TH



CAREER TRANSACTIONS

Originally drafted by Cleveland in the second round (35th overall) of the 2014 NFL Draft.

AWARDS/HONORS

- Six-time (2018-23) Pro Bowl selection, joining Pro Football Hall of Famer Gene Hickerson (1966-71) as the only Browns guards to be named to six consecutive Pro Bowls.
- Six Pro Bowl selections are tied for the fourth-most in team history, trailing only Pro Football Hall of Famers Joe Thomas (10), Jim Brown (9) and Lou Groza (9).
- Named to the All-Pro team five consecutive seasons (2018-22), including first team honors in 2021 and 2022.
- Selected to the PFWA All-NFL team from 2020-22. Joined DE Myles Garrett as the only NFL players to make the team each of those seasons. Voted to the 2014 PFWA All-AFC team, the only offensive rookie on the team. Also named to PFWA All-Rookie team in 2014.
- Sporting News All-Pro Team honoree in 2020 and 2021.
- 2022 Browns Walter Payton Man of the Year.
- Named Browns 2018 and 2023 Art Rooney Sportsmanship Award winner.
- Four-time (2017-18, 2021, 2023) winner of the PFWA Dino Lucarelli Good Guy award, the only player to win the award more than two times. Also voted the 2022 winner of the PFWA Joe Thomas Award for team MVP.

KEY NOTES

- Longest tenured member of the Browns.
- Signed a three-year contract extension with the Browns during the 2021 season that carries through 2025.
- His 144 starts are the second-most by a Brown (Joe Thomas, 167) since the team returned in 1999.
- Had a streak of 102 consecutive starts and 6,481 consecutive offensive plays snapped after a knee injury forced him to be inactive vs. San Francisco on Oct. 15, 2023. The streak dated back to the 2017 season.

- Opened holes for RB Nick Chubb who finished third in the NFL with a career-high 1,525 rushing yards in 2022.
- Helped the Browns lead the NFL in rushing average in 2021 with a 5.09 mark, the highest average by a Browns team since 1966. The offensive line opened holes for Nick Chubb, who finished second in the league in rushing yards.
- Paved the way for the Browns to finish third in the NFL in rush yards (2,374) and fifth in yards per carry (4.80 avg.) in 2020. Helped the Browns record four games with at least 200 rushing yards, their most in a season since 1978. Opened holes for Nick Chubb who became the first Browns RB to amass 1,000 rushing yards in back-to-back seasons (2019-20) since Jamal Lewis (2007-08).
- Helped Chubb (1,067) and Kareem Hunt (841) become the only pair of teammates to each record 840-plus rushing yards in 2020, highlighted in a win against Houston on Nov. 15, when Chubb (126) and Hunt (104) became the first Browns to each record 100 yards rushing in the same game since 1966.
- Opened holes for Nick Chubb, who finished second in the NFL in 2019 with 1,494 rushing yards.
- Protected Baker Mayfield, who set an NFL rookie record with 27 touchdown passes in 2018 and became just the second Browns QB to pass for 3,000 yards in three consecutive seasons (2018-20).
- Recorded first career special teams tackle on Nov. 23, 2014, making a downfield tackle on Devin Hester following a missed field goal to save a potential return touchdown in a 26-24 win at Atlanta.
- Had the unique experience of playing left guard in between 10-time Pro Bowl left tackle Joe Thomas and seven-time Pro Bowl center Alex Mack his first two seasons.

PERSONAL

- Last name is pronounced buh-TONE-ee-oh.
- Married, Courtney, and the couple have two daughters, Zoey and Ada, and a son, Benjamin.
- Late father, Mike, was a mixed martial arts bareknuckle fighter in the early 1990's.
- Attended Woodrow Wilson Classical High School in Long Beach, Calif. Was inducted in the school's

athletic hall of fame in 2015.

- Enjoys cooking and hosted a segment on Browns television where he visited Cleveland-area restaurants, interacted with celebrity chefs and participated in cooking challenges.
- Majored in economics at Nevada.

BEYOND FOOTBALL

- One of the most active Browns in the community, participating in numerous opportunities in the Cleveland area, including stuffing USO care packages and deployment bags for service members, visiting elementary schools, participating in hospital visits and supporting the Greater Cleveland Food Bank.
- Active with A Kid Again Northern Ohio, an organization that serves more than 800 families of children with life-threatening conditions through year-round, cost-free, fun-filled adventures and support for the whole family. Hosted families as special guests at training camp and during regular season practices.
- Hosts an annual “Shop with a Pro” event, where he provides gift cards and new shoes during the holiday season for 30 children from City of Cleveland Recreation Centers.
- Wore cleats in support of his father via the American Heart Association for My Cause, My Cleats.
- Named the American Legion Man of the Year in 2015.

BITONIO'S CAREER STATISTICS

Year	Team	GP	GS
2014	Cle	16	16
2015	Cle	10	10
2016	Cle	5	5
2017	Cle	16	16
2018	Cle	16	16
2019	Cle	16	16
2020	Cle	16	16
2021	Cle	17	17
2022	Cle	17	17
2023	Cle	15	15
NFL totals		144	144

PLAYOFFS

Year	Team	GP	GS
2020	Cle	1	1
2023	Cle	1	1
NFL totals		2	2

CAREER MILESTONES: NFL debut: at Pit., 9/7/14. First NFL start: at Pit., 9/7/14.

MOST PRO BOWL SELECTIONS

Last year, the Browns had seven players selected to the Pro Bowl, the team's most since 1988, when the club had eight. G Joel Bitonio (sixth), WR Amari Cooper (fifth), DE Myles Garrett (fifth), TE David Njoku (first), LB Jeremiah Owusu-Koramoah (first), G Wyatt Teller (third) and Denzel Ward (third) each earned the honor. Bitonio and Garrett were selected as starters for the team. Bitonio was voted to his sixth straight Pro Bowl, tied for the fourth-most selections in team history, trailing only Pro Football Hall of Famers T Joe Thomas (10), RB Jim Brown (9) and T/K Lou Groza (9). Cooper was selected to his fifth career Pro Bowl and first as a member of the Browns. Garrett was selected to his fifth Pro Bowl, tied with DT/DE Bob Gain (five) and NT Michael Dean Perry (five) for the most Pro Bowl selections by a Browns defensive player. The Pro Bowl selection was the first for Njoku as he became the first Browns tight end to make it since Gary Barnidge in 2014. It was also the first career Pro Bowl selection for Owusu-Koramoah. Teller was selected to his third consecutive Pro Bowl (2021-23). Ward was selected to his third career Pro Bowl, joining Frank Minnifield (four) and Hanford Dixon (three) as the only Browns corners to make at least three trips to the Pro Bowl.

Player	Pos.	Years#	Total
1. Joe Thomas*	T	2008-17	10
2. Jim Brown*	RB	1958-66	9
Lou Groza*	T	1951-56, 1958-60	9
4. Joel Bitonio	G	2018-24	6
Leroy Kelly*	RB	1967-72	6
Gene Hickenson*	G	1966-71	6
Dick Schaftrath	T	1964-69	6

*Denotes member of the Pro Football Hall of Fame

#Year indicates the year in which Pro Bowl game was played



13 | COREY BOJORQUEZ



POSITION PUNTER | HEIGHT 6-0 | WEIGHT 217 | SCHOOL NEW MEXICO
BORN 9/13/1996 | ACQUIRED UFA (G.B.)-'22 | EXPERIENCE 7TH

CAREER TRANSACTIONS

Originally signed by the New England Patriots as an undrafted free agent on May 14, 2018...Waived by the Patriots on Sept. 1, 2018...Claimed via waivers by the Buffalo Bills on Sept. 2, 2018...Signed to the Los Angeles Rams on April 20, 2021...Traded to the Green Bay Packers on Aug. 31, 2021...Signed by the Cleveland Browns as an unrestricted free agent on April 4, 2022.

AWARDS/HONORS

- 2022 Week 17 AFC Special Teams Player of the Week.

KEY NOTES

- Set Browns single-season record with 49.4 average in 2023.
- Set career-high for punts (nine) and tied a career-high with five inside the 20-yard line vs. Chicago on Dec. 17, 2023.
- Has booted an NFL-high five punts of 70-yards or more over the past three seasons, no other NFL player has recorded more than two during that span.
- Set Browns record for gross average in a season with a 45.8 mark in 2022, and recorded the second-highest net average in team history with a 41.0 mark.
- Punted four times (46.8 avg., 43.0 net) with two inside 20-yard line (4, 5) and 64-yard long at Washington in Week 17 of 2022, earning AFC Special Teams Player of the Week honors for the performance.
- Set a Packers single-season record with a 46.5 average in 2021.
- Led the league with an average of 50.8 yards per punt in 2020, which tied for fourth best in league history.

PERSONAL

- Last name is pronounced bo-HOR-kez.
- Kicks with his left foot but is right-handed.
- Native of Lakewood, Calif. and attended Mayfair High School.
- Majored in liberal arts at New Mexico.
- Is an ordained minister. Credits reality TV personality and skateboarder Rob Dyrdek for inspiring him to get ordained.
- Collects vintage cars. His first car was a 1966 Mustang.

BEYOND FOOTBALL

- Participated in several community activities and supported March of Dimes for the NFL's My Cause, My Cleats initiative.

BOJORQUEZ'S CAREER STATISTICS

Year	Team	GP	No	Yds	Gross Avg	Opp Ret	Opp Yds	Net Avg	TB	FC	In 20	Lg	Blk
2018	Buf	8	45	2,028	45.1	20	137	39.4	4	9	22	60	1
2019	Buf	16	79	3,313	41.9	18	157	37.7	7	26	34	67	1
2020	Buf	16	41	2,082	50.8	16	138	44.0	7	6	18	72	0
2021	GB	17	53	2,467	46.5	21	268	40.0	4	12	18	82	0
2022	Cle	17	61	2,959	48.5	26	319	41.0	7	9	23	76	0
2023	Cle	16	87	4,294	49.4	43	420	42.5	9	15	31	73	0
NFL totals		90	366	17,143	46.8	144	1,439	40.6	38	77	146	82	2

PLAYOFFS

Year	Team	GP	No	Yds	Gross Avg	Opp Ret	Opp Yds	Net Avg	TB	FC	In 20	Lg	Blk
2019	Buf	1	4	179	44.8	1	11	37.0	1	1	1	56	0
2020	Buf	3	11	483	43.9	2	14	40.8	1	3	5	58	0
2021	GB	1	5	225	47.0	3	22	35.5	0	0	0	59	1
2023	Cle	1	4	176	44.0	1	8	42.0	0	1	1	52	0
NFL totals		6	24	1,073	44.7	7	55	39.1	2	5	7	59	1

SINGLE-GAME HIGHS & CAREER MILESTONES: PUNTS: Total - 9, vs. Chi., 12/17/23. Avg. - 68.0, at SF, 12/7/20. Net Avg. - 63.0, at Den., 12/19/20. Long - 82, at Chi., 10/17/21. In. 20 - 5, at Min., 9/23/18, vs. Chi., 12/17/23. TB - 2, six times; last, vs. Ari., 11/5/23.

BOJORQUEZ'S GAME-BY-GAME STATISTICS

2023, CLEVELAND

Date	Opp	G	No	Blk	Yds	Gross Avg	Lg	TB	In 20	Ret	Ret Yds	Net Yds	Net Avg
9/10	Cin-W	1	7	0	331	47.3	66	0	3	3	24	307	43.9
9/18	at Pit-L	1	5	0	238	47.6	54	1	1	1	14	204	40.8
9/24	Ten-W	1	3	0	139	47.2	53	0	2	1	13	126	42.0
10/1	Bal-L	1	8	0	373	46.6	67	0	1	3	47	326	40.8
10/15	SF-W	1	4	0	218	54.5	69	1	3	2	13	185	46.3
10/22	at Ind-W	1	5	0	272	54.4	69	0	1	4	38	234	46.8
10/29	at Sea-L	1	3	0	142	47.3	59	0	1	2	15	127	42.1
11/5	Ari-W	1	7	0	410	58.3	73	2	2	4	48	322	46.0
11/12	at Bal-W	1	2	0	89	44.5	46	0	2	12	77	38.5	
11/19	Pit-W	1	8	0	380	47.5	65	1	3	3	51	309	38.6
11/26	at Den-L	1	3	0	181	60.3	72	2	0	1	2	139	46.3
12/3	at LAR-L	1	5	0	236	47.2	62	1	2	2	15	201	40.2
12/10	Jax-W	1	8	0	412	51.5	72	1	3	5	63	329	41.4
12/17	Chi-W	1	9	0	390	43.3	53	0	5	5	23	367	40.8
12/24	Hou-W	1	3	0	148	49.3	55	0	0	2	15	133	44.3
12/28	NYJ-W												
1/7	at Cin-L	1	7	0	335	47.9	58	0	4	3	27	308	44.0
2023 totals		16	87	0	4,294	49.4	73	9	31	43	420	3,694	42.5
1/13	at Hou-L1	1	4	0	176	44.0	52	0	1	1	8	168	42.0

1-AFC Wild Card Round

2022, CLEVELAND

Date	Opp	G	No	Blk	Yds	Gross Avg	Lg	TB	In 20	Ret	Ret Yds	Net Yds	Net Avg
9/11	at Car-W	1	4	0	187	46.8	56	1	2	1	10	177	39.3
9/18	NYJ-L	1	3	0	156	52.0	63	0	2	1	16	140	46.7
9/22	Pit-W	1	5	0	203	40.6	61	1	2	0	0	183	36.6
10/2	at Atl-L	1	3	0	144	48.0	62	0	2	1	18	126	42.0
10/9	LAC-L	1	2	0	119	59.5	61	0	1	1	12	107	53.5
10/16	NE-L	1	3	0	133	44.3	45	0	1	3	35	98	32.7
10/23	at Bal-L	1	3	0	173	57.7	76	1	1	1	46	107	35.7
10/31	Cin-W	1	2	0	67	33.5	57	0	0	1	15	52	26.0
11/13	at Mia-L	1	1	0	41	41.0	41	0	0	1	8	33	33.0
11/20	at Buf-L	1	3	0	127	42.3	55	0	0	2	37	90	30.0
11/27	TB-W	1	6	0	329	54.8	65	2	1	2	24	265	44.2
12/4	at Hou-W	1	6	0	311	51.8	67	0	4	3	42	269	44.8
12/11	at Cin-L	1	4	0	220	55.0	65	0	1	3	14	206	51.5
12/17	Bal-W	1	3	0	155	51.7	70	0	1	1	7	148	49.3
12/24	NO-L	1	5	0	213	42.6	57	1	3	1	0	193	38.6
1/1	at Was-W	1	4	0	187	46.8	64	0	2	1	15	172	43.0
1/8	at Pit-L	1	4	0	194	48.5	56	1	0	3	20	154	38.5
2022 totals		17	61	0	2,959	48.5	76	7	23	26	319	2,500	41.0

BOJORQUEZ CONTINUED

2021, GREEN BAY

Date	Opp	G	No	Blk	Yds	Gross Avg	Lg	TB	In 20	Ret	Ret Yds	Net Yds	Net Avg
9/12	at NO-L	1	4	0	176	44.0	59	0	1	1	13	163	40.8
9/20	Det-W	1	3	0	140	46.7	56	0	2	1	10	130	43.3
9/26	at SF-W	1	3	0	164	54.7	63	0	1	2	23	141	47.0
10/3	Pit-W	1	3	0	138	46.0	57	0	1	1	14	124	41.3
10/10	at Cin-W	1	2	0	67	33.5	36	0	1	1	2	65	32.5
10/17	at Chi-W	1	3	1	168	56.0	62	1	0	2	11	137	45.7
10/24	Was-W	1	3	0	139	46.3	53	0	1	0	0	139	46.3
10/28	at Ari-W	1	3	0	154	51.3	58	0	2	3	14	140	46.7
11/7	at KC-L	1	4	0	217	54.3	63	1	1	2	3	194	48.5
11/14	Sea-W	1	3	0	140	46.7	50	0	1	0	0	140	46.7
11/21	at Min-L	1	2	0	102	51.0	62	0	1	1	8	94	47.0
11/28	LAR-W	1	5	0	212	42.4	61	0	3	1	13	199	39.8
12/12	Chi-W	1	4	0	171	42.8	57	0	1	3	131	40	10.0
12/19	at Bal-W	1	3	0	146	48.7	59	1	0	0	0	126	42.0
12/25	Cle-W	1	5	0	235	47.0	56	0	1	3	26	209	41.8
1/2	Min-W	1	2	0	63	31.5	39	1	0	0	0	43	21.5
1/9	at Det-L	1	1	0	35	35.0	35	0	1	0	0	35	35.0
2021 totals		17	53	0	2467	46.5	62	4	18	21	268	2119	40.0
1/22	SF-L1	1	5	1	235	47.0	59	0	0	3	22	213	35.5

1-NFC Divisional Round

2020, BUFFALO

Date	Opp	G	No	Blk	Yds	Gross Avg	Lg	TB	In 20	Ret	Ret Yds	Net Yds	Net Avg
9/13	NYJ-W	1	1	0	53	53.0	53	0	0	0	0	53	53.0
9/20	at Mia-W	1	4	0	164	41.0	45	0	2	2	11	153	38.3
9/27	LAR-W	1	2	0	116	58.0	72	0	2	0	0	116	58.0
10/4	at LV-W	1	3	0	139	46.3	51	2	0	1	16	83	27.7
10/11	at Ten-L	1	2	0	128	64.0	71	0	1	2	40	88	44.0
10/18	KC-L	1	4	0	213	53.5	59	0	4	2	2	211	52.8
10/25	at NYJ-W	1	0	0	0	-	-	0	0	0	0	0	-
11/1	NE-W	1	3	0	122	40.7	46	0	0	1	15	107	35.7
11/8	Sea-W	1	2	0	107	53.5	54	1	0	1	6	81	40.5
11/15	at Ari-L	1	4	0	186	46.5	61	1	1	2	15	151	37.8
11/29	LAC-W	1	3	0	168	56.0	65	2	1	0	0	128	42.7
12/7	at SF-W	1	1	0	68	68.0	68	0	0	1	16	52	52.0
12/13	Pit-W	1	5	0	228	45.6	54	0	2	1	0	228	45.6
12/19	at Den-W	1	1	0	63	63.0	63	0	1	1	0	63	63.0
12/28	at NE-W	1	2	0	113	56.5	62	0	2	1	5	108	54.0
1/3	Mia-W	1	4	0	214	53.5	69	1	2	1	12	182	45.5
2020 totals		16	41	0	2,082	50.8	72	7	18	16	138	1,804	44.0
1/9	Ind-W1	1	4	0	188	47.0	58	0	1	1	14	174	43.5
1/16	Bal-W2	1	4	0	147	36.8	53	1	2	0	0	127	31.8
1/24	at KC-L3	1	3	0	148	49.3	56	0	2	1	0	148	49.3

1-AFC Wild Card Round

2-AFC Divisional Round

3-AFC Championship

2019, BUFFALO

Date	Opp	G	No	Blk	Yds	Gross Avg	Lg	TB	In 20	Ret	Ret Yds	Net Yds	Net Avg
9/9	at NYJ-W	1	3	0	130	43.3	60	0	1	0	0	90	30.0
9/15	at NYG-W	1	7	0	325	46.4	63	1	1	3	75	250	35.7
9/22	Cin-W	1	5	0	173	34.6	42	0	3	2	8	165	33.0
9/29	NE-L	1	5	1	180	36.0	44	0	3	0	0	160	26.7
10/6	at Ten-W	1	6	0	300	50.0	64	1	4	2	2	258	43.0
10/20	Mia-W	1	3	0	127	42.3	45	0	1	1	19	108	36.0
10/27	Phi-L	1	6	0	257	42.8	58	0	2	1	6	231	38.5
11/3	Was-W	1	3	0	120	40.0	59	0	1	1	0	120	40.0
11/10	at Cle-L	1	4	0	199	49.8	64	0	3	1	0	199	49.8
11/17	at Mia-W	1	5	0	218	43.6	51	0	1	0	0	218	43.6
11/24	Den-W	1	4	0	128	32.0	35	1	4	0	0	128	32.0
11/28	at Dal-W	1	3	0	126	42.0	58	0	2	0	0	126	42.0
12/9	Bal-L	1	7	0	300	42.9	67	0	1	1	1	278	39.9
12/15	at Pit-W	1	6	0	249	41.5	52	0	3	2	20	229	38.2
12/21	at NE-L	1	6	0	266	44.3	57	0	2	3	17	249	41.5
12/29	NYJ-L	1	6	0	215	35.8	51	0	2	1	9	206	34.3
2019 totals		16	79	1	3,313	41.9	67	7	34	18	157	3,016	37.7
1/4	at Hou-L	1	4	0	179	44.8	56	0	1	1	11	148	37.0

1-AFC Wild Card Round

2018, BUFFALO

Date	Opp	G	No	Blk	Yds	Gross Avg	Lg	TB	In 20	Ret	Ret Yds	Net Yds	Net Avg
9/9	at Bal-L	1	8	0	397	49.6	58	0	3	6	54	343	42.9
9/16	LAC-L	1	5	0	223	44.6	54	1	2	3	17	186	37.2
9/23	at Min-W	1	6	0	259	43.2	59	0	5	1	0	259	43.2
9/30	at GB-L	1	8	0	348	43.5	50	0	4	5	20	328	41.0
10/7	Ten-W	1	4	0	175	43.8	48	1	1	2	39	116	29.0
10/14	at Hou-L	1	5	1	243	48.6	60	0	2	3	7	236	39.3
10/21	at Ind-L	1	4	0	185	46.3	51	0	3	0	0	185	46.3
10/29	NE-L	1	5	0	198	39.6	53	2	2	0	0	158	31.6
11/4	Chi-L												
11/11	at NYJ-W												
11/15	at Jax-W												
12/2	at Mia-L												
12/9	NYJ-L												
12/16	Det-W												
12/23	at NE-L												
12/30	Mia-W												
2018 totals		8	45	1	2,028	45.1	60	4	22	20	137	1,811	39.4

COMMUNITY

STAFF

PLAYERS

2023 SEASON


HISTORY

RECORDS

GAME DAY



39 | BRADY BREEZE



POSITION SAFETY | HEIGHT 6-0 | WEIGHT 205 | SCHOOL OREGON
BORN 10/9/1997 | ACQUIRED FA-'24 | EXPERIENCE 2ND

CAREER TRANSACTIONS

Originally drafted by the Tennessee Titans in the sixth round (216th overall) of the 2021 NFL Draft...Waived by the Titans on Dec. 11, 2021...Acquired via waiver by the Detroit Lions on Dec. 13, 2021...Waived by the Lions on Aug. 24, 2022...Signed to the Lions' practice squad on Nov. 1, 2022...Elevated to the active roster on Dec. 23, 2022 and reverted back to the practice squad on Dec. 25, 2022...Elevated to the active roster on Dec. 31, 2021 and reverted back to the practice squad on Jan. 2, 2023...Signed by the Lions to the reserves/futures list on Jan. 9, 2023...Waived by the Lions on Aug. 29, 2023...Signed to the Seattle Seahawks' practice squad on Sept. 4, 2023...Waived by the Seahawks on Sept. 12, 2023...Signed to the Houston Texans' practice squad on Nov. 7, 2023...Waived by the Texans on Jan. 29, 2024...Signed by the Cleveland Browns on June 5, 2024.

KEY NOTES

- Spent the 2023 season on the Seahawks' and Texans' practice squads.
- Appeared in nine games in 2021 between the Titans and the Lions, recording six total tackles.
- At Oregon, appeared in 38 career games, recording 65 total tackles and three interceptions, returning one for a touchdown, and two fumble recoveries for a touchdown. One of eight FBS players since 2000 with two fumble returns for a touchdown and interception for a touchdown in the same season.

PERSONAL

- Native of Lake Oswego, Ore. and attended Central Catholic High School where he helped lead the team to the Oregon 6A State Championship in 2014.
- One of 50 high school players selected to play for the U.S. U-19 National Team in the 2016 International Bowl and was voted team captain.
- Majored in pre-business administration at Oregon.

BREEZE'S CAREER STATISTICS

Year	Team	TACKLES					INTERCEPTIONS				FUMBLES						
		GP	GS	Tot	Solo	Asst	Sk	Yds	No	Yds	Lg	TD	PD	FF	FR	Yds	
2021	Ten	5	0	0	0	0	0	0	0	0	0	0	0	0	0	0	0
	Det	4	0	3	3	0	0	0	0	0	0	0	0	0	0	0	0
2022	Det	2	0	0	0	0	0	0	0	0	0	0	0	0	0	0	0
2023	Sea	0	0	0	0	0	0	0	0	0	0	0	0	0	0	0	0
	Hou	0	0	0	0	0	0	0	0	0	0	0	0	0	0	0	0
	NFL totals	11	0	3	3	0	0	0	0	0	0	0	0	0	0	0	0

PLAYOFFS

Year	Team	TACKLES					INTERCEPTIONS				FUMBLES						
		GP	GS	Tot	Solo	Asst	Sk	No	Yds	Lg	TD	PD	FF	FR	Yds		
2023	Hou	0	0	0	0	0	0	0	0	0	0	0	0	0	0	0	0
	NFL totals	0	0	0	0	0	0	0	0	0	0	0	0	0	0	0	0

ADDITIONAL STATISTICS: Interceptions - None. Sacks - None.

SINGLE-GAME HIGHS & CAREER MILESTONES: TACKLES: Total - 3, vs Ari, 12/19/21. Solo - 3, vs Ari, 12/19/21. INTERCEPTIONS: None. Yards - N/A. Long - N/A. TDs - N/A. Passes defended - None. Sacks - None. FUMBLES: Forced - None. Recovered - None. NFL Debut - vs. KC 10/24/21. First NFL start - N/A.

BREEZE'S GAME-BY-GAME STATISTICS

2023, SEATTLE

Date	Opp	TACKLES					INTERCEPTIONS				FUMBLES						
		GP	GS	Tot	So	As	Sk	Yd	Int	Yd	Lg	TD	PD	FF	FR		
9/10	LAR-L																
9/17	at Det-W																
9/24	Car-W																
10/02	at NYG-W																
10/15	at Cin-L																
10/22	Ari-W																
10/29	Cle-W																
11/05	at BaH																
2023, HOUSTON																	
11/12	at Cin-W																
11/19	Ari-W																
11/26	Jax-L																
12/03	Den-W																
12/10	at NYJ-L																
12/17	at Ten-W																
12/24	Cle-L																
12/31	Ten-W																
1/6	at Ind-W																
2023 totals		0	0	0	0	0	0	0	0	0	0	0	0	0	0	0	0
1/13	Cle-W1																
1/20	at BaH2																
1-AFC Wild Card Round																	
1-AFC Divisional Round																	

2022, DETROIT

Date	Opp	TACKLES					INTERCEPTIONS				FUMBLES						
		GP	GS	Tot	So	As	Sk	Yd	Int	Yd	Lg	TD	PD	FF	FR		
9/11	Phi-L																
9/18	Was-W																
9/25	at Min-L																
10/02	Sea-L																
10/09	at NE-L																
10/23	at Da-L																
10/30	Mia-L																
11/06	GB-W																
11/13	Chi-W																
11/20	at NYG-W																
11/24	Bu-L																
12/04	Jax-W																
12/11	Min-W																
12/18	at NYJ-W																
12/24	at Car-L	1		0	0	0	0	0	0	0	0	0	0	0	0	0	0
1/1	Chi-W	1		0	0	0	0	0	0	0	0	0	0	0	0	0	0
2022 totals		2	0	0	0	0	0	0	0	0	0	0	0	0	0	0	0

2021, TENNESSEE

Date	Opp	TACKLES					INTERCEPTIONS				FUMBLES						
		GP	GS	Tot	So	As	Sk	Yd	Int	Yd	Lg	TD	PD	FF	FR		
9/12	Ari-L																
9/19	at Sea-W																
9/26	Ind-W																
10/3	at NYJ-L																
10/10	at Jax-W																
10/18	Bu-W																
10/24	KC-W	1		0	0	0	0	0	0	0	0	0	0	0	0	0	0
10/31	at Ind-W																
11/7	at LAR-W	1		0	0	0	0	0	0	0	0	0	0	0	0	0	0
11/14	NO-W	1		0	0	0	0	0	0	0	0	0	0	0	0	0	0
11/21	Hou-L	1		0	0	0	0	0	0	0	0	0	0	0	0	0	0
11/28	at NE-L	1		0	0	0	0	0	0	0	0	0	0	0	0	0	0
12/12	Jax-W																
2021, DETROIT																	
12/19	Ari-W	1		3	3	0	0	0	0	0	0	0	0	0	0	0	0
12/26	at Atl-L	1		2	0	0	0	0	0	0	0	0	0	0	0	0	0
1/2	at Sea-L	1		1	0	0	0	0	0	0	0	0	0	0	0	0	0
1/9	GB	1		0	0	0	0	0	0	0	0	0	0	0	0	0	0
2021 totals		9	0	6	3	0	0	0	0	0	0	0	0	0	0	0	0

COMMUNITY | STAFF | PLAYERS | 2023 SEASON | HISTORY | RECORDS | GAME DAY



38 | TONY BROWN II



POSITION CORNERBACK | HEIGHT 6-0 | WEIGHT 200 | SCHOOL ALABAMA
 BORN 7/13/1995 | ACQUIRED FA-'24 | EXPERIENCE 7TH

CAREER TRANSACTIONS

Signed by the Los Angeles Chargers as an undrafted free agent on May 11, 2018...Waived by the Chargers on Sept. 1, 2018...Signed to the Green Bay Packers' practice squad on Sept. 3, 2018...Signed to the Packers' active roster on Sept. 29, 2018...Waived by the Packers on Dec. 28, 2019...Acquired via waivers by the Cincinnati Bengals on Feb. 3, 2020...Waived by the Bengals on July 31, 2020...Re-signed by the Bengals on Aug. 7, 2020...Waived by the Bengals on Aug. 31, 2021...Signed to the Bengals' practice squad on Sept. 1, 2021...Released by the Bengals on Oct. 5, 2021...Signed to the Las Vegas Raiders' practice squad on Oct. 13, 2021... Released by the Raiders on Nov. 1, 2021... Signed to the Raiders' practice squad on Dec. 23, 2021... Released by the Raiders on Jan. 24, 2022... Signed by the Indianapolis Colts on March 8, 2022... Waived by the Colts on Aug. 31, 2022...Signed to the Colts' practice squad on Aug. 31, 2022...Promoted to the Colts' active roster on Sept. 10, 2022 and reverted back to the practice squad on Sept. 12, 2022...Signed as an unrestricted free agent by the Colts on March 16, 2023...Waived by the Colts on Jan. 8, 2024...Signed as a free agent by the Cleveland Browns on March 15, 2024.

KEY NOTES

- Saw action in 12 games with one start for the Colts in 2023, posting five tackles, one interception, one pass defended and one forced fumble.
- Recorded first career interception Week 1 vs. Jacksonville on Sept. 10, 2023.
- Appeared in 61 career games with five starts with the Packers (2018-19), Bengals (2020) and the Colts (2022-23). Recorded 58 tackles, one sack, one interception, seven passes defended and three forced fumbles.
- Appeared in 51 games at Alabama (2014-17) and totaled 89 tackles, 5.5 tackles for loss, half a sack, five passes defended, three interceptions and one forced fumble. Part of two National Championship teams (2015 and 2017) with the Crimson Tide.

PERSONAL

- Native of Beaumont, Texas and attended Ozen High School.
- Also competed in track and field at Alabama and earned First Team All-American honor in the outdoor 110-meter hurdles in 2016 and in the 4x400 meter relay in 2015.
- Represented the United States at the 2013 Pan American Junior Athletic Championships in track and field in Medellin, Columbia.
- Won the 2013 Texas Class 4A State Championship in the 110-meter hurdles and set a 4A State Record.
- Won the 110-meter hurdles at the 2013 USTAF National Junior Olympics.
- Earned his bachelor's degree in communication studies from Alabama.
- His father, Tony, played football at Texas Tech and his mother, Tammy, played basketball at Texas Tech.

BROWN'S CAREER STATISTICS

Year	Team	GP	GS	TACKLES				INTERCEPTIONS				FUMBLES						
				Tot	Solo	Asst	Sk	Yds	No	Yds	Lg	TD	PD	FF	FR	Yds		
2018	GB	11	3	34	25	4	0	0	0	0	0	0	0	0	5	2	0	0
2019	GB	9	0	10	7	3	0	0	0	0	0	0	0	0	0	0	0	0
2020	Cin	13	1	11	7	4	0	0	0	0	0	0	0	1	0	0	0	0
2021	Cin	0	0	0	0	0	0	0	0	0	0	0	0	0	0	0	0	0
	LV	0	0	0	0	0	0	0	0	0	0	0	0	0	0	0	0	0
2022	Ind	16	0	1	1	0	1.0	6	0	0	0	0	0	0	0	0	0	0
2023	Ind	12	1	7	5	2	0	0	1	34	34	0	1	1	1	0	0	0
NFL totals		61	5	58	45	13	1.0	6	1	34	34	0	7	3	0	0	0	0

Year	Team	GP	GS	TACKLES				INTERCEPTIONS				FUMBLES							
				Tot	Solo	Asst	Sk	Yds	No	Yds	Lg	TD	PD	FF	FR	Yds			
2021	LV	0	0	0	0	0	0	0	0	0	0	0	0	0	0	0	0	0	0
NFL totals		0	0	0	0	0	0	0	0	0	0	0	0	0	0	0	0	0	0

ADDITIONAL STATISTICS: Career interceptions - Trevor Lawrence (1). Special teams tackles - 5 in 2018, 1 in 2019, 2 in 2020, 6 in 2022, 3 in 2023; NFL totals: 17.

SINGLE-GAME HIGHS & CAREER MILESTONES: TACKLES - 9, twice, vs. Det., 12/30/18; at Pit., 11/15/20. Solo - 7, vs. Det., 12/30/18. INTERCEPTIONS: 1, vs. Jax., 9/10/23. Long - 34, vs. Jax., 9/10/23. TDs - N/A. FUMBLES: Forced - 1, three times, at Sea., 11/15/18; vs. Atl., 12/9/18; Ten., 12/3/20. Recovered - N/A. Passes defended: 1, seven times, last: vs. Jax., 9/10/23. Sacks - 1.0, vs. Pit., 11/28/22. NFL debut: vs. Buf., 9/30/18. First NFL start: vs. Atl., 12/2/18.

BROWN'S GAME-BY-GAME STATISTICS

2023, INDIANAPOLIS

Date	Opp	GP	GS	TACKLES				INTERCEPTIONS				FUMBLES						
				Tot	So	As	Sk	Yd	Int	Yd	Lg	TD	PD	FF	FR			
9/10	Jax-L	1		0	0	0	0	0	0	0	1	34	34	0	1	0	0	0
9/17	at Hou-W	1		1	0	0	0	0	0	0	0	0	0	0	0	0	0	0
9/24	at Bal-W	1		0	0	0	0	0	0	0	0	0	0	0	0	0	0	0
10/1	LAR-L	1		0	0	0	0	0	0	0	0	0	0	0	0	0	0	0
10/8	Ten-W	1		0	0	0	0	0	0	0	0	0	0	0	0	0	0	0
10/15	at Jax-L																	
10/22	Cin-L	1		0	0	0	0	0	0	0	0	0	0	0	0	0	0	0
10/29	NO-L	1	CB	6	4	2	0	0	0	0	0	0	0	0	0	0	0	0
11/5	at Car-W	1		0	0	0	0	0	0	0	0	0	0	0	0	0	0	0
11/12	at NE-W	1		0	0	0	0	0	0	0	0	0	0	0	0	0	0	0
11/26	TB-W	1		0	0	0	0	0	0	0	0	0	0	0	0	0	0	0
12/3	at Ten-W	1		3	1	0	0	0	0	0	0	0	0	0	0	0	1	0
12/10	at Cin-L	1		0	0	0	0	0	0	0	0	0	0	0	0	0	0	0
12/16	Pit-W																	
12/24	at Atl-L																	
12/31	LV-W																	
1/6	Hou-L																	
2023 totals		12	1	10	5	2	0	0	1	34	34	0	1	1	1	0	0	0

BROWN CONTINUED

2022, INDIANAPOLIS

Date	Opp	GP	TACKLES				INTERCEPTIONS				FUMBLES					
			GS	Tot	So	As	Sk	Yd	Int	Yd	Lg	TD	PD	FF	FR	
9/11	at Hou-T	1	0	0	0	0	0	0	0	0	0	0	0	0	0	0
9/18	at Jax-L	1	1	0	0	0	0	0	0	0	0	0	0	0	0	0
9/25	KC-W	1	2	0	0	0	0	0	0	0	0	0	0	0	0	0
10/2	Ten-L	1	0	0	0	0	0	0	0	0	0	0	0	0	0	0
10/6	at Den-W	1	0	0	0	0	0	0	0	0	0	0	0	0	0	0
10/16	Jax-W	1	1	0	0	0	0	0	0	0	0	0	0	0	0	0
10/23	at Ten-L	1	0	0	0	0	0	0	0	0	0	0	0	0	0	0
10/30	Was-L	1	0	0	0	0	0	0	0	0	0	0	0	0	0	0
11/6	at NE-L															
11/13	at LV-W	1	1	0	0	0	0	0	0	0	0	0	0	0	0	0
11/20	Phi-L	1	0	0	0	0	0	0	0	0	0	0	0	0	0	0
11/28	Pit-L	1	1	1	0	1	6	0	0	0	0	0	0	0	0	0
12/4	at Dal-L	1	1	0	0	0	0	0	0	0	0	0	0	0	0	0
12/17	at Min-L	1	0	0	0	0	0	0	0	0	0	0	0	0	0	0
12/26	LAC-L	1	0	0	0	0	0	0	0	0	0	0	0	0	0	0
1/1	at NYG-L	1	0	0	0	0	0	0	0	0	0	0	0	0	0	0
1/8	Hou-L	1	0	0	0	0	0	0	0	0	0	0	0	0	0	0
2022 totals		16	0	7	1	0	1.0	6.0	0	0	0	0	0	0	0	0

2021, CINCINNATI

Date	Opp	GP	TACKLES				INTERCEPTIONS				FUMBLES					
			GS	Tot	So	As	Sk	Yd	Int	Yd	Lg	TD	PD	FF	FR	
9/12	Min-W															
9/19	at Chi-L															
9/26	at Pit-W															
9/30	Jax-W															
10/10	GB-L															
2021, LAS VEGAS																
10/17	at Den-W															
10/24	Phi-W															
11/7	at NYG-L															
11/14	KC-L															
11/21	Cin-L															
11/25	at Dal-W															
12/5	Was-L															
12/12	at KC-L															
12/20	at Cle-W															
12/26	Den-W															
1/2	at Ind-W															
1/9	LAC-W															
2021 totals		0	0	0	0	0	0	0	0	0	0	0	0	0	0	0
1/15	at Cin-L															
1-AFC Wild Card Round																

2020, CINCINNATI

Date	Opp	GP	TACKLES				INTERCEPTIONS				FUMBLES					
			GS	Tot	So	As	Sk	Yd	Int	Yd	Lg	TD	PD	FF	FR	
9/13	LAC-L	1	0	0	0	0	0	0	0	0	0	0	0	0	0	0
9/17	at Cle-L	1	0	0	0	0	0	0	0	0	0	0	0	0	0	0
9/27	at Phi-T	1	0	0	0	0	0	0	0	0	0	0	0	0	0	0
10/4	Jax-W	1	0	0	0	0	0	0	0	0	0	0	0	0	0	0
10/11	at Bal-L	1	1	0	0	0	0	0	0	0	0	0	0	0	0	0
10/18	at Ind-L	1	0	0	0	0	0	0	0	0	0	0	0	0	0	0
10/25	Cle-L	1	0	0	0	0	0	0	0	0	0	0	0	0	0	0
11/1	Ten-W	1	1	0	0	0	0	0	0	0	0	0	0	0	0	0
11/15	at Pit-L	1	CB	9	6	3	0	0	0	0	0	0	1	0	0	0
11/22	at Was-L	1	0	0	0	0	0	0	0	0	0	0	0	0	0	0
11/29	NYG-L	1	0	0	0	0	0	0	0	0	0	0	0	0	0	0
12/6	at Mia-L															
12/13	Dal-L															
12/21	Pit-W															
12/27	at Hou-W	1	0	0	0	0	0	0	0	0	0	0	0	0	0	0
1/3	Bal-L	1	2	1	1	0	0	0	0	0	0	0	0	0	0	0
2020 totals		13	1	13	7	4	0	0	0	0	0	0	1	0	0	0

2019, GREEN BAY

Date	Opp	GP	TACKLES				INTERCEPTIONS				FUMBLES					
			GS	Tot	So	As	Sk	Yd	Int	Yd	Lg	TD	PD	FF	FR	
9/15	at Chi-W	1	5	3	2	0	0	0	0	0	0	0	0	0	0	0
9/15	Min-W	1	0	0	0	0	0	0	0	0	0	0	0	0	0	0
9/22	Den-W	1	0	0	0	0	0	0	0	0	0	0	0	0	0	0
9/26	Phi-L	1	0	0	0	0	0	0	0	0	0	0	0	0	0	0
10/6	at Dal-W															
10/14	Det-W															
10/20	Oak-W	1	0	0	0	0	0	0	0	0	0	0	0	0	0	0
10/27	at KC-W	1	0	0	0	0	0	0	0	0	0	0	0	0	0	0
11/3	at LAC-L	1	5	4	1	0	0	0	0	0	0	0	0	0	0	0
11/10	Car-W	1	1	0	0	0	0	0	0	0	0	0	0	0	0	0
11/24	at SF-L	1	0	0	0	0	0	0	0	0	0	0	0	0	0	0
12/1	at NYG-W															
12/8	Was-W															
12/15	Chi-W															
12/23	at Min-W															
12/29	at Det-W															
2019 totals		9	0	11	7	3	0	0	0	0	0	0	0	0	0	0
1/2	Sea-W															
1/19	at SF-L															
1-NFC Divisional Round																
1-NFC Championship																

2018, GREEN BAY

Date	Opp	GP	TACKLES				INTERCEPTIONS				FUMBLES					
			GS	Tot	So	As	Sk	Yd	Int	Yd	Lg	TD	PD	FF	FR	
9/9	Chi-W															
9/16	Min-T															
9/23	at Was-L															
9/30	Buf-W	1	0	0	0	0	0	0	0	0	0	0	0	0	0	0
10/7	at Det-L	1	0	0	0	0	0	0	0	0	0	0	1	0	0	0
10/15	SF-W	1	2	0	0	0	0	0	0	0	0	0	0	0	0	0
10/28	at LAR-L															
11/4	at NE-L															
11/11	Mia-W	1	3	2	0	0	0	0	0	0	0	0	1	0	0	0
11/15	at Sea-L	1	3	3	0	0	0	0	0	0	0	0	1	1	0	0
11/25	at Min-L	1	1	1	0	0	0	0	0	0	0	0	0	0	0	0
12/2	Ari-L	1	2	1	0	0	0	0	0	0	0	0	0	0	0	0
12/9	Atl-W	1	CB	5	3	2	0	0	0	0	0	0	0	1	0	0
12/16	at Chi-L	1	3	2	0	0	0	0	0	0	0	0	0	0	0	0
12/23	at NYJ-W	1	CB	6	6	0	0	0	0	0	0	0	1	0	0	0
12/30	Det-L	1	CB	9	7	2	0	0	0	0	0	0	1	0	0	0
2018 totals		11	3	34	25	4	0	0	0	0	0	0	5	2	0	0



30 | DEVIN BUSH



POSITION LINEBACKER | HEIGHT 5-11 | WEIGHT 235 | SCHOOL MICHIGAN
 BORN 7/18/1998 | ACQUIRED UFA (SEA.)-'24 | EXPERIENCE 6TH

CAREER TRANSACTIONS

Originally drafted by the Pittsburgh Steelers in the first round (19th overall) of the 2019 NFL Draft...Signed as an unrestricted free agent by the Seattle Seahawks on March 17, 2023...Signed as an unrestricted free agent by the Cleveland Browns on March 15, 2024.

AWARDS/HONORS

- Named to PFWA All-Rookie Team in 2019.

KEY NOTES

- Appeared in 13 games with three starts for the Seahawks in 2023, recording 37 tackles.
- Ranked third on the Steelers in total tackles (81) and fourth in solo tackles (44) in 2022.
- In 2019, led the Steelers and all NFL rookies in tackles (109) and ranked fourth in TFLs (nine).
- Second NFL rookie since the 1970 NFL-AFL merger, with a fumble return for a TD and an interception in the same game (Delton Hall accomplished the feat vs. San Francisco on Sept. 13, 1987).
- Recorded 194 tackles, 20.0 tackles for losses, 10.0 sacks, one interception and 17 passes defended in his three seasons at Michigan. Named the Nagurski-Woodson Big Ten Defensive Player of the Year and a Butkus-Fitzgerald Big Ten Linebacker of the Year recipient in 2018.

PERSONAL

- Native of Pembroke Pines, Fla. and attended Chales W. Flanagan High School where he was coached by his father, Devin Bush, Sr.
- Won the Class 8A State Championship in 2015.
- Father, Devin Bush, Sr. played in the NFL and won Super Bowl XXXIV with the St. Louis Rams.

BUSH'S CAREER STATISTICS

Year	Team	GP	GS	TACKLES				INTERCEPTIONS				FUMBLES				Yds
				Tot	Solo	Asst	Sk	Yds	No	Yds	Lg	TD	PD	FF	FR	
2019	Pit	16	15	109	72	37	1	9	2	6	6	0	4	1	4	20
2020	Pit	5	5	26	16	10	1	6.5	0	0	0	0	3	0	0	0
2021	Pit	14	14	70	41	29	2	18	0	0	0	0	4	1	1	0
2022	Pit	17	14	81	44	37	0	0	0	0	0	2	0	0	0	0
2023	Sea	13	3	37	18	18	0	0	0	0	0	0	0	0	0	0
NFL totals		65	51	322	191	131	4	33.5	2	6	6	0	13	2	5	20

PLAYOFFS

Year	Team	GP	GS	TACKLES				INTERCEPTIONS				FUMBLES				Yds
				Tot	Solo	Asst	Sk	Yds	No	Yds	Lg	TD	PD	FF	FR	
2020	Pit	0	0	0	0	0	0	0	0	0	0	0	0	0	0	0
2021	Pit	1	1	1	1	0	0	0	1	10	10	0	1	0	0	0
NFL totals		1	1	1	1	0	0	0	1	10	10	0	1	0	0	0

ADDITIONAL STATISTICS: Career interceptions - Lamar Jackson (1), Phillip Rivers (1). Special teams tackles - 1 in 2023; NFL totals: 1.

SINGLE-GAME HIGHS & CAREER MILESTONES: TACKLES - 18, vs. Pit., 12/31/23. Solo - 11, at Bal., 12/29/19. INTERCEPTIONS: 1, twice, vs. Bal., 10/6/19; at LAC, 10/13/19. Long - 6, at LAC, 10/13/19. TDs - N/A. FUMBLES: Forced - 1, twice, at Cin., 11/24/19; at Buf., 9/12/21. Recovered - 2, at SF, 9/22/19. Passes defended: 2, twice, vs. Den., 9/20/20; at Min., 12/9/21. Sacks - 1.0, three times, vs. Cin., 9/30/19; at GB, 10/31/21; vs. Den., 10/10/21. NFL debut: at NE, 9/8/19. First NFL start: at NE, 9/8/19.

BUSH'S GAME-BY-GAME STATISTICS

2023, SEATTLE

Date	Opp	GP	GS	TACKLES				INTERCEPTIONS				FUMBLES				FR
				Tot	So	As	Sk	Yd	Int	Yd	Lg	TD	PD	FF		
9/10	LAR-L	1	1	1	1	0	0	0	0	0	0	0	0	0	0	0
9/17	at Det-W							***inactive***								
9/24	Car-W	1	LB	2	0	2	0	0	0	0	0	0	0	0	0	0
10/2	at NYG-W	1		0	0	0	0	0	0	0	0	0	0	0	0	0
10/15	at Cin-L							***inactive***								
10/22	Ar-W							***inactive***								
10/29	Cle-W	1		1	0	1	0	0	0	0	0	0	0	0	0	0
11/5	at Bal-L							***inactive***								
11/12	Was-W	1		0	0	0	0	0	0	0	0	0	0	0	0	0
11/19	at LAR-L	1		1	0	0	0	0	0	0	0	0	0	0	0	0
11/23	SF-L	1		0	0	0	0	0	0	0	0	0	0	0	0	0
11/30	at Dal-L	1		2	2	0	0	0	0	0	0	0	0	0	0	0
12/10	at SF-L	1		0	0	0	0	0	0	0	0	0	0	0	0	0
12/18	Phi-W	1		0	0	0	0	0	0	0	0	0	0	0	0	0
12/24	at Ten-W	1	LB	6	5	1	0	0	0	0	0	0	0	0	0	0
12/31	Pit-L	1	LB	18	5	13	0	0	0	0	0	0	0	0	0	0
1/7	at Ar-W	1		6	5	1	0	0	0	0	0	0	0	0	0	0
2023 totals		13	3	36	18	18	0	0	0	0	0	0	0	0	0	0

2022, PITTSBURGH

Date	Opp	GP	GS	TACKLES				INTERCEPTIONS				FUMBLES				FR
				Tot	So	As	Sk	Yd	Int	Yd	Lg	TD	PD	FF		
9/11	at Cin-W	1	LB	5	2	3	0	0	0	0	0	0	0	0	0	0
9/18	NE-L	1	LB	4	2	2	0	0	0	0	0	0	0	0	0	0
9/22	at Cle-L	1	LB	11	6	5	0	0	0	0	0	0	0	0	0	0
10/2	NYJ-L	1	LB	6	5	1	0	0	0	0	0	0	0	0	0	0
10/9	at Buf-L	1	LB	4	3	1	0	0	0	0	0	0	0	0	0	0
10/16	TB-W	1	LB	6	4	2	0	0	0	0	0	0	0	0	0	0
10/23	at Mia-L	1	LB	6	5	1	0	0	0	0	0	0	1	0	0	0
10/30	Phi-L	1	LB	2	0	2	0	0	0	0	0	0	0	0	0	0
11/13	NO-W	1	LB	3	2	1	0	0	0	0	0	0	0	0	0	0
11/20	Cin-L	1	LB	7	2	5	0	0	0	0	0	0	0	0	0	0
11/28	at Ind-W	1	LB	9	2	6	0	0	0	0	0	0	1	0	0	0
12/4	at Atl-W	1	LB	4	3	1	0	0	0	0	0	0	0	0	0	0
12/11	Bal-L	1	LB	6	4	2	0	0	0	0	0	0	0	0	0	0
12/18	at Car-W	1	LB	4	2	2	0	0	0	0	0	0	0	0	0	0
12/24	LV-W	1		3	1	2	0	0	0	0	0	0	0	0	0	0
1/1	at Bal-W	1		2	1	1	0	0	0	0	0	0	0	0	0	0
1/8	Cle-W	1		0	0	0	0	0	0	0	0	0	0	0	0	0
2022 totals		17	14	81	44	37	0	0	0	0	0	0	0	2	0	0

2021, PITTSBURGH

Date	Opp	GP	GS	TACKLES				INTERCEPTIONS				FUMBLES				FR
				Tot	So	As	Sk	Yd	Int	Yd	Lg	TD	PD	FF		
9/12	at Buf-W	1	LB	10	6	4	0	0	0	0	0	0	0	0	1	0
9/19	LV-L							***inactive***								
9/26	Cin-L	1	LB	2	0	2	0	0	0	0	0	0	0	0	0	0
10/3	at GB-L	1	LB	6	5	1	1	6	0	0	0	0	0	0	0	0
10/10	Den-W	1	LB	1	1	0	1	12	0	0	0	0	0	0	0	0
10/17	Sea-W	1	LB	6	3	3	0	0	0	0	0	0	0	0	0	1
10/31	at Cle-W	1	LB	5	3	2	0	0	0	0	0	0	0	0	0	0
11/8	Chi-W	1	LB	3	2	1	0	0	0	0	0	0	0	1	0	0
11/14	Det-T	1	LB	9	5	4	0	0	0	0	0	0	0	0	0	0
11/21	at LAC-L	1	LB	4	4	0	0	0	0	0	0	0	0	0	0	0
11/28	at Cin-L	1	LB	5	2	3	0	0	0	0	0	0	0	0	0	0
12/5	Bal-W	1	LB	2	2	0	0	0	0	0	0	0	0	0	0	0
12/9	at Min-L	1	LB	8	3	5	0	0	0	0	0	0	0	2	0	0
12/19	Ten-W	1	LB	5	3	2	0	0	0	0	0	0	0	1	0	0
12/26	at KC-L							***injured reserve***								
1/3	Cle-W							***injured reserve***								
1/9	at Bal-W	1	LB	4	2	2	0	0	0	0	0	0	0	0	0	0
2021 totals		15	15	70	41	29	2	18	0	0	0	0	0	4	1	1
1/16	at KC-L	1	LB	1	1	0	0	0	1	10	10	0	1	0	0	0

1-AFC Wild Card Round

2020, PITTSBURGH

Date	Opp	GP	TACKLES					INTERCEPTIONS					FUMBLES				
			GS	Tot	So	As	Sk	Yd	Int	Yd	Lg	TD	PD	FF	FR		
9/14	at NVG-W	1	LB	7	5	2	0	0	0	0	0	0	0	0	0	0	0
9/20	Den-W	1	LB	7	6	1	0	0	0	0	0	0	0	2	0	0	
9/27	Hou-W	1	LB	4	2	2	0.5	3	0	0	0	0	0	1	0	0	
10/11	Phi-W	1	LB	3	1	2	0	0	0	0	0	0	0	0	0	0	
10/18	Cle-W	1	LB	5	2	3	0.5	3.5	0	0	0	0	0	0	0	0	
10/25	at Ten-W																
11/1	at Bal-W																
11/8	at Dal-W																
11/15	Cin-W																
11/22	at Jax-W																
12/2	Bal-W																
12/7	Was-L																
12/13	at Buf-L																
12/21	at Cin-L																
12/27	Ind-W																
1/3	at Cle-L																
2020 totals		5	5	26	16	10	1	6.5	0	0	0	0	0	3	0	0	
1/10	Cle-L																

1-AFC Wild Card Round

2019, PITTSBURGH

Date	Opp	GP	TACKLES					INTERCEPTIONS					FUMBLES			
			GS	Tot	So	As	Sk	Yd	Int	Yd	Lg	TD	PD	FF	FR	
9/8	at NE-L	1	LB	11	7	4	0	0	0	0	0	0	0	0	0	0
9/15	Sea-L	1		7	3	4	0	0	0	0	0	0	0	0	0	1
9/22	at SF-L	1	LB	10	7	3	0	0	0	0	0	0	0	0	0	2
9/30	Cin-W	1	LB	9	6	3	1	9	0	0	0	0	0	1	0	0
10/6	Bal-L	1	LB	8	5	3	0	0	1	0	0	0	1	0	0	0
10/13	at LAC-W	1	LB	7	4	3	0	0	1	6	6	0	1	0	1	0
10/28	Mia-W	1	LB	7	6	1	0	0	0	0	0	0	0	0	0	0
11/3	Ind-W	1	LB	7	4	3	0	0	0	0	0	0	0	1	0	0
11/10	LAR-W	1	LB	3	2	1	0	0	0	0	0	0	0	0	0	0
11/14	at Cle-L	1	LB	6	2	4	0	0	0	0	0	0	0	0	0	0
11/24	at Cin-W	1	LB	4	3	1	0	0	0	0	0	0	0	0	1	0
12/1	Cle-W	1	LB	7	5	2	0	0	0	0	0	0	0	0	0	0
12/8	at Ari-W	1	LB	2	0	2	0	0	0	0	0	0	0	0	0	0
12/15	Buf-L	1	LB	4	4	0	0	0	0	0	0	0	0	0	0	0
12/22	at NYJ-L	1	LB	5	3	2	0	0	0	0	0	0	0	0	0	0
12/29	at Bal-L	1	LB	12	11	1	0	0	0	0	0	0	0	0	0	0
2019 totals		16	15	109	72	37	1	9	2	6	6	0	4	1	4	


2023 JIM BROWN CHANGEMAKERS AWARD

On December 13, 2023, the Cleveland Browns announced Cleveland Chef and Restaurateur Brandon Chrostowski as their 2023 Inspire Change Jim Brown Changemaker Award recipient. The Changemaker Award was announced in 2022 by the NFL as part of its Inspire Change initiative to recognize individuals in each teams' market for making a difference in their community across Inspire Change's four focus areas: education, economic advancement, police-community relations and criminal justice reform. Chrostowski was released from jail and went on his own culinary journey, founding the EDWINS Leadership & Restaurant Institute, a 501(c)(3) organization in Cleveland that offers formerly incarcerated adults a foundation in the culinary and hospitality industry. As part of the Browns' social justice efforts, they have worked with Chrostowski and EDWINS Leadership & Restaurant Institute since 2019





84 | JALEN CAMP



POSITION WIDE RECEIVER | HEIGHT 6-2 | WEIGHT 220 | SCHOOL GEORGIA TECH
 BORN 7/10/1998 | ACQUIRED FA-'24 | EXPERIENCE 1ST

CAREER TRANSACTIONS

Originally drafted by the Jacksonville Jaguars in the sixth round (209th overall) of the 2021 NFL Draft... Waived by the Jaguars on Aug. 31, 2021...Signed to the Houston Texans' practice squad on Sept. 3, 2021... Elevated to the active roster on Dec. 25, 2021 and reverted back to the practice squad on Dec. 27, 2021... Elevated to the active roster on Jan. 1, 2022 and reverted back to the practice squad on Jan. 3, 2022... Elevated to the active roster on Jan. 8, 2022 and reverted back to the practice squad on Jan. 10, 2022...Signed by the Houston Texans on Jan. 11, 2022... Waived by the Texans on Aug. 30, 2022...Signed to the Texans' practice squad on Aug. 31, 2022... Elevated to the active roster on Oct. 29, 2022 and reverted back to the practice squad on Oct. 31, 2022... Elevated to the active roster on Nov. 3, 2022 and reverted back to the practice squad on Nov. 4, 2022... Elevated to the active roster on Dec. 10, 2022 and reverted back to the practice squad on Dec. 12, 2022...Released from the Texans' practice squad on Dec. 14, 2022...Signed by the Houston Texans to a reserve/futures contract on Jan. 12, 2023...Waived by the Texans on Aug. 29, 2023...Signed to the Pittsburgh Steelers' practice squad on Sept. 27, 2023...Released from the Steelers' practice squad on Oct. 3, 2023...Signed to the Carolina Panthers' practice squad on Dec. 6, 2023...Signed by the Carolina Panthers to a reserve/futures contract on Jan. 9, 2024...Waived by Carolina on May 10, 2024... Signed by the Cleveland Browns on May 14, 2024.

KEY NOTES

- Spent time on the practice squads of the Houston Texans (2021-23), Pittsburgh Steelers (2023) and Carolina Panthers (2023).
- Played five years at Georgia Tech (2016-20) where he appeared in 49 career games with 24 starts.
- Finished his career with 48 receptions for 808 yards and five touchdowns.
- Named to ACC Academic honor roll in 2019.

PERSONAL

• Native of Cumming, Ga. and attended South Forsyth High School, where he did not play football until his sophomore year of high school.

- Three-year letterwinner in track and field (100-meter, 4x100-meter relay).
- Graduated from Georgia Tech in May 2020 with a bachelor's degree in history, technology, and society.

CAMP'S CAREER STATISTICS

Year	Team	GP	RECEIVING					RUSHING					
			GS	No	Yds	Avg	LG	TD	Att	Yds	Avg	Lg	TD
2021	Hou	3	1	0	0	-	-	0	0	0	-	-	0
2022	Hou	2	0	1	7	7.0	7	0	0	0	-	-	0
2023	Hou	0	0	0	0	-	-	0	0	0	-	-	0
	Pit	0	0	0	0	-	-	0	0	0	-	-	0
	Car	0	0	0	0	-	-	0	0	0	-	-	0
NFL totals		5	1	1	7	7.0	7	0	0	0	-	-	0

ADDITIONAL STATISTICS: 100-yard receiving games - None. Multiple-TD games - None. FUMBLES: None. Misc. tackles - None.

SINGLE-GAME HIGHS & CAREER MILESTONES. RECEIVING: Receptions - 1 vs. Phi., 11/3/22. Yards - 7 vs. Phi., 11/3/22. TDs - N/A. Long - 7 vs. Phi., 11/3/22. NFL debut: vs. LAC, 12/26/21. First NFL start: at SF, 1/2/21. First NFL reception: vs. Phi., 11/3/22 (7 yards, D. Mills). RUSHING: Attempts - N/A. Yards - N/A.

CAMP'S GAME-BY-GAME STATISTICS

2023, HOUSTON												
Date	Opp	GP	GS	No	Yds	Avg	Lg	TD				
9/10	at Bal-L			***not on team***								
9/17	Ind-L			***not on team***								
9/24	at Jax-W			***not on team***								
2023, PITTSBURGH												
10/1	at Hou-L			***Steelers' practice squad***								
10/8	Bal-W			***not on team***								
10/22	at LAR-W			***not on team***								
10/29	Jax-L			***not on team***								
11/2	Ten-W			***not on team***								
11/12	GB-W			***not on team***								
11/19	at Cle-L			***not on team***								
11/26	at Cin-L			***not on team***								
12/3	Ari-L			***not on team***								
2023, CAROLINA												
12/10	at NO-L			***Panthers' practice squad***								
12/17	Ati-W			***Panthers' practice squad***								
12/24	GB-L			***Panthers' practice squad***								
12/31	at Jax-L			***Panthers' practice squad***								
1/7	TB-L			***Panthers' practice squad***								
2023 totals		0	0	0	0	0	0	0	0	0	0	0
2022, HOUSTON												
Date	Opp	GP	GS	No	Yds	Avg	Lg	TD				
9/11	Ind-T			***Texans' practice squad***								
9/18	at Den-L			***Texans' practice squad***								
9/25	at Chi-L			***Texans' practice squad***								
10/2	LAC-L			***Texans' practice squad***								
10/9	at Jax-W			***Texans' practice squad***								
10/23	at LV-L			***Texans' practice squad***								
10/30	Ten-L			***inactive***								
11/3	Phi-L	1	0	1	7	7	7	0				
11/13	at NYG-L			***Texans' practice squad***								
11/20	Was-L			***Texans' practice squad***								
11/27	at Mia-L			***Texans' practice squad***								
12/4	Cle-L			***Texans' practice squad***								
12/11	at Dal-L	1	0	0	0	-	0	0				
12/18	KC-L			***Texans' practice squad***								
12/24	at Ten-W			***Texans' practice squad***								
1/1	Jax-L			***Texans' practice squad***								
1/8	at Ind-W			***Texans' practice squad***								
2022 totals		2	0	1	7	7	7	0	0	0	0	0
2021, HOUSTON												
Date	Opp	GP	GS	No	Yds	Avg	Lg	TD				
9/12	Jax-W			***Texans' practice squad***								
9/19	at Cle-L			***Texans' practice squad***								
9/23	Car-L			***Texans' practice squad***								
10/3	at Buf-L			***Texans' practice squad***								
10/10	NE-L			***Texans' practice squad***								
10/17	at Ind-L			***Texans' practice squad***								
10/24	at Ari-L			***Texans' practice squad***								
10/31	LAR-L			***Texans' practice squad***								
11/7	at Mia-L			***Texans' practice squad***								
11/21	at Ten-W			***Texans' practice squad***								
11/28	NY-L			***Texans' practice squad***								
12/5	Ind-L			***Texans' practice squad***								
12/12	Sea-L			***Texans' practice squad***								
12/19	at Jax-W			***Texans' practice squad***								
12/26	LAC-W	1	0	0	0	-	0	0				
1/2	at SF-L	1	WR	0	0	-	0	0				
1/9	Ten-L	1	0	0	0	-	0	0				
2021 totals		3	1	0	0	0	0	0	0	0	0	0



24 | NICK CHUBB



POSITION RUNNING BACK | HEIGHT 5-11 | WEIGHT 227 | SCHOOL GEORGIA
BORN 12/27/1995 | ACQUIRED D2B-'18 | EXPERIENCE 7TH



CAREER TRANSACTIONS

Selected by the Cleveland Browns in the second round (35th overall) of the 2018 NFL Draft.

AWARDS/HONORS

- Earned four consecutive Pro Bowl selections (2019-22), including starting honors in 2019 and 2022. Joined Hall of Famers Jim Brown (1958-66) and Leroy Kelly (1967-72) as the only Browns RBs to make four consecutive Pro Bowls.
- 2022 AP second-team All-Pro.
- Named to the 2021 PFWA All-NFL team and the 2019 and 2020 PFWA All-AFC teams.
- Finalist for NFL FedEx Ground Player of the Year in 2019, 2021 and 2022.
- Four-time Browns Art Rooney Sportsmanship Award winner (2019-22) and was one of eight NFL finalists in 2022.
- Voted NFL FedEx Ground Player of the Week in Week 10 in 2018, Week 4 in 2019 and Week 9 in 2021.
- Named AFC Offensive Player of the Week for Week 4 in 2019.
- Two-time NFL Pepsi Rookie of the Week (Weeks 4 and 10) in 2018.
- One of five 2018 NFL Pepsi Rookie of the Year finalists.
- Browns 2020 Ed Block Award winner.

KEY NOTES

- Since entering the NFL in 2018 and despite missing nearly all of 2023 with a knee injury, leads all RBs in yards per rush (5.26), while ranking second in rushing yards (6,511) and rushes of 10-plus yards (195) and ranking sixth in rushing touchdowns (48).
- Third player all-time to record at least 950 rushing yards and eight rushing touchdowns in each of their first five seasons, joining Pro Football Hall of Famer LaDainian Tomlinson and Adrian Peterson.
- Fifth player in NFL history to record at least eight rushing touchdowns in each of their first five seasons, joining Pro Football Hall of Famers Jim Brown, Emmitt Smith and LaDainian Tomlinson, as well as Adrian Peterson.

- Finished 2022 with a career-high 1,525 rushing yards, joining Jim Brown as the only Browns to surpass 1,500 rushing yards in a season.
- Owns the longest rush (92t on Nov. 11, 2018) and third-longest rush (88t on Sept. 29, 2019) in Browns history and is the only Cleveland player with two carries of 75-plus yards.
- Finished second in the NFL in rushing yards in 2019 and 2021, while finishing third in 2022.
- Joined Jim Brown (1958-61) as the only Browns to rush for 1,000 yards in four consecutive seasons. Joined Minnesota's Dalvin Cook as the only NFL players to reach 1,000 rushing yards in each of the past four seasons.
- Led the NFL in rush average (5.52) in 2021 (min. 150 attempts).
- In 2020, became first Browns player to record 100 rushing yards and two rushing touchdowns in consecutive weeks since Leroy Kelly in 1967. Helped Browns finish 2020 third in the NFL in rush yards (2,374) and helped the team record four games with at least 200 rushing yards, its most in a season since 1978.
- Rushed for 126 yards against Houston on Nov. 15, 2020, and along with Kareem Hunt (104) to become the first Browns to each record 100 yards rushing in the same game since 1966.
- In 2020, became the first NFL player since Mercury Morris in 1972 (second since 1932) to rush for at least 1,000 yards and 12 touchdowns on 190 or fewer attempts. Joined Hall of Famers Jim Brown and Leroy Kelly as the only players in Browns history to record at least 12 rushing touchdowns in a single season.
- Recorded at least 75 scrimmage yards in first 14 games of the 2019 season, the longest such stretch in team annals and first NFL player to accomplish feat since Arizona's David Johnson in 2016.
- Registered seven 100-yard rushing games in 2019, the most by a Brown since 1968.
- Set a Browns rookie record with 996 rushing yards in 2018.
- Recorded the second-most scrimmage yards by a Browns rookie in a season with 1,145 and tied for the second-most total touchdowns by a Browns rookie in a season with 10.

• Finished with the second-most rushing yards in Georgia history with 4,769, trailing only Herschel Walker (5,259).

PERSONAL

- Attended Cedartown (Ga.) High School and led the state in rushing.
- State champion shot putter in high school.
- Majored in agricultural business at Georgia.
- Family founded a town in Northwest Georgia, Chubbtown.
- Cousin, Bradley, was a first-round selection by the Denver Broncos in 2018 and currently plays for the Miami Dolphins.
- Big fan of Batman, especially the Dark Knight trilogy. Partnered with longtime friend Nathan Jones in 2022 to unveil a new Batman themed poster the night before every game called Sunday Knight Comic. The series depicts Chubb as Batman in Cleveland and opponent related themes.

BEYOND FOOTBALL

- Launched a cinnamon toast flavored cereal, Chubb Crunch, in 2021. The box features Chubb depicted as Batman. A portion of each sale benefits First Candle, a non-profit organization dedicated to the elimination of SIDS (sudden infant death syndrome) and other sleep-related infant deaths through education, while providing support for grieving families who have suffered a loss. His sister, Neidra, lost her firstborn son, Junior Stocks-Chubb, to SIDS.
- Supported Mommy Strong for My Cause, My Cleats in 2022. Mommy Strong is dedicated to serving grieving families experiencing the loss of a child by providing educational resources, an open space to tell your story and support through the grieving process.
- Teamed up with VKTRY Gear to provide 500 free pairs of insoles to frontline healthcare workers in 2020.
- Dedicated to serving grieving families experiencing the loss of a child by providing educational resources, an open space to tell your story, and support through the grieving process.
- Hosts youth football camps with Georgia teammate and best friend, former NFL RB Sony Michel.
- Participated in several Browns youth football camps, military appreciation events and hospital visits.

CHUBB'S CAREER STATISTICS

Year	Team	GP	RUSHING						RECEIVING					
			GS	No	Yds	Avg	Lg	TD	No	Yds	Avg	Lg	TD	
2018	Cle	16	9	192	996	5.2	92t	8	20	149	7.5	24	2	
2019	Cle	16	16	298	1,494	5.0	88t	8	36	278	7.7	32	0	
2020	Cle	12	12	190	1,067	5.6	59	12	16	150	9.4	26	0	
2021	Cle	14	14	228	1,259	5.5	70t	8	20	174	8.7	40	1	
2022	Cle	17	17	302	1,525	5.0	41t	12	27	239	8.9	26	1	
2023	Cle	2	2	28	170	6.1	20	0	4	21	5.3	10	0	
NFL totals		77	70	1,238	6,511	5.3	92t	48	123	1,011	8.2	40	4	

Year	Team	GP	RUSHING						RECEIVING					
			GS	Att	Yds	Avg	LG	TD	No	Yds	Avg	Lg	TD	
2020	Cle	2	2	31	145	4.7	23	0	6	73	12.2	40t	1	
2023	Cle	0	0	0	0	-	-	0	0	0	-	-	0	
NFL totals		2	2	31	145	4.7	23	0	6	73	12.2	40t	1	

ADDITIONAL STATISTICS: 100-yard rushing games - 30 (165 at Bal, 9/29/19; 122, vs. Sea, 10/13/19; 131 at NE, 10/27/19; 116 vs. Buf, 11/10/19; 106 vs. Mia, 11/24/19; 106, vs. Cin, 12/8/19; 127, at Ari, 12/15/19; 105 at Oak, 9/30/18; 176, vs. Atl, 11/11/18; 100, at Den, 12/15/18; 112, vs. Cin, 12/23/18; 124, vs. Cin, 9/17/20; 108, vs. Was., 9/27/20; 126, vs. Hou., 11/5/20; vs. Phi., 11/22/20; 144, at Jax, 11/29/20; 108 vs. Pit., 1/3/21; 100, at Min., 10/3/21; 161, at LAC, 10/10/21; 137 at Cin., 11/7/21; 130, vs. Det., 11/21/21; 126, at GB, 12/25/21; 141, at Car., 9/11/22; 113, vs. Pit., 9/22/22; 118, at Atl., 10/2/22; 134, vs. LAC, 10/9/22; 101, vs. Cin., 10/31/22; 116, vs. TB., 11/27/22; 104, at Was., 1/1/23; 106, vs. Cin., 9/10/23). 100-scrimmage yard games - 38 (131 vs. LAR, 9/22/19; 183, at Bal, 9/29/19; 139, vs. Sea., 10/13/19; 138, at NE, 10/27/19; 121 vs. Buf., 11/10/19; 164, vs. Mia., 11/24/19; 117, vs. Cin., 12/8/19; 148, at Ari., 12/15/19; 105 at Oak., 9/30/18; 209, vs. Atl., 11/11/18; 128, at Cin., 11/25/18; 100, at Den., 12/15/18; 112, vs. Cin., 12/23/18; 133, vs. Cin., 9/17/20; 110, vs. Was., 9/27/20; 126, vs. Hou., 11/15/20; 114 vs. Phi., 11/22/20; 176 at Jax., 11/29/20; 106, at Ten., 12/6/20; 103 vs. Bal., 12/14/20; 108 vs. Pit., 1/3/21; 101 at KC, 9/12/21; 105, at Min., 10/3/21; 170, at LAC, 10/10/21; 163 at Cin., 11/7/21; 144, vs. Det., 11/21/21; 184, at GB, 12/25/21; 143, at Car., 9/11/22; 113 vs. NYJ., 9/18/22; vs. Pit., 9/22/22; 127, at Atl., 10/2/22; 134, vs. LAC, 10/9/22; 107, at Bal., 10/23/22; 104, vs. Cin., 10/31/22; 132, vs. TB., 11/27/22; 102, vs. No., 12/24/22; 116, at Was., 1/1/23; 127, vs. Cin., 9/10/23). Special teams tackles - 5 in 2018. Fumbles: 3 (3 lost) in 2019; 1 (1 lost) in 2020; 2 (1 lost) in 2021; 1 (1 lost) in 2022; NFL totals: 7 (6 lost).

CAREER MILESTONES: RUSHING: Attempts - 28, at Cin., 11/25/18. Yards - 176, vs. Atl., 11/11/18. TDs - 3, twice: at Bal., 9/29/19; vs. NYJ., 9/18/22. Long - 92t, vs. Atl., 11/11/18. RECEIVING: Receptions - 5, three times; last at Pit., 1/8/23. Yards - 58, twice: vs. Mia., 11/24/19; at GB, 12/25/21. TDs - 1, four times; last: at Pit., 1/8/23. Long - 40, at GB, 12/25/21. NFL debut: vs. Pit., 9/9/18. First NFL rushing TD: 2, vs. Oak., 9/30/18.

CHUBB'S GAME-BY-GAME STATISTICS

2023, CLEVELAND															
Date	Opp	GP	GS	RUSHING						RECEIVING					
				No	Yds	Avg	Lg	TD	No	Yds	Avg	Lg	TD		
9/10	Cin-W	1	RB	18	106	5.9	17	0	4	21	5.3	10	0		
9/18 at	Pit-L	1	RB	10	64	6.4	20	0	0	0	-	-	0		
9/24	Ten-W			***reserve/injured***											
10/1	Bal-L			***reserve/injured***											
10/15	SF-W			***reserve/injured***											
10/22 at	Ind-W			***reserve/injured***											
10/29 at	Sea-L			***reserve/injured***											
11/5	Ari-W			***reserve/injured***											
11/12 at	Bal-W			***reserve/injured***											
11/19	Pit-W			***reserve/injured***											
11/26 at	Den-L			***reserve/injured***											
12/3	LAR-L			***reserve/injured***											
12/10	Jax-W			***reserve/injured***											
12/17	Chi-W			***reserve/injured***											
12/24 at	Hou-W			***reserve/injured***											
12/28	NYJ-W			***reserve/injured***											
1/7 at	Cin-L			***reserve/injured***											
2023 totals		2	2	28	170	6.1	20	0	4	21	5.3	10	0		
1/13 at	Hou-L			***reserve/injured***											

2022, CLEVELAND															
Date	Opp	GP	GS	RUSHING						RECEIVING					
				No	Yds	Avg	Lg	TD	No	Yds	Avg	Lg	TD		
9/11 at	Car-W	1	RB	22	141	6.4	25	0	1	2	2.0	2	0		
9/19	NYJ-L	1	RB	17	87	5.1	22	3	3	26	8.7	15	0		
9/22	Pit-W	1	RB	23	113	4.9	36	1	0	0	-	-	0		
10/2 at	Atl-L	1	RB	19	118	6.2	29t	1	2	9	4.5	9	0		
10/9	LAC-L	1	RB	17	134	7.9	41t	2	0	0	-	-	0		
10/16	NE-L	1	RB	12	56	4.7	18	0	1	14	14.0	14	0		
10/23 at	Bal-L	1	RB	16	91	5.7	22	1	2	16	8.0	14	0		
10/31	Cin-W	1	RB	23	101	4.4	21	2	1	3	3.0	3	0		
11/13 at	Mia-L	1	RB	11	63	5.7	33t	1	3	18	6.0	9	0		
11/20 at	Buf-L	1	RB	14	19	1.4	12	0	3	48	16.0	26	0		
11/27	TB-W	1	RB	26	116	4.5	28	1	1	16	16.0	16	0		
12/4 at	Hou-W	1	RB	17	80	4.7	21	0	0	0	-	-	0		
12/11 at	Cin-L	1	RB	14	34	2.4	13	0	3	20	6.7	12	0		
12/17	Bal-W	1	RB	21	99	4.7	18	0	0	0	-	-	0		
12/24	NO-L	1	RB	24	92	3.8	19	0	1	10	10.0	10	0		
1/1 at	Was-W	1	RB	14	104	7.4	35	0	1	12	12.0	12	0		
1/8 at	Pit-L	1	RB	12	77	6.4	15	0	5	45	9.0	19	1		
2022 totals		17	17	302	1,525	5.0	41t	12	27	239	8.9	26	1		

2021, CLEVELAND															
Date	Opp	GP	GS	RUSHING						RECEIVING					
				No	Yds	Avg	Lg	TD	No	Yds	Avg	Lg	TD		
9/12 at	KC-L	1	RB	15	83	5.5	18t	2	2	18	9.0	10	0		
9/19	Hou-W	1	RB	11	95	8.6	26t	1	1	3	3.0	3	0		
9/26	Chi-W	1	RB	22	84	3.8	14	0	0	0	-	-	0		
10/3 at	Min-W	1	RB	21	100	4.8	13	0	1	5	5.0	5	0		
10/10 at	LAC-L	1	RB	21	161	7.7	52t	1	1	9	9.0	9	0		
10/17	Ari-L			***inactive - calf***											
10/21	Den-W			***inactive - calf***											
10/31	Pit-L	1	RB	16	61	3.8	21	0	1	8	8.0	8	0		
11/7 at	Cin-W	1	RB	14	137	9.8	70t	2	2	26	13.0	23	0		
11/14 at	NE-L			***reserve/COVID-19***											
11/21	Det-W	1	RB	22	130	5.9	15	0	2	14	9	7.0	1		
11/28 at	Bal-L	1	RB	8	16	2.0	5	0	2	23	11.5	16	0		
12/12	Bal-W	1	RB	17	59	3.5	15	0	3	6	2.0	4	0		
12/20	LV-L	1	RB	23	91	4.0	24	1	1	2	2.0	2	0		
12/25 at	GB-L	1	RB	17	126	7.4	27	1	3	58	19.3	40	0		
1/3 at	Pit-L	1	RB	12	58	4.8	32	0	0	0	-	-	0		
1/9	Cin-W	1	RB	9	58	6.4	35	0	1	2	2.0	2	0		
2021 totals		14	14	228	1,259	5.5	70t	8	20	174	8.7	40	1		

CHUBB CONTINUED

2020, CLEVELAND

Date	Opp	GP	GS	RUSHING					RECEIVING				
				No	Yds	Avg	Lg	TD	No	Yds	Avg	Lg	TD
9/13 at	Bal-L	1	RB	10	60	6.0	29	0	1	6	6.0	6	0
9/17	Cin-W	1	RB	22	124	5.6	26	2	1	9	9.0	9	0
9/27	Was-W	1	RB	19	108	5.7	25	2	1	2	2.0	2	0
10/4 at	Dal-W	1	RB	6	43	7.2	21	0	0	0	-	-	0
10/11	Ind-W												
10/18 at	Pit-L												
10/25 at	Cin-W												
11/1	Lv-L												
11/15	Hou-W	1	RB	19	126	6.6	59	1	0	0	-	-	0
11/22	Phi-W	1	RB	20	114	5.7	54	0	0	0	-	-	0
11/29 at	Jax-W	1	RB	19	144	7.6	29	1	3	32	10.7	14	0
12/6 at	Ten-W	1	RB	18	80	4.4	29	1	1	26	26.0	26	0
12/14	Bal-L	1	RB	17	82	4.8	14t	2	2	21	10.5	12	0
12/20 at	NYG-W	1	RB	15	50	3.3	15	1	2	16	8.0	8	0
12/27 at	NYJ-L	1	RB	11	28	2.5	16	1	5	38	7.6	15	0
1/3	Pit-W	1	RB	14	108	7.7	47t	1	0	0	-	-	0
2020 totals		12	12	190	1,067	5.6	59	12	16	150	9.4	26	0

1-AFC Wild Card Round

2-AFC Divisional Round

2019, CLEVELAND

Date	Opp	GP	GS	RUSHING					RECEIVING				
				No	Yds	Avg	Lg	TD	No	Yds	Avg	Lg	TD
9/8	Ten-L	1	RB	17	75	4.4	15	0	3	10	3.3	7	0
9/16 at	NYJ-W	1	RB	18	62	3.4	19t	1	4	36	9.0	13	0
9/22	LAR-L	1	RB	23	96	4.2	13	0	4	35	8.8	30	0
9/29 at	Bal-W	1	RB	20	165	8.3	88t	3	3	18	6.0	10	0
10/7 at	SF-L	1	RB	16	87	5.4	37	0	1	12	12.0	12	0
10/13	Sea-L	1	RB	20	122	6.1	52	2	5	17	3.4	6	0
10/27 at	NE-L	1	RB	20	131	6.6	44	0	1	7	7.0	7	0
11/3 at	Den-L	1	RB	20	65	3.3	11	0	4	26	6.5	11	0
11/10	Buf-W	1	RB	20	116	5.8	24	0	2	5	2.5	4	0
11/14	Pit-W	1	RB	27	92	3.4	12	0	0	0	-	-	0
11/24	Mia-W	1	RB	21	106	5.0	17	1	3	58	19.3	32	0
12/1 at	Pit-L	1	RB	16	58	3.6	12	0	1	21	21.0	21	0
12/8	Cin-W	1	RB	15	106	7.1	57	0	1	11	11.0	11	0
12/15 at	Ar-L	1	RB	17	127	7.5	33t	1	3	21	7.0	17	0
12/22	Bal-L	1	RB	15	45	3.0	12	0	0	0	-	-	0
12/29 at	Cin-L	1	RB	13	41	3.2	8	0	1	1	1.0	1	0
2019 totals		16	16	298	1,494	5.0	88t	8	36	278	7.7	32	0

2018, CLEVELAND


Date	Opp	GP	GS	RUSHING					RECEIVING				
				No	Yds	Avg	Lg	TD	No	Yds	Avg	Lg	TD
9/9	Pit-T	1		3	21	7.0	17	0	0	0	-	-	0
9/16 at	NO-L	1		2	14	7.0	8	0	0	0	-	-	0
9/20	NYJ-W	1		2	6	3.0	6	0	0	0	-	-	0
9/30 at	Oak-L	1		3	105	35.0	63t	2	0	0	-	-	0
10/7	Bal-W	1		3	2	0.7	2	0	0	0	-	-	0
10/14	LAC-L	1		3	25	8.3	19	0	0	0	-	-	0
10/21 at	TB-L	1	RB	18	80	4.4	21	1	0	0	-	-	0
10/28 at	Pit-L	1		18	65	3.6	20	0	2	10	5.0	8	0
11/4	KC-L	1	RB	22	85	3.9	17	1	1	5	5.0	5	0
11/11	Atl-W	1	RB	20	176	8.8	92t	1	3	33	11.0	13t	1
11/25 at	Cin-W	1	RB	28	84	3.0	27	1	3	44	14.7	23	1
12/2 at	Hou-L	1	RB	9	31	3.4	11	1	3	41	13.7	24	0
12/9	Car-W	1	RB	13	66	5.1	29	1	4	17	4.3	8	0
12/15 at	Den-W	1	RB	20	100	5.0	40	0	0	0	-	-	0
12/23	Cin-W	1	RB	19	112	5.9	22	0	2	3	1.5	2	0
12/30 at	Bal-L	1	RB	9	24	2.7	13	0	2	-4	-2.0	-2	0
2018 totals		16	9	192	996	5.2	92t	8	20	149	7.5	24	2

CHUBBTOWN

RB Nick Chubb's grandfather, Henry Chubb, great aunt and uncles, and other free blacks from North Carolina journeyed to Georgia and settled near a creek in the northwest corner of the state sometime between 1850 and 1864, that they will later call, Chubbtown. The town was founded as a colony of free African-Americans in 1864 and the settlement grew to include a church, school, post office, meeting hall and a lodge. It also had businesses such as a saw mill, cotton gin, wagon company, blacksmith, grist mill, syrup mill and several farms, all owned and operated by the Chubb family.



78 | JACK CONKLIN



POSITION TACKLE | HEIGHT 6-6 | WEIGHT 308 | SCHOOL MICHIGAN STATE
BORN 8/17/1994 | ACQUIRED UFA (TEN.)-'20 | EXPERIENCE 9TH

CAREER TRANSACTIONS

Originally drafted by the Tennessee Titans in the first round (8th overall) of the 2016 NFL Draft...Signed by the Cleveland Browns as an unrestricted free agent on March 18, 2020.

AWARDS/HONORS

- Two-time first team Associated Press All-Pro (2016 and 2020).
- Selected to 2020 PFWA All-NFL team.
- 2022 Browns Ed Block Courage Award winner.

KEY NOTES

- Signed four-year contract extension with Browns in 2022 that runs through the 2026 season.
- Opened holes for some of the top running backs in the NFL including Titans RB Derrick Henry, who led the NFL with 1,540 rushing yards in 2019 and RB Nick Chubb, who finished second in the NFL in rushing yards with 1,259 in 2021 and third in the NFL with 1,525 in 2022.
- Sustained a knee injury during the 2023 season opener and missed the remainder of the season.
- Helped the Browns lead the NFL in rushing average in 2021 with a 5.09 mark, the highest average by a Browns team since 1966.
- Paved the way for the Browns to finish third in the NFL in rush yards (2,374) and fifth in yards per carry (4.80 avg.) in 2020. Helped the Browns record four games with at least 200 rushing yards, the most in a season since 1978.
- Helped Chubb (1,067) and RB Kareem Hunt (841) become the only pair of teammates to each record 840-plus rushing yards in 2020, highlighted in a win against Houston on Nov. 15, when Chubb (126) and Hunt (104) became the first Browns to each record 100 yards rushing in the same game since 1966.
- Helped the Titans rank among the NFL leaders in multiple rushing categories from 2016-19, including rushing touchdowns (70, tied for third), rushing yards (8,266, fourth) and rushing average (4.55, fifth).
- Paved the way for Henry to set a Titans franchise record with 264 rushing yards against Jacksonville on Dec. 6, 2018.
- After not receiving a single Division I scholarship offer, began collegiate career as a preferred walk-on at Michigan State in 2012.

PERSONAL

- Married, Caitlyn, with a daughter, Riley, and two sons, Cash and Crew.
- Attended Plainwell High School in Plainwell, Mich.
- Father, Darren, was a walk-on at Michigan and also was Jack's high school football coach.
- Mother, Jennifer, was an All-American swimmer at Michigan.
- Grandfather, Ron Jackson, was a professional baseball player. He played first base for the Chicago White Sox and Boston Red Sox.
- Majored in interdisciplinary studies of the social sciences at Michigan State.

BEYOND FOOTBALL

- Involved with a pediatric cancer organization called DC Strong, founded by his childhood friend Dustin Colyer, who overcame Wilms' tumor kidney cancer.

CONKLIN'S CAREER STATISTICS


Year	Team	GP	GS
2016	Ten	16	16
2017	Ten	16	16
2018	Ten	9	9
2019	Ten	16	16
2020	Cle	15	15
2021	Cle	7	7
2022	Cle	14	14
2023	Cle	1	1
NFL totals		94	94

PLAYOFFS			
Year	Team	GP	GS
2017	Ten	2	2
2019	Ten	3	3
2020	Cle	2	2
2023	Cle		
NFL totals		7	7

CAREER MILESTONES: NFL debut: vs. Min., 9/11/16. First NFL start: vs. Min., 9/11/16.



2 | AMARI COOPER



POSITION WIDE RECEIVER | HEIGHT 6-1 | WEIGHT 211 | SCHOOL ALABAMA
BORN 6/17/1994 | ACQUIRED TR. (DAL.)-'22 | EXPERIENCE 10TH



CAREER TRANSACTIONS

Originally drafted by the Oakland Raiders in the first round (4th overall) of the 2015 NFL Draft...Traded to the Dallas Cowboys for 2019 first-round pick on Oct. 22, 2018...Traded to the Cleveland Browns along with 2022 sixth-round draft pick for 2022 fifth and sixth round picks on March 16, 2022.

AWARDS/HONORS

- Selected to five Pro Bowls (2015-16, 2018-19, 2023).
- Named NFC Offensive Player of the Week for Week 12 and Week 14 in 2018.
- Named AFC Offensive Player of the Week for Week 7 in 2017 and Week 16 in 2023.
- Named to PFWA's 2015 NFL All-Rookie team.

KEY NOTES

- One of four NFL players with at least five touchdown receptions in each of his first nine seasons, joining Marvin Harrison, Don Hutson and Marques Colston.
- One of six NFL receivers (Davante Adams, Stefon Diggs, Mike Evans, DeAndre Hopkins, Tyreek Hill) to record at least 9,000 receiving yards and 60 receiving touchdowns since 2015.
- Surpassed the 1,000-yard receiving benchmark seven times in his career, including 2022-23 to become the first Browns player to record back-to-back 1,000-yard receiving seasons.
- Set Browns franchise record and career-high with 265 receiving yards on 11 receptions with two touchdowns at Hou. on Dec. 24, 2023. Became the fourth player in NFL history with three career games with at least 200 receiving yards and two touchdown receptions, joining Don Hutson (four games), Charlie Hennigan (three) and Tyreek Hill (three).
- Finished third in team history with 1,250 receiving yards in 2023, while adding 72 receptions and five touchdowns.
- Led the Browns in receiving yards (1,160), receptions (78) and receiving touchdowns (nine) in 2022. His nine receiving scores marked a career-high and the most by a Brown since TE Gary Barnidge recorded nine in 2015 and the most by a Browns WR since Josh Gordon had nine in 2013. His 1,160 receiving yards were the fifth-most by a Brown in a season.

- Led or tied for the team lead in touchdown receptions during all four seasons (2018-21) on the Cowboys.
- Set a career high with 13 receptions at Tampa Bay on Sept. 9, 2021.
- Eclipsed 200 receiving yards in a game four times, most recently with 226 against Houston on Dec. 24, 2023.
- Became the third player in NFL history to record 1,000 receiving yards and at least 70 receptions in each of his first two NFL seasons.
- Set Raiders rookie records for receptions (77) and receiving yards (1,070), while leading all NFL rookies in both categories in 2015.
- Won the 2014 Biletnikoff Award for the most outstanding receiver in college football.
- Helped Alabama capture the 2012 BSC Championship and set school career records for receptions (228), receiving yards (3,463) and receiving touchdowns (31), despite only playing three seasons.

PERSONAL

- Native of Miami, Fla., and attended Miami Northwestern High School. Teammates with Teddy Bridgewater.
- Graduated high school early to enroll at Alabama.

BEYOND FOOTBALL

- Avid chess player, learning the game while in elementary school and began playing routinely once in the NFL. He played in Chess.com's BlitzChamps in 2022, a rapid tournament for NFL players and came in second place behind CB Chidobe Awuzie.
- Participated in several school and hospital visits.
- Created his own clothing brand named "Route Runner."

COOPER'S CAREER STATISTICS

Year	Team	GP	GS	RECEIVING				TD	RUSHING				TD
				No	Yds	Avg	Lg		Att	Yds	Avg	Lg	
2015	Oak	16	15	72	1,070	14.9	68t	6	3	-3	-1.0	2	0
2016	Oak	16	14	83	1,153	13.9	64t	5	1	0	-	-	0
2017	Oak	14	12	48	680	14.2	87t	7	1	4	4.0	4	0
2018	Oak	6	6	22	280	12.7	36t	1	1	9	9.0	9	0
2018	Dal	9	9	53	725	13.7	90t	6	1	11	11.0	11	0
2019	Dal	16	16	79	1,189	15.1	53t	8	1	6	6.0	6	0
2020	Dal	16	15	92	1,114	12.1	69	5	6	14	2.3	10	0
2021	Dal	15	14	68	865	12.7	41	8	0	0	-	-	0
2022	Cle	17	17	78	1,160	14.9	55	9	0	0	-	-	0
2023	Cle	15	15	72	1,250	17.4	75t	5	0	0	-	-	0
NFL totals		140	138	667	9,486	14.2	90t	60	14	41	2.9	11	0

Year	Team	No	Yds	KICKOFF RETURNS			TD	No	PUNT RETURNS			TD
				Yds	Avg	Lg			FC	Yds	Avg	
2015	Oak	16	15	0	0	0	0	8	41	5.1	18	0
NFL totals		108	101	0	0	0	0	8	41	5.1	18	0

PLAYOFFS



16 | JAELO DARDEN



POSITION WIDE RECEIVER | HEIGHT 5-8 | WEIGHT 175 | SCHOOL NORTH TEXAS
BORN 1/14/1999 | ACQUIRED FA-'24 | EXPERIENCE 3RD

CAREER TRANSACTIONS

Selected by the Tampa Bay Buccaneers in the fourth round (129th overall) of the 2021 NFL Draft...Waived by the Buccaneers on Dec. 6, 2022...Claimed via waivers by the Cleveland Browns on Dec. 7, 2022... Waived by Browns on Aug. 29, 2023...Signed to Browns' practice squad on Aug. 30, 2023...Signed by the Browns to a reserve/futures contract on Jan. 15, 2024.

KEY NOTES

- Appeared in one game for the Browns in 2023, handling punt and kickoff duties.
- Appeared in two games for the Browns in 2022, returning two punts for 15 yards.
- Totaled 71 returns (50 KR, 21 PR) for 913 yards (426 KR, 487 PR) with Tampa Bay from 2021-22.
- Amassed 230 catches for 2,782 yards and 38 touchdowns in 48 games (26 starts) at North Texas, and earned All-American status in his senior year.

PERSONAL

- Native of Houston, Texas and attended Eisenhower High School.
- Played quarterback in high school.

DARDEN'S CAREER STATISTICS

Year	Team	RECEIVING							RUSHING				
		GP	GS	No	Yds	Avg	LG	TD	Att	Yds	Avg	Lg	TD
2021	TB	9	0	6	43	7.2	29	0	1	11	11.0	11	0
2022	TB	12	0	2	26	13.0	25	0	1	2	2.0	2	0
2022	Cle	2	0	0	0	-	0	0	0	0	-	0	0
2022 totals		14	0	2	26	13.0	25	0	1	2	2.0	2	0
2023	Cle	1	0	0	0	-	0	0	0	0	-	0	0
NFL totals		24	0	8	69	8.6	29	0	2	13	6.5	11	0

Year	Team	KICKOFF RETURNS					PUNT RETURNS					
		No	Yds	Avg	Lg	TD	No	FC	Yds	Avg	Lg	TD
2021	TB	18	359	19.9	34	0	19	5	142	7.5	43	0
2022	TB	3	67	22.3	25	0	31	18	330	10.6	24	0
2022	Cle	0	0	-	0	0	2	1	15	7.5	10	0
2022 totals		3	67	22.3	25	0	33	19	345	10.5	24	0
2023	Cle	2	42	21.0	23	0	4	1	39	9.8	11	0
NFL totals		23	468	20.3	34	0	56	25	526	9.4	43	0

PLAYOFFS

Year	Team	RECEIVING							RUSHING				
		GP	GS	No	Yds	Avg	LG	TD	Att	Yds	Avg	Lg	TD
2021	TB	2	0	0	0	-	-	0	0	0	-	-	0
2023	Cle	0	0	0	0	-	-	0	0	0	-	-	0
NFL totals		2	0	0	0	-	-	0	0	0	-	-	0

Year	Team	KICKOFF RETURNS					PUNT RETURNS					
		No	Yds	Avg	Lg	TD	No	FC	Yds	Avg	Lg	TD
2021	TB	5	78	15.6	24	0	5	1	18	3.6	8	0

ADDITIONAL STATISTICS: Multiple-TD games - None. Special teams tackles - None. Misc. tackles - None. FUMBLES - 9 (2 lost).

CAREER MILESTONES: RECEIVING: Receptions - 3, at NO, 10/31/21. Yards - 29, at Was., 11/14/21. TDs - None. NFL debut: at LAR, 9/26/21. First NFL start: None. First NFL reception: at LAR, 9/26/21 (1 yard, T. Brady).

DARDEN'S GAME-BY-GAME STATISTICS

2023, CLEVELAND									
Date	Opp	GP	GS	No	Yds	Avg	Lg	TD	
9/10	Cin-W			***practice squad***					
9/18	at Pit-L			***practice squad***					
9/24	Ten-W			***practice squad***					
10/1	Bal-L			***practice squad***					
10/15	SF-W	1		0	0	-	-		0
10/22	at Ind-W			***practice squad***					
10/29	at Sea-L			***practice squad***					
11/5	Ari-W			***practice squad***					
11/12	at Bal-W			***practice squad***					
11/19	Pit-W			***practice squad***					
11/26	at Den-L			***practice squad***					
12/3	at LAR-L			***practice squad***					
12/10	Jax-W			***practice squad***					
12/17	Chi-W			***practice squad***					
12/24	at Hou-W			***practice squad***					
12/29	NYJ-W			***practice squad***					
1/7	at Cin-L			***practice squad***					
2023 totals		1	0	0	0	-	-		0
1/13	at Hou-L	0		0	0	-	-		0
1-AFC Wild Card Round									

2022, TAMPA BAY									
Date	Opp	GP	GS	No	Yds	Avg	Lg	TD	
9/11	at Dal-W	1		0	0	-	-		0
9/18	at NO-W	1		0	0	-	-		0
9/26	GB-L	1		1	25	25.0	25		0
10/2	KC-L	1		0	0	-	-		0
10/9	Att-W	1		0	0	-	-		0
10/16	at Pit-L	1		0	0	-	-		0
10/23	at Car-L	1		1	1	1.0	1		0
10/27	Bal-L	1		0	0	-	-		0
11/6	LAR-W	1		0	0	-	-		0
11/13	Sea-W	1		0	0	-	-		0
11/27	at Cle-L	1		0	0	-	-		0
12/5	NO-W	1		0	0	-	-		0

2022, CLEVELAND									
Date	Opp	GP	GS	No	Yds	Avg	Lg	TD	
12/11	at Cin-L			***inactive - coach's decision***					
12/17	Bal-W			***inactive - coach's decision***					
12/24	NO-L			***inactive - coach's decision***					
1/1	at Was-W	1		0	0	-	-		0
1/8	at Pit-L	1		0	0	-	-		0
2023 totals		14	0	2	26	13.0	25		0

2021, TAMPA BAY									
Date	Opp	GP	GS	No	Yds	Avg	Lg	TD	
9/9	Dal-W			***inactive - coach's decision***					
9/19	Att-W			***inactive - coach's decision***					
9/26	at LAR-L	1		1	1	1.0	1		0
10/3	at NE-W			***inactive - coach's decision***					
10/10	Mia-W			***inactive - coach's decision***					
10/14	at Phi-W			***inactive - coach's decision***					
10/24	Chi-W	1		0	0	-	-		0
10/31	at NO-L	1		3	11	3.7	8		0
11/14	at Was-L	1		1	29	29.0	29		0
11/22	NYG-W	1		1	3	3.0	3		0
11/29	at Ind-W	1		0	0	-	-		0
12/5	at Att-W			***inactive - concussion***					
12/12	Buf-W	1		0	0	-	-		0
12/19	NO-L	1		0	0	-	-		0
12/26	at Car-W			***reserve/non-football injury (COVID-19)***					
1/2	at NYJ-W			***reserve/non-football injury (COVID-19)***					
1/9	Car-W	1		0	0	-	-		0
2021 totals		8	0	6	43	7.2	29		0
1/16	Phi-W	1		0	0	-	-		0
1/23	LAR-L	1		0	0	-	-		0
1- NFC Wild Card Round									
2- NFC Divisional Round									

COMMUNITY

STAFF

PLAYERS

2023 SEASON


HISTORY

RECORDS

GAME DAY



50 | WYATT DAVIS



POSITION GUARD | HEIGHT 6-4 | WEIGHT 315 | SCHOOL OHIO STATE
BORN 2/17/1999 | ACQUIRED FA-'24 | EXPERIENCE 4TH

CAREER TRANSACTIONS

Originally drafted by the Minnesota Vikings in the third round (86th overall) of the 2021 NFL Draft... Waived by the Vikings on Aug. 30, 2022... Signed to the New York Giants' practice squad on Sept. 1, 2022... Signed by the New Orleans Saints on Sept. 8, 2022... Released by the Saints on Nov. 8, 2022... Acquired via waivers by the Arizona Cardinals on Nov. 9, 2022... Waived by the Cardinals on Dec. 27, 2022... Acquired via waivers by the Giants on Dec. 28, 2022... Signed as by the Cleveland Browns on June 7, 2024.

KEY NOTES

- Appeared in nine games for the Vikings (2021), Saints (2022), Cardinals (2022) and the Giants (2022-23).
- Missed the 2023 season due to injury.

PERSONAL

- Native of Bellflower, Calif. and attended St. John Bosco High School, leading the team to a 13-2 season and the Division I CIF championship in 2017.
- Grandfather is NFL Hall of Fame defensive end for the Green Bay Packers, Willie Davis.
- Majored in communications at Ohio State.

DAVIS' CAREER STATISTICS


Year	Team	GP	GS
2021	Min	6	0
2022	NO	1	0
	Ari	1	0
	NYG	1	0
2023	NYG	0	0
NFL totals		9	0

PLAYOFFS			
Year	Team	GP	GS
2022	NYG	0	0
NFL totals		0	0

CAREER MILESTONES: NFL debut: at Cin., 9/12/21. First NFL start: N/A.



9 | GRANT DELPIT



POSITION SAFETY | HEIGHT 6-3 | WEIGHT 208 | SCHOOL LOUISIANA STATE
BORN 9/20/1998 | ACQUIRED D2-'20 | EXPERIENCE 5TH

CAREER TRANSACTIONS

Originally drafted by the Cleveland Browns in the second round (44th overall) of the 2020 NFL Draft.

AWARDS/HONORS

- Browns 2021 Ed Block Courage Award.

KEY NOTES

- Inked three-year contract extension in December 2023.
- Helped Browns defense lead the NFL in total yards allowed and passing yards allowed in 2023.
- Suffered groin injury in Week 14 in 2023 and missed the rest of the season. Prior to injury was leading the team with 77 tackles, while adding one interception, 1.5 sacks, three passes defended, one forced fumble and one fumble recovery.
- One of three NFL players in 2022 to amass 100 total tackles and at least four interceptions. Became fourth Browns player since 1950 to reach those marks (S Eric Turner in 1993 and 1994, S Sean Jones in 2006 and LB Joe Schobert in 2019).
- Recorded first career multiple interception game with two at Washington on Jan. 1, 2023.
- In NFL debut, logged six tackles and sack-fumble on the Texans' final drive of the game against Houston on Sept. 19, 2021.
- Recorded first career interception at Baltimore on Dec. 12, 2021.
- Spent the entire 2020 season on the Browns' injured reserve list after suffering an Achilles injury during training camp.
- 2019 Thorpe Award winner for the nation's top defensive back, becoming just the third LSU Tiger to win the award.

PERSONAL

- Native of Houston, Texas and prepped at IMG Academy in Bradenton, Fla., after transferring from Lamar High School in Houston.
- Majored in sports administration. Went back to school and graduated August 2023.
- Lived in New Orleans, La. until Hurricane Katrina displaced his family in 2005 when they moved to Houston where they still reside.

BEYOND FOOTBALL

- Rewarded 30 kids from the Ohio Elite Seminoles youth football program in September 2021 with free prizes and toys of their choosing in partnership with Meijer for their excellence in school attendance.
- After a rare ice storm hit Texas in February 2021, donated \$10,000 toward house repairs for Jesecia Johnson. Johnson, a mother of two, had flood damage throughout her house. Made several visits to the house to make sure the family had everything they needed.
- Hosted a Toy Drive in 2023 with participants from the Cuyahoga County Housing Authority.

DELPIT'S CAREER STATISTICS

Year	Team	GP	TACKLES					INTERCEPTIONS					FUMBLES				
			GS	Tot	Solo	Asst	Sk	Yds	No	Yds	Lg	TD	PD	FF	FR	Yds	
2020	Cle	0	0	0	0	0	0.0	0.0	0	-	0	0	0	0	0	0	0
2021	Cle	15	7	61	42	19	1.0	7.0	1	5	5	0	3	1	0	0	
2022	Cle	17	16	101	68	33	0.0	0.0	4	36	40	0	10	0	0	0	
2023	Cle	13	13	77	61	16	1.5	14.5	1	0	0	0	3	0	1	14	
NFL totals		45	36	239	171	68	2.5	21.5	6	41	40	0	16	1	1	14	

PLAYOFFS

Year	Team	GP	GS	TACKLES					INTERCEPTIONS					FUMBLES				
				Tot	Solo	Asst	Sk	Yds	No	Yds	Lg	TD	PD	FF	FR	Yds		
2023	Cle	0	0	0	0	0	0.0	0.0	0	0	-	0	0	0	0	0		

ADDITIONAL STATISTICS: Career interceptions - Carson Wentz (2), Andy Dalton (1), Lamar Jackson (1), Baker Mayfield (1), Kenny Pickett (1). Special teams tackles - 5 in 2021; 3 in 2022; 2 in 2023; NFL totals: 10.

SINGLE-GAME HIGHS & CAREER MILESTONES: TACKLES - 11, twice: vs. Bal., 12/12/21; at Pit., 1/3/22. Solo - 11, vs. Bal., 12/12/21. INTERCEPTIONS: 2, at Was., 1/1/23. Long - 5, at Bal., 11/28/21. TDs - N/A. FUMBLES: Forced - 1, vs. Hou., 9/19/21. Recovered - 1 at Pit. (9/18). Passes defended: twice, at Atl., 10/2/22; 2, at Was., 1/1/23. Sacks - 1.0, vs. Hou., 9/19/21. NFL debut: vs. Hou., 9/19/21. First NFL start: vs. Chi., 9/26/21.

DELPIT'S GAME-BY-GAME STATISTICS

2023, CLEVELAND		Opp	GP	GS	TACKLES					INTERCEPTIONS					FUMBLES				
Date					Tot	So	As	Sk	Yd	Int	Yd	Lg	TD	PD	FF	FR			
9/10		Cin-W	1	S	8	7	1	0.0	0.0	0	0	-	0	1	0	0			
9/18	at	Pit-L	1	S	6	4	2	0.0	0.0	1	0	0	0	1	0	1			
9/24		Ten-W	1	S	2	2	0	0.0	0.0	0	0	-	0	0	0	0			
10/1		Bal-L	1	S	5	3	2	0.0	0.0	0	0	-	0	0	0	0			
10/15		SF-W	1	S	6	5	1	0.0	0.0	0	0	-	0	0	0	0			
10/22	at	Ind-W	1	S	10	7	3	0.0	0.0	0	0	-	0	0	0	0			
10/29	at	Sea-L	1	S	6	5	1	0.0	0.0	0	0	-	0	0	0	0			
11/5		Ari-W	1	S	10	8	2	0.5	1.5	0	0	-	0	0	0	0			
11/12	at	Bal-W	1	S	5	4	1	0.0	0.0	0	0	0	0	1	0	0			
11/19		Pit-W	1	S	6	6	0	0.0	0.0	0	0	-	0	0	0	0			
11/26	at	Den-L	1	S	4	3	1	0.0	0.0	0	0	-	0	0	0	0			
12/3	at	LAR-L	1	S	4	3	1	0.0	0.0	0	0	-	0	0	0	0			
12/10		Jax-W	1	S	5	4	1	1.0	13.0	0	0	-	0	0	0	0			
12/17		Chi-W																	
12/24	at	Hou-W																	
12/28		NYJ-W																	
1/7	at	Cin-L																	
2023 totals			13	13	77	61	16	1.5	14.5	1	0	0	0	3	0	1			
1/13	at	Hou-L																	
1-AFC Wild Card Round																			

2022, CLEVELAND

Date	Opp	GP	TACKLES				INTERCEPTIONS				FUMBLES				
			GS	Tot	So	As	Sk	Yd	Int	Yd	Lg	TD	PD	FF	FR
9/11 at	Car-W	1	SS	3	2	1	0.0	0.0	1	-4	-4	0	1	0	0
9/18	NYJ-L	1	SS	6	5	1	0.0	0.0	0	0	-	0	0	0	0
9/22	Pit-W	1	SS	6	4	2	0.0	0.0	0	0	-	0	0	0	0
10/2 at	Atl-L	1	SS	4	4	0	0.0	0.0	0	0	-	0	2	0	0
10/9	LAC-L	1	SS	8	5	3	0.0	0.0	0	0	-	0	0	0	0
10/16	NE-L	1	SS	7	5	2	0.0	0.0	0	0	-	0	1	0	0
10/23 at	Bal-L	1	SS	7	4	.3	0.0	0.0	0	0	-	0	1	0	0
10/31	Cin-W	1	SS	4	2	2	0.0	0.0	0	0	-	0	0	0	0
11/13 at	Mia-L	1		10	6	4	0.0	0.0	0	0	-	0	0	0	0
11/20 at	Buf-L	1	SS	6	4	2	0.0	0.0	0	0	-	0	0	0	0
11/27	TB-W	1	SS	6	4	2	0.0	0.0	0	0	-	0	1	0	0
12/4 at	Hou-W	1	SS	4	1	3	0.0	0.0	0	0	-	0	1	0	0
12/11 at	Cin-L	1	SS	4	4	0	0.0	0.0	0	0	-	0	0	0	0
12/18	Bal-W	1	SS	9	8	1	0.0	0.0	0	0	-	0	0	0	0
12/24	NO-L	1	SS	8	5	3	0.0	0.0	1	40	40	0	1	0	0
1/1 at	Was-W	1	SS	7	4	3	0.0	0.0	2	0	-	0	2	0	0
1/8 at	Pit-L	1	SS	2	1	1	0.0	0.0	0	0	-	0	0	0	0
2022 totals		17	16	101	68	33	0.0	0.0	4	36	40	0	10	0	0

2021, CLEVELAND

Date	Opp	GP	TACKLES				INTERCEPTIONS				FUMBLES				
			GS	Tot	So	As	Sk	Yd	Int	Yd	Lg	TD	PD	FF	FR
9/12 at	KC-L														
9/19	Hou-W	1		6	3	3	1.0	7.0	0	0	-	0	0	1	0
9/26	Chi-W	1	DB	1	0	1	0.0	0.0	0	0	-	0	0	0	0
10/3 at	Min-W	1		2	0	2	0.0	0.0	0	0	-	0	0	0	0
10/10 at	LAC-L	1		0	0	0	0.0	0.0	0	0	-	0	0	0	0
10/17	Ari-L	1		1	1	0	0.0	0.0	0	0	-	0	0	0	0
10/21	Den-W	1		0	0	0	0.0	0.0	0	0	-	0	1	0	0
10/31	Pit-L	1		5	4	1	0.0	0.0	0	0	-	0	0	0	0
11/7 at	Cin-W	1		3	3	0	0.0	0.0	0	0	-	0	1	0	0
11/14 at	NE-L	1		5	4	1	0.0	0.0	0	0	-	0	0	0	0
11/21	Det-W	1	SS	5	2	3	0.0	0.0	0	0	-	0	0	0	0
11/28 at	Bal-L	1	DB	2	1	1	0.0	0.0	1	5	5	0	1	0	0
12/12	Bal-W	1	SS	11	11	0	0.0	0.0	0	0	-	0	0	0	0
12/20	LV-L														
12/25 at	GB-L	1	SS	6	4	2	0.0	0.0	0	0	-	0	0	0	0
1/3 at	Pit-L	1	SS	11	7	4	0.0	0.0	0	0	-	0	0	0	0
1/9	Cin-W	1	SS	3	2	1	0.0	0.0	0	0	-	0	0	0	0
2021 totals		15	7	61	42	19	1.0	7.0	1	5	5	0	3	1	0

LARGEST COMEBACKS IN BROWNS HISTORY

Trailing 28-3 late in the second quarter at Tennessee (Oct. 5, 2014), the Browns scored 26 unanswered points for a 29-28 win. The 25-point comeback was the largest by a road team in NFL history and tied for the third largest all-time.

Largest Comebacks in NFL History

Date	Game	Lead	Final Score
Dec. 12, 2022	Minnesota vs. Indianapolis	33	39-36
Dec. 7, 1980	San Francisco vs. New Orleans	28	38-35
Sept. 21, 1997	Buffalo vs. Indianapolis	26	37-35
Feb. 5, 2017	New England vs. Atlanta	25	34-28
Oct. 5, 2014	Cleveland at Tennessee	25	29-28
Nov. 8, 1987	St. Louis vs. Tampa Bay	25	31-28

Largest Comebacks in Browns History

Date	Game	Lead	Final Score
Oct. 5, 2014	Cleveland at Tennessee	25	29-28
Dec. 4, 1966	Cleveland vs. N.Y. Giants	20	49-40
Oct. 1, 2006	Cleveland at Oakland	18	24-21
Oct. 27, 2002	Cleveland at N.Y. Jets	18	24-21



43 | MOHAMOUD DIABATE



POSITION LINEBACKER | HEIGHT 6-4 | WEIGHT 224 | SCHOOL UTAH
 BORN 5/18/2001 | ACQUIRED FA'23 | EXPERIENCE 2ND

CAREER TRANSACTIONS

Originally signed by the Cleveland Browns as an undrafted free agent on May 12, 2023.

KEY NOTES

- Appeared in 16 games with one start for the Browns in 2023, recording two tackles and one fumble recovery.
- One of two undrafted (S Ronnie Hickman) free agents to make Cleveland's initial 53-man roster.
- Spent three seasons at the University of Florida before transferring his senior season to Utah.
- In senior season at Utah, started 12 games at linebacker, recording 58 total tackles and 5.0 sacks.

PERSONAL

- Name pronounced mah-MOOD dee-ah-BAH-tay.
- Native of Auburn, Ala. and attended Auburn High School.

DIABATE'S CAREER STATISTICS

Year	Team	GP	GS	TACKLES				INTERCEPTIONS				FUMBLES				
				Tot	Solo	Asst	Sk	Yds	No	Yds	Lg	TD	PD	FF	FR	Yds
2023	Cle	16	1	2	0	2	0.0	0.0	0	0	-	0	0	0	1	0
NFL totals		16	1	2	0	2	0.0	0.0	0	0	-	0	0	0	1	0

PLAYOFFS

Year	Team	GP	GS	TACKLES				INTERCEPTIONS				FUMBLES				
				Tot	Solo	Asst	Sk	Yds	No	Yds	Lg	TD	PD	FF	FR	Yds
2023	Cle	1	0	0	0	0	0.0	0.0	0	0	-	0	0	0	0	0

ADDITIONAL STATISTICS: Special teams tackles 6 in 2023.

DIABATE'S GAME-BY-GAME STATISTICS

2023, CLEVELAND		Opp	GP	GS	TACKLES				INTERCEPTIONS				FUMBLES			
Date					Tot	So	As	Sk	Yd	Int	Yd	Lg	TD	PD	FF	FR
9/10		Cin-W	1		0	0	0	0.0	0.0	0	0	-	0	0	0	
9/18	at	Pit-L	1		0	0	0	0.0	0.0	0	0	-	0	0	0	
9/24		Ten-W	1		0	0	0	0.0	0.0	0	0	-	0	0	0	
10/1		Ba-L	1		0	0	0	0.0	0.0	0	0	-	0	0	0	
10/15		SF-W	1		0	0	0	0.0	0.0	0	0	-	0	0	0	
10/22	at	Ind-W	1		0	0	0	0.0	0.0	0	0	-	0	0	0	
10/29	at	Sea-L	1		0	0	0	0.0	0.0	0	0	-	0	0	0	
11/5		Ari-W	1		1	0	1	0.0	0.0	0	0	-	0	0	0	
11/12	at	Ba-W	1		0	0	0	0.0	0.0	0	0	-	0	0	0	
11/19		Pit-W	1		0	0	0	0.0	0.0	0	0	-	0	0	0	
11/26	at	Den-L	1		0	0	0	0.0	0.0	0	0	-	0	0	0	
12/3	at	LAR-L	1		0	0	0	0.0	0.0	0	0	-	0	0	0	
12/10		Jax-W						***inactive**								
12/17		Chi-W	1		0	0	0	0.0	0.0	0	0	-	0	0	1	
12/24	at	Hou-W	1		0	0	0	0.0	0.0	0	0	-	0	0	0	
12/28		NVJ-W	1		0	0	0	0.0	0.0	0	0	-	0	0	0	
1/7	at	Cin-L	1	LB	1	0	1	0.0	0.0	0	0	-	0	0	0	
2023 totals		16	1	2	0	2	0.0	0.0	0	0	-	0	0	0	1	
1/13	at	Hou-L1	0		0	0	0	0.0	0.0	0	0	-	0	0	0	

1-AFC Wild Card Round



68 | MICHAEL DUNN



POSITION GUARD | HEIGHT 6-5 | WEIGHT 315 | SCHOOL MARYLAND
BORN 8/28/1994 | ACQUIRED FA-'23 | EXPERIENCE 5TH

CAREER TRANSACTIONS

Signed by the Los Angeles Rams as an undrafted free agent on June 16, 2017...Waived by the Rams during final roster cuts on Sept. 2, 2017...Signed to the Rams' practice squad on Sept. 3, 2017...Released from Rams' practice squad Sept. 5, 2017...Signed by the Rams on Feb. 23, 2018...Waived by the Rams on June 5, 2018...Signed by the Jacksonville Jaguars on July 31, 2018...Waived by the Jaguars during final roster cuts on Sept. 2, 2018...Signed to the Jaguars' practice squad on Sept. 19, 2018...Released from the Jaguars' practice squad on Oct. 16, 2018...Signed to Jaguars' practice squad on Nov. 27, 2018...Signed by the Miami Dolphins on April 9, 2019...Waived by Dolphins on Sept. 3, 2019...Signed by the Cleveland Browns on Aug. 9, 2020...Waived by the Browns on Sept. 5, 2020...Signed to the Browns' practice squad on Sept. 6, 2020...Elevated to Browns' active roster on Nov. 14, 2020 and reverted back to practice squad on Nov. 16, 2020...Elevated to Browns' active roster on Nov. 21, 2020 and reverted back to the teams' practice squad on Nov. 23, 2020...Elevated to Browns' active roster on Nov. 21, 2020 and reverted back to practice squad on Nov. 23, 2020...Elevated to Browns' active roster on Nov. 28, 2020 and reverted back to practice squad on Nov. 30, 2020...Elevated to Browns' active roster on Dec. 19, 2020 and reverted back to practice squad on Dec. 21, 2020...Signed to Browns' active roster on Dec. 23, 2020.

KEY NOTES

- Incredible story of determination as four years after being undrafted, being released by six teams across three professional football leagues, was signed to his first active NFL roster with the Browns on Dec. 23, 2020. Weeks later, started first-ever NFL contest in AFC Wild Card win on Jan. 10, 2021 at Pittsburgh.
- Appeared in 40 career games with six starts since 2020.
- Spent time with the Seattle Dragons of the XFL and Birmingham Iron of the AAF.
- Started in 48 games at Maryland after initially joining the team as a walk on.

PERSONAL

- Native of Bethesda, Md. and attended Walt Whitman High School (Bethesda, Md.).
- Majored in economics at Maryland.

BEYOND FOOTBALL

- Represented Browns Give Back First and Ten community partner American Cancer Society during the NFL's My Cause, My Cleats initiative in 2021 and donated his game-worn cleats to the Johns Hopkins Sidney Kimmel Cancer Center. His wife, Marissa, received care for breast cancer at the center.
- Supported The Breasties, a non-profit that creates a community for women impacted by breast and gynecologic cancers, for the NFL's My Cause, My Cleats campaign in 2023.

DUNN'S CAREER STATISTICS

Year	Team	GP	GS
2020	Cle	6	0
2021	Cle	14	2
2022	Cle	8	2
2023	Cle	12	2
NFL totals		40	6


PLAYOFFS

Year	Team	GP	GS
2020	Cle	2	2
2023	Cle	1	0
NFL totals		3	2

CAREER MILESTONES: NFL debut: vs. Hou., 11/15/20. First NFL start: vs. LV, 12/2021.



23 | MARTIN EMERSON JR.



POSITION CORNERBACK | HEIGHT 6-2 | WEIGHT 201 | SCHOOL MISSISSIPPI STATE
BORN 9/27/2000 | ACQUIRED D3A-'22 | EXPERIENCE 3RD

CAREER TRANSACTIONS

Originally drafted by the Cleveland Browns in the third round (68th overall) of the 2022 NFL Draft.

KEY NOTES

- One of three NFL players to record at least 14 passes defended in 2022 and 2023, joining CB Darius Slay and CB Darius Williams.
- Ranks tied for fifth in the NFL with 29 passes defended since 2022.
- Led Browns with four interceptions and tied for team lead with 14 passes defended in 2023.
- Helped Browns defense lead the NFL in total yards allowed and passing yards allowed in 2023.
- Recorded first career interception, while adding six tackles and two passes defended vs. S.F. on Oct. 15, 2023.
- Recorded first career multiple interception game after securing two vs. Jax on Dec. 10, 2023, while adding three passes defended.
- Recorded 15 passes defended in 2022, which tied for the team lead, tied for sixth overall in NFL and was third among all rookies.
- Finished college career with 28 total starts in 36 games played. Amassed 154 tackles, six tackles for loss, one interception, 16 pass breakups and forced a fumble over three-year career.
- Ranked 11th in forced incompletions (11) among Power Five cornerbacks, according to Pro Football Focus (min. 200 coverage snaps) in 2020.

PERSONAL

- Nickname is M.J.
- Native of Pensacola, Fla. and attended Pine Forest High School.
- Played strictly WR growing up until midway through high school when he switched to corner and played defense for the first time in his life.

BEYOND FOOTBALL

- Supported Everytown through the NFL's My Cause, My Cleats initiative and participated in several community activities throughout his first two years.

EMERSON JR'S CAREER STATISTICS

Year	Team	GP	GS	TACKLES			INTERCEPTIONS				Lg	TD	PD	FUMBLES		
				Tot	Solo	Asst	Yds	No	Yds	FF				FR	Yds	
2022	Cle	17	6	63	51	12	1.0	7.0	0	0	-	0	15	0	0	0
2023	Cle	16	12	59	45	14	0.0	0.0	4	25	14	0	14	0	0	0
NFL totals		33	18	122	96	26	1.0	7.0	4	25	14	0	29	0	0	0

PLAYOFFS

Year	Team	GP	GS	TACKLES			INTERCEPTIONS				Lg	TD	PD	FUMBLES		
				Tot	Solo	Asst	Yds	No	Yds	FF				FR	Yds	
2023	Cle	1	1	2	2	0	0.0	0.0	0	0	-	0	0	0	0	0

ADDITIONAL STATISTICS: Career interceptions - Trevor Lawrence (2), Brock Purdy (1), Russell Wilson (1). Career sacks: Lamar Jackson (1.0). Special teams tackles: None.

SINGLE-GAME HIGHS & MILESTONES: TACKLES - 9, at Cin, 10/31/22. Solo - 6, twice: at NE, 10/16/22; at Cin., 10/31/22. INTERCEPTIONS: 2, vs. Jax, 12/10/23. TDs - N/A. FUMBLES: Forced - None. Recovered - None. Passes defended: 4, vs. TB, 11/27/22. Sacks - 1, at Bal., 10/23/22. NFL debut: at Car., 9/11/22. First NFL start: vs. NE, 10/16/22.


EMERSON JR'S GAME-BY-GAME STATISTICS

2023, CLEVELAND																	
Date	Opp	GP	GS	TACKLES				INTERCEPTIONS				Lg	TD	PD	FUMBLES		
				Tot	So	As	Sk	Yd	Int	Yd	TD				FF	FR	Yds
9/10	Cin-W	1	DB	1	1	0	0.0	0.0	0	0	-	0	0	0	0	0	
9/18	at Pit-L	1		0	0	0	0.0	0.0	0	0	-	0	1	0	0	0	
9/24	Ten-W	1	CB	3	3	0	0.0	0.0	0	0	-	0	1	0	0	0	
10/1	Bal-L	1		4	3	1	0.0	0.0	0	0	-	0	1	0	0	0	
10/15	SF-W	1		6	6	0	0.0	0.0	1	14	14	0	2	0	0	0	
10/22	at Ind-W	1	CB	1	1	0	0.0	0.0	0	0	-	0	0	0	0	0	
10/29	at Sea-L	1		6	5	1	0.0	0.0	1	0	-	0	1	0	0	0	
11/5	Ar-W	1	CB	1	1	0	0.0	0.0	0	0	-	0	0	0	0	0	
11/12	at Bal-W	1	CB	8	6	2	0.0	0.0	0	0	-	0	0	0	0	0	
11/19	Pit-W	1	CB	5	1	4	0.0	0.0	0	0	-	0	0	0	0	0	
11/26	at Den-L	1	CB	1	1	0	0.0	0.0	0	0	-	0	1	0	0	0	
12/3	at LAR-L	1	CB	7	3	4	0.0	0.0	0	0	-	0	1	0	0	0	
12/10	Jax-W	1	CB	4	4	0	0.0	0.0	2	25	11	0	3	0	0	0	
12/17	Chi-W	1	CB	6	4	2	0.0	0.0	0	0	-	0	1	0	0	0	
12/24	at Hou-W	1	CB	3	3	0	0.0	0.0	0	0	-	0	1	0	0	0	
12/28	NYJ-W	1	CB	3	3	0	0.0	0.0	0	0	-	0	2	0	0	0	
1/7	at Cin-L																
DNP																	
2023 totals		16	12	59	45	14	0.0	0.0	4	25	14	0	14	0	0	0	
1/13	at Hou-L	1	CB	2	2	0	0.0	0.0	0	0	-	0	0	0	0	0	

2022, CLEVELAND																	
Date	Opp	GP	GS	TACKLES				INTERCEPTIONS				Lg	TD	PD	FUMBLES		
				Tot	So	As	Sk	Yd	Int	Yd	TD				FF	FR	Yds
9/11	at Car-W	1		5	4	1	0.0	0.0	0	0	-	0	0	0	0	0	
9/18	NYJ-L	1		4	4	0	0.0	0.0	0	0	-	0	1	0	0	0	
9/22	Pit-W	1		4	4	0	0.0	0.0	0	0	-	0	0	0	0	0	
10/2	at Atl-L	1		1	1	0	0.0	0.0	0	0	-	0	0	0	0	0	
10/9	LAC-L	1		3	3	0	0.0	0.0	0	0	-	0	1	0	0	0	
10/16	NE-L	1	CB	6	6	0	0.0	0.0	0	0	-	0	2	0	0	0	
10/23	at Bal-L	1	CB	4	4	0	1.0	7.0	0	0	-	0	0	0	0	0	
10/31	Cin-W	1	CB	9	6	3	0.0	0.0	0	0	-	0	2	0	0	0	
11/13	at Mia-L	1		2	2	0	0.0	0.0	0	0	-	0	1	0	0	0	
11/20	at Buf-L	1	CB	8	4	4	0.0	0.0	0	0	-	0	0	0	0	0	
11/27	TB-W	1	CB	4	3	1	0.0	0.0	0	0	-	0	4	0	0	0	
12/4	at Hou-W	1		2	2	0	0.0	0.0	0	0	-	0	0	0	0	0	
12/11	at Cin-L	1	CB	0	0	0	0.0	0.0	0	0	-	0	0	0	0	0	
12/18	Bal-W	1		2	1	1	0.0	0.0	0	0	-	0	0	0	0	0	
12/24	NO-L	1		1	0	1	0.0	0.0	0	0	-	0	0	0	0	0	
1/1	at Was-W	1		4	4	0	0.0	0.0	0	0	-	0	2	0	0	0	
1/8	at Pit-L	1		4	3	1	0.0	0.0	0	0	-	0	2	0	0	0	
2022 totals		17	6	63	51	12	1.0	7.0	0	0	-	0	15	0	0	0	



42 | TONY FIELDS II



POSITION LINEBACKER | HEIGHT 6-0 | WEIGHT 222 | SCHOOL WEST VIRGINIA
 BORN 6/18/1999 | ACQUIRED D5A-'21 | EXPERIENCE 4TH

CAREER TRANSACTIONS

Originally drafted by the Cleveland Browns in the fifth round (153rd overall) of the 2021 NFL Draft.

KEY NOTES

- Appeared in all 17 games with four starts for the Browns in 2023, recording 27 tackles and one fumble recovery for a touchdown.
- Played in all 17 games with six starts and compiled 45 tackles, one interception returned for a 16-yard TD, one forced fumble and one fumble recovery in 2022.
- Appeared in 10 games during his rookie campaign and finished with four special teams stops.
- Led the Big 12 with 9.8 tackles per game at West Virginia on way to being tabbed the 2020 Big 12 Defensive Newcomer of the Year.
- Transferred to West Virginia from Arizona (2017-19), where he played in 37 games and posted 287 tackles and 8.5 sacks.

PERSONAL

- Native of Las Vegas, Nev. and attended Desert Pines High School.
- Earned a bachelor's degree in literacy, learning and leadership.
- Father, Tony Fields Sr. appeared on ESPN NFL Countdown's "You Got Mossed" segment after catching the ball Fields II threw into the crowd following his first career interception during the Week 12 win at Houston in 2022.
- He and his wife, Taylor have a daughter, Tova.

FIELDS II'S CAREER STATISTICS

Year	Team	GP	GS	TACKLES			Sk	Yds	INTERCEPTIONS			Lg	TD	PD	FUMBLES		FF	FR	Yds
				Tot	Solo	Asst			No	Yds	FF				FR				
2021	Cle	10	0	0	0	0	0.0	0.0	0	0	-	0	0	0	0	0	0	0	0
2022	Cle	17	6	45	29	16	0.0	0.0	1	16	16t	1	1	1	1	1	1	1	0
2023	Cle	17	4	27	12	15	0.0	0.0	0	0	-	0	0	0	0	1	0	0	0
NFL totals		44	10	72	41	31	0.0	0.0	1	16	16t	1	1	1	1	2	0	0	0

PLAYOFFS

Year	Team	GP	GS	TACKLES	Solo	Asst	Sk	Yds	INTERCEPTIONS	No	Yds	Lg	TD	PD	FUMBLES	FF	FR	Yds
2023	Cle	1	1	1	1	0	0.0	0.0	0	0	-	0	0	0	0	0	0	0

ADDITIONAL STATISTICS: Interceptions - Kyle Allen (1). Special teams tackles - 4 in 2021; 2 in 2022; 7 in 2023, NFL totals: 13.

SINGLE-GAME HIGHS & CAREER MILESTONES: TACKLES - 9, most recent: at Cin., 1/7/24. Solo - 6, vs. NO, 12/24/22. INTERCEPTIONS: 1, at Hou., 12/4/22 (returned for 16-yard TD). Yards - 16, at Hou., 12/4/22 (returned for 16-yard TD). TDs - 1, at Hou., 12/4/22. FUMBLES: Forced - 1, at Hou., 12/4/22. Recovered - 1, twice, most recent at Ind., 10/22/23. TDs - 1, twice, most recent fumble recovery in end zone, at Ind., 10/22/23. Passes defended: 1, at Hou., 12/4/22. Sacks - None. NFL debut: vs. Chi., 9/26/21. First NFL start: vs. TB, 11/27/22.

FIELDS II'S GAME-BY-GAME STATISTICS

2023, CLEVELAND																			
Date	Opp	GP	GS	TACKLES			Sk	Yds	INTERCEPTIONS			Lg	TD	PD	FUMBLES		FF	FR	
				Tot	Solo	As			Yd	Int	Yd				FF	FR			
9/10	Cin-W	1		0	0	0	0.0	0.0	0	0	-	0	0	0	0	0	0	0	
9/18	at Pit-L	1		0	0	0	0.0	0.0	0	0	-	0	0	0	0	0	0	0	
9/24	Ten-W	1		0	0	0	0.0	0.0	0	0	-	0	0	0	0	0	0	0	
10/1	Bal-L	1		0	0	0	0.0	0.0	0	0	-	0	0	0	0	0	0	0	
10/15	SF-W	1		0	0	0	0.0	0.0	0	0	-	0	0	0	0	0	0	0	
10/22	at Ind-W	1		6	2	4	0.0	0.0	0	0	-	0	0	0	0	0	0	1	
10/29	at Sea-L	1		2	0	2	0.0	0.0	0	0	-	0	0	0	0	0	0	1	
11/5	Ari-W	1		0	0	0	0.0	0.0	0	0	-	0	0	0	0	0	0	0	
11/12	at Bal-W	1		0	0	0	0.0	0.0	0	0	-	0	0	0	0	0	0	0	
11/19	Pit-W	1		0	0	0	0.0	0.0	0	0	-	0	0	0	0	0	0	0	
11/26	at Den-L	1	LB	4	2	2	0.0	0.0	0	0	-	0	0	0	0	0	0	0	
12/3	at LAR-L	1		0	0	0	0.0	0.0	0	0	-	0	0	0	0	0	0	0	
12/10	Jax-W	1		2	2	0	0.0	0.0	0	0	-	0	0	0	0	0	0	0	
12/17	Chi-W	1	LB	1	1	0	0.0	0.0	0	0	-	0	0	0	0	0	0	0	
12/24	at Hou-W	1	LB	2	0	2	0.0	0.0	0	0	-	0	0	0	0	0	0	0	
12/28	NV-W	1		1	0	1	0.0	0.0	0	0	-	0	0	0	0	0	0	0	
1/7	Cin-L	1	LB	9	4	5	0.0	0.0	0	0	-	0	0	0	0	0	0	0	
2023 totals		17	4	27	12	15	0.0	0.0	0	0	0	-	0	0	0	0	0	1	
1/13	Hou-L	1	LB	1	1	0	0.0	0.0	0	0	-	0	0	0	0	0	0	0	

1-AFC Wild Card Round

2022, CLEVELAND																			
Date	Opp	GP	GS	TACKLES			Sk	Yds	INTERCEPTIONS			Lg	TD	PD	FUMBLES		FF	FR	
				Tot	Solo	As			Yd	Int	Yd				FF	FR			
9/11	at Car-W	1		0	0	0	0.0	0.0	0	0	-	0	0	0	0	0	0	0	
9/18	NV-L	1		0	0	0	0.0	0.0	0	0	-	0	0	0	0	0	0	0	
9/22	Pit-W	1		1	1	0	0.0	0.0	0	0	-	0	0	0	0	0	0	0	
10/2	at Atl-L	1		0	0	0	0.0	0.0	0	0	-	0	0	0	0	0	0	0	
10/9	LAC-L	1		0	0	0	0.0	0.0	0	0	-	0	0	0	0	0	0	0	
10/16	NE-L	1		0	0	0	0.0	0.0	0	0	-	0	0	0	0	0	0	0	
10/23	at Bal-L	1		0	0	0	0.0	0.0	0	0	-	0	0	0	0	0	0	0	
10/31	Cin-W	1		0	0	0	0.0	0.0	0	0	-	0	0	0	0	0	0	0	
11/13	at Mia-L	1		2	2	0	0.0	0.0	0	0	-	0	0	0	0	0	0	0	
11/20	at Buf-L	1		2	1	1	0.0	0.0	0	0	-	0	0	0	0	0	0	0	
11/27	TB-W	1	SAM	4	3	1	0.0	0.0	0	0	-	0	0	0	0	0	0	0	
12/4	Hou-W	1	SAM	4	3	1	0.0	0.0	1	16	16t	1	1	1	1	1	1	1	
12/11	at Cin-L	1		0	0	0	0.0	0.0	0	0	-	0	0	0	0	0	0	0	
12/18	Bal-W	1	SAM	6	4	2	0.0	0.0	0	0	-	0	0	0	0	0	0	0	
12/24	NO-L	1	SAM	9	6	3	0.0	0.0	0	0	-	0	0	0	0	0	0	0	
1/1	at Was-W	1	SAM	9	5	4	0.0	0.0	0	0	-	0	0	0	0	0	0	0	
1/8	at Pit-L	1	SAM	8	4	4	0.0	0.0	0	0	-	0	0	0	0	0	0	0	
2022 totals		17	6	45	29	16	0.0	0.0	1	16	16t	1	1	1	1	1	1	1	

2021, CLEVELAND																			
Date	Opp	GP	GS	TACKLES			Sk	Yds	INTERCEPTIONS			Lg	TD	PD	FUMBLES		FF	FR	
				Tot	Solo	As			Yd	Int	Yd				FF	FR			
9/12	at KC-L																		
9/19	Hou-W																		
9/26	Chi-W	1		0	0	0	0.0	0.0	0	0	-	0	0	0	0	0	0	0	
10/3	at Min-W	1		0	0	0	0.0	0.0	0	0	-	0	0	0	0	0	0	0	
10/10	at LAC-L																		
10/17	Ari-L	1		0	0	0	0.0	0.0	0	0	-	0	0	0	0	0	0	0	
10/21	Den-W	1		0	0	0	0.0	0.0	0	0	-	0	0	0	0	0	0	0	
10/31	Pit-L	1		0	0	0	0.0	0.0	0	0	-	0	0	0	0	0	0	0	
11/7	at Cin-W	1		0	0	0	0.0	0.0	0	0	-	0	0	0	0	0	0	0	
11/14	at NE-L																		
11/21	Det-W	1		0	0	0	0.0	0.0	0	0	-	0	0	0	0	0	0	0	
11/28	at Bal-L	1		0	0	0	0.0	0.0	0	0	-	0	0	0	0	0	0	0	
12/12	Bal-W	1		0	0	0	0.0	0.0	0	0	-	0	0	0	0	0	0	0	
12/20	LV-L																		
12/25	at GB-L																		
1/3	at Pit-L																		
1/9	Cin-W	1		0	0	0	0.0	0.0	0	0	-	0	0	0	0	0	0	0	
2021 totals		10	0	0	0	0	0.0	0.0	0	0	-	0	0	0	0	0	0	0	



34 | JEROME FORD



POSITION RUNNING BACK | HEIGHT 5-10 | WEIGHT 210 | SCHOOL CINCINNATI
BORN 9/12/1999 | ACQUIRED 05-'22 | EXPERIENCE 3RD

CAREER TRANSACTIONS

Originally drafted by the Cleveland Browns in the fifth round (156th overall) of the 2022 NFL Draft.

KEY NOTES

- Recorded 204 carries for 813 yards with nine total touchdowns (four rushing and five receiving) in 2023.
- Recorded first career 100-yard game after posting 106 rushing yards and first career touchdown on a 3-yard reception at Pittsburgh on Sept. 18, 2023.
- While making first career start vs. Tennessee on Sept. 24, 2023, recorded first career multiple-touchdown game with one rushing and one receiving score.
- Set a career high with 107 rushing yards at Baltimore on Nov. 12, 2023.
- Helped lead the Bearcats to an undefeated season (13-0) in 2021 and finished with 1,242 yards rushing, 19 rushing touchdowns and 20 total touchdowns. Both touchdown marks set school single-season records.
- Joined the Cincinnati Bearcats' program in 2020 after two years at Alabama.
- Finished collegiate career with 319 rushes for 1,953 yards and 30 touchdowns. Also added 31 catches for 282 yards and one score.

PERSONAL

- Native of Tampa, Fla. and attended Armwood High School.
- The morning of the 2022 Reese's Senior Bowl, took a two-hour Uber ride from Mobile to New Orleans at 2 a.m. and boarded a 6 a.m. flight and arrived in Tampa in time for the birth of his daughter.

BEYOND FOOTBALL

- Partnered with Tittle & Perlmutter and the Cuyahoga County Department of Children and Family Services to invite 25 kids being raised by single parents or extended family to enjoy the holidays with various foods from local restaurants, gifts for the children, face painting and more.
- Supported the Ohio Coalition Against Gun Violence in 2023 for the NFL's My Cause My Cleats campaign.

J. FORD'S CAREER STATISTICS

Year	Team	GP	GS	RUSHING					RECEIVING				
				No	Yds	Avg	Lg	TD	No	Yds	Avg	Lg	TD
2022	Cle	13	0	8	12	1.5	9	0	0	0	-	-	0
2023	Cle	17	12	204	813	4.0	69t	4	44	319	7.3	50t	5
NFL totals		30	12	212	825	3.9	69t	4	44	319	7.3	50t	5

Year	Team	No	Yds	Avg	Lg	TD	PUNT RETURNS					
							No	FC	Yds	Avg	Lg	TD
2022	Cle	30	723	24.1	48	0	0	0	0	-	-	0

Year	Team	GP	GS	RUSHING					RECEIVING				
				No	Yds	Avg	Lg	TD	No	Yds	Avg	Lg	TD
2023	Cle	1	1	9	17	1.9	7	0	4	15	3.8	11	0

ADDITIONAL STATISTICS: 100-yard rushing games: 2 (106, at Pit., 9/18/23; 107, at Bal., 11/12/23). 100-scrimmage yard games: 3 (131, at Pit., 9/18/23; 121, vs. NYJ, 12/28/23; 109, at Bal., 11/12/23). Special teams tackles: 1 in 2022.

CAREER MILESTONES: RUSHING: Attempts - 20, vs. Ari., 11/5/23. Yards - 107, at Bal., 11/12/23. TDs - 1, twice, most recent at Ind., 10/22/23. Long - 69, at Pit., 9/18/23 and 69t, at Ind., 10/22/23. RECEIVING: Receptions - 4, vs. Chi., 12/17/23. Yards - 55, vs. NYJ, 12/28/23 and at LAR, 12/2/23. TDs - 2, vs. NYJ, 12/28/23. Long - 50, vs. NYJ, 12/28/23. NFL debut: at Car., 9/11/22. First NFL start: vs. Ten., 9/24/23.

J. FORD'S GAME-BY-GAME STATISTICS

Date	Opp	GP	GS	RUSHING					RECEIVING				
				No	Yds	Avg	Lg	TD	No	Yds	Avg	Lg	TD
9/10	Cin-W	1	15	36	2.4	17	0	0	0	-	-	0	
9/18 at	Pit-L	1	16	106	6.6	69	0	3	25	8.3	14	1	
9/24	Ten-W	1	RB	10	18	1.8	9	1	2	33	16.5	19t	1
10/1	Bal-L	1	RB	9	26	2.9	10	0	5	19	3.8	8	0
10/15	SF-W	1	17	84	4.9	22	0	2	7	3.5	7	0	
10/22 at	Ind-W	1	RB	11	74	6.7	69t	1	2	20	10.0	12	0
10/29 at	Sea-L	1	9	37	4.1	12	0	1	2	2.0	2	0	
11/5	Ari-W	1	RB	20	44	2.2	9	0	5	33	6.6	17	0
11/12 at	Bal-W	1	RB	17	107	6.3	28	0	1	2	2.0	2	0
11/19	Pit-W	1	RB	12	31	2.6	13	1	2	8	4.0	5	0
11/26 at	Den-L	1	RB	9	65	7.2	19	0	4	14	3.5	11	0
12/3 at	LAR-L	1	RB	9	19	2.1	10	0	3	33	11.0	24t	1
12/10	Jax-W	1	RB	12	51	4.3	26	0	5	31	6.2	10	0
12/17	Chi-W	1	RB	8	20	2.5	9	0	4	11	2.8	5	0
12/24 at	Hou-W	1	RB	15	25	1.7	10	1	1	-2	-2.0	-2	0
12/28	NYJ-W	1	RB	12	64	5.3	16	0	2	57	28.5	50t	2
1/7 at	Cin-L	1	3	6	2.0	4	0	2	26	13.0	19	0	
2023 totals		17	12	204	813	4.0	69t	4	44	319	7.3	50t	5
1/13 at	Hou-L	1	RB	9	17	1.9	7	0	4	15	3.8	11	0

Date	Opp	GP	GS	RUSHING					RECEIVING				
				No	Yds	Avg	Lg	TD	No	Yds	Avg	Lg	TD
9/11 at	Car-W	1	0	0	-	-	0	0	0	-	-	0	
9/18	NYJ-L	1	0	0	-	-	0	0	0	-	-	0	
9/22	Pit-W	1	0	0	-	-	0	0	0	-	-	0	
10/2 at	Atl-L	1	0	0	-	-	0	0	0	-	-	0	
10/9	LAC-L												
10/16	NE-L												
10/23 at	Bal-L												
10/31	Cin-W												
11/13 at	Mia-L	1	0	0	-	-	0	0	0	-	-	0	
11/20 at	Buf-L	1	0	0	-	-	0	0	0	-	-	0	
11/27	TB-W	1	0	0	-	-	0	0	0	-	-	0	
12/4 at	Hou-W	1	3	3	1.0	4	0	0	0	-	-	0	
12/11 at	Cin-L	1	0	0	-	-	0	0	0	-	-	0	
12/17	Bal-W	1	0	0	-	-	0	0	0	-	-	0	
12/24	NO-L	1	0	0	-	-	0	0	0	-	-	0	
1/1 at	Was-W	1	5	9	1.8	9	0	0	0	-	-	0	
1/8 at	Pit-L	1	0	0	-	-	0	0	0	-	-	0	
2022 totals		13	0	8	12	1.4	9	0	0	0	-	-	0



27 | D'ONTA FOREMAN



POSITION RUNNING BACK | HEIGHT 6-0 | WEIGHT 235 | SCHOOL TEXAS
 BORN 4/24/1996 | ACQUIRED UFA (CHI.)-'24 | EXPERIENCE 8TH

CAREER TRANSACTIONS

Originally drafted by the Houston Texans in the third round (89th overall) of the 2017 NFL Draft...Waived by the Texans on Aug. 4, 2019...Acquired via waiver by the Indianapolis Colts on Aug. 5, 2019...Waived by the Colts on Aug. 24, 2019...Signed by the Tennessee Titans to the practice squad on Sept. 29, 2020...Elevated to the Titans' active roster on Oct. 31, 2020 and reverted back to the practice squad on Nov. 2, 2020...Signed as a free agent by the Atlanta Falcons on Aug. 9, 2021...Waived by the Falcons on Aug. 31, 2021...Signed to the Falcons' practice squad on Sept. 1, 2021...Released from the Falcons' practice squad on Sept. 3, 2021...Signed to the Titans' practice squad on Nov. 2, 2021...Signed as an unrestricted free agent by the Carolina Panthers on March 16, 2022...Signed as an unrestricted free agent by the Chicago Bears on March 16, 2023...Signed as an unrestricted free agent by the Cleveland Browns on March 22, 2024.

KEY NOTES

- Has played in 52 career games with 21 starts as a member of the Texans, Titans, Panthers and Bears, recording 2,668 rushing yards and 14 rushing touchdowns.
- Appeared in nine games with eight starts for the Bears in 2023, posting 425 rushing yards and four touchdowns while adding 11 receptions for 77 yards and one touchdown.
- Recorded a career-high 914 rushing yards on 203 carries and five touchdowns for the Panthers in 2022.
- Played in 28 career games with 10 starts at the University of Texas (2014-16), rushing for 2,782 yards in his career (ninth-most in school history) and 20 touchdowns.

PERSONAL

- Name pronounced dee-ON-tay.
- Native of Texas City, Texas and attended Texas City High School.
- Participated in the 2014 Semper Fidelis All-American Bowl.
- Twin brother, Armanti, also played college football for the Texas Longhorns, as a wide receiver.

FOREMAN'S CAREER STATISTICS

Year	Team	GP	GS	RUSHING					RECEIVING				
				No	Yds	Avg	Lg	TD	No	Yds	Avg	Lg	TD
2017	Hou	10	1	78	327	4.2	39	2	6	83	13.8	34	0
2018	Hou	1	0	7	-1	-0.1	2	0	2	28	14	20	1
2019	Ind	0	0	0	0	-	0	0	0	0	-	0	0
2020	Ten	6	0	22	95	4.3	15	0	1	5	5	5	1
2021	Ten	9	3	133	566	4.3	35	3	9	123	13.7	39	0
2021	Atl	0	0	0	0	-	0	0	0	0	-	0	0
2022	Car	17	9	203	914	4.5	60	5	5	26	5.2	23	0
2023	Chi	9	8	109	425	3.9	22	4	11	77	7.0	17	1
NFL totals		52	21	552	2,326	4.2	60	14	34	341	10.1	39	3

Year	Team	No	Yds	Avg	Lg	TD	KICKOFF RETURNS		PUNT RETURNS				
							No	Yds	No	FC	Yds	Avg	Lg
2017	Hou	1	12	12	12	0	0	0	0	0	0	0	0
NFL totals		1	12	12	12	0	0	0	0	0	0	0	0

Year	Team	GP	GS	RUSHING					RECEIVING				
				Att	Yds	Avg	Lg	TD	No	Yds	Avg	Lg	TD
2018	Hou	1	0	1	3	3	3	0	0	0	-	0	0
2020	Ten	0	0	0	0	-	0	0	0	0	-	0	0
2021	Ten	1	0	4	66	16.5	45	0	0	0	-	0	0
NFL totals		2	0	5	69	13.8	45	0	0	0	0	0	0

ADDITIONAL STATISTICS: 100-yard rushing games: 8 (109, at NE, 11/28/21; 108, at Pit., 12/19/21; 132, vs. Mia., 1/2/22; 118, vs. TB, 10/23/22; 118, at Atl., 10/30/22; 130, vs. Atl., 11/10/22; 113, vs. Den., 11/27/22; 165, vs. Det., 12/24/22). 100-scrimmage yard games: 8 (112, at NE, 11/28/21; 135, at Pit., 12/19/21; 132, vs. Mia., 1/2/22; 145, vs. TB, 10/23/22; 118, at Atl., 10/30/22; 130, vs. Atl., 11/10/22; 113, vs. Den., 11/27/22; 165, vs. Det., 12/24/22; 120, vs. LV, 10/22/23). Special teams tackles: N/A.

CAREER MILESTONES: RUSHING: Attempts - 31, vs. Atl., 11/10/22. Yards - 165, vs. Det., 12/24/22. TDs - 3, at Atl., 10/30/22. Long - 60, vs. TB, 10/23/22. RECEIVING: Receptions - 3, last vs. LV, 10/22/23. Yards - 65, at NE, 9/24/17. TDs - 1, last vs. LV, 10/22/23. Long - 39, vs. NO, 11/7/21. NFL debut vs. Jax, 9/10/17. First NFL start: at LAR, 11/12/17.

FOREMAN'S GAME-BY-GAME STATISTICS

2023, CHICAGO													
Date	Opp	GP	GS	RUSHING					RECEIVING				
				No	Yds	Avg	Lg	TD	No	Yds	Avg	Lg	TD
9/10	GB-L	1		5	16	3.2	11	0	2	8	4	5	0
9/17	at TB-L			***inactive***									
9/24	at KC-L			***inactive***									
10/1	Den-L			***inactive***									
10/5	at Was-W			***inactive***									
10/15	Min-L	1	RB	15	65	4.3	10	0	1	2	2	2	0
10/22	LV-W	1	RB	16	89	5.6	14	2	3	31	10.3	17	1
10/29	at LAC-L	1	RB	9	34	3.8	12	0	1	2	2	2	0
11/5	at NO-L	1	RB	20	83	4.2	22	0	0	0	-	0	0
11/9	Car-W	1	RB	21	80	3.8	11	1	2	12	6	12	0
11/19	at Det-L	1	RB	6	14	2.3	13	1	0	0	-	0	0
11/27	at Min-W			***inactive***									
12/10	Det-W	1	RB	11	50	4.5	13	0	2	22	11	16	0
12/17	at Cle-L	1	RB	6	-6	-1	2	0	0	0	-	0	0
12/24	Ari-W			***inactive***									
12/31	Ati-W			***inactive***									
1/7	at GB-L			***inactive***									
2023 totals		9	8	109	425	3.9	22	4	11	77	7.0	17	1

2022, CAROLINA													
Date	Opp	GP	GS	RUSHING					RECEIVING				
				No	Yds	Avg	Lg	TD	No	Yds	Avg	Lg	TD
9/11	Cle-L	1		2	5	2.5	4	0	0	0	-	0	0
9/18	at NYG-L	1		2	9	4.5	7	0	0	0	-	0	0
9/25	NO-W	1		0	0	-	0	0	0	0	-	0	0
10/2	Ari-L	1		1	2	2	2	0	0	0	-	0	0
10/9	SF-L	1		2	2	1	5	0	0	0	-	0	0
10/16	at LAR-L	1		5	19	3.8	8	0	0	0	-	0	0
10/23	TB-W	1		15	118	7.9	60	0	2	27	13.5	23	0
10/30	at Atl-L	1	RB	26	118	4.5	16	3	0	0	-	0	0
11/6	at Cin-L	1	RB	7	23	3.3	6	0	2	-2	-1	2	0
11/10	at Ari-W	1	RB	31	130	4.2	23	1	0	0	-	0	0
11/20	at Bal-L	1	RB	11	24	2.2	10	0	0	0	-	0	0
11/27	Den-W	1	RB	24	113	4.7	18	0	0	0	-	0	0
12/11	at Sea-W	1	RB	21	74	3.5	11	0	1	1	1	1	0
12/18	Pit-L	1	RB	10	9	0.9	5	0	0	0	-	0	0
12/24	Det-W	1		21	165	7.9	38	1	0	0	-	0	0
1/1	at TB-L	1	RB	13	35	2.7	7	0	0	0	-	0	0
1/8	at NO-W	1	RB	12	68	5.7	21	0	0	0	-	0	0
2022 totals		17	9	203	914	4.5	60	5	5	26	5.2	23	0

FOREMAN CONTINUED

2021, ATLANTA

Date	Opp	RUSHING							RECEIVING						
		GP	GS	No	Yds	Avg	Lg	TD	No	Yds	Avg	Lg	TD		
9/12	Phi-L			***Falcons' practice squad***											
9/19 at	TB-L			***not on team***											
9/26 at	NYG-W			***not on team***											
10/3	Was-L			***not on team***											
10/10	NYJ-W			***not on team***											
10/24 at	Mia-W			***not on team***											
10/31	Car-L			***not on team***											
2021, TENNESSEE															
11/7 at	LAR-W	1		5	29	5.8	11	0	0	0	-	0	0		
11/14	NO-W	1	RB	11	30	2.7	6	0	2	48	24	39	0		
11/21	Hou-L	1		7	25	3.6	9	0	1	15	15	15	0		
11/28 at	NE-L	1		19	109	5.7	30	0	1	3	3	3	0		
12/12	Jax-W	1	RB	13	47	3.6	8	1	2	15	7.5	11	0		
12/19 at	Pit-L	1		22	108	4.9	20	0	2	27	13.5	18	0		
12/23	SF-W	1		9	17	1.9	8	1	0	0	-	0	0		
1/2	Mia-W	1		26	132	5.1	35	1	0	0	-	0	0		
1/9 at	Hou-W	1	RB	21	69	3.3	16	0	1	15	15	15	0		
2021 totals		9	3	133	566	4.3	35	3	9	123	13.7	39	0		
1/22	Cin-L	1	0	4	66	16.5	45	0	0	0	-	0	0		

1-AFC Divisional Round

2020, TENNESSEE

Date	Opp	RUSHING							RECEIVING						
		GP	GS	No	Yds	Avg	Lg	TD	No	Yds	Avg	Lg	TD		
9/14 at	Den-W			***not on team***											
9/20	Jax-W			***not on team***											
9/27 at	Min-W			***not on team***											
10/13	Buf-W			***Titans' practice squad***											
10/18	Hou-W			***Titans' practice squad***											
10/25	Pit-L			***Titans' practice squad***											
11/1 at	Cin-L	1		5	37	7.4	15	0	0	0	-	0	0		
11/8	Chi-W	1		5	11	2.2	3	0	0	0	-	0	0		
11/12	Ind-L	1		7	16	2.6	8	0	1	5	5	5	1		
11/22 at	Bal-W	1		1	1	1	1	0	0	0	-	0	0		
11/29 at	Ind-W	1		4	28	7	12	0	0	0	-	0	0		
12/6	Cle-L	1		0	0	-	0	0	0	0	-	0	0		
12/13 at	Jax-W			***inactive***											
12/20	Det-W			***inactive***											
12/27 at	GB-L			***inactive***											
1/3 at	Hou-W			***inactive***											
2020 totals		6	0	22	95	4.3	15	0	1	5	5	5	1		
1/10	Bal-L			***inactive***											

1-AFC Wild Card Round

2019, INDIANAPOLIS

Date	Opp	RUSHING							RECEIVING						
		GP	GS	No	Yds	Avg	Lg	TD	No	Yds	Avg	Lg	TD		
9/8 at	LAC-L			***not on team***											
9/15 at	Ten-W			***not on team***											
9/22	Atl-W			***not on team***											
9/29	Oak-L			***not on team***											
10/6 at	KC-W			***not on team***											
10/20	Hou-W			***not on team***											
10/27	Den-W			***not on team***											
11/3 at	Pit-L			***not on team***											
11/10	Mia-L			***not on team***											
11/17	Jax-W			***not on team***											
11/21 at	Hou-L			***not on team***											
12/1	Ten-L			***not on team***											
12/8 at	TB-L			***not on team***											
12/16 at	NO-L			***not on team***											
12/22	Car-W			***not on team***											
12/29 at	Jax-L			***not on team***											
2019 totals		0	0	0	0	0	0	0	0	0	0	0	0		

2018, HOUSTON

Date	Opp	RUSHING							RECEIVING						
		GP	GS	No	Yds	Avg	Lg	TD	No	Yds	Avg	Lg	TD		
9/9 at	NE-L			***pup***											
9/16 at	Ten-L			***pup***											
9/23	NYG-L			***pup***											
9/30 at	Ind-W			***pup***											
10/7	Dal-W			***pup***											
10/14	Buf-W			***pup***											
10/21 at	Jax-W			***pup***											
10/25	Mia-W			***pup***											
11/4 at	Den-W			***pup***											
11/18 at	Was-W			***pup***											
11/26	Ten-W			***pup***											
12/2	Cle-W			***pup***											
12/9	Ind-L			***did not play***											
12/15 at	NYJ-W			***did not play***											
12/23 at	Phi-L	1		7	-1	-0.1	2	0	2	28	14	20	1		
12/30	Jax-W			***did not play***											
2018 totals		1	0	7	-1	-0.1	2	0	2	28	14	20	1		
1/5	Ind-L	1		1	3	3	3	0	0	0	0	0	0		

1-AFC Wild Card Round

2017, HOUSTON

Date	Opp	RUSHING							RECEIVING						
		GP	GS	No	Yds	Avg	Lg	TD	No	Yds	Avg	Lg	TD		
9/10	Jax-L	1		1	4	4	4	0	0	0	-	0	0		
9/14 at	Cin-W	1		12	40	3.3	9	0	0	0	-	0	0		
9/24 at	NE-L	1		8	25	3.1	5	0	2	65	32.5	34	0		
10/1	Ten-W	1		13	45	3.5	16	0	0	0	-	0	0		
10/8	KC-L	1		4	34	8.5	25	0	1	3	3	3	0		
10/15	Cle-W	1		12	59	4.9	39	0	0	0	-	0	0		
10/29 at	Sea-L	1		0	0	-	0	0	0	0	-	0	0		
11/5	Ind-L	1		11	37	3.4	8	0	0	0	-	0	0		
11/12 at	LAR-L	1	RB	7	18	2.6	6	0	0	0	-	0	0		
11/19	Ari-W	1		10	65	6.5	34	2	3	15	5	8	0		
11/27 at	Bal-L			***injured reserve-achilles***											
12/3 at	Ten-L			***injured reserve-achilles***											
12/10	SF-L			***injured reserve-achilles***											
12/17 at	Jax-L			***injured reserve-achilles***											
12/25	Pit-L			***injured reserve-achilles***											
12/31 at	Ind-L			***injured reserve-achilles***											
2017 totals		10	1	78	327	4.2	39	2	6	83	13.8	34	0		



95 | MYLES GARRETT



POSITION DEFENSIVE END | HEIGHT 6-4 | WEIGHT 272 | SCHOOL TEXAS A&M
BORN 12/29/1995 | ACQUIRED DIA - '17 | EXPERIENCE 8TH



CAREER TRANSACTIONS

Selected by the Cleveland Browns in the first round (first overall) of the 2017 NFL Draft.

AWARDS/HONORS

- 2023 NFL Defensive Player of the Year, the first Brown to win the award.
- Five-time Pro Bowl selection (2018, 2020-23), including starting honors from 2020-23. Tied with DT/DE Bob Gain (five) and NT Michael Dean Perry (five) for the most Pro Bowl selections by a Browns defensive player.
- Five-time All-Pro, earning first team honors in 2020, 2021 and 2023.
- Named to the PFWA All-NFL team from 2020-23, the only NFL player to make the team each of the past four seasons. Also named to the 2017 PFWA All-Rookie team.
- 2020 Browns Walter Payton Man of the Year.
- 2020 AFC Defensive Player of the Month of October.
- Named AFC Defensive Player of the Week in Week 4 in 2020, Week 3 in 2021 and Week 7 in 2023.
- Voted the 2021 PFWA Dino Lucarelli Good Guy.
- 2017 Browns Maurice Bassett Award winner, given to team's most outstanding rookie during training camp.

KEY NOTES

- Set Browns single-season record with 16 sacks in 2021 and tied the mark in 2022.
- Is the only NFL player to record at least 14 sacks in each of the past three seasons.
- Is the only NFL player with at least 10 sacks in each of the past six seasons. Is the only Brown with multiple double-digit sack seasons.
- Joined Reggie White, John Randle, DeMarcus Ware, Jared Allen, Bruce Smith, Lawrence Taylor as the only NFL players to record six straight 10-sack seasons.
- Holds Browns record for career sacks (88.5), officially setting the mark with two sacks against the Patriots on Oct. 16, 2022, surpassing Clay Matthews Jr. (62.0).
- Registered one sack vs. NYJ on Dec. 28, 2023, to increase his career total to 88.5, the third-most by any NFL player in their first 100 games.

PERSONAL

- Helped Browns defense lead the NFL in total yards allowed and passing yards allowed in 2023.
- Set Browns single-game record with 4.5 sacks against Chicago on Sept. 26, 2021.
- Recorded first NFL touchdown following a strip-sack fumble recovery for a 15-yard touchdown on Dec. 12, 2021. Also scored a touchdown following a 22-yard fumble return during the 2022 Pro Bowl.
- Reached 50 career sacks (50.5) in Week 6 in 2021, becoming third-fastest to reach the mark (57 games) behind only Hall of Famers Reggie White (40) and Derrick Thomas (54).
- Set a Browns record with at least one sack in six consecutive games (Weeks 2-7) in 2020 and tied the mark in 2021 (Weeks 5-10).
- Owns 25 career games with multiple sacks, a Browns record.
- On first NFL play, dropped Josh McCown for an 8-yard loss on Oct. 8, 2017, and finished the game with two sacks to become first No. 1 overall pick with multiple sacks in first game and first Brown with at least two sacks in his NFL debut since 1988.
- Joined DT Tommy Kelly (2004 Raiders) and LB Barkevious Mingo (2013 Browns) as only rookies since 2004 with a sack in each of first three NFL games.
- Earned first-team All-America honors at Texas A&M.
- Led the SEC in sacks in 2015.
- Native of Arlington, Texas and attended Martin High School. Became first person in school history to be drafted into the NFL.
- Brother, Sean Williams, was selected No. 17 overall by the New Jersey Nets in 2007 and has professional experience in the NBA and internationally.
- Sister, Brea Garrett, was an NCAA champion weight thrower on Texas A&M's track and field team.
- Enjoys studying dinosaurs in his free time. His love of dinosaurs started as a kid after he first saw Jurassic Park.
- Writes his own poetry.
- Majored in architecture and minored in geology at Texas A&M.

BEYOND FOOTBALL

- Finalized a deal in 2023 to purchase a minority stake in the Cleveland Cavaliers.
- In his seventh year of serving on the Waterboys organization and his fifth as the active player captain. The foundation works to bring clean water to communities in need in East Africa. In his role as captain, Garrett leads a team of active NFL players committed to using their platform to engage their fans in the clean water crisis. Since its launch, Waterboys has funded 83 wells serving more than 500,000 people. Roughly 844 million people around the world are without basic water access – more than twice the population of the United States. In 2020, traveled to Tanzania for a two-week trip to help install wells.
- In collaboration with local artist Glen Infante, unveiled a “Cleveland is the Reason” mural as part of Infante’s #VoicesofCLE public art project, which was created in 2020 following civil unrest over social justice issues. The mural was inspired by Cleveland icons of sports, culture, and rock ‘n’ roll and features paintings of Jesse Owens, LeBron James, Jim Brown, Machine Gun Kelly, Tracy Chapman and Toni Morrison.
- In support of families that lost a loved one to police brutality, Garrett covered funeral costs for David McAtee, who was shot and killed by police in Louisville, Ky. in May 2020.
- Teamed up with the Cleveland Hope Exchange and local businesses to provide more than 24,000 pounds of food and additional resources to those in need in 2020.
- Participated in My Cause, My Cleats supporting the National Multiple Sclerosis Society in 2018, which his grandmother, Pauline White Johnson, was diagnosed with. Supported the Maya Angelou Foundation in 2020. Supported Mission of Haiti in 2021, serving as an advocate of Haiti after spending time their on a mission trip in 2016. Supported Boys and Girls Club of Cleveland in 2022. Supported the Jurassic Foundation for dinosaur research and Von’s Vision Foundation for eye-care in 2023.

GARRETT'S CAREER STATISTICS

Year	Team	GP	TACKLES					INTERCEPTIONS					FUMBLES				
			GS	Tot	Solo	Asst	Sk	Yds	No	Yds	Lg	TD	PD	FF	FR	Yds	
2017	Cle	11	9	31	19	12	7.0	44.0	0	0	-	0	1	1	1	0	
2018	Cle	16	16	44	35	9	13.5	81.5	0	0	-	0	3	3	0	0	
2019	Cle	10	10	29	20	9	10.0	63.0	0	0	-	0	0	2	0	0	
2020	Cle	14	14	48	33	15	12.0	98.0	0	0	-	0	2	4	2	0	
2021	Cle	17	17	51	33	18	18.0	91.5	0	0	-	0	3	1	1	15	
2022	Cle	16	15	60	37	23	16.0	91.0	0	0	-	0	4	2	0	0	
2023	Cle	16	16	42	33	9	14.0	101.5	0	0	-	0	3	4	1	0	
NFL totals		100	97	305	210	95	88.5	570.5	0	0	-	0	16	17	5	15	

Year	Team	GP	TACKLES					INTERCEPTIONS					FUMBLES				
			GS	Tot	Solo	Asst	Sk	Yds	No	Yds	Lg	TD	PD	FF	FR	Yds	
2020	Cle	2	2	3	3	0	1.0	6.0	0	0	-	0	0	0	0	0	
2023	Cle	1	1	3	2	1	0.0	0.0	0	0	-	0	0	0	0	0	
NFL totals		3	3	6	5	1	1.0	6.0	0	0	-	0	0	0	0	0	

ADDITIONAL STATISTICS: Multiple-sack games - 25 (2 at NYJ, 10/8/17; 2 vs. Pit., 9/9/18; 2 vs. NYJ, 9/20/18; 2 at TB, 10/21/18, 1.5 at Hou., 12/2/18; 2 vs. Ten., 9/8/19; 3.0 at NYJ, 9/16/19; 2 vs. Sea., 10/13/19; 2 vs. Was., 9/27/20; 2 at Dal., 10/4/20; 2.0 at Cin., 10/25/20; 4.5 vs. Chi., 9/26/21; 1.5 vs. Den., 10/21/21; 1.5 at Cin., 11/7/21; 2 at Car., 9/11/22; 2 vs. NE, 10/16/22; 1.5 vs. Cin., 10/31/22; 1.5 vs. TB, 11/27/22; 2, at Cin., 12/11/22; 1.5 vs. Bal., 12/17/22; 1.5 at Was., 1/1/23; 3.5 vs. Ten., 9/24/23, 2 at Ind., 10/22/23; 1.5 at Bal., 11/12/23; 2.0 vs. Pit., 11/19/23). Career sacks - Joe Burrow (9.0), Lamar Jackson (5.5), Ben Roethlisberger (5.0), Justin Fields (4.5), Ryan Tannehill (4.5), Sam Darnold (3.0), Marcus Mariota (3.0), Kenny Pickett (3.0), Deshaun Watson (3.0), Tom Brady (2.5), Tyler Huntley (2.5), Luke Falk (2.0), Dwayne Haskins (2.0), Patrick Mahomes (2.0), Baker Mayfield (2.0), Josh McCown (2.0), Gardner Minshew (2.0), Dak Prescott (2.0), Trevor Siemian (2.0), Russell Wilson (2.0), Jameis Winston (2.0), Bailey Zappe (2.0), Teddy Bridgewater (1.5), Carson Wentz (1.5), Josh Allen (1.0), Andy Dalton (1.0), Jeff Driskel (1.0), Joe Flacco (1.0), Jimmy Garoppolo (1.0), Jared Goff (1.0), Justin Herbert (1.0), Landry Jones (1.0), Mac Jones (1.0), Kyle Murray (1.0), Cam Newton (1.0), Philip Rivers (1.0), Geno Smith (1.0), Mitchell Trubisky (1.0), Clayton Tune (1.0), Derek Carr (0.5), Kirk Cousins (0.5), Colt McCoy (0.5). Blocked FG - 1, twice, at Cin., 11/25/18, at Ind. 10/22/23. Fumble-return TDs - 1 (15 yards), vs., Bal., 12/12/21.

SINGLE-GAME HIGHS & CAREER MILESTONES: TACKLES - 9, twice, at Oak., 9/30/18, at Ind. 10/22/23. Solo - 7, twice, at Oak., 9/30/18, at Ind. 10/22/23. INTERCEPTIONS: None. Yards - N/A. TDs - None. FUMBLES: Forced - 2, twice, vs. Pit., 9/9/18, at Ind. 10/22/23. Recovered - 1, four times; last: vs. Bal., 12/12/21. TDs - 1 (15 yards), vs. Bal., 12/12/21. Passes defended: 2, at Cin., 12/11/22. Sacks - 4.5, vs. Chi., 9/26/21. NFL debut: vs. NYJ, 10/8/17. First NFL start: vs. Ten., 10/22/17. First NFL sack: vs. NYJ, 10/8/17 on first NFL snap

GARRETT'S GAME-BY-GAME STATISTICS

2023, CLEVELAND

Date	Opp	GP	TACKLES					INTERCEPTIONS					FUMBLES				
			GS	Tot	So	As	Sk	Yd	Int	Yd	Lg	TD	PD	FF	FR		
9/10	Cin-W	1	DE	2	2	0	1.0	13.0	0	0	-	0	0	0	0		
9/18	at Pit-L	1	DE	1	1	0	0.0	0.0	0	0	-	0	0	0	0		
9/24	Ten-W	1	DE	5	4	1	3.5	22.0	0	0	-	0	0	1	0		
10/1	Bal-L	1	DE	2	1	1	1.0	9.0	0	0	-	0	0	0	0		
10/15	SF-W	1	DE	3	1	2	0.0	0.0	0	0	-	0	0	0	0		
10/22	at Ind-W	1	DE	9	7	2	2.0	12.0	0	0	-	0	1	2	0		
10/29	at Sea-L	1	DE	2	2	0	1.0	6.0	0	0	-	0	0	1	0		
11/5	Ari-W	1	DE	1	1	0	1.0	1.0	0	0	-	0	1	0	1		
11/12	at Bal-W	1	DE	3	1	2	1.5	13.5	0	0	-	0	0	0	0		
11/19	Pit-W	1	DE	2	2	0	2.0	18.0	0	0	-	0	0	0	0		
11/26	at Den-L	1	DE	2	2	0	0.0	0.0	0	0	-	0	1	0	0		
12/3	at LAR-L	1	DE	0	0	0	0.0	0.0	0	0	-	0	0	0	0		
12/10	Jax-W	1	DE	1	1	0	0.0	0.0	0	0	-	0	0	0	0		
12/17	Chi-W	1	DE	3	2	1	0.0	0.0	0	0	-	0	0	0	0		
12/24	at Hou-W	1	DE	3	3	0	0.0	0.0	0	0	-	0	0	0	0		
12/28	NYJ-W	1	DE	3	3	0	1.0	7.0	0	0	-	0	0	0	0		
1/7	at Cin-L																
inactive																	
2023 totals		16	16	42	33	9	14.0	101.5	0	0	-	0	3	4	1		
1/13	at Hou-L1	1	DE	3	2	1	0.0	0.0	0	0	-	0	0	0	0		

1-AFC Wild Card Round

2022, CLEVELAND

Date	Opp	GP	TACKLES					INTERCEPTIONS					FUMBLES				
			GS	Tot	So	As	Sk	Yd	Int	Yd	Lg	TD	PD	FF	FR		
9/11	at Car-W	1	DE	4	4	0	2.0	11.0	0	0	-	0	1	1	0		
9/18	NYJ-L	1	DE	1	1	0	1.0	6.0	0	0	-	0	0	0	0		
9/22	Pit-W	1	DE	2	0	2	0.0	0.0	0	0	-	0	0	0	0		
10/2	at Atl-L																
inactive - shoulder, biceps																	
10/9	LAC-L	1	DE	3	2	1	0.0	0.0	0	0	-	0	0	0	0		
10/16	NE-L	1	DE	6	3	3	2.0	8.0	0	0	-	0	0	1	0		
10/23	at Bal-L	1	DE	4	4	0	1.0	7.0	0	0	-	0	0	0	0		
10/31	Cin-W	1	DE	2	1	1	1.5	12.0	0	0	-	0	1	0	0		
11/13	at Mia-L	1	DE	2	1	1	0.0	0.0	0	0	-	0	0	0	0		
11/20	at Buf-L	1	DE	3	2	1	1.0	6.0	0	0	-	0	0	0	0		
11/27	TB-W	1	DE	3	1	2	1.5	7.5	0	0	-	0	0	0	0		
12/4	at Hou-W	1	DE	3	3	0	0.0	0.0	0	0	-	0	0	0	0		
12/11	at Cin-L	1	DE	6	4	2	2.0	12.0	0	0	-	0	2	0	0		
12/18	Bal-W	1	DE	3	2	1	1.5	7.0	0	0	-	0	0	0	0		
12/24	NO-L	1		3	2	1	0.0	0.0	0	0	-	0	0	0	0		
1/1	at Was-W	1	DE	8	4	4	1.5	8.5	0	0	-	0	0	0	0		
1/8	at Pit-L	1	DE	7	3	4	1.0	6.0	0	0	-	0	0	0	0		
2022 totals		16	15	60	37	23	16.0	91.0	0	0	-	0	4	2	0		

COMMUNITY

2021, CLEVELAND

Date	Opp	GP	TACKLES					INTERCEPTIONS					FUMBLES				
			GS	Tot	So	As	Sk	Yd	Int	Yd	Lg	TD	PD	FF	FR		
9/12	at KC-L	1	DE	4	2	2	1.0	9.0	0	0	-	0	0	0	0		
9/19	Hou-W	1	DE	3	0	3	0.0	0.0	0	0	-	0	0	0	0		
9/26	Chi-W	1	DE	7	6	1	4.5	24.5	0	0	-	0	0	0	0		
10/3	at Min-W	1	DE	5	3	2	0.5	2.0	0	0	-	0	0	0	0		
10/10	at LAC-L	1	DE	2	2	0	1.0	7.0	0	0	-	0	1	0	0		
10/17	Ari-L	1	DE	3	2	1	1.0	8.0	0	0	-	0	0	0	0		
10/21	Den-W	1	DE	3	1	2	1.5	2.5	0	0	-	0	0	0	0		
10/31	Pit-L	1	DE	4	3	1	1.0	7.0	0	0	-	0	0	0	0		
11/7	at Cin-W	1	DE	2	1	1	1.5	8.5	0	0	-	0	0	0	0		
11/14	at NE-L	1	DE	1	1	0	1.0	7.0	0	0	-	0	1	0	0		
11/21	Det-W	1	DE	3	2	1	0.0	0.0	0	0	-	0	0	0	0		
11/28	at Bal-L	1	DE	5	2	3	1.0	6.0	0	0	-	0	1	0	0		
12/12	Bal-W	1	DE	3	3	0	1.0	5.0	0	0	-	0	0	1	1		
12/20	LV-L	1	DE	3	3	0	0.0	0.0	0	0	-	0	0	0	0		
12/25	at GB-L	1	DE	1	0	1	0.0	0.0	0	0	-	0	0	0	0		
1/3	at Pit-L	1	DE	1	1	0	0.0	0.0	0	0	-	0	0	0	0		
1/9	Cin-W	1	DE	1	1	0	1.0	7.0	0	0	-	0	0	0	0		
2021 totals		17	17	61	33	18	18.0	91.5	0	0	-	0	3	1	1		

2020, CLEVELAND

Date	Opp	GP	TACKLES					INTERCEPTIONS					FUMBLES				
			GS	Tot	So	As	Sk	Yd	Int	Yd	Lg	TD	PD	FF	FR		
9/13	at Bal-L	1	DE	1	1	0	0.0	0.0	0	0	-	0	0	0	1		
9/17	Cin-W	1	DE	3	3	0	1.0	11.0	0	0	-	0	0	1	0		
9/27	Was-W	1	DE	4	4	0	2.0	10.0	0	0	-	0	0	1	1		
10/4	at Dal-W	1	DE	3	2	1	2.0	15.0	0	0	-	0	0	1	0		
10/11	Ind-W	1	DE	4	3	1	1.0	3.0	0	0	-	0	0	0	0		
10/18	at Pit-L	1	DE	4	3	1	1.0	8.0	0	0	-	0	0	0	0		
10/25	at Cin-W	1	DE	3	3	0	2.0	27.0	0	0	-	0	0	1	0		
11/1	LV-L	1	DE	3	0	3	0.0	0.0	0	0	-	0	0	0	0		
11/15	Hou-W	1	DE	6	4	2	0.5	2.5	0	0	-	0	0	0	0		
11/22	Phi-W																
11/29	at Jax-W																
12/6	at Ten-W	1	DE	2	2	0	1.0	9.0	0	0	-	0	0	0	0		
12/14	Bal-L	1	DE	3	1	2	0.0	0.0	0	0	-	0	0	0	0		
12/20	at NYG-W	1	DE	4	2	2	0.5	3.5	0	0	-	0	0	0	0		
12/27	at NYJ-L	1	DE	4	2	2	1.0	9.0	0	0	-	0	1	0	0		
1/3	Pit-W	1	DE	4	3	1	0.0	0.0	0	0	-	0	1	0	0		
2020 totals		14	14	48	33	15	12.0	98.0	0	0	-	0	2	4	2		
1/10	at Pit-W1	1	DE	1	1	0	0.0	0.0	0	0	-	0	0	0	0		
1/17	at KC-L2	1	DE	2	2	0	1.0	6.0	0	0	-	0	0	0	0		

1-AFC Wild Card Round

2-AFC Divisional Round

2019, CLEVELAND

Date	Opp	GP	TACKLES					INTERCEPTIONS					FUMBLES				
			GS	Tot	So	As	Sk	Yd	Int	Yd	Lg	TD	PD	FF	FR		
9/8	Ten-L	1	DE	5	4	1	2.0	13.0	0	0	-	0	0	0	0		
9/16	at NYJ-W	1	DE	5	3	2	3.0	22.0	0	0	-	0	0	0	0		
9/22	LAR-L	1	DE	2	1	1	1.0	5.0	0	0	-	0	0	1	0		
9/29	at Bal-W	1	DE	1	1	0	0.0	0.0	0	0	-	0	0	0	0		
10/7	at SF-L	1	DE	2	2	0	1.0	7.0	0	0	-	0	0	0	0		
10/13	Sea-L	1	DE	5	3	2	2.0	9.0	0	0	-	0	0	1	0		
10/27	at NE-L	1	DE	4	3	1	1.0	7.0	0	0	-	0	0	0	0		
11/3	at Den-L	1	DE	3	1	2	0.0	0.0	0	0	-	0	0	0	0		
11/10	Buf-W	1	DE	1	1	0	0.0	0.0	0	0	-	0	0	0	0		
11/14	Pit-W	1	DE	1	1	0	0.0	0.0	0	0	-	0	0	0	0		
11/24	Mia-W																
12/1	at Pit-L																
12/8	Cin-W																
12/15	at Ari-L																
12/22	Bal-L																
12/29	at Cin-L																
2019 totals		10	10	29	20	9	10.0	63.0	0	0	-	0	0	2	0		

STAFF

PLAYERS

2023 SEASON

HISTORY

RECORDS

GAME DAY

2018, CLEVELAND

Date	Opp	GP	TACKLES					INTERCEPTIONS					FUMBLES				
			GS	Tot	So	As	Sk	Yd	Int	Yd	Lg	TD	PD	FF	FR		
9/9	Pit-T	1	DE	6	5	1	2.0	12.0	0	0	-	0	1	2	0		
9/16	at NYJ-L	1	DE	1	1	0	0.0	0.0	0	0	-	0	0	0	0		
9/20	NYJ-W	1	DE	3	3	0	2.0	8.0	0	0	-	0	1	0	0		
9/30	at Oak-L	1	DE	9	7	2	0.5	1.5	0	0	-	0	0	0	0		
10/7	Bal-W	1	DE	2	1	1	0.5	2.0	0	0	-	0	0	0	0		
10/14	LAC-L	1	DE	1	0	1	0.0	0.0	0	0	-	0	1	0	0		
10/21	at TB-L	1	DE	2	2	0	2.0	12.0	0	0	-	0	0	1	0		
10/28	at Pit-L	1	DE	1	1	0	1.0	4.0	0	0	-	0	0	0	0		
11/4	KC-L	1	DE	2	2	0	1.0	13.0	0	0	-	0	0	0	0		
11/11	At-W	1	DE	1	1	0	0.0	0.0	0	0	-	0	0	0	0		
11/25	at Cin-W	1	DE	1	1	0	1.0	12.0	0	0	-	0	0	0	0		
12/2	at Hou-L	1	DE	3	2	1	1.5	9.0	0	0	-	0	0	0	0		
12/9	Car-W	1	DE	5	4	1	1.0	1.0	0	0	-	0	0	0	0		
12/15	at Den-W	1	DE	1	1	0	0.0	0.0	0	0	-	0	0	0	0		
12/23	Cin-W	1	DE	5	3	2	0.0	0.0	0	0	-	0	0	0	0		
12/30	at Bal-L	1	DE	1	1	0	1.0	7.0	0	0	-	0	0	0	0		
2018 totals		16	16	44	35	9	13.5	81.5	0	0	-	0	3	3	0		

2017, CLEVELAND

Date	Opp	GP	TACKLES					INTERCEPTIONS					FUMBLES				
			GS	Tot	So	As	Sk	Yd	Int	Yd	Lg	TD	PD	FF	FR		
9/10	Pit-L																
9/17	at Bal-L																
9/24	at Ind-L																
10/01	Cin-L																
10/08	NYJ-L	1		2	2	0	2.0	12.0	0	0	-	0	0	0	0		
10/15	Hou-L	1		5	2	3	1.0	8.0	0	0	-	0	0	0	0		
10/22	Ten-L	1	DE	4	3	1	1.0	7.0	0	0	-	0	0	0	0		
10/29	Min-L																
11/02	at Det-L	1	DE	1	1	0	0.0	0.0	0	0	-	0	0	0	0		
11/19	Jax-L	1	DE	3	1	2	0.0	0.0	0	0	-	0	0	0	1		
11/26	at Cin-L	1	DE	2	2	0	1.0	5.0	0	0	-	0	0	0	0		
12/03	LAC-L	1	DE	4	2	2	0.0	0.0	0	0	-	0	0	0	0		
12/10	GB-L	1	DE	4	1	3	0.0	0.0	0	0	-	0	0	0	0		
12/17	Bal-L	1	DE	2	1	1	0.0	0.0	0	0	-	0	1	0	0		
12/24	at Chi-L	1	DE	1	1	0	1.0	8.0	0	0	-	0	0	0	0		
12/31	at Pit-L	1	DE	3	3	0	1.0	4.0	0	0	-	0	0	1	0		
2017 totals		11	9	31	19	12	7.0	44.0	0	0	-	0	1	1	1		


CLEVELAND BROWNS STADIUM FIELD SEATS

Fans will now be closer to the action with luxury field seats. Ticketholders for field seats have access to parking, premium hospitality and an unbeatable view. There are four different sections of field seating located along the East and West end zones and North and South sidelines. Last year there was also an expansion of field seats with four different sections of field seating alongside the East and West end zones and the North and South sidelines, bringing fans closer to the action on gameday. For the Vivid Seats Premium Terrace Experience, there were new, plush theater box seats installed and game fans' club access and pregame field passes.





31 | VINCENT GRAY



POSITION SAFETY | HEIGHT 6-2 | WEIGHT 190 | SCHOOL MICHIGAN
BORN 12/28/1999 | ACQUIRED FA-'24 | EXPERIENCE 1ST

CAREER TRANSACTIONS

Signed by the New Orleans Saints as an undrafted free agent on May 16, 2022...Waived by the Saints on Aug. 30, 2022...Signed to the Saints' practice squad on Aug. 31, 2022...Signed to the Saints active roster on Jan. 9, 2023... Waived by the Saints on May 15, 2023... Acquired via waivers by the Los Angeles Rams on May 16, 2023...Waived by the Rams on Aug. 28, 2023... Signed to the Cleveland Browns' practice squad on Nov. 7, 2023...Elevated to the Browns' active roster on Jan. 6, 2024 and reverted back to practice squad on Jan. 8, 2024...Signed by the Browns to the reserve/futures list on Jan. 15, 2024.

KEY NOTES

- Spent the 2023 season on the Browns' practice squad and made his NFL debut in the season finale at Cincinnati where he recorded four tackles and two tackles defended.
- At Michigan, appeared in 35 games with 21 starts at cornerback and was named third team All-Big Ten in 2021.

PERSONAL

- Native of Rochester, Mich. and attended Rochester Adams High School.
- Majored in political science at the University of Michigan.

GRAY'S CAREER STATISTICS

Year	Team	TACKLES						INTERCEPTIONS				FUMBLES				
		GP	GS	Tot	Solo	Asst	Sk	Yds	No	Yds	Lg	TD	PD	FF	FR	Yds
2022	NO	0	0	0	0	0	0.0	0	0	0	-	0	0	0	0	0
2023	Cle	1	0	4	3	1	0.0	0	0	0	-	0	2	0	0	
NFL totals		1	0	4	3	1	0.0	0	0	0	-	0	2	0	0	

Year	Team	TACKLES						INTERCEPTIONS				FUMBLES			
		GP	GS	Tot	Solo	Asst	Sk	Yds	No	Yds	Lg	TD	PD	FF	FR
2023	Cle	0	0	0	0	0	0.0	0.0	0	0	-	0	0	0	0
NFL totals		0	0	0	0	0	0.0	0.0	0	0	-	0	0	0	0

ADDITIONAL STATISTICS: Special teams tackles - 1 in 2023.

SINGLE-GAME HIGHS & CAREER MILESTONES: TACKLES - N/A. INTERCEPTIONS: N/A. Long - N/A. TDs - N/A. FUMBLES: Forced - N/A. Recovered - N/A. Passes defended: N/A. Sacks - N/A. NFL debut: N/A. First NFL start: N/A.

GRAY'S GAME-BY-GAME STATISTICS

Date	Opp	TACKLES						INTERCEPTIONS				FUMBLES			
		GP	GS	Tot	So	As	Sk	Yd	Int	Yd	Lg	TD	PD	FF	FR
9/10	Cin														
9/18	at Pit														
9/24	Ten														
10/1	Bal														
10/15	SF														
10/22	at Ind														
10/29	at Sea														
11/5	Ari														
11/12	at Bal-W														
11/19	Pit-W														
11/26	at Den-L														
12/3	at LAR-L														
12/10	Jax-W														
12/17	Chi-W														
12/24	at Hou-W														
12/28	NVJ-W														
1/7	at Cin-L	1	0	4	3	1	0.0	0.0	0	0	-	0	2	0	0
2023 totals		1	0	4	3	1	0.0	0.0	0	0	-	0	2	0	0
1/13	at Hou-L1														

I-AFC Wild Card Round

Date	Opp	TACKLES						INTERCEPTIONS				FUMBLES			
		GP	GS	Tot	So	As	Sk	Yd	Int	Yd	Lg	TD	PD	FF	FR
9/11	at At-H														
9/18	TB-L														
9/25	at Car-L														
10/2	Min-L														
10/9	Sea-W														
10/16	Cin-L														
10/20	at Ari-L														
10/30	LV-W														
11/7	Bal-L														
11/13	at Pit-L														
11/20	LAR-W														
11/27	at SF-L														
12/5	at TB-L														
12/18	Ati-W														
12/24	at Cle-W														
1/1	at Phi-W														
1/8	Car-L														
2022 totals		0	0	0	0	0	0.0	0.0	0	0	0	0	0	0	0



25 | KAHLEF HAILASSIE



POSITION CORNERBACK | HEIGHT 6-1 | WEIGHT 195 | SCHOOL WESTERN KENTUCKY
BORN 11/9/2000 | ACQUIRED W. (K.C.)-'23 | EXPERIENCE 2ND

CAREER TRANSACTIONS

Originally signed by the Kansas City Chiefs as an undrafted free agent on May 6, 2023...Waived by Kansas City on Aug. 29, 2023...Acquired via waivers by the Cleveland Browns on Aug. 30, 2023.

KEY NOTES

- Appeared in nine games with one start for the Browns in 2023, recording six tackles and one pass defended.
- Started his collegiate career at Oregon and spent some time at Independence C.C. before transferring to Western Kentucky, where he was All-C-USA Second Team in 2022.

PERSONAL

- Pronounced Kuh-LEEF huh-LAW-see.
- Native of Elk Grove, Calif. and attended Cosumnes Oaks High School.

BEYOND FOOTBALL

- Supported the Boys and Girls Club of Greater Sacramento (Elk Grove) for the NFL's My Cause, My Cleats campaign in 2023.

HAILASSIE'S CAREER STATISTICS

Year	Team	GP	GS	TACKLES				INTERCEPTIONS				FUMBLES				
				Tot	Solo	Asst	Sk	Yds	No	Yds	Lg	TD	PD	FF	FR	Yds
2023	Cle	9	1	6	5	1	0.0	0.0	0	0	-	0	1	0	0	0
NFL totals		9	1	6	5	1	0.0	0.0	0	0	-	0	1	0	0	0

PLAYOFFS

Year	Team	GP	GS	TACKLES				INTERCEPTIONS				FUMBLES				
				Tot	Solo	Asst	Sk	Yds	No	Yds	Lg	TD	PD	FF	FR	Yds
2023	Cle	0	0	0	0	0	0.0	0.0	0	0	-	0	0	0	0	0
NFL totals		0	0	0	0	0	0.0	0.0	0	0	-	0	0	0	0	0

ADDITIONAL STATISTICS: Special teams tackles - 1 in 2023

HAILASSIE'S GAME-BY-GAME STATISTICS

2023, CLEVELAND

Date	Opp	GP	GS	TACKLES				INTERCEPTIONS				FUMBLES				
				Tot	So	As	Sk	Yd	Int	Yd	Lg	TD	PD	FF	FR	
9/10	Cin-W							***inactive***								
9/18	at Pit-L							***inactive***								
9/24	Ten-W	1		0	0	0	0.0	0.0	0	0	-	0	0	0	0	
10/1	Bal-L							***inactive***								
10/15	SF-W							***inactive***								
10/22	at Ind-W							***inactive***								
10/29	at Sea-L							***inactive***								
11/5	Ari-W	1		0	0	0	0.0	0.0	0	0	-	0	0	0	0	
11/12	at Bal-W	1		0	0	0	0.0	0.0	0	0	-	0	0	0	0	
11/19	Pit-W	1		0	0	0	0.0	0.0	0	0	-	0	0	0	0	
11/26	at Den-L	1		0	0	0	0.0	0.0	0	0	-	0	0	0	0	
12/3	at LAR-L	1		4	3	1	0.0	0.0	0	0	-	0	0	0	0	
12/10	Jax-W	1		0	0	0	0.0	0.0	0	0	-	0	0	0	0	
12/17	Chi-W							***inactive***								
12/24	at Hou-W							***inactive***								
12/28	NYJ-W	1		0	0	0	0.0	0.0	0	0	-	0	0	0	0	
1/7	at Cin-L	1	CB	2	2	0	0.0	0.0	0	0	-	0	1	0	0	
2023 totals		9	1	6	5	1	0.0	0.0	0	0	-	0	1	0	0	
1/13	at Hou-L1	0		0	0	0	0.0	0.0	0	0	-	0	0	0	0	

1-AFC Wild Card Round



28 | JUSTIN HARDEE SR.



POSITION CORNERBACK | HEIGHT 6-1 | WEIGHT 200 | SCHOOL ILLINOIS
BORN 1/7/1994 | ACQUIRED UFA (NYJ)-'24 | EXPERIENCE 8TH



CAREER TRANSACTIONS

Signed with the Houston Texans as an undrafted free agent on May 12, 2017...Waived by the Texans on Sept. 2, 2017...Signed to the New Orleans Saints' practice squad on Sept. 7, 2017...Signed to the Saints' active roster on Sept. 23, 2017...Signed as an unrestricted free agent by the New York Jets on March 18, 2021... Signed as an unrestricted free agent by the Cleveland Browns on April 2, 2024.

AWARDS/HONORS

- 2022 Pro Bowl Selection.
- Named NFC Special Teams Player of the Week for Week 9 in 2017.

KEY NOTES

- Voted a special team captain for the Jets from 2021-23.
- Appeared in 11 games for the Jets in 2023, primarily on special teams.
- Selected to his first Pro Bowl in 2022, after finishing tied-sixth in the league with a career-high 14 special teams tackles.
- Led the Jets in special teams tackles with 12 in 2021, appearing in 16 games.
- Appeared in 14 games as an undrafted rookie for the Saints in 2017, registering nine special teams tackles and a blocked punt for a seven-yard touchdown return.
- Played wide receiver for four years at Illinois, switching to cornerback after signing with the New Orleans Saints' practice squad.

PERSONAL

- Native of Cleveland, Ohio and attended Glenville High School.
- Helped Glenville advance to the 2009 state title game.
- Also ran track at Glenville, winning the 2011 OHSAA State Championship in the 4x400m relay.
- Graduated from Illinois with a degree in communications, going on to earn two master's degrees in sports management and education.
- Has one son, Justin Hardee Jr.

BEYOND FOOTBALL

- Created the Hardee Cares Foundation, which facilitates programs for youth in New Orleans and Cleveland, as well as supporting sarcoidosis awareness to honor his mother, Estella, who passed away from the disease in 2013.
- Opened a Papa John's Franchise in New Orleans in 2020.

HARDEE SR.'S CAREER STATISTICS

Year	Team	GP	GS	TACKLES			INTERCEPTIONS				FUMBLES				Yds		
				Tot	Solo	Asst	Sk	Yds	No	Yds	Lg	TD	PD	FF		FR	
2017	NO	14	0	9	0	0	0	0	0	0	0	0	0	0	0	0	0
2018	NO	16	0	19	9	0	0	0	0	1	77	77	0	2	0	0	0
2019	NO	16	0	11	6	0	0	0	0	0	0	0	0	0	0	0	0
2020	NO	10	0	8	0	0	0	0	0	0	0	0	0	0	0	0	0
2021	NVJ	16	0	12	0	0	0	0	0	0	0	0	0	0	0	0	0
2022	NVJ	17	0	14	0	0	0	0	0	0	0	0	0	0	1	0	0
2023	NVJ	11	0	5	0	0	0	0	0	0	0	0	0	0	0	0	0
NFL totals		100	0	78	15	0	0	0	1	77	77	0	2	1	0	0	0

PLAYOFFS

Year	Team	GP	GS	TACKLES			INTERCEPTIONS				FUMBLES				Yds		
				Tot	Solo	Asst	Sk	Yds	No	Yds	Lg	TD	PD	FF		FR	
2017	NO	2	0	1	0	0	0	0	0	0	0	0	0	0	0	0	0
2018	NO	2	0	1	0	0	0	0	0	0	0	0	0	0	0	0	0
2019	NO	1	0	0	0	0	0	0	0	0	0	0	0	0	0	0	0
2020	NO	2	0	0	0	0	0	0	0	0	0	0	0	0	0	0	0
NFL totals		7	0	2	0	0	0	0	0	0	0	0	0	0	0	0	0

ADDITIONAL STATISTICS: Career interceptions - Alex Smith (1). Special teams tackles - 9 in 2017, 10 in 2018, 5 in 2019, 8 in 2020, 12 in 2021, 14 in 2022, 5 in 2023; NFL totals: 63.

SINGLE-GAME HIGHS & CAREER MILESTONES: TACKLES - 6, at Car., 12/29/19. Solo - 6, at Car., 12/29/19. INTERCEPTIONS: 1, vs. Was., 10/8/18. Long - 77, vs. Was., 10/8/18. TDs - N/A. FUMBLES: Forced - 1, at Pit., 10/2/22. Recovered - N/A. Passes defended: 2, vs. Was., 10/8/18. Sacks - N/A. NFL debut: at Car., 9/24/17. First NFL start: N/A.


HARDEE SR.'S GAME-BY-GAME STATISTICS

2023, NEW YORK JETS

Date	Opp	GP	GS	TACKLES			INTERCEPTIONS				FUMBLES						
				Tot	So	As	Sk	Yd	Int	Yd	Lg	TD	PD	FF	FR		
9/11	Buf-W	1	0	0	0	0	0	0	0	0	0	0	0	0	0	0	0
9/17	at Dal-L	1	0	0	0	0	0	0	0	0	0	0	0	0	0	0	0
9/24	NE-L	1	0	1	0	0	0	0	0	0	0	0	0	0	0	0	0
10/1	KC-L	1	0	0	0	0	0	0	0	0	0	0	0	0	0	0	0
10/8	at Den-W	1	0	0	0	0	0	0	0	0	0	0	0	0	0	0	0
10/15	Phi-W																
10/29	at NYG-W																
11/6	LAC-L																
11/12	at LV-L																
11/19	at Buf-L																
11/24	Mia-L																
12/3	At-L	1	0	1	0	0	0	0	0	0	0	0	0	0	0	0	0
12/10	Hou-W	1	0	1	0	0	0	0	0	0	0	0	0	0	0	0	0
12/17	at Mia-L	1	0	1	0	0	0	0	0	0	0	0	0	0	0	0	0
12/24	Was-W	1	0	1	0	0	0	0	0	0	0	0	0	0	0	0	0
12/28	at Cle-L	1	0	0	0	0	0	0	0	0	0	0	0	0	0	0	0
1/7	at NE-W	1	0	0	0	0	0	0	0	0	0	0	0	0	0	0	0
2023 totals		11	0	5	0	0	0	0	0	0	0	0	0	0	0	0	0



93 | SHELBY HARRIS



POSITION DEFENSIVE TACKLE | HEIGHT 6-2 | WEIGHT 288 | SCHOOL ILLINOIS STATE
BORN 8/11/1991 | ACQUIRED FA-'23 | EXPERIENCE 11TH

CAREER TRANSACTIONS

Originally drafted by the Oakland Raiders in the seventh round (235th overall) of the 2014 NFL Draft. Waived by the Raiders on Sept. 18, 2014...Added to Raiders' practice squad on Sept. 20, 2014...Added to Raiders' active roster on Dec. 24, 2014...Waived by the Raiders on Sept. 5, 2015...Added to Raiders' practice squad on Sept. 8, 2015...Elevated to Raiders' active roster on Oct. 24, 2016...Waived by Raiders on Oct. 31, 2015... Added to Raiders' practice squad on Nov. 3, 2015... Elevated to Raiders' active roster on Nov. 19, 2015... Waived by the Raiders on May 16, 2016...Signed by the New York Jets on June 1, 2016.... Waived by the Jets on Aug. 28, 2016...Added to Dallas Cowboys' practice squad on Dec. 22, 2016...Waived by Cowboys on Jan. 10, 2017... Signed by the Denver Broncos on Jan. 25, 2017... Traded to Seattle Seahawks (for Russell Wilson and fourth-round pick) on March 16, 2022... Waived by the Seahawks on March 13, 2023...Signed by the Cleveland Browns on Aug. 10, 2023.

KEY NOTES

- Appeared in 115 career games with 71 starts between the Raiders (2014-15), Broncos (2017-21) Seahawks (2022) and Browns (2023).
- He has recorded 289 career tackles, 26 sacks, four forced fumbles and one interception.

PERSONAL

- Native of Milwaukee, Wis. and attended Homestead High School.

BEYOND FOOTBALL

- Supported the FPIES (food protein-induced enterocolitis syndrome) Foundation, which one of his children was diagnosed with, for My Cause, My Cleats in 2023.

S. HARRIS' CAREER STATISTICS

Year	Team	GP	GS	TACKLES				INTERCEPTIONS				FUMBLES					
				Tot	Solo	Asst	Sk	Yds	No	Yds	Lg	TD	PD	FF	FR	Yds	
2014	Oak	1	0	2	1	1	0.0	0.0	0	0	-	0	0	0	0	0	0
2015	Oak	7	0	12	9	3	1.0	9.0	0	0	-	0	0	0	0	0	0
2017	Den	16	6	34	22	12	5.5	33.0	0	0	-	0	3	0	0	0	0
2018	Den	16	0	39	23	16	1.5	12.5	1	0	-	0	4	0	0	0	0
2019	Den	16	16	49	28	21	6.0	33.0	0	0	-	0	9	1	0	0	0
2020	Den	11	11	32	20	12	2.5	16.0	0	0	-	0	7	1	0	0	0
2021	Den	16	16	49	24	25	6.0	44.0	0	0	-	0	2	1	0	0	0
2022	Sea	15	15	44	24	20	2.0	17.0	0	0	-	0	4	0	0	0	0
2023	Cle	17	7	28	17	11	1.5	13.5	0	0	-	0	5	1	0	0	0
NFL totals		115	71	289	168	121	26.0	178.0	1	0	-	0	34	4	0	0	0

PLAYOFFS

Year	Team	GP	GS	TACKLES				INTERCEPTIONS				FUMBLES					
				Tot	Solo	Asst	Sk	Yds	No	Yds	Lg	TD	PD	FF	FR	Yds	
2022	Sea	1	1	3	3	0	.00	0.0	0	0	-	0	0	0	0	0	0
2023	Cle	1	1	2	1	1	.00	0.0	0	0	-	0	0	0	0	0	0
NFL totals		2	2	5	4	1	.00	0.0	0	0	-	0	0	0	0	0	0

ADDITIONAL STATISTICS: Interceptions - Ben Roethlisberger (1). Sacks - Tom Brady (2.0), Joe Burrow (1.0), Derek Carr (3.0), Kirk Cousins (3.0), Jay Cutler (1.0), Sam Darnold (0.5), Jeff Driskel (1.5), Taylor Heinicke (0.5), Case Keenum (1.0), Patrick Mahomes (4.0), Marcus Mariota (1.0), Josh McCown (1.0), Kyle Murray (2.0), Kenny Pickett (0.5), Alex Smith (1.0), Tyrod Taylor (1.0), Clayton Tune (1.0), Zach Wilson (1.0) Special teams tackles: None.

SINGLE-GAME HIGHS & CAREER MILESTONES: TACKLES - 6, three times: vs. LAC, 11/1/20; at KC 12/24/22; vs. LAR, 1/8/23. Solo - 5, twice: vs. GB, 12/20/15; at Min., 11/17/19. INTERCEPTIONS: 1, vs. Pit., 11/25/18. - TDs: - 3.0, at Min., 11/17/19. FUMBLES: Forced - 1, 1st vs. Ari., 11/5/23. Recovered - None. NFL debut: at NYJ, 9/7/14. First NFL start: vs. LAC, 9/11/17. First NFL interception: vs. Pitt., 11/25/18. Last NFL interception: - vs. Pitt., 11/25/18.

S. HARRIS' GAME-BY-GAME STATISTICS

2023, CLEVELAND		Date	Opp	GP	GS	TACKLES				INTERCEPTIONS				FUMBLES			
						Tot	So	As	Sk	Yd	Int	Yd	Lg	TD	PD	FF	FR
9/10		Cin-W	1	1	3	0	3	0.0	0.0	0	0	-	0	0	0	0	0
9/18	at	Pit-L	1	DT	4	1	3	0.5	5.5	0	0	-	0	1	0	0	0
9/24		Ten-W	1	1	1	0	1	0.0	0.0	0	0	-	0	0	0	0	0
10/1		Bal-L	1	1	2	2	0	0.0	0.0	0	0	-	0	0	0	0	0
10/15		SF-W	1	1	0	0	0	0.0	0.0	0	0	-	0	0	0	0	0
10/22	at	Ind-W	1	DT	4	3	1	0.0	0.0	0	0	-	0	0	0	0	0
10/29	at	Sea-L	1	1	0	0	0	0.0	0.0	0	0	-	0	0	0	0	0
11/5		Ari-W	1	1	3	3	0	1.0	8.0	0	0	-	0	1	1	0	0
11/12		Bal-W	1	1	2	0	2	0.0	0.0	0	0	-	0	0	0	0	0
11/19		Pit-W	1	DT	0	0	0	0.0	0.0	0	0	-	0	2	0	0	0
11/26		Den-L	1	1	2	0	2	0.0	0.0	0	0	-	0	0	0	0	0
12/3		LAR-L	1	1	1	1	0	0.0	0.0	0	0	-	0	0	0	0	0
12/10		Jax-W	1	1	2	2	0	0.0	0.0	0	0	-	0	0	0	0	0
12/17		Chi-W	1	DT	1	1	0	0.0	0.0	0	0	-	0	0	0	0	0
12/24		Hou-W	1	DT	0	0	0	0.0	0.0	0	0	-	0	1	0	0	0
12/28		NYJ-W	1	DT	3	1	2	0.0	0.0	0	0	-	0	0	0	0	0
1/7	at	Cin-L	1	DT	0	0	0	0.0	0.0	0	0	-	0	0	0	0	0
2023 totals			17	7	28	17	11	1.5	13.5	0	0	-	0	5	1	0	0
1/13	at	Hou	1	DT	2	1	1	0.0	0.0	0	0	-	0	0	0	0	0

1-AFC Wild Card Round

2022, SEATTLE		Date	Opp	GP	GS	TACKLES				INTERCEPTIONS				FUMBLES			
						Tot	So	As	Sk	Yd	Int	Yd	Lg	TD	PD	FF	FR
9/12		Den-W	1	DT	3	1	2	0	0	0	0	0	0	0	0	0	0
9/19	at	SF-L	1	DT	0	0	0	0	0	0	0	0	0	0	0	0	0
9/25		Ari-L	1	DT	0	0	0	0.0	0.0	0	0	-	0	0	0	0	0
10/2	at	Det-W	1	DT	5	1	4	0	0	0	0	0	0	0	0	0	0
10/9	at	NO-L	1	DT	2	1	1	0	0	0	0	0	0	0	0	0	0
10/16		Ari-W	1	DT	4	3	1	1	8	0	0	0	0	0	0	0	0
10/23	at	LAC-W	1	DT	2	2	0	0	0	0	0	0	0	2	0	0	0
10/30		NYG-W	1	DT	4	2	2	0	0	0	0	0	0	0	0	0	0
11/6	at	Ari-W	1	DT	3	2	1	1	9	0	0	0	0	0	0	0	0
11/13	at	TB-L	1	DT	3	2	1	0	0	0	0	0	0	0	0	0	0
11/27		LV-L	1	DT	2	1	1	0	0	0	0	0	0	1	0	0	0
12/4	at	LAR-W	1	DT	1	1	0	0	0	0	0	0	0	0	1	0	0
12/11		Car-L	1	DT	0	0	0	0.0	0.0	0	0	-	0	0	0	0	0
12/15		SF-L	1	DT	0	0	0	0	0	0	0	0	0	0	0	0	0
12/24	at	KC-L	1	DT	6	2	4	0	0	0	0	0	0	0	0	0	0
1/1		NYJ-W	1	DT	3	2	1	0	0	0	0	0	0	0	0	0	0
1/8		LAR-W	1	DT	6	4	2	0	0	0	0	0	0	0	0	0	0
2022 totals			15	15	44	24	20	2	17	0	0	-	0	4	0	0	0
1/14	at	SF-L	1	DT	3	3	0	0	0	0	0	0	0	0	0	0	0

1-NFC Wild Card Round



33 | RONNIE HICKMAN



POSITION SAFETY | HEIGHT 6-1 | WEIGHT 209 | SCHOOL OHIO STATE
 BORN 10/11/2001 | ACQUIRED FA-'23 | EXPERIENCE 2ND

CAREER TRANSACTIONS

Originally signed by the Cleveland Browns as an undrafted free agent on May 12, 2023.

KEY NOTES

- One of two undrafted free agents (LB Mohamoud Diabate) free agents to make Cleveland's initial 53-man roster in 2023.
- Appeared in 10 games with four starts for the Browns in 2023, recorded first career interception and returned it 30-yards for a touchdown on Dec. 28 against the Jets.
- Spent four years with Ohio State (2019-22) and played in 31 games, starting at safety for the final 26 games of his career. Recorded 158 tackles, one sack, three interceptions, seven passes defensed and a pair of forced fumbles.
- Earned second-team All-America honors by the Associated Press in 2022 after a 53-tackle season that included an interception and seven PBUs.

PERSONAL

- Native of South Orange, N.J. and attended DePaul Catholic High School. Played on both sides of the ball for DePaul Catholic, lining up at wide receiver and safety.
- Chosen to play in the 2019 All-American Bowl.
- Also an All-American lacrosse player in high school.
- Graduated with a degree in human development and family sciences from Ohio State.

HICKMAN'S CAREER STATISTICS

Year	Team	GP	GS	TACKLES					INTERCEPTIONS				FUMBLES			
				Tot	Solo	Asst	Sk	Yds	No	Yds	Lg	TD	PD	FF	FR	Yds
2023	Cle	10	4	25	17	8	0.0	0.0	1	30	30t	1	3	0	0	0
PLAYOFFS																
Year	Team	GP	GS	Tot	Solo	Asst	Sk	Yds	No	Yds	Lg	TD	PD	FF	FR	Yds
2023	Cle	1	0	0	0	0	0.0	0.0	0	0	-	0	0	0	0	0

HICKMAN'S GAME-BY-GAME STATISTICS

2023, CLEVELAND																
Date	Opp	GP	GS	TACKLES					INTERCEPTIONS				FUMBLES			
				Tot	So	As	Sk	Yd	Int	Yd	Lg	TD	PD	FF	FR	
9/10	Cin-W	1		0	0	0	0.0	0.0	0	0	0	-	0	0	0	0
9/18	at Pit-L															
9/24	Ten-W															
10/1	Bal-L															
10/15	SF-W															
10/22	at Ind-W															
10/29	at Sea-L															
11/5	Ari-W	1		0	0	0	0.0	0.0	0	0	-	0	0	0	0	
11/12	at Bal-W															
11/19	Pit-W	1		4	3	1	0.0	0.0	0	0	-	0	0	0	0	
11/26	at Den-L	1		1	1	0	0.0	0.0	0	0	-	0	0	0	0	
12/3	at LAR-L	1		0	0	0	0.0	0.0	0	0	-	0	0	0	0	
12/10	Jax-W	1	S	2	2	0	0.0	0.0	0	0	-	0	1	0	0	
12/17	Chi-W	1	S	5	4	1	0.0	0.0	0	0	-	0	1	0	0	
12/24	at Hou-W	1	S	6	3	3	0.0	0.0	0	0	-	0	0	0	0	
12/28	NYJ-W	1		4	3	1	0.0	0.0	1	30	30t	1	1	0	0	
1/7	at Cin-L	1	S	3	1	2	0.0	0.0	0	0	-	0	0	0	0	
2023 totals		10	4	25	17	8	0.0	0.0	1	30	30t	1	3	0	0	
1/13	at Hou-L1	1		0	0	0	0.0	0.0	0	0	-	0	0	0	0	

1-AFC Wild Card Round



58 | JORDAN HICKS



POSITION LINEBACKER | HEIGHT 6-1 | WEIGHT 235 | SCHOOL TEXAS
 BORN 6/27/1992 | ACQUIRED UFA (MIN.)-'24 | EXPERIENCE 10TH



CAREER TRANSACTIONS

Originally drafted by the Philadelphia Eagles in the third round (84th overall) of the 2015 NFL Draft... Signed as an unrestricted free agent by the Arizona Cardinals on March 15, 2019...Waived by the Cardinals on March 9, 2022...Signed as a free agent by the Minnesota Vikings on March 17, 2022...Signed as an unrestricted free agent by the Cleveland Browns on March 13, 2024.

KEY NOTES

- Has recorded at least 100 tackles in each of the past five seasons.
- Played in 13 games with 13 starts for the Vikings in 2023, recording 107 total tackles, one sack and one interception.
- Finished second on Vikings in tackles (129) in 2022, also tallying three sacks, 10 passes defended and four QB hits.
- Served as team captain for the Cardinals in 2020 and 2021.

PERSONAL

- Native of Cincinnati, Ohio and attended Lakota West High School where he played football and basketball.
- Born in Colorado Springs, Colorado, and also lived in Indiana (ages 1-6) and South Carolina (ages 6-11) before moving to Ohio.
- Has two sons, Ayven and Lukah, and a daughter, Taliya, with his wife, Ivana.

BEYOND FOOTBALL

- Launched TopTier Wealth Management in 2018, a financial management firm that aides professional athletes with their financial planning.

HICKS' CAREER STATISTICS

Year	Team	GP	GS	TACKLES			INTERCEPTIONS			FUMBLES			Yds			
				Tot	Solo	Asst	Sk	Yds	No	Yds	Lg	TD		PD	FF	FR
2015	Phi	8	5	50	42	7	1	6	2	67	67t	1	3	1	3	11
2016	Phi	16	16	85	58	27	1	3	5	41	34	0	11	0	1	0
2017	Phi	7	7	28	19	9	0	0	0	0	0	0	0	0	1	0
2018	Phi	12	12	91	61	30	3	22	0	0	0	0	5	0	1	13
2019	Ai	16	16	150	93	57	1.5	11.5	3	64	48	0	6	2	1	0
2020	Ari	16	16	118	78	40	0	1	6	6	0	4	0	0	0	0
2021	Ari	17	17	116	75	41	4	38	0	0	0	5	1	2	0	0
2022	Min	17	17	129	86	43	3	11	1	19	19	0	10	1	0	0
2023	Min	13	13	107	61	46	1	8	1	9	9	0	5	1	2	42
NFL totals		122	119	873	573	300	14.5	99.5	13	206	67t	1	49	6	11	66

PLAYOFFS

Year	Team	GP	GS	TACKLES			INTERCEPTIONS			FUMBLES			Yds			
				Tot	Solo	Asst	Sk	Yds	No	Yds	Lg	TD		PD	FF	FR
2017	Phi	0	0	0	0	0	0	0	0	0	0	0	0	0	0	0
2018	Phi	2	1	12	9	3	0	0	0	0	0	0	0	0	0	0
2021	Ari	1	1	8	2	6	0	0	0	0	0	0	0	0	0	0
2022	Min	1	1	8	6	2	0	0	0	0	0	0	0	0	0	0
NFL totals		4	3	28	17	11	0	0	0	0	0	0	0	0	0	0

ADDITIONAL STATISTICS: Career interceptions - Matt Cassel (1), Justin Fields (1), Ryan Fitzpatrick (1), Joe Flacco (1), Jimmy Garoppolo (1), Jalen Hurts (1), Daniel Jones (1), Eli Manning (1), Dak Prescott (1), Mark Sanchez (2), Jameis Winston (1), John Wolford (1). Special teams tackles - 1 in 2015.

SINGLE-GAME HIGHS & CAREER MILESTONES: TACKLES - 14, three times, vs. Det., 9/8/19; vs. GB, 9/11/22; vs. Det., 9/25/22. Solo - 10, twice, vs. NYG, 10/19/15; at Was., 11/6/22. INTERCEPTIONS: 2, vs. Dal., 1/1/17. Long - 67, at Dal., 11/8/15. TDs - 1, at Dal., 11/8/15. FUMBLES: Forced - 2, vs. Sea., 9/29/19. Recovered - 2, at SF, 11/7/21. Passes defended: 2, five times, last: vs. Ind., 9/23/18. Sacks - 1.5, vs. Atl., 9/6/18. NFL debut: at Atl., 9/14/15. First NFL start: at NYJ, 9/27/15.

HICKS' GAME-BY-GAME STATISTICS

2023, MINNESOTA

Date	Opp	GP	GS	TACKLES			INTERCEPTIONS			FUMBLES			FR			
				Tot	So	As	Sk	Yd	Int	Yd	Lg	TD		PD	FF	
9/10	TB-L	1	LB	3	1	2	0	0	0	0	0	0	0	0	0	0
9/14	at Phi-L	1	LB	11	8	3	0	0	0	0	0	0	0	0	0	0
9/24	LAC-L	1	LB	6	5	1	0	0	0	0	0	0	0	0	1	1
10/1	at Car-W	1	LB	13	5	8	0	0	0	0	0	0	0	0	0	0
10/8	KC-L	1	LB	10	6	4	0	0	0	0	0	0	0	1	0	0
10/15	at Chi-W	1	LB	10	5	5	0	0	1	9	9	0	1	0	1	0
10/23	SF-W	1	LB	8	4	4	0	0	0	0	0	0	0	1	0	0
10/29	at GB-W	1	LB	8	4	4	0	0	0	0	0	0	0	0	0	0
11/5	at Ari-W	1	LB	11	9	2	1	8	0	0	0	0	0	1	0	0
11/12	NO-W	1	LB	7	3	4	0	0	0	0	0	0	0	0	0	0
11/19	at Den-L															
11/27	Chi-L															
12/10	at LV-W															
12/16	at Cin-L															
12/24	Det-L	1	LB	9	6	3	0	0	0	0	0	0	0	1	0	0
12/31	GB-L	1	LB	4	1	3	0	0	0	0	0	0	0	0	0	0
1/7	at Det-L	1	LB	7	4	3	0	0	0	0	0	0	0	0	0	0
2023 totals		13	13	107	61	46	1	8	1	9	9	0	5	1	2	0

2022, MINNESOTA

Date	Opp	GP	GS	TACKLES			INTERCEPTIONS			FUMBLES			FR			
				Tot	So	As	Sk	Yd	Int	Yd	Lg	TD		PD	FF	
9/11	GB-W	1	LB	14	9	5	1	11	0	0	0	0	0	0	1	0
9/19	at Phi-L	1	LB	3	3	0	0	0	1	19	19	0	1	0	0	0
9/25	Det-W	1	LB	14	10	4	0	0	0	0	0	0	1	0	0	0
10/2	at NO-W	1	LB	7	4	3	0	0	0	0	0	0	0	0	0	0
10/9	Chi-W	1	LB	7	2	5	0	0	0	0	0	0	0	1	0	0
10/16	at Mia-W	1	LB	11	8	3	1	0	0	0	0	0	0	1	0	0
10/30	Ari-W	1	LB	6	6	0	0	0	0	0	0	0	0	0	0	0
11/6	at Was-W	1	LB	12	10	2	0	0	0	0	0	0	0	2	0	0
11/13	at Buf-W	1	LB	3	3	0	0	0	0	0	0	0	0	1	0	0
11/20	Dal-L	1	LB	7	4	3	0	0	0	0	0	0	0	0	0	0
11/24	NE-W	1	LB	8	6	2	1	0	0	0	0	0	0	0	0	0
12/4	NYJ-W	1	LB	6	4	2	0	0	0	0	0	0	0	1	0	0
12/11	at Det-L	1	LB	8	7	1	0	0	0	0	0	0	0	1	0	0
12/17	Ind-W	1	LB	7	3	4	0	0	0	0	0	0	0	0	0	0
12/24	NYG-W	1	LB	10	5	5	0	0	0	0	0	0	0	1	0	0
1/1	at GB-L	1	LB	4	1	3	0	0	0	0	0	0	0	0	0	0
1/8	at Chi-W	1	LB	2	1	1	0	0	0	0	0	0	0	0	0	0
2022 totals		17	17	129	86	43	3	11	1	19	19	0	10	1	0	0
1/15	NYG-L1	1	LB	8	6	2	0	0	0	0	0	0	0	0	0	0

1-NFC Wild Card Round



22 | NYHEIM HINES



POSITION RUNNING BACK | HEIGHT 5-9 | WEIGHT 196 | SCHOOL NORTH CAROLINA STATE
 BORN 11/12/1996 | ACQUIRED FA-'24 | EXPERIENCE 6TH

CAREER TRANSACTIONS

Originally drafted by the Indianapolis Colts in the fourth round of the 2018 NFL Draft...Traded to the Buffalo Bills on Nov. 1, 2022...Waived by the Bills on March 6, 2024...Signed as a free agent by the Cleveland Browns on March 18, 2024.

KEY NOTES

- Missed the 2023 season due to injury.
- Appeared in 81 games with 17 starts for the Colts (2018-22) and the Bills (2022-23), totaling 306 carries for 1,202 yards and 10 touchdowns. Adding 240 receptions for 1,778 yards and eight touchdowns.
- Became the 11th player in NFL history to have two kickoff return TDs in one game vs. N.E. on Jan. 8, 2023.
- Set Colts' franchise records for single-game punt return yards (195) and punt return touchdowns (two).
- One of five players in NFL history to have two punt returns for touchdowns of 70 yards or more in a single game.
- Finished collegiate career with 258 rushing attempts for 1,399 yards and 13 touchdowns. Also added 88 kickoff returns for 2,171 yards and two touchdowns, and 11 punt returns for 135 yards and one score.

PERSONAL

- Native of Garner, N.C. and attended Garner Magnet High School.
- Has a twin sister, Nyah, who was a large reason why he attended N.C. State so they could run track together.
- Won two ACC Championships in the outdoor 4x100 relay.
- Studied management at N.C. State.
- Can play the saxophone, clarinet and the drums.

BEYOND FOOTBALL

- National Spokesperson for the Muscular Dystrophy Association (MDA), a cause close to his heart as his mom is currently battling the disease.
- Supported MDA the last three seasons for the NFL's My Cause My Cleats initiative.

HINES' CAREER STATISTICS

Year	Team	GP	RUSHING						RECEIVING					
			GS	No	Yds	Avg	Lg	TD	No	Yds	Avg	Lg	TD	
2018	Ind	16	4	85	314	3.7	18	2	63	425	6.7	28	2	
2019	Ind	16	2	52	199	3.8	18	2	44	320	7.3	21	0	
2020	Ind	16	2	89	380	4.3	31	3	63	482	7.7	29	4	
2021	Ind	17	4	56	276	4.9	34	2	40	310	7.8	36	1	
2022	Ind	7	4	18	36	2.0	9	1	25	188	7.5	22	0	
2022	Buf	9	1	6	-3	-0.5	3	0	5	53	10.6	21	1	
2023	Buf	0	0	0	0	-	0	0	0	-	-	0	0	
NFL totals		81	17	306	1,202	3.9	94	10	240	1,778	7.4	36	8	

Year	Team	No	KICKOFF RETURNS				PUNT RETURNS						
			Yds	Avg	Lg	TD	No	FC	Yds	Avg	Lg	TD	
2018	Ind	0	0	-	0	0	0	0	0	0	0	0	0
2019	Ind	6	123	20.5	25	0	9	4	281	31.2	84	2	
2020	Ind	3	70	23.3	27	0	30	14	300	10	26	0	
2021	Ind	4	70	17.5	20	0	23	14	170	7.4	16	0	
2022	Ind	0	0	-	0	0	11	3	111	10.1	24	0	
2022	Buf	19	554	29.2	101	2	16	11	153	9.6	28	0	
2023	Buf	0	0	-	0	0	0	0	0	0	0	0	
NFL totals		32	817	25.5	101	2	89	46	1,015	11.4	84	2	

Year	Team	GP	RUSHING						RECEIVING					
			GS	Att	Yds	Avg	LG	TD	No	Yds	Avg	Lg	TD	
2018	Ind	2	1	0	0	0	0	0	3	24	8	14	0	
2020	Ind	1	0	1	8	8	8	0	6	75	12.5	33	0	
2022	Buf	2	0	2	11	5.5	7	0	0	0	0	0	0	
2023	Buf	0	0	0	0	0	0	0	0	0	0	0		
NFL totals		5	1	3	19	6.3	8	0	9	99	11	33	0	

Year	Team	No	KICKOFF RETURNS				PUNT RETURNS					
			Yds	Avg	Lg	TD	No	FC	Yds	Avg	Lg	TD
2018	Ind	0	0	0	0	0	0	0	0	0	0	0
2020	Ind	0	0	0	0	0	1	2	14	14	14	0
2022	Buf	6	146	24.3	30	0	3	3	17	5.7	11	0
2023	Buf	0	0	0	0	0	0	0	0	0	0	0
NFL totals		6	146	24.3	30	0	4	5	31	7.8	14	0

ADDITIONAL STATISTICS: 100-yard rushing games: N/A. 100-scrimmage yard games: N/A. Special teams tackles: 1 in 2018, 1 in 2019, 1 in 2022. NFL totals: 3.

CAREER MILESTONES: RUSHING: Attempts - 15, at NE, 10/4/18. Yards - 78, at Oak., 10/28/18. TDs - 1, ten times, last vs. Was., 10/30/22. Long - 34, vs. NYJ, 11/4/21. RECEIVING: Receptions - 9, twice, vs. Hou., 9/30/18; at Jax., 12/2/18. Yards - 66, vs. Ten., 11/29/20. TDs - 2, vs. Hou., 9/30/18. Long - 36, at Ten., 9/26/21. NFL debut: vs. Cin., 9/9/18. First NFL start: vs. Hou., 9/30/18.

HINES' GAME-BY-GAME STATISTICS

Date	Opp	GP	RUSHING						RECEIVING					
			GS	No	Yds	Avg	Lg	TD	No	Yds	Avg	Lg	TD	
9/21	at NYJ-L													
9/27	Ind-L													
9/24	at Was-W													
10/1	Ind-L													
10/8	Jax-L													
10/15	NYG-W													
10/22	at NE-L													
10/26	TB-W													
11/5	at Cin-L													
11/13	Den-L													
11/19	NYJ-W													
11/26	at Phi-L													
12/10	at KC-W													
12/17	Dal-W													
12/23	at LAC-W													
12/31	NE-W													
1/7	at Mia-W													
2023 totals		0	0	0	0	0	0	0	0	0	0	0	0	0
1/15	Pit-W													
1/21	KC-L													
1-AFC Wild Card Round														
2-AFC Divisional Round														

HINES CONTINUED

2022, INDIANAPOLIS

Date	Opp	GP	GS	RUSHING					RECEIVING				
				No	Yds	Avg	Lg	TD	No	Yds	Avg	Lg	TD
9/11 at	Hou-T	1		3	4	1.3	3	0	6	50	8.3	15	0
9/18 at	Jax-L	1	RB	1	0	0	0	0	4	37	9.3	19	0
9/25	KC-W	1	RB	3	7	2.3	7	0	5	23	4.6	8	0
10/2	Ten-L	1	RB	1	0	0	0	0	2	3	1.5	6	0
10/6 at	Den-W	1	RB	1	3	3	3	0	1	5	5	5	0
10/16	Jax-W			***inactive***									
10/23 at	Ten-L	1		4	2	0.5	2	0	5	41	8.2	14	0
10/30	Was-L	1		5	20	4	9	1	2	29	14.5	22	0
2022, BUFFALO													
11/6 at	NYJ-L	1		0	0	-	-	0	0	0	-	-	0
11/13	Min-L	1		0	0	-	-	0	1	9	9	9	0
11/20	Cle-W	1		1	-8	-8	-8	0	0	0	-	-	0
11/24 at	Det-W	1		1	3	3	3	0	0	0	-	-	0
12/1 at	NE-W	1	RB	2	-3	-1.5	0	0	1	21	21	21	0
12/11	NYJ-W	1		1	3	3	3	0	1	4	4	4	0
12/17	Mia-W	1		0	0	-	-	0	1	10	10	10	1
12/24 at	Chi-W	1		1	2	2	2	0	1	9	9	9	0
1/8	NE-W	1		0	0	-	-	0	0	0	-	-	0
2022 totals													
		16	5	24	33	14.9	9	1	32	252	7.9	22	1
1/15	Mia-W	1		0	0	-	-	0	1	7	7	7	0
1/22	Cin-L	1		0	0	-	-	0	1	4	4	4	0
1-AFC Wild Card Round													
2-AFC Divisional Round													

2021, INDIANAPOLIS

Date	Opp	GP	GS	RUSHING					RECEIVING				
				No	Yds	Avg	Lg	TD	No	Yds	Avg	Lg	TD
9/12	Sea-L	1		9	34	3.8	8	0	6	48	8	19	0
9/19	LAR-L	1		1	5	5	5	0	1	17	17	10	0
9/26 at	Ten-L	1		6	25	4.2	9	1	5	54	10.8	86	0
10/3 at	Mia-W	1		2	6	3	7	0	2	5	2.5	3	0
10/11 at	Bal-L	1		4	18	4.5	11	0	0	0	-	0	0
10/17	Hou-W	1		4	13	3.3	7	0	1	9	9	9	0
10/24 at	SF-W	1		8	14	1.8	8	0	1	-2	-2	-2	0
10/31	Ten-L	1		1	2	2	2	0	4	22	5.5	9	0
11/4	NYJ-W	1	RB	6	74	12.3	34	1	4	34	8.5	13	0
11/14	Jax-W	1	RB	2	17	8.5	10	0	2	17	8.5	10	0
11/21 at	Buf-W	1		4	31	7.8	19	0	0	0	-	0	0
11/28	TB-L	1		1	3	3	3	0	3	26	8.7	10	0
12/5 at	Hou-W	1		3	24	8	10	0	3	32	10.7	24	0
12/18	NE-W	1		0	0	-	0	0	1	8	8	8	1
12/25 at	Ari-W	1	RB	3	11	3.7	5	0	1	7	7	7	0
1/2	LV-L	1	RB	2	4	2	3	0	4	14	3.5	6	0
1/9 at	Jax-L	1		0	0	-	0	0	2	19	9.5	10	0
2021 totals													
		17	4	46	276	4.9	34	2	40	310	7.8	36	1

2020, INDIANAPOLIS

Date	Opp	GP	GS	RUSHING					RECEIVING				
				No	Yds	Avg	Lg	TD	No	Yds	Avg	Lg	TD
9/13 at	Jax-L	1		7	28	4	12	1	8	45	5.6	9	1
9/20	Min-W	1		0	0	-	0	0	1	4	4	4	0
9/27	NYJ-W	1		7	21	3	11	0	4	40	10	12	0
10/4 at	Chi-W	1		9	24	2.7	12	0	3	8	2.7	15	0
10/11 at	Cle-L	1		3	8	2.7	5	0	2	22	11	18	0
10/18	Cin-W	1		0	0	-	0	0	5	27	5.4	11	0
11/1 at	Det-W	1		5	8	1.6	6	0	3	54	18	29	2
11/8	Bal-L	1		2	18	9	14	0	2	20	10	17	0
11/12 at	Ten-W	1		12	70	5.8	14	1	5	45	9	13	1
11/22	GB-W	1	RB	6	2	0.3	4	0	3	31	10.3	13	0
11/29	Ten-L	1	RB	10	29	2.9	10	0	8	66	8.3	19	0
12/6 at	Hou-W	1		6	10	1.7	5	1	3	22	7.3	9	0
12/13 at	LV-W	1		7	58	8.3	31	0	4	17	4.3	6	0
12/20	Hou-W	1		5	43	8.6	23	0	2	11	5.5	9	0
12/27 at	Pit-L	1		8	44	5.5	11	0	4	20	5	11	0
1/3	Jax-W	1		2	17	8.5	20	0	6	50	8.3	14	0
2020 totals													
		16	2	95	455	4.8	33	3	64	490	7.7	29	4
1/9 at	Buf-L	1		6	75	12.5	33	0	1	8	8	8	0
1-AFC Wild Card Round													

2019, INDIANAPOLIS

Date	Opp	GP	GS	RUSHING					RECEIVING				
				No	Yds	Avg	Lg	TD	No	Yds	Avg	Lg	TD
9/8 at	LAC-L	1	RB	4	13	3.3	6	0	4	4	1	8	0
9/15 at	Ten-W	1		2	9	4.5	5	0	1	5	5	5	0
9/22	AtH-W	1		2	3	1.5	2	0	3	26	8.7	17	0
9/29	Oak-L	1		3	6	2	4	0	6	39	6.5	14	0
10/6 at	KC-W	1		2	-1	-0.5	3	0	4	46	11.5	18	0
10/20	Hou-W	1		1	3	3	3	0	1	13	13	13	0
10/27	Den-W	1		4	12	3	11	0	3	34	11.3	20	0
11/3 at	Pit-L	1		1	7	7	7	0	1	21	21	21	0
11/10	Mia-L	1		3	14	4.7	7	0	4	30	7.5	12	0
11/17	Jax-W	1		3	11	3.7	7	1	3	24	8	19	0
11/21 at	Hou-L	1		9	51	5.7	18	0	2	10	5	5	0
12/1	Ten-L	1	RB	4	22	5.5	14	1	2	18	9	11	0
12/8 at	TB-L	1		4	1	0.3	5	0	4	24	6	8	0
12/16 at	NO-L	1		2	10	5	5	0	2	2	1	1	0
12/22	Car-W	1		1	4	4	4	0	1	2	2	2	0
12/29 at	Jax-L	1		7	34	4.9	15	0	3	22	7.3	9	0
2019 totals													
		16	2	62	199	3.8	18	2	44	320	7.3	21	0

2018, INDIANAPOLIS

Date	Opp	GP	GS	RUSHING					RECEIVING				
				No	Yds	Avg	Lg	TD	No	Yds	Avg	Lg	TD
9/9	Cin-L	1		5	19	3.8	6	0	7	33	4.7	17	0
9/16 at	Was-W	1		4	7	1.8	8	1	1	-2	-2	-2	0
9/23 at	Phi-L	1		5	18	3.6	14	0	5	25	5	12	0
9/30	Hou-L	1	RB	4	10	2.5	7	0	9	63	7	14	2
10/4 at	NE-L	1	RB	15	45	3	9	0	7	45	6.4	21	0
10/14 at	NYJ-L	1		3	14	4.7	8	0	2	21	10.5	11	0
10/21	Buf-W	1		5	47	9.4	18	0	1	-5	-5	-5	0
10/28 at	Oak-W	1		11	78	7.1	15	0	2	7	3.5	7	0
11/11	Jax-W	1	RB	3	3	1	2	0	3	19	6.3	9	0
11/18	Ten-W	1		5	14	2.8	8	0	1	20	20	20	0
11/25	Mia-W	1		9	28	3.1	9	0	2	22	11	19	0
12/2 at	Jax-L	1		4	5	1.3	3	0	9	50	5.6	11	0
12/9 at	Hou-W	1		3	1	0.3	2	0	3	16	5.3	10	0
12/16	Dal-W	1	RB	6	19	3.2	8	0	4	45	11.3	19	0
12/23	NYG-W	1		2	2	1	1	1	4	41	10.3	28	0
12/30 at	Ten-W	1		1	4	4	4	0	3	25	8.3	17	0
2018 totals													
		16	4	85	314	3.7	18	2	63	425	6.7	28	2
1/5 at	Hou-W	1	RB	0	0	-	0	0	0	0	-	0	0
1/12 at	KC-L	1		0	0	-	0	0	0	0	-	0	0
1-AFC Wild Card Round													
2-AFC Divisional Round													

COMMUNITY

STAFF

PLAYERS

2023 SEASON

HISTORY

RECORDS



7 | DUSTIN HOPKINS



POSITION KICKER | HEIGHT 6-2 | WEIGHT 210 | SCHOOL FLORIDA STATE
BORN 10/1/1990 | ACQUIRED TR. (LAC)-'23 | EXPERIENCE 11TH

CAREER TRANSACTIONS

Originally drafted by the Buffalo Bills in the sixth round of the 2013 NFL Draft...Waived by Buffalo on August 25, 2014...Signed to the New Orleans Saints' practice squad on December 17, 2014...Signed by the Saints to active roster on December 29, 2014...Waived by the Saints on September 5, 2015...Signed by Washington on September 14, 2015... Waived by Washington on October 20, 2021...Signed by the Los Angeles Chargers on October 26, 2021... Traded to the Cleveland Browns on August 28, 2023.

AWARDS/HONORS

- Named AFC Special Teams Player of the Week for Week 6 in 2022, Week 6 in 2023 and Week 7 in 2023.
- Named NFC Special Teams Player of the Week for Week 3 in 2016 and Week 13 in 2020.
- Named NFC Special Teams Player of the Month in September 2016.
- Browns single season record holder with 33 made field goals in 2023.
- Set NFL record with at least one 50-plus yard field goal in five consecutive games in 2023.

KEY NOTES

- Inked three-year extension with Browns on July 17, 2024.
- Joined the Browns via trade prior to the start of the 2023 season and had a record setting year. Set Browns single season record with 33 made field goals. Scored 123 points, the most by a Browns kicker and second only to RB Jim Browns' 126 points in 1965. Converted four game-winning field goals.
- Connected on four field goals at Ind. on Oct. 22, 2023, including three from 50-plus yards. Set an NFL record with at least one 50-plus yard field goal in five consecutive games. Set career-long with 58-yard field goal, tied for the second-longest in Browns history.
- Set Browns single season record with eight made field goals from 50-plus yards in 2023.
- In 2022, he connected on 9 of 10 field goal attempts and all 12 PATs in five games with the Chargers before being placed on injured reserve with a hamstring injury.
- In Week 6, was named the AFC Special Teams Player of the Week following a four field goal performance,

including a 39-yard game-winner against the Denver Broncos.

- Made all 11 field goals and five extra points with Washington in September 2016, earning NFC Special Teams Player of the Month for his efforts.
- Set career-high five field goals at NYG on Sept. 25, 2016.
- Set a NCAA career scoring record for kickers (466 points) during his four years at Florida State. And set an NCAA record with 88 made field goals.
- Chosen as a finalist for the Danny Wuerffel Trophy, which is presented annually to the Division 1 player who best exemplifies excellence in the community, classroom and on the field.

PERSONAL

- Native of Austin, Texas and attended Clear Lake High School.
- Graduated from Florida State with a degree in media/communications studies in just three years.
- Married, Gabrielle, with two sons, Wake and Wiley.

BEYOND FOOTBALL

- Founded The Well Foundation with his wife to assist families with children on the autism spectrum.

HOPKINS' CAREER STATISTICS

Year	Team	FIELD GOALS				EXTRA POINTS				SCORING	
		FGM	FGA	Pct	Lg	Blk	XP	XPA	Pct	Blk	Points
2013	Buf	0	0	-	-	0	0	0	-	0	0
2015	Was	25	28	89.3	54	1	39	40	97.5	0	114
2016	Was	34	42	81.0	53	0	36	39	92.3	0	138
2017	Was	14	17	82.4	49	0	18	19	94.7	0	60
2018	Was	26	29	89.7	56	0	25	26	96.2	0	103
2019	Was	25	30	83.3	53	1	21	22	95.5	0	98
2020	Was	27	34	79.4	51	0	30	32	93.8	0	111
2021	Was	12	14	86.7	50	0	10	12	83.3	0	48
2021	LAC	18	20	90.0	50	0	30	32	93.8	0	68
2021 totals		30	34	88.2	50	0	40	44	90.9	0	130
2022	LAC	9	10	90.0	43	0	12	12	100.0	0	39
2023	Cle	33	36	91.7	58	0	24	26	92.3	0	123
NFL totals		223	260	85.8	58	2	245	260	94.2	0	914

FIELD GOALS

Year	Team	1-19	Pct	20-29	Pct	30-39	Pct	40-49	Pct	50+	Pct
2013	Buf	0	-	0	-	0	-	0	-	0	-
2015	Was	0/0	-	6/6	100.0	9/9	100.0	7/8	87.5	2/4	50.0
2016	Was	0/0	-	10/10	100.0	10/12	83.3	7/9	77.8	3/7	42.9
2017	Was	1/1	100.0	7/7	100.0	2/2	100.0	4/5	80.0	0/2	0.0
2018	Was	0/0	-	5/5	100.0	7/7	100.0	10/12	83.3	4/5	80.0
2019	Was	0/0	-	7/8	87.5	8/9	88.8	8/10	80.0	2/3	66.7
2020	Was	0/0	-	5/5	100.0	7/8	87.5	13/17	76.5	2/4	50.0
2021	Was	0/0	-	3/3	100.0	2/2	100.0	6/7	85.7	1/2	50.0
2021	LAC	1/1	100.0	4/4	100.0	3/3	100.0	7/7	100.0	1/3	33.3
2021 totals		2/2	100.0	8/8	100.0	5/5	100.0	13/14	92.9	2/5	40.0
2022	LAC	0/0	0	2/2	100.0	8/6	100.0	1/2	50.0	0/0	-
2023	Cle	0/0	-	8/8	100.0	7/7	100.0	10/13	76.9	8/8	100.0
NFL totals		4/4	100.0	61/62	98.4	64/68	94.1	86/104	82.7	25/43	58.1

PLAYOFFS

Year	Team	FIELD GOALS			EXTRA POINTS				SCORING		
		FGM	FGA	Pct	Lg	Blk	XP	XPA	Pct	Blk	Points
2015	Was	1	1	100	26	0	1	2	50.0	0	4
2020	Was	1	1	100	36		2	2	100	0	5
2022	LAC	0	0	-	-	0	0	0	-	0	0
2023	Cle	0	0	-	-	0	0	0	-	0	0
NFL totals		2	2	100	36	0	3	4	75.0	0	9

FIELD GOALS

Year	Team	1-19	Pct	20-29	Pct	30-39	Pct	40-49	Pct	50+	Pct
2015	Was	0/0	0	1/1	100	0/0	0	0/0	0	0/0	0
2020	Was	0/0	0	0/0	100	1/1	100	0/0	0	0/0	0
2022	LAC	0/0	0	0/0	0	0/0	0	0/0	0	0/0	0
2023	Cle	0/0	0	0/0	0	0/0	0	0/0	0	0/0	0
NFL totals		0/0	0	1/1	100	1/1	100	0/0	0	0/0	0

2015: (46); (44,37); (20, 38, 33); (53WR, 28, 52); (54, 30); (35); (23); (35, 23, 40, 22); (51BK, 41, 33); (45, 36, 46, 43WR); (47); (28); (27,33)
 2016: (31, 40, 34); (36,29,22); (48,33,45, 25, 37); (49); (56S, 27); (32, 50); (45HL, 38); (20, 55S, 40, 34WL); (30, 37, 50, 28); (37); (43WL, 24, 55WR, 20); (47, 20, 53); (38HL); (43, 26, 34); (28, 20)
 2017: (33); (41, 22, 51HR); (52WL, 23, 28); (19,40); (48, 21); (24, 32); (26, 29)
 2018: (31); (49, 49WL, 27, 49); (35); (37, 53); (49, 56, 29); (21, 25); (41WL, 53, 39); (43, 43, 26); (63S); (31); (44, 27); (46, 33, 36); (50, 40, 46)
 2019: (41, 48); (43WL, 35); (21); (21, 55WR); (39WR); (21, 30, 43); (29, 33, 39); (44, 29HR); (28, 37, 42, 39); (25, 42, 49BLK, 36); (52); (53, 43)
 2020: (48WL, 38, 40); (24); (54HL, 43); (48); (47WR, 35, 28); (30, 44WR); (48,44); (38, 43WR, 41); (32, 50, 38WR); (23, 36); (48, 45, 45); (53WR, 51, 21, 21); (48); (48, 26)
 2021: (30, 43, 48, 51WL); (49, 37, 43); (21); (45, 23, 24); (50, 43, 42WL); (48); (30, 29); (46, 24); (30, 41); (52WL); (43, 43); (27, 39)
 2022: (43, 49WL); (31); (25); (23, 37); (37, 31, 35, 39)
 2023: (42, 34, 43) (43, 43WL, 55)(48, 52)(53)(47WL, 42, 46, 50, 29)(44, 54, 54, 58)(30, 45, 48WL)(36, 28, 23, 40)(25, 34)(23, 34)(40, 24)(55)(33, 34)(4)

CAREER MILESTONES: Game-winning FGs: 9 (36 yds, vs. Jax., 12/16/18; 39 yds, vs. Det., 11/24/19; 43 yds, vs. NYG, 9/16/21; 29 yds, vs. Phi., 11/7/21; 39 yds, vs. Den, 10/17/22; 29 yds, vs. S.F., 10/15/23; 40 yds, at Bal., 11/12/23; 34 yds., vs. Pit., 11/19/23; 34 yds., vs. Chi., 12/17/23. Special teams tackles: 2 in 2015, 1 in 2018, 2 in 2019, 1 in 2020, 3 in 2021, 1 in 2022, 1 in 2023. NFL total: 11. NFL debut: vs. STL, 9/20/15

BROWNS BROTHERS

There are six sets of brothers that have appeared in regular-season games for the Browns:

JERRY BALL and ANTHONY MALBROUGH (half-brothers)

Jerry Ball played DT for the Browns in 1993, appearing in all 16 games and making seven starts. Ball finished with 43 tackles and three sacks during his year in Cleveland. Ball later returned to the Browns at the end of his 13-year career in 1999 and recorded three starts, one tackle and one sack. His half brother Anthony Malbrough played DB for Cleveland during the 2000 season, starting in one of his nine games played and recording 15 tackles.

PRESTON AND LEW CARPENTER

Preston Carpenter played his first four NFL seasons (1956-59) for the Browns, spending his rookie season in the backfield and his remaining three years as a WR. As a rookie, Preston ran for 756 yards on 188 carries. Over the next three seasons, he amassed 80 receptions for 1,244 yards and five TDs. Preston played the first 48 of 149 career games with Cleveland. His brother, Lew, played RB for the Browns during the 1957 and 1958 seasons, totaling 623 yards rushing and six TDs on 153 attempts over the two-year span.

JIM AND LIN HOUSTON

The Houston Brothers, Jim and Lin, both played their entire careers for the Cleveland Browns. Jim tallied 177 games played at LB from 1960-72, and racked up 278 return yards and three TDs on 14 interceptions. His brother, Lin, played offensive line for Cleveland from 1950-53, finishing his four-year career with 47 games played.

ED AND DICK MODZELEWSKI

Dick Modzelewski finished his 14-year career in Cleveland, played DT in 42 games for the Browns from 1964 to 1966. Dick finished with 180 career games played, and went on to serve as the Browns defensive coordinator in 1976 and 1977. His brother, Ed, played RB for the Browns from 1955-1959 (56 games). Ed totaled 1,097 and eight TDs on 311 carries, while also adding 27 receptions, 168 receiving yards and three TD catches as a Brown. In addition Cleveland, the Modzelewski brothers also both played for the University of Maryland.

JOSH AND LUKE MCCOWN

Luke McCown was drafted by the Browns in the fourth round (106th overall) of the 2004 NFL Draft. As a rookie, Luke played in five games, starting four and throwing for 608 yards and four TDs. His brother, Josh, was signed as a free agent by the Browns in the spring of 2015 and enters his 13th year in the NFL.

DUSTIN AND BRITTON COLQUITT

Britton Colquitt spent three seasons with the Browns from 2016-18. He played in 48 games and punted the ball 186 times for a 45.1 yard per punt average. His brother, Dustin was signed by the Browns in Decemeber 10, 2024 and played in five games.



66 | JAMES HUDSON III



POSITION TACKLE | HEIGHT 6-5 | WEIGHT 313 | SCHOOL CINCINNATI
BORN 5/13/1999 | ACQUIRED D4A-'21 | EXPERIENCE 4TH

CAREER TRANSACTIONS

Originally drafted by the Cleveland Browns in the fourth round (110th overall) of the 2021 NFL Draft.

KEY NOTES

- Played in 16 games with six starts at RT for the Browns in 2023.
- Played in all 17 games with three starts at RT in 2022 and helped RB Nick Chubb finish third in the NFL with 1,525 rushing yards.
- Played in 12 games with four starts at RT as a rookie in 2021. Helped the Browns lead the NFL in rushing average with a 5.09 mark, the highest average by a Browns team since 1966. The offensive line opened holes for RB Nick Chubb, who finished second in the league in rushing yards.
- Played high school (Central Catholic), college (Cincinnati) and professional (Browns) football all in the state of Ohio.
- Played in 11 games at Cincinnati from 2019-20 after transferring from Michigan (2017-18). Helped bookend an offensive line which was tabbed as a semifinalist for the Joe Moore Award. Cincinnati averaged an AAC-best 5.6 yards per carry in 2020 and ran for 212.4 yards per game on the ground and allowed an AAC-low nine sacks during the regular season in 2020.

PERSONAL

- Native of Toledo, Ohio and attended Central Catholic High School.
- Named to the 2016 Associated Press First Team All-Ohio list.

HUDSON III'S CAREER STATISTICS

Year	Team	GP	GS
2021	Cle	12	4
2022	Cle	17	3
2023	Cle	16	7
NFL totals		45	14
PLAYOFFS			
Year	Team	GP	GS
2023	Cle	1	1

CAREER MILESTONES: NFL debut: vs. Hou., 9/19/21. First NFL start: vs. AZ, 10/17/21.



47 | CHARLEY HUGHLETT



POSITION LONG SNAPPER | HEIGHT 6-4 | WEIGHT 248 | SCHOOL CENTRAL FLORIDA
BORN 5/16/1990 | ACQUIRED FA-'14 | EXPERIENCE 10TH

CAREER TRANSACTIONS

Signed by the Dallas Cowboys as an undrafted free agent on April 30, 2012...Waived by the Cowboys on Aug. 27, 2012...Signed by the Cowboys on Jan. 7, 2013...Waived by the Cowboys on May 29, 2013...Signed by the New England Patriots on March 19, 2014...Waived by the Patriots on May 15, 2014...Signed by the Jacksonville Jaguars on June 19, 2014...Waived by the Jaguars on Aug. 25, 2014...Added to the Patriots' practice squad on Sept. 1, 2014...Released from the Patriots' practice squad on Sept. 3, 2014...Added to the Cleveland Browns' practice squad on Sept. 30, 2014...Released from Browns' practice squad on Oct. 7, 2014... Added to the Patriots' practice squad on Nov. 26, 2014...Released by the Patriots on Nov. 28, 2014... Signed by the Kansas City Chiefs to the practice squad on Dec. 17, 2014...Signed by the Browns to the active roster on Dec. 24, 2014.

KEY NOTES

- Enters 2024 having appeared in 147 games with Browns, the third-most by a Cleveland player since 1999.
- Played in 100th consecutive game with the Browns at Minnesota on Oct. 3, 2021, becoming only third Brown (T Joe Thomas and K Phil Dawson) to accomplish feat since the team returned in 1999.
- Voted Browns special teams captain by teammates three times (2019, 2022, 2023).
- Handled Browns long snapping duties in every game since 2015.
- Logged 22 career special teams stops.
- Signed a four-year contract extension on Oct. 28, 2022.

PERSONAL

- Married to wife, Christie.
- Attended Hillsborough High School in Tampa, Fla.
- Worked as a personal trainer and strength and conditioning coach at a gym in Tampa, Fla. from 2012-13.
- Majored in biology at Central Florida.

BEYOND FOOTBALL

- Supported the Gunner Martin Foundation through My Cause, My Cleats.
- Annually volunteers as a counselor at a summer camp in Florida for children with muscular dystrophy.
- Wore slogan "End Racism" on his helmet last season as part of the NFL's social justice initiative. Also spoke to Northeast Ohio students as part of the Build the Bridge program created to innovate a coalition of coaches, players, parents, administration, and community members to foster the success of student-athletes through social-emotional, educational, and athletic advancement.
- Father, Jim, has been battling diabetes for the past 25 years, so through the league's My Cause My Cleats campaign he represents his dad in collaboration with the American Diabetes Association.

HUGHLETT'S CAREER STATISTICS

Year	Team	GP
2015	Cle	16
2016	Cle	16
2017	Cle	16
2018	Cle	16
2019	Cle	16
2020	Cle	16
2021	Cle	17
2022	Cle	17
2023	Cle	17
NFL totals		147

PLAYOFFS

Year	Team	GP
2020	Cle	2
2023	Cle	1
NFL totals		3

ADDITIONAL STATISTICS: Special teams tackles - 4 in 2015; 5 in 2016; 4 in 2017; 4 in 2018; 2 in 2019; 1 in 2020; 1 in 2023 NFL totals: 22. Forced one fumble on special teams (vs. Bal., 10/7/18).

CAREER MILESTONES: NFL debut: at NYJ, 9/13/15.



10 | TYLER HUNTLEY



POSITION QUARTERBACK | HEIGHT 6-1 | WEIGHT 205 | SCHOOL UTAH
BORN 2/3/1998 | ACQUIRED UFA (BAL.)-'24 | EXPERIENCE 5TH



CAREER TRANSACTIONS

Signed as an undrafted free agent by the Baltimore Ravens on April 27, 2020...Waived by the Ravens on Sept. 5, 2020...Signed to the Ravens' practice squad on Sept. 6, 2020...Elevated to the Ravens' active roster on Dec. 2, 2020 and reverted back to the practice squad on Dec. 3, 2020... Elevated to the Ravens' active roster on Dec. 19, 2020 and reverted back to the practice squad on Dec. 21, 2020... Elevated to the Ravens' active roster on Dec. 26, 2020 and reverted back to the practice squad on Dec. 28, 2020... Elevated to the Ravens' active roster on Jan. 2, 2021 and reverted back to the practice squad on Jan. 4, 2021... Elevated to the Ravens' active roster on Jan. 9, 2021 and reverted back to the practice squad on Jan. 11, 2021... Elevated to the Ravens' active roster on Jan. 15, 2021 and reverted back to the practice squad on Jan. 18, 2021...Signed by the Ravens to the reserve/futures list Jan. 18, 2021...Signed as an unrestricted free agent by the Cleveland Browns on March 20, 2024.

AWARDS/HONORS

- 2022 Pro Bowl selection.

KEY NOTES

- Appeared in five games with one start for the Ravens in 2023.
- Saw action in six games with four starts for the Ravens in 2022 in relief of QB Lamar Jackson. Completed 75-of-112 passes for 658 yards and two touchdowns while adding 43 rushing attempts for 137 yards and one touchdown.
- Made first NFL start on Nov. 21, 2021 against the Chicago Bears, completing 26-of-36 passes for 219 yards, adding 40 rushing yards in the win.
- Appeared in seven games with four starts for the Ravens in 2021, completing 122-of-188 passes for 1,081 yards and three touchdowns while adding 294 rushing yards and two touchdowns on 47 carries. Completed 27-of-38 passes for a career-high 270 yards and his first-career touchdown against Cleveland on Dec. 12, 2021 following QB Lamar Jackson's second-quarter departure.

- As a rookie, played in two regular season games and one postseason contest (AFC Divisional Playoff) in 2020 .
- Played in 37 career games with 33 starts for Utah posting a 23-10 record as a starter, ranking third all time in career wins by a Utah QB.

PERSONAL

- Native of Hallandale Beach, Fla. and attended Hallandale High School.
- As a senior, named the Florida Gatorade Player of the Year.
- Has one son, Tyler Huntley Jr.

BEYOND FOOTBALL

- Participated in various community events, including distributing coats and cold-weather gear to individuals at the Helping Up Mission addiction and homeless shelter.

HUNTLEY'S CAREER STATISTICS

Year	Team	GP	GS	PASSING										
				Att	Cmp	Pct	Yds	Yds/Att	TD	Int	Lg	Sk	Yds Lst	Rating
2020	Bal	2	0	5	3	60.0	15	3	0	0	8	0	0	64.6
2021	Bal	7	4	188	122	64.9	1081	5.8	3	4	43	18	107	76.6
2022	Bal	6	4	112	75	67.0	658	5.9	2	3	40	7	34	77.2
2023	Bal	5	1	37	21	56.8	203	5.5	3	0	27	4	28	99.3
NFL totals	20	9	9	342	221	64.60%	1957	5.7	8	7	43	29	189	79

Year	Team	GP	GS	RUSHING				
				No	Yds	Avg	Lg	TD
2020	Bal	2	0	10	23	2.3	19	0
2021	Bal	7	4	47	294	6.3	21	2
2022	Bal	6	4	43	137	3.2	14	1
2023	Bal	5	1	15	55	3.7	11	0
NFL totals	20	9	9	115	509	4.4	21	3

PLAYOFFS

Year	Team	GP	GS	PASSING										
				Att	Cmp	Pct	Yds	Yds/Att	TD	Int	Lg	Sk	Yds Lst	Rating
2020	Bal	1	0	13	6	46.2	60	4.6	0	0	29	1	8	59.8
2022	Bal	1	1	29	17	58.6	226	7.8	2	1	41	2	17	92
2023	Bal	0	0	0	0	-	0	-	0	0	0	0	0	-
NFL totals	2	1	1	42	23	54.8	286	6.8	2	1	41	3	25	82

Year	Team	GP	GS	RUSHING				
				No	Yds	Avg	Lg	TD
2020	Bal	1	0	3	32	10.7	19	0
2022	Bal	1	1	9	54	6	35	0
2023	Bal	0	0	0	0	-	0	0
NFL totals	2	1	1	12	86	7.2	35	0

ADDITIONAL STATISTICS: Career record as starting QB: 9-6 (.333). Career postseason record as starting QB: 0-1 (.000). 300-yard passing games: N/A. FUMBLES: 9 (4 lost).

SINGLE-GAME HIGHS & CAREER MILESTONES, PASSING: Attempts - 40, vs. GB, 12/19/21. Completions - 28, vs. GB, 12/19/21. Completion percentage - 100.0, twice, at Cin., 1/3/21; vs. Mia., 12/31/23. Yards - 270, at Cle., 12/12/21. TDs - 2, twice, vs. GB, 12/19/21; at Cin., 1/15/23. Long - 43, vs. GB, 12/19/21. QB Rating - 158.3, vs. Mia., 12/31/23. Interceptions - 2, vs. Pitt., 1/9/22. **RUSHING:** Attempts - 13, vs. GB, 12/19/21. Yards - 73, vs. GB, 12/19/21. Long - 35, at Cin., 1/15/23. TDs - 2, vs. GB, 12/19/21. NFL debut: vs. Jax, 12/20/20. First NFL start: at Chi., 11/21/21.

HUNTLEY'S GAME-BY-GAME STATISTICS

2023, BALTIMORE

Date	Opp	GP	PASSING						RUSHING								
			GS	Att	Cmp	Yds	Pct	TD	INT	LG	SK	Rtg	Att	Yds	TD		
9/10	Hou-W																
9/17 at	Cin-W																
9/24	Ind-L																
10/1 at	Cle-W	1	0	0	0	0	-	0	0	0	0	-	2	8	0		
10/8 at	Pit-L																
10/15 at	Ten-W																
10/22	Det-W	1	1	0	0	0.00		0	0	0	0	39.6	0	0	0		
10/29 at	ARI-W																
11/5	Sea-W	1	7	5	38	71.4	1	0	13	0	123.8	4	8	0			
11/12	Cle-L																
11/16	Cin-W																
11/26 at	LAC-W																
12/10	LAR-W																
12/17 at	Jax-W																
12/25 at	SF-W																
12/31	Mia-W	1	1	1	19	100.0	1	0	19	0	158.3	1	-1	0			
1/6	Pit-L	1	QB	28	15	146	53.6	1	0	27	4	80.4	8	40	0		
2023 totals		5	1	37	21	203	56.8	3	0	27	4	99.3	15	55	0		
1/20	Hou-W																
1/28	KC-L																
1-AFC Divisional Round																	
2-AFC Championship																	

2022, BALTIMORE

Date	Opp	GP	PASSING						RUSHING								
			GS	Att	Cmp	Yds	Pct	TD	INT	LG	SK	Rtg	Att	Yds	TD		
9/11 at	NYJ-W																
9/18	Mia-L																
9/25 at	NE-W																
10/2	Buf-L																
10/9	Cin-W																
10/16 at	NVG-L																
10/23	Cle-W																
10/27 at	TB-W																
11/7 at	NO-W																
11/20	Car-W																
11/27 at	Jax-L	1	0	0	0	-		0	0	0	0	-	0	0	0		
12/4	Den-W	1	32	27	187	84.4	0	1	22	2	78	10	41	1			
12/11 at	Pit-W	1	QB	12	8	88	66.7	0	0	25	1	88.2	9	31	0		
12/17 at	Cle-L	1	QB	30	17	138	56.7	0	1	19	3	54.6	6	15	0		
12/24	Atl-W	1	QB	17	9	115	52.9	1	0	40	0	94	11	26	0		
1/1	Pit-L	1	QB	21	14	130	66.7	1	1	19	1	79.5	7	24	0		
1/8 at	Cin-L																
2022 totals		6	4	112	75	658	67	2	3	40	7	77.2	43	137	1		
1/15 at	Cin-L	1	QB	29	17	226	58.6	2	1	41	2	92	9	54	0		
1-AFC Wild Card Round																	

2021, BALTIMORE

Date	Opp	GP	PASSING						RUSHING								
			GS	Att	Cmp	Yds	Pct	TD	INT	LG	SK	Rtg	Att	Yds	TD		
9/13 at	LV-L																
9/19	KC-W																
9/26 at	Det-W																
10/3 at	Den-W																
10/11	Ind-W																
10/17	LAC-W	1	0	0	0	-		0	0	0	0	-	3	10	0		
10/24	Cin-L	1	11	5	39	45.5	0	0	12	0	54.7	0	0	0			
11/7	Min-W																
11/11 at	Mia-L																
11/21 at	Chi-L	1	QB	36	26	219	72.2	0	1	29	6	76	7	40	0		
11/28	Cle-W																
12/5 at	Pit-L																
12/12 at	Cle-W	1	38	27	270	71.1	1	0	36	3	99.7	6	45	0			
12/19	GB-L	1	QB	40	28	215	70.0	2	0	43	1	99.5	13	73	2		
12/26 at	Cin-L																
1/2	LAR-L	1	QB	32	20	197	62.5	0	1	33	5	66.8	6	54	0		
1/9	Pit-L	1	QB	31	16	141	51.6	0	2	28	3	37.2	12	72	0		
2021 totals		7	4	188	122	1081	64.9	3	4	43	18	76.6	47	294	2		

2020, BALTIMORE

Date	Opp	GP	PASSING						RUSHING								
			GS	Att	Cmp	Yds	Pct	TD	INT	LG	SK	Rtg	Att	Yds	TD		
9/13	Cle-W																
9/20 at	Hou-W																
9/26	KC-L																
10/4 at	Was-W																
10/11	Cin-W																
10/18 at	Phi-W																
11/1	Pit-L																
11/8 at	Ind-W																
11/15 at	NE-L																
11/22	Ten-L																
12/2 at	Pit-L																
12/8	Dal-W																
12/14 at	Cle-W																
12/20	Jax-W	1	4	2	7	50.0	0	0	8	0	56.3	4	18	0			
12/27	NYG-W																
1/3 at	Cin-W	1	1	1	8	100.0	0	0	8	0	100	6	5	0			
2020 totals		2	0	5	3	15	60	0	0	8	0	64.6	10	23	0		
1/10 at	Ten-W																
1/16 at	Buf-L	1	13	6	60	46.2	0	0	29	1	59.8	3	32	0			
1-AFC Wild Card Round																	
2-AFC Divisional Round																	

COMMUNITY

STAFF

PLAYERS

2023 SEASON

HISTORY

RECORDS

GAME DAY



90 | MAURICE HURST II



POSITION DEFENSIVE TACKLE | HEIGHT 6-2 | WEIGHT 290 | SCHOOL MICHIGAN
 BORN 5/9/1995 | ACQUIRED FA-23 | EXPERIENCE 6TH

CAREER TRANSACTIONS

Originally drafted by the Oakland Raiders in the fifth round (140th overall) of the 2018 NFL Draft...Waived by the Raiders on April 15, 2021...Signed by the San Francisco 49ers on April 13, 2021...Signed by the Cleveland Browns as an unrestricted free agent on March 18, 2023.

KEY NOTES

- Played 55 career games with 17 starts over six-year career. Compiled 100 tackles, 9.5 sacks, two interceptions, ten passes defended, one forced fumble and two fumble recoveries.
- Recorded 22 tackles, 1.5 sacks, one fumble recovery and one interception in 2023
- Recorded a career-high four sacks as a rookie in 2018.
- Played in 46 games at Michigan with 17 starts. Career totals include 133 tackles, 12.5 sacks, three passes defended, two forced fumbles, one fumble recovery and one blocked kick.

PERSONAL

- Attended Xaverian Brothers High School in Westwood, Mass.
- Graduated from the School of Kinesiology with a sport management degree at Michigan.
- Father, Maurice Hurst Sr., was a CB for the New England Patriots from 1989-95.
- His nickname is Mo.

BEYOND FOOTBALL

- Ambassador for the Browns' Stay in the Game! Attendance Network.
- Avid traveler, having been to Israel, Italy, Ireland, and England.
- Raised thousands of dollars for the ChadTough Foundation by dying his hair orange in 2017 to honor former Michigan coach Lloyd Carr's grandson, Chad, who died at the age of five with a Rare form of cancer.
- While attending Michigan, Hurst took to Uber driving to supplement his scholarship and earn money.
- After reading about the hurricane devastation and distress caused in Nicaragua in 2020, Hurst lent a hand by donating food, health supplies and mattresses to 500 families affected by the storms near the Pacific coast.

HURST II'S CAREER STATISTICS

Year	Team	GP	TACKLES					INTERCEPTIONS					FUMBLES				
			GS	Tot	Solo	Asst	Sk	Yds	No	Yds	Lg	TD	PD	FF	FR	Yds	
2018	Oak	11	3	27	14	13	0.5	18.0	0	0	-	0	1	0	0	0	
2019	Oak	13	10	31	26	5	4.0	39.5	0	0	-	0	3	1	0	0	
2020	LV	16	4	18	11	7	3.5	5.0	1	55	55	0	3	0	2	0	
2021	SF	2	0	2	2	0	0.0	0.0	0	0	-	0	0	0	0	0	
2022	SF	0	0	0	0	0	0.0	0.0	0	0	-	0	0	0	0	0	
2023	Cle	13	0	22	12	10	1.5	13.5	1	0	-	0	3	0	1	0	
NFL totals		65	17	100	65	35	9.5	76.5	2	55	55	0	10	1	3	0	

PLAYOFFS

Year	Team	GP	TACKLES					INTERCEPTIONS					FUMBLES				
			GS	Tot	Solo	Asst	Sk	Yds	No	Yds	Lg	TD	PD	FF	FR	Yds	
2021	SF	0	0	0	0	0	0.0	0.0	0	0	-	0	0	0	0	0	0
2022	SF	0	0	0	0	0	0.0	0.0	0	0	-	0	0	0	0	0	0
2023	Cle	0	0	0	0	0	0.0	0.0	0	0	-	0	0	0	0	0	0
NFL totals		0	0	0	0	0	0.0	0.0	0	0	-	0	0	0	0	0	0

ADDITIONAL STATISTICS: Interceptions - Lamar Jackson (1), Ryan Tannehill (1). Sacks - Chase Daniel (2.0), Phillip Rivers (1.5), Case Keenum (1.0), Baker Mayfield (1.0), Patrick Mahomes (1.0), Trevor Lawrence (1.0), Kenny Pickett (1), Josh Rosen (1.0), Teddy Bridgewater (0.5). Special teams tackles: None.

CAREER MILESTONES: TACKLES -6, at NE, 9/27/20. Solo - twice: 5, at NE, 9/27/20; 5, at Ari, 11/18/18. INTERCEPTIONS: 1, Long - 55, vs. Tenn., 12/8/19. TDs: None. Sacks: 2, vs. Chi., 10/6/19. FUMBLES: Forced - 1, vs. Cle., 9/30/18. Recovered - twice: 1, vs. Det., 11/3/19; 1, vs. Cin., 11/17/19. NFL debut: at Den., 9/16/18. First NFL start: at Den., 9/16/18. First NFL interception: vs. Tenn., 12/8/19. Last NFL interception: vs. Tenn., 12/8/19

HURST II'S GAME-BY-GAME STATISTICS

2023, CLEVELAND

Date	Opp	GP	TACKLES					INTERCEPTIONS					FUMBLES				
			GS	Tot	So	As	Sk	Yd	Int	Yd	Lg	TD	PD	FF	FR		
9/10	Cin-W	1	1	0	1	0	0.0	0.0	0	0	-	0	0	0	0	0	
9/18	at Pit-L	1	3	0	3	0	0.5	5.5	0	0	-	0	1	0	0		
9/24	Ten-W	1	2	2	0	0	0.0	0.0	0	0	-	0	0	0	0		
10/1	Bal-L	1	4	3	1	0	0.0	0.0	0	0	-	0	1	0	1		
10/15	SF-W	1	0	0	0	0	0.0	0.0	0	0	-	0	0	0	0		
10/22	at Ind-W	1	3	1	2	0	0.0	0.0	0	0	-	0	0	0	0		
10/29	at Sea-L	1	2	1	1	0	0.0	0.0	1	0	-	0	1	0	0		
11/5	Ari-W	1	0	0	0	0	0.0	0.0	0	0	-	0	0	0	0		
11/12	at Bal-W	1	1	1	0	0	0.0	0.0	0	0	-	0	0	0	0		
11/19	Pit-W	1	1	0	1	0	0.0	0.0	0	0	-	0	0	0	0		
11/26	at Den-L	1	1	0	1	0	0.0	0.0	0	0	-	0	0	0	0		
12/3	at LAR-L	1	0	0	0	0	0.0	0.0	0	0	-	0	0	0	0		
12/10	Jax-W	1	4	4	0	0	1.0	8.0	0	0	-	0	0	0	0		
12/17	Chi-W																
12/24	at Hou-W																
12/28	NYJ-W																
1/7	at Cin-L																
2023 totals		13	0	22	12	10	1.5	13.5	1	0	-	0	3	0	1	0	
1/13	at Hou-L1																

1-AFC Wild Card Round

2022, SAN FRANCISCO

Date	Opp	GP	TACKLES					INTERCEPTIONS					FUMBLES				
			GS	Tot	So	As	Sk	Yd	Int	Yd	Lg	TD	PD	FF	FR		
9/11	at Chi-L																
9/18	Sea-W																
9/25	at Den-L																
10/3	LAR-W																
10/9	at Car-W																
10/16	at Atl-L																
10/23	KC-L																
10/30	at LAR-W																
11/13	LAC-W																
11/21	at Ari-W																
11/27	NO-W																
12/4	Mia-W																
12/11	TB-W																
12/15	at Sea-W																
12/24	Was-W																
1/1	at LV-W																
1/8	Ari-W																
2022 totals		0	0	0	0	0	0.0	0.0	0	0	-	0	0	0	0	0	
12/24	Was-W1																
1/1	at LV-W2																
1/8	Ari-W3																

1-NFC Wild Card Round

2-NFC Wild Card Round

3-NFC Divisional Round

2021, SAN FRANCISCO

Date	Opp	GP	TACKLES				INTERCEPTIONS				FUMBLES						
			GS	Tot	So	As	Sk	Yd	Int	Yd	Lg	TD	PD	FF	FR		
9/12	at Det-W								***reserve/injured***								
9/19	at Phi-W								***reserve/injured***								
9/26	GB-L								***reserve/injured***								
10/3	Sea-L	1		1	1	0	0	0	0	0	0	-	0	0	0	0	0
10/10	at Ari-L	1		1	1	0	0	0	0	0	0	-	0	0	0	0	0
10/24	Ind-L								***reserve/injured***								
10/31	at Chi-W								***reserve/injured***								
11/7	Ari-L								***reserve/injured***								
11/14	LAR-W								***reserve/injured***								
11/21	at Jax-W								***reserve/injured***								
11/28	Min-W								***reserve/injured***								
12/5	at Sea-L								***reserve/injured***								
12/12	at Cin-W								***reserve/injured***								
12/19	At-W								***reserve/injured***								
12/23	at Ten-L								***reserve/injured***								
1/2	Hou-W								***reserve/injured***								
1/9	LAR-W								***reserve/injured***								
2021 totals		2	0	2	2	0	0.0	0.0	0	0	0	-	0	0	0	0	0
1/16	at Dal-W1								***reserve/injured***								
1/22	at GB-W2								***reserve/injured***								
1/30	at LAR-L3								***reserve/injured***								
1-NFC Wild Card Round																	
2-NFC Divisional Round																	
3-NFC Championship																	

2020, LAS VEGAS

Date	Opp	GP	TACKLES				INTERCEPTIONS				FUMBLES						
			GS	Tot	So	As	Sk	Yd	Int	Yd	Lg	TD	PD	FF	FR		
9/13	at Car-W	1		3	1	2	0.5	5	0	0	0	0	0	0	0	0	0
9/21	NO-W	1		2	1	1	0	0	0	0	0	0	0	0	0	0	0
9/27	at NE-L	1		6	5	1	0	0	0	0	0	0	0	0	0	0	0
10/4	Buf-L	1		2	1	1	0	0	0	0	0	0	0	1	0	0	0
10/11	at KC-W								***reserve-COVID19***								
10/25	TB-L	1		0	0	0	0	0	0	0	0	0	0	0	0	0	0
11/1	at Cle-W	1		0	0	0	0	0	0	0	0	0	0	0	0	0	0
11/8	at LAC-W								***inactive***								
11/15	Den-W								***inactive***								
11/22	KC-L								***inactive***								
11/29	at ATL-L	1		3	2	1	0	0	0	0	0	0	0	0	0	0	0
12/6	at NYJ-W	1		3	1	2	0	0	0	0	0	0	0	0	0	0	0
12/13	Ind-L	1	DT	3	1	2	0	0	0	0	0	0	0	0	0	0	0
12/17	LAC-L	1	DT	3	1	2	0	0	0	0	0	0	0	0	0	0	0
12/26	Mia-L	1	DT	2	1	1	0	0	0	0	0	0	0	0	0	0	0
1/3	at Den-W								***inactive***								
2020 totals		11	3	27	14	13	0.5	5	0	0	0	0	0	1	0	0	0

2019, OAKLAND


Date	Opp	GP	TACKLES				INTERCEPTIONS				FUMBLES						
			GS	Tot	So	As	Sk	Yd	Int	Yd	Lg	TD	PD	FF	FR		
9/9	Den-W	1	DT	3	2	1	0	0	0	0	0	0	0	0	0	0	0
9/15	KC-L	1	DT	1	1	0	0	0	0	0	0	0	0	0	0	0	0
9/22	at Min-L	1		4	1	3	0	0	0	0	0	0	0	1	0	0	0
9/29	at Ind-W	1		0	0	0	0	0	0	0	0	0	0	0	0	0	0
10/6	Chi-W	1		2	2	0	2	24	0	0	0	0	0	0	0	0	0
10/20	GB-L	1		0	0	0	0	0	0	0	0	0	0	0	0	0	0
10/27	at Hou-L	1		0	0	0	0	0	0	0	0	0	0	0	0	0	0
11/3	Det-W	1		0	0	0	0	0	0	0	0	0	0	0	0	0	1
11/7	LAC-W	1		2	1	1	0.5	3.5	0	0	0	0	0	0	0	0	0
11/17	Chi-W	1		1	1	0	0	0	0	0	0	0	0	0	0	0	1
11/24	NYJ-L	1		1	0	1	0	0	0	0	0	0	0	0	0	0	0
12/1	at KC-L	1		1	1	0	1	12	0	0	0	0	0	0	0	0	0
12/8	at Ten-L	1		0	0	0	0	0	1	55	55	0	1	0	0	0	0
12/15	Jax-L	1		1	0	1	0	0	0	0	0	0	0	1	0	0	0
12/22	at LAC-W	1	DT	0	0	0	0	0	0	0	0	0	0	0	0	0	0
12/29	at Den-L	1	DT	2	2	0	0	0	0	0	0	0	0	0	0	0	0
2019 totals		16	4	18	11	7	3.5	39.5	1	55	55	0	3	0	3	0	2

2018, OAKLAND

Date	Opp	GP	TACKLES				INTERCEPTIONS				FUMBLES						
			GS	Tot	So	As	Sk	Yd	Int	Yd	Lg	TD	PD	FF	FR		
9/10	LAR-L	1		3	3	0	0	0	0	0	0	0	0	0	0	0	0
9/16	at Den-L	1	DT	1	1	0	1	5	0	0	0	0	0	0	0	0	0
9/23	at Mia-L	1	DT	1	1	0	0	0	0	0	0	0	0	0	0	0	0
9/30	Cle-W	1	DT	4	2	2	1	4	0	0	0	0	0	1	1	0	0
10/7	at LAC-L	1	DT	2	2	0	0	0	0	0	0	0	0	1	0	0	0
10/14	Sea-L	1	DT	1	1	0	0	0	0	0	0	0	0	1	0	0	0
10/28	Ind-L	1	DT	2	2	0	0	0	0	0	0	0	0	0	0	0	0
11/1	at SF-L	1	DT	3	3	0	0	0	0	0	0	0	0	0	0	0	0
11/11	LAC-L	1	DT	4	4	0	1	1	0	0	0	0	0	0	0	0	0
11/18	at Ari-W	1	DT	5	5	0	1	8	0	0	0	0	0	0	0	0	0
11/25	at Bal-L	1	DT	1	0	1	0	0	0	0	0	0	0	0	0	0	0
12/2	KC-L	1		1	0	1	0	0	0	0	0	0	0	0	0	0	0
12/9	Pit-W								***inactive***								
12/16	at Cin-L	1		3	2	1	0	0	0	0	0	0	0	0	0	0	0
12/24	Den-W								***inactive***								
12/30	at KC-L								***inactive***								
2018 totals		13	10	31	26	5	4	18	0	0	0	0	0	3	1	0	0

DAWG POUND CAPTAIN

The Dawg Pound Captain oversees getting Browns Fans as hype as possible before kick-off and is typically a local celebrity or former player. Whoever the captain is given a custom-made guitar and then smashes it onto the amp as Browns Fans lose their minds, aiding in making Cleveland Browns Stadium one of the most intimidating environments in the league.





65 | GERMAIN IFEDI



POSITION TACKLE | HEIGHT 6-5 | WEIGHT 325 | SCHOOL TEXAS A&M
BORN 6/2/1994 | ACQUIRED FA-'24 | EXPERIENCE 9TH

CAREER TRANSACTIONS

Originally drafted by the Seattle Seahawks in the first round (31st overall) of the 2016 NFL Draft...Signed as an unrestricted free agent by the Chicago Bears on March 25, 2020...Signed as an unrestricted free agent by the Atlanta Falcons on April 6, 2022...Waived by the Falcons on May 16, 2023...Signed by the Detroit Lions on May 24, 2023...Waived by the Lions on Aug. 27, 2023...Signed by the Buffalo Bills on Aug. 30, 2023...Waived by the Bills on Dec. 28, 2023...Signed to the Bills' practice squad on Dec. 30, 2023...Released from the Bills' practice squad on Jan. 29, 2024...Signed as a free agent by the Cleveland Browns on April 18, 2024.

KEY NOTES

- Appeared in 102 career games with 83 starts with the Seahawks (2016-19), Bears (2020-21) and Falcons (2022).
- Spent the 2023 season on the Bills' active roster but did not appear in a game.
- Has started in six postseason games with four at right tackle and two at right guard.
- Led the Seahawks in 2017 with 1,067 offensive snaps, which ranked seventh in the NFC. Helped lead the team to rank second in the league and third in Seahawks' history with 34 passing touchdowns.

PERSONAL

- Name pronounced jer-MANE iff-FED-dee.
- Native of Houston, Texas and attended Houston Westside High School, earning First-Team All-Great Houston and Second-Team All-State honors.
- Majored in construction science at Texas A&M.

IFEDI'S CAREER STATISTICS

Year	Team	GP	GS
2016	Sea	13	13
2017	Sea	16	16
2018	Sea	15	15
2019	Sea	16	16
2020	Chi	16	16
2021	Chi	9	7
2022	Atl	17	0
2023	Buf	0	0
NFL totals		102	83

PLAYOFFS			
Year	Team	GP	GS
2016	Sea	2	2
2018	Sea	1	1
2019	Sea	2	2
2020	Chi	1	1
NFL totals		6	6

CAREER MILESTONES: NFL debut: at NYJ, 10/2/16. First NFL start: at NYJ, 10/2/16.



62 | SIAKI IKA



POSITION DEFENSIVE TACKLE | HEIGHT 6-3 | WEIGHT 335 | SCHOOL BAYLOR
BORN 11/8/2000 | ACQUIRED D3B-'23 | EXPERIENCE 2ND

CAREER TRANSACTIONS

Originally selected by the Cleveland Browns in the third round (98th overall) of the 2023 NFL Draft.

KEY NOTES

- Played in four games in 2023, making his NFL debut against the Chicago Bears on December 17, 2023.
- Played in 40 games with 23 starts between Louisiana State (2019-20) and Baylor (2021-22).
- For his collegiate career, posted 65 tackles, five sacks and three passes batted down.
- Member of LSU's 2019 National Championship team and played in 13 games at nose tackles as a true freshman, recording 17 tackles and 1.5 tackles for loss.

PERSONAL

- Name pronounced see-AH-key EE-kuh.
- Native of Salt Lake City, Utah, and attended East High School.
- Majored in health, kinesiology and leisure studies.
- Has a son, Siaki Jr.

IKA'S CAREER STATISTICS

Year	Team	GP	GS	TACKLES					INTERCEPTIONS					FUMBLES				
				Tot	Solo	Asst	Sk	Yds	No	Yds	Lg	TD	PD	FF	FR	Yds		
2023	Cle	4	0	0	0	0	0.0	0.0	0	0	-	0	1	0	0	0		

PLAYOFFS

Year	Team	GP	GS	TACKLES					INTERCEPTIONS					FUMBLES				
				Tot	Solo	Asst	Sk	Yds	No	Yds	Lg	TD	PD	FF	FR	Yds		
2023	Cle	1	0	0	0	0	0.0	0.0	0	0	-	0	0	0	0	0		

ADDITIONAL STATISTICS: Career sacks - None. Interceptions - None. Special teams tackles: None.

SINGLE-GAME HIGHS & CAREER MILESTONES: TACKLES - None. Solo - None. INTERCEPTIONS: None. Yards - None. Long - None. TDs - None. FUMBLES: Forced - None. Recovered - None. Passes defended: 1, at Hou., 12/24/23. Sacks - None. NFL debut: vs. Chi., 12/17/23. First NFL start: N/A. First NFL sack: N/A. First NFL interception: N/A.

IKA'S GAME-BY-GAME STATISTICS

2023, CLEVELAND


Date	Opp	GP	GS	TACKLES					INTERCEPTIONS					FUMBLES					
				Tot	So	As	Sk	Yds	Yd	Int	Yd	Lg	TD	PD	FF	FR			
9/10	Cin-W																		
9/18	at Pit-L																		
9/24	Ten-W																		
10/1	Bal-L																		
10/15	SF-W																		
10/22	at Ind-W																		
10/29	at Sea-L																		
11/5	Ari-W																		
11/12	at Bal-W																		
11/19	Pit-W																		
11/26	at Den-L																		
12/3	at LAR-L																		
12/10	Jax-W																		
12/17	Chi-W	1		0	0	0	0.0	0.0	0	0	-	0	0	0	0	0	0	0	0
12/24	at Hou-W	1		0	0	0	0.0	0.0	0	0	-	0	1	0	0	0	0	0	0
12/28	NYJ-W	1		0	0	0	0.0	0.0	0	0	-	0	0	0	0	0	0	0	0
1/7	at Cin-L	1		0	0	0	0.0	0.0	0	0	-	0	0	0	0	0	0	0	0
2023 totals		4	0	0	0	0	0.0	0.0	0	0	-	0	1	0	0	0	0	0	0
1/13	at Hou-L1	1		0	0	0	0.0	0.0	0	0	-	0	0	0	0	0	0	0	0

1-AFC Wild Card Round

COMMUNITY | STAFF | PLAYERS | 2023 SEASON | HISTORY | RECORDS | GAME DAY



72 | QUINTON JEFFERSON



POSITION DEFENSIVE TACKLE | HEIGHT 6-4 | WEIGHT 290 | SCHOOL MARYLAND
 BORN 3/31/1993 | ACQUIRED UFA (NYJ)-'24 | EXPERIENCE 9TH

CAREER TRANSACTIONS

Originally drafted by the Seattle Seahawks in the fifth round of the 2016 NFL Draft...Waived by the Seahawks on Sept. 2, 2017...Acquired via waivers by the Los Angeles Rams on Sept. 3, 2017...Waived by the Rams on Sept. 12, 2017...Signed to the Rams' practice squad on Sept. 14, 2017...Signed by the Seattle Seahawks on Oct. 2, 2017...Signed as an unrestricted free agent by the Buffalo Bills on March 19, 2020...Waived by the Bills on March 10, 2021...Signed as a free agent by the Las Vegas Raiders on March 19, 2021...Signed as an unrestricted free agent by the Seattle Seahawks on March 21, 2022...Waived by the Seahawks on March 14, 2023...Signed as a free agent by the New York Jets on April 6, 2023...Signed as an unrestricted free agent by the Cleveland Browns on March 14, 2024.

KEY NOTES

- Started 14 games for the Jets in 2023, recording a career-high in sacks (six).
- In 2022, appeared in all 17 games with three starts for the Seahawks. Recording 29 tackles, 5.5 sacks and 13 quarterback hits.
- Started all 17 games for the Raiders in 2021 and set career-highs in tackles (47) and quarterback hits (16).
- Finished collegiate career at Maryland starting 28 of 37 games played, recording 107 tackles, 10.5 sacks, three forced fumbles and two interceptions.

PERSONAL

- Native of Pittsburgh, Pa. and attended Woodland Hills High School where he played football and basketball.
- Has three daughters and one son with his wife, Nadia.

JEFFERSON'S CAREER STATISTICS

Year	Team	GP	GS	TACKLES				INTERCEPTIONS				FUMBLES					
				Tot	Solo	Asst	Sk	Yds	No	Yds	Lg	TD	PD	FF	FR	Yds	
2016	Sea	3	0	1	0	1	0.0	0.0	0	0	-	0	0	0	0	0	0
2017	Sea	6	0	7	6	1	1.0	8.0	0	0	-	0	0	0	0	0	0
	LAR	0	0	0	0	0	0.0	0.0	0	0	-	0	0	0	0	0	0
2018	Sea	16	12	25	15	10	3.0	24.0	0	0	-	0	2	0	1	1	0
2019	Sea	14	12	26	14	12	3.5	24.0	0	0	-	0	3	0	1	2	0
2020	Buf	16	4	23	14	9	3.0	24.0	0	0	-	0	1	1	1	1	0
2021	LV	17	17	47	17	30	4.5	31.5	0	0	-	0	1	2	0	0	0
2022	Sea	17	3	29	17	12	5.5	46.5	0	0	-	0	2	0	0	0	0
2023	NYJ	14	14	34	13	21	6.0	20.0	0	0	-	0	0	1	1	1	0
NFL totals		103	62	192	96	96	26.5	178	0	0	-	0	9	4	4	4	20

PLAYOFFS

Year	Team	GP	GS	TACKLES				INTERCEPTIONS				FUMBLES					
				Tot	Solo	Asst	Sk	Yds	No	Yds	Lg	TD	PD	FF	FR	Yds	
2016	Sea	0	0	0	0	0	0.0	0.0	0	0	-	0	0	0	0	0	0
2018	Sea	1	1	2	1	1	0.0	0.0	0	0	-	0	0	0	0	0	0
2019	Sea	2	2	2	2	0	2.0	6.0	0	0	-	0	0	0	0	0	0
2020	Buf	3	0	5	1	4	0.0	0.0	0	0	-	0	0	0	0	0	0
2021	LV	1	1	3	1	2	1.0	8.0	0	0	-	0	0	0	0	0	0
2022	Sea	1	0	1	1	0	0.0	0.0	0	0	-	0	0	0	0	0	0
NFL totals		8	4	13	6	7	3.0	14.0	0	0	-	0	0	0	0	0	0

ADDITIONAL STATISTICS: Interceptions - N/A. Special teams tackles: None.

CAREER MILESTONES: TACKLES - 6, vs. Cin., 9/8/19. Solo - 3, five times, at LAR, 11/11/18; at Cle., 10/13/19; at Ten., 10/13/20; vs. Ari., 10/16/22; vs. NYJ, 1/1/23. INTERCEPTIONS: None. TDs: None. Sacks: 2, three times, vs. Cin., 9/8/19; at Phi., 1/5/20; vs. Buf., 9/11/23. FUMBLES: Forced - 1, four times, last: at Buf., 11/19/23. Recovered - 1, four times, at Den., 10/8/23. NFL debut: vs. Mia., 9/11/16. First NFL start: at Den., 9/9/18. First NFL interception: N/A. Last NFL interception: N/A.

JEFFERSON'S GAME-BY-GAME STATISTICS

2023, NEW YORK JETS

Date	Opp	GP	GS	TACKLES				INTERCEPTIONS				FUMBLES				
				Tot	So	As	Sk	Yd	Int	Yd	Lg	TD	PD	FF	FR	
9/11	Buf-W	1	DE	3	2	1	2.0	6.0	0	0	-	0	0	0	0	0
9/17	at Dea-L	1	DE	4	1	3	0.0	0.0	0	0	-	0	0	0	0	0
9/24	NE-L	1	DE	1	0	1	0.0	0.0	0	0	-	0	0	0	0	0
10/1	KC-L	1	DE	3	2	1	0.5	3.0	0	0	-	0	0	0	0	0
10/8	at Den-W	1	DE	1	1	0	0.0	0.0	0	0	-	0	0	0	0	1
10/15	Phi-W	1	DE	1	0	1	0.5	4.0	0	0	-	0	0	0	0	0
10/29	at NYG-W	1	DE	6	2	4	0.5	1.5	0	0	-	0	0	0	0	0
11/6	LAC-L	1	DE	2	2	0	1.0	1.0	0	0	-	0	0	0	0	0
11/12	at LV-L	1	DE	1	0	1	0.0	0.0	0	0	-	0	0	0	0	0
11/19	at Buf-L	1	DE	3	1	2	0.0	0.0	0	0	-	0	0	0	1	0
11/24	Mia-L	1	DE	1	0	1	0.0	0.0	0	0	-	0	0	0	0	0
12/3	AtL-L	1	DE	5	1	4	1.5	4.5	0	0	-	0	0	0	0	0
12/10	Hou-W	1	DE	3	1	2	0.0	0.0	0	0	-	0	0	0	0	0
12/17	at Mia-L	1	DE	0	0	0	0.0	0.0	0	0	-	0	0	0	0	0
12/24	Was-W						***injured reserve***									
12/28	at Cle-L						***injured reserve***									
1/7	at NE-W						***injured reserve***									
2023 totals		14	14	34	13	21	6.0	20.0	0	0	-	0	0	0	1	1

2022, SEATTLE

Date	Opp	GP	GS	TACKLES				INTERCEPTIONS				FUMBLES				
				Tot	So	As	Sk	Yd	Int	Yd	Lg	TD	PD	FF	FR	
9/12	Den-W	1		2	1	1	0.0	0.0	0	0	0	0	0	0	0	0
9/18	at SF-L	1		2	0	2	0.0	0.0	0	0	0	0	0	0	0	0
9/25	AtH-L	1	DE	2	1	1	1.0	9.0	0	0	0	0	0	0	0	0
10/2	at Det-W	1		2	2	0	0.0	0.0	0	0	0	0	0	0	0	0
10/9	at NO-L	1		1	1	0	0.0	0.0	0	0	0	0	0	0	0	0
10/16	Ari-W	1		5	3	2	1.0	12.0	0	0	0	0	0	0	0	0
10/23	at LAC-W	1		2	1	1	1.0	8.0	0	0	0	0	0	0	0	0
10/30	NYG-W	1		0	0	0	0.0	0.0	0	0	0	0	0	0	0	0
11/6	at Ari-W	1		0	0	0	0.0	0.0	0	0	0	0	0	0	0	0
11/13	at TB-L	1		2	2	0	0.0	0.0	0	0	0	0	0	0	0	0
11/27	LV-L	1		1	0	1	0.0	0.0	0	0	0	0	0	0	0	0
12/4	at LAR-W	1		0	0	0	0.0	0.0	0	0	0	0	0	1	0	0
12/11	Car-L	1	DE	2	1	1	0.0	0.0	0	0	0	0	0	0	0	0
12/15	SF-L	1		2	2	0	1.0	6.0	0	0	0	0	0	0	0	0
12/24	at KC-L	1	DE	0	0	0	0.0	0.0	0	0	0	0	0	1	0	0
1/1	NYJ-W	1		4	3	1	1.5	11.5	0	0	0	0	0	0	0	0
1/8	LAR-W	1		2	0	2	0.0	0.0	0	0	0	0	0	0	0	0
2022 totals		17	3	29	17	12	6.5	46.5	0	0	0	0	0	2	0	0
1/4	at SF-L	1		1	1	0	0.0	0.0	0	0	0	0	0	0	0	0

1-NFC Wild Card Round

JEFFERSON CONTINUED

2021, LAS VEGAS

Date	Opp	GP	TACKLES				INTERCEPTIONS				FUMBLES				
			GS	Tot	So	As	Sk	Yd	Int	Yd	Lg	TD	PD	FF	FR
9/13	Bal-W	1	DE	5	1	4	0.0	0.0	0	0	-	0	0	1	0
9/19	Pit-W	1	DE	1	1	0	0.0	0.0	0	0	-	0	0	0	0
9/26	Mia-W	1	DE	4	2	2	1.0	5.0	0	0	-	0	0	0	0
10/4	LAC-L	1	DE	0	0	0	0.0	0.0	0	0	-	0	0	0	0
10/10	Chi-L	1	DE	5	1	4	0.0	0.0	0	0	-	0	0	0	0
10/17	Den-W	1	DE	4	1	3	1.0	7.5	0	0	-	0	0	0	0
10/24	Phi-W	1	DE	3	1	2	0.0	0.0	0	0	-	0	0	1	0
11/7	NYG-L	1	DE	4	0	4	0.0	0.0	0	0	-	0	0	0	0
11/14	KC-L	1	DE	3	1	2	0.0	0.0	0	0	-	0	0	0	0
11/21	Cin-L	1	DE	2	2	0	1.0	8.0	0	0	-	0	0	0	0
11/25	Dal-W	1	DE	2	0	2	0.0	0.0	0	0	-	0	0	0	0
12/5	Was-L	1	DE	2	2	0	0.0	0.0	0	0	-	0	0	0	0
12/12	at KC-L	1	DE	4	1	3	0.0	0.0	0	0	-	0	0	0	0
12/20	at Cle-W	1	DE	2	1	1	0.0	0.0	0	0	-	0	0	0	0
12/26	Den-W	1	DE	2	2	0	1.0	6.0	0	0	-	0	0	0	0
1/2	at Ind-W	1	DE	2	1	1	0.0	0.0	0	0	-	0	0	0	0
1/9	LAC-W	1	DE	2	0	2	0.5	5.0	0	0	-	0	1	0	0
2021 totals		17	17	47	17	30	4.5	31.5	0	0	-	0	1	2	0
1/15	at Cin-L	1	DE	3	1	2	1.0	8.0	0	0	-	0	0	0	0

1-AFC Wild Card Round

2020, BUFFALO

Date	Opp	GP	TACKLES				INTERCEPTIONS				FUMBLES				
			GS	Tot	So	As	Sk	Yd	Int	Yd	Lg	TD	PD	FF	FR
9/13	NYJ-W	1	DE	1	0	1	0.0	0.0	0	0	-	0	0	0	0
9/20	at Mia-W	1	DE	3	1	2	0.0	0.0	0	0	-	0	0	0	0
9/27	LAR-W	1	DE	1	1	0	0.0	0.0	0	0	-	0	0	0	0
10/4	at LV-W	1		1	1	0	1.0	7.0	0	0	-	0	0	1	1
10/13	at Ten-L	1		4	3	1	0.0	0.0	0	0	-	0	0	0	0
10/19	KC-L	1	DE	3	1	2	0.0	0.0	0	0	-	0	0	0	0
10/25	at NYJ-W	1		2	1	1	0.0	0.0	0	0	-	0	1	0	0
11/1	NE-W	1		1	1	0	1.0	4.0	0	0	-	0	0	0	0
11/8	Sea-W	1		0	0	0	0.0	0.0	0	0	-	0	0	0	0
11/15	at Ari-L	1		0	0	0	0.0	0.0	0	0	-	0	0	0	0
11/29	LAC-W	1		2	1	1	0.0	0.0	0	0	-	0	0	0	0
12/7	at SF-W	1		1	1	0	0.0	0.0	0	0	-	0	0	0	0
12/13	Pit-W	1		1	1	0	0.0	0.0	0	0	-	0	0	0	0
12/19	at Den-W	1		1	0	1	0.0	0.0	0	0	-	0	0	0	0
12/28	at NE-W	1		2	2	0	1.0	13.0	0	0	-	0	0	0	0
1/3	Mia-W	1		0	0	0	0.0	0.0	0	0	-	0	0	0	0
2020 totals		16	4	23	14	9	3.0	24.0	0	0	-	0	1	1	1
1/9	Ind-W	1		3	0	3	0.0	0.0	0	0	-	0	0	0	0
1/16	Bal-W	1		0	0	0	0.0	0.0	0	0	-	0	0	0	0
1/24	at KC-L	1		2	1	1	0.0	0.0	0	0	-	0	0	0	0

1-AFC Wild Card Round

2-AFC Divisional Round

3-AFC Championship

2019, SEATTLE

Date	Opp	GP	TACKLES				INTERCEPTIONS				FUMBLES				
			GS	Tot	So	As	Sk	Yd	Int	Yd	Lg	TD	PD	FF	FR
9/8	Cin-W	1	DE	6	2	4	2.0	14.0	0	0	-	0	2	0	0
9/15	at Pit-W	1	DE	1	1	0	0.0	0.0	0	0	-	0	0	0	0
9/22	NO-L	1	DE	2	1	1	0.0	0.0	0	0	-	0	0	0	0
9/29	at Ari-L	1	DE	2	1	1	0.0	0.0	0	0	-	0	0	0	0
10/3	LAR-W	1		1	0	1	0.0	0.0	0	0	-	0	0	0	0
10/13	at Cle-W	1	DE	4	3	1	0.0	0.0	0	0	-	0	1	0	0
10/20	Bal-L	1	DE	1	0	1	0.0	0.0	0	0	-	0	0	0	0
10/27	at Ari-W						***inactive***								
11/3	TB-W						***inactive***								
11/11	at SF-W	1	DE	1	0	1	0.0	0.0	0	0	-	0	0	0	0
11/24	at Phi-W	1	DE	1	0	1	0.5	4.0	0	0	-	0	0	0	1
12/2	Min-W	1	DE	0	0	0	0.0	0.0	0	0	-	0	0	0	0
12/8	at LAR-L	1	DE	2	2	0	0.0	0.0	0	0	-	0	0	0	0
12/15	at Car-W	1	DE	2	2	0	0.0	0.0	0	0	-	0	0	0	0
12/22	Ari-L	1		0	0	0	0.0	0.0	0	0	-	0	0	0	0
12/29	SF-L	1	DE	3	2	1	1.00	6.0	0	0	-	0	0	0	0
2019 totals		14	12	26	14	12	3.5	24.0	0	0	0	0	3	0	1
1/5	at Phi-W	1	DE	2	2	0	2.0	6.0	0	0	-	0	0	0	0
1/12	at GB-L	1	DE	0	0	0	0.0	0.0	0	0	-	0	0	0	0

1-NFC Wild Card Round

2-NFC Divisional Round

2018, SEATTLE

Date	Opp	GP	TACKLES				INTERCEPTIONS				FUMBLES				
			GS	Tot	So	As	Sk	Yd	Int	Yd	Lg	TD	PD	FF	FR
9/9	at Den-L	1	DE	3	2	1	0.0	0.0	0	0	-	0	0	0	0
9/17	at Chi-L	1	DE	2	2	0	0.0	0.0	0	0	-	0	0	0	0
9/23	Dal-W	1	DE	1	0	1	0.0	0.0	0	0	-	0	0	0	0
9/30	at Ari-W	1	DE	0	0	0	0.0	0.0	0	0	-	0	0	0	0
10/7	LAR-L	1	DE	1	1	0	0.0	0.0	0	0	-	0	0	0	0
10/14	at Oak-W	1	DE	3	2	1	0.5	3.5	0	0	-	0	0	0	0
10/28	at Det-W	1	DE	1	1	0	0.0	0.0	0	0	-	0	1	0	0
11/4	LAC-L	1	DE	1	0	1	0.0	0.0	0	0	-	0	0	0	0
11/11	at LAR-L	1	DE	3	3	0	1.0	7.0	0	0	-	0	0	0	0
11/15	GB-W	1		1	0	1	0.0	0.0	0	0	-	0	0	0	0
11/25	at Car-W	1		1	0	1	0.0	0.0	0	0	-	0	0	0	0
12/2	SF-W	1	DE	2	1	1	0.5	5.5	0	0	-	0	1	0	0
12/10	Min-W	1		1	0	1	0.0	0.0	0	0	-	0	0	0	0
12/16	at SF-L	1	OT	2	2	0	0.0	0.0	0	0	-	0	0	0	0
12/23	KC-W	1		0	0	0	0.0	0.0	0	0	-	0	0	0	0
12/30	Ari-W	1	DE	3	1	2	1.0	8.0	0	0	-	0	0	0	1
2018 totals		16	12	25	15	10	3.0	24.0	0	0	-	0	2	0	1
1/5	at Dal-L	1	DE	2	1	1	0.0	0.0	0	0	-	0	0	0	0

1-NFC Wild Card Round

2017, LOS ANGELES RAMS

Date	Opp	GP	TACKLES				INTERCEPTIONS				FUMBLES				
			GS	Tot	So	As	Sk	Yd	Int	Yd	Lg	TD	PD	FF	FR
9/10	Ind-W						***did not play***								
9/17	Was-L						***Rams' practice squad***								
9/21	at SF-W						***Rams' practice squad***								
10/1	at Dal-W						***Rams' practice squad***								
2017, SEATTLE															
10/18	at LAR-W						***did not play***								
10/22	at NYG-W	1		0	0	0	0.0	0.0	0	0	-	0	0	0	0
10/29	Hou-W						***did not play***								
11/5	Was-L	1		1	1	0	1.0	8.0	0	0	-	0	0	0	0
11/9	at Ari-W						***did not play***								
11/20	at H-L						***did not play***								
11/26	at SF-W	1		1	1	0	0.0	0.0	0	0	-	0	0	0	0
12/3	Phi-W	1		1	0	1	0.0	0.0	0	0	-	0	0	0	0
12/10	at Jax-L	1		2	2	0	0.0	0.0	0	0	-	0	0	0	0
12/17	LAR-L	1		2	2	0	0.0	0.0	0	0	-	0	0	0	0
12/24	Dal-W						***did not play***								
12/31	Ari-L						***did not play***								
2017 totals		6	0	7	6	1	8.0	0.0	0	0	-	0	0	0	0

2016, SEATTLE

Date	Opp	GP	TACKLES				INTERCEPTIONS				FUMBLES				
			GS	Tot	So	As	Sk	Yd	Int	Yd	Lg	TD	PD	FF	FR
9/11	Mia-W	1		1	0	1	0.0	0.0	0	0	-	0	0	0	0
9/18	at LAR-L	1		0	0	0	0.0	0.0	0	0	-	0	0	0	0
9/25	SF-W	</													



3 | JERRY JEUDY



POSITION WIDE RECEIVER | HEIGHT 6-1 | WEIGHT 195 | SCHOOL ALABAMA
 BORN 4/24/1999 | ACQUIRED TR. (DEN.)-'24 | EXPERIENCE 5TH

CAREER TRANSACTIONS

Originally drafted by the Denver Broncos in the first round (15th overall) of the 2020 NFL Draft...Traded to the Cleveland Browns for 2024 fifth and sixth-round picks on March 13, 2024.

KEY NOTES

- Inked three-year extension with Browns on March 19, 2024.
- Appeared in 16 games with 14 starts for the Broncos in 2023, recording 54 receptions for 758 yards and two touchdowns.
- In his rookie season with the Broncos, ranked fifth among first-year pass catchers with 856 receiving yards in 2020 and concluded his initial campaign with the second-most receptions (52) and receiving yards (856) in a single-season by a Broncos rookie (Eddie Royal, 2008).
- Became fourth-fastest Bronco to reach 200 career catches (54 games) and 3,000 receiving yards (57 games).
- At Alabama, appeared in 42 career games and recorded 159 receptions for 2,742 yards with 26 touchdowns.
- Won the 2018 Biletnikoff Award for the most outstanding receiver in college football.

PERSONAL

- Last name pronounced Judy.
- Native of Deerfield Beach, Fla. and attended Deerfield Beach (Fla.) High School where he played wide receiver.
- Has two daughters.

JEUDY'S CAREER STATISTICS

Year	Team	GP	GS	RECEIVING				RUSHING				
				No	Yds	Avg	LG	TD	Att	Yds	Avg	Lg
2020	Den	16	14	52	856	16.5	92t	3	0	0	0	0
2021	Den	10	5	38	467	12.3	40	0	2	3	1.5	3
2022	Den	15	14	67	972	14.5	67t	6	4	40	10	14
2023	Den	16	11	54	758	14	47	2	0	0	0	0
NFL totals		57	44	211	3,053	14.5	92t	11	6	43	7.2	14

ADDITIONAL STATISTICS: 100-yard receiving games - 5 (125, at Atl., 11/8/20, 140, vs. LV, 1/3/21, 102, at Sea., 9/12/22, 117, at LAR, 12/25/22; 154, vs. LAC, 1/8/23). Multiple-TD games - None. FUMBLES: 4 (0 lost). Misc. tackles - 4 in 2020, 1 in 2022, 1 in 2023. NFL totals: 6.

SINGLE-GAME HIGHS & CAREER MILESTONES: RECEIVING: Receptions - 8, vs. KC, 12/11/22. Yards - 154, vs. LAC, 1/8/23. TDs - 3, vs. KC, 12/11/22. Long - 92, vs. LV, 1/3/21. NFL debut: vs. Ten., 9/14/20. First NFL start: at Pit., 9/20/20. First NFL reception: vs. Ten., 9/14/20 (12 yards, D. Lock). RUSHING: Attempts - 3, vs. LAC, 1/8/23. Yards - 39, vs. LAC, 1/8/23.

JEUDY'S GAME-BY-GAME STATISTICS

2023, DENVER										
Date	Opp	GP	GS	No	Yds	Avg	Lg	TD		
9/10	LV-W			***inactive***						
9/17	Was-L	1	WR	3	25	8.3	11	0		
9/24	at Mia-L	1	WR	5	81	16.2	46	0		
10/1	at Chi-W	1		3	52	17.3	25	0		
10/8	NYJ-L	1	WR	6	50	8.3	23	0		
10/12	at KC-L	1	WR	3	14	4.7	13	0		
10/22	GB-W	1	WR	5	84	12.8	18	0		
10/29	KC-W	1		2	50	25	39	1		
11/3	at Buf-W	1	WR	3	35	11.7	19	0		
11/19	Min-W	1	WR	5	58	11.6	19	0		
11/26	Cle-W	1		2	11	5.5	7	0		
12/3	at Hou-L	1	WR	3	51	17	41	0		
12/10	at LAC-W	1		2	16	8	9	0		
12/16	at Det-L	1	WR	3	74	24.7	40	0		
12/24	NE-L	1		3	44	14.7	16	0		
12/31	LAC-W	1	WR	3	54	18	41	0		
1/7	at LV-L	1	WR	3	79	26.3	47	1		
2023 totals		16	11	54	758	14	47	2		

2022, DENVER										
Date	Opp	GP	GS	No	Yds	Avg	Lg	TD		
9/12	at Sea-L	1	WR	4	102	25.5	67t	1		
9/18	Hou-W	1	WR	1	11	11	11	0		
9/25	SF-W	1	WR	2	17	8.5	16	0		
10/2	at LV-L	1	WR	4	53	13.3	32	1		
10/6	Ind-L	1	WR	3	53	17.7	37	0		
10/17	at LAC-L	1	WR	3	54	18	37	0		
10/23	NYJ-L	1	WR	7	96	13.7	45	0		
10/30	at Jax-W	1	WR	6	63	10.5	25	1		
11/3	at Ten-L	1	WR	0	0	-	0	0		
11/20	LV-L			***inactive***						
11/27	at Car-L			***inactive***						
12/4	at Bal-L	1		4	65	16.3	40	0		
12/11	KC-L	1	WR	8	73	9.1	18	3		
12/18	at Ari-W	1	WR	7	76	10.9	19	0		
12/25	at LAR-L	1	WR	6	117	19.5	36	0		
1/1	at KC-L	1	WR	7	38	5.4	11	0		
1/8	LAC-W	1	WR	5	154	30.8	57	0		
2022 totals		15	14	67	972	14.5	67t	6		

2021, DENVER										
Date	Opp	GP	GS	No	Yds	Avg	Lg	TD		
9/12	at NYG-W	1	WR	6	72	12	20	0		
9/19	at Jax-W			***injured reserve-ankle***						
9/26	NYJ-W			***injured reserve-ankle***						
10/3	Bal-L			***injured reserve-ankle***						
10/10	at Pit-L			***injured reserve-ankle***						
10/17	LV-L			***injured reserve-ankle***						
10/21	at Cle-L			***injured reserve-ankle***						
10/31	Was-W	1		4	39	9.8	18	0		
11/7	at Dal-W	1		6	69	11.5	25	0		
11/14	Phi-L	1		6	48	8	14	0		
11/28	LAC-W	1	WR	2	25	12.5	13	0		
12/5	at KC-L	1	WR	4	77	19.3	36	0		
12/12	Det-W	1	WR	5	47	9.4	21	0		
12/19	Cin-L	1	WR	0	0	-	0	0		
12/26	at LV-L	1		3	60	20	40	0		
1/2	at LAC-L			***reserve/COVID-19***						
1/8	KC-L	1		2	30	15	28	0		
2021 totals		10	5	38	467	12.3	40	0		

2020, DENVER										
Date	Opp	GP	GS	No	Yds	Avg	Lg	TD		
9/14	Ten-L	1		4	56	14	25	0		
9/20	at Pit-L	1	WR	4	62	15.5	20	0		
9/27	TB-L	1	WR	5	55	11	22	0		
10/1	at NYJ-W	1		2	61	30.5	48	1		
10/18	at NE-W	1	WR	2	32	16	16	0		
10/25	KC-L	1	WR	2	20	10	13	0		
11/1	LAC-W	1	WR	4	73	18.3	43	0		
11/8	at Atl-L	1	WR	7	125	17.9	41	1		
11/15	at LV-L	1	WR	4	68	17	26	0		
11/22	Mia-W	1	WR	3	37	12.3	22	0		
11/29	NO-L	1	WR	0	0	-	0	0		
12/6	at KC-L	1	WR	1	5	5	5	0		
12/13	at Car-W	1	WR	2	42	21	31	0		
12/19	Buf-L	1	WR	1	19	19	19	0		
12/27	at LAC-L	1	WR	6	61	10.2	17	0		
1/3	LV-L	1	WR	5	140	28	92t	1		
2020 totals		16	14	52	856	16.5	92t	3		



48 | CALEB JOHNSON



POSITION LINEBACKER | HEIGHT 6-1 | WEIGHT 235 | SCHOOL MIAMI (FLA.)
BORN 7/14/1998 | ACQUIRED FA-'24 | EXPERIENCE 1ST

CAREER TRANSACTIONS

Originally signed as an undrafted free agent by the New York Jets on May 5, 2023...Waived by Jets on Aug. 29, 2023...Signed to the Jets' practice squad on Aug. 30, 2023...Released from Jets' practice squad on Sept. 12, 2023...Signed to the Pittsburgh Steelers' practice squad on Oct. 24, 2023...Released from Steelers' practice squad on Oct. 30, 2023...Signed to the Arizona Cardinals' practice squad on Dec. 27, 2023...Released from Cardinals' practice squad on Jan. 3, 2024... Signed to a reserve/futures contract by the Cleveland Browns on Jan. 17, 2024.

KEY NOTES

- Spent rookie season on Jets', Steelers' and Cardinals' practice squads in 2023.
- Recorded 48 tackles, 10.5 tackles for loss, and 2.5 sacks in his final season at the University of Miami.
- Totaled 89 tackles, 5.5 sacks and two interceptions in two seasons with UCLA.

PERSONAL

- Native of Murrieta, Calif. and attended Vista Murrieta High School.
- Named to UCLA Athletic Director's Honor Roll in Spring 2022, Spring 2021 and Winter 2021.
- Named to the 2020-2021 Pac-12 Fall Academic Honor Roll.

JOHNSON'S CAREER STATISTICS

Year	Team	GP	TACKLES					INTERCEPTIONS					FUMBLES				
			GS	Tot	Solo	Asst	Sk	Yds	No	Yds	Lg	TD	PD	FF	FR	Yds	
2023	Nyj	0	0	0	0	0	0.0	0.0	0	0	-	0	0	0	0	0	0
	Pit	0	0	0	0	0	0.0	0.0	0	0	-	0	0	0	0	0	
	Ari	0	0	0	0	0	0.0	0.0	0	0	-	0	0	0	0	0	
NFL totals		0	0	0	0	0	0.0	0.0	0	0	-	0	0	0	0	0	

ADDITIONAL STATISTICS: Interceptions - None. Special teams tackles: None.

CAREER MILESTONES: TACKLES - None. Solo - None. INTERCEPTIONS: None. TDs: None. Sacks: None. FUMBLES: None. Recovered - None. NFL debut: N/A. First NFL start: N/A. First NFL interception: N/A. Last NFL interception: N/A.

JOHNSON'S GAME-BY-GAME STATISTICS

2023, NEW YORK JETS		GP	TACKLES					INTERCEPTIONS					FUMBLES				
Date	Opp		GS	Tot	So	As	Sk	Yd	Int	Yd	Lg	TD	PD	FF	FR		
9/11	Buf-W																
9/17	at Dal-L																
9/24	NE-L																
10/1	KC-L																
10/8	at Den-W																
10/15	Phi-W																
2023, PITTSBURGH																	
10/29	Jax-L																
11/2	Ten-W																
11/12	GB-W																
11/19	at Cle-L																
11/26	at Cin-W																
12/3	Ari-L																
12/7	NE-L																
12/16	at Ind-L																
12/23	Cin-W																
2023, ARIZONA																	
12/31	at Phi-W																
1/7	Sea-L																
2023 totals		0	0	0	0	0	0	0.0	0.0	0	-	0	0	0	0		

COMMUNITY

STAFF

PLAYERS

2023 SEASON


HISTORY

RECORDS

GAME DAY



79 | DAWAND JONES



POSITION TACKLE | HEIGHT 6-8 | WEIGHT 374 | SCHOOL OHIO STATE
BORN 8/6/2001 | ACQUIRED D4A-'23 | EXPERIENCE 2ND

CAREER TRANSACTIONS

Originally selected by the Cleveland Browns in the fourth round (111th overall) of the 2023 NFL Draft.

AWARDS/HONORS

- Selected to the PFWA All-Rookie team in 2023.

KEY NOTES

- Appeared in 11 games and started nine at right tackle during rookie season before a knee injury ended his season in Week 14.
- Spent four seasons at Ohio State (2019-22) and played 41 games, including 27 starts.
- Started all 13 games at right guard in 2021, and all 13 games at right tackle in 2022.
- Earned first-team All-America honors in 2022 by CBSSports.com and second-team all-Big Ten Conference honors by the league's coaches. Earned second-team all-Big Ten Conference honors in 2021.
- Helped lead Ohio State to a No. 9 ranking nationally in total offense (490.7 ypg) and No. 2 in scoring (44.2 ppg) in 2022.

PERSONAL

- Native of Indianapolis, Ind., and attended Ben Davis High School.
- Talented two-sport athlete who also excelled on the basketball court. Played against teammate David Bell in the state championship.
- Was working on a degree in communications before electing to forego his final year of eligibility and enter the 2023 NFL Draft.

JONES' CAREER STATISTICS

Year	Team	GP	GS
2023	Cle	11	9
NFL totals		11	9

PLAYOFFS

Year	Team	GP	GS
2023	Cle	0	0
NFL totals		0	0

CAREER MILESTONES: NFL debut: vs. Cin. (9/10/23). First NFL start: at Pit., 9/18/23.



41 | JOHN KELLY JR.



POSITION RUNNING BACK | HEIGHT 5-10 | WEIGHT 208 | SCHOOL TENNESSEE
 BORN 10/4/1996 | ACQUIRED FA'24 | EXPERIENCE 3RD

CAREER TRANSACTIONS

Drafted by the Los Angeles Rams in the sixth round (176th overall) of the 2018 NFL Draft...Waived by the Rams on August 31, 2019...Signed to the Rams' practice squad on Sept. 1, 2019...Promoted to the Rams' active roster on Oct. 12, 2019...Waived by the Rams on Nov. 16, 2019...Signed to the Rams' practice squad on Nov. 17, 2019...Promoted to the Rams' active roster on Dec. 28, 2019...Waived by the Rams on Sept. 4, 2020...Signed to the Browns' practice squad on Sept. 9, 2020...Released from the Browns' practice squad on Dec. 15, 2020...Signed to the Browns' practice squad on Dec 16, 2020...Signed by the Browns to the reserve/future list on Jan. 19, 2021...Waived by the Browns on Aug. 31, 2021...Signed to the Browns' practice squad on Sept. 1, 2021...Promoted to the Browns' active roster on Oct. 19, 2021...Waived by the Browns on Nov. 20, 2021...Signed to the Browns' practice squad on Nov. 23, 2021...Signed a reserve/futures contract on Jan. 19, 2022...Waived by Browns on Aug. 30, 2022...Signed to Browns' practice squad on Aug. 31, 2022...Elevated to Browns' active roster on Dec. 31, 2022 and reverted back to practice squad on Jan. 2, 2023...Signed by the Browns to the reserve/future list on Jan. 9, 2023...Waived by the Browns on Aug. 29, 2023...Signed to the Browns' practice squad on Oct. 27, 2023...Waived by Browns on Nov. 21, 2023...Signed to the Browns' practice squad on Nov. 28, 2023...Elevated to the Browns' active roster on Jan. 12, 2024 and reverted back to practice squad on Jan. 14, 2024...Signed by the Browns to the reserve/futures list on Jan. 15, 2024.

KEY NOTES

- Spent the 2023 season on the Browns' practice squad and was elevated for the AFC Wild Card Round against the Texans.
- Spent the bulk of the 2022 season on the Browns' practice squad, contributing on special teams in Week 17 against the Commanders.
- Appeared in four games and spent most of the 2021 season on the teams' practice squad.
- Spent the entire 2020 season on the Browns' practice squad.
- Contributed on special teams in final four games of the 2018 season and three postseason contests

with the Rams, including Super Bowl LIII. Finished the season with 27 carries for 74 yards and added two catches for 27 yards.

- Played in 33 games with 12 starts in three-year collegiate career at Tennessee. Collected 1,573 rushing yards and 15 touchdowns on 327 carries, while adding 43 receptions for 350 yards.

PERSONAL

- Full name is John Marshall Kelly Jr.
- Native of Detroit, Mich., and attended Oak Park (Oak Park, Mich.) High School.
- Majored in journalism and electronic media at Tennessee.
- Recipient of Michael & Christy Coffey Athletic Scholarship Endowment.

KELLY JR.'S CAREER STATISTICS

Year	Team	GP	GS	RUSHING					RECEIVING				
				No	Yds	Avg	Lg	TD	No	Yds	Avg	Lg	TD
2018	LAR	4	0	27	74	2.7	7	0	2	27	13.5	18	0
2019	LAR	4	0	3	9	3	6	0	0	0	-	-	0
2020	Cle	0	0	0	0	-	-	0	0	0	-	-	0
2021	Cle	4	0	2	13	6.5	11	0	0	0	-	-	0
2022	Cle	1	0	0	0	-	-	0	0	0	-	-	0
2023	Cle	0	0	0	0	-	-	0	0	0	-	-	0
NFL totals		13	0	32	96	3	11	0	2	27	13.5	18	0

Year	Team	GP	GS	RUSHING				RECEIVING					
				Att	Yds	Avg	LG	TD	No	Yds	Avg	Lg	TD
2018	LAR	3	0	0	0	-	-	0	0	0	-	-	0
2020	Cle	0	0	0	0	-	-	0	0	0	-	-	0
2023	Cle	0	0	0	0	-	-	0	0	0	-	-	0
NFL totals		3	0	0	0	-	-	0	0	0	-	-	0

ADDITIONAL STATISTICS: 100-yard rushing games - N/A. Multiple-TD games: N/A.

CAREER MILESTONES: RUSHING: Attempts: 15, vs. SF, 12/30/18. Yards: 40, at Ari., 12/23/18. Rushing TDs - None. Long - 7, at Ari., 12/23/18. RECEIVING: Receptions - 1, twice, at Ari., 12/23/18; vs. SF, 12/30/18. Yards - 18, vs. SF, 12/30/18. TDs - None. Long - 9, at Ari., 12/23/18. NFL Debut: at Chi., 12/9/18. First NFL rushing attempt: vs Phil., 12/16/18. First NFL rushing TD: N/A. First NFL reception: at Ari., 12/23/18.

KELLY JR.'S GAME-BY-GAME STATISTICS

2023, CLEVELAND

Date	Opp	GP	GS	RUSHING					RECEIVING					
				No	Yds	Avg	Lg	TD	No	Yds	Avg	Lg	TD	
9/10	Cin													
9/18	at Pit													
9/24	Ten-W													
10/1	Bal-L													
10/15	SF-W													
10/22	at Ind-W													
10/29	at Sea-L													
11/5	Ari-W													
11/12	at Bal-W													
11/19	Pit-W													
11/26	at Den-L													
12/3	at LAR-L													
12/10	Jax-W													
12/17	Chi-W													
12/24	at Hou-W													
12/28	NYJ-W													
1/7	at Cin-L													
2023 totals														
1/13	at Hou-L	1	0	0	0	-	-	0	0	0	-	-	0	
L-AFC Wild Card Round														

2022, CLEVELAND

Date	Opp	GP	GS	RUSHING					RECEIVING						
				No	Yds	Avg	Lg	TD	No	Yds	Avg	Lg	TD		
9/11 at	Car-W			***practice squad***											
9/18	NYJ-L			***practice squad***											
9/22	Pit-W			***practice squad***											
10/2 at	Atl-L			***practice squad***											
10/9	LAC-L			***practice squad***											
10/16	NE-L			***practice squad***											
10/23 at	Bal-L			***practice squad***											
10/31	Cin-W			***practice squad***											
11/13 at	Mia-L			***practice squad***											
11/20 at	Buf-L			***practice squad***											
11/27	TB-W			***practice squad***											
12/4 at	Hou-W			***practice squad***											
12/11 at	Cin-L			***practice squad***											
12/17	Bal-W			***practice squad***											
12/24	NO-L			***practice squad***											
1/1 at	Was-W	1	0	0	0	0	0	0	0	0	0	0	0	0	0
1/8 at	Pit-L			***practice squad***											
2022 totals		1	0	0	0	0	0	0	0	0	0	0	0	0	0

2021, CLEVELAND

Date	Opp	GP	GS	RUSHING					RECEIVING						
				No	Yds	Avg	Lg	TD	No	Yds	Avg	Lg	TD		
9/12 at	KC-L			***practice squad***											
9/19	Hou-W			***practice squad***											
9/26	Chi-W			***practice squad***											
10/3 at	Min-W			***practice squad***											
10/10 at	LAC-L			***practice squad***											
10/17	Ari-L			***practice squad***											
10/21	Den-W	1	2	13	6.5	11	0	0	0	0	0	0	0	0	0
10/31	Pit-L	1	0	0	0	0	0	0	0	0	0	0	0	0	0
11/7 at	Cin-W	1	0	0	0	0	0	0	0	0	0	0	0	0	0
11/14 at	NE-L			***practice squad***											
11/21	Det-W			***practice squad***											
11/28 at	Bal-L			***practice squad***											
12/12	Bal-W			***practice squad***											
12/20	LV-L	1	0	0	0	0	0	0	0	0	0	0	0	0	0
12/25 at	GB-L			***practice squad***											
1/3 at	Pit-L			***practice squad***											
1/9	Cin-W			***practice squad***											
2021 totals		4	0	2	13	6.5	11	0	0	0	0	0	0	0	0

2020, CLEVELAND

Date	Opp	GP	GS	RUSHING					RECEIVING						
				No	Yds	Avg	Lg	TD	No	Yds	Avg	Lg	TD		
9/13 at	Bal-L			***practice squad***											
9/17	Cin-W			***practice squad***											
9/27	Was-W			***practice squad***											
10/4 at	Dal-W			***practice squad***											
10/11	Ind-W			***practice squad***											
10/18 at	Pit-L			***practice squad***											
10/25 at	Cin-W			***practice squad***											
11/1	LV-L			***practice squad***											
11/15	Hou-W			***practice squad***											
11/22	Phi-W			***practice squad***											
11/29 at	Jax-L			***practice squad***											
12/6 at	Ten-W			***practice squad***											
12/14	Bal-L			***practice squad***											
12/20 at	NYG-W			***practice squad***											
12/27 at	NYJ-L			***practice squad***											
1/3	Pit-W			***practice squad***											
2020 totals		0	0	0	0	-	-	0	0	0	-	-	0	0	0
1/10 at	Pit-W1			***practice squad***											
1/17 at	KC-L2			***practice squad***											
1: AFC Wild Card Round, 2:AFC Divisional Round															

2019, LOS ANGELES RAMS

Date	Opp	GP	GS	RUSHING					RECEIVING						
				No	Yds	Avg	Lg	TD	No	Yds	Avg	Lg	TD		
9/8 at	Car-W			***practice squad***											
9/15	NO-W			***practice squad***											
9/22 at	Cle-W			***practice squad***											
9/29	TB-L			***practice squad***											
10/3 at	Sea-L			***practice squad***											
10/13	SF-L	1	0	0	0	0	0	0	0	0	0	0	0	0	0
10/20 at	Atl-W	1	3	9	3	6	0	0	0	0	0	0	0	0	0
10/27	Cin-W	1	0	0	0	0	0	0	0	0	0	0	0	0	0
11/10 at	Pit-L			***inactive***											
11/17	Chi-W			***not on team***											
11/25	Bal-L			***practice squad***											
12/1 at	Ari-W			***practice squad***											
12/8	Sea-W			***practice squad***											
12/15 at	Dal-L			***practice squad***											
12/21 at	SF-L			***practice squad***											
12/29	Ari-W	1	0	0	0	0	0	0	0	0	0	0	0	0	0
2020 totals		4	0	3	9	3.0	6	0	0	0	0	0	0	0	0

2018, LOS ANGELES RAMS

Date	Opp	GP	GS	RUSHING					RECEIVING						
				No	Yds	Avg	Lg	TD	No	Yds	Avg	Lg	TD		
9/10 at	Dak-W			**did not play**											
9/16	Ari-W			**did not play**											
9/23	LAC-W			**did not play**											
9/27	Min-W			**did not play**											
10/7 at	Sea-W			**did not play**											
10/14 at	Den-W			**did not play**											
10/21 at	SF-W			**did not play**											
10/28	GB-W			**did not play**											
11/4 at	NO-L			**did not play**											
11/11	Sea-W			**did not play**											
11/19	KC-W			**did not play**											
12/2 at	Det-W			**did not play**											
12/9 at	Chi-L	1	0	0	0	0	0	0	0	0	0	0	0	0	0
12/16	Phi-L	1	2	4	2	5	0	0	0	0	0	0	0	0	0
12/23 at	Ari-W	1	10	40	4	7	0	1	9	9	9	9	0	0	0
12/30	SF-W	1	15	30	2	7	0	1	18	18	18	0	0	0	0
2020 totals		4	0	27	74	2.7	7	0	2	27	13.5	18	0	0	0
1/12	Dal-W1	1	0	0	0	0	0	0	0	0	0	0	0	0	0
1/20 at	NO-W2	1	0	0	0	0	0	0	0	0	0	0	0	0	0
2/3	NE-L3	1	0	0	0	0	0	0	0	0	0	0	0	0	0
1: AFC Wild Card Round, 2:AFC Divisional Round, 3-Super Bowl															

COMMUNITY

STAFF

PLAYERS

2023 SEASON

HISTORY

RECORDS

GAME DAY



89 | MATT LANDERS



POSITION WIDE RECEIVER | HEIGHT 6-4 | WEIGHT 200 | SCHOOL ARKANSAS
BORN 6/16/1999 | ACQUIRED FA-'24 | EXPERIENCE 1ST

CAREER TRANSACTIONS

Originally signed by the Seattle Seahawks as an undrafted free agent on May 12, 2023...Waived by the Seahawks on Aug. 29, 2023...Signed to the Seahawks' practice squad on Aug. 30, 2023...Released from the Seahawks' practice squad on Sept. 19, 2023...Signed to the Carolina Panthers' practice squad on Sept. 26, 2023...Released from the Panthers' practice squad on Dec. 5, 2023...Signed by the Cleveland Browns on May 21, 2024.

KEY NOTES

- Attended Georgia (2018-20) and Toledo (2021) before transferring to Arkansas (2022) for his final year of eligibility.
- Played in 50 games with 13 starts during his collegiate career, recording 1,547 receiving yards on 79 receptions with 14 touchdowns.
- Led the Razorbacks with 901 receiving yards and eight touchdowns on 47 receptions in 2022. His 901 receiving yards were eighth all-time in a single season at Arkansas, while his eight TDs matches the sixth-most ever by a Razorback in a single year.
- Recorded four 100-yard games during the 2022 season, placing him in a tie for fourth in a single season at Arkansas.

PERSONAL

- Native of St. Petersburg, Fla. and attended St. Petersburg High School.
- Majored in sport management.

LANDERS' CAREER STATISTICS

Year	Team	GP	GS	No	RECEIVING				RUSHING				TD
					Yds	Avg	LG	TD	Att	Yds	Avg	Lg	
2023	Sea	0	0	0	0	-	-	0	0	0	-	0	0
	Car	0	0	0	0	-	-	0	0	0	-	0	0
NFL totals		0	0	0	0	-	-	0	0	0	0	0	0

ADDITIONAL STATISTICS: 100-yard receiving games - N/A. Multiple-TD games - N/A. FUMBLES: None. Special teams tackles - None.

SINGLE-GAME HIGHS & CAREER MILESTONES: RECEIVING: Receptions - N/A. Yards -N/A. TDs - N/A. Long - N/A. NFL debut: N/A.First NFL start: N/A. First NFL reception: N/A.

LANDERS' GAME-BY-GAME STATISTICS

2023, SEATTLE													
Date	Opp	GP	GS	No	Yds	Avg	Lg	TD					
9/10	LAR-L			***Seahawks' practice squad***									
9/17	at Det-W			***Seahawks' practice squad***									
9/24	Car-W			***Seahawks' practice squad***									
2023, CAROLINA													
10/1	Min-L			***Panthers' practice squad***									
10/8	at Det-L			***Panthers' practice squad***									
10/15	at Mia-L			***Panthers' practice squad***									
10/29	Hou-W			***Panthers' practice squad***									
11/5	Ind-L			***Panthers' practice squad***									
11/9	at Chi-L			***Panthers' practice squad***									
11/19	Da-L			***Panthers' practice squad***									
11/26	at Ten-L			***Panthers' practice squad***									
12/3	at TB-L			***Panthers' practice squad***									
12/10	at NO-L			***Panthers' practice squad***									
12/17	At-W			***not on team***									
12/14	GB-L			***not on team***									
12/31	at Jax-L			***not on team***									
1/7	TB-L			***not on team***									
2023 totals		0	0	0	0	-	-	0	0	0	0	0	



61 | ROY MBAETEKA



POSITION TACKLE | HEIGHT 6-8 | WEIGHT 330 | SCHOOL NO SCHOOL
BORN 2/13/2000 | ACQUIRED FA-'24 | EXPERIENCE 1ST

CAREER TRANSACTIONS

Originally signed by the New York Giants as part of the International Player Pathway Program on April 9, 2022...Waived by the Giants on Aug. 30, 2022...Signed to the Giants' practice squad on Aug. 31, 2022... Released from the Giants' practice squad on Sept. 1, 2022... Signed to the Giants' practice squad on Sept. 8, 2022...Released from the Giants' practice squad on Sept. 29, 2022... Signed to the Giants' practice squad on Dec. 7, 2022...Released from the Giants' practice squad on Dec. 14, 2022...Signed by the Chicago Bears as part of the International Player Pathway Program on May 4, 2023...Waived by the Bears on Aug. 29, 2023...Signed to the Bears' practice squad as part of the International Player Pathway Program on Aug. 30, 2023... Signed by the Bears as part of the International Player Pathway Program on Jan. 29, 2024...Waived by the Bears on March 16, 2024...Signed by the Cleveland Browns as part of the International Player Pathway Program on April 29, 2024.

KEY NOTES

- In 2023, was signed by the Bears as part of the International Player Pathway Program and spent the entire season on the Bears' practice squad.
- Spent time on the Giants' practice squad in 2022.
- Was one of three players selected to train at the NFL Academy in London of October 2022 and was then chosen as one of 13 players to compete for a spot in the 2022 International Player Pathway Program. The NFL held a showcase for the international players in Arizona that was attended by a Giants scout, who was so impressed with Mbaeteka that the team flew him to New Jersey for a tryout and signed him.

PERSONAL

- Name pronounced mm-BET-ik-UH.
- Native of Bengin City, Nigeria and never played high school or college football.


MBAETEKA'S CAREER STATISTICS

Year	Team	GP	GS
2022	NYG	0	0
2023	Chi	0	0
NFL totals		0	0

CAREER MILESTONES: NFL debut: N/A. First NFL start: N/A.



57 | ISAAH MCGUIRE



POSITION DEFENSIVE END | HEIGHT 6-4 | WEIGHT 268 | SCHOOL MISSOURI
 BORN 7/27/2001 | ACQUIRED D4B-'23 | EXPERIENCE 2ND

CAREER TRANSACTIONS

Originally selected by the Cleveland Browns in the fourth round (126th overall) of the 2023 NFL Draft.

KEY NOTES

- Appeared in four games with one start for the Browns in 2023.
- Recorded first career sack at Cincinnati on Jan. 7, 2024.
- Played 40 games (30 starts) at Missouri over four years (2019-22) and totaled 103 tackles, 16.5 sacks and one forced fumble. His 16.5 sacks were 13th in program history.
- Started in all 12 games as a senior and recorded 7.5 sacks.

PERSONAL

- Native of Tulsa, Okla., and attended Union High School.
- Majored in general studies at Missouri.

MCGUIRE'S CAREER STATISTICS

Year	Team	GP	TACKLES					INTERCEPTIONS					FUMBLES			
			GS	Tot	Solo	Asst	Sk	Yds	No	Yds	Lg	TD	PD	FF	FR	Yds
2023	Cle	4	1	6	5	1	1.0	12.0	0	0	-	0	0	0	0	0
PLAYOFFS																
Year	Team	GP	GS	Tot	Solo	Asst	Sk	Yds	No	Yds	Lg	TD	PD	FF	FR	Yds
2023	Cle	0	0	0	0	0	0.0	0.0	0	0	-	0	0	0	0	0

ADDITIONAL STATISTICS: Career sacks - None. Interceptions - None. Special teams tackles: None.

SINGLE-GAME HIGHS & CAREER MILESTONES: TACKLES - 5, at Cin., 1/7/24. Solo - 5, at Cin., 1/7/24. INTERCEPTIONS: None. Yards - N/A. Long - N/A. TDs - None. FUMBLES: Forced - None. Recovered - None. Passes defended: None. Sacks - 1.0, at Cin., 1/7/24. NFL debut: vs. Ari., 11/5/23. First NFL start: at Cin., 1/7/24. First NFL sack: 1.0, at Cin., 1/7/24. First NFL interception: N/A.

MCGUIRE'S GAME-BY-GAME STATISTICS

2023, CLEVELAND																	
Date	Opp	GP	GS	TACKLES					INTERCEPTIONS					FUMBLES			
				Tot	So	As	Sk	Yds	Yd	Int	Yd	Lg	TD	PD	FF	FR	
9/10	Cin-W																
9/18	at Pit-L																
9/24	Ten-W																
10/1	Bal-L																
10/15	SF-W																
10/22	at Ind-W																
10/29	at Sea-L																
11/5	Ari-W	1		0	0	0	0.0	0.0	0	0	-	0	0	0	0	0	
11/12	at Bal-W																
11/19	Pit-W																
11/26	at Den-L																
12/3	at LAR-L																
12/10	Jax-W																
12/17	Chi-W	1		1	0	1	0.0	0.0	0	0	-	0	0	0	0	0	
12/24	at Hou-W																
12/28	NYJ-W	1		0	0	0	0.0	0.0	0	0	-	0	0	0	0	0	
1/7	at Cin-L	1	DE	5	5	0	1.0	12.0	0	0	-	0	0	0	0	0	
2023 totals		4	1	6	5	1	1.0	12.0	0	0	-	0	0	0	0	0	
1/13	at Hou-L1																
1-AFC Wild Card Round																	



12 | RODNEY MCLEOD



POSITION SAFETY | HEIGHT 5-10 | WEIGHT 185 | SCHOOL VIRGINIA
BORN 6/23/1990 | ACQUIRED FA-'23 | EXPERIENCE 13TH



CAREER TRANSACTIONS

Originally signed by the St. Louis Rams as an undrafted free agent on May 8, 2012...Signed by the Philadelphia Eagles as an unrestricted free agent on March 9, 2016...Signed by the Indianapolis Colts as an unrestricted free agent on April 14, 2022...Signed by the Cleveland Browns as a free agent on May 8, 2023.

AWARDS/HONORS

- 2021 NFL/NFLPA Alan Page Community Award winner.
- Eagles' 2020 Walter Payton Man of the Year Award nominee.

KEY NOTES

- In 2023, helped Browns defense lead the NFL in total yards allowed and passing yards allowed.
- Started 138 of 156 games between the Rams (2012-15), Eagles (2016-21) and the Colts (2022).
- Started all five playoff games he's appeared in, tallying 23 tackles, one sack and one pass defended.
- In 2022, led the Colts secondary with 92 tackles and added eight passes defended and two interceptions.
- In 2017, started all 14 games he saw action in and added 50 tackles, six pass breakups, three interceptions, one forced fumble and one fumble recovery en route to the Eagles winning Super Bowl LII.
- In the postseason, notched a sack in the NFC Divisional Game, the first Eagles safety to record a sack in the playoffs since Brian Dawkins in 2009.
- Played in 43 games with 31 starts at Virginia (2008-11). Compiled 190 tackles, 11 passes defended, six interceptions, three forced fumbles and one fumble recovery.

PERSONAL

- Last name pronounced muh-CLOUD.
- Native of Hyattsville, Md. and attended DeMatha Catholic High School.
- Also competed in track and field.
- Majored in sociology.
- Married to his wife, Erika.
- Served as a guest analyst for a week on the NFL Network during the 2023 offseason.

BEYOND FOOTBALL

- Launched a non-profit, Change Our Future, with his wife in 2020. The mission is to empower people through education, advocacy and awareness in the areas of youth development, healthy lifestyles and community enrichment.
- Worked on the Eagles social justice committee, whose mission was to reduce barriers to equal opportunity.
- Involved in the launch of the Eagles "End Philly Gun Violence Campaign."

MCLEOD'S CAREER STATISTICS

Year	Team	GP	TACKLES					INTERCEPTIONS				FUMBLES				
			GS	Tot	Solo	Asst	Sk	Yds	No	Yds	Lg	TD	PD	FF	FR	Yds
2012	STL	16	0	13	0	0	0.0	0.0	0	0	-	0	0	0	0	0
2013	STL	16	16	79	61	15	0.0	0.0	2	2	2	0	7	2	2	9
2014	STL	16	16	72	60	10	0.0	0.0	2	1	1	0	6	2	2	9
2015	STL	16	16	82	59	22	0.0	0.0	1	4	4	0	5	3	1	20
2016	PHI	16	16	83	68	11	1.0	7.0	3	5	5	0	7	1	0	0
2017	PHI	14	14	54	35	15	0.0	0.0	3	67	50	0	6	1	1	9
2018	PHI	3	3	10	7	3	0.0	0.0	0	0	-	0	4	0	0	0
2019	PHI	16	16	76	45	29	1.0	0.0	2	30	23	0	6	2	0	0
2020	PHI	13	13	86	43	22	0.0	0.0	1	21	21	0	7	0	2	50
2021	PHI	13	13	58	32	26	0.0	0.0	2	24	24	0	4	0	0	0
2022	IND	17	15	96	56	36	0.0	0.0	2	27	27	1	8	0	1	0
2023	CLE	10	5	23	13	10	0.0	0.0	0	0	-	0	1	0	0	0
NFL totals		166	143	678	479	199	2.0	7.0	18	181	50	1	61	11	9	97

Year	Team	GP	TACKLES					INTERCEPTIONS				FUMBLES				
			GS	Tot	Solo	Asst	Sk	Yds	No	Yds	Lg	TD	PD	FF	FR	Yds
2017	PHI	3	3	15	12	3	1.0	10.0	0	0	-	0	1	0	0	0
2019	PHI	1	1	2	1	1	0.0	0.0	0	0	-	0	0	0	0	0
2021	PHI	1	1	6	2	4	0.0	0.0	0	0	-	0	0	0	0	0
2023	Cle	0	0	0	0	0	0.0	0.0	0	0	-	0	0	0	0	0
NFL totals		5	5	23	15	8	1.0	10.0	0	0	-	0	1	0	0	0

ADDITIONAL STATISTICS: Multiple-sack games - Career interceptions - 18; C.J. Beathard (1), Sam Bradford (1), Robert Griffin III (1), Taylor Heinicke (1), Luke Falk (1), Jake Fromm (1), Joe Flacco (1), Jake Locker (1), Patrick Mahomes (1), Josh McCown (2), Colt McCoy (1), David Mills (1) Nick Mullens (1), Brock Osweiler (1), Dak Prescott (1), Ben Roethlisberger (1), Russell Wilson (1). Special teams tackles - 6 in 2023.

SINGLE-GAME HIGHS & CAREER MILESTONES: TACKLES - 9, vs. LAC, 12/26/22. INTERCEPTIONS: 1, twice; last vs. Hou, 1/3/23. Yards - 27, vs. Hou, 1/3/23. Long - 27, vs. Hou, 1/3/23. TDs - 1, vs. Hou, 1/3/23. FUMBLES: Forced - None. Recovered - 1, eight times; last at NYG, 1/1/23. Passes defended: 2, vs. KC, 9/25/22. Sacks - None. NFL debut: at Det., 9/9/12. First NFL start: vs. Ari, 9/8/13. First NFL interception: vs. Chi, 11/24/13. Last NFL interception: vs. Hou, 1/8/23.

MCLEOD'S GAME-BY-GAME STATISTICS

Date	Opp	GP	TACKLES					INTERCEPTIONS				FUMBLES				
			GS	Tot	So	As	Sk	Yd	Int	Yd	Lg	TD	PD	FF	FR	
9/10	Cin-W	1	S	4	2	2	0.0	0.0	0	0	-	0	0	0	0	0
9/18	at Pit-L	1		0	0	0	0.0	0.0	0	0	-	0	1	0	0	0
9/24	Ten-W	1		1	1	0	0.0	0.0	0	0	-	0	0	0	0	0
10/1	Ba-L	1	DB	1	1	0	0.0	0.0	0	0	-	0	0	0	0	0
10/15	SF-W	1	DB	7	7	0	0.0	0.0	0	0	-	0	0	0	0	0
10/22	at Ind-W	1		1	1	0	0.0	0.0	0	0	-	0	0	0	0	0
10/29	at Sea-L	1	S	2	0	2	0.0	0.0	0	0	-	0	0	0	0	0
11/5	Ari-W	1		2	1	1	0.0	0.0	0	0	-	0	0	0	0	0
11/12	at Ba-W	1		1	0	1	0.0	0.0	0	0	-	0	0	0	0	0
11/19	Pit-W	1	S	4	0	4	0.0	0.0	0	0	-	0	0	0	0	0
11/26	at Den-L															
12/3	at LAR-L															
12/10	Jax-W															
12/17	Chi-W															
12/24	at Hou-W															
12/28	NVJ-W															
1/7	at Cin-L															
2023 totals		10	5	23	13	10	0.0	0.0	0	0	-	0	1	0	0	0
1/13	at Hou-L															
1-AFC Wild Card Round																

MCLEOD CONTINUED

2022, INDIANAPOLIS

Date	Opp	GP	TACKLES				INTERCEPTIONS				FUMBLES					
			GS	Tot	So	As	Sk	Yd	Int	Yd	Lg	TD	PD	FF	FR	
9/11	at Hou-T	1	0	0	0	0	0	0	0	0	0	0	0	0	0	0
9/18	at Jax-L	1	0	6	5	1	0	0	0	0	0	0	0	0	0	0
9/25	at KC-W	1	1	5	2	2	0	0	1	0	0	2	0	0	0	0
10/2	at Ten-L	1	S	4	4	0	0	0	0	0	0	0	0	0	0	0
10/8	at Den-W	1	S	5	4	1	0	0	0	0	0	0	0	0	0	0
10/16	at Jax-W	1	S	5	4	1	0	0	0	0	0	0	0	0	0	0
10/23	at Ten-L	1	S	4	2	2	0	0	0	0	0	1	0	0	0	0
10/30	at Was-L	1	S	9	2	6	0	0	0	0	0	0	0	0	0	0
11/6	at NE-L	1	S	6	4	1	0	0	0	0	0	0	0	0	0	0
11/13	at LV-W	1	S	7	6	1	0	0	0	0	0	0	0	0	0	0
11/20	at Phi-L	1	S	6	3	3	0	0	0	0	0	1	0	0	0	0
11/28	at Pit-L	1	S	6	3	3	0	0	0	0	0	0	1	0	0	0
12/4	at Da-L	1	S	6	5	1	0	0	0	0	0	1	0	0	0	0
12/17	at Min-L	1	S	7	3	3	0	0	0	0	0	1	0	0	0	0
12/26	at LAC-L	1	S	9	3	6	0	0	0	0	0	0	0	0	0	0
1/1	at NYG-L	1	S	3	2	1	0	0	0	0	0	0	0	0	1	0
1/8	at Hou-L	1	S	8	4	4	0	0	1	27	27	1	1	0	0	0
2022 totals		17	1	96	56	36	0	0	2	27	27	1	8	0	1	0

2021, PHILADELPHIA

Date	Opp	GP	TACKLES				INTERCEPTIONS				FUMBLES					
			GS	Tot	So	As	Sk	Yd	Int	Yd	Lg	TD	PD	FF	FR	
9/12	at At-W															
9/19	SF-L															
9/27	at Da-L															
10/3	at KC-L	1	S	4	4	0	0	0	0	0	0	0	0	0	0	0
10/10	at Car-W	1	S	5	0	5	0	0	0	0	0	0	0	0	0	0
10/14	at TB-L	1	S	5	2	3	0	0	0	0	0	0	0	0	0	0
10/24	at LV-L	1	S	8	5	3	0	0	0	0	0	0	0	0	0	0
10/31	at Det-W	1	S	2	1	1	0	0	0	0	0	0	1	0	0	0
11/7	at LAC-L	1	S	8	3	5	0	0	0	0	0	0	0	0	0	0
11/14	at Den-W	1	S	4	2	2	0	0	0	0	0	0	0	0	0	0
11/21	at NO-W	1	S	6	5	1	0	0	0	0	0	0	0	0	0	0
11/28	at NYG-L	1	S	3	3	0	0	0	0	0	0	0	0	0	0	0
12/5	at NYJ-W	1	S	3	1	2	0	0	0	0	0	0	0	0	0	0
12/21	at Was-W	1	S	4	3	1	0	0	0	0	0	0	0	0	0	0
12/26	at NYG-W	1	S	1	0	1	0	0	1	24	24	0	2	0	0	0
1/2	at Was-W	1	S	5	3	2	0	0	1	0	0	0	1	0	0	0
1/8	at Da-L															
2021 totals		13	13	58	32	26	0	0	2	24	24	0	4	0	0	0
1/6	at TB-L	1	S	6	2	4	0	0	0	0	0	0	0	0	0	0

1-NFC Wild Card Round

2020, PHILADELPHIA

Date	Opp	GP	TACKLES				INTERCEPTIONS				FUMBLES					
			GS	Tot	So	As	Sk	Yd	Int	Yd	Lg	TD	PD	FF	FR	
9/13	at Was-L	1	1	8	6	2	0	0	0	0	0	0	2	0	0	0
9/20	at LA-L	1	1	4	3	1	0	0	0	0	0	0	0	0	0	0
9/27	at Cin-T	1	1	5	2	3	0	0	0	0	0	0	0	0	0	0
10/4	at SF-W	1	1	9	8	1	0	0	1	21	21	0	1	0	0	0
10/11	at Pit-L	1	1	7	4	3	0	0	0	0	0	2	0	0	0	0
10/18	at Bal-L	1	1	6	4	1	0	0	0	0	0	0	0	0	0	0
10/22	at NYG-W	1	1	6	3	3	0	0	0	0	0	0	0	0	1	0
11/1	at Da-W	1	1	1	1	0	0	0	0	0	0	2	0	0	1	0
11/15	at NYG-L	1	1	6	3	3	0	0	0	0	0	0	0	0	0	0
11/22	at Cle-L	1	1	4	2	2	0	0	0	0	0	0	0	0	0	0
11/30	at Sea-L	1	1	4	3	1	0	0	0	0	0	0	0	0	0	0
12/6	at GB-L	1	1	4	3	1	0	0	0	0	0	0	0	0	0	0
12/13	at NO-W	1	1	2	1	1	0	0	0	0	0	0	0	0	0	0
12/20	at Ari-L															
12/27	at Da-L															
1/3	at Was-L															
2020 totals		13	13	66	43	22	0	0	1	21	21	0	7	0	2	0

2019, PHILADELPHIA

Date	Opp	GP	TACKLES				INTERCEPTIONS				FUMBLES					
			GS	Tot	So	As	Sk	Yd	Int	Yd	Lg	TD	PD	FF	FR	
9/8	at Was-W	1	1	3	0	3	0	0	0	0	0	0	0	0	0	0
9/15	at At-L	1	1	7	5	2	0	0	0	0	0	0	1	0	0	0
9/22	at Det-L	1	1	3	2	1	0	0	0	0	0	0	0	0	0	0
9/26	at GB-W	1	1	10	6	4	0	0	0	0	0	1	0	0	0	0
10/6	at NYJ-W	1	1	6	3	3	0	0	1	23	23	0	1	0	0	0
10/13	at Min-L	1	1	6	3	3	0	0	0	0	0	0	0	0	0	0
10/20	at Da-L	1	1	6	2	4	0	0	0	0	0	0	0	0	0	0
10/27	at Buf-W	1	1	4	4	0	0	0	0	0	0	0	0	0	0	0
11/3	at Chi-W	1	1	4	1	2	0	0	0	0	0	0	0	0	0	0
11/7	at NE-L	1	1	3	3	0	0	0	0	0	0	1	0	0	0	0
11/24	at Sea-L	1	1	4	3	1	1.0	0	1	7	7	0	1	1	0	0
12/1	at Mia-L	1	1	5	2	3	0	0	0	0	0	0	0	0	0	0
12/9	at NYG-W	1	1	3	2	1	0	0	0	0	0	0	0	0	0	0
12/15	at Was-W	1	1	7	5	1	0	0	0	0	0	0	0	0	0	0
12/22	at Da-L	1	1	0	0	0	0	0	0	0	0	0	0	0	0	0
12/29	at NYG-W	1	1	5	4	1	0	0	0	0	0	0	1	1	0	0
2019 totals		16	16	76	45	29	1.0	0	1	30	30	0	6	2	0	0
1/5	at SEA-L	1	1	2	1	1	0	0	0	0	0	0	0	0	0	0

1-NFC Divisional Round

2018, PHILADELPHIA

Date	Opp	GP	TACKLES				INTERCEPTIONS				FUMBLES					
			GS	Tot	So	As	Sk	Yd	Int	Yd	Lg	TD	PD	FF	FR	
9/6	at At-W	1	1	6	5	1	0	0	0	0	0	0	2	0	0	0
9/16	at TB-L	1	1	3	2	1	0	0	0	0	0	0	0	1	0	0
9/23	at Ind-W	1	1	1	0	1	0	0	0	0	0	0	1	0	0	0
9/30	at Ten-L															
10/7	at Min-L															
10/11	at NYG-W															
10/21	at Car-L															
10/28	at Jax-W															
11/11	at Da-L															
11/18	at NO-L															
11/25	at NYG-W															
12/3	at Was-W															
12/9	at Da-L															
12/16	at LAR-W															
12/23	at Hou-W															
12/30	at Was-W															
1/6	at At-L	1	1	6	4	2	0	0	0	0	0	0	0	0	0	0
2018 totals		3	3	10	7	3	0	0	0	0	0	0	4	0	0	0
1/6	at Chi-W															
1/3	at NO-L															

1-NFC Wild Card Round

2-NFC Divisional Round

2017, PHILADELPHIA

Date	Opp	GP	TACKLES				INTERCEPTIONS				FUMBLES					
			GS	Tot	So	As	Sk	Yd	Int	Yd	Lg	TD	PD	FF	FR	
9/10	at Was-W	1	1	4	2	1	0	0	0	0	0	0	0	0	0	0
9/17	at KC-L	1	1	2	1	1	0	0	0	0	0	0	0	0	0	0
9/24	at NYG-W															
10/1	at LAC-W	1	1	1	1	0	0	0	0	0	0	0	0	0	0	0
10/8	at Ari-W	1	1	3	3	0	0	0	0							

MCLEOD CONTINUED

2014, ST. LOUIS

Date	Opp	GP	TACKLES					INTERCEPTIONS					FUMBLES			
			GS	Tot	So	As	Sk	Yd	Int	Yd	Lg	TD	PD	FF	FR	
9/7	Min-L	1	1	7	6	1	0	0	0	0	-	0	0	0	0	
9/14	at TB-W	1	1	5	5	0	0	0	1	0	-	0	1	0	0	
9/21	Da-L	1	1	4	3	1	0	0	0	0	-	0	1	0	0	
10/5	at Phi-L	1	1	4	4	0	0	0	0	0	-	0	1	0	0	
10/13	SF-L	1	1	6	6	0	0	0	0	0	-	0	0	1	0	
10/19	Sea-W	1	1	5	3	1	0	0	0	0	-	0	1	0	0	
10/26	at KC-L	1	1	2	1	1	0	0	0	0	-	0	0	0	0	
11/2	at SF-W	1	1	6	5	1	0	0	0	0	-	0	0	0	0	
11/9	ay Ari-L	1	1	6	5	1	0	0	0	0	-	0	0	0	0	
11/16	Den-W	1	1	2	2	0	0	0	0	0	-	0	0	0	0	
11/23	at SD-L	1	1	4	4	0	0	0	0	0	-	0	0	0	1	
11/30	Oak-W	1	1	2	1	1	0	0	0	0	-	0	0	0	1	
12/7	at Was-W	1	1	4	3	0	0	0	1	1	1	0	1	1	0	
12/11	Ari-L	1	1	5	5	0	0	0	0	0	-	0	1	0	0	
12/21	NYG-L	1	1	4	4	0	0	0	0	0	-	0	0	0	0	
12/28	at Sea-L	1	1	6	3	3	0	0	0	0	-	0	0	0	0	
2014 totals		16	16	72	60	10	0	0	2	1	1	0	6	2	2	

2013, ST. LOUIS

Date	Opp	GP	TACKLES					INTERCEPTIONS					FUMBLES			
			GS	Tot	So	As	Sk	Yd	Int	Yd	Lg	TD	PD	FF	FR	
9/8	Ari-W	1	1	5	4	1	0	0	0	0	0	0	0	0	0	
9/15	at At-L	1	1	7	7	0	0	0	0	0	0	0	0	0	0	
9/22	at Da-L	1	1	7	6	1	0	0	0	0	0	0	0	0	0	
9/26	SF-L	1	1	4	2	2	0	0	0	0	0	0	0	0	1	
10/6	Jax-W	1	1	3	3	0	0	0	0	0	0	0	1	0	0	
10/13	at Hou-W	1	1	7	4	2	0	0	0	0	0	0	0	1	0	
10/20	at Car-L	1	1	3	2	0	0	0	0	0	0	0	1	0	0	
10/28	Sea-L	1	1	2	2	0	0	0	0	0	0	0	0	0	0	
11/3	Ten-L	1	1	7	6	1	0	0	1	2	2	0	1	0	0	
11/10	at Ind-W	1	1	2	1	0	0	0	0	0	0	0	1	0	0	
11/24	Chi-W	1	1	6	6	0	0	0	1	0	0	0	2	0	0	
12/1	at SF-L	1	1	4	3	1	0	0	0	0	0	0	0	0	1	
12/8	at Ari-L	1	1	4	4	0	0	0	0	0	0	0	0	1	0	
12/15	NO-W	1	1	8	6	2	0	0	0	0	0	0	0	0	0	
12/22	TB-W	1	1	2	2	0	0	0	0	0	0	0	0	0	0	
12/29	at Sea-L	1	1	8	3	5	0	0	0	0	0	0	1	0	0	
2013 totals		16	16	79	61	15	0	0	2	2	2	0	7	2	2	

2012, ST. LOUIS

Date	Opp	GP	TACKLES					INTERCEPTIONS					FUMBLES			
			GS	Tot	So	As	Sk	Yd	Int	Yd	Lg	TD	PD	FF	FR	
9/9	at Det-L	1	1	2	0	0	0	0	0	0	0	0	0	0	0	
9/16	Was-W	1	1	0	0	0	0	0	0	0	0	0	0	0	0	
9/23	at Chi-L	1	1	0	0	0	0	0	0	0	0	0	0	0	0	
9/30	Sea-W	1	1	0	0	0	0	0	0	0	0	0	0	0	0	
10/4	Ari-W	1	1	0	0	0	0	0	0	0	0	0	0	0	0	
10/14	at Mia-L	1	1	0	0	0	0	0	0	0	0	0	0	0	0	
10/21	GB-L	1	1	0	0	0	0	0	0	0	0	0	0	0	0	
10/28	NE-L	1	1	0	0	0	0	0	0	0	0	0	0	0	0	
11/11	at SF-T	1	1	2	0	0	0	0	0	0	0	0	0	0	0	
11/18	NVJ-L	1	1	2	0	0	0	0	0	0	0	0	0	0	0	
11/25	at Ari-W	1	1	0	0	0	0	0	0	0	0	0	0	0	0	
12/2	SF-W	1	1	0	0	0	0	0	0	0	0	0	0	0	0	
12/9	at Buf-W	1	1	0	0	0	0	0	0	0	0	0	0	0	0	
12/16	Min-L	1	1	0	0	0	0	0	0	0	0	0	0	0	0	
12/23	at TB-W	1	1	0	0	0	0	0	0	0	0	0	0	0	0	
12/30	at Sea-L	1	1	0	0	0	0	0	0	0	0	0	0	0	0	
2012 totals		16	0	13	0	0	0	0	0	0	0	0	0	0	0	

BROWNS NFL ALL-DECADE TEAMS

Player	Team	Pos.	Years on Browns During Decade
Joe Thomas*	2010s	Offensive Tackle	2010-17
Alex Mack	2010s	Center	2010-15
Joshua Cribbs	2000s	Kick Returner	2005-09
Jamal Lewis	2000s	Running Back (2nd Team)	2007-09
Michael Bates	1990s	Kick Returner	1995
Frank Minnifield	1980s	Corner Back (2nd Team)	1984-89
Ozzie Newsome*	1980s	Tight End (2nd Team)	1980-89
Paul Warfield*	1970s	Wide Receiver (2nd Team)	1976-77
Jim Brown*	1960s	Fullback	1960-65
Gary Collins	1960s	Flanker	1962-69
Gene Hickerson*	1960s	Guard	1960-69
Leroy Kelly*	1960s	Halfback	1964-69
Len Ford*	1950s	Defensive End	1950-57
Otto Graham*	1950s	Quarterback	1950-55
Lou Groza*	1950s	Kicker	1950-59
Dante Lavelli*	1940s	Offensive End	1946-49
Marion Motley*	1940s	Fullback	1946-49
Mac Speedie*	1940s	Offensive End	1946-49
Bill Willis*	1940s	Guard	1946-49

*denotes member of the Pro Football Hall of Fame



29 | CAMERON MITCHELL



POSITION CORNERBACK | HEIGHT 5-11 | WEIGHT 191 | SCHOOL NORTHWESTERN
BORN 9/8/2001 | ACQUIRED D5B-'23 | EXPERIENCE 2ND

CAREER TRANSACTIONS

Originally selected by the Cleveland Browns in the fifth round (142nd overall) of the 2023 NFL Draft.

KEY NOTES

- Recorded 17 tackles, one sack and two pass defended en route to helping Cleveland's defense lead the NFL in total yards allowed and passing yards allowed during rookie season.
- Saw action in 35 games at Northwestern with 119 tackles, 1.5 sacks, two interceptions, 20 passes defended, two forced fumbles and two fumble recoveries.
- Led Northwestern and recorded a career-best nine pass breakups as a senior, as well as adding a career-high 52 total tackles.

PERSONAL

- Native of Bolingbrook, Ill., and attended Bolingbrook High School.
- Four-year varsity letterwinner and two-time team captain.
- Father, Deon, played wide receiver at Northern Illinois.

MITCHELL'S CAREER STATISTICS

Year	Team	GP	GS	TACKLES				INTERCEPTIONS				FUMBLES				Yds
				Tot	Solo	Asst	Sk	Yds	No	Yds	Lg	TD	PD	FF	FR	
2023	Cle	13	3	17	15	2	1.0	0.0	0	0	-	0	2	0	0	0
2023 totals		13	3	17	15	2	1.0	0.0	0	0	-	0	2	0	0	0

PLAYOFFS

Year	Team	GP	GS	TACKLES				INTERCEPTIONS				FUMBLES				Yds
				Tot	Solo	Asst	Sk	Yds	No	Yds	Lg	TD	PD	FF	FR	
2023	Cle	1	0	1	0	1	0.0	0.0	0	0	-	0	0	0	0	0
2023 totals		1	0	1	0	1	0.0	0.0	0	0	-	0	0	0	0	0

ADDITIONAL STATISTICS: Special teams tackles - 1 in 2023.

MITCHELL'S GAME-BY-GAME STATISTICS

2023, CLEVELAND															
Date	Opp	GP	GS	TACKLES				INTERCEPTIONS				FUMBLES			
				Tot	So	As	Sk	Yd	Int	Yd	Lg	TD	PD	FF	FR
9/10	Cin-W	1		0	0	0	0.0	0.0	0	0	-	0	0	0	0
9/18	at Pit-L	1		1	1	0	0.0	0.0	0	0	-	0	0	0	0
9/24	Ten-W	1		1	0	1	0.0	0.0	0	0	-	0	0	0	0
10/1	Bal-L	1		0	0	0	0.0	0.0	0	0	-	0	0	0	0
10/15	SF-W	1		0	0	0	0.0	0.0	0	0	-	0	0	0	0
10/22	at Ind-W	1		0	0	0	0.0	0.0	0	0	-	0	0	0	0
10/29	at Sea-L	1		2	2	0	0.0	0.0	0	0	-	0	0	0	0
11/5	Ari-W	1	CB	4	3	1	0.0	0.0	0	0	-	0	1	0	0
11/12	at Bal-W						***reserve/injured***								
11/19	Pit-W						***reserve/injured***								
11/26	at Den-L						***reserve/injured***								
12/3	at LAR-L						***reserve/injured***								
12/10	Jax-W	1	CB	2	1	1	0.0	0.0	0	0	-	0	1	0	0
12/17	Chi-W	1		1	1	0	1.0	0.0	0	0	-	0	0	0	0
12/24	at Hou-W	1		1	1	0	0.0	0.0	0	0	-	0	0	0	0
12/28	NYJ-W	1		0	0	0	0.0	0.0	0	0	-	0	0	0	0
1/7	at Cin-L	1	CB	5	5	0	0.0	0.0	0	0	-	0	0	0	0
2023 totals		13	3	17	15	2	1.0	0.0	0	0	-	0	2	0	0
1/13	at Hou-L1	1		1	0	1	0.0	0.0	0	0	-	0	0	0	0

1-AFC Wild Card Round



83 | ZAIRE MITCHELL-PADEN



POSITION TIGHT END | HEIGHT 6-5 | WEIGHT 257 | SCHOOL FLORIDA ATLANTIC
 BORN 8/20/1999 | ACQUIRED FA-'24 | EXPERIENCE 1ST

CAREER TRANSACTIONS

Signed to the Cleveland Browns as an undrafted free agent on May 13, 2022...Waived by the Browns on Aug. 30, 2022...Added to the Browns' practice squad on Aug. 31, 2022...Signed by the Browns to the reserve/future list on Jan. 9, 2023...Waived by the Browns on Aug. 29, 2023...Signed to the Browns' practice squad on Aug. 30, 2023...Elevated to the active roster on Sept. 30, 2023 and reverted back to practice squad on Oct. 2, 2023.

KEY NOTES

- Spent the 2022 and 2023 seasons on the Browns' practice squad.
- Spent the first part of his college career at Division II Notre Dame College, prior to playing at Florida Atlantic in 2021 as a graduate student.
- Played in 12 games at Florida Atlantic, catching nine passes for 85 yards and a touchdown.
- At Notre Dame College, caught 90 passes for 1,206 yards in four seasons. His best year was his junior season, hauling in 53 passes for 573 yards and six touchdowns.

PERSONAL

- Name is pronounced zigh-AIR MITCH-uhl PAY-den.
- Attended Richard Montgomery High School in Rockville, Md., where he also played basketball and ran track.
- Majored in marketing as a graduate student at Florida Atlantic.

MITCHELL-PADEN'S CAREER STATISTICS

Year	Team	GP	GS	RECEIVING				RUSHING					
				No	Yds	Avg	LG	TD	Att	Yds	Avg	Lg	TD
2022	Cle	0	0	0	0	-	-	0	0	0	-	-	0
2023	Cle	0	0	0	0	-	-	0	0	0	-	-	0
2023 totals													

PLAYOFFS

Year	Team	GP	GS	RECEIVING				RUSHING					
				No	Yds	Avg	LG	TD	Att	Yds	Avg	Lg	TD
2023	Cle	0	0	0	0	-	-	0	0	0	-	-	0
2023 totals													

MITCHELL-PADEN'S GAME-BY-GAME STATISTICS

2023, CLEVELAND

Date	Opp	GP	GS	No	Yds	Avg	Lg	TD
9/10	Cin-W			***practice squad***				
9/18	at Pit-L			***practice squad***				
9/24	Ten-W			***practice squad***				
10/1	Bal-L			***inactive***				
10/15	SF-W			***practice squad***				
10/22	at Ind-W			***practice squad***				
10/29	at Sea-L			***practice squad***				
11/5	Ari-W			***practice squad***				
11/12	at Bal-W			***practice squad***				
11/19	Pit-W			***practice squad***				
11/26	at Den-L			***practice squad***				
12/3	at LAR-L			***practice squad***				
12/10	Jax-W			***practice squad***				
12/17	Chi-W			***practice squad***				
12/24	at Hou-W			***practice squad***				
12/28	at NYJ-W			***practice squad***				
1/7	at Cin-L			***practice squad***				
2023 totals				0	0	0	0	0
1/13	at Hou-L1			***practice squad***				

1-AFC Wild Card Round

2022, CLEVELAND

Date	Opp	GP	GS	No	Yds	Avg	Lg	TD
9/11	at Car-W			***practice squad***				
9/18	NYJ-L			***practice squad***				
9/22	Pit-W			***practice squad***				
10/2	at Atl-L			***practice squad***				
10/9	LAC-L			***practice squad***				
10/16	NE-L			***practice squad***				
10/23	at Bal-L			***practice squad***				
10/31	Cin-W			***practice squad***				
11/13	at Mia-L			***practice squad***				
11/20	at Buf-L			***practice squad***				
11/27	TB-W			***practice squad***				
12/4	at Hou-W			***practice squad***				
12/11	at Cin-L			***practice squad***				
12/17	Bal-W			***practice squad***				
12/24	NO-L			***practice squad***				
1/1	at Was-W			***practice squad***				
1/8	at Pit-L			***practice squad***				
2022 totals				0	0	0	0	0



8 | ELIJAH MOORE



POSITION WIDE RECEIVER | HEIGHT 5-10 | WEIGHT 180 | SCHOOL MISSISSIPPI
 BORN 3/27/2000 | ACQUIRED TR. (NYJ)-'23 | EXPERIENCE 4TH

CAREER TRANSACTIONS

Originally drafted by the New York Jets in the second round (34th overall) of the 2021 NFL Draft...Traded to the Cleveland Browns on March 22, 2023.

AWARDS/HONORS

- NFL Pepsi Zero Sugar Rookie of the Week (Week 11, 2021).

KEY NOTES

- Set career-highs for receptions and receiving yards during first season with the Browns in 2023.
- Registered career-high nine receptions vs. Ten. on Sept. 23, 2023.
- Posted 37 receptions for 446 yards and a touchdown in 16 games played in 2022.
- Led the Jets in receiving yards (538) in 2021, the team's first rookie to do so since 1995. Limited to 11 games after missing the final five weeks due to injury. Also led the team with six total touchdowns (five receiving, one rushing), a top-ten rank among all NFL rookies.
- Set career-high with 141 receiving yards against Miami on Nov. 21, 2021. The 141 yards were the fifth-most yards by a Jets rookie in a game since the 1970 merger.
- In just three seasons at Ole Miss, finished with the third most receptions (189), fourth most receiving yards (2,441) and sixth most receiving touchdowns (16) in 32 games.

PERSONAL

- Native of Ft. Lauderdale, Fla. and attended St. Thomas Aquinas High School.

BEYOND FOOTBALL

- Supported Build the Bridge Foundation for underprivileged youth in Northeast Ohio for the NFL's My Cause, My Cleats initiative in 2023.

MOORE'S CAREER STATISTICS

Year	Team	GP	GS	RECEIVING					RUSHING				
				No	Yds	Avg	Lg	TD	Att	Yds	Avg	Lg	TD
2021	NYJ	11	6	43	538	12.5	62t	5	54	10.8	19t	1	
2022	NYJ	16	9	37	446	12.1	42	1	5	1	10	0	
2023	Cle	17	12	59	640	10.8	42	2	9	11	12	19	
NFL totals		44	27	139	1,624	11.7	62t	8	19	70	3.7	19t	

Year	Team	No	Yds	KICKOFF RETURNS			PUNT RETURNS				
				Av	Lg	TD	No	Yds	Avg	Lg	TD
2022	NYJ	1	9	9	9	0	0	0	0	0	0

PLAYOFFS

Year	Team	GP	GS	RECEIVING					RUSHING				
				No	Yds	Avg	Lg	TD	No	Yds	Avg	Lg	TD
2023	Cle	1	1	2	12	6.0	7	0	0	0	-	-	0

ADDITIONAL STATISTICS: 100-yard receiving games - 1, 11/2 vs. Mia., 11/21/21. Multiple-TD games - 1, last at Ind., 11/4/21. Special teams tackles - None. Misc. tackles - None. FUMBLES - 1 (0 lost).

SINGLE-GAME HIGHS & CAREER MILESTONES: Receptions - 9, vs. Mia., 11/21/21. Yards - 141, vs. Mia., 11/21/21. TDs - 2, at Ind., 11/4/21. NFL debut at Car., 9/12/21. First NFL start at Car., 9/12/21. First NFL reception: at Car., 9/12/21 (-3 yard, T. Wilson). RUSHING: Attempts - 2, vs. Cin., 9/10/23. Yards - 19, at NE, 10/24/21 and vs. Cin. 9/10/23.

MOORE'S GAME-BY-GAME STATISTICS


2023, CLEVELAND												
Date	Opp	GP	GS	No	Yds	Avg	Lg	TD				
9/10	Cin-W	1	WR	3	43	14.3	33	0				
9/18	at Pit-L	1		3	36	13.2	16	0				
9/24	Ten-W	1		9	49	5.4	14	0				
10/1	Ba-W	1	WR	2	20	10.0	13	0				
10/05	SF-W	1	WR	4	19	4.8	9	0				
10/22	at Ind-W	1		4	59	14.8	30	0				
10/29	at Sea-L	1	WR	2	30	15.0	21	0				
11/5	At-W	1	WR	2	14	7.0	11	0				
11/12	at Ba-W	1		5	44	8.8	19	1				
11/19	Pit-W	1	WR	6	60	10.0	15	0				
11/26	at Den-L	1	WR	3	44	14.7	26	0				
12/3	at LAR-L	1		4	83	20.8	42	0				
12/10	Jax-W	1	WR	3	42	14.0	20	0				
12/17	Chi-W	1	WR	2	17	8.5	11	0				
12/24	at Hou-W	1	WR	2	19	9.5	18	0				
12/28	NYJ-W	1	WR	5	61	12.2	24	1				
1/7	at Cin-L	1	WR	0	0	-	-	0				
2023 totals		17	12	59	640	10.7	42	2				
1/13	at Hou-L	1	WR	2	12	6.0	7	0				
I-AFC Wild Card Round												

2022, NEW YORK JETS												
Date	Opp	GP	GS	No	Yds	Avg	Lg	TD				
9/11	Ba-L	1	WR	5	49	9.8	24	0				
9/18	at Cle-W	1	WR	3	41	13.7	18	0				
9/25	Cin-L	1	WR	4	49	12.3	18	0				
10/2	at Pit-W	1	WR	3	53	17.7	28	0				
10/9	Mia-W	1	WR	1	11	11.0	11	0				
10/16	at GB-W	1	WR	0	0	-	0	0				
10/23	at Den-W			***inactive***								
10/30	NE-L	1		0	0	-	0	0				
11/6	Bu-F-W	1		0	0	-	0	0				
11/20	at NE-L	1		2	17	8.5	13	0				
11/27	Chi-W	1		2	64	32	42	1				
12/4	at Min-L	1	WR	2	7	3.5	4	0				
12/11	at Bu-L	1		6	60	10.0	24	0				
12/18	Det-L	1		4	51	12.8	21	0				
12/22	Jax-L	1	WR	2	15	7.5	8	0				
1/1	at Sea-L	1		2	18	9.0	15	0				
1/8	at Mia-L	1	WR	1	11	11.0	15	0				
2022 totals		16	9	37	446	12.1	42	1				

2021, NEW YORK JETS												
Date	Opp	GP	GS	No	Yds	Avg	Lg	TD				
9/12	at Car-L	1	WR	1	-3	-3.0	-3	0				
9/19	NE-L	1	WR	4	47	11.8	27	0				
9/26	at Den-L	1	WR	3	22	7.3	14	0				
10/3	Ten-W			***INACTIVE***								
10/10	at Atl-L	1		0	0	-	0	0				
10/24	at NE-L	1		1	13	13.0	13	0				
10/31	Dim-W	1		6	67	11.2	24	0				
11/4	at Ind-L	1		7	84	12.0	26	2				
11/14	Bu-L	1		3	44	14.7	25	1				
11/21	Mia-L	1	WR	8	141	17.6	62t	1				
11/28	at HOU-W	1	WR	4	46	11.5	22	0				
12/5	Phi-L	1	WR	6	77	12.8	29	1				
12/12	NO-L			***reserve/injured-quad***								
12/19	at Mia-L			***reserve/injured-quad***								
12/26	Jax-W			***reserve/injured-quad***								
1/2	TB-L			***reserve/injured-quad***								
1/9	at Bu-L			***reserve/injured-quad***								
2021 totals		11	6	43	538	12.5	62t	5				



O | GREG NEWSOME II



POSITION CORNERBACK | HEIGHT 6-0 | WEIGHT 192 | SCHOOL NORTHWESTERN
BORN 5/18/2000 | ACQUIRED 01-'21 | EXPERIENCE 4TH

CAREER TRANSACTIONS

Originally drafted by the Cleveland Browns in the first round (26th overall) of the 2021 NFL Draft.

AWARDS/HONORS

- Named to PFWA's 2021 NFL All-Rookie team.
- 2021 Browns Maurice Bassett Award winner for standout training camp performance by a rookie.

KEY NOTES

- Tied for team lead with career-high 14 passes defended in 2023.
- Helped Browns defense lead the NFL in total yards allowed and passing yards allowed in 2023.
- Recorded first career interception and returned it 34 yards for a touchdown at Baltimore on Nov. 12, 2023, while adding half a sack.
- Started 15 games in 2022, compiling 42 tackles, half-sack and six passes defended.
- Finished second on the team with nine passes defended as a rookie in 2021.
- Played in 21 games at Northwestern from 2018-20, collecting 71 tackles, 25 pass breakups, one interception and one fumble recovery. Earned All-America status and first team All-Big Ten honors.

PERSONAL

- Native of Chicago, Ill. and attended IMG Academy (Bradenton, Fla.), after playing his sophomore and junior seasons at Glenbard North High School (Carol Stream, Ill.).
- Also lettered three times in basketball.
- Has three older sisters who all participated in gymnastics growing up. Sister, Zakiya, played college basketball at Division III North Park University.

BEYOND FOOTBALL

- Wore a jacket during the draft with phrases sewn across the sleeves and on the back: "Women Can Ball Too," "Black Lives Matter," "Say Their Names" and "Stop Asian Hate."
- Attended a gathering and walks in Evanston following the murder of George Floyd.
- Started advocating for women's sports in college after seeing the massive difference in attendance and overall attention women's teams received in college. Attended as many women's basketball games, home

and away, as he could, and also frequently attended women's soccer and lacrosse games.

- Supported Play Like a Girl! For My Cause, My Cleats in 2022. Play Like a Girl! leverages the transferable skills middle school girls gain from sport to give them a competitive edge in the classroom and, ultimately, propel them into competitive, male-dominated careers in STEM as young women.
- Supported "Build the Bridge" during My Cause, My Cleats in 2021. The Cleveland Browns partnered with the African-American Football Coaches Association to support "Build the Bridge," designed to empower, develop and unify high school football teams through meaningful interactions between programs of different racial and/or socio-economic demographics in Northeast Ohio.

NEWSOME II'S CAREER STATISTICS

Year	Team	GP	TACKLES					INTERCEPTIONS					FUMBLES				
			GS	Tot	Solo	Asst	Sk	Yds	No	Yds	Lg	TD	PD	FF	FR	Yds	
2021	Cle	12	11	37	33	4	0.0	0.0	0	0	-	0	9	0	0	0	
2022	Cle	15	15	42	31	11	0.5	3.0	0	0	-	0	6	0	0	0	
2023	Cle	14	13	49	34	15	0.5	2.5	2	34	34t	1	14	0	0	0	
NFL totals		41	39	128	98	30	1.0	5.5	2	34	34t	1	29	0	0	0	

Year	Team	GP	TACKLES					INTERCEPTIONS					FUMBLES				
			GS	Tot	Solo	Asst	Sk	Yds	No	Yds	Lg	TD	PD	FF	FR	Yds	
2023	Cle	1	0	4	4	0	0.0	0.0	0	0	-	0	1	0	0	0	
NFL totals		1	0	4	4	0	10.0	0.0	0	0	-	0	1	0	0	0	

ADDITIONAL STATISTICS: Interceptions - Lamar Jackson (1), Trevor Lawrence (1). Sacks - Tua Tagovailoa (0.5).

SINGLE-GAME HIGHS & CAREER MILESTONES: TACKLES: Total - 8, at Pit., 1/3/22. Solo - 7, at Pit., 1/3/22. INTERCEPTIONS: 1, at Bal., 11/12/23, vs. Jax 12/10/23. Yards - 34, at Bal., 11/12/23. Long - 34, at Bal., 11/12/23. TDs - 1, at Bal., 11/12/23. Passes defended - 4, vs. Jax, 12/10/23. Sacks - 0.5, at Mia., 11/13/22. FUMBLES: Forced - None. Recovered - None. NFL Debut - at KC, 9/12/21. First NFL start - at KC, 9/12/21.

NEWSOME II'S GAME-BY-GAME STATISTICS

2023, CLEVELAND		Opp	GP	TACKLES					INTERCEPTIONS					FUMBLES				
Date				GS	Tot	So	As	Sk	Yd	Int	Yd	Lg	TD	PD	FF	FR		
9/10		Cin-W	1	CB	5	1	4	0.0	0.0	0	0	-	0	1	0	0		
9/18	at	Pit-L	1	CB	3	3	0	0.0	0.0	0	0	-	0	0	0	0		
9/24		Ten-W						***inactive***										
10/1		Bal-L	1	CB	4	3	1	0.0	0.0	0	0	-	0	1	0	0		
10/15		SF-W	1	CB	4	3	1	0.0	0.0	0	0	-	0	0	0	0		
10/22	at	Ind-W	1	CB	3	2	1	0.0	0.0	0	0	-	0	0	0	0		
10/29	at	Sea-L	1	CB	1	1	0	0.0	0.0	0	0	-	0	1	0	0		
11/5		Ari-W						***inactive***										
11/12	at	Bal-W	1		2	1	1	0.5	2.5	1	34	34t	1	1	0	0		
11/19		Pit-W	1	CB	3	2	1	0.0	0.0	0	0	-	0	0	0	0		
11/26	at	Den-L	1	CB	7	5	2	0.0	0.0	0	0	-	0	1	0	0		
12/3		LAR-L	1	CB	3	2	1	0.0	0.0	0	0	-	0	0	0	0		
12/10		Jax-W	1	CB	5	5	0	0.0	0.0	1	0	0	0	4	0	0		
12/17		Chi-W	1	CB	4	4	0	0.0	0.0	0	0	-	0	2	0	0		
12/24	at	Hou-W	1	CB	2	1	1	0.0	0.0	0	0	-	0	1	0	0		
12/28		NYJ-W	1	CB	3	1	2	0.0	0.0	0	0	-	0	2	0	0		
1/7	at	Cin-L						***inactive***										
2023 totals			14	13	49	34	15	0.5	2.5	2	34	34t	1	14	0	0		
1/13	at	Hou-L1	1		4		0	0.0	0.0	0	0	-	0	1	0	0		

1-AFC Wild Card Round

COMMUNITY

2022, CLEVELAND

Date	Opp	GP	TACKLES					INTERCEPTIONS					FUMBLES				
			GS	Tot	So	As	Sk	Yd	Int	Yd	Lg	TD	PD	FF	FR		
9/11 at	Car-W	1	CB	2	1	1	0.0	0.0	0	0	-	0	0	0	0		
9/18	NYJ-L	1	CB	5	4	1	0.0	0.0	0	0	-	0	0	0			
9/22	Pit-W	1	CB	1	1	0	0.0	0.0	0	0	-	0	0	0			
10/2 at	Atl-L	1	CB	2	2	0	0.0	0.0	0	0	-	0	0	0			
10/9	LAC-L	1	CB	3	2	1	0.0	0.0	0	0	-	0	1	0			
10/16	NE-L	1	CB	4	3	1	0.0	0.0	0	0	-	0	0	0			
10/23 at	Bal-L	1	CB	1	1	0	0.0	0.0	0	0	-	0	0	0			
10/31	Cin-W	1	CB	3	3	0	0.0	0.0	0	0	-	0	0	0			
11/13 at	Mia-L	1	CB	3	2	1	0.5	3.0	0	0	-	0	0	0			
11/20 at	Buf-L						***inactive - concussion***										
11/27	TB-W						***inactive - concussion***										
12/4 at	Hou-W	1	CB	4	4	0	0.0	0.0	0	0	-	0	1	0			
12/11 at	Cin-L	1	CB	6	3	3	0.0	0.0	0	0	-	0	0	0			
12/18	Bal-W	1	CB	3	2	1	0.0	0.0	0	0	-	0	1	0			
12/24	NO-L	1	CB	0	0	0	0.0	0.0	0	0	-	0	1	0			
1/1 at	Was-W	1	CB	3	2	1	0.0	0.0	0	0	-	0	0	0			
1/8 at	Pit-L	1	CB	2	1	1	0.0	0.0	0	0	-	0	2	0			
2022 totals				15	15	42	31	11	0.5	3.0	0	0	-	0	6	0	0

2021, CLEVELAND

Date	Opp	GP	TACKLES					INTERCEPTIONS					FUMBLES				
			GS	Tot	So	As	Sk	Yd	Int	Yd	Lg	TD	PD	FF	FR		
9/12 at	KC-L	1	CB	1	1	0	0.0	0.0	0	0	-	0	0	0			
9/19	Hou-W	1	CB	3	1	2	0.0	0.0	0	0	-	0	1	0			
9/26	Chi-W	1	CB	3	3	0	0.0	0.0	0	0	-	0	1	0			
10/3 at	Min-W						***inactive - calf***										
10/10 at	LAC						***inactive - calf***										
10/17	Ari-L	1		1	1	0	0.0	0.0	0	0	-	0	0	0			
10/21	Den-W	1	CB	3	3	0	0.0	0.0	0	0	-	0	1	0			
10/31	Pit-L	1	CB	3	3	0	0.0	0.0	0	0	-	0	1	0			
11/7 at	Cin-W	1	CB	5	5	0	0.0	0.0	0	0	-	0	3	0			
11/14 at	NE-L	1	CB	3	3	0	0.0	0.0	0	0	-	0	0	0			
11/21	Det-W	1	CB	1	1	0	0.0	0.0	0	0	-	0	0	0			
11/28 at	Bal-L	1	CB	3	3	0	0.0	0.0	0	0	-	0	0	0			
12/12	Bal						***inactive - concussion***										
12/20	LV-L						***inactive - concussion***										
12/25 at	GB-L						***reserve/COVID-19***										
1/3 at	Pit-L	1	CB	8	7	1	0.0	0.0	0	0	-	0	2	0			
1/9	Cin-W	1	CB	3	2	1	0.0	0.0	0	0	-	0	0	0			
2021 totals				12	11	37	33	4	0.0	0.0	0	0	-	0	9	0	0

STAFF

PLAYERS

2023 SEASON

HISTORY

RECORDS

GAME DAY

GARFIELD HEIGHTS CITY SCHOOLS FIELD PROJECT

On March 15, 2024, Garfield Heights City Schools broke ground on a high-quality synthetic turf field donated by the Cleveland Browns and the Haslam and Johnson families. As part of the Browns commitment to education as well as youth and high school football, the organization will install ForeverLawn high-quality synthetic turf in association with Ohio Cat at the high school this spring. The Garfield Heights City Schools marks the 15th field surface provided to Ohio schools and communities by the Browns, courtesy of the Haslam and Johnson families.





85 | DAVID NJOKU



POSITION TIGHT END | HEIGHT 6-4 | WEIGHT 246 | SCHOOL MIAMI (FLA.)
BORN 7/10/1996 | ACQUIRED DIC-'17 | EXPERIENCE 8TH



CAREER TRANSACTIONS

Selected by the Cleveland Browns in the first round (29th overall) of the 2017 NFL Draft.

AWARDS/HONORS

- 2023 Pro Bowl selection.

KEY NOTES

- Among all Browns TEs, ranks second in career touchdowns (25) and third in receiving yards (3,130) and receptions (281).
- Set career highs for receptions (81), receiving yards (882) and receiving touchdowns (six) in 2023. Ranked among the leaders for all NFL tight ends in receiving touchdowns (second), receptions (tied for fifth) and receiving yards (sixth).
- Registered first career multiple-touchdown game with two touchdown receptions vs. Jacksonville on Dec. 10, 2023.
- Recorded second career 100-yard game after hauling in a career-high 10 receptions for 104 yards and a touchdown vs. Chicago on Dec. 17, 2023.
- Helped the Browns compile 2,490 rushing yards in 2022, the third-highest total in team history and most since 1963 (2,639).
- Led the Browns in receiving touchdowns in 2021.
- Along with TEs Harrison Bryant and Austin Hooper, helped the Browns be the only team in 2021 to have three TEs with at least three TDs.
- Recorded a career-high 149 receiving yards, including a career-long 71-yard touchdown at the Chargers on Oct. 10, 2021. The 71-yard touchdown catch was the longest by an NFL TE since 2019.
- Tied for second on team with four receiving touchdowns in 2018.
- Scored first career touchdown on 23-yard pass from Kevin Hogan at Baltimore on Sept. 17, 2017.
- Also competed in indoor and outdoor track for the Hurricanes from 2015-16.

PERSONAL

- Last name pronounced nuh-JOE-ko.
- Native of Cedar Grove, N.J. and attended Cedar Grove High School.

- High school national champion in the high jump during his senior year, setting a career-best height of 7 feet, 1 inch.
- Family moved to the United States from Nigeria where his father was a chief, who then bestowed upon him the title Chief David Njoku. Received his chieftaincy title in Nigeria's Igboland back in March 2022.
- One of nine siblings (four boys and five girls).

BEYOND FOOTBALL

- Donates thousands of dollars annually to supply food, water and essentials during his visits to Nigeria as part an effort to give back to where his family hails from.
- Launched the David Njoku Foundation 2020. The foundation serves to impact the community in providing guidance, food supply and youth empowerment. Njoku represented the foundation during My Cause, My Cleats in 2022.
- One of the most active Browns in the community, volunteering for numerous youth football camps, school visits, military appreciation events, hospital visits and the American Burn Association following his accident in October 2023.

NJOKU'S CAREER STATISTICS

Year	Team	GP	GS	RECEIVING				LG	TD	Att	RUSHING			
				No	Yds	Avg	LG				Yds	Avg	Lg	TD
2017	Cle	16	5	32	386	12.1	34	4	1	1	1.0	1	0	
2018	Cle	16	14	56	638	11.4	66	4	0	0	-	-	0	
2019	Cle	4	1	5	41	8.2	18	1	0	0	-	-	0	
2020	Cle	13	5	19	213	11.2	28	2	0	0	-	-	0	
2021	Cle	16	11	36	475	13.2	71t	4	1	1	1.0	1	0	
2022	Cle	14	14	58	628	10.8	38	4	2	-8	-4.0	-2	0	
2023	Cle	16	16	81	882	10.9	43	6	0	0	-	-	0	
NFL totals		95	66	267	3,264	11.4	71t	25	4	-8	-1.5	1	0	

PLAYOFFS

Year	Team	GP	GS	RECEIVING				LG	TD	Att	RUSHING			
				No	Yds	Avg	LG				Yds	Avg	Lg	TD
2020	Cle	2	1	5	66	13.2	27	0	0	0	-	-	0	
2023	Cle	1	1	7	93	13.3	45	0	0	0	-	-	0	
NFL totals		3	2	12	159	13.3	45	0	0	0	-	-	0	

ADDITIONAL STATISTICS: 100-yd games: 3 (149 yards, at LAC, 10/10/21; 104, vs. Chi., 12/17/23; 134, vs. NYJ, 12/28/23); Multiple-TD games - 1, vs. Jax., 12/17/23. Special teams tackles - None. Misc. tackles - 1, vs. Bal., 12/17/17. FUMBLES - 1 (1 lost) in 2022.

CAREER MILESTONES: RECEIVING: Receptions - 10, vs. Chi., 12/17/23. Yards - 149, at LAC, 10/10/21. TDs - 2, vs. Jax 12/10/23. Long - 66, at Cin., 12/23/18. NFL debut: vs. Pit., 9/10/17. First NFL start: vs. Pit., 9/10/17. First NFL reception: vs. Pit., 9/10/17 (13 yards, D. Kizer). First NFL TD: at Bal., 9/17/17 (23 yards, K. Hogan).

NJOKU'S GAME-BY-GAME STATISTICS

2023, CLEVELAND

Date	Opp	GP	GS	No	Yds	Avg	Lg	TD
9/10	Cin-W	1	TE	2	24	12.0	15	0
9/18	at Pit-L	1	TE	4	48	12.0	29	0
9/24	Ten-W	1	TE	4	20	5.0	7	0
10/1	Bal-L	1	TE	6	46	7.7	15	0
10/15	SF-W	1	TE	3	24	8.0	10	0
10/22	at Ind-W	1	TE	5	54	10.8	26	0
10/29	at Sea-L	1	TE	4	77	19.3	41	1
11/5	Ari-W	1	TE	4	26	6.5	15	1
11/12	at Bal-W	1	TE	6	58	9.7	23	0
11/19	Pit-W	1	TE	7	56	8.0	18	0
11/26	at Den-L	1	TE	6	59	9.8	17	0
12/3	at LAR-L	1	TE	2	17	8.5	9	0
12/10	Jax-W	1	TE	6	91	15.2	34t	2
12/17	Chi-W	1	TE	10	104	10.4	34	1
12/24	at Hou-W	1	TE	6	44	7.3	21t	1
12/28	NYJ-W	1	TE	6	134	22.3	43	0
1/7	at Cin-L			***DNP**				
2023 totals		16	16	81	882	10.9	43	6
1/13	at Hou-L	1	TE	7	93	13.3	45	0

1-AFC Wild Card Round

2022, CLEVELAND

Date	Opp	GP	GS	No	Yds	Avg	Lg	TD
9/11	at Car-W	1	TE	1	7	7.0	7	0
9/18	NYJ-L	1	TE	3	32	10.7	15	0
9/22	Pit-W	1	TE	9	89	9.9	19	1
10/2	at Atl-L	1	TE	5	73	14.6	25	0
10/9	LAC-L	1	TE	6	88	14.7	38	0
10/16	NE-L	1	TE	3	58	19.3	33	0
10/23	at Bal-L	1	TE	7	71	10.1	22	0
10/31	Cin-W			***inactive - ankle***				
11/3	at Mia-L			***inactive - ankle***				
11/20	at Buf-L	1	TE	2	17	8.5	21	0
11/27	TB-W	1	TE	5	29	5.8	12t	1
12/4	at Hou-W			***inactive - knee***				
12/11	at Cin-L	1	TE	7	59	8.4	14	1
12/17	Bal-W	1	TE	3	28	9.3	13	0
12/24	NO-L	1	TE	2	14	7.0	8	0
1/1	at Was-W	1	TE	1	21	21.0	21	0
1/8	at Pit-L	1	TE	4	42	10.5	18	1
2022 totals		14	14	58	628	10.8	38	4

2021, CLEVELAND

Date	Opp	GP	GS	No	Yds	Avg	Lg	TD
9/12	at KC-L	1		3	76	25.3	43	0
9/19	Hou-W	1	TE	2	18	9.0	11	0
9/26	Chi-W	1	TE	0	0	-	-	0
10/3	at Min-W	1	TE	2	17	8.5	9	0
10/10	at LAC-L	1	TE	7	149	21.3	71t	1
10/17	Ari-L	1	TE	1	6	6.0	6	0
10/21	Den-W	1		2	18	9.0	12	0
10/31	Pit-L	1		3	39	13.0	24	0
11/7	at Cin-W	1	TE	1	18	18.0	18t	1
11/14	at NE-L	1	TE	1	11	11.0	11	0
11/21	Det-W	1	TE	2	20	10.0	21	0
11/28	at Bal-L	1	TE	3	35	11.7	20t	1
12/12	Bal-W			***reserve/COVID-19***				
12/20	LV-L	1	TE	3	29	9.7	13	0
12/25	at GB-L	1		0	0	-	-	0
1/3	at Pit-L	1	TE	4	28	7.0	9	1
1/9	Cin-W	1		2	11	5.5	6	0
2021 totals		16	11	36	476	13.2	71t	4

2020, CLEVELAND

Date	Opp	GP	GS	No	Yds	Avg	Lg	TD
9/13	at Bal-L	1		3	50	16.7	28	1
9/17	Cin-W			***injured reserve - knee***				
9/27	Was-W			***injured reserve - knee***				
10/4	at Bal-W			***injured reserve - knee***				
10/11	Ind-W	1		1	6	6.0	6	0
10/18	at Pit-L	1		1	7	7.0	7	0
10/25	at Cin-W	1	TE	2	20	10.0	16t	1
11/1	LV-L	1	TE	1	19	19.0	19	0
11/15	Hou-W	1		0	0	-	-	0
11/22	Phi-W	1	TE	0	0	-	-	0
11/29	at Jax-W	1		0	0	-	-	0
12/6	at Ten-W	1		1	5	5.0	5	0
12/14	Bal-L	1	TE	3	45	15.0	20	0
12/20	at NYG-W	1		1	22	22.0	22	0
12/27	at NYJ-L	1		4	26	6.5	11	0
1/3	Pit-W	1	TE	2	13	6.5	14	0
2020 totals		13	5	19	213	11.2	28	2
1/10	at Pit-W	1	TE	1	7	7.0	7	0
1/17	at KC-L	1		4	59	14.8	27	0

1-AFC Wild Card Round

2-AFC Divisional Round

2019, CLEVELAND

Date	Opp	GP	GS	No	Yds	Avg	Lg	TD
9/8	Ten-L	1	TE	4	37	9.3	18	1
9/16	at NYJ-W	1		0	0	-	-	0
9/22	LAR-L			***injured reserve - wrist***				
9/29	at Bal-W			***injured reserve - wrist***				
10/7	at SF-L			***injured reserve - wrist***				
10/13	Sea-L			***injured reserve - wrist***				
10/27	at NE-L			***injured reserve - wrist***				
11/3	at Den-L			***injured reserve - wrist***				
11/10	Buf-W			***injured reserve - wrist***				
11/14	Pit-W			***injured reserve - wrist***				
11/24	Mia-W			***injured reserve - wrist***				
12/1	at Pit-L			***injured reserve - wrist***				
12/8	Cin-W	1		1	4	4.0	4	0
12/15	at Ari-L			***inactive - coach's decision***				
12/22	Bal-L			***inactive - coach's decision***				
12/29	at Cin-L	1		0	0	-	-	0
2019 totals		4	1	5	41	8.2	18	1

2018, CLEVELAND

Date	Opp	GP	GS	No	Yds	Avg	Lg	TD
9/9	Pit-T	1	TE	3	13	4.3	8	0
9/16	at NO-L	1	TE	4	20	5.0	8	0
9/20	NYJ-W	1	TE	2	36	18.0	19	0
9/30	at Oak-L	1	TE	5	52	10.4	14	0
10/7	Bal-W	1		6	69	11.5	24	0
10/14	LAC-L	1	TE	7	55	7.9	22	1
10/21	at TB-L	1	TE	4	52	13.0	23	1
10/28	at Pit-L	1	TE	0	0	-	-	0
11/4	KC-L	1	TE	4	53	13.3	19	0
11/11	at Atl-W	1		1	18	18.0	18	0
11/25	at Cin-W	1	TE	5	63	12.6	24	1
12/2	at Hou-L	1	TE	3	8	2.7	9	0
12/9	Car-W	1	TE	3	35	11.7	28	0
12/15	at Den-W	1	TE	3	30	10.0	20	0
12/23	Cin-W	1	TE	3	73	24.3	66	1
12/30	at Bal-L	1	TE	3	62	20.7	42	0
2018 totals		16	14	56	639	11.4	66	4

2017, CLEVELAND

Date	Opp	GP	GS	No	Yds	Avg	Lg	TD
9/10	Pit-L	1	TE	2	20	10.0	13	0
9/17	at Bal-L	1		3	27	9.0	23t	1
9/24	at Ind-L	1		2	12	6.0	11	1
10/1	Cin-L	1		2	11	5.5	8	0
10/8	NYJ-L	1		3	48	16.0	21t	1
10/15	at Hou-L	1		2	0	0.0	3	0
10/22	Ten-L	1		2	58	29.0	31	0
10/29	Min-L	1	TE	2	19	9.5	11	0
11/2	at Det-L	1		1	3	3.0	3	0
11/19	Jax-L	1		1	13	13.0	13	0
11/26	at Cin-L	1		4	47	11.8	27	0
12/3	at LAC-L	1		4	74	18.5	33	1
12/10	GB-L	1		1	3	3.0	3	0
12/17	Bal-L	1	TE	0	0	-	-	0
12/24	at Chi-L	1	TE	1	13	13.0	13	0
12/31	at Pit-L	1	TE	2	38	19.0	34	0
2017 totals		16	5	32	386	12.1	34	4



54 | OGBO OKORONKWO



POSITION DEFENSIVE END | HEIGHT 6-2 | WEIGHT 250 | SCHOOL OKLAHOMA
BORN 4/24/1995 | ACQUIRED UFA(HOU.)-'23 | EXPERIENCE 7TH



CAREER TRANSACTIONS

Originally drafted by the Los Angeles Rams in the fifth round (160th overall) of the 2018 NFL Draft...Signed by the Houston Texans as an unrestricted free agent on March 23, 2022...Signed by the Cleveland Browns as an unrestricted free agent on March 15, 2023.

KEY NOTES

- Played in 64 career games (eight starts) and posted 106 tackles, 14.0 sacks, four pass breakups and three forced fumbles.
- Appeared in 14 games in 2023, helping the Browns defense lead the NFL in total yards allowed and passing yards allowed. Recorded 31 tackles, 4.5 sacks and one fumble recovery.
- Posted the first multi-sack game of his career and a career-best three tackles for loss at Tennessee on Dec. 24, 2022.
- Contributed three tackles (two solo) in the 2021 postseason en route to his first Super Bowl championship (LVI), including one quarterback hit and one pass defended in the Divisional Round at Tampa Bay.
- Played four seasons (2014-17) at the University of Oklahoma, recording 21 sacks to rank second in Oklahoma history by a linebacker and tied for seventh overall.

PERSONAL

- Name pronounced OH-bow oh-kor-ROK-KWOOD.
- Native of Houston, Texas and attended Alief Taylor High School.

BEYOND FOOTBALL

- Supported Easterseals, a non-profit that works to empower people with disabilities, in 2023 for the NFL's My Cause, My Cleats campaign.

OKORONKWO'S CAREER STATISTICS

Year	Team	GP	GS	TACKLES				INTERCEPTIONS				FUMBLES					
				Tot	Solo	Asst	Sk	Yds	No	Yds	Lg	TD	PD	FF	FR	Yds	
2018	LAR	0	0	0	0	0	0.0	0.0	0	0	-	0	0	0	0	0	0
2019	LAR	10	0	6	3	3	1.5	8.0	0	0	-	0	0	0	0	0	0
2020	LAR	10	0	10	6	4	1.0	7.0	0	0	-	0	1	0	0	0	0
2021	LAR	13	0	15	9	6	2.0	18.0	0	0	-	0	0	2	0	0	0
2022	Hou	17	8	44	32	12	5.0	27.0	0	0	-	0	2	1	0	0	0
2023	Cle	14	0	31	22	9	4.5	24.0	0	0	-	0	1	0	1	0	0
NFL totals		64	8	106	72	34	14.0	84.0	0	0	-	0	4	3	1	0	0

PLAYOFFS

Year	Team	GP	GS	TACKLES				INTERCEPTIONS				FUMBLES					
				Tot	Solo	Asst	Sk	Yds	No	Yds	Lg	TD	PD	FF	FR	Yds	
2018	LAR	0	0	0	0	0	0.0	0.0	0	0	-	0	0	0	0	0	0
2020	LAR	2	0	1	1	0	0.0	0.0	0	0	-	0	0	2	0	0	0
2021	LAR	4	0	5	2	1	0.0	0.0	0	0	-	0	1	0	0	0	0
2023	Cle	1	0	0	0	0	0.0	0.0	0	0	-	0	0	0	0	0	0
NFL totals		7	0	6	3	1	0.0	0.0	0	0	-	0	1	2	0	0	0

ADDITIONAL STATISTICS: Interceptions - None. Sacks - Daniel Jones (2.0), Andy Dalton (1.5), Ryan Tannehill (1.0), Joe Burrow (1.0), Deshaun Watson (1.0), Kenny Pickett (1.0), Dak Prescott (1.0), Trevor Lawrence (1.0), Davis Mills (0.5). Special teams tackles: 8 in 2021; 5 in 2022; NFL totals: 13.

SINGLE-GAME HIGHS & CAREER MILESTONES: TACKLES - 7, at NYG, 11/13/22, vs. Was., 11/20/22. Solo - 4, at LAC, 10/10/21. INTERCEPTIONS: None. TDs: None. Sacks: 2, at Ten, 12/24/22. FUMBLES: Forced - 1, last at Dal., 12/11/22. Recovered - None. NFL debut: vs. SF, 10/13/19. First NFL start: vs. Was., 11/20/22. First NFL interception: N/A. Last NFL interception: N/A.

OKORONKWO'S GAME-BY-GAME STATISTICS

Date	Opp	GP	GS	TACKLES				INTERCEPTIONS				FUMBLES					
				Tot	So	As	Sk	Yd	Int	Yd	Lg	TD	PD	FF	FR		
9/10	Cin-W	1		3	2	1	1.0	2.0	0	0	-	0	0	0	0	0	0
9/18	at Pit-L	1		3	1	2	0.0	0.0	0	0	-	0	0	0	0	0	0
9/24	Ten-W	1		2	1	1	0.5	4.0	0	0	-	0	0	0	0	0	0
10/1	Bal-L	1		2	2	0	1.0	7.0	0	0	-	0	0	0	0	0	0
10/15	SF-W	1		1	1	0	0.0	0.0	0	0	-	0	0	0	0	0	0
10/22	at Ind-W	1		4	3	1	0.0	0.0	0	0	-	0	0	0	0	0	1
10/29	at Sea-L	1		0	0	0	0.0	0.0	0	0	-	0	0	0	0	0	0
11/5	Ari-W	1		2	1	1	0.0	0.0	0	0	-	0	0	0	0	0	0
11/12	at Bal-W	1		2	1	1	0.0	0.0	0	0	-	0	0	1	0	0	0
11/19	Pit-W	1		5	4	1	1.0	11.0	0	0	-	0	0	0	0	0	0
11/26	at Den-L	1		2	2	0	0.0	0.0	0	0	-	0	0	0	0	0	0
12/3	at LAR-L	1		3	2	1	0.0	0.0	0	0	-	0	0	0	0	0	0
12/10	Jax-W	1		2	2	0	1.0	0.0	0	0	-	0	0	0	0	0	0
12/17	Chi-W									***inactive***							
12/24	at Hou-W									***inactive***							
12/28	NYJ-W									***inactive***							
1/7	at Cin-L	1		0	0	0	0.0	0.0	0	0	-	0	0	0	0	0	0
2023 totals		14	0	31	22	9	4.5	24.0	0	0	-	0	1	0	1	0	0
1/13	at Hou-L1	1		0	0	0	0.0	0.0	0	0	-	0	0	0	0	0	0
1-AFC Wild Card Round																	

2022, HOUSTON

Date	Opp	GP	GS	TACKLES				INTERCEPTIONS				FUMBLES					
				Tot	So	As	Sk	Yd	Int	Yd	Lg	TD	PD	FF	FR		
9/11	Ind-T	1		1	1	0	0	0	0	0	0	0	0	0	0	0	0
9/18	at Den-L	1		3	2	1	0	0	0	0	0	0	0	0	0	0	0
9/25	at Chi-L	1		2	1	1	0	0	0	0	0	0	0	0	0	0	0
10/2	LAC-L	1		1	1	0	0	0	0	0	0	0	0	0	0	0	0
10/9	at Jax-W	1		1	1	0	0	0	0	0	0	0	0	0	0	0	0
10/23	at LV-L	1		0	0	0	0	0	0	0	0	0	0	0	0	0	0
10/30	Ten-L	1		3	1	2	0	0	0	0	0	0	0	0	0	0	0
11/3	Phi-L	1		1	1	0	0	0	0	0	0	0	0	0	0	0	0
11/13	at NYG-L	1		7	6	1	0	0	0	0	0	0	0	0	0	0	0
11/20	Was-L	1	DE	7	2	5	0	0	0	0	0	0	0	0	0	0	0
11/27	at Mia-L	1	DE	0	0	0	0	0	0	0	0	0	0	0	0	0	0
12/4	Cle-L	1	DE	4	3	1	1	1	0	0	0	0	0	0	0	0	0
12/11	at Dal-L	1	DE	3	2	1	1	7	0	0	0	0	0	1	1	0	0
12/18	KC-L	1	DE	1	1	0	0	0	0	0	0	0	0	0	0	0	0
12/24	at Ten-W	1	DE	5	5	0	2	11	0	0	0	0	0	0	0	0	0
1/1	Jax-L	1	DE	4	4	0	1	8	0	0	0	0	0	0	0	0	0
1/8	at Ind-W	1	DE	1	1	0	0	0	0	0	0	0	0	0	1	0	0
2022 totals		17	8	44	32	12	5	27	0	0	0	0	2	1	0	0	0

2021, LOS ANGELES RAMS

Date	Opp	GP	TACKLES				INTERCEPTIONS				FUMBLES			FR		
			GS	Tot	So	As	Sk	Yd	Int	Yd	Lg	TD	PD		FF	
9/12	Chi-W				***injured reserve***											
9/19	at Ind-W				***injured reserve***											
9/26	TB-W				***injured reserve***											
10/3	Ari-L	1	1	1	0	0	0	0	0	0	0	0	0	0	0	0
10/7	at Sea-W	1	1	1	0	0	0	0	0	0	0	0	0	0	0	0
10/17	at NYG-W	1	1	1	0	1	14	0	0	0	0	0	0	1	0	0
10/24	Det-W	1	1	1	0	0	0	0	0	0	0	0	0	0	0	0
10/31	at Hou-W	1	3	1	2	0.5	1.5	0	0	0	0	0	0	0	0	0
11/7	Ten-L	1	2	1	1	0.5	2.5	0	0	0	0	0	0	0	0	0
11/15	at SF-L	1	2	0	2	0	0	0	0	0	0	0	0	0	0	0
11/28	at GB-L	1	3	2	1	0	0	0	0	0	0	0	1	0	0	0
12/5	Jax-W	1	1	1	0	0	0	0	0	0	0	0	0	0	0	0
12/13	at Ari-W	1	0	0	0	0	0	0	0	0	0	0	0	0	0	0
12/21	Sea-W				***reserve-COVID19***											
12/26	at Min-W	1	0	0	0	0	0	0	0	0	0	0	0	0	0	0
1/2	at Bal-W	1	0	0	0	0	0	0	0	0	0	0	0	0	0	0
1/9	SF-L	1	0	0	0	0	0	0	0	0	0	0	0	0	0	0
2021 totals		13	0	15	9	6	2	18	0	0	0	0	2	0	0	0
1/17	Ari-W1	1	0	0	0	0	0	0	0	0	0	0	0	0	0	0
1/23	at TB-W2	1	2	1	0	0	0	0	0	0	1	0	0	0	0	0
1/30	SF-W3	1	2	0	1	0	0	0	0	0	0	0	0	0	0	0
2/13	at Cin-W4	1	1	1	0	0	0	0	0	0	0	0	0	0	0	0

- 1- NFC Wild Card Round
- 2- NFC Divisional Round
- 3- NFC Championship
- 4- Super Bowl

2020, LOS ANGELES RAMS

Date	Opp	GP	TACKLES				INTERCEPTIONS				FUMBLES			FR		
			GS	Tot	So	As	Sk	Yd	Int	Yd	Lg	TD	PD		FF	
9/13	Dal-W	1	0	1	1	0	0	0	0	0	0	0	0	0	0	0
9/20	at Phi-W	1	0	3	1	2	0	0	0	0	0	0	0	0	0	0
9/27	at Buf-W	1	0	2	1	0	0	0	0	0	0	0	0	0	0	0
10/4	NYG-W	1	0	2	2	0	1	7	0	0	0	0	1	0	0	0
10/11	at Was-W	1	0	0	0	0	0	0	0	0	0	0	0	0	0	0
10/18	at SF-L				***reserve-elbow***											
11/26	Chi-W				***reserve-elbow***											
11/1	at Mia-L				***reserve-elbow***											
11/15	Sea-W				***reserve-elbow***											
11/23	at TB-W				***reserve-elbow***											
11/29	SF-L				***reserve-elbow***											
12/6	at Ari-W	1	0	0	0	0	0	0	0	0	0	0	0	0	0	0
12/10	NE-W	1	0	1	0	1	0	0	0	0	0	0	0	0	0	0
12/20	NYJ-L	1	0	2	1	1	0	0	0	0	0	0	0	0	0	0
12/27	at Sea-L	1	0	0	0	0	0	0	0	0	0	0	0	0	0	0
1/3	Ari-W	1	0	1	0	0	0	0	0	0	0	0	0	0	0	0
2020 totals		10	0	12	6	4	1	7	0	0	0	1	0	0	0	0
1/9	at Sea-W1	1	1	1	0	0	0	0	0	0	0	0	0	0	0	0
1/16	at GB-L2	1	0	0	0	0	0	0	0	0	0	0	0	0	0	0

- 1- NFC Wild Card Round
- 2- NFC Divisional Round

2019, LOS ANGELES RAMS

Date	Opp	GP	TACKLES				INTERCEPTIONS				FUMBLES			FR		
			GS	Tot	So	As	Sk	Yd	Int	Yd	Lg	TD	PD		FF	
9/8	at Car-W				***inactive***											
9/15	NO-W				***inactive***											
9/22	at Cle-W				***inactive***											
9/29	TB-L				***inactive***											
10/3	at Sea-L				***inactive***											
10/13	SF-L	1	0	0	0	0	0	0	0	0	0	0	0	0	0	0
10/20	at AtH-W	1	2	1	1	0	0	0	0	0	0	0	0	0	0	0
10/27	Cin-W	1	2	1	1	1.5	8	0	0	0	0	0	0	0	0	0
11/10	at Pit-L	1	1	0	0	0	0	0	0	0	0	0	0	0	0	0
11/17	Chi-W	1	0	0	0	0	0	0	0	0	0	0	0	0	0	0
11/25	Bal-L	1	0	0	0	0	0	0	0	0	0	0	0	0	0	0
12/1	at Ari-W	1	2	1	1	0	0	0	0	0	0	0	0	0	0	0
12/9	Sea-W	1	0	0	0	0	0	0	0	0	0	0	0	0	0	0
12/15	at Dal-L	1	0	0	0	0	0	0	0	0	0	0	0	0	0	0
12/21	at SF-L	1	0	0	0	0	0	0	0	0	0	0	0	0	0	0
12/29	Ari-W				***inactive***											
2019 totals		10	0	7	3	3	1.5	8.0	0	0	0	0	0	0	0	0

2018, LOS ANGELES RAMS

Date	Opp	GP	TACKLES				INTERCEPTIONS				FUMBLES			FR		
			GS	Tot	So	As	Sk	Yd	Int	Yd	Lg	TD	PD		FF	
9/10	at Oak-W				***PUP-foot***											
9/16	Ari-W				***PUP-foot***											
9/23	LAC-W				***PUP-foot***											
9/27	Min-W				***PUP-foot***											
10/7	at Sea-W				***PUP-foot***											
10/14	at Den-W				***PUP-foot***											
10/21	at SF-W				***PUP-foot***											
10/28	GB-W				***PUP-foot***											
11/4	at NO-L				***PUP-foot***											
11/11	Sea-W				***inactive***											
11/19	KC-W				***inactive***											
12/2	at Det-W				***inactive***											
12/9	at Chi-L				***inactive***											
12/16	Phi-L				***inactive***											
12/23	at Ari-W				***inactive***											
12/30	SF-W				***inactive***											
2018 totals		0	0	0	0	0	0	0	0	0	0	0	0	0	0	0
1/12	Dal-W1				***inactive***											
1/20	at NO-W2				***inactive***											
2/3	NE-L3				***inactive***											

- 1- NFC Wild Card Round
- 2- NFC Divisional Round
- 3- NFC Championship


BROWNS IN NIGERIA

The Browns were granted international marketing rights in Nigeria, part of the NFL International Marketing Initiative announced by the NFL three years ago. The program has opened international markets in Western Europe, South America, North America, Asia and Oceania. Nigeria marks the first market to open in Africa, giving the Browns sole marketing rights in the country of 218 million people. The Browns have deep ties to the country, as pro-bowl tight-end David Njoku's parents immigrated from Nigeria, and David himself was named chief of his familial village, Umuozu, in southern Nigeria. Browns players have long participated in the NFL Africa program, as defensive end Ogbo Okoronkwo, offensive tackle Hakeem Adeniji, and linebacker Jeremiah Owusu-Koramoah all come from African descent.





6 | JEREMIAH OWUSU-KORAMOAH



POSITION LINEBACKER | HEIGHT 6-2 | WEIGHT 221 | SCHOOL NOTRE DAME
BORN 11/4/1999 | ACQUIRED 02-'21 | EXPERIENCE 4TH



CAREER TRANSACTIONS

Originally drafted by the Cleveland Browns in the second round (52nd overall) of the 2021 NFL Draft.

AWARDS/HONORS

- 2023 Pro Bowl selection.
- Named to PFWA's 2021 NFL All-Rookie team.

KEY NOTES

- Recorded team leading 98 tackles, while adding 3.5 sacks and two interceptions in 2023.
- Helped Browns defense lead the NFL in total yards allowed and passing yards allowed in 2023.
- Finished fourth in the NFL with 20 tackles for-a-loss during the 2023 regular season and added four during the Browns postseason game.
- Recorded first career interception vs. Chicago on Dec. 17, 2023, while adding a sack and two passes defended.
- Finished third on team with 70 tackles in 2022, while adding seven tackles for loss, four passes defended and two forced fumbles.
- Finished second on the team with 74 tackles in 14 games as a rookie in 2021.
- Won the 2020 Butkus Award, given to the top collegiate linebacker.
- Unanimous All-America selection and ACC Defensive Player of the Year in 2020.

PERSONAL

- Last name is pronounced oh-WOO-sue CORE-ahh-MOE-uh.
- Native of Hampton, Va. and attended Bethel High School. Also starred in basketball and earned Division I scholarships.
- Grew up idolizing NBA star Allen Iverson, who also attended Bethel High School. The two struck up a friendship with Iverson even attending football games at Notre Dame to see him play.

BEYOND FOOTBALL

- Hosted two football camps in different regions of Ghana in 2022. Taught fundamentals and technique to young adults ages 16-23.
- Created the JOK Fund in 2022 to support community and economic development opportunities in the U.S. and Africa.
- Hosted a football camp in Ghana with teammates Amari Cooper, Grant Delpit, John Kelly Jr., Ogbro Okoronkwo, Elijah Moore and David Bell all in attendance.

OWUSU-KORAMOAH'S CAREER STATISTICS

Year	Team	GP	TACKLES				INTERCEPTIONS				FUMBLES					
			GS	Tot	Solo	Asst	Sk	Yds	No	Yds	Lg	TD	PD	FF	FR	Yds
2021	Cle	14	10	74	48	26	1.5	7.5	0	0	-	0	4	2	0	0
2022	Cle	11	10	70	44	26	0.0	0.0	0	0	-	0	4	2	0	0
2023	Cle	16	13	98	71	27	3.5	34.5	2	8	8	0	6	1	0	0
NFL totals		41	33	242	163	79	5.0	42.0	2	8	8	0	14	5	0	0

Year	Team	GP	TACKLES				INTERCEPTIONS				FUMBLES					
			GS	Tot	Solo	Asst	Sk	Yds	No	Yds	Lg	TD	PD	FF	FR	Yds
2023	Cle	1	1	9	8	1	0.0	0.0	0	0	-	0	0	0	0	0
NFL totals		1	1	9	8	1	0.0	0.0	0	0	-	0	0	0	0	0

ADDITIONAL STATISTICS: Sacks - Justin Fields (1.5), Brock Purdy (1.0), Lamar Jackson (1.0), Russell Wilson (1.0), Derek Carr (0.5). Special teams tackles - 2 in 2021 and 2 on 2023; NFL totals 4

SINGLE-GAME HIGHS & CAREER MILESTONES: TACKLES: Total - 13, at Bal., 11/28/21. Solo - 8, vs. NYJ, 9/18/22, vs. Jax, 12/10/23. Sacks: 1, most recent; vs. Chi., 12/17/23. INTERCEPTIONS: 1, vs. Chi., 12/17/23; at Hou, 12/24/23. Yards - None. Long - N/A. TDs - None. Passes defended - 2, three times, most recent: vs. Chi., 12/17/23. FUMBLES: Forced - 1, four times; last: at Bal., 10/23/22. Recovered - None. NFL Debut: at KC, 9/12/21. First NFL Start: at KC, 9/12/21.

OWUSU-KORAMOAH'S GAME-BY-GAME STATISTICS

2023, CLEVELAND		Date	Opp	GP	TACKLES				INTERCEPTIONS				FUMBLES			
					GS	Tot	So	As	Sk	Yd	Int	Yd	Lg	TD	PD	FF
		9/10	Cin-W	1	LB	3	2	1	0.0	0.0	0	0	-	0	0	0
		9/18	at Pit-L	1	LB	4	4	0	0.0	0.0	0	0	-	0	0	0
		9/24	Ten-W	1	LB	5	3	2	0.0	0.0	0	0	-	0	0	0
		10/1	Bal-L	1	LB	7	6	1	0.0	0.0	0	0	-	0	0	0
		10/15	SF-W	1	LB	5	3	2	1.0	10.0	0	0	-	0	1	0
		10/22	at Ind-W	1	LB	4	3	1	0.0	0.0	0	0	-	0	0	0
		10/29	at Sea-L	1	LB	4	3	1	0.0	0.0	0	0	-	0	0	0
		11/5	Ari-W	1	LB	3	3	0	0.0	0.0	0	0	-	0	0	0
		11/12	Bal-W	1	LB	7	4	3	0.5	4.5	0	0	-	0	1	0
		11/19	Pit-W	1	LB	7	6	1	0.0	0.0	0	0	-	0	0	0
		11/26	Den-L	1	LB	12	7	5	1.0	9.0	0	0	-	0	0	1
		12/3	at LAR-L	1	LB	6	1	5	0.0	0.0	0	0	-	0	0	0
		12/10	Jax-W	1	LB	8	8	0	0.0	0.0	0	0	-	0	0	0
		12/17	Chi-W	1	LB	6	6	0	1.0	11.0	1	0	0	0	2	0
		12/24	at Hou-W	1	LB	6	5	1	0.0	0.0	1	8	8	0	2	0
		12/28	NYJ-W	1	LB	11	7	4	0.0	0.0	0	0	-	0	0	0
		1/7	at Cin-L	1	LB	7	7	0	0.0	0.0	0	0	-	0	0	0
2023 totals		16	13	101	71	27	3.5	34.5	2	8	8	0	6	1	0	
		1/13	at Hou-L	1	LB	9	8	1	0.0	0.0	0	0	-	0	0	0
1-AFC Wild Card Round																

OWUSU-KORAMOAH CONTINUED

2022, CLEVELAND

Date	Opp	GP	TACKLES				INTERCEPTIONS				FUMBLES						
			GS	Tot	So	As	Sk	Yd	Int	Yd	Lg	TD	PD	FF	FR		
9/11	at Car-W	1	WILL	5	3	2	0.0	0.0	0	0	0	-	0	0	0	0	
9/18	NYJ-L	1	WILL	8	8	0	0.0	0.0	0	0	0	-	0	0	1	0	
9/22	Pit-W	1	WILL	1	1	0	0.0	0.0	0	0	0	-	0	0	0	0	
10/2	at Atl-L	1	WILL	7	4	3	0.0	0.0	0	0	0	-	0	1	0	0	
10/9	LAC-L	1	WILL	6	4	2	0.0	0.0	0	0	0	-	0	0	0	0	
10/16	NE-L	1		6	1	5	0.0	0.0	0	0	0	-	0	0	0	0	
10/23	at Bal-L	1	WILL	6	5	1	0.0	0.0	0	0	0	-	0	2	1	0	
10/31	Cin-W																
11/13	at Mia-L																
11/20	at Buf-L	1	WILL	12	8	4	0.0	0.0	0	0	0	-	0	0	0	0	
11/27	TB-W	1	WILL	8	5	3	0.0	0.0	0	0	0	-	0	1	0	0	
12/4	at Hou-W	1	WILL	5	2	3	0.0	0.0	0	0	0	-	0	0	0	0	
12/11	at Cin-L	1	WILL	6	3	3	0.0	0.0	0	0	0	-	0	0	0	0	
12/18	Bal-W																
12/24	NO-L																
1/1	at Was-W																
1/8	at Pit-L																
2022 totals				11	10	70	44	26	0.0	0.0	0	0	-	0	4	2	0

2021, CLEVELAND

Date	Opp	GP	TACKLES				INTERCEPTIONS				FUMBLES						
			GS	Tot	So	As	Sk	Yd	Int	Yd	Lg	TD	PD	FF	FR		
9/12	at KC-L	1	WILL	2	1	1	0.0	0.0	0	0	0	-	0	0	0	0	
9/19	Hou-W	1		2	2	0	0.0	0.0	0	0	0	-	0	1	0	0	
9/26	Chi-W	1	WILL	4	3	1	0.5	2.5	0	0	0	-	0	2	0	0	
10/3	at Min-W	1	WILL	7	5	2	0.0	0.0	0	0	0	-	0	0	0	0	
10/10	at LAC-L	1	WILL	4	3	1	0.0	0.0	0	0	0	-	0	0	1	0	
10/17	Ari-L	1	WILL	8	5	3	0.0	0.0	0	0	0	-	0	1	0	0	
10/21	Den-W																
10/31	Pit-L																
11/7	at Cin-W																
11/14	at NE-L	1		4	3	1	0.0	0.0	0	0	0	-	0	0	0	0	
11/21	Det-W	1		4	4	0	0.0	0.0	0	0	0	-	0	0	0	0	
11/28	at Bal-L	1	WILL	13	6	7	0.5	2.0	0	0	0	-	0	0	0	0	
12/12	Bal-W	1	WILL	6	6	0	0.0	0.0	0	0	0	-	0	0	0	0	
12/20	LV-L	1	WILL	5	3	2	0.5	3.0	0	0	0	-	0	0	1	0	
12/26	at GB-L	1	WILL	6	3	3	0.0	0.0	0	0	0	-	0	0	0	0	
1/3	at Pit-L	1	WILL	7	3	4	0.0	0.0	0	0	0	-	0	0	0	0	
1/9	Cin-W	1		2	1	1	0.0	0.0	0	0	0	-	0	0	0	0	
2021 totals				14	10	76	48	26	1.5	7.5	0	0	-	0	4	2	1

BROWNS 2024 DRAFT CLASS

Player	Pos.	College	Round	Overall
Mike Hall Jr.	DT	Ohio State	2	54th
Zak Zinter	G	Michigan	3	85th
Jamari Thrash	WR	Louisville	5	156th
Nathaniel Watson	LB	Mississippi State	6	206th
Myles Harden	CB	South Dakota	7	227th
Jowon Briggs	DT	Cincinnati	7	243rd



55 | ETHAN POCIC



POSITION CENTER | HEIGHT 6-6 | WEIGHT 320 | SCHOOL LOUISIANA STATE
BORN 8/5/1995 | ACQUIRED UFA (SEA.)-'22 | EXPERIENCE 8TH

CAREER TRANSACTIONS

Drafted by the Seattle Seahawks in the 2nd round (58th overall) of the 2017 NFL Draft...Signed as an unrestricted free agent by the Cleveland Browns on April 6, 2022.

KEY NOTES

- Signed a three-year contract extension with the Browns in 2023.
- Started 28 games at center since joining the Browns in 2022.
- Started 13 games at center as Browns compiled 2,490 rushing yards in 2022, the third-highest total in team history and most since 1963 (2,639).
- Appeared in 57 games for the Seattle Seahawks, tallying 40 career starts (29 at center, six at right guard, five at left guard) across five seasons.
- Started four games on the offensive line that helped the Seahawks lead the NFL in rushing (2,560 yards) in 2018.
- Started 37 games at LSU, earning first team All-America by the Football Writers Association of America and second team All-America honors from Walter Camp, Sporting News and the American Football Coaches Association in 2016.

PERSONAL

- Last name is pronounced POE-sick
- Native of Lemont, Ill., and attended Lemont High School.
- Earned his degree in sports administration from Louisiana State University.

POCIC'S CAREER STATISTICS

Year	Team	GP	GS
2017	Sea	16	11
2018	Sea	10	4
2019	Sea	4	1
2020	Sea	14	14
2021	Sea	13	10
2022	Cle	13	13
2023	Cle	15	15
NFL totals		85	69

PLAYOFFS			
Year	Team	GP	GS
2018	Sea	1	0
2020	Sea	1	1
2023	Cle	1	1
NFL totals		3	2

CAREER MILESTONES: NFL debut: at GB, 9/10/17. First NFL start: at NYG, 10/22/17.

COMMUNITY

STAFF

PLAYERS

2023 SEASON

HISTORY

RECORDS

GAME DAY



11 | JAMES PROCHE II



POSITION WIDE RECEIVER | HEIGHT 5-11 | WEIGHT 193 | SCHOOL SOUTHERN METHODIST
BORN 9/20/1996 | ACQUIRED FA-'23 | EXPERIENCE 5TH

CAREER TRANSACTIONS

Originally drafted by the Baltimore Ravens in the sixth round (201st overall) of the 2020 NFL Draft...Waived by the Ravens on Aug. 29, 2023... Signed to Cleveland Browns' practice squad Oct. 31, 2023...Elevated to Browns active roster on Nov. 4, 2023...Reinstated to Browns' practice squad on Nov. 6, 2023...Signed to Browns' active roster on Nov. 7, 2023.

AWARDS/HONORS

- PFWA All-Rookie Team in 2020.

KEY NOTES

- Appeared in 10 games with one start for the Browns in 2023.
- Recorded career long 21-yard punt return vs. Pittsburgh (11/19/23).
- Appeared in 53 career games with one start for the Ravens (2020-22) and the Browns (2023).

PERSONAL

- Native of Dallas, Texas and attended DeSoto High School.
- Mentored by Hall of Fame CB Deion Sanders and spent two years at Prime Prep Academy (Texas), co-founded by Sanders, before transferring to Desoto (Texas) for his senior year of high school.
- Is an avid photographer.
- Originally grew up playing soccer.
- Graduated from Southern Methodist with a degree in sociology.

BEYOND FOOTBALL

- Supported the Browns' Stay in the Game! Attendance Network by participating in gym class takeovers.

PROCHE II'S CAREER STATISTICS

Year	Team	GP	GS	RECEIVING				RUSHING					
				No	Yds	Avg	LG	TD	Att	Yds	Avg	Lg	TD
2020	Bal	14	0	1	14	14	14	0	0	0	-	0	0
2021	Bal	14	0	16	202	12.6	32	0	0	0	-	0	0
2022	Bal	15	0	8	62	7.8	12	0	0	0	-	0	0
2023	Cle	10	1	0	0	-	0	0	0	0	-	0	0
NFL totals		53	1	25	278	11.1	32	0	0	0	0	0	0

Year	Team	No	Yds	Avg	Lg	TD	PUNT RETURNS					
							No	FC	Yds	Avg	Lg	TD
2020	Bal	0	0	-	-	0	23	16	198	8.6	20	0
2021	Bal	2	22	11.0	22	0	0	0	0	-	-	0
2022	Bal	0	0	-	0	0	4	2	24	6.0	9	0
2023	Cle	1	19	19.0	19	0	22	27	197	9.0	21	0
NFL totals		3	41	13.7	22	0	49	45	419	8.6	21	0

PLAYOFFS

Year	Team	GP	GS	RECEIVING				RUSHING				
				No	Yds	Avg	LG	TD	Att	Yds	Avg	Lg
2020	Bal	0	0	0	0	-	0	0	0	-	-	0
2022	Bal	1	0	0	0	-	0	0	0	-	-	0
2023	Cle	1	0	0	0	-	0	0	0	-	-	0
NFL totals		1	0	0	0	-	0	0	0	0	0	0

Year	Team	No	Yds	Avg	Lg	TD	PUNT RETURNS					
							No	FC	Yds	Avg	Lg	TD
2022	Bal	0	0	-	-	0	2	1	26	13.0	16	0
2023	Cle	0	0	-	0	0	1	0	2	2.0	2	0
NFL totals		0	0	-	0	0	3	1	28	9.3	16	0

ADDITIONAL STATISTICS: 100-yard receiving games - N/A. Multiple-TD games - N/A. FUMBLES: None. Special teams tackles - 3 (2022).

SINGLE-GAME HIGHS & CAREER MILESTONES: RECEIVING: Receptions - 7, at Cin., 12/16/21. Yards -76, at Cin., 12/16/21. TDs - N/A. Long - 32, at Den., 10/3/21. NFL debut: vs. Cle., 9/13/20. First NFL start: N/A. First NFL reception: 1, vs. Ten., 11/22/20.

PROCHE II'S GAME-BY-GAME STATISTICS

2023, CLEVELAND

Date	Opp	GP	GS	No	Yds	Avg	Lg	TD
9/10	Cin-W			***not on team***				
9/18	at Pit-L			***not on team***				
9/24	Ten-W			***not on team***				
10/1	Bal-L			***not on team***				
10/15	SF-W			***not on team***				
10/22	at Ind-W			***not on team***				
10/29	at Sea-L			***not on team***				
11/5	Ari-W	1		0	0	-	-	0
11/12	at Bal-W	1		0	0	-	-	0
11/19	Pit-W	1		0	0	-	-	0
11/26	at Den-L	1		0	0	-	-	0
12/3	at LAR-L	1		0	0	-	-	0
12/10	Jax-W	1		0	0	-	-	0
12/17	Chi-W	1		0	0	-	-	0
12/24	at Hou-W	1		0	0	-	-	0
12/28	NVJ-W	1		0	0	-	-	0
1/7	at Cin	1	WR	0	0	-	-	0
2023 totals		10	1	0	0	-	-	0
1/13	at Hou-L1	1		0	0	-	-	0

1-AFC Wild Card Round

2022, BALTIMORE

Date	Opp	GP	GS	No	Yds	Avg	Lg	TD
9/11	at NYJ-W	1		0	0	-	-	0
9/18	Mia-L			***inactive***				
9/25	at NE-W			***inactive***				
10/2	Buf-L	1		0	0	-	-	0
10/9	Cin-W	1		7	7	7	7	0
10/16	at NYG-L	1		0	0	-	-	0
10/23	Cle-W	1		0	0	-	-	0
10/27	at TB-W	1		3	24	8	12	0
11/7	at NO-W	1		2	22	11	12	0
11/20	Car-W	1		0	0	-	-	0
11/27	at Jax-L	1		0	0	-	-	0
12/4	Den-W	1		2	9	4.5	7	0
12/11	at Pit-W	1		0	0	-	-	0
12/17	at Cle-L	1		0	0	-	-	0
12/24	at Atl-W	1		0	0	-	-	0
1/1	Pit-L	1		0	0	-	-	0
1/8	at Cin-L	1		0	0	-	-	0
2022 totals		15	0	8	62	7.8	12	0
1/15	at Cin-L1	1		0	0	-	-	0

1-AFC Wild Card Round

PROCHE II CONTINUED

2021, BALTIMORE

Date	Opp	GP	GS	No	Yds	Avg	Lg	TD
9/13	at LV-L	1		0	0	-	-	0
9/19	KC-W	1		0	0	-	-	0
9/26	at Det-W	1		1	29	29	29	0
10/3	at Den-W	1		5	74	14.8	32	0
10/11	Ind-W	1		2	15	7.5	11	0
10/17	LAC-W	1		0	0	-	-	0
10/24	Cin-L	1		0	0	-	-	0
11/7	Min-W	1		0	0	-	-	0
11/11	at Mia-L			***inactive**				
11/21	at Chi-W	1		0	0	-	-	0
11/28	Cle-W	1		0	0	-	-	0
12/5	at Pit-L	1		0	0	-	-	0
12/12	at Cle-L	1		0	0	-	-	0
12/19	GB-L	1		1	8	8	8	0
12/26	at Cin-L	1		7	76	10.9	17	0
1/2	LAR-L			***inactive**				
1/9	Pit-L			***inactive**				
2021 totals		14	0	16	202	12.6	32	0

2020, BALTIMORE

Date	Opp	GP	GS	No	Yds	Avg	Lg	TD
9/13	Cle-W	1		0	0	-	-	0
9/20	at Hou-W	1		0	0	-	-	0
9/28	KC-L	1		0	0	-	-	0
10/4	at Was-W	1		0	0	-	-	0
10/11	Cin-W	1		0	0	-	-	0
10/18	at Phi-W	1		0	0	-	-	0
11/1	at Pit-L	1		0	0	-	-	0
11/8	at Ind-W	1		0	0	-	-	0
11/15	at NE-L	1		0	0	-	-	0
11/22	Ten-L	1		1	14	14	14	0
12/2	at Pit-L	1		0	0	-	-	0
12/8	Dal-W	1		0	0	-	-	0
12/14	at Cle-W	1		0	0	-	-	0
12/20	at Jax-W	1		0	0	-	-	0
12/27	NYG-W			***inactive**				
1/3	at Cin-W			***inactive**				
2020 totals		14	0	1	14	14	14	0
1/10	at Ten-W1			***inactive**				
1/16	at Buf-L2			***inactive**				
1- AFC Wild Card Round								
2- AFC Divisional Round								

COMMUNITY

STAFF

PLAYERS

2023 SEASON


HISTORY

RECORDS

GAME DAY



44 | GIOVANNI RICCI



POSITION FULLBACK | HEIGHT 6-3 | WEIGHT 240 | SCHOOL WESTERN MICHIGAN
 BORN 10/16/1996 | ACQUIRED FA-'24 | EXPERIENCE 4TH

CAREER TRANSACTIONS

Signed as an undrafted free agent by the Carolina Panthers on April 30, 2020...Waived by the Panthers on Sept. 5, 2020...Signed to the Panthers' practice squad on Sept. 6, 2020...Signed a reserve/futures contract with the Panthers on Jan. 4, 2021...Signed as a free agent by the Cleveland Browns on March 15, 2024.

KEY NOTES

- Appeared in five games for the Panthers before a shoulder injury ended his 2023 season.
- In 2022, appeared in 15 games with three starts. Recorded eight receptions for 100 yards and nine special teams tackles.
- Appeared in 16 games during the 2021 season, mainly on special teams and as a fullback.
- Spent the 2020 season on the Panthers' practice squad.
- Totaled 98 career receptions for 1,114 yards and 11 touchdowns in his four seasons at Western Michigan. Started his collegiate career for the Broncos as a wide receiver before transitioning to tight end in his junior season.

PERSONAL

- Native of Loveland, Ohio and attended Loveland High School.
- Graduated from Western Michigan University with a degree in finance.
- Has one son with his wife, Logan.

RICCI'S CAREER STATISTICS

Year	Team	RECEIVING							RUSHING				
		GP	GS	No	Yds	Avg	LG	TD	Att	Yds	Avg	LG	TD
2020	Car	0	0	0	0	-	0	0	0	0	-	0	0
2021	Car	16	1	0	0	-	0	0	0	0	-	0	0
2022	Car	15	3	8	100	12.5	32	0	0	0	-	0	0
2023	Car	5	0	1	2	2	2	0	0	0	-	0	0
NFL totals		36	4	9	102	11.3	32	0	0	0	0	0	0

ADDITIONAL STATISTICS: Multiple-TD games - None. Special teams tackles - 7 in 2021, 9 in 2022, 2 in 2023. NFL totals: 18. Misc. tackles - 7 in 2021, 10 in 2022, 2 in 2023; NFL totals: 19. FUMBLES - None.

CAREER MILESTONES: RECEIVING: Receptions - 3, vs. SF, 10/9/22. Yards - 32, at TB, 1/1/23. TDs - None. Long - 32, at TB, 1/1/23. NFL debut: vs. NYJ, 9/12/21. First NFL start: at Mia., 11/28/21. First NFL reception: at NYG, 9/18/22 (16 yards, B. Mayfield). First NFL TD: N/A.

RICCI'S GAME-BY-GAME STATISTICS

2023, CAROLINA									
Date	Opp	GP	GS	No	Yds	Avg	Lg	TD	
9/10	at Atl-L	1		1	2	2	2	0	
9/18	NO-L	1		0	0	-	-	0	
9/24	at Sea-L	1		0	0	-	-	0	
10/1	Min-L	1		0	0	-	-	0	
10/8	at Det-L	1		0	0	-	-	0	
10/15	at Mia-L								***inactive***
10/29	Hou-W								***injured reserve-shoulder***
11/5	Ind-L								***injured reserve-shoulder***
11/9	at Chi-L								***injured reserve-shoulder***
11/19	Da-L								***injured reserve-shoulder***
11/26	at Ten-L								***injured reserve-shoulder***
12/3	at TB-L								***injured reserve-shoulder***
12/10	at NO-L								***injured reserve-shoulder***
12/17	at Atl-W								***injured reserve-shoulder***
12/24	GB-L								***injured reserve-shoulder***
12/31	at Jax-L								***injured reserve-shoulder***
1/7	TB-L								***injured reserve-shoulder***
2023 totals		5	0	1	2	2.0	2	0	0

2022, CAROLINA									
Date	Opp	GP	GS	No	Yds	Avg	Lg	TD	
9/11	Cle-L	1		0	0	-	-	0	
9/18	at NYG-L	1		1	16	16.0	16	0	
9/25	NO-W	1	TE	1	15	15.0	15	0	
10/2	Ari-L	1		0	0	-	-	0	
10/9	SF-L	1	TE	3	27	9.0	12	0	
10/16	at LAR-L	1		0	0	-	-	0	
10/23	TB-W	1		0	0	-	-	0	
10/30	at Atl-L	1		0	0	-	-	0	
11/6	at Cin-L	1	TE	1	8	8.0	8	0	
11/10	at Atl-W	1		1	2	2.0	2	0	
11/20	at Bal-L								***inactive***
11/27	Den-W								***inactive***
12/11	at Sea-W	1		0	0	-	-	0	
12/28	Pit-L	1		0	0	-	-	0	
12/24	Det-W	1		0	0	-	-	0	
1/1	at TB-L	1		1	32	32.0	32	0	
1/8	at NO-W	1		0	0	-	-	0	
2022 totals		15	3	8	100	12.5	32	0	0

2021, CAROLINA									
Date	Opp	GP	GS	No	Yds	Avg	Lg	TD	
9/12	NYJ-W	1		0	0	-	-	0	
9/19	NO-W	1		0	0	-	-	0	
9/23	at Hou-W	1		0	0	-	-	0	
10/3	at Da-L	1		0	0	-	-	0	
10/10	Phi-L	1		0	0	-	-	0	
10/17	Min-L	1		0	0	-	-	0	
10/24	at NYG-L								***inactive***
10/31	at Atl-W	1		0	0	-	-	0	
11/7	NE-L	1		0	0	-	-	0	
11/14	at Ari-W	1		0	0	-	-	0	
11/21	Was-L	1		0	0	-	-	0	
11/28	at Mia-L	1	FB	0	0	-	-	0	
12/12	at Atl-L	1		0	0	-	-	0	
12/19	at Buf-L	1		0	0	-	-	0	
12/26	TB-L	1		0	0	-	-	0	
1/2	at NO-L	1		0	0	-	-	0	
1/9	at TB-L	1		0	0	-	-	0	
2021 totals		16	1	0	0	0.0	0	0	0

2020, CAROLINA									
Date	Opp	GP	GS	No	Yds	Avg	Lg	TD	
9/13	LV-L								***Panthers' practice squad***
9/20	at TB-L								***Panthers' practice squad***
9/27	at LAC-W								***Panthers' practice squad***
10/4	Ari-W								***Panthers' practice squad***
10/11	at Atl-W								***Panthers' practice squad***
10/18	Chi-L								***Panthers' practice squad***
10/25	at NO-L								***Panthers' practice squad***
10/29	at Atl-L								***Panthers' practice squad***
11/8	at KC-L								***Panthers' practice squad***
11/15	TB-L								***Panthers' practice squad***
11/22	Det-W								***Panthers' practice squad***
11/29	at Min-L								***Panthers' practice squad***
12/13	Den-L								***Panthers' practice squad***
13/19	at GB-L								***Panthers' practice squad***
12/27	at Was-W								***Panthers' practice squad***
1/3	NO-L								***Panthers' practice squad***
2020 totals		0	0	0	0	0.0	0	0	0



99 | ZA'DARIUS SMITH



POSITION DEFENSIVE END | HEIGHT 6-4 | WEIGHT 270 | SCHOOL KENTUCKY
BORN 9/8/1992 | ACQUIRED TR.(MIN.)-'23 | EXPERIENCE 10TH



CAREER TRANSACTIONS

Selected by the Baltimore Ravens in the fourth round (122nd overall) of the 2015 NFL Draft...Signed by Green Bay Packers as an unrestricted free agent on Match 14, 2019...Contract terminated by the Packers on March 14, 2022...Signed by Minnesota Vikings on March 23, 2022...Traded to Cleveland Browns on May 15, 2023.

AWARDS/HONORS

- Three-time Pro Bowl selection (2019, 2020, 2022).
- Named second team All-Pro in 2020.
- 2022 NFC Defensive Player of the Month of October.
- 2022 Week 8 NFC Defensive Player of the Week.
- 2020 Week 4 NFC Defensive Player of the Week.
- 2018 Week 6 AFC Defensive Player of the Week.
- Named to PFWA All-NFC team in 2020.

KEY NOTES

- Registered 27 tackles, 5.5 sacks, one forced fumble and three passed defenses in his first year with the Browns. Helped Browns defense lead the NFL in total yards allowed and passing yards allowed in 2023.
- Has recorded four single games with at least three sacks.
- One of only three NFL players (Aaron Donald and T.J. Watt) to record 12-plus sacks in both 2019 and 2020.
- Finished fourth in the NFL with 12.5 sacks in 2020.
- Set career high with 13.5 sacks in 2019, tied for the fifth-most by a Packer in a single season.
- Registered a career-high 3.5 sacks at Minnesota on Dec. 23, 2019.
- Helped Baltimore rank No. 1 in overall defense (292.9 ypg) and No. 2 in scoring defense (17.9 ppg) in 2018.
- Was the league's only rookie to register two multiple-sack games in 2015.
- Started 24 games at Kentucky after transferring from East Mississippi Community College.

PERSONAL

- Name is pronounced zuh-DAIR-ee-us.
- Native of Greenville, Ala., and attended Greenville High School.
- Did not play football until senior year of high school.

- Older brother, Bob Meeks, played center for the Denver Broncos.

BEYOND FOOTBALL

- Hosts an annual Fourth of July event in his hometown that includes fireworks, air jumps and waterslides.

SMITH'S CAREER STATISTICS

Year	Team	GP	GS	TACKLES					INTERCEPTIONS					FUMBLES				
				Tot	Solo	Asst	Sk	Yds	No	Yds	Lg	TD	PD	FF	FR	Yds		
2015	Bel	15	0	30	20	10	5.5	24.5	0	0	-	0	1	0	0	0	0	
2016	Bel	13	4	20	10	10	1.0	9.0	0	0	-	0	1	1	0	0		
2017	Bel	14	4	24	15	9	3.5	22.0	0	0	-	0	1	1	0	0		
2018	Bel	16	8	45	26	19	8.5	61.0	0	0	-	0	2	1	0	0		
2019	GB	16	16	55	41	14	13.5	112.5	0	0	-	0	0	1	0	0		
2020	GB	16	16	52	35	17	12.5	81.5	0	0	-	0	2	4	2	0		
2021	GB	1	0	1	1	0	0.0	0.0	0	0	-	0	0	0	0	0		
2022	Min	16	16	44	32	12	10.0	70.5	0	0	-	0	5	2	0	0		
2023	Cle	16	16	27	18	9	5.5	37.5	0	0	-	0	3	1	0	0		
NFL totals		123	80	298	198	100	60.0	418.5	0	0	-	0	15	11	2	0		

Year	Team	GP	GS	TACKLES					INTERCEPTIONS					FUMBLES				
				Tot	Solo	Asst	Sk	Yds	No	Yds	Lg	TD	PD	FF	FR	Yds		
2018	Bel	1	1	1	1	0	0.0	0.0	0	0	-	0	0	0	0	0		
2019	GB	2	2	7	5	2	2.0	4.0	0	0	-	0	0	0	0	0		
2020	GB	2	2	5	3	2	1.0	7.0	0	0	-	0	0	0	0	0		
2021	GB	1	0	1	1	0	1.0	0.0	0	0	-	0	0	0	0	0		
2022	Min	1	1	3	2	1	0.0	0.0	0	0	-	0	0	0	0	0		
2023	Cle	1	1	1	0	1	0.0	0.0	0	0	-	0	0	0	0	0		
NFL totals		8	7	18	12	6	4.0	20.0	0	0	-	0	0	0	0	0		

ADDITIONAL STATISTICS: Multiple-sack games - 10 (2.0 at Pitt, 10/1/15; 2.0 vs. KC, 12/20/15; 3.0 at Ten., 10/14/18; 2.0 vs. Den., 9/22/19; 2.0 at Dal., 10/6/19; 2.0 at KC, 10/27/19; 3.5 at Min., 12/23/19; 2.0 at Mia., 10/16/22; 3.0 vs. Ari., 10/30/22; 2.0 at Hou., 12/24/23) Career sacks - Josh Allen (2.0), Teddy Bridgewater (3.0), Jacoby Brissett (1.0), Kirk Cousins (4.5), Andy Dalton (2.0), Justin Fields (0.5), Joe Flacco (2.0), Jimmy Garoppolo (1.5), Jalen Hurts (2.5), Lamar Jackson (0.5), Case Keenum (3.0), Deshaun Kizer (1.0), Trevor Lawrence (1.0), Jake Luton (1.0), Baker Mayfield (0.5), Marcus Mariota (3.0), Patrick Mahomes (0.5), AJ McCarron (0.5), Josh McCown (1.0), Gardner Minshew (1.0), Matt Moore (2.5), Nick Mullens (1.0), Kyle Murray (3.0), Dak Prescott (2.0), Phillip Rivers (2.0), Ben Roethlisberger (1.0), Aaron Rodgers (1.0), Matt Ryan (4.5), Alex Smith (2.0), Matthew Stafford (2.0), Ryan Tannehill (1.0), Mitchell Trubisky (2.0), Clayton Tune (1.0), Michael Vick (2.0), Deshaun Watson (1.0). Blocked FG - 1, vs. Jax., 11/15/15. Fumble-return TDs - None.

SINGLE-GAME HIGHS & CAREER MILESTONES: TACKLES - 8, vs. Atl., 10/5/20. Solo - 7, vs. Ari., 10/30/22. INTERCEPTIONS: None. Yards - N/A. TDs - None. FUMBLES: Forced - 1, four times; last vs. Ind., 12/17/22. Recovered - 1, twice; last at SF, 11/5/20. TDs - N/A. Passes defended: 2, at Was., 11/6/22. Sacks - 3.5, at Min., 12/23/19. NFL debut: at Oak, 9/20/15. First NFL start: at NYG, 10/16/16. First NFL sack: at Pit., 10/1/15.

SMITH'S GAME-BY-GAME STATISTICS

2023, CLEVELAND		Opp	GP	GS	TACKLES					INTERCEPTIONS					FUMBLES				
Date	at				Tot	So	As	Sk	Yd	Int	Yd	Lg	TD	PD	FF	FR	Yds		
9/10		Cin-W	1	DE	2	0	2	0.0	0.0	0	0	-	0	1	0	0			
9/18	at	Pit-L	1	DE	1	1	0	0.0	0.0	0	0	-	0	0	0	0			
9/24		Ten-W	1	DE	2	0	2	0.0	0.0	0	0	-	0	0	0	0			
10/1		Bal-L	1	DE	1	0	1	0.0	0.0	0	0	-	0	0	0	0			
10/15		SF-W	1	DE	0	0	0	0.0	0.0	0	0	-	0	0	0	0			
10/22	at	Ind-W	1	DE	4	4	0	1.0	0.0	0	0	-	0	0	1	0			
10/29	at	Sea-L	1	DE	1	0	1	0.0	0.0	0	0	-	0	0	0	0			
11/5		Ari-W	1	DE	3	3	0	1.0	11.0	0	0	-	0	0	0	0			
11/12	at	Bal-W	1	DE	4	2	2	0.5	2.5	0	0	-	0	0	0	0			
11/19		Pit-W	1	DE	2	2	0	0.0	0.0	0	0	-	0	0	0	0			
11/26	at	Den-L	1	DE	1	1	0	0.0	0.0	0	0	-	0	0	0	0			
12/3	at	LAR-L	1	DE	1	0	1	0.0	0.0	0	0	-	0	0	0	0			
12/10		Jax-W	1	DE	1	1	0	1.0	1.0	0	0	-	0	1	0	0			
12/17		Chi-W	1	DE	1	1	0	0.0	0.0	0	0	-	0	0	0	0			
12/24	at	Hou-W	2	DE	2	2	0	2.0	23.0	0	0	-	0	1	0	0			
12/28		NYJ-W	1	DE	1	1	0	0.0	0.0	0	0	-	0	0	0	0			
1/7	at	Cin-L						***DNP***											
2023 totals			16	16	27	18	9	5.5	37.5	0	0	-	0	3	1	0			
1/13	at	Hou-L1	1	DE	1	0	1	0.0	0.0	0	0	-	0	0	0	0			

AFC Wild Card Round

COMMUNITY
STAFF
PLAYERS
2023 SEASON
HISTORY
RECORDS
GAME DAY

SMITH CONTINUED

COMMUNITY

2022, MINNESOTA

Date	Opp	GP	TACKLES				INTERCEPTIONS				FUMBLES				
			GS	Tot	So	As	Sk	Yd	Int	Yd	Lg	TD	PD	FF	FR
9/11	GB-W	1	DE	2	2	0	1.0	8.0	0	0	-	0	0	0	0
9/19	at Phi-L	1	DE	3	2	1	1.0	2.0	0	0	-	0	0	0	0
9/25	Det-W	1	DE	3	2	1	0.0	0.0	0	0	-	0	0	0	0
10/2	at NO-W	1	DE	1	1	0	1.0	4.0	0	0	-	0	0	0	0
10/9	Chi-W	1	DE	2	1	1	0.5	5.5	0	0	-	0	0	0	0
10/16	at Mia-W	1	DE	4	3	1	2.0	16.0	0	0	-	0	0	0	0
10/30	Ari-W	1	DE	7	7	0	3.0	22.0	0	0	-	0	1	0	0
11/6	at Was-W	1	DE	5	4	1	0.0	0.0	0	0	-	0	2	0	0
11/13	at Buf-W	1	DE	2	1	1	1.0	13.0	0	0	-	0	1	0	0
11/20	Dal-L	1	DE	1	0	1	0.0	0.0	0	0	-	0	0	0	0
11/24	NE-L	1	DE	3	3	0	0.0	0.0	0	0	-	0	0	0	0
12/4	NYJ-W	1	DE	2	1	1	0.0	0.0	0	0	-	0	1	0	0
12/11	at Det-L	1	DE	1	0	1	0.0	0.0	0	0	-	0	0	0	0
12/17	Ind-W	1	DE	5	3	2	0.5	0.0	0	0	-	0	0	1	0
12/24	NYG-W	1	DE	0	0	0	0.0	0.0	0	0	-	0	0	0	0
1/1	at GB-L	1	DE	3	2	1	0.0	0.0	0	0	-	0	0	0	0
2022 totals		16	16	44	32	12	10.0	70.5	0	0	-	0	5	1	0
1/15	NYG-L	1	DE	3	2	1	0.0	0.0	0	0	-	0	0	0	0

1- NFC Wild Card Round

2021, GREEN BAY

Date	Opp	GP	TACKLES				INTERCEPTIONS				FUMBLES				
			GS	Tot	So	As	Sk	Yd	Int	Yd	Lg	TD	PD	FF	FR
9/12	at NO-L	1	0	1	1	0	0	0	0	0	-	0	0	0	0
9/20	Det-W														
9/26	at SF-W														
10/3	Pit-W														
10/10	at Cin-W														
10/17	at Chi-W														
10/24	Was-W														
10/28	at Ari-W														
11/7	at KC-L														
11/14	Sea-W														
11/21	at Min-L														
11/28	LAR-W														
12/12	Chi-W														
12/19	at Bal-W														
12/25	Cle-W														
1/2	Min-W														
1/9	at Det-L														
2021 totals		1	0	1	1	0	0	0	0	0	-	0	0	0	0
1/22	SF-L	1	DE	3	2	1	0	0	0	0	-	0	0	0	0

1- NFC Divisional Round

2020, GREEN BAY

Date	Opp	GP	TACKLES				INTERCEPTIONS				FUMBLES				
			GS	Tot	So	As	Sk	Yd	Int	Yd	Lg	TD	PD	FF	FR
9/13	at Min-W	1	DE	2	2	0	1	7	0	0	-	0	0	0	0
9/20	Det-W	1	DE	4	3	1	1	10	0	0	-	0	0	0	0
9/27	at NO-W	1	DE	2	1	1	0	0	0	0	-	0	0	1	1
10/5	Ati-W	1	DE	8	6	2	3	25	0	0	-	0	0	0	0
10/18	at TB-L	1	DE	1	0	1	0	0	0	0	-	0	0	0	0
10/25	at Hou-W	1	DE	3	2	1	1	6	0	0	-	0	0	0	0
11/1	Min-L	1	DE	6	3	3	0	0	0	0	-	0	0	0	0
11/5	at SF-W	1	DE	2	2	0	1	9	0	0	-	0	0	1	1
11/15	Jax-W	1	DE	6	4	2	1	2	0	0	-	0	0	0	0
11/22	at Ind-L	1	DE	6	4	2	0	0	0	0	-	0	1	0	0
11/29	Chi-W	1	DE	2	1	1	1	4	0	0	-	0	0	1	0
12/6	Phi-W	1	DE	3	2	1	1.5	3.5	0	0	-	0	0	0	0
12/13	at Det-W	1	DE	0	0	0	0	0	0	0	-	0	1	0	0
12/19	Car-W	1	DE	3	3	0	1	5	0	0	-	0	0	0	0
12/27	Ten-W	1	DE	2	1	1	1	10	0	0	-	0	0	1	0
1/3	at Chi-W	1	DE	2	1	1	0	0	0	0	-	0	0	0	0
2020 totals		16	16	52	35	17	12.5	81.5	0	0	-	0	2	4	2
1/16	LAC-W	1	1	1	1	0	1	7	0	0	-	0	0	0	0
1/24	TB-L	1	1	4	2	2	0	0	0	0	-	0	0	0	0

1- NFC Divisional Round
2- NFC Championship

2019, GREEN BAY

Date	Opp	GP	TACKLES				INTERCEPTIONS				FUMBLES				
			GS	Tot	So	As	Sk	Yd	Int	Yd	Lg	TD	PD	FF	FR
9/5	at Chi-W	1	DE	3	3	0	1	1	0	0	-	0	0	0	0
9/15	Min-W	1	DE	5	3	2	0	0	0	0	-	0	0	0	0
9/22	Den-W	1	DE	3	2	1	2	22	0	0	-	0	0	0	0
9/26	Phi-L	1	DE	0	0	0	0	0	0	0	-	0	0	0	0
10/6	at Dal-W	1	DE	3	3	0	2	19	0	0	-	0	0	0	0
10/14	Det-W	1	DE	5	3	2	1	5	0	0	-	0	0	0	0
10/20	Oak-W	1	DE	2	0	2	0	0	0	0	-	0	0	0	0
10/27	at KC-W	1	DE	4	4	0	2	18	0	0	-	0	0	0	0
11/3	at LAC-L	1	DE	7	5	2	0.5	1	0	0	-	0	0	0	0
11/10	Car-W	1	DE	1	0	1	0	0	0	0	-	0	0	0	0
11/24	at SF-L	1	DE	6	5	1	1.5	14.5	0	0	-	0	0	0	0
12/1	at NYG-W	1	DE	4	3	1	0	0	0	0	-	0	0	0	0
12/8	Was-W	1	DE	3	3	0	0	0	0	0	-	0	0	1	0
12/15	Chi-W	1	DE	1	1	0	0	0	0	0	-	0	0	0	0
12/23	at Min-W	1	DE	7	6	1	3.5	32	0	0	-	0	0	0	0
12/29	at Det-W	1	DE	1	0	1	0	0	0	0	-	0	0	0	0
2019 totals		16	16	55	41	14	13.5	112.5	0	0	0	0	0	1	0
1/12	Sea-W	1	DE	2	2	0	2	4	0	0	-	0	0	0	0
1/19	at SF-L	1	DE	5	3	2	0	0	0	0	-	0	0	0	0

1- NFC Divisional Round
2- NFC Championship

STAFF

PLAYERS

2023 SEASON

HISTORY

RECORDS

GAME DAY

2018, BALTIMORE

Date	Opp	GP	TACKLES				INTERCEPTIONS				FUMBLES				
			GS	Tot	So	As	Sk	Yd	Int	Yd	Lg	TD	PD	FF	FR
9/9	Buf-W	1	DE	5	4	1	1	4	0	0	-	0	0	0	0
9/13	at Cin-L	1		1	1	0	0	0	0	0	-	0	0	0	0
9/23	Den-W	1		2	1	1	1	7	0	0	-	0	0	0	0
9/30	at Pit-W	1	DE	1	0	1	0	0	0	0	-	0	0	0	0
10/7	at Cle-L	1		6	2	4	0.5	2.5	0	0	-	0	0	0	0
10/14	at Ten-W	1		5	4	1	3	18	0	0	-	0	0	1	0
10/21	NO-L	1		2	1	1	0	0	0	0	-	0	0	0	0
10/28	at Car-L	1		2	0	2	0	0	0	0	-	0	0	0	0
11/4	Pit-L	1	DE	4	2	2	0	0	0	0	-	0	1	0	0
11/18	Cin-W	1	DE	2	1	1	0	0	0	0	-	0	1	0	0
11/25	Oak-W	1	DE	2	2	0	0	0	0	0	-	0	0	0	0
12/2	at Ati-W	1	DE	1	1	0	1	11	0	0	-	0	0	0	0
12/9	at KC-L	1	DE	4	2	2	0.5	4	0	0	-	0	0	0	0
12/16	TB-W	1		1	0	1	0	0	0	0	-	0	0	0	0
12/22	at LAC-W	1		5	4	1	1.5	14.5	0	0	-	0	0	0	0
12/30	Cle-W	1	DE	2	1	1	0	0	0	0	-	0	0	0	0
2018 totals		16	8	45	28	19	8.5	61	0	0	-	0	2	1	0
1/6	LAC-L	1	DE	1	1	1	1	0	0	0	-	0	0	0	0

1- NFC Wild Card Round

2017, BALTIMORE

Date	Opp	GP	TACKLES				INTERCEPTIONS				FUMBLES				
			GS	Tot	So	As	Sk	Yd	Int	Yd	Lg	TD	PD	FF	FR
9/10	at Cin-W	1		3	2	1	1.0	9	0	0	-	0	0	0	0
9/17	Cle-W														
9/24	at Jax-L	1	DE	0	0	0	0	0	0	0	-	0	0	0	0
10/1	Pit-L	1		2	2	0	0	0	0	0	-	0	0	0	0
10/8	at Oak-W	1	DE	4	1	3	0	0	0	0	-	0</			



20 | PIERRE STRONG JR.



POSITION RUNNING BACK | HEIGHT 5-11 | WEIGHT 215 | SCHOOL SOUTH DAKOTA STATE
BORN 12/10/1998 | ACQUIRED TR.(N.E.)-'23 | EXPERIENCE 3RD

CAREER TRANSACTIONS

Drafted by the New England Patriots in the fourth round of the 2022 NFL Draft...Traded to the Cleveland Browns on August 27, 2023.

KEY NOTES

- Joined the Browns via trade from New England during final roster cuts and appeared in 17 games with one start in 2023.
- Recorded first career touchdown, while rushing for a career-high 70 yards at Arizona on Dec. 12, 2022.
- Led the NCAA Division 1 FCS in rushing with 1,668 yards his senior season.

PERSONAL

- Attended John L. McClellan High School in Little Rock, Ark.
- Selected as the Class 5A Offensive Player of the Year after totaling 4,268 rushing yards and 57 touchdowns in his final two high school seasons.

STRONG JR.'S CAREER STATISTICS

Year	Team	GP	GS	RUSHING					RECEIVING				
				No	Yds	Avg	Lg	TD	No	Yds	Avg	Lg	TD
2022	NE	15	0	10	100	10.0	44	1	7	42	6.0	16	0
2023	Cle	17	1	63	291	4.6	40	1	5	47	9.4	41	0
NFL totals		32	1	73	391	5.4	44	2	12	89	7.4	41	0

Year	Team	No	Yds	Avg	Lg	TD	PUNT RETURNS					
							No	FC	Yds	Avg	Lg	TD
2022	N.E.	5	115	23.0	26	0	0	0	0	-	-	0
2023	Cle	7	184	26.4	33	0	0	0	0	-	-	0
NFL totals		12	279	23.3	33	0	0	0	0	-	-	0

Year	Team	GP	GS	RUSHING					RECEIVING				
				No	Yds	Avg	Lg	TD	No	Yds	Avg	Lg	TD
2023	Cle	0	0	0	0	-	-	0	0	0	-	-	0

Year	Team	No	Yds	Avg	Lg	TD	PUNT RETURNS					
							No	FC	Yds	Avg	Lg	TD
2023	Cle	0	0	-	-	0	0	0	0	-	-	0
NFL totals		0	0	-	-	0	0	0	0	-	-	0

ADDITIONAL STATISTICS: 100-yard rushing games - None. 100-scrimmage yard games - None. Special teams tackles - 8 in 2023. Fumbles: None.

CAREER MILESTONES: RUSHING: Attempts - 14, at Cin., 1/7/24 TDs - twice, 1, at Ari., 12/12/22, at Pit., 9/18/23. Long - 44, at Ari., 12/12/22. RECEIVING: Receptions - 3, at LV, 12/18/22. Yards - 20, at Ari., 12/12/22. TDs - 1, at Pit., 9/18/23. Long - 41, vs Ari., 11/5/23. NFL debut: at Pit., 9/18/22. First NFL start: N/A. First NFL rushing TD: vs. Ari., 12/12/22.

STRONG JR.'S GAME-BY-GAME STATISTICS

2023, CLEVELAND													
Date	Opp	GP	GS	RUSHING					RECEIVING				
				No	Yds	Avg	Lg	TD	No	Yds	Avg	Lg	TD
9/10	Cin-W	1	0	0	-	-	-	0	0	0	-	0	
9/18	at Pit-L	1	2	1	0.5	1t	1	0	0	-	-	0	
9/24	Ten-W	1	6	27	4.5	9	0	0	0	-	-	0	
10/1	Bal-L	1	5	49	9.8	40	0	0	0	-	-	0	
10/15	SF-W	1	0	0	-	-	0	0	0	-	-	0	
10/22	at Ind-W	1	8	25	3.1	13	0	0	0	-	-	0	
10/29	at Sea-L	1	10	41	4.1	12	0	1	41	41.0	41	0	
11/5	Ari-W	1	3	9	3.0	4	0	1	-7	-7.0	-7	0	
11/12	at Bal-W	1	0	0	-	-	0	0	0	-	-	0	
11/19	Pit-W	1	1	1	1.0	1	0	1	4	4.0	4	0	
11/26	at Den-L	1	0	0	-	-	0	0	0	-	-	0	
12/3	at LAR-L	1	2	20	10.0	13	0	0	0	-	-	0	
12/10	Jax-W	1	1	0	0.0	0	0	0	0	-	-	0	
12/17	Chi-W	1	2	2	1.0	2	0	2	9	4.5	7	0	
12/24	at Hou-W	1	5	22	4.4	8	0	0	0	-	-	0	
12/28	NVJ-W	1	4	29	7.3	15	0	0	0	-	-	0	
1/7	at Cin-L	1	RB	14	65	4.6	20	0	0	0	-	0	
2023 totals		17	1	63	291	4.6	40	1	5	47	9.4	41	0
1/13	at Hou-L												
1-AFC Wild Card Round													

2022, NEW ENGLAND													
Date	Opp	GP	GS	RUSHING					RECEIVING				
				No	Yds	Avg	Lg	TD	No	Yds	Avg	Lg	TD
9/11	at Mia-L												
9/18	at Pit-W	1	0	0	-	-	0	0	0	0	-	0	0
9/25	Bal-L	1	0	0	-	-	0	0	0	0	-	0	0
10/2	at GB-L	1	0	0	-	-	0	0	0	0	-	0	0
10/9	Det-W												
10/16	at Cle-W	1	1	5	5	5	0	0	0	-	0	0	0
10/24	Chi-L	1	0	0	-	-	0	0	0	0	-	0	0
10/30	at NVJ-W	1	0	0	-	-	0	0	0	0	-	0	0
11/6	Ind-W	1	0	0	-	-	0	0	0	0	-	0	0
11/20	NVJ-W	1	0	0	-	-	0	0	0	0	-	0	0
11/24	at Min-L	1	0	0	-	-	0	0	0	0	-	0	0
12/1	Buf-L	1	0	0	-	-	0	0	0	0	-	0	0
12/12	at Ari-W	1	5	70	14.0	44	1	2	20	10.0	16	0	0
12/18	at LV-L	1	4	25	6.25	14	0	3	12	4.0	11	0	0
12/24	Cin-L	1	0	0	-	-	0	0	2	10	5.0	5	0
1/1	Mia-W	1	0	0	-	-	0	0	0	0	-	0	0
1/8	at Buf-L	1	0	0	-	-	0	0	0	0	-	0	0
2022 totals		15	0	10	100	10.0	44	1	7	42	6.0	16	0



77 | WYATT TELLER



POSITION GUARD | HEIGHT 6-4 | WEIGHT 314 | SCHOOL VIRGINIA TECH
BORN 11/21/1994 | ACQUIRED TR.(BUF.)-'19 | EXPERIENCE 7TH



CAREER TRANSACTIONS

Drafted by the Buffalo Bills in the fifth round of the 2018 NFL Draft (166 overall)...Acquired by the Cleveland Browns via a trade on Aug. 29, 2019.

AWARDS/HONORS

- Three-time Pro Bowl selection (2021-23).
- Earned second-team All-Pro honors in 2020 and 2021.
- Browns 2022 Salute to Service Award honoree.

KEY NOTES

- Signed four-year contract extension with Browns during the 2021 season that carries through 2025 season.
- Opened holes for RB Nick Chubb who finished third in the NFL with a career-high 1,525 rushing yards in 2022.
- Helped the Browns lead the NFL in rushing average in 2021 with a 5.09 mark, the highest average by a Browns team since 1966. The offensive line opened holes for Nick Chubb, who finished second in the league in rushing yards.
- Paved the way for the Browns to finish 2020 third in the NFL in rush yards (2,374) and fifth in yards per carry (4.80 avg.). Helped the Browns record four games with at least 200 rushing yards, their most in a season since 1978. Opened holes for Chubb, who became first Browns RB to amass 1,000 rushing yards in back-to-back seasons (2019-20) since Jamal Lewis (2007-08).
- Blocked for Chubb, who finished second in the NFL in 2019 with 1,494 rushing yards.
- Started the final seven games of rookie season at left guard for the Bills.
- Started 43 of 53 games at Virginia Tech. Originally a defensive end, switched to offensive tackle as a freshman.

PERSONAL

- Born William Wyatt Teller, but goes by Wyatt.
- Married, Carly, during 2021 offseason after proposing on the field at Cleveland Browns Stadium in 2020. The couple had a son, Brooks, in 2022.

- Native of Manassas, Va., and attended Liberty High School.
- Also was on the swim team in high school where his mother was the coach.
- Battled with and overcame ADHD to get to where he is today.
- Earned degree in property management from Virginia Tech.

BEYOND FOOTBALL

- Has honored, empowered and connected with the military community in Northern Ohio. Has supported the Green Beret Foundation, which provides U.S. Army Special Forces soldiers and their families with emergency, immediate and ongoing support.
- Wore cleats in support of the Lindy Infante Foundation for My Cause, My Cleats. The foundation provides increased access to youth sports participation.

TELLER'S CAREER STATISTICS


Year	Team	GP	GS
2018	Buf	8	7
2019	Cle	15	9
2020	Cle	11	11
2021	Cle	17	17
2022	Cle	15	15
2023	Cle	17	16
NFL totals		83	75

PLAYOFFS			
Year	Team	GP	GS
2020	Cle	2	2
2023	Cle	1	1
NFL totals		3	3

CAREER MILESTONES: NFL debut: vs. Chi., 11/4/18. First NFL start: at NYJ, 11/11/18.



35 | CHARLIE THOMAS III



POSITION LINEBACKER | HEIGHT 6-3 | WEIGHT 216 | SCHOOL GEORGIA TECH
 BORN 1/31/2000 | ACQUIRED FA-'24 | EXPERIENCE 1ST

CAREER TRANSACTIONS

Originally signed by the Cleveland Browns as an undrafted free agent on May 12, 2023...Waived by the Browns on Aug. 29, 2023...Signed to the Browns' practice squad on Aug. 30, 2023... Elevated to active roster on Oct. 21, 2023 and reverted to practice squad on Oct. 23, 2023...Elevated to active roster on Dec. 16, 2023 and reverted to practice squad on Dec. 18, 2023... Elevated to active roster on Dec. 23, 2023 and reverted to practice squad on Dec. 25, 2023...Signed by the Browns to the reserves/futures list on Jan. 15, 2024.

KEY NOTES

- Spent the 2023 season on the Browns' practice squad and was activated for three games.
- Made NFL debut at Indianapolis on Oct. 22, 2023.
- During senior season at Georgia Tech, recorded 112 tackles, 10.5 tackles for loss, two sacks, two interceptions, two forced fumbles and two fumble recoveries to be named Third-Team All-ACC.

PERSONAL

- Native of Thomasville, Ga. and attended Thomasville High School.
- Graduated from Georgia Tech in December 2021 with a bachelor's degree in business administration.

BEYOND FOOTBALL

- Supported the Browns' Stay in the Game! Attendance Network in 2023 for the NFL's My Cause, My Cleats campaign.

THOMAS III'S CAREER STATISTICS

Year	Team	GP	GS	TACKLES				INTERCEPTIONS				FUMBLES					
				Tot	Solo	Asst	Sk	Yds	No	Yds	Lg	TD	PD	FF	FR	Yds	
2023	Cle	3	0	0	0	0	0.0	0.0	0	0	-	0	0	0	0	0	0

PLAYOFFS		Year	Team	GP	GS	TACKLES				INTERCEPTIONS				FUMBLES			
						Tot	Solo	Asst	Sk	Yds	No	Yds	Lg	TD	PD	FF	FR
		2023	Cle	0	0	0	0	0	0.0	0.0	0	0	-	0	0	0	0

ADDITIONAL STATISTICS: Special teams tackles - 1 in 2023.


THOMAS III'S GAME-BY-GAME STATISTICS

2023, CLEVELAND																	
Date	Opp	GP	GS	TACKLES				INTERCEPTIONS				FUMBLES					
				Tot	So	As	Sk	Yd	Int	Yd	Lg	TD	PD	FF	FR		
9/10	Cin-W																
9/18	at Pit-L																
9/24	Ten-W																
10/1	Bal-L																
10/15	SF-W																
10/22	at Ind-W	1		0	0	0	0.0	0.0	0	0	-	0	0	0	0	0	
10/29	at Sea-L																
11/5	Ari-W																
11/12	at Bal-W																
11/19	Pit-W																
11/26	at Den-L																
12/3	LAR-L																
12/10	Jax-W																
12/17	Cin-W	1		0	0	0	0.0	0.0	0	0	-	0	0	0	0	0	
12/24	at Hou-W	1		0	0	0	0.0	0.0	0	0	-	0	0	0	0	0	
12/29	NVJ-W																
1/7	at Cin-L																
2023 totals		3	0	0	0	0	0.0	0.0	0	0	-	0	0	0	0	0	
1/13	at Hou-L1	0		0	0	0	0.0	0.0	0	0	-	0	0	0	0	0	

1-AFC Wild Card Round



96 | ISAAH THOMAS



POSITION DEFENSIVE END | HEIGHT 6-5 | WEIGHT 266 | SCHOOL OKLAHOMA
 BORN 12/3/1998 | ACQUIRED D7A-'22 | EXPERIENCE 2ND

CAREER TRANSACTIONS

Originally drafted by the Cleveland Browns in the seventh round (233rd overall) of the 2022 NFL Draft... Waived by the Browns on Aug. 29, 2023... Signed to the Browns' practice squad on Aug. 30, 2023...Signed a reserve/futures contract with the Browns on Jan. 15, 2024.

KEY NOTES

- Played in 10 games as a rookie in 2022, recording nine tackles, one sack, two passes defended and one fumble recovery.
- Recorded first career sack after taking down Joe Burrow against Cincinnati on Oct. 31, 2022.
- Started 22 of 43 games played for the Sooners from 2017-21 with 81 tackles, 18.5 sacks seven pass breakups, four forced fumbles and three fumble recoveries. Led Oklahoma in sacks in 2020 and 2021.

PERSONAL

- Native of Tulsa, Okla. and attended Memorial High School.
- Majored in human relations.
- Named after former Detroit Pistons star Isaiah Thomas.
- Enjoys acting and took multiple acting classes at Oklahoma.
- Partnered with SoonerScoop.com in his redshirt senior season for a reoccurring show called "The Isaiah Thomas Show" on YouTube.

BEYOND FOOTBALL

- Active in the community and his mother says her proudest moments have been watching Isaiah volunteer for community events like reading to children at elementary schools and helping with Fall Festival parties.
- Visited the Tulsa Boys' Home in 2021 to offer them some encouragement and make a \$1,500 donation to help out the residential treatment facility near Sand Springs. The donation was from his NIL earnings.

THOMAS' CAREER STATISTICS

Year	Team	GP	TACKLES					INTERCEPTIONS					FUMBLES				
			GS	Tot	Solo	Asst	Sk	Yds	No	Yds	Lg	TD	PD	FF	FR	Yds	
2022	Cle	10	0	9	4	5	1.0	9.0	0	0	-	2	0	1	0	0	
2023	Cle	0	0	0	0	0	0.0	0.0	0	0	-	0	0	0	0		
NFL totals		10	0	9	4	5	1.0	9.0	0	0	-	2	0	1	0		

Year	Team	GP	TACKLES					INTERCEPTIONS					FUMBLES				
			GS	Tot	Solo	Asst	Sk	Yds	No	Yds	Lg	TD	PD	FF	FR	Yds	
2023	Cle	0	0	0	0	0	0.0	0.0	0	0	-	0	0	0	0		

ADDITIONAL STATISTICS: Career interceptions - None. Sacks - Joe Burrow (1.0). Special teams tackles - None.

SINGLE-GAME HIGHS & CAREER MILESTONES: TACKLES - 4, at Bal, 10/23/22. Solo - 2, at Bal, 10/23/22. INTERCEPTIONS: None. Long: N/A. TDs - N/A. FUMBLES: Forced - None. Recovered - 1, at Bal, 10/23/22. Passes defended: 1, last vs. Cin, 10/31/22. Sacks - 1.0, vs. Cin, 10/31/22. NFL debut: vs. NYJ, 9/18/22. First NFL start: None.


THOMAS' GAME-BY-GAME STATISTICS

2023, CLEVELAND		Date	Opp	GP	TACKLES					INTERCEPTIONS					FUMBLES				
					GS	Tot	So	As	Sk	Yd	Int	Yd	Lg	TD	PD	FF	FR		
		9/10	Cin-W																
		9/18	at Pit-L																
		9/24	Ten-W																
		10/1	Bal-L																
		10/15	SF-W																
		10/22	at Ind-W																
		10/29	at Sea-L																
		11/5	Ari-W																
		11/12	at Bal-W																
		11/19	Pit-W																
		11/26	at Den-L																
		12/3	at LAR-L																
		12/10	Jax-W																
		12/17	Chi-W																
		12/24	at Hou-W																
		12/28	NYJ-W																
		1/7	at Cin-L																
		2023 totals																	
		1/13	at Hou-L1																
		1-AFC Wild Card Round																	

2022, CLEVELAND		Date	Opp	GP	TACKLES					INTERCEPTIONS					FUMBLES				
					GS	Tot	So	As	Sk	Yd	Int	Yd	Lg	TD	PD	FF	FR		
		9/11	at Car-W																
		9/18	NYJ-L	1	0	0	0	0	0.0	0.0	0	0	-	0	0				
		9/22	Pit-W																
		10/2	at Atl-L	1	0	0	0	0	0.0	0.0	0	0	-	0	0				
		10/9	LAC-L	1	0	0	0	0	0.0	0.0	0	0	-	0	0				
		10/16	NE-L	1	0	0	0	0	0.0	0.0	0	0	-	0	0				
		10/23	at Bal-L	1	4	2	2	2	0.0	0.0	0	0	-	0	1				
		10/31	Cin-W	1	3	1	2	1	1.0	9.0	0	0	-	0	1				
		11/13	at Mia-L	1	1	1	0	0	0.0	0.0	0	0	-	0	0				
		11/20	at Buf-L																
		11/27	TB-W	1	0	0	0	0	0.0	0.0	0	0	-	0	0				
		12/4	Hou-W																
		12/11	at Cin-L	1	0	0	0	0	0.0	0.0	0	0	-	0	0				
		12/18	Bal-W																
		12/24	NO-L	1	1	0	1	0	0.0	0.0	0	0	-	0	0				
		1/1	at Was-W																
		1/8	at Pit																
		2022 totals																	
				10	0	9	4	5	1.0	9.0	0	0	-	0	2				



17 | DORIAN THOMPSON-ROBINSON



POSITION QUARTERBACK | HEIGHT 6-2 | WEIGHT 203 | SCHOOL UCLA
 BORN 11/14/1999 | ACQUIRED D5A-23 | EXPERIENCE 2ND

CAREER TRANSACTIONS

Originally selected by the Cleveland Browns in the fifth round (140th overall) of the 2023 NFL Draft.

KEY NOTES

- Started three games as a rookie in 2023. Recorded first win as a starter after a 13-10 victory against Pittsburgh on Nov. 19, 2023. With 1:16 remaining, engineered an 8-play, 43-yard drive to set up the game-winning field goal with two seconds left in regulation. On the game-winning drive, completed his first four passes before recording his only incomplection on a QB spike before the game-winning field goal.
- Played 50 games (40 starts) under center at UCLA from 2018-22 and completed 860 passes for 10,710 yards with 88 scores on 1,359 attempts for a 145.6 rating. Added 471 rushing attempts for 1,826 yards and 28 touchdowns.
- Starter in all 13 games as a senior and finished the season sixth in the nation in completion percentage (.696), setting a school single-season record.
- One of only two FBS QBs to finish the season with at least 27 touchdown passes and 12 rushing touchdowns (Bo Nix, Oregon).
- Completed his career as UCLA's all-time leader in total offense (12,536-only UCLA player to ever record over 12,000 yards), completions (860), total touchdowns (116), touchdown passes (88) and passing yards (10,710).

PERSONAL

- Native of Las Vegas, Nev. and attended Bishop Gorman High School along with Browns WR Cedric Tillman.
- Hobbies include drawing, he drew all of his tattoos.
- Majored in African American Studies.

THOMPSON-ROBINSON'S CAREER STATISTICS

		PASSING												
Year	Team	GP	GS	Att	Cmp	Pct	Yds	Yds/Att	TD	Int	Lg	Sk	Yds Lst	Rating
2023	Cle	8	3	112	60	53.6	440	3.9	1	4	23	6	60	51.2

		RUSHING						
Year	Team	GP	GS	No	Yds	Avg	Lg	TD
2023	Cle	8	3	14	65	4.6	12	0

		PLAYOFFS												
Year	Team	GP	GS	Att	Cmp	Pct	Yds	Yds/Att	TD	Int	Lg	Sk	Yds Lst	Rating
2023	Cle	0	0	0	0	-	0	-	0	0	-	0	0	-

		RUSHING						
Year	Team	GP	GS	No	Yds	Avg	Lg	TD
2023	Cle	0	0	0	0	-	-	0

Career record as starting QB: 1-2 (.333).

THOMPSON-ROBINSON'S GAME-BY-GAME STATISTICS

2023, CLEVELAND															
		PASSING											RUSHING		
Date	Opp	GP	GS	Att	Cmp	Pct	Yds	TD	INT	LG	SK	Rtg	Att	Yds	TD
9/10	Cin-W														
9/18	at Pit-L														
9/24	Ten-W	1		0	0	0	-	0	0	-	0	-	0	0	0
10/1	Bal-L	1	QB	36	19	121	52.8	0	3	16	4	25.3	4	24	0
10/15	SF-W														
10/22	at Ind-W														
10/29	at Sea-L	1		1	1	9	100.0	0	0	9	0	104.2	0	0	0
11/5	Ari-W														
11/12	at Bal-W														
11/19	Pit-W	1	QB	43	24	165	55.8	0	1	18	1	54.9	3	20	0
11/26	at Den-L	1	QB	29	14	134	48.3	1	0	23	0	73.1	5	21	0
12/3	at LAR-L														
12/10	Jax-W	1		0	0	0	-	0	0	-	0	-	1	5	0
12/17	Chi-W	1		1	1	5	100.0	0	0	5	0	87.5	0	0	0
12/24	at Hou-W	1		2	1	6	50.0	0	0	6	1	56.3	1	-5	0
12/28	NYJ-W														
1/7	at Cin-L														
2023 totals		8	3	112	60	440	53.6	1	4	23	6	51.2	14	65	0
1/13	at Hou-L1														
1-AFC Wild Card Round															

COMMUNITY | STAFF | PLAYERS | 2023 SEASON | HISTORY | RECORDS | GAME DAY



1 | JUAN THORNHILL



POSITION SAFETY | HEIGHT 6-0 | WEIGHT 205 | SCHOOL VIRGINIA
 BORN 10/19/1995 | ACQUIRED UFA(K.C.)-'23 | EXPERIENCE 6TH



CAREER TRANSACTIONS

Selected by the Kansas City Chiefs in the second round (63rd overall) of the 2019 NFL Draft...Signed by the Cleveland Browns as an unrestricted free agent on March 15, 2023.

KEY NOTES

- Helped Browns defense lead the NFL in total yards allowed and passing yards allowed in 2023.
- Started 63 of 76 career games, registering 286 tackles, eight interceptions, 21 pass breakups, one sack, one forced fumble and one fumble recovery.
- Played in 10 postseason contests (seven starts), including two Super Bowls, and notched 32 tackles and 10 pass breakups.
- In 2022, had three interceptions, one sack and a career-best 71 tackles.
- Recorded five tackles, including one for a loss, and had a pass defended in the Chiefs' Super Bowl LVIII win over the Philadelphia Eagles.
- Appeared in 46 games (36 starts) for the University of Virginia, tallying 208 tackles, 26 passes defended, 13 interceptions 1.5 sacks and one forced fumble.

PERSONAL

- Native of Altavista, Va. and played safety and quarterback at Altavista High School.

THORNHILL'S CAREER STATISTICS

Year	Team	GP	GS	TACKLES			INTERCEPTIONS			Lg	TD	PD	FUMBLES			
				Tot	Solo	Asst	Yds	No	Yds				FF	FR	Yds	
2019	KC	16	16	57	41	16	0.0	0.0	3	46t	46t	1	5	0	0	0
2020	KC	16	8	41	33	8	0.0	0.0	1	20	20	0	3	0	0	0
2021	KC	17	12	64	43	21	0.0	0.0	1	13	13	0	3	1	1	0
2022	KC	16	16	71	43	28	1.0	8.0	3	0	-	0	9	0	0	0
2023	Cle	11	11	53	41	12	0.0	0.0	0	0	-	0	1	0	0	0
NFL totals		76	63	286	201	85	1.0	8.0	8	79	46t	1	21	1	1	0

PLAYOFFS

Year	Team	GP	GS	TACKLES			INTERCEPTIONS			Lg	TD	PD	FUMBLES			
				Tot	Solo	Asst	Yds	No	Yds				FF	FR	Yds	
2019	KC	0	0	0	0	0	0.0	0.0	0	-	0	0	0	0	0	0
2020	KC	3	0	2	1	1	0.0	0.0	0	0	-	0	5	0	0	0
2021	KC	3	3	14	6	8	0.0	0.0	0	0	-	0	1	0	0	0
2022	KC	3	3	13	8	5	0.0	0.0	0	0	-	0	3	0	0	0
2023	Cle	1	1	3	3	0	0.0	0.0	0	0	-	0	1	0	0	0
NFL totals		10	7	32	18	14	0.0	0.0	0	0	-	0	10	0	0	0

ADDITIONAL STATISTICS: Career interceptions - Deshaun Watson (1), Derek Carr (1), Drew Lock (1), Brian Hoyer (1), Teddy Bridgewater (1), Brock Purdy (1), Geno Smith (1), Jarrett Stidham (1). Sacks - Russell Wilson (1.0). Special teams tackles - 1 in 2019 NFL totals: 1.

SINGLE-GAME HIGHS & CAREER MILESTONES: TACKLES - 11, at SF, 10/23/22. Solo - 8, at SF, 10/23/22. INTERCEPTIONS: 1, 1st at LV, 1/7/23. Long- 46, vs. Dak., 12/1/19. TDs - 1, vs. Oak., 12/1/19. FUMBLES: Forced - 1, vs. Cle., 9/12/21. Recovered - 1, vs. LV, 12/21/21. Passes defended: twice: 2, at Ari., 9/11/22; 2, at SF, 10/23/22. Sacks - 1.0, at Den., 12/11/22. NFL debut: at Jax., 9/8/19. First NFL start: at Jax., 9/8/19.

THORNHILL'S GAME-BY-GAME STATISTICS

2023, CLEVELAND

Date	Opp	GP	GS	TACKLES			INTERCEPTIONS			FUMBLES							
				Tot	So	As	Sk	Yd	Int	Yd	Lg	TD	PD	FF	FR		
9/10	Cin-W																
9/18	at Pit-L	1	S	4	3	1	0.0	0.0	0	0	-	0	0	0	0	0	
9/24	Ten-W	1	S	2	2	0	0.0	0.0	0	0	-	0	0	0	0	0	
10/1	Bal-L	1	S	7	4	3	0.0	0.0	0	0	-	0	0	0	0	0	
10/15	SF-W	1	S	5	3	2	0.0	0.0	0	0	-	0	0	0	0	0	
10/22	at Ind-W	1	S	7	5	2	0.0	0.0	0	0	-	0	0	0	0	0	
10/29	at Sea-L	1	S	7	6	0	0.0	0.0	0	0	-	0	0	0	0	0	
11/5	Ari-W	1	S	2	2	0	0.0	0.0	0	0	-	0	1	0	0	0	
11/12	at Bal-W	1	S	3	2	1	0.0	0.0	0	0	-	0	0	0	0	0	
11/19	Pit-W																
11/26	at Den-L	1	S	6	6	0	0.0	0.0	0	0	-	0	0	0	0	0	
12/3	at LAR-L	1	S	7	5	2	0.0	0.0	0	0	-	0	0	0	0	0	
12/10	Jax-W																
12/17	Chi-W																
12/24	Hou-W																
12/28	NYJ-W	1	S	4	3	1	0.0	0.0	0	0	-	0	0	0	0	0	
1/7	at Cin-L																
2023 totals		11	11	54	41	12	0.0	0.0	0	0	-	0	1	0	0	0	
1/13	at Hou-L1	1	S	3	3	0	0.0	0.0	0	0	-	0	1	0	0	0	

1-AFC Wild Card Round

2022, KANSAS CITY

Date	Opp	GP	GS	TACKLES			INTERCEPTIONS			FUMBLES							
				Tot	So	As	Sk	Yd	Int	Yd	Lg	TD	PD	FF	FR		
9/11	at Ari-W	1	DB	1	1	0	0	0	0	0	0	0	0	2	0	0	
9/15	LAC-W	1	DB	4	3	1	0	0	0	0	0	0	0	0	0	0	
9/25	at Ind-L	1	DB	5	2	3	0	0	0	0	0	0	0	0	0	0	
10/2	at TB-W	1	DB	2	2	0	0	0	0	0	0	0	1	0	0	0	
10/10	LV-W	1	DB	1	0	1	0	0	0	0	0	0	1	0	0	0	
10/16	Buf-L	1	DB	4	2	2	0	0	0	0	0	0	0	0	0	0	
10/23	at SF-W	1	DB	11	8	3	0	0	1	0	0	0	2	0	0	0	
11/6	Ten-W	1	DB	1	1	0	0	0	0	0	0	0	0	0	0	0	
11/13	Jax-W	1	DB	3	2	1	0	0	0	0	0	0	0	0	0	0	
11/20	at LAC-W	1	DB	3	1	2	0	0	0	0	0	0	0	0	0	0	
11/27	LAR-W																
12/4	at Cin-L	1	DB	10	6	4	0	0	0	0	0	0	0	0	0	0	
12/11	at Den-W	1	DB	7	5	2	1	8	0	0	0	0	1	0	0	0	
12/18	at Hou-W	1	DB	1	0	1	0	0	0	0	0	0	0	0	0	0	
12/24	at Sea-L	1	DB	5	3	2	0	0	1	0	0	0	1	0	0	0	
1/1	Den-W	1	DB	6	3	3	0	0	0	0	0	0	0	0	0	0	
1/7	at LV-W	1	DB	7	4	3	0	0	1	0	0	0	0	1	0	0	
2022 totals		16	16	71	43	28	1.0	8.0	3	0	0	0	9	0	0	0	
1/21	Jax-W1	1	1	5	3	2	0	0	0	0	0	0	2	0	0	0	
1/29	Cin-W2	1	1	3	2	1	0	0	0	0	0	0	0	0	0	0	
2/12	Phi-W3	1	1	5	3	2	0	0	0	0	0	0	0	1	0	0	

1-AFC Divisional Round

2-AFC Championship

3-Super Bowl

2021, KANSAS CITY

Date	Opp	GP	GS	TACKLES			INTERCEPTIONS			FUMBLES						
				Tot	So	As	Sk	Yd	Int	Yd	Lg	TD	PD	FF	FR	
9/12	Cle-W	1	DB	7	5	2	0	0	0	0	0	0	1	1	0	0
9/19	Bal-L	1		0	0	0	0	0	0	0	0	0	0	0	0	0
9/26	LAC-L	1		0	0	0	0	0	0	0	0	0	0	0	0	0
10/3	Phi-W	1		3	3	0	0	0	0	0	0	0	0	0	0	0
10/10	Buf-L	1		1	1	0	0	0	0	0	0	0	0	0	0	0
10/17	at Was-W	1	DB	3	3	0	0	0	0	0	0	0	0	0	0	0
10/24	at Ten-L	1	DB	9	7	2	0	0	0	0	0	0	0	0	0	0
11/1	NYG-W	1	DB	3	1	2	0	0	0	0	0	0	0	0	0	0
11/7	GB-W	1	DB	4	2	2	0	0	0	0	0	0	0	0	0	0
11/14	at LV-W	1	DB	4	1	3	0	0	0	0	0	0	0	0	0	0
11/21	Dal-W	1	DB	5	3	2	0	0	0	0	0	0	0	1	0	0
12/5	Den-W	1	DB	6	4	2	0	0	1	13	13	0	1	0	0	0
12/12	LV-W	1	DB	0	0	0	0	0	0	0	0	0	0	0	0	1
12/16	at LAC-W	1		4	4	0	0	0	0	0	0	0	0	0	0	0
12/26	Pit-W	1	DB	7	4	3	0	0	0	0	0	0	0	0	0	0
1/2	at Cin-L	1	DB	3	2	1	0	0	0	0	0	0	0	0	0	0
1/8	at Den-W	1	DB	5	3	2	0	0	0	0	0	0	0	0	0	0
2021 totals		17	12	64												

2020, KANSAS CITY

Date	Opp	GP	TACKLES				INTERCEPTIONS				FUMBLES						
			GS	Tot	So	As	Sk	Yd	Int	Yd	Lg	TD	PD	FF	FR		
9/10	Hou-W	1	DB	1	1	0	0	0	0	0	0	0	0	0	0	0	0
9/20	at LAC-W	1	DB	4	1	3	0	0	0	0	0	0	0	0	0	0	0
9/28	at Bal-W	1	DB	6	5	1	0	0	0	0	0	0	0	0	0	0	0
10/5	NE-W	1	DB	6	6	0	0	0	1	20	20	0	1	0	0	0	0
10/11	LV-L	1	DB	1	1	0	0	0	0	0	0	0	0	0	0	0	0
10/19	at Buf-W	1	DB	0	0	0	0	0	0	0	0	0	1	0	0	0	
10/25	at Den-W	1		2	1	1	0	0	0	0	0	0	0	0	0	0	0
11/1	NYJ-W	1		2	1	1	0	0	0	0	0	0	0	0	0	0	0
11/8	Car-W	1	DB	2	1	1	0	0	0	0	0	0	0	0	0	0	0
11/22	at LV-W	1		1	1	0	0	0	0	0	0	0	0	0	0	0	0
11/29	at TB-W	1		3	3	0	0	0	0	0	0	0	0	0	0	0	0
12/6	Den-W	1		4	4	0	0	0	0	0	0	0	0	0	0	0	0
12/13	at Mia-W	1		3	3	0	0	0	0	0	0	0	0	0	0	0	0
12/20	at NO-W	1		1	1	0	0	0	0	0	0	0	1	0	0	0	0
12/27	Atl-W	1		0	0	0	0	0	0	0	0	0	0	0	0	0	0
1/3	LAC-L	1	DB	5	4	1	0	0	0	0	0	0	0	0	0	0	0
2020 totals		16	8	41	33	8	0	0	1	20	20	0	3	0	0	0	0
1/17	Cle-W1	1		1	0	1	0	0	0	0	0	0	0	1	0	0	0
1/24	Buf-W2	1		0	0	0	0	0	0	0	0	0	0	4	0	0	0
2/7	TB-L3	1		1	1	0	0	0	0	0	0	0	0	0	0	0	0

- 1-AFC Divisional Round
- 2-AFC Championship
- 3-Super Bowl

2019, KANSAS CITY

Date	Opp	GP	TACKLES				INTERCEPTIONS				FUMBLES						
			GS	Tot	So	As	Sk	Yd	Int	Yd	Lg	TD	PD	FF	FR		
9/8	at Jax-W	1	DB	4	2	1	0	0	1	46t	46t	1	1	0	0	0	0
9/15	at Oak-W	1	DB	8	5	3	0	0	0	0	0	0	0	0	0	0	0
9/22	Bal-W	1	DB	3	3	0	0	0	0	0	0	0	0	0	0	0	0
9/29	at Det-W	1	DB	2	2	0	0	0	0	0	0	0	0	0	0	0	0
10/6	Ind-L	1	DB	2	2	0	0	0	0	0	0	0	1	0	0	0	0
10/13	Hou-L	1	DB	3	2	1	0	0	0	0	0	0	0	0	0	0	0
10/17	at Den-W	1	DB	4	4	0	0	0	1	0	0	0	1	0	0	0	0
10/27	GB-L	1	DB	3	2	1	0	0	0	0	0	0	0	0	0	0	0
11/3	Min-W	1	DB	5	3	2	0	0	0	0	0	0	0	0	0	0	0
11/10	at Ten-L	1	DB	4	4	0	0	0	0	0	0	0	0	0	0	0	0
11/18	at LAC-W	1	DB	5	2	3	0	0	0	0	0	0	0	0	0	0	0
12/1	Oak-W	1	DB	3	2	1	0	0	0	0	0	0	1	0	0	0	0
12/8	at NE-W	1	DB	4	3	1	0	0	0	0	0	0	0	0	0	0	0
12/15	Den-W	1	DB	4	2	2	0	0	1	0	0	0	1	0	0	0	0
12/22	at Chi-W	1	DB	3	3	0	0	0	0	0	0	0	0	0	0	0	0
12/29	LAC-W	1	DB	1	0	1	0	0	0	0	0	0	0	0	0	0	0
2019 totals		16	16	58	41	16	0	0	3	46t	46t	1	5	0	0	0	0
1/12	Hou-W1								***reserve-ACL***								
1/19	Ten-W2								***reserve-ACL***								
2/2	SF-W3								***reserve-ACL***								

- 1-AFC Divisional Round
- 2-AFC Championship
- 3-Super Bowl

OTTO GRAHAM UNVEILED AT FIRSTENERGY STADIUM

The Browns unveiled a statue of Otto Graham in front of Cleveland Browns Stadium on Saturday, September 9, 2019 as part of the team’s “Fantennial Weekend” celebration.


“Otto’s leadership, dedication and success has deserved this recognition as a member of the Pro Football Hall of Fame,” Haslam Sports Group Partner, JW Johnson said. “A Browns legend, a member of our ring of honor and now this statue that will join the great Jim Brown here.”

While his accolades earned him the statue, Graham, who died in December 2003 at the age of 82, will be remembered most for the person he was, not the football player.





19 | CEDRIC TILLMAN



POSITION WIDE RECEIVER | HEIGHT 6-3 | WEIGHT 215 | SCHOOL TENNESSEE
BORN 4/19/2000 | ACQUIRED D3A-'23 | EXPERIENCE 2ND

CAREER TRANSACTIONS

Originally selected by the Cleveland Browns in the third round (74th overall) of the 2023 NFL Draft.

KEY NOTES

- Recorded 21 receptions for 224 yards in 14 games (three starts) as a rookie.
- Played five seasons (2018-22) for the Vols and saw action in 44 games with 21 starts. Recorded 109 receptions for 1,622 yards and 17 touchdowns. His 17 receiving touchdowns finished tied for 10th in Vol career annals.
- Produced six 100-yard receiving games, which tied for eighth in UT history.
- Set the school record for consecutive games with a touchdown catch at seven.

PERSONAL

- Native of Las Vegas, Nev. and attended Bishop Gorman High School with Browns QB Dorian Thompson-Robinson.
- Father, Cedric, played wide receiver at Alcorn State and was selected in the 11th round of the 1992 NFL Draft, playing four NFL seasons, including 1992-94 with the Denver Broncos and 1995 with the Jacksonville Jaguars.
- Older brother, Jamir, played wide receiver at Navy from 2013-16 and was the squad's leading receiver.
- Graduated from Tennessee in December in 2021 with a degree in communication studies.

TILLMAN'S CAREER STATISTICS

Year	Team	GP	GS	No	RECEIVING				RUSHING				TD
					Yds	Avg	LG	TD	Att	Yds	Avg	Lg	
2023	Cle	14	3	21	224	10.7	23	0	1	8	8.0	8	0
PLAYOFFS													
Year	Team	GP	GS	No	RECEIVING				RUSHING				TD
					Yds	Avg	LG	TD	Att	Yds	Avg	Lg	
2023	Cle	0	0	0	0	-	-	0	0	0	-	-	0

TILLMAN'S GAME-BY-GAME STATISTICS

2023, CLEVELAND													
Date		Opp	GP	GS	No	Yds	Avg	Lg	TD				
9/10		Cin-W	1		0	0	-	-	0				
9/18	at	Pit-L	1		0	0	-	-	0				
9/24		Ten-W	1		0	0	-	-	0				
10/1		Bal-L	1		1	5	5.0	5	0				
10/15		SF-W			***inactive-hip***								
10/22	at	Ind-W			***inactive***								
10/29	at	Sea-L			***inactive***								
11/5		Ari-W	1		1	3	3.0	3	0				
11/12	at	Bal-W	1		0	0	-	-	0				
11/19		Pit-W	1	WR	1	2	2.0	2	0				
11/26	at	Den-L	1	WR	4	55	13.8	23	0				
12/3	at	LAR-L	1		2	20	10.0	13	0				
12/10		Jax-W	1		2	23	11.5	14	0				
12/17		Chi-W	1		4	52	13.0	19	0				
12/24	at	Hou-W	1		2	13	6.5	7	0				
12/28		NVJ-W	1	WR	1	8	8.0	8	0				
1/7	at	Cin-L	1		3	43	14.3	18	0				
2023 totals			14	3	21	224	10.7	23	0				
1/13	at	Hou-L1			***inactive-concussion***								
1-AFC Wild Card Round													



94 | DALVIN TOMLINSON



POSITION DEFENSIVE TACKLE | HEIGHT 6-3 | WEIGHT 325 | SCHOOL ALABAMA
BORN 2/18/1994 | ACQUIRED UFA (MIN.)-'23 | EXPERIENCE 8TH



CAREER TRANSACTIONS

Selected by the New York Giants in the second round (55th overall) of the 2017 NFL Draft...Signed as an unrestricted free agent by the Minnesota Vikings on March 17, 2021...Signed by the Cleveland Browns as an unrestricted free agent on March 15, 2023.

AWARDS/HONORS

- 2020 Giants Walter Payton Man of the Year.
- Named to the 2017 PFWA All-Rookie Team.
- Named NPLA Community MVP for Week 9 in 2022.

KEY NOTES

- Helped Browns defense lead the NFL in total yards allowed and passing yards allowed in 2023.
- Appeared in 100th career game and start at Seattle on Oct. 29, 2023.
- Recorded career-high 2.5 sacks vs. Arizona on Nov. 5, 2023.
- Recorded a career-high 10 tackles at Detroit on Dec. 11, 2022.
- Started all 16 games and was named a team captain for the first time in his career as a Giant in 2020.
- Played in 45 games with 15 starts at Alabama from 2013-16, helping team to national title in 2015 with a win over Clemson in the title game. As a senior in 2016, lost in national championship game to Clemson two years after falling in national semifinal game to Ohio State in 2014.

PERSONAL

- Native of McDonough, Ga. And attended Henry Country High School.
- A talented musician who plays piano, trumpet and the drums and is an artist who excels at pencil drawing.

BEYOND FOOTBALL

- Was the Giants 2020 Walter Payton Man of the Year nominee and 2019 nominee for the NFL's Anything but Ordinary Player of the Year award.
- Kicked off Crucial Catch Month by visiting the American Cancer Society's Hope Lodge in New York, where families stay free of charge while receiving cancer treatments.

- During Salute to Service month, played video games with veterans through the Wounded Warrior Project as well as led the veterans on a tour of the Vikings' facility.
- Joined several teammates and the Newark Bronze Shields, the African-American police officers association within the Newark Police Department, to host a discussion with high school student-athletes about the importance of academics, selecting college majors, academic demands of a college athlete, sports-related occupations and life after sports.
- Attended the Fuel Up to Play 60 Summit in Cleveland, Ohio, and encouraged nearly 300 student leaders from around the country about nutrition and physical fitness.

TOMLINSON'S CAREER STATISTICS

Year	Team	GP	GS	TACKLES					INTERCEPTIONS					FUMBLES				
				Tot	Solo	Asst	Sk	Yds	No	Yds	Lg	TD	PD	FF	FR	Yds		
2017	NVG	16	16	50	30	20	1.0	9.0	0	0	-	0	1	0	0	0	0	
2018	NVG	16	16	59	29	31	0.0	0.0	0	0	-	0	0	0	0	0	0	
2019	NVG	16	16	49	23	26	3.5	24.5	0	0	-	0	0	1	0	0	0	
2020	NVG	16	16	49	25	24	3.5	34.5	0	0	-	0	4	0	0	0	0	
2021	Min	16	16	39	17	22	2.5	11.0	0	0	-	0	2	0	1	0	0	
2022	Min	13	13	42	20	22	2.5	21.0	0	0	-	0	0	1	1	0	0	
2023	Cle	16	16	28	12	16	3.0	12.0	0	0	-	0	0	0	0	0	0	
NFL totals		109	109	316	155	161	16.0	112.0	0	0	-	0	7	2	2	0	0	

Year	Team	GP	GS	TACKLES					INTERCEPTIONS					FUMBLES				
				Tot	Solo	Asst	Sk	Yds	No	Yds	Lg	TD	PD	FF	FR	Yds		
2022	Min	1	1	4	3	1	0.0	0.0	0	0	-	0	0	0	0	0	0	0
2023	Cle	1	1	3	1	2	0.0	0.0	0	0	-	0	0	0	0	0	0	0
NFL totals		2	2	7	4	3	0.0	0.0	0	0	-	0	0	0	0	0	0	0

ADDITIONAL STATISTICS: Multiple-sack games - None. Career sacks - Kirk Cousins (1.0), Sam Darnold (1.5), Andy Dalton (4.0), Ryan Fitzgerald (1.0), Dwayne Haskins (0.5), Jalen Hurts (0.5), Baker Mayfield (1.0), Tyler Murray (1.0), Aaron Rodgers (1.0) Alex Smith (0.5), Matthew Stafford (1.0), Clayton Tune (2.5), Lamar Jackson (0.5). Interceptions - None.

SINGLE-GAME HIGHS & CAREER MILESTONES: TACKLES - 10, at Det., 12/11/22. INTERCEPTIONS: None. Yards - None. Long - None. TDs - None. FUMBLES: Forc'd - 1, twice: at Phil., 12/9/19; at NO, 10/2/22 Recovered - 1, twice: at Car., 10/17/21; vs. GB, 9/11/22. Passes defended: 1, seven times: vs. Was., 12/31/17; at Chi., 9/20/20; at LAC, 10/4/20; at Phil., 10/22/20; at Was., 11/8/20; at LAC, 11/14/21; vs. LAC, 12/26/21. Sacks - 2.5, vs. Ari., 11/5/23. NFL debut: at Dal., 9/10/17. First NFL start: at Dal., 9/10/17. First NFL sack: at Was., 11/23/17. First NFL interception: None. Last NFL interception: None.

TOMLINSON'S GAME-BY-GAME STATISTICS

2023, CLEVELAND		Opp	GP	GS	TACKLES					INTERCEPTIONS					FUMBLES				
Date					Tot	So	As	Sk	Yd	Int	Yd	Lg	TD	PD	FF	FR	Yds		
9/10		Cin-W	1	DT	1	0	1	0.0	0.0	0	0	-	0	0	0	0	0		
9/18	at	Pit-L	1	DT	0	0	0	0.0	0.0	0	0	-	0	0	0	0	0		
9/24		Ten-W	1	DT	1	0	1	0.0	0.0	0	0	-	0	0	0	0	0		
10/1		Bal-L	1	DT	3	1	2	0.5	2.5	0	0	-	0	0	0	0	0		
10/15		SF-W	1	DT	1	1	0	0.0	0.0	0	0	-	0	0	0	0	0		
10/22	at	Ind-W	1	DT	4	1	3	0.0	0.0	0	0	-	0	0	0	0	0		
10/29	at	Sea-L	1	DT	0	0	0	0.0	0.0	0	0	-	0	0	0	0	0		
11/5		Ari-W	1	DT	4	2	2	2.5	9.5	0	0	-	0	0	0	0	0		
11/12	at	Bal-W	1	DT	1	0	1	0.0	0.0	0	0	-	0	0	0	0	0		
11/19		Pit-W	1	DT	2	0	2	0.0	0.0	0	0	-	0	0	0	0	0		
11/26	at	Den-L	1	DT	1	1	0	0.0	0.0	0	0	-	0	0	0	0	0		
12/3	at	LAR-L	1	DT	2	1	1	0.0	0.0	0	0	-	0	0	0	0	0		
12/10		Jax-W	1	DT	1	0	1	0.0	0.0	0	0	-	0	0	0	0	0		
12/17		Chi-W	1	DT	6	4	2	0.0	0.0	0	0	-	0	0	0	0	0		
12/24	at	Hou-W	1	DT	1	1	0	0.0	0.0	0	0	-	0	0	0	0	0		
12/28		NYJ-W	1	DT	0	0	0	0.0	0.0	0	0	-	0	0	0	0	0		
1/7	at	Cin-L																	
2023 totals			16	16	28	12	16	3.0	12.0	0	0	-	0	0	0	0	0		
1/13	at	Hou-L1	1	DT	3	1	2	0.0	0.0	0	0	-	0	0	0	0	0		

L-AFC Wild Card Round

TOMLINSON CONTINUED

2022, MINNESOTA

Date	Opp	GP	TACKLES				INTERCEPTIONS				FUMBLES					
			GS	Tot	So	As	Sk	Yd	Int	Yd	Lg	TD	PD	FF	FR	
9/11	GB-W	1	DT	1	0	1	0	0	0	0	0	-	0	0	0	1
9/19	at Phi-L	1	DT	7	3	4	0.5	0	0	0	-	0	0	0	0	0
9/25	Det-W	1	DT	4	1	3	0	0	0	0	-	0	0	0	0	0
10/2	at NO-W	1	DT	4	1	3	1.0	5	0	0	-	0	0	1	0	0
10/9	Chi-W	1	DT	1	0	1	0	0	0	0	-	0	0	0	0	0
10/16	at Mia-W	1	DT	1	0	1	0	0	0	0	-	0	0	0	0	0
10/30	At-W	1	DT	2	1	1	0	0	0	0	-	0	0	0	0	0
11/6	at Was-W															
11/13	at Buf-W															
11/20	Da-L															
12/4	NE-W	1	DT	2	2	0	0	0	0	0	-	0	0	0	0	0
12/11	NY-W	1	DT	10	8	2	0	0	0	0	-	0	0	0	0	0
12/17	at Det-L	1	DT	4	1	3	0	0	0	0	-	0	0	0	0	0
12/24	Ind-W	1	DT	2	1	1	0	0	0	0	-	0	0	0	0	0
1/1	NYG-W	1	DT	4	2	2	1.0	16	0	0	-	0	0	0	0	0
1/8	at Chi-W	1	DT	0	0	0	0	0	0	0	-	0	0	0	0	0
2022 totals		13	13	42	20	22	2.5	21.0	0	0	-	0	0	1	1	0
1/15	NYG-L1	1	DT	4	3	1	0	0	0	0	-	0	0	0	0	0

1- NFC Wild Card Round

2021, MINNESOTA

Date	Opp	GP	TACKLES				INTERCEPTIONS				FUMBLES					
			GS	Tot	So	As	Sk	Yd	Int	Yd	Lg	TD	PD	FF	FR	
9/12	at Cin-L	1	DT	4	2	2	0	0	0	0	-	0	0	0	0	0
9/19	at Ari-L	1	DT	1	0	1	0	0	0	0	-	0	0	0	0	0
9/26	Sea-W	1	DT	2	2	0	0	0	0	0	-	0	0	0	0	0
10/3	Cle-L	1	DT	3	2	1	1.0	0	0	0	-	0	0	0	0	0
10/10	Det-W	1	DT	1	0	1	0	0	0	0	-	0	0	0	0	0
10/17	at Car-W	1	DT	4	0	4	0.5	2	0	0	-	0	0	0	1	0
10/31	Da-L	1	DT	3	1	2	0	0	0	0	-	0	0	0	0	0
11/7	at Bal-L	1	DT	3	0	3	0	0	0	0	-	0	0	0	0	0
11/14	at LAC-W	1	DT	2	0	2	0	0	0	0	-	0	1	0	0	0
11/21	GB-W	1	DT	3	0	3	0	0	0	0	-	0	0	0	0	0
12/5	at Det-L	1	DT	1	1	0	0	0	0	0	-	0	0	0	0	0
12/9	Phi-W	1	DT	2	1	1	0	0	0	0	-	0	0	0	0	0
12/20	at Chi-W	1	DT	0	0	0	0	0	0	0	-	0	0	0	0	0
12/26	LAC-L	1	DT	3	3	0	0	0	0	0	-	0	1	0	0	0
1/2	at GB-L	1	DT	1	1	0	0	0	0	0	-	0	0	0	0	0
1/9	Chi-W	1	DT	6	4	2	1.0	9	0	0	-	0	0	0	0	0
2021 totals		16	16	39	17	22	2.5	11	0	0	-	0	2	0	1	0

2020, NEW YORK GIANTS

Date	Opp	GP	TACKLES				INTERCEPTIONS				FUMBLES					
			GS	Tot	So	As	Sk	Yd	Int	Yd	Lg	TD	PD	FF	FR	
9/14	Phi-L	1	DT	1	1	0	0	0	0	0	-	0	0	0	0	0
9/20	at Chi-L	1	DT	5	3	2	0	0	0	0	-	0	1	0	0	0
9/27	SF-L	1	DT	5	3	2	0	0	0	0	-	0	0	0	0	0
10/4	at LAC-L	1	DT	2	1	1	0	0	0	0	-	0	1	0	0	0
10/11	at Da-L	1	DT	6	4	2	1.0	5	0	0	-	0	0	0	0	0
10/18	Was-W	1	DT	8	1	7	0	0	0	0	-	0	0	0	0	0
10/22	at Phi-L	1	DT	3	3	0	0	0	0	0	-	0	1	0	0	0
11/2	TB-L	1	DT	3	2	1	0	0	0	0	-	0	0	0	0	0
11/8	at Was-W	1	DT	1	0	1	0.5	7.5	0	0	-	0	1	0	0	0
11/15	Phi-W	1	DT	1	0	1	0	0	0	0	-	0	0	0	0	0
11/29	at Cin-W	1	DT	1	0	1	0	0	0	0	-	0	0	0	0	0
12/6	at Sea-W	1	DT	1	0	1	0	0	0	0	-	0	0	0	0	0
12/13	Ari-L	1	DT	3	2	1	1.0	13	0	0	-	0	0	0	0	0
12/20	Cle-L	1	DT	3	0	3	0	0	0	0	-	0	0	0	0	0
12/27	at Bal-L	1	DT	4	3	1	0	0	0	0	-	0	0	0	0	0
1/3	Da-L	1	DT	2	2	0	1.0	9	0	0	-	0	0	0	0	0
2020 totals		16	16	49	25	24	3.5	34.5	0	0	-	0	4	0	0	0

2019, NEW YORK GIANTS

Date	Opp	GP	TACKLES				INTERCEPTIONS				FUMBLES					
			GS	Tot	So	As	Sk	Yd	Int	Yd	Lg	TD	PD	FF	FR	
9/8	at Da-L	1	DT	2	1	1	0	0	0	0	-	0	0	0	0	0
9/15	Buf-L	1	DT	3	1	2	0	0	0	0	-	0	0	0	0	0
9/22	at TB-W	1	DT	1	0	1	0	0	0	0	-	0	0	0	0	0
9/29	Was-W	1	DT	2	0	2	0.5	5.5	0	0	-	0	0	0	0	0
10/6	Min-L	1	DT	0	0	0	0	0	0	0	-	0	0	0	0	0
10/10	at NE-L	1	DT	7	6	1	0	0	0	0	-	0	0	0	0	0
10/20	Ari-L	1	DT	2	1	1	0	0	0	0	-	0	0	0	0	0
10/27	at Det-L	1	DT	3	3	0	1	9	0	0	-	0	0	0	0	0
11/4	Da-L	1	DT	2	0	2	0	0	0	0	-	0	0	0	0	0
11/10	at NYJ-L	1	DT	9	2	7	1	5	0	0	-	0	0	0	0	0
11/24	at Chi-L	1	DT	3	3	0	0	0	0	0	-	0	0	0	0	0
12/1	GB-L	1	DT	3	2	1	0	0	0	0	-	0	0	0	0	0
12/9	at Phi-L	1	DT	5	1	4	0	0	0	0	-	0	0	1	0	0
12/15	Mia-W	1	DT	3	1	2	1	5	0	0	-	0	0	0	0	0
12/22	at Was-W	1	DT	2	2	0	0	0	0	0	-	0	0	0	0	0
12/29	Phi-L	1	DT	2	0	2	0	0	0	0	-	0	0	0	0	0
2019 totals		16	16	49	23	26	3.5	24.5	0	0	-	0	0	1	0	0

2018, NEW YORK GIANTS

Date	Opp	GP	TACKLES				INTERCEPTIONS				FUMBLES					
			GS	Tot	So	As	Sk	Yd	Int	Yd	Lg	TD	PD	FF	FR	
9/9	Jax-L	1	DT	5	3	2	0	0	0	0	-	0	0	0	0	0
9/16	at Da-L	1	DT	2	1	1	0	0	0	0	-	0	0	0	0	0
9/23	at Hou-W	1	DT	4	0	4	0	0	0	0	-	0	0	0	0	0
9/30	NO-L	1	DT	2	1	1	0	0	0	0	-	0	0	0	0	0
10/7	at Car-L	1	DT	3	1	2	0	0	0	0	-	0	0	0	0	0
10/11	Phi-L	1	DT	1	1	0	0	0	0	0	-	0	0	0	0	0
10/22	at Atl-L	1	DT	4	3	1	0	0	0	0	-	0	0	0	0	0
10/28	Was-L	1	DT	3	1	2	0	0	0	0	-	0	0	0	0	0
11/12	at SF-W	1	DT	4	1	3	0	0	0	0	-	0	0	0	0	0
11/18	TB-W	1	DT	6	2	4	0	0	0	0	-	0	0	0	0	0
11/25	at Phi-L	1	DT	4	4	0	0	0	0	0	-	0	0	0	0	0
12/2	Chi-W	1	DT	7	4	3	0	0	0	0	-	0	0	0	0	0
12/9	at Was-W	1	DT	2	0	2	0	0	0	0	-	0	0	0	0	0
12/16	Ten-L	1	DT	4	1	3	0	0	0	0	-	0	0	0	0	0
12/23	at Ind-L	1	DT	4	2	2	0	0	0	0	-	0	0	0	0	0
12/30	Da-L	1	DT	4	3	1	0	0	0	0	-	0	0	0	0	0
2018 totals		16	16	59	28	31	0	0	0	0	-	0	0	0	0	0

2017, NEW YORK GIANTS

Date	Opp	GP	TACKLES				INTERCEPTIONS				FUMBLES					
			GS	Tot	So	As	Sk	Yd	Int	Yd	Lg	TD	PD	FF	FR	
9/10	at Da-L	1	DT	4	1	3	0	0	0	0	-	0	0	0	0	0
9/18	Det-L	1	DT	4	2	2	0	0	0	0	-	0	0	0	0	0
9/24	at Phi-L	1	DT	3	2	1	0	0	0	0	-	0	0	0	0	0
10/1	at TB-L	1	DT	3	2	1	0	0	0	0	-	0	0	0	0	0
10/8	LAC-L	1	DT	2	0	2	0	0	0	0	-	0	0	0	0	0
10/15	at Den-W	1	DT	1	1	0	0	0	0	0	-	0	0	0	0	0
10/22	Sea-L	1	DT	1	1	0	0	0	0	0	-	0	0	0	0	0
11/5	LAC-L	1	DT	4	3	1	0	0	0	0	-	0	0	0	0	0
11/12	at SF-L	1	DT	0	0	0	0	0	0	0	-	0	0	0	0	0
11/19	KC-W	1	DT	6	3	3	0	0	0	0	-	0	0	0	0	0
11/23	at Was-L	1	DT	2	1											



21 | DENZEL WARD



POSITION CORNERBACK | HEIGHT 5-11 | WEIGHT 190 | SCHOOL OHIO STATE
BORN 4/28/1997 | ACQUIRED D1B-18 | EXPERIENCE 7TH



CAREER TRANSACTIONS

Selected by the Cleveland Browns in the first round (4th overall) of the 2018 NFL Draft.

AWARDS/HONORS

- Three-time Pro Bowler (2018, 2021 and 2023).
- 2021 Browns Walter Payton NFL Man of the Year.
- Named AFC Special Teams Player of the Week for Week 5 in 2018.
- Two-time Pepsi NFL Rookie of the Week (Week 1, Week 5) in 2018.

KEY NOTES

- Signed five-year extension in 2022 which runs through the 2027 season.
- Since entering the league in 2018, ranks tied for second in the NFL with 76 passes defended.
- Became the first player since 1999 to have at least 10 passes defended and two interceptions in each of his first six seasons (passes defended did not become an official statistic until 1999).
- Recorded a 99-yard interception return for a touchdown at Cincinnati on Nov. 7, 2021. The play was the longest interception return in the NFL since 2018 and the second-longest in Browns history.
- Registered four career defensive touchdowns (two interception returns and two fumble returns).
- Helped Browns defense lead the NFL in total yards allowed and passing yards allowed in 2023.
- Only player in the NFL with two fumble return touchdowns in 2022. Tied for Browns lead with 15 passes defended in 2022.
- Led team with 10 passes defended and tied for team lead with three interceptions in 2021.
- Became the sixth Browns rookie to be named to the Pro Bowl and first since Joe Thomas in 2007.
- Tied for second in the NFL with a career-high 18 passes defended in 12 games in 2020.
- Set career high with four passes defended, including an interception against Philadelphia on Nov. 22, 2020.
- Recorded first career touchdown following a 61-yard interception return for a score against Cincinnati on Dec. 8, 2019.
- Finished tied for second among all NFL rookies with three interceptions in 2018.

- Became fourth-youngest player in NFL history with two interceptions in a game after recording two during his NFL debut in Week 1 in 2018.
- Joined Clarence Scott (Sept. 19, 1971) as only Browns rookies to record two INTs in NFL debut.
- Played high school (Nardonía), college (Ohio State) and professional (Browns) football all in the state of Ohio.

PERSONAL

- Native of Macedonia, Ohio and attended Nardonía High School. Helped lead the school to a 14-1 record and the Division II state championship game in 2014.
- Qualified for state multiple times in track and field as part of Nardonía's 4x400-meter relay and as a long jumper.
- Majored in sports industry at Ohio State.
- Likes fixing houses and would be in real estate if he wasn't playing football.

BEYOND FOOTBALL

- Created the "Make Them Know Your Name" Foundation focused on heart health education, prevention, and treatment. Ward's father, Paul G. Ward Jr., passed away due to cardiac arrest that ultimately could have been prevented with earlier detection and intervention. "Make Them Know Your Name" is a mantra for Ward both on and off the field, inspired by his father.
- Started a scholarship foundation in his late father's name, for students in Bedford, Ohio. Paul was a long-time principal in the Bedford City School District.
- Has raised awareness for heart health through My Cause, My Cleats.
- Ward and the Make Them Know Your Name foundation covered monthly expenses for 21 people who struggled to sustain small businesses or employment in 2020 when the COVID-19 pandemic shut down the country. The people he helped ranged from a video production company owner, a theatre owner, family-run pizza shop owners and more. His donations last spring carried a significant impact on several businesses and people who could still keep their doors open today.

- Through foundation in 2022, made \$150,000 donation supporting University Hospitals (UH) Harrington Heart & Vascular Institute. They will launch a community education initiative surrounding heart health.
- Hosted Coat Drives annually during the past three winters, giving away more than 1,000 coats for students at East Prep Village Prep Willard School, Marion C. Seltzer Elementary and Garfield Elementary School.
- Has been volunteering at shelters and food banks during Thanksgiving since he was a young child, including at the Greater Cleveland Food Bank.

WARD'S CAREER STATISTICS

Year	Team	GP	TACKLES					INTERCEPTIONS				FUMBLES				
			GS	Tot	Solo	Asst	Sk	Yds	No	Yds	Lg	TD	PD	FF	FR	Yds
2018	Cle	13	12	53	41	12	0.0	0.0	3	26	26	0	11	1	2	0
2019	Cle	12	12	44	38	6	0.0	0.0	2	61	61	1	11	0	1	0
2020	Cle	12	12	46	38	8	0.0	0.0	2	0	-	0	18	1	0	0
2021	Cle	15	15	43	34	9	0.5	2.0	3	103	99t	1	10	0	0	0
2022	Cle	14	14	53	42	11	0.0	0.0	3	0	-	0	15	0	2	4
2023	Cle	13	11	34	30	4	0.0	0.0	2	20	20	0	11	1	0	0
NFL totals		79	76	273	223	50	0.5	2.0	15	210	99t	2	76	3	5	4

Year	Team	GP	TACKLES					INTERCEPTIONS				FUMBLES				
			GS	Solo	Asst	Sk	Yds	No	Yds	Lg	TD	PD	FF	FR	Yds	
2020	Cle	1	1	3	3	0	0.0	0.0	0	0	-	0	0	0	0	0
2023	Cle	1	1	0	0	0	0.0	0.0	0	0	-	0	0	0	0	0
NFL totals		2	2	3	3	0	0.0	0.0	0	0	-	0	0	0	0	0

ADDITIONAL STATISTICS: Multiple-INT games - 1, (vs. Pit. in NFL debut, 9/9/18) Career interceptions - Andy Dalton (2), Ben Roethlisberger (2), Carson Wentz (2), Tim Boyle (1), Joe Burrow (1), Joe Flacco (1), Tyler Huntley (1), Lamar Jackson (1), Marcus Mariota (1), Dak Prescott (1), Clayton Tune (1.0). Career sacks - Kirk Cousins (0.5). Special teams tackles - None. Blocked FG - 2: 1, vs. Bal, 10/7/19; 1 at NE, 10/27/19. Fumble-return TDs - 2, 0 yards, vs. Pit., 9/22/22; 4 yards at Hou, 12/4/22.

SINGLE-GAME HIGHS & CAREER MILESTONES: Tackles - 10, vs. LAC, 10/9/22. Solo - 9, vs. LAC, 10/9/22. INTERCEPTIONS: 2, vs. Pit., 9/9/18. Long: 99t, at Cin., 11/7/21. TDs: 1, twice: vs. Cin., 12/8/19; at Cin., 11/7/21. Sacks: 0.5, at Min., 10/3/21. Fumbles: Forced - 1, twice: vs. NYJ, 9/20/18; vs. LV, 11/1/20. Recovered - 1, five times; last: at Hou., 12/4/22 (returned for 4-yard TD). Passes defended: 4, vs. Phil, 11/22/20. NFL debut: at Pit, 9/9/18. First NFL start: at Pit, 9/9/18.

WARD'S GAME-BY-GAME STATISTICS

2023, CLEVELAND

Date	Opp	GP	TACKLES					INTERCEPTIONS				FUMBLES				
			GS	Tot	So	As	Sk	Yd	Int	Yd	Lg	TD	PD	FF	FR	
9/10	Cin-W	1	CB	4	3	1	0.0	0.0	0	0	-	0	1	0	0	
9/18	at Pit-L	1	CB	5	5	0	0.0	0.0	0	0	-	0	2	1	0	
9/24	Ten-W	1	CB	4	3	1	0.0	0.0	0	0	-	0	2	0	0	
10/1	Bal-L	1	CB	0	0	0	0.0	0.0	0	0	-	0	0	0	0	
10/15	SF-W	1	CB	1	0	1	0.0	0.0	0	0	-	0	0	0	0	
10/22	at Ind-W	1	CB	4	4	0	0.0	0.0	1	20	20	0	1	0	0	
10/29	at Sea-L	1	CB	4	4	0	0.0	0.0	0	0	-	0	1	0	0	
11/5	Ari-W	1	CB	3	2	1	0.0	0.0	1	0	0	0	2	0	0	
11/12	at Bal-W	1	CB	0	0	0	0.0	0.0	0	0	-	0	0	0	0	
11/19	Pit-W	1	CB	3	3	0	0.0	0.0	0	0	-	0	1	0	0	
11/26	at Den-L															
12/3	at LAR-L															
12/10	Jax-W															
12/17	Chi-W	1		0	0	0	0.0	0.0	0	0	-	0	0	0	0	
12/24	Hou-W	1		1	1	0	0.0	0.0	0	0	-	0	1	0	0	
12/28	NYJ-W	1	CB	4	4	0	0.0	0.0	0	0	-	0	0	0	0	
1/7	at Cin-L															
2023 totals		13	11	34	30	4	0.0	0.0	2	20	20	0	11	1	0	

1-AFC Wild Card Round

1/13	at Hou-L1	1	CB	0	0	0	0.0	0.0	0	0	-	0	0	0	0
------	-----------	---	----	---	---	---	-----	-----	---	---	---	---	---	---	---

2022, CLEVELAND

Date	Opp	GP	TACKLES					INTERCEPTIONS				FUMBLES				
			GS	Tot	So	As	Sk	Yd	Int	Yd	Lg	TD	PD	FF	FR	
9/11	at Car-W	1	CB	1	0	1	0.0	0.0	0	0	-	0	1	0	0	
9/18	NYJ-L	1	CB	2	2	0	0.0	0.0	0	0	-	0	0	0	0	
9/22	Pit-W	1	CB	5	5	0	0.0	0.0	0	0	-	0	2	0	1	
10/2	at Atl-L	1	CB	2	2	0	0.0	0.0	1	0	0	0	2	0	0	
10/9	LAC-L	1	CB	11	9	2	0.0	0.0	0	0	-	0	1	0	0	
10/16	NE-L															
10/23	at Bal-L															
10/31	Cin-W															
11/13	at Mia-L	1	CB	8	6	2	0.0	0.0	0	0	-	0	1	0	0	
11/20	at Buf-L	1	CB	3	2	1	0.0	0.0	0	0	-	0	0	0	0	
11/27	TB-W	1	CB	6	5	1	0.0	0.0	0	0	-	0	0	0	0	
12/4	at Hou-W	1	CB	6	3	3	0.0	0.0	0	0	-	0	1	0	1	
12/11	at Cin-L	1	CB	3	3	0	0.0	0.0	0	0	-	0	2	0	0	
12/18	Bal-W	1	CB	3	2	1	0.0	0.0	1	0	0	0	2	0	0	
12/24	NO-L	1	CB	1	1	0	0.0	0.0	0	0	-	0	1	0	0	
1/1	at Was-W	1	CB	1	1	0	0.0	0.0	1	0	0	0	1	0	0	
1/8	at Pit-L	1	CB	1	1	0	0.0	0.0	0	0	-	0	1	0	0	
2022 totals		14	14	53	42	11	0.0	0.0	3	0	0	0	15	0	2	

2021, CLEVELAND

Date	Opp	GP	TACKLES					INTERCEPTIONS				FUMBLES				
			GS	Tot	So	As	Sk	Yd	Int	Yd	Lg	TD	PD	FF	FR	
9/12	at KC-L	1	CB	6	4	2	0.0	0.0	0	0	-	0	1	0	0	
9/19	Hou-W	1	CB	4	4	0	0.0	0.0	0	0	-	0	0	0	0	
9/26	Chi-W	1	CB	3	3	0	0.0	0.0	0	0	-	0	1	0	0	
10/3	at Min-W	1	CB	4	2	2	0.5	2.0	0	0	-	0	1	0	0	
10/10	at LAC-L	1	CB	1	1	0	0.0	0.0	0	0	-	0	0	0	0	
10/17	Ari-L	1	CB	4	3	1	0.0	0.0	0	0	-	0	0	0	0	
10/21	Den-W	1	CB	2	0	2	0.0	0.0	0	0	-	0	0	0	0	
10/31	Pit-L															
11/7	at Cin-W	1	CB	2	2	0	0.0	0.0	1	99	99t	0	3	0	0	
11/14	at NE-L	1	CB	2	2	0	0.0	0.0	0	0	-	0	0	0	0	
11/21	Det-W	1	CB	0	0	0	0.0	0.0	1	0	0	0	1	0	0	
11/28	at Bal-L	1	CB	1	1	0	0.0	0.0	1	4	4	0	1	0	0	
12/12	Bal-W	1	CB	4	4	0	0.0	0.0	0	0	-	0	0	0	0	
12/20	LV-L	1	CB	3	3	0	0.0	0.0	0	0	-	0	0	0	0	
12/25	at GB-L	1	CB	4	2	2	0.0	0.0	0	0	-	0	2	0	0	
1/3	at Pit-L	1	CB	3	3	0	0.0	0.0	0	0	-	0	0	0	0	
1/9	Cin-W															
2021 totals		15	15	43	34	9	0.5	2.0	3	103	99t	0	10	0	0	

2020, CLEVELAND

Date	Opp	GP	TACKLES					INTERCEPTIONS					FUMBLES				
			GS	Tot	So	As	Sk	Yd	Int	Yd	Lg	TD	PD	FF	FR		
9/13	at Bal-L	1	CB	3	3	0	0.0	0.0	0	0	-	0	0	0	0		
9/17	Cin-W	1	CB	3	2	1	0.0	0.0	0	0	-	0	3	0	0		
9/27	Was-W	1	CB	2	1	1	0.0	0.0	0	0	-	0	1	0	0		
10/4	at Dal-W	1	CB	4	4	0	0.0	0.0	1	0	0	0	2	0	0		
10/11	Ind-W	1	CB	5	4	1	0.0	0.0	0	0	-	0	1	0	0		
10/18	at Pit-L	1	CB	3	1	2	0.0	0.0	0	0	-	0	1	0	0		
10/25	at Cin-W	1	CB	6	5	1	0.0	0.0	0	0	-	0	3	0	0		
11/1	LV-L	1	CB	4	4	0	0.0	0.0	0	0	-	0	0	1	0		
11/15	Hou-W	1	CB	5	5	0	0.0	0.0	0	0	-	0	0	0	0		
11/22	Phi-W	1	CB	3	3	0	0.0	0.0	1	0	0	0	4	0	0		
11/29	at Jax-W																
12/6	at Ten-W																
12/14	Bal-L																
12/20	at NYG-W	1	CB	6	4	2	0.0	0.0	0	0	-	0	1	0	0		
12/27	at NYJ-L	1	CB	2	2	0	0.0	0.0	0	0	-	0	2	0	0		
1/3	Pit-W																
2020 totals		12	12	46	38	8	0.0	0.0	2	0	0	0	18	1	0		
1/10	at Pit-W1																
1/17	at KC-L2	1	CB	3	3	0	0.0	0.0	0	0	-	0	0	0	0		

1-AFC Wild Card Round; 2-AFC Divisional Round

2019, CLEVELAND

Date	Opp	GP	TACKLES					INTERCEPTIONS					FUMBLES				
			GS	Tot	So	As	Sk	Yd	Int	Yd	Lg	TD	PD	FF	FR		
9/8	Ten-L	1	CB	0	0	0	0.0	0.0	0	0	-	0	0	0	0		
9/16	at NYJ-W	1	CB	7	4	3	0.0	0.0	0	0	-	0	0	0	0		
9/22	LAR-L																
9/29	at Bal-W																
10/7	at SF-L																
10/13	Sea-L																
10/27	at NE-L	1	CB	4	4	0	0.0	0.0	0	0	-	0	2	0	0		
11/3	at Den-L	1	CB	2	2	0	0.0	0.0	0	0	-	0	1	0	0		
11/10	Buf-W	1	CB	4	3	1	0.0	0.0	0	0	-	0	2	0	0		
11/14	Pit-W	1	CB	4	4	0	0.0	0.0	0	0	-	0	1	0	0		
11/24	Mia-W	1	CB	3	2	1	0.0	0.0	0	0	-	0	1	0	0		
12/1	at Pit-L	1	CB	3	3	0	0.0	0.0	0	0	-	0	0	0	0		
12/8	Cin-W	1	CB	5	4	1	0.0	0.0	1	61	61t	1	2	0	0		
12/15	at Ari-L	1	CB	1	1	0	0.0	0.0	0	0	-	0	0	0	0		
12/22	Bal-L	1	CB	5	5	0	0.0	0.0	0	0	-	0	0	0	0		
12/29	at Cin-L	1	CB	6	6	0	0.0	0.0	1	0	0	0	2	0	0		
2019 totals		12	12	44	38	6	0.0	0.0	2	61	61t	1	11	0	0		

2018, CLEVELAND


Date	Opp	GP	TACKLES					INTERCEPTIONS					FUMBLE				
			GS	Tot	So	As	Sk	Yd	Int	Yd	Lg	TD	PD	FF	FR		
9/9	Pit-T	1	CB	6	2	4	0.0	0.0	2	26	26	0	3	0	0		
9/16	at NO-L	1	CB	7	5	2	0.0	0.0	0	0	-	0	0	0	0		
9/20	NYJ-W	1	CB	4	4	0	0.0	0.0	0	0	-	0	0	1	1		
9/30	at Oak-L	1	CB	3	1	2	0.0	0.0	0	0	-	0	0	0	0		
10/7	Bal-W	1	CB	5	4	1	0.0	0.0	1	0	0	0	3	0	0		
10/14	LAC-L	1	CB	3	3	0	0.0	0.0	0	0	-	0	0	0	0		
10/21	at TB-L	1		4	4	0	0.0	0.0	0	0	-	0	2	0	0		
10/28	at Pit-L	1	CB	7	5	2	0.0	0.0	0	0	-	0	1	0	1		
11/4	KC-L	1	CB	1	1	0	0.0	0.0	0	0	-	0	0	0	0		
11/11	Ati-W	1	CB	2	2	0	0.0	0.0	0	0	-	0	1	0	0		
11/25	at Cin-W	1	CB	4	4	0	0.0	0.0	0	0	-	0	1	0	0		
12/2	at Hou-L	1	CB	2	1	1	0.0	0.0	0	0	-	0	0	0	0		
12/9	Car-W																
12/15	at Den-W																
12/23	Cin-W	1	CB	5	5	0	0.0	0.0	0	0	-	0	0	0	0		
12/30	at Bal-L																
2018 totals		13	12	53	41	12	0.0	0	3	26	26	0	11	1	2		

BROWNS SEASON TICKET MEMBER

Being a season ticket member is much more than just having tickets to all Browns home games, and we are dedicated to making sure it is a year-round experience. In addition to having a dedicated STM representative, STMs have special access to Browns single game tickets, Pro Shop discounts, Browns events like training camp and pre-sale opportunities for major events like the Rolling Stones at Cleveland Browns stadium, other large-scale events, including those at Lower.com Field and Historic Crew Stadium and more.



4 | DESHAUN WATSON



POSITION QUARTERBACK | HEIGHT 6-3 | WEIGHT 221 | SCHOOL CLEMSON
BORN 9/14/1995 | ACQUIRED TR. (HOU.)-'22 | EXPERIENCE 8TH



CAREER TRANSACTIONS

Selected by the Houston Texans in the first round (12th overall) of the 2017 NFL Draft...Traded to the Cleveland Browns on March 20, 2022.

AWARDS/HONORS

- Three-time Pro Bowl selection (2018-20).
- Two-time AFC Offensive Player of the Month (October 2017 and October 2019).
- Five-time AFC Offensive Player of the Week (Week 4 2017, Week 3 2019, Week 5 2019, Week 13 2019 and Week 11 2020).
- NFL Offensive Rookie of the Month in October 2017.
- FedEx Air NFL Player of the Week in Week 4 2017.
- Named to PFWA's 2017 NFL All-Rookie team.

KEY NOTES

- Entering 2024, has recorded the third-highest quarterback rating in NFL history (100.8) among all players with at least 1,500 passing attempts, trailing only Aaron Rodgers (103.6) and Patrick Mahomes (103.5).
- Led the NFL in passing yards with 4,823 in 2020.
- Set Texans franchise record with 33 passing touchdowns in 2020.
- Became the first player in NFL history to record consecutive seasons (2018-19) with at least 25 passing touchdowns and five rushing touchdowns.
- First player in NFL history to surpass 10,000 career passing yards and 1,000 career rushing yards in his first 40 games.
- Holds an 8-4 record as a starter in Cleveland.
- Registered a 121.2 rating during Wild Card win against Buffalo on Jan. 4, 2020, and threw for 388 yards in the Divisional Round at Kansas City the following week.
- Amassed five passing touchdowns three times in a game and did not record an interception in any of those three contests.
- Registered a career-high 426 passing yards against Atlanta on Oct. 6, 2019.
- Went 32-3 as a starter at Clemson, helping the team win the 2016 National Championship. Won the Davey O' Brien Award as the top NCAA QB in 2015 and 2016. Threw for 10,163 yards and 90 touchdowns.

PERSONAL

- Four-year starter at Gainesville (Ga.) High School. Set state career records for total offense (17,134) and total touchdowns (218).
- Earned degree in communications from Clemson.

BEYOND FOOTBALL

- Launched Deshaun Watson Foundation in 2019, dedicated to education, health, housing and other charitable causes that support families and youth in underserved communities.
- Through his foundation, hosted around 300 children from across Northeast Ohio for inaugural Christmas Around the World event in 2023. The kids had the opportunity to try new foods and dishes from various counties including Italy, Jamaica, China and Greece all inside a winter wonderland-themed venue, where each kid also received several presents.
- Investor in Lefty's Cheesesteaks in University Heights, Ohio.
- In 2006, at the age of 11, Atlanta Falcons running back Warrick Dunn donated a home to Watson's family through Dunn's charity Homes for the Holidays, in partnership with Habitat for Humanity.
- In 2017, donated his first NFL game check of approximately \$27,000 to NRG Stadium cafeteria employees affected by Hurricane Harvey.

WATSON'S CAREER STATISTICS

PASSING														
Year	Team	GP	GS	Att	Cmp	Pct	Yds	Yds/Att	TD	Int	Lg	Sk	Yds Lst	Rating
2017	Hou	7	6	204	126	61.8	1,699	8.3	19	8	72t	19	116	103.0
2018	Hou	16	16	505	345	68.3	4,165	8.2	26	9	73t	62	384	103.1
2019	Hou	15	15	495	333	67.3	3,852	7.2	26	12	54	44	257	98.0
2020	Hou	16	16	544	382	70.2	4,823	8.9	33	7	77t	49	293	112.4
2021	Hou	0	0	0	0	-	0	-	0	0	-	0	0	-
2022	Cle	6	6	170	99	58.2	1,102	6.5	7	5	46t	20	106	79.1
2023	Cle	6	6	171	105	61.4	1,115	6.5	7	4	59	17	85	84.3
NFL totals		66	65	2,089	1,390	66.5	16,756	8.0	118	45	77t	211	1,241	100.8

RUSHING													
Year	Team	GP	GS	No	Yds	Avg	Lg	TD					
2017	Hou	7	6	36	269	7.5	49t	2					
2018	Hou	16	16	99	551	5.6	34	5					
2019	Hou	15	15	82	413	5.0	30	7					
2020	Hou	16	16	90	444	4.9	16	3					
2021	Hou	0	0	0	0	0	0	0					
2022	Cle	6	6	36	175	4.9	21	1					
2023	Cle	6	6	26	142	5.5	16	1					
NFL totals		66	65	389	1,994	5.4	49t	19					

PLAYOFFS														
PASSING														
Year	Team	GP	GS	Att	Cmp	Pct	Yds	Yds/Att	TD	Int	Lg	Sk	Yds Lst	Rating
2017	Hou	1	1	49	29	59.2	235	4.8	1	1	20	3	18	69.7
2019	Hou	2	2	77	51	66.2	635	8.2	3	0	54t	11	54	104.6
2023	Cle	0	0	0	0	-	0	-	0	0	-	0	0	-
NFL totals		3	3	126	80	63.5	870	6.9	4	1	54t	14	72	91.0

RUSHING													
Year	Team	GP	GS	No	Yds	Avg	Lg	TD					
2018	Hou	1	1	8	76	9.5	21	0					
2019	Hou	2	2	20	92	4.6	20t	2					
2023	Cle	0	0	0	0	-	-	0					
NFL totals		3	3	28	168	6.0	21	2					

ADDITIONAL STATISTICS: Career record as starting QB: 36-29 (.554). Career postseason record as starting QB: 1-2 (.333). 300-yard passing games: 20 (301, at NE, 9/24/17; 402, at Sea., 10/29/17; 310, at Ten., 9/16/18, 385, vs. NYG, 9/23/18; 375, at Ind., 9/30/18; 375, vs. Dal., 10/7/18; 339, at Phi., 12/23/18; 351, at LAC, 9/22/18; 426, vs. Atl., 10/6/19; 308, at Ind., 10/20/19; 300, vs. Min., 10/4/20; 359, vs. Jax., 10/11/20; 335, at Ten., 10/18/20; 309, vs. GB, 10/25/20; 344, vs. NE, 11/22/20; 318, at Det., 11/26/20; 341, vs. Ind., 12/6/20; 373, at Ind., 12/20/20; 324, vs. Cin., 12/27/20; 365, vs. Ten., 1/3/21). FUMBLES: 29 (9 lost).

SINGLE-GAME HIGHS & CAREER MILESTONES: PASSING: Attempts - 50, vs. Den., 12/8/19. Completions - 33; 2 times, last: at Ind., 12/20/20. Completion percentage - 84.8, vs. Atl., 10/6/19. Yards - 426, vs. Atl., 10/6/19. TDs - 5, vs. Atl., 10/6/19. Long - 77t, at Jax., 11/8/20. QB Rating - 158.3, vs. Atl., 10/6/19. Interceptions - 3, at Sea., 10/29/17. RUSHING: Attempts - 13, vs. Jax., 12/30/18. Yards - 70, vs. Ten., 11/26/18. Long - 49t, at Cin., 9/14/17. TDs - 2, 3 times; last: vs. Den., 12/8/19. NFL debut: vs. Jax., 9/10/17. First NFL start: at Cin., 9/14/17.

WATSON'S GAME-BY-GAME STATISTICS

2023, CLEVELAND																
PASSING																
Date	Opp	GP	GS	Att	Cmp	Pct	Yds	TD	INT	LG	Sk	Rtg	Att	Yds	TD	
9/10	Cin-W	1	QB	29	16	55.2	154	5.2	1	33	3	67.3	5	45	1	
9/18	atPit-L	1	QB	40	22	55.0	1	1	29	6	70.3	6	22	0	0	
9/24	Ten-W	1	QB	33	27	81.8	2	0	43t	3	123.4	4	16	0	0	
10/1	Bal-L															***inactive-right shoulder***
10/15	SF-W															***inactive-right shoulder***
10/22	atInd-W	1	QB	5	1	20.0	0	0	5	0	0.0	0	0	0	0	***inactive-right shoulder***
10/29	atSea-L															***inactive-right shoulder***
11/5	Ari-W	1	QB	30	19	63.3	2	0	59	1	107.5	3	22	0	0	
11/12	atBal-W	1	QB	34	20	58.8	1	1	28	4	74.8	8	37	0	0	
11/19	Pit-W															***reserve/injured***
11/26	atDen-L															***reserve/injured***
12/3	atLAR-L															***reserve/injured***
12/10	Jax-W															***reserve/injured***
12/17	Chi-W															***reserve/injured***
12/24	atHou-W															***reserve/injured***
12/28	NY-W															***reserve/injured***
1/7	atCin-L															***reserve/injured***
2023 totals		6	6	171	105	1,115	61.4	7	4	59	17	84.3	26	142	1	
1/13	atHou-L															***reserve/injured***
1-AFC Wild Card Round																


2022, CLEVELAND																
PASSING																
Date	Opp	GP	GS	Att	Cmp	Pct	Yds	TD	INT	LG	Sk	Rtg	Att	Yds	TD	
9/11	atCar-W															***reserve - Commissioner's suspended list***
9/18	NY-L															***reserve - Commissioner's suspended list***
9/22	Pit-W															***reserve - Commissioner's suspended list***
10/2	atAtl-L															***reserve - Commissioner's suspended list***
10/9	LAC-L															***reserve - Commissioner's suspended list***
10/16	NE-L															***reserve - Commissioner's suspended list***
10/23	atBal-L															***reserve - Commissioner's suspended list***
10/31	Cin-W															***reserve - Commissioner's suspended list***
11/13	atMia-L															***reserve - Commissioner's suspended list***
11/20	atBuf-L															***reserve - Commissioner's suspended list***
11/27	TB-W															***reserve - Commissioner's suspended list***
12/4	atHou-W	1	QB	22	12	54.5	0	1	27	1	53.4	7	21	0	0	
12/11	atCin-L	1	QB	42	26	61.9	1	1	28	2	79.1	6	33	0	0	
12/17	Bal-W	1	QB	28	18	64.3	1	0	28	3	91.5	6	22	0	0	
12/24	NO-L	1	QB	31	15	48.4	0	1	21	2	47.1	3	24	1	0	
1/1	atWas-W	1	QB	18	9	50.0	3	0	46t	5	122.5	8	31	0	0	
1/8	atPit-L	1	QB	29	19	65.5	2	2	38	7	84.0	6	44	0	0	
2022 totals		6	6	170	99	1,102	58.2	7	5	46t	20	79.1	36	175	1	

2020, HOUSTON															
PASSING															
Date	Opp	GP	GS	Att	Cmp	Yds	Pct	TD	INT	LG	Sk	Rtg	Att	Yds	TD
9/10	atKC-L	1	QB	32	20	62.5	1	1	31	4	84.5	6	27	1	0
9/20	Bal-L	1	QB	36	25	69.4	1	1	38	4	89.5	5	17	0	0
9/27	atPit-L	1	QB	27	19	70.4	2	1	34	5	110.7	1	5	0	0
10/4	Min-L	1	QB	33	20	60.6	2	0	43	3	110.7	5	9	0	0
10/11	Jax-W	1	QB	35	25	71.4	3	2	44t	1	109.1	2	25	0	0
10/18	atTen-L	1	QB	37	28	75.7	4	0	53t	2	138.9	4	26	0	0
10/25	GB-L	1	QB	39	29	74.4	2	0	30	3	114.2	7	38	0	0
11/8	atJax-W	1	QB	32	19	59.4	2	0	77t	2	109	10	50	0	0
11/15	atCle-L	1	QB	30	20	66.7	1	0	29	2	91.4	8	36	0	0
11/22	NE-W	1	QB	37	28	75.7	2	0	44	0	121.9	6	36	1	0
11/26	atDet-W	1	QB	25	17	68	4	0	40t	2	150.4	8	24	0	0
12/6	Ind-L	1	QB	38	26	68.4	0	1	64	5	85.5	7	38	1	0
12/13	atChi-L	1	QB	30	21	70	1	0	48	6	101.9	7	38	0	0
12/20	atInd-L	1	QB	41	33	80.5	2	0	38t	5	129.8	6	25	0	0
12/27	Cin-L	1	QB	33	24	72.7	3	0	50	1	133.9	5	38	0	0
1/3	Ten-L	1	QB	39	28	71.8	3	1	42	4	115.4	3	12	0	0
2020 totals		16	16	544	382	70.2	33	7	77t	48	112.4	90	444	3	

2019, HOUSTON															
PASSING															
Date	Opp	GP	GS	Att	Cmp	Yds	Pct	TD	INT	LG	Sk	Rtg	Att	Yds	TD
9/9	atNO-L	1	QB	30	20	66.7	3	1	54	6	114.3	4	40	1	0
9/15	Jax-W	1	QB	29	16	55.2	0	0	31	4	70.9	4	5	1	0
9/22	LAC-W														



98 | CHRIS WILLIAMS



POSITION DEFENSIVE TACKLE | HEIGHT 6-3 | WEIGHT 302 | SCHOOL WAGNER
 BORN 6/16/1998 | ACQUIRED FA-'24 | EXPERIENCE 3RD

CAREER TRANSACTIONS

Signed by the Indianapolis Colts as an undrafted free agent on April 29, 2020...Waived by the Indianapolis Colts on Sept. 5, 2020...Signed to the Colts' practice squad Sept. 6, 2020...Waived by the Indianapolis Colts on May 4, 2023...Signed by the Kansas City Chiefs May 10, 2023...Waived by the Chiefs on Aug. 29, 2023...Signed to the Chiefs' practice squad Aug. 31, 2023...Released from the Chiefs' practice squad on Sept. 1, 2023...Signed to the Cleveland Browns' practice squad on Dec. 19, 2023...Signed a reserve/futures contract with the Browns on Jan. 15, 2024.

KEY NOTES

- Spent the 2023 season on the Chiefs' and Browns' practice squads.
- Appeared in 42 games (27 starts) at Wagner and totaled 105 tackles, 22 TFL, six sacks, one pass defense, three forced fumbles, one fumble recovery and three blocked kicks.
- Earned All-NEC honors after starting 12 games and finishing with 62 tackles (21 solo), 11.5 TFL, 4 sacks, one pass defense, three forced fumbles, one fumble recovery and one blocked kick.

PERSONAL

- Attended Lafayette High School in Brooklyn, N.Y.
- Volunteered at a mobile pantry distribution, Election Day initiative, and caroled virtually for kids at Riley Hospital for Children for the Colts in 2020.

WILLIAMS' CAREER STATISTICS

Year	Team	TACKLES						INTERCEPTIONS			FUMBLES				
		GP	GS	Tot	Solo	Asst	Sk	Yds	No	Yds	Lg	TD	PD	FF	FR
2020	Ind	0	0	0	0	0	0.0	0.0	0	0	-	0	0	0	0
2021	Ind	8	0	4	2	2	0.0	0.0	0	0	-	0	0	0	0
2022	Ind	5	0	2	1	1	0.0	0.0	0	0	-	0	0	0	0
2023	KC	0	0	0	0	0	0.0	0.0	0	0	-	0	0	0	0
	Cle	0	0	0	0	0	0.0	0.0	0	0	-	0	0	0	0
NFL totals		13	0	6	3	3	0.0	0.0	0	0	-	0	0	0	0

Year	Team	TACKLES						INTERCEPTIONS			FUMBLES				
		GP	GS	Tot	Solo	Asst	Sk	Yds	No	Yds	Lg	TD	PD	FF	FR
2020	Cle	1	1	3	3	0	0.0	0.0	0	0	-	0	0	0	0
2023	Cle	1	1	0	0	0	0.0	0.0	0	0	-	0	0	0	0
NFL totals		2	2	3	3	0	0.0	0.0	0	0	-	0	0	0	0

ADDITIONAL STATISTICS: Multiple-INT games - None. Career sacks - None. Special teams tackles - None. Blocked FG - None. Fumble-return TDs - None.

SINGLE-GAME HIGHS & CAREER MILESTONES: Tackles - 10, vs. LAC, 10/9/22. Solo - 9, vs. LAC, 10/9/22. INTERCEPTIONS: 2, vs. Pit, 9/9/18. Long: 99t, at Cin., 11/7/21. TDs: 1, twice: vs. Cin., 12/8/19; at Cin., 11/7/21. Sacks: 0.5, at Min., 10/3/21. Fumbles: Forced - 1, twice: vs. NYJ, 9/20/18; vs. LV, 11/1/20. Recovered - 1, five times; last: at Hou., 12/4/22 (returned for 4-yard TD). Passes defended: 4, vs. Phi., 11/22/20. NFL debut: at Pit, 9/8/18. First NFL start: at Pit, 9/8/18.

WILLIAMS' GAME-BY-GAME STATISTICS

2023, KANSAS CITY		TACKLES						INTERCEPTIONS				FUMBLES				
Date	Opp	GP	GS	Tot	So	As	Sk	Yd	Int	Yd	Lg	TD	PD	FF	FR	
9/7	Det-L															
9/17	at Jax-W															
9/24	Chi-W															
10/1	at NYJ-W															
10/8	at Min-W															
10/12	Den-W															
10/22	LAC-W															
10/29	at Den-L															
11/5	Mia-W															
11/20	Phi-L															
11/26	at LV-W															
12/3	at GB-L															
12/10	Buf-L															
12/17	at NE-W															
2023, CLEVELAND																
12/24	at Hou-W															
12/28	NYJ-W															
1/7	at Cin-L															
2023 totals		0	0	0	0	0	0.0	0.0	0	0	-	0	0	0	0	
1/13	at Hou-L1															
1-AFC Wild Card Round																

2022, INDIANAPOLIS		TACKLES						INTERCEPTIONS				FUMBLES			
Date	Opp	GP	GS	Tot	So	As	Sk	Yd	Int	Yd	Lg	TD	PD	FF	FR
9/11	at Hou-T														
9/18	at Jax-L														
9/25	KC-W														
10/2	Ten-L														
10/6	at Den-W	1		0	0	0	0.0	0.0	0	0	-	0	0	0	0
10/16	Jax-W	1		1	1	0	0.0	0.0	0	0	-	0	0	0	0
10/23	at Ten-L	1		0	0	0	0.0	0.0	0	0	-	0	0	0	0
10/30	Was-L														
11/6	at NE-L														
11/13	at LV-W														
11/20	Phi-L														
11/28	Pit-L	1		0	0	0	0.0	0.0	0	0	-	0	0	0	0
12/4	at Dal-L														
12/17	at Min-L														
12/26	LAC-L														
1/1	at NYG-L	1		1	0	1	0.0	0.0	0	0	-	0	0	0	0
1/8	Hou-L														
2022 totals		5	0	2	1	1	0.0	0.0	0	0	-	0	0	0	0

2021, INDIANAPOLIS		TACKLES						INTERCEPTIONS				FUMBLES			
Date	Opp	GP	GS	Tot	So	As	Sk	Yd	Int	Yd	Lg	TD	PD	FF	FR
9/12	Sea-L	1		0	0	0	0.0	0.0	0	0	-	0	0	0	0
9/19	LAR-L														
9/26	at Ten-L	1		1	0	1	0.0	0.0	0	0	-	0	0	0	0
10/3	at Mia-W	1		0	0	0	0.0	0.0	0	0	-	0	0	0	0
10/11	at Bal-L	1		0	0	0	0.0	0.0	0	0	-	0	0	0	0
10/17	Hou-W														
10/24	SF-W														
10/31	Ten-L														
11/4	NYJ-W														
11/14	Jax-W														
11/21	at Buf-W														
11/28	TB-L														
12/5	at Hou-W														
12/18	NE-W	1		0	0	0	0.0	0.0	0	0	-	0	0	0	0
12/25	at Ari-W	1		0	0	0	0.0	0.0	0	0	-	0	0	0	0
1/2	LV-L	1		1	0	1	0.0	0.0	0	0	-	0	0	0	0
1/9	at Jax-L	1		2	2	0	0.0	0.0	0	0	-	0	0	0	0
2021 totals		8	0	4	2	2	0.0	0.0	0	0	-	0	0	0	0

2020, INDIANAPOLIS		TACKLES						INTERCEPTIONS				FUMBLES				
Date	Opp	GP	GS	Tot	So	As	Sk	Yd	Int	Yd	Lg	TD	PD	FF	FR	
9/13	at Jax-L															
9/20	Min-W															
9/27	NYJ-W															
10/4	at Chi-W															
10/11	at Cle-L															
10/18	Cin-W															
11/1	at Det-W															
11/8	Bal-L															
11/12	at Ten-W															
11/22	GB-W															
11/29	Ten-L															
12/6	at Hou-W															
12/13	at LV-W															
12/20	Hou-W															
12/27	at Pit-L															
1/3	Jax-W															
2020 totals		8	0	4	2	2	0.0	0.0	0	0	-	0	0	0	0	
1/9	at Buf-L															
1-AFC Wild Card Round																



71 | JEDRICK WILLS JR.



POSITION TACKLE | HEIGHT 6-4 | WEIGHT 307 | SCHOOL ALABAMA
BORN 5/17/1999 | ACQUIRED D1-'20 | EXPERIENCE 5TH

CAREER TRANSACTIONS

Originally drafted by the Cleveland Browns in the first round (10th overall) of the 2020 NFL Draft.

AWARDS/HONORS

- 2020 NFL Pepsi Zero Sugar Rookie of the Week for Week 10, becoming just the fourth offensive lineman to win the award since its inception in 2002 and first since 2013.
- Named to PFWA's 2020 NFL All-Rookie team.

KEY NOTES

- Started eight games before a knee injury ended his 2023 season.
- Started all 17 games at LT in 2022 and helped the Browns compile 2,490 rushing yards, the third-highest total in team history and most since 1963 (2,639).
- Opened holes for RB Nick Chubb who has ranked among the NFL's top rushers, including finishing third in rushing yards in 2022 and second in 2021.
- Part of an offensive line that aided the Browns to lead the NFL in rushing average in 2021 with a 5.09 mark, the highest average by a Browns team since 1966.
- Paved the way for the Browns to finish third in the NFL in rush yards (2,374) and fifth in yards per carry (4.80 avg.) in 2020. Helped the Browns record four games with at least 200 rushing yards, their most in a season since 1978.
- Helped Chubb (1,067) and Kareem Hunt (841) become the only pair of teammates to each record 840-plus rushing yards in 2020, highlighted in a win against Houston on Nov. 15, when Chubb (126) and Hunt (104) became the first Browns to each record 100 yards rushing in the same game since 1966.
- Helped anchor the Crimson Tide's offensive line that ranked third nationally, allowing just 0.92 sacks per game, surrendering only 12 sacks in 406 pass attempts during the 2019 season.
- Part of Alabama's offense that ranked No. 2 nationally in scoring (47.2 ppg), third in passing (342.2 ypg) and sixth in total offense (510.8 ypg). Started 29 games at right tackle, including 28 straight to end his career.

PERSONAL

- Native of Lexington, Ky. and attended Lafayette High School.
- Selected to the Under Armour All-America Game, the only player from the state of Kentucky to be invited.
- First team All-State selection as a senior and a second-team honoree in 2016 by the (Louisville) Courier-Journal.

BEYOND FOOTBALL

- Supported the NFL's My Cause My Cleats by representing the Cleveland Animal Protective League, whose mission is to foster compassion and end suffering for animals relinquished by their guardians, animals that are rescued from abuse or neglect, and stray or abandonment. Wills adopted a dog in the summer of 2022.
- Hosted the inaugural Jed Wills Winter Blast during the 2020 holiday season. Wills paid for a new car for one woman in need, as well as rent for a family that lost its home in a fire and \$50,000 of toys, gifts and cash to five families in the Cleveland area.

WILLS' CAREER STATISTICS

Year	Team	GP	GS
2020	Cle	15	15
2021	Cle	13	13
2022	Cle	17	17
2023	Cle	8	8
NFL totals		53	53


PLAYOFFS

Year	Team	GP	GS
2020	Cle	2	2
2023	Cle	0	0
NFL totals		2	2

CAREER MILESTONES: NFL debut: at Bal., 9/13/20. First NFL start: at Bal., 9/13/20.



5 | JAMEIS WINSTON



POSITION QUARTERBACK | HEIGHT 6-4 | WEIGHT 230 | SCHOOL FLORIDA STATE
BORN 1/6/1994 | ACQUIRED FA-'24 | EXPERIENCE 10TH



CAREER TRANSACTIONS

Selected by the Tampa Bay Buccaneers in the first round (1st overall) of the 2015 NFL Draft...Signed as an unrestricted free agent by the New Orleans Saints on April 28, 2020...Released by Saints on March 13, 2024...Signed as an unrestricted free agent by the Cleveland Browns on March 20, 2024.

AWARDS/HONORS

- 2015 Pro Bowl selection.
- Named NFC Offensive Player of the Week for Week 1 in 2016 and Week 4 in 2019.
- Voted FedEx Air Player of the Week for Week 11 in 2015, Week 1 in 2016 and Week 4 in 2019.
- Named to PFWA's 2015 NFL All-Rookie team.
- Named 2015 NFL Pepsi Rookie of the Year.
- Named NFL Offensive Rookie of the Month in November 2015.
- Three-time NFL Pepsi Rookie of the Week (Weeks 2, 5, & 11) in 2015.
- 2022 Saints' Ed Block Courage Award.

KEY NOTES

- Appeared in seven games for the Saints in 2023.
- Set Buccaneers' records for career and single-season marks in passing yardage and career record for touchdown passes.
- In 2019, during a two-game stretch in wins in Weeks 14 and 15 with the Buccaneers, threw for 456 and 458 yards, becoming the first player in NFL history to pass for 450 yards in consecutive contests.
- During the 2019 season, recorded the eighth highest total in NFL history with a league leading 5,109 passing yards.
- At Florida State, posted a 27-1 record as a starter, becoming only the second freshman to win the Heisman Trophy in 2013.
- Led the Seminoles to back-to-back 13-0 regular seasons, winning the 2014 BCS National Championship.

PERSONAL

- Native of Bessemer, Alabama and attended Hueytown High School (Ala.).
- Went back to college seven years later and graduated

in 2022 with a bachelor's degree in social sciences and a minor in business from Florida State University.

- Married to wife, Breion, and has two sons, Antonor and Taurus.

BEYOND FOOTBALL

- Donates time to supporting various charitable causes in New Orleans, Tampa, Tallahassee and Birmingham areas.
- Started his foundation, Dream Forever Foundation, to impact the lives of financially disadvantaged children and youth through encouragement, opportunities and resources to develop and achieve their dreams.

WINSTON'S CAREER STATISTICS

PASSING														
Year	Team	GP	GS	Att	Cmp	Pct	Yds	Yds/Att	TD	Int	Lg	Sk	Yds Lst	Rating
2015	TB	16	16	535	312	58.30%	4,042	7.6	22	15	68	27	190	84.2
2016	TB	16	16	567	345	60.80%	4,090	7.2	28	18	45	36	239	86.1
2017	TB	13	13	442	282	63.80%	3,504	7.9	19	11	70	33	207	92.2
2018	TB	11	9	378	244	64.60%	2,992	7.9	19	14	64	27	157	90.2
2019	TB	16	16	626	380	60.70%	5,109	8.2	33	30	71	47	282	84.3
2020	NO	4	0	11	7	63.60%	75	6.8	0	0	19	2	11	83.5
2021	NO	7	7	161	95	59.00%	1,170	7.3	14	3	72t	11	69	102.8
2022	NO	3	3	115	73	63.50%	858	7.5	4	5	51	11	74	79.5
2023	NO	7	0	47	25	53.20%	264	5.6	2	3	30	2	13	57.4
NFL totals		93	80	2,882	1,763	61.20%	22,104	7.7	141	99	72t	195	1,242	87.0

RUSHING								
Year	Team	GP	GS	No	Yds	Avg	Lg	TD
2015	TB	16	16	54	213	3.9	21	6
2016	TB	16	16	53	165	3.1	14	1
2017	TB	13	13	33	135	4.1	17	1
2018	TB	11	9	49	281	5.7	18	1
2019	TB	16	16	59	250	4.2	26	1
2020	NO	4	0	8	-6	-0.8	3	0
2021	NO	7	7	32	166	5.2	20	1
2022	NO	3	3	5	16	3.2	6	0
2023	NO	7	0	5	-6	-1.2	-1	0
NFL totals		93	80	298	1,214	4.1	26	11

PLAYOFFS

PASSING														
Year	Team	GP	GS	Att	Cmp	Pct	Yds	Yds/Att	TD	Int	Lg	Sk	Yds Lst	Rating
2020	NO	1	0	1	1	100.00%	56	56	1	0	56	0	0	158.3
NFL totals		1	0	1	1	100.00%	56	56	1	0	56	0	0	158.3

RUSHING								
Year	Team	GP	GS	No	Yds	Avg	Lg	TD
2020	NO	1	0	0	0	-	0	0
NFL totals		1	0	0	0	-	0	0

ADDITIONAL STATISTICS: Career record as starting QB: 34-46 (425). Career postseason record as starting QB: 0-1 (000). 300-yard passing games: 28 (363, at STL, 12/17/15; 325, at Car., 1/3/16; 405, vs. LAR, 9/25/16; 312, vs. Chi., 11/13/16; 331, at KC, 11/20/16; 328, at Min., 9/24/17; 332, vs. NYG, 10/1/17; 334, vs. NE, 10/5/17; 384, at Buf., 10/22/17; 367, at Car., 12/24/17; 363, vs. NO, 12/31/17; 395, at Atl., 10/14/18; 365, vs. Cle., 10/21/18; 312, vs. SF, 11/25/18; 336, at Dal., 12/23/18; 345, vs. Atl., 12/30/18; 380, vs. NYG, 9/22/19; 385, at LAR, 9/29/19; 400, vs. Car., 10/13/19; 301, at Ten., 10/27/19; 335, at Sea., 11/3/19; 358, vs. Ari., 11/10/19; 313, vs. NO, 11/17/19; 313, at Atl., 11/24/19; 456, vs. Ind., 12/8/19; 458, at Det., 12/15/19; 335, vs. Hou., 12/21/19; 353, at Car., 9/25/22). FUMBLES: 55 (24 lost).

SINGLE-GAME HIGHS & CAREER MILESTONES: PASSING: Attempts - 58, vs. LAR, 9/25/16. Completions - 36, vs. LAR, 9/25/16. Completion percentage - 100.0, twice, at TB, 11/8/20; vs. TB, 1/17/21. Yards - 458, at Det., 12/15/19. TDs - 5, at Phi., 11/22/15. Long - 68, vs. NYG, 11/8/15. QB Rating - 158.3, vs. TB, 1/17/21. Interceptions - 5, vs. Car., 10/13/19. RUSHING: Attempts - 10, vs. Cle., 10/21/18. Yards - 55, vs. Cle., 10/21/18. Long - 26, vs. Ari., 11/10/19. TDs - 1, 11 times, last at Car., 9/19/21. NFL debut: vs. Ten., 9/13/15. First NFL start: vs. Ten., 9/13/15.

WINSTON'S GAME-BY-GAME STATISTICS

2023, NEW ORLEANS

Table with columns: Date, Opp, GP, GS, Att, Cmp, Yds, Pct, TD, INT, LG, SK, Rtg, Att, Yds, TD. Includes passing and rushing stats for 2023 New Orleans games.

2022, NEW ORLEANS

Table with columns: Date, Opp, GP, GS, Att, Cmp, Yds, Pct, TD, INT, LG, SK, Rtg, Att, Yds, TD. Includes passing and rushing stats for 2022 New Orleans games.

2021, NEW ORLEANS

Table with columns: Date, Opp, GP, GS, Att, Cmp, Yds, Pct, TD, INT, LG, SK, Rtg, Att, Yds, TD. Includes passing and rushing stats for 2021 New Orleans games.

2020, NEW ORLEANS

Table with columns: Date, Opp, GP, GS, Att, Cmp, Yds, Pct, TD, INT, LG, SK, Rtg, Att, Yds, TD. Includes passing and rushing stats for 2020 New Orleans games.

1-NFC Wild Card Round

2-NFC Divisional Round

2019, TAMPA BAY

Table with columns: Date, Opp, GP, GS, Att, Cmp, Yds, Pct, TD, INT, LG, SK, Rtg, Att, Yds, TD. Includes passing and rushing stats for 2019 Tampa Bay games.

2018, TAMPA BAY

Table with columns: Date, Opp, GP, GS, Att, Cmp, Yds, Pct, TD, INT, LG, SK, Rtg, Att, Yds, TD. Includes passing and rushing stats for 2018 Tampa Bay games.

2017, TAMPA BAY

Table with columns: Date, Opp, GP, GS, Att, Cmp, Yds, Pct, TD, INT, LG, SK, Rtg, Att, Yds, TD. Includes passing and rushing stats for 2017 Tampa Bay games.

2016, TAMPA BAY

Table with columns: Date, Opp, GP, GS, Att, Cmp, Yds, Pct, TD, INT, LG, SK, Rtg, Att, Yds, TD. Includes passing and rushing stats for 2016 Tampa Bay games.

2015, TAMPA BAY

Table with columns: Date, Opp, GP, GS, Att, Cmp, Yds, Pct, TD, INT, LG, SK, Rtg, Att, Yds, TD. Includes passing and rushing stats for 2015 Tampa Bay games.

COMMUNITY

STAFF

PLAYERS

2023 SEASON


HISTORY

RECORDS

GAME DAY



81 | MICHAEL WOODS II



POSITION WIDE RECEIVER | HEIGHT 6-1 | WEIGHT 204 | SCHOOL OKLAHOMA
 BORN 3/19/2000 | ACQUIRED 06-'22 | EXPERIENCE 3RD

CAREER TRANSACTIONS

Originally drafted by the Cleveland Browns in the sixth round (202nd overall) of the 2022 NFL Draft.

KEY NOTES

- Missed the 2023 season.
- Played in 10 games during his rookie campaign in 2022, posting five catches for 45 yards.
- Started 38 of 43 games in his collegiate career from 2018-21, catching 118 passes for 1,648 yards and 12 touchdowns.
- Earned honorable mention All-Big 12 honors from league's coaches in 2021 after transferring to Oklahoma from Arkansas and started nine of 11 games and hauling in 35 receptions for 400 yards and a pair of scores.

PERSONAL

- Native of Magnolia, Texas and attended Magnolia High School.
- Got into photography at the beginning of the pandemic and started his own YouTube channel (WoodVille).
- Enrolled at Arkansas early and graduated in three years with a degree in recreation and sport management.

WOODS II'S CAREER STATISTICS

Year	Team	GP	GS	RECEIVING				RUSHING					
				No	Yds	Avg	Lg	TD	Att	Yds	Avg	Lg	TD
2022	Cle	10	0	5	45	9.0	15	0	1	-5	-5.0	-5	0
2023	Cle	0	0	0	0	-	-	0	0	0	-	-	0
NFL totals		10	0	5	45	9.0	15	0	1	-5	-5.0	-5	0

CAREER MILESTONES: Special teams tackles: 1. NFL debut: vs. NE, 10/16/22. First NFL start: N/A. First NFL catch: 15 yards (J.Brissett), vs. NE, 10/16/22.

WOODS II'S GAME-BY-GAME STATISTICS

2023, CLEVELAND

Date	Opp	GP	GS	No	Yds	Avg	Lg	TD
9/10	Cin			***injured reserve/non-football injury***				
9/18	at Pit			***injured reserve/non-football injury***				
9/24	Ten			***injured reserve/non-football injury***				
10/1	Bal			***injured reserve/non-football injury***				
10/15	SF			***injured reserve/non-football injury***				
10/22	at Ind			***injured reserve/non-football injury***				
10/29	at Sea			***injured reserve/non-football injury***				
11/5	Ari			***injured reserve/non-football injury***				
11/12	at Bal			***injured reserve/non-football injury***				
11/19	Pit			***injured reserve/non-football injury***				
11/26	at Den			***injured reserve/non-football injury***				
12/3	at LAR			***injured reserve/non-football injury***				
12/10	Jax			***injured reserve/non-football injury***				
12/17	Chi			***injured reserve/non-football injury***				
12/24	at Hou			***injured reserve/non-football injury***				
12/28	NYJ			***injured reserve/non-football injury***				
TBD	at Cin			***injured reserve/non-football injury***				
2023 totals		0	0	0	0	-	-	0

2022, CLEVELAND

Date	Opp	GP	GS	No	Yds	Avg	Lg	TD
9/11	at Car-W			***inactive - hamstring, illness***				
9/18	NYJ-L			***inactive - coach's decision***				
9/22	Pit-W			***inactive - coach's decision***				
10/2	at Atl-L			***inactive - coach's decision***				
10/9	LAC-L			***inactive - coach's decision***				
10/16	NE-L	1		1	15	15.0	15	0
10/23	at Bal-L	1		0	0	-	-	0
10/31	Cin-W	1		1	6	6.0	6	0
11/13	at Mia-L	1		0	0	-	-	0
11/20	at Buf-L	1		0	0	-	-	0
11/27	TB-W			***inactive - coach's decision***				
12/4	at Hou-W			***inactive - coach's decision***				
12/11	at Cin-L	1		0	0	-	-	0
12/17	Bal-W	1		1	4	4.0	4	0
12/24	NO-L	1		1	5	5.0	5	0
1/1	at Was-W	1		0	0	-	-	0
1/8	at Pit-L	1		1	15	15.0	15	0
2022 totals		10	0	5	45	9.0	15	0



91 | ALEX WRIGHT



POSITION DEFENSIVE END | HEIGHT 6-5 | WEIGHT 267 | SCHOOL UAB
BORN 9/5/2000 | ACQUIRED D3B-'21 | EXPERIENCE 3RD

CAREER TRANSACTIONS

Originally drafted by the Cleveland Browns in the third round (78th overall) of the 2022 NFL Draft.

KEY NOTES

- Registered 25 tackles, five sacks and two forced fumbles in 2023.
- Recorded first career sack after 10-yard takedown of QB Ryan Tannehill vs. Tennessee on Sept. 24, 2023.
- Recorded at least one sack in four straight games (Weeks 15-18) in 2023.
- Played in all 17 games as a rookie in 2022, totaling 28 tackles, five passes defended and one forced fumble.
- Played in 31 games from 2019-21 at UAB, posting 91 tackles, 11.5 sacks, five pass breakups, three forced fumbles and two fumble recoveries.

PERSONAL

- Native of Elba, Ala. and attended Elba High School.
- Grew up in Ala., near where nine-time Pro Bowler DeMarcus Ware is from. Idolized him, watched his film and picked the same number (94) as Ware once joining the Browns.
- Played wide receiver in high school.
- Also played the saxophone and clarinet in the high school band.

BEYOND FOOTBALL

- Hosted a youth football camp in his hometown of Elba, Ala., as well as participated in several other community events over the course of 2022.

WRIGHT'S CAREER STATISTICS

Year	Team	GP	TACKLES					INTERCEPTIONS				FUMBLES				
			GS	Tot	Solo	Asst	Sk	Yds	No	Yds	Lg	TD	PD	FF	FR	Yds
2022	Cle	17	5	28	13	15	0.0	0.0	0	0	-	0	5	0	1	0
2023	Cle	16	1	25	16	9	5.0	38.0	0	0	-	0	2	2	1	0
NFL totals		33	6	53	29	24	5.0	38.0	0	0	-	0	7	2	2	0

PLAYOFFS

Year	Team	GP	TACKLES					INTERCEPTIONS				FUMBLES				
			GS	Tot	Solo	Asst	Sk	Yds	No	Yds	Lg	TD	PD	FF	FR	Yds
2023	Cle	1	0	0	0	0	0.0	0.0	0	0	-	0	0	0	0	0

ADDITIONAL STATISTICS: Multiple-sack games: None. Blocked FG: None. Fumble return TDs: None.

SINGLE-GAME HIGHS & CAREER MILESTONES: TACKLES - 6, at Cin., 1/7/24. Solo - 5, at Cin., 1/7/24. INTERCEPTIONS: None. Yards - N/A. TDs - None. FUMBLES: Forced - 1, vs. Chi. 12/17/23; at Cin., 1/7/24. Recovered - 1, at Pit., 1/8/23. Passes defended: 1, four times; last: at Cin., 12/11/22. Sacks - 1, most recent, vs. NYJ, 12/28/23. NFL debut: at Car., 9/11/22. First NFL start: vs. Pit., 9/22/22. First NFL sack: N/A

WRIGHT'S GAME-BY-GAME STATISTICS


2023, CLEVELAND																
Date	Opp	GP	TACKLES					INTERCEPTIONS				FUMBLES				
			GS	Tot	So	As	Sk	Yd	Int	Yd	Lg	TD	PD	FF	FR	
9/10	Cin-W	1		1	0	1	0.0	0.0	0	0	-	0	0	0	0	0
9/18	at Pit-L	1		1	0	1	0.0	0.0	0	0	-	0	0	0	0	0
9/24	Ten-W	1		4	3	1	1.0	10.0	0	0	-	0	0	0	0	0
10/1	Bal-L	1		1	0	1	0.0	0.0	0	0	-	0	0	0	0	0
10/15	SF-W	1		1	1	0	0.0	0.0	0	0	-	0	0	0	0	0
10/22	at Ind-W	1		0	0	0	0.0	0.0	0	0	-	0	0	0	0	0
10/29	at Sea-L	1		0	0	0	0.0	0.0	0	0	-	0	0	0	0	0
11/5	Ari-W															
11/12	at Bal-W	1		1	0	1	0.0	0.0	0	0	-	0	0	0	0	0
11/19	Pit-W	1		1	0	1	0.0	0.0	0	0	-	0	0	0	0	0
11/26	at Den-L	1		2	0	2	0.0	0.0	0	0	-	0	0	0	0	1
12/3	at LAR-L	1		0	0	0	0.0	0.0	0	0	-	0	0	0	0	0
12/10	Jax-W	1		1	1	0	0.0	0.0	0	0	-	0	0	0	0	0
12/17	Chi-W	1		4	4	0	1.0	7.0	0	0	-	0	0	0	1	0
12/24	at Hou-W	1		1	1	0	1.0	10.0	0	0	-	0	0	1	0	0
12/28	NYJ-W	1		1	1	0	1.0	1.0	0	0	-	0	0	0	0	0
1/7	at Cin-L	1	DE	6	5	1	1.0	10.0	0	0	-	0	0	0	1	0
2023 totals		16	1	25	16	9	5.0	38.0	0	0	-	0	1	2	1	0
1/13	at Hou-L	1		0	0	0	0.0	0.0	0	0	-	0	0	0	0	0

1-AFC Wild Card Round

2022, CLEVELAND																
Date	Opp	GP	TACKLES					INTERCEPTIONS				FUMBLES				
			GS	Tot	So	As	Sk	Yd	Int	Yd	Lg	TD	PD	FF	FR	
9/11	at Car-W	1		2	2	0	0.0	0.0	0	0	-	0	1	0	0	0
9/18	NYJ-L	1		0	0	0	0.0	0.0	0	0	-	0	1	0	0	0
9/22	Pit-W	1	DE	2	0	2	0.0	0.0	0	0	-	0	0	0	0	0
10/2	at At-L	1	DE	4	2	2	0.0	0.0	0	0	-	0	0	0	0	0
10/9	LAC-L	1		2	2	0	0.0	0.0	0	0	-	0	0	0	0	0
10/16	NE-L	1	DE	2	2	0	0.0	0.0	0	0	-	0	0	0	0	0
10/23	at Bal-L	1		2	2	0	0.0	0.0	0	0	-	0	0	0	0	0
10/31	Cin-W	1	DE	0	0	0	0.0	0.0	0	0	-	0	0	0	0	0
11/13	at Mia-L	1		2	1	1	0.0	0.0	0	0	-	0	0	0	0	0
11/20	at Buf-L	1		1	0	1	0.0	0.0	0	0	-	0	0	0	0	0
11/27	TB-W	1		0	0	0	0.0	0.0	0	0	-	0	1	0	0	0
12/4	at Hou-W	1		4	1	3	0.0	0.0	0	0	-	0	1	0	0	0
12/11	at Cin-L	1		1	0	1	0.0	0.0	0	0	-	0	1	0	0	0
12/18	Bal-W	1		1	1	0	0.0	0.0	0	0	-	0	0	0	0	0
12/24	NO-L	1	DE	0	0	0	0.0	0.0	0	0	-	0	0	0	0	0
1/1	at Was-W	1		2	0	2	0.0	0.0	0	0	-	0	0	0	0	0
1/8	at Pit-L	1		3	0	3	0.0	0.0	0	0	-	0	0	0	0	1
2022 totals		17	5	28	13	15	0.0	0.0	0	0	-	0	5	0	1	0



56 | LUKE WYPLER



POSITION CENTER | HEIGHT 6-3 | WEIGHT 303 | SCHOOL OHIO STATE
BORN 5/3/2001 | ACQUIRED D6-'23 | EXPERIENCE 2ND

CAREER TRANSACTIONS

Originally selected by the Cleveland Browns in the sixth round (190th overall) of the 2023 NFL Draft.

KEY NOTES

- Appeared in six games in 2023, with one start at right guard.
- Played three seasons at Ohio State (2020-22) and was a two-year starter at center in 2021 and 2022 with 26 consecutive starts.
- Centered a line in 2022 that allowed the sixth-fewest TFLs in the country (50) and the seventh-fewest sacks (12).
- Helped Ohio State to No. 9 ranking nationally in total offense (490.7 ypg) and No. 2 in scoring (44.2 ppg) in 2022.

PERSONAL

- Native of Montvale, N.J. and attended St. Joseph Regional High School.
- Played in the Army All-American Bowl in San Antonio.
- Active juggler and has performed standup comedy.

WYPLER'S CAREER STATISTICS

Year	Team	GP	GS
2023	Cle	5	1

PLAYOFFS			
Year	Team	GP	GS
2023	Cle	0	0



36 | CADE YORK



POSITION KICKER | HEIGHT 6-1 | WEIGHT 206 | SCHOOL LOUISIANA STATE
BORN 1/27/2001 | ACQUIRED 04B-'22 | EXPERIENCE 2ND

CAREER TRANSACTIONS

Originally drafted by the Cleveland Browns in the fourth round (124th overall) of the 2022 NFL Draft... Waived by the Browns on Aug. 28, 2023...Signed to the Tennessee Titans' practice squad on Aug. 31, 2023... Signed to the New York Giants' active roster on Nov. 3, 2023...Waived by the Giants on Nov. 22, 2023...Signed to the Giants' practice squad on Nov. 24, 2023... Released by the Giants on Dec. 22, 2023...Signed as a free agent by the Cleveland Browns on March 25, 2024.

AWARDS/HONORS

- Named AFC Special Teams Player of the Week for Week 1 in 2022.
- 2022 Browns Maurice Bassett Award winner, given to team's most outstanding rookie during training camp.

KEY NOTES

- Set Browns rookie records for points (107) and PATs (35), while finishing second for field goals made (24).
- In NFL debut, converted all four field goal attempts, including game-winning 58-yard field goal with 0:08 remaining lifting the Browns to a 26-24 win at Carolina on Sept. 11, 2022. His 58-yarder marked the second-longest game-winning field goal by a rookie in the final two minutes of regulation or in overtime in NFL history, trailing only Jake Elliott (61-yards with no time remaining on Sept. 24, 2017). The 58-yard FG was the club's longest since 1984.
- The highest-drafted kicker in the NFL since 2016.
- Selected second team All-SEC by coaches in 2021 as a junior, connecting on 15-of-18 field goals and all 39 PATs to reach a streak of 118 consecutive PATs made, a school record.
- Led the nation in PATs (89) and finished second in country in scoring (152) as a freshman in 2019. His 152 points were the most by a kicker in college football in 2019 and trailed only Wisconsin running back Jonathan Taylor for points scored (156).

PERSONAL

- Native of McKinney, Texas and attended Prosper High School.
- Earned a 3.9 GPA in college as a finance major at LSU.

- Played soccer growing up until transitioning to football in high school.

BEYOND FOOTBALL

- Represented Best Buddies in 2022 during My Cause, My Cleats. Best Buddies is dedicated to establishing a global volunteer movement that creates opportunities for one-to-one friendships, integrated employment, leadership development and inclusive living for individuals with intellectual and developmental disabilities (IDD).
- Active in the Cleveland community, volunteering at numerous events at schools, hospitals and the Cleveland Food Bank.

YORK'S CAREER STATISTICS

Year	Team	FIELD GOALS					EXTRA POINTS			SCORING	
		FGM	FGA	Pct	Lg	Blk	XP	XPA	Pct	Blk	Points
2022	Cle	24	32	75.0	58	3	35	37	94.6	0	107
2023	NYG	0	0	-	-	-	0	0	-	-	0
2023	Ten	0	0	-	-	-	0	0	-	-	0
NFL totals		24	32	75.0	58	3	35	37	94.3	0	107

FIELD GOALS		1-19		20-29		30-39		40-49		50+	
Year	Team	1-19	Pct	20-29	Pct	30-39	Pct	40-49	Pct	50+	Pct
2022	Cle	0/0	-	5/5	100.0	9/12	75.0	6/8	75.0	4/7	57.1
2023	NYG	0/0	-	0/0	-	0/0	-	0/0	-	0/0	-
2023	Ten	0/0	-	0/0	-	0/0	-	0/0	-	0/0	-
NFL totals		0/0	-	5/5	100.0	9/12	75.0	6/8	75.0	4/7	57.1


2022: (26, 34, 36, 58); (22); (34); (29, 45); (45WR, 54WR); (39, 48, 51); (41, 37, 60B); (53B, 56); (37); (32, 34B); (51, 9WL); (43, 42); (26; (37)).

CAREER MILESTONES: Game-winning FGs: 58 yards, at Car., 9/11/22. Special teams tackles: 2. NFL debut: at Car., 9/11/22.

COMMUNITY
STAFF
PLAYERS
2023 SEASON
HISTORY
RECORDS
GAME DAY



51 | MIKE HALL JR.



POSITION DEFENSIVE TACKLE | HEIGHT 6-3 | WEIGHT 300 | SCHOOL OHIO STATE
BORN 6/13/2003 | ACQUIRED D2-'24 | EXPERIENCE R

CAREER TRANSACTIONS

Originally selected by the Cleveland Browns in the second round (54th overall) of the 2024 NFL Draft.

KEY NOTES

- During three seasons at Ohio State (2021-23), appeared in 28 games with 11 starts, totaling 45 career tackles, 10.0 tackles-for-loss and six sacks.
- In 2023, had a career best 24 tackles and was named third-team All-Big Ten Conference.
- Appeared in 12 games during the 2022 season, tying for the team lead with 4.5 sacks.
- Red-shirted the 2021 season after appearing in four games.

PERSONAL

- Native of Streetsboro, Ohio where he attended Streetsboro High School, leading the Rockets to their first-ever playoff win as a junior.
- Grew up in Cleveland, first living in Garfield Heights until he was 15 years old before moving to Streetsboro. Attended Benedictine High School and spent the remaining three years at Streetsboro High School.
- Recently became a father to his son, Michael "Trey" Hall, in 2023.

HALL JR.'S COLLEGE STATISTICS

Year	Team	GP	GS	TACKLES			INTERCEPTIONS					FUMBLES					
				Tot	Solo	Asst	Sk	Yds	No	Yds	Lg	TD	PD	FF	FR	Yds	
2021	Ohio State	4	0	2	1	1	0.0	0.0	0	0	0	0	0	0	0	0	0
2022	Ohio State	12	5	19	9	10	4.5	0.0	0	0	0	0	0	0	1	0	0
2023	Ohio State	12	6	24	9	15	1.5	0.0	0	0	0	0	0	0	0	0	0
Career totals		28	11	45	19	26	6.0	0.0	0	0	0	0	0	0	1	0	0



70 | ZAK ZINTER



POSITION GUARD | HEIGHT 6-6 | WEIGHT 310 | SCHOOL MICHIGAN
BORN 4/17/2001 | ACQUIRED D3-'24 | EXPERIENCE R

CAREER TRANSACTIONS

Originally selected by the Cleveland Browns in the second round (85th overall) of the 2024 NFL Draft.

KEY NOTES

- Appeared in 45 games with 42 starts along the offensive line during his college career at Michigan (2020-23).
- Voted team captain by teammates in 2023.
- Three-time All-Big Ten selection.
- In 2023, appeared in 12 games with 12 starts and was named an All-American and All-Big Ten selection. Helped Michigan win the CFP National Championship.
- Helped Michigan's offensive line win the Joe Moore Award as the nation's top unit in 2021 and 2022.

PERSONAL

- Native of North Andover, Mass. and attended Buckingham Browne and Nichols School prep school. Also competed in track and field and won state titles in shot put and discus as a sophomore and junior.
- Wrote an illustrated hardcover book called The Men Up Front, which explores offensive line play and Michigan traditions.
- Majored in sport management.

ZINTER'S COLLEGE STATISTICS

Year	Team	GP	GS
2020	Michigan	6	4
2021	Michigan	13	12
2022	Michigan	14	14
2023	Michigan	12	12
Career totals		45	43



80 | JAMARI THRASH



POSITION WIDE RECEIVER | HEIGHT 6-0 | WEIGHT 190 | SCHOOL LOUISVILLE
BORN 12/19/2000 | ACQUIRED 05-'24 | EXPERIENCE R

CAREER TRANSACTIONS

Originally selected by the Cleveland Browns in the fifth round (156th overall) of the 2024 NFL Draft.

KEY NOTES

- Appeared in 49 games with 28 starts with Georgia State (2019-22) and Louisville (2023), recording 167 receptions for 2,610 receiving yards and 18 receiving touchdowns.
- In 2023, was named second team All-ACC after leading the Cardinals with 63 receptions, 858 receiving yards and six touchdowns.
- Led the Sun Belt with 1,122 receiving yards at Georgia State in 2022 and was named first team All-Sun Belt Conference.
- As a sophomore, led the Panthers with 32 receptions and 452 receiving yards.
- Finished career at GSU fifth in rec. yards (1,752), eighth in receptions (104) and tied for sixth in touchdown receptions (12).

PERSONAL

- First name is pronounced juh-MAR-ee.
- Native of LaGrange, Ga. and attended Troup County High School.
- Class AAAA 1st-Team All-State as a senior (10 rec TD).

THRASH'S COLLEGE STATISTICS

Year	Team	GP	GS	RECEIVING				RUSHING					
				No	Yds	Avg	LG	TD	Att	Yds	Avg	Lg	TD
2019	Georgia St.	3	0	2	17	8.5	10	0	0	0	0	0	0
2020	Georgia St.	9	0	9	161	17.9	57	2	0	0	0	0	0
2021	Georgia St.	13	13	32	452	14.1	27	3	1	5	5	5	0
2022	Georgia St.	12	12	61	1122	18.4	76	7	2	5	2.5	-	0
2023	Louisville	12	12	63	858	13.6	85	6	1	12	12	12	1
Career totals		49	37	167	2,610	15.6	285	18	4	22	19.5	12	1



40 | NATHANIEL WATSON



POSITION LINEBACKER | HEIGHT 6-0 | WEIGHT 233 | SCHOOL MISSISSIPPI STATE
BORN 9/1/2000 | ACQUIRED D6-'24 | EXPERIENCE R

CAREER TRANSACTIONS

Originally selected by the Cleveland Browns in the sixth round (206th overall) of the 2024 NFL Draft.

KEY NOTES

- Appeared in 57 games with 46 starts in his collegiate career at Mississippi State (2018-23), recording 379 tackles, 21 sacks, two interceptions and seven passes defended.
- Led the SEC in total tackles (137) and sacks (10) in 2023.
- Became the first SEC player to lead the conference in both tackles and sacks in the same season.
- Named a finalist for the 2023 Butkus Award for the nation's top linebacker after recording 137 tackles and 10 sacks in 12 games.
- Named the 2023 AP SEC Defensive Player of the Year.
- Finished second in the SEC with 113 tackles and a team-leading 12 sacks in 2022.

PERSONAL

- Native of Maplesville, Ala. and attended Maplesville High School.
- Graduated with a master's in workforce education and an undergraduate degree in interdisciplinary studies.
- Uncle, Harold Morrow, played in the NFL with the Minnesota Vikings (1996-02), Baltimore Ravens (2003-04) and Arizona Cardinals (2005).

WATSON'S COLLEGE STATISTICS

Year	Team	GP	GS	TACKLES				INTERCEPTIONS				FUMBLES					
				Tot	Solo	Asst	Sk	Yds	No	Yds	Lg	TD	PD	FF	FR	Yds	
2018	Miss. St.	2	0	3	2	1	0.0	0.0	0	0	0	0	0	0	0	0	0
2019	Miss. St.	7	0	2	1	1	0.0	1.0	0	0	0	0	0	0	0	0	0
2020	Miss. St.	11	3	39	15	24	0.0	3.0	0	0	0	0	1	0	0	0	0
2021	Miss. St.	12	12	83	33	50	5.0	6.0	0	0	0	0	1	0	0	0	0
2022	Miss. St.	13	12	113	51	62	6.0	12.0	1	51	51	0	1	1	0	0	0
2023	Miss. St.	12	12	137	35	102	10.0	13.0	1	16	16	0	2	2	2	9	9
Career totals		57	39	377	137	240	21.0	35.0	2	67	67	0	5	3	2	9	9



26 | MYLES HARDEN



POSITION CORNERBACK | HEIGHT 5-11 | WEIGHT 195 | SCHOOL SOUTH DAKOTA
BORN 12/13/2001 | ACQUIRED D7A-'24 | EXPERIENCE R

CAREER TRANSACTIONS

Originally selected by the Cleveland Browns in the seventh round (227th overall) of the 2024 NFL Draft.

KEY NOTES

- Appeared in 29 games with 28 starts in his collegiate career at South Dakota (2020-23), recording 143 total tackles, six interceptions, 26 PBUs, four FR and 5 FF.
- Named third team AP FCS All-American and first team All-Missouri Valley Football Conference in 2023. Led the Coyotes with 6 PBUs.
- In his junior season, finished tied for fourth in the FCS in forced fumbles with four. Also led the team with three interceptions and was named second team All-Missouri Valley Football Conference.

PERSONAL


- Native of Miami Gardens, Fla. and attended Miramar High School where he also lettered in track.
- Majored in kinesiology and sport management.

HARDEN'S COLLEGE STATISTICS

Year	Team	GP	GS	TACKLES			INTERCEPTIONS				FUMBLES					
				Tot	Solo	Asst	Sk	Yds	No	Yds	Lg	TD	PD	FF	FR	Yds
2020	SDU	4	4	16	12	4	0.0	0.0	2	2	2	0	9	0	0	0
2021	SDU	6	5	25	19	6	0.0	0.0	0	0	0	0	1	1	2	0
2022	SDU	6	6	44	29	15	1.0	8.0	3	0	0	0	9	4	1	0
2023	SDU	13	13	58	31	27	0.0	0.0	1	23	23	0	7	0	1	0
Career totals		29	28	143	81	52	1.0	8.0	6	25	23	0	26	5	4	0



53 | JOWON BRIGGS



POSITION DEFENSIVE TACKLE | HEIGHT 6-1 | WEIGHT 313 | SCHOOL CINCINNATI
BORN 9/1/2001 | ACQUIRED D7B-'24 | EXPERIENCE R

CAREER TRANSACTIONS

Originally selected by the Cleveland Browns in the seventh round (243rd overall) of the 2024 NFL Draft.

KEY NOTES

- Appeared in 59 games with Virginia (2019-20) and Cincinnati (2021-23), recording 170 tackles and 12 sacks in his career.
- Named captain in 2023.
- Started all 12 games in his senior season, earning honorable mention All-Big 12 Conference honors.
- Was named first team All-American Athletic Conference in 2022, starting all 13 games in his first season with the Bearcats.

PERSONAL

- First name pronounced JOE-whan.
- Native of Cincinnati, Ohio and attended Walnut Hills High School.
- Married to wife, Nyaje, and has three children: Jowon, Reine and Zane.
- Was a tenor in the UVA University Singers ensemble.

BRIGGS' COLLEGE STATISTICS

Year	Team	GP	GS	TACKLES				INTERCEPTIONS				FUMBLES					
				Tot	Solo	Asst	Sk	Yds	No	Yds	Lg	TD	PD	FF	FR	Yds	
2019	UVA	13	7	19	5	14	1.0	3.0	0	0	0	0	0	0	0	0	0
2020	UVA	13	7	29	5	15	3.0	4.0	0	0	0	0	0	0	0	0	0
2021	Cincinnati	14	5	42	9	0	3.0	4.0	0	0	0	0	0	0	0	0	0
2022	Cincinnati	13	13	60	16	44	3.0	4.5	0	0	0	0	0	0	0	0	0
2023	Cincinnati	12	12	27	9	18	2.0	6.0	0	0	0	0	0	0	0	0	0
Career totals		65	44	177	44	91	12.0	21.5	0	0	0	0	0	0	0	0	0



87 | AHMAREAN BROWN



POSITION WIDE RECEIVER | HEIGHT 5-8 | WEIGHT 170 | SCHOOL SOUTH CAROLINA
BORN 12/19/2000 | ACQUIRED FA-'24 | EXPERIENCE R

CAREER TRANSACTIONS

Originally signed by the Cleveland Browns as an undrafted free agent on May 10, 2024.

KEY NOTES

- Played five years of collegiate football, beginning his career at Georgia Tech (2019-20) before transferring to South Carolina (2021-23)
- Appeared in 54 career games making 27 starts, logged 92 career receptions for 1,136 yards and nine touchdowns, also rushed for one touchdown, returned a block punt for a score and threw for another TD.
- Named to SEC Fall Academic Honor Roll twice in 2021 and 2022.

PERSONAL

- Name pronounced AH-mar-EE-an.
- Native of Tampa, Fla. and attended Jefferson High School.
- Placed fourth at the 2017 Florida 2A state track championship in the 100m (10.40).
- Earned a degree in interdisciplinary studies.



67 | JAVION COHEN



POSITION GUARD | HEIGHT 6-4 | WEIGHT 322 | SCHOOL MIAMI (FLA.)
BORN 8/8/2002 | ACQUIRED FA-'24 | EXPERIENCE R

CAREER TRANSACTIONS

Originally signed by the Cleveland Browns as an undrafted free agent on May 10, 2024.

KEY NOTES


- Spent time at Alabama (2021-23) where he was named second-team All-SEC in 2022 before transferring to Miami (Fla.) for the 2023 season.
- Appeared in 42 career games with 36 starts.
- Served as one of the top performers on the offensive line, earning All-ACC Honorable Mention for the Hurricanes in 2023.
- Played a key role in the Hurricanes' offensive line that was named to midseason honor roll for Joe Moore Award, honoring the nation's top unit.

PERSONAL

- First pronounced JAY-viy-ahn.
- Native of Phenix City, Ala. and attended Central High School where he helped Central-Phenix win the Alabama 7A State Championship for this first time since 1993.
- Majored in American Studies.



41 | CHRISTOPHER EDMONDS



POSITION SAFETY | HEIGHT 6-2 | WEIGHT 210 | SCHOOL ARIZONA STATE
BORN 7/16/2001 | ACQUIRED FA-'24 | EXPERIENCE R

CAREER TRANSACTIONS

Originally signed by the Cleveland Browns as an undrafted free agent on May 10, 2024.

KEY NOTES

- Started his collegiate career at Samford (2019-21) before transferring to Arizona State (2022-23).
- Appeared in 24 games at Arizona State, posting 121 tackles, three interceptions and eight passes defended.
- Finished the 2023 season fifth on the team in tackles, while leading the team with three interceptions.
- Played 27 games at Samford, recording 83 tackles, eight interceptions and ten passes defended.
- Named first team All-SoCon and was a finalist for the Buck Buchanan Award for the top defensive player in all of FCS football in 2021.

PERSONAL

- Native of Phenix City, Ala. and prepped at Brookstone School in Columbus, Ga., where he played both wide receiver and defensive back.
- Graduated from Arizona State in spring 2023 with a bachelor's degree in liberal studies.



49 | DYSHAWN GALES



POSITION CORNERBACK | HEIGHT 5-10 | WEIGHT 188 | SCHOOL SOUTH DAKOTA STATE
BORN 7/5/2000 | ACQUIRED FA-'24 | EXPERIENCE R

CAREER TRANSACTIONS

Originally signed by the Cleveland Browns as an undrafted free agent on May 10, 2024.

KEY NOTES


- Played 64 games at South Dakota State (2018-23), recording 154 tackles, nine interceptions and 30 passes defended.
- Led the team with four interceptions and ranked second with six pass breakups in 2022.
- Named first team All-Missouri Valley Football Conference in 2022 and was a five-time MVFC Academic Honor Roll honoree.
- Voted a team captain in 2023.

PERSONAL

- First name pronounced DEE-shawn.
- Native of North Chicago, Ill. and attended North Chicago Community High School where he was selected as an Academic All-Star in both football and basketball and earned first-team all-conference and all-area honors during both his junior and senior seasons.



59 | WINSTON REID



POSITION LINEBACKER | HEIGHT 6-0 | WEIGHT 225 | SCHOOL WEBER STATE
BORN 8/3/1999 | ACQUIRED FA-'24 | EXPERIENCE R

CAREER TRANSACTIONS

Originally signed by the Cleveland Browns as an undrafted free agent on May 10, 2024.

KEY NOTES

- Played in 47 career games for Weber State (2017-2023) where he began as a walk-on, totaled 281 career tackles, 28.5 tackles for loss and added seven sacks throughout his collegiate career.
- Finished second in Weber State history in career solo tackles with 170.
- Named a team captain in 2022, earning All-American honors and first-team All-Big Sky honors.
- Finished eighth in the nation in tackles at 10.7 per game in 2023.

PERSONAL

- Native of St. George, Utah and attended Copper Hills High School.
- Father Mike played football at Weber State, has five siblings.
- Pursued a master's degree in health administration at Weber State.



49 | AIDAN ROBBINS



POSITION RUNNING BACK | HEIGHT 6-2 | WEIGHT 237 | SCHOOL BRIGHAM YOUNG
BORN 12/22/2000 | ACQUIRED FA-'24 | EXPERIENCE R

CAREER TRANSACTIONS

Originally signed by the Cleveland Browns as an undrafted free agent on May 10, 2024.

KEY NOTES

- Played his final collegiate year at BYU (2023), after transferring from UNLV (2022) and Louisville (2019-2021).
- Totaled 1,703 yards from scrimmage, 12 touchdowns and 30 receptions in his career. Started in all 11 of his games with UNLV, leading the team in rushing with 209 carries for 1,011 yards and nine touchdowns in 2022.
- Started in seven of his eight appearances for the Cougars in 2023, totaling 518 scrimmage yards and one touchdown, and averaging 64.8 scrimmage yards per game.

PERSONAL

- Native of Louisville, Ky. and attended DuPont Manual High School.
- Graduated from Louisville in 2022 with a degree in business marketing and pursued an MBA at Brigham Young.
- Speaks Spanish and loves history and crime documentaries.



69 | LORENZO THOMPSON



POSITION TACKLE | HEIGHT 6-6 | WEIGHT 305 | SCHOOL RHODE ISLAND
BORN 6/21/2000 | ACQUIRED FA-'24 | EXPERIENCE R

CAREER TRANSACTIONS

Originally signed by the Cleveland Browns as an undrafted free agent on May 10, 2024.

KEY NOTES

- Appeared in 46 games at Rhode Island (2018-23), finishing his collegiate career with 37 consecutive starts.
- Elected a team captain by his teammates in 2023.
- Earned Phil Steele Third Team All-American, All-CAA Football First Team, and New England Football Writers Association All-New England Team honors in 2023 and All-CAA Football Third Team in 2022.

PERSONAL

- Native of Syracuse, N.Y. and attended Cicero North High School where he earned First-Team All-Section 3 and All-County honors at left tackle in 2017.



82 | TREYTON WELCH



POSITION TIGHT END | HEIGHT 6-4 | WEIGHT 240 | SCHOOL WYOMING
BORN 1/10/2001 | ACQUIRED FA-'24 | EXPERIENCE R

CAREER TRANSACTIONS

Originally signed by the Cleveland Browns as an undrafted free agent on May 10, 2024.

KEY NOTES

- Appeared in 49 career games at Wyoming (2019-23), recording 77 receptions, 874 receiving yards and nine touchdowns. In his final season at Wyoming, Welch totaled 31 receptions, 308 yards and two touchdowns, averaging 9.9 yards per catch.
- Earned First Team All-Mountain West honors (PFF), Third Team All-American (Phil Steele) and Honorable Mention by Mountain West head coaches and media, he also earned academic All-Mountain West honors in 2023.
- Appeared in 12 games during the 2022 season, tying for the team lead with 4.5 sacks.
- Red-shirted the 2021 season after appearing in four games.

PERSONAL

- Native of Buffalo, Minn. and attended Buffalo High School, where he set nearly every receiving record.
- Was named a finalist for Mr. Football Award in Minnesota as a senior.
- An outstanding high school hockey player. He played for football coach Todd Bouman at Buffalo High School. He was also recruited by North Dakota State and Brown University.

2023 SEASON



2023 AMERICAN FOOTBALL CONFERENCE

AFC EAST	W	L	T	PCT	PF	PA	HOME	AWAY	CONF	DIV	STRK
xz-Buffalo Bills	11	6	0	.647	451	311	7-2-0	4-4-0	7-5-0	4-2-0	Won 5
x-Miami Dolphins	11	6	0	.647	496	391	7-2-0	4-4-0	7-5-0	4-2-0	Lost 2
New York Jets	7	10	0	.412	268	355	4-5-0	3-5-0	4-8-0	2-4-0	Won 1
New England Patriots	4	13	0	.235	236	366	1-8-0	3-5-0	4-8-0	2-4-0	Lost 2
AFC NORTH	W	L	T	PCT	PF	PA	HOME	AWAY	CONF	DIV	STRK
xz*-Baltimore Ravens	13	4	0	.765	483	280	6-3-0	7-1-0	8-4-0	3-3-0	Lost 1
x-Cleveland Browns	11	6	0	.647	396	362	8-1-0	3-5-0	8-4-0	3-3-0	Lost 1
x-Pittsburgh Steelers	10	7	0	.588	304	324	5-4-0	5-3-0	7-5-0	5-1-0	Won 3
Cincinnati Bengals	9	8	0	.529	366	384	6-3-0	3-5-0	4-8-0	1-5-0	Won 1
AFC SOUTH	W	L	T	PCT	PF	PA	HOME	AWAY	CONF	DIV	STRK
xz-Houston Texans	10	7	0	.588	377	353	6-3-0	4-4-0	7-5-0	4-2-0	Won 2
Jacksonville Jaguars	9	8	0	.529	377	371	4-5-0	5-3-0	6-6-0	4-2-0	Lost 1
Indianapolis Colts	9	8	0	.529	396	415	4-5-0	5-3-0	7-5-0	2-3-0	Lost 1
Tennessee Titans	6	11	0	.353	305	367	5-4-0	1-7-0	4-8-0	1-5-0	Won 1
AFC WEST	W	L	T	PCT	PF	PA	HOME	AWAY	CONF	DIV	STRK
xz-Kansas City Chiefs	11	6	0	.647	371	294	5-4-0	6-2-0	9-3-0	4-2-0	Won 2
Las Vegas Raiders	8	9	0	.471	332	331	6-3-0	2-6-0	6-6-0	4-2-0	Won 1
Denver Broncos	8	9	0	.471	357	413	5-4-0	3-5-0	5-7-0	3-3-0	Lost 1
Los Angeles Chargers	5	12	0	.294	346	398	2-7-0	3-5-0	3-9-0	1-5-0	Lost 5

2023 NATIONAL FOOTBALL CONFERENCE

NFC EAST	W	L	T	PCT	PF	PA	HOME	AWAY	CONF	DIV	STRK
xz-Dallas Cowboys	12	5	0	0.706	509	315	8-0-0	4-5-0	9-3-0	5-1-0	Won 2
x-Philadelphia Eagles	11	6	0	.647	433	428	6-2-0	5-4-0	7-5-0	4-2-0	Lost 2
New York Giants	6	11	0	0.353	266	407	4-4-0	2-7-0	5-7-0	3-3-0	Won 1
Washington Commanders	4	13	0	0.235	329	518	1-7-0	3-6-0	2-10-0	0-6-0	Lost 8
NFC NORTH	W	L	T	PCT	PF	PA	HOME	AWAY	CONF	DIV	STRK
xz-Detroit Lions	12	5	0	0.706	461	395	6-2-0	6-3-0	8-4-0	4-2-0	Won 1
x-Green Bay Packers	9	8	0	0.529	383	350	5-3-0	4-5-0	7-5-0	4-2-0	Won 3
Minnesota Vikings	7	10	0	0.412	344	362	2-6-0	5-4-0	6-6-0	2-4-0	Lost 4
Chicago Bears	7	10	0	0.412	360	379	5-3-0	2-7-0	6-6-0	2-4-0	Lost 1
NFC SOUTH	W	L	T	PCT	PF	PA	HOME	AWAY	CONF	DIV	STRK
xz-Tampa Bay Buccaneers	9	8	0	0.529	348	325	4-4-0	5-4-0	7-5-0	4-2-0	Won 1
New Orleans Saints	9	8	0	0.529	402	327	5-3-0	4-5-0	6-6-0	4-2-0	Won 2
Atlanta Falcons	7	10	0	0.412	321	373	5-3-0	2-7-0	4-8-0	3-3-0	Lost 2
Carolina Panthers	2	15	0	0.118	236	416	2-6-0	0-9-0	1-11-0	1-5-0	Lost 3
NFC WEST	W	L	T	PCT	PF	PA	HOME	AWAY	CONF	DIV	STRK
xz*-San Francisco 49ers	12	5	0	0.706	491	298	5-3-0	7-2-0	10-2-0	5-1-0	Lost 1
x-Los Angeles Rams	10	7	0	0.588	404	377	5-3-0	5-4-0	8-4-0	5-1-0	Won 4
Seattle Seahawks	9	8	0	0.529	364	402	5-3-0	4-5-0	7-5-0	2-4-0	Won 1
Arizona Cardinals	4	13	0	0.235	330	455	2-6-0	2-7-0	3-9-0	0-6-0	Lost 1

x--Clinched Playoffs | y--Clinched Wild Card | z--Clinched Division | *--Clinched Conference

PLAYOFF RESULTS

WILD CARD GAMES

Cleveland Browns 14 at HOUSTON TEXANS 45 (Jan. 13, 2024)
 Miami Dolphins 7 at KANSAS CITY CHIEFS 26 (Jan. 13, 2024)
 GREEN BAY PACKERS 48 at Dallas Cowboys 32 (Jan. 14, 2024)
 Los Angeles Rams 23 at DETROIT LIONS 24 (Jan. 14, 2024)
 Pittsburgh Steelers 17 at BUFFALO BILLS 31 (Jan. 15, 2024)
 Philadelphia Eagles 9 at TAMPA BAY BUCCANEERS 32 (Jan. 15, 2023)

DIVISIONAL PLAYOFFS

Houston Texans 10 at BALTIMORE RAVENS 34 (Jan. 20, 2024)
 Green Bay Packers 21 at SAN FRANCISCO 49ERS 24 (Jan. 20, 2024)
 Tampa Bay Buccaneers 23 at DETROIT LIONS 31 (Jan. 21, 2024)
 KANSAS CITY CHIEFS 27 at Buffalo Bills 24 (Jan. 21, 2024)

CONFERENCE CHAMPIONSHIPS

KANSAS CITY CHIEFS 17 at Baltimore Ravens 10 (Jan. 28, 2024)
 Detroit Lions 31 at SAN FRANCISCO 49ERS 34 (Jan. 28, 2024)

PRO BOWL: ORLANDO, FLORIDA

NFC 34 vs AFC 50

SUPER BOWL LVIII AT LAS VEGAS, NEVADA

KANSAS CITY CHIEFS 25 at San Francisco 49ers 22 (Feb. 11, 2024)

Winner in CAPS

2023 STATISTICS

Cleveland Browns / Week 18 / Through Sunday, January 7, 2024 / Regular Season

Won 11, Lost 6

9/10/2023	W	24 - 3	Cincinnati Bengals
9/18/2023	L	22 - 26	at Pittsburgh Steelers
9/24/2023	W	27 - 3	Tennessee Titans
10/1/2023	L	3 - 28	Baltimore Ravens
10/15/2023	W	19 - 17	San Francisco 49ers
10/22/2023	W	39 - 38	at Indianapolis Colts
10/29/2023	L	20 - 24	at Seattle Seahawks
11/5/2023	W	27 - 0	Arizona Cardinals
11/12/2023	W	33 - 31	at Baltimore Ravens
11/19/2023	W	13 - 10	Pittsburgh Steelers
11/26/2023	L	12 - 29	at Denver Broncos
12/3/2023	L	19 - 36	at Los Angeles Rams
12/10/2023	W	31 - 27	Jacksonville Jaguars
12/17/2023	W	20 - 17	Chicago Bears
12/24/2023	W	36 - 22	at Houston Texans
12/28/2023	W	37 - 20	New York Jets
1/7/2024	L	14 - 31	at Cincinnati Bengals

Total First Downs	325	253
Rushing	121	87
Passing	173	136
Penalty	31	30
3rd Down: Made/Att	80/253	67/230
3rd Down Pct.	31.6%	29.1%
4th Down: Made/Att	18/32	6/15
4th Down Pct.	56.3%	40.0%
Possession Avg.	32:19	27:41
Total Net Yards	5710	4593
Avg. Per Game	335.9	270.2
Total Plays	1187	1004
Avg. Per Play	4.8	4.6
Net Yards Rushing	2017	1793
Avg. Per Game	118.6	105.5
Total Rushes	518	420
Net Yards Passing	3693	2800
Avg. Per Game	217.2	164.7
Sacked/Yards Lost	45/318	49/349
Gross Yards	4011	3149
Attempts/Completions	624/355	535/307
Completion Pct.	56.9%	57.4%
Had Intercepted	23	18
Punts/Average	90/49.4	112/47.3
Net Punting Avg.	42.4	42.1
Penalties/Yards	115/897	118/923
Fumbles/Ball Lost	27/14	21/10
Touchdowns	42	44
Rushing	15	15
Passing	24	23
Returns	3	6

Score By Periods	Q1	Q2	Q3	Q4	OT	Pts		
Team	74	139	70	113	0	396		
Opponents	107	87	61	107	0	362		
Scoring	TD	Ru	Pa	Rt	PAT	FG	2Pt	Pts
D.Hopkins	0	0	0	0	24/26	33/36	0	123
J.Ford	9	4	5	0	0/0	0/0	1	56
K.Hunt	9	9	0	0	0/0	0/0	0	54
D.Njoku	6	0	6	0	0/0	0/0	0	36
A.Cooper	5	0	5	0	0/0	0/0	1	32
D.Bell	3	0	3	0	0/0	0/0	0	18
H.Bryant	3	0	3	0	0/0	0/0	0	18
E.Moore	2	0	2	0	0/0	0/0	0	12
D.Watson	1	1	0	0	0/0	0/0	3	12
R.Patterson	0	0	0	0	6/7	1/1	0	9
T.Fields	1	0	0	1	0/0	0/0	0	6
R.Hickman	1	0	0	1	0/0	0/0	0	6
G.Newsome	1	0	0	1	0/0	0/0	0	6
P.Strong	1	1	0	0	0/0	0/0	0	6
D.Thompson-Robinson	0	0	0	0	0/0	0/0	1	2
Team	42	15	24	3	30/33	34/37	6	396
Opponents	44	15	23	6	41/41	17/24	1	362

2-Pt. Conversions: Team 6/9, Opponents: 1/3
 Sacks: M.Garrett 14.0, Z.Smith 5.5, A.Wright 5.0, O.Okoronkwo 4.5, J.Owusu-Koramoah 3.5, D.Tomlinson 3.0, J.Elliott 2.5, S.Takitaki 2.0, G.Delpit 1.5, M.Hurst 1.5, S.Harris 1.5, I.McGuire 1.0, D.Harmon 1.0, C.Mitchell 1.0, G.Newsome 0.5 **Team: 48.0, Opponents: 43.0**

Rushing	No.	Yds	Avg	Long	TD
J.Ford	204	813	4.0	69t	4
K.Hunt	135	411	3.0	16t	9
P.Strong	63	291	4.6	40	1
N.Chubb	28	170	6.1	20	0
D.Watson	26	142	5.5	16	1
D.Thompson-Robinson	14	65	4.6	12	0
J.Driskel	7	33	4.7	13	0
M.Goodwin	4	33	8.3	20	0
P.Walker	13	30	2.3	9	0
E.Moore	9	11	1.2	19	0
H.Bryant	5	8	1.6	2	0
C.Tillman	1	8	8.0	8	0
J.Flacco	9	2	0.2	3	0
Team	518	2017	3.9	69t	15
Opponents	420	1793	4.3	74t	15

Receiving	No.	Yds	Avg	Long	TD
D.Njoku	81	882	10.9	43	6
A.Cooper	72	1250	17.4	75t	5
E.Moore	59	640	10.8	42	2
J.Ford	44	319	7.3	50t	5
C.Tillman	21	224	10.7	23	0
J.Akins	15	132	8.8	28	0
K.Hunt	15	84	5.6	13	0
D.Bell	14	167	11.9	41t	3
H.Bryant	13	81	6.2	23	3
D.Peoples-Jones	8	97	12.1	29	0
P.Strong	5	47	9.4	41	0
M.Goodwin	4	67	16.8	57	0
N.Chubb	4	21	5.3	10	0
J.Proche	0	0	0.0	0	0
Team	355	4011	11.3	75t	24
Opponents	307	3149	10.3	75t	23

Interceptions	No.	Yds	Avg	Long	TD
M.Emerson	4	25	6.3	14	0
G.Newsome	2	34	17.0	34t	1
D.Ward	2	20	10.0	20	0
D.Bell	2	8	4.0	6	0
J.Owusu-Koramoah	2	8	4.0	8	0
R.Hickman	1	30	30.0	30t	1
M.Ford	1	10	10.0	10	0
G.Delpit	1	0	0.0	0	0
D.Harmon	1	0	0.0	0	0
M.Hurst	1	0	0.0	0	0
S.Takitaki	1	0	0.0	0	0
Team	18	135	7.5	34t	2
Opponents	23	438	19.0	52	4

Punting	No	Yds	Avg	Net	TB	In	Lg	B
C.Bojorquez	87	4294	49.4	42.5	9	31	73	0
M.Haack	3	155	51.7	41.7	0	0	56	0
Team	90	4449	49.4	42.4	9	31	73	0
Opponents	112	5302	47.3	42.1	12	39	74	0

Punt Returns	Ret	FC	Yds	Avg	Long	TD
J.Proche	22	27	197	9.0	21	0
D.Peoples-Jones	13	8	84	6.5	13	0
J.Darden	4	1	39	9.8	11	0
E.Moore	2	0	23	11.5	13	0
Team	41	36	343	8.4	21	0
Opponents	45	16	450	10.0	28	0

Kickoff Returns	No.	Yds	Avg	Long	TD
P.Strong	8	200	25.0	36	0
J.Darden	2	42	21.0	23	0
J.Proche	1	19	19.0	19	0
Team	11	261	23.7	36	0
Opponents	30	635	21.2	98t	1

Field Goals	1-19	20-29	30-39	40-49	50+
D.Hopkins	0/0	8/8	7/7	10/13	8/8
R.Patterson	0/0	0/0	1/1	0/0	0/0
Team	0/0	8/8	8/8	10/13	8/8
Opponents	0/0	5/5	3/4	7/9	2/6

Fumbles Lost: P.Walker 2, D.Watson 2, D.Njoku 2, E.Moore 2, J.Ford 1, P.Strong 1, J.Flacco 1, A.Cooper 1, J.Proche 1, H.Bryant 1 **Total: 14**
 Opponent Fumble Recoveries: A.Walker 2, M.Garrett 1, M.Ford 1, M.Hurst 1, O.Okoronkwo 1, G.Delpit 1, T.Fields 1, A.Wright 1, M.Diabate 1 **Total: 10**

Passing	Att	Cmp	Yds	Cmp%	Yds/Att	TD	TD%	Int	Int%	Long	Sack	Lost	Rating
J.Flacco	204	123	1616	60.3%	7.9	13	6.4%	8	3.9%	75t	8/	57	90.2
D.Watson	171	105	1115	61.4%	6.5	7	4.1%	4	2.3%	59	17/	85	84.3
P.Walker	111	54	674	48.6%	6.1	1	0.9%	5	4.5%	58	11/	90	52.2
D.Thompson-Robinson	112	60	440	53.6%	3.9	1	0.9%	4	3.6%	23	6/	60	51.2
J.Driskel	26	13	166	50.0%	6.4	2	7.7%	2	7.7%	31t	3/	26	63.9
Team	624	355	4011	56.9%	6.4	24	3.8%	23	3.7%	75t	45/	318	73.8
Opponents	535	307	3149	57.4%	5.9	23	4.3%	18	3.4%	75t	49/	349	74.7

2023 STATISTICS

DEFENSIVE STATISTICS

PLAYER	TACKLES				INTERCEPTIONS					FUMBLES			YDS
	TOTAL	SOLO	ASST	SK	YDS	NO	YDS	LG	TD	PD	FF	FR	
Jeremiah Owusu-Koramoah	98	71	27	3.5	34.5	2	8	8	0	6	1	0	0
Grant Delpit	77	61	16	1.5	14.5	1	0	0	0	3	0	1	14
Sione Takitaki	64	44	20	2.0	11.0	1	0	0	0	3	0	0	0
Martin Emerson	59	45	14	0.0	0.0	4	25	14	0	14	0	0	0
Juan Thornhill	53	41	12	0.0	0.0	0	0	0	0	1	0	0	0
Greg Newsome II	49	34	15	0.5	2.5	2	34	34	1	14	0	0	0
Anthony Walker	42	21	21	0.0	0.0	0	0	0	0	4	1	2	0
Myles Garrett	42	33	9	14.0	101.5	0	0	0	0	3	4	1	1
Denzel Ward	34	30	4	0.0	0.0	2	20	20	0	11	1	0	0
Ogbonnia Dkoronkwo	31	22	9	4.5	24.0	0	0	0	0	1	0	1	0
Shelby Harris	28	17	11	1.5	13.5	0	0	0	0	5	1	0	0
Dalvin Tomlinson	28	12	16	3.0	12.0	0	0	0	0	0	0	0	0
Za'Darius Smith	27	18	9	5.5	37.5	0	0	0	0	3	1	0	0
Tony Fields II	27	12	15	0.0	0.0	0	0	0	1	0	0	1	0
Alex Wright	25	16	9	5.0	38.0	0	0	0	0	2	2	1	0
Rodney McLeod	23	13	10	0.0	0.0	0	0	0	0	1	0	0	0
D'Anthony Bell	23	21	2	0.0	0.0	2	2	2	0	4	1	0	0
Maurice Hurst	22	12	10	1.5	13.5	1	0	0	0	3	0	1	0
Jordan Elliot	21	14	7	2.5	17.5	0	0	0	0	0	0	0	0
Mike Ford	19	16	3	0.0	0.0	1	10	10	0	2	0	0	0
Cameron Mitchell	17	15	2	1.0	0.0	0	0	0	0	2	0	0	0
Ronnie Hickman	14	17	8	0.0	0.0	1	30	30	1	3	0	0	0
Duron Harmon	14	11	3	1.0	9.0	1	1	1	0	2	0	0	0
Jordan Kunaszyk	7	5	2	0.0	0.0	0	0	0	0	0	0	0	0
Matthew Adams	7	4	3	0.0	0.0	0	0	0	0	0	0	0	0
Sam Kamara	7	4	3	0.0	0.0	0	0	0	0	0	0	0	0
Khalef Hailassie	6	5	1	0.0	0.0	0	0	0	0	1	0	0	0
Isaiah McGuire	6	5	1	1.0	12.0	0	0	0	0	0	0	0	0
Vincent Gray	4	3	1	0.0	0.0	0	0	0	0	2	0	0	0
Tanner McCalister	2	1	1	0.0	0.0	0	0	0	0	0	0	0	0
Mohamoud Diabate	2	0	2	0.0	0.0	0	0	0	0	0	0	0	0
Siake Ika	0	0	0	0.0	0.0	0	0	0	0	1	0	0	0
Totals	889	623	266	48.0	341.0	18	130	34	3	91	12	8	15

SPECIAL TEAMS STATISTICS

PLAYER	TACKLES					
	TOTAL	SOLO	ASST	FF	FR	BLK
Matthew Adams	10	7	3	1	0	0
Mike Ford	9	6	3	0	1	0
Pierre Strong	8	6	2	1	0	0
Tony Fields II	7	4	3	0	0	0
Harrison Bryant	6	5	1	0	0	0
Rodney McLeod	6	3	3	0	0	0
Mohamoud Diabate	6	3	3	0	1	0
D'Anthony Bell	5	4	1	0	0	0
Charley Hughlett	5	0	5	0	0	0
Grant Delpit	3	2	1	0	0	0
Jeremiah Owusu-Koramoah	3	1	2	0	0	0
Dustin Hopkins	2	2	0	0	0	0
Anthony Walker	2	2	0	0	0	0
Khalef Hailassie	2	2	0	0	0	0
Charlie Thomas	2	2	0	0	0	0
Duron Harmon	2	2	0	0	0	0
Sione Takitaki	2	1	1	0	0	0
Jordan Kunaszyk	2	2	0	0	0	0
Cameron Mitchell	1	1	0	0	0	0
A.J. Green	1	1	0	0	0	0
Juan Thornhill	1	0	1	0	0	0
Vincent Gray	1	1	0	0	0	0
James Proche	1	1	0	0	0	0
Donovan Peoples-Jones	0	0	0	0	1	0
Myles Garrett	0	0	0	0	0	1
Jordan Elliot	0	0	0	0	0	1
Shelby Harris	0	0	0	0	0	1
Totals	87	58	29	2	3	3

MISCELLANEOUS STATISTICS

PLAYER	TKL	FF	FR
Jedrick Wills	2	0	1
Wyatt Teller	2	0	1
Elijah Moore	2	0	1
David Njoku	2	0	0
Joel Bitonio	2	0	0
Pierre Strong	1	0	0
James Hudson	1	0	0
Dorian Thompson Robinson	1	0	0
P.J. Walker	1	0	0
Amari Cooper	1	0	1
Donovan Peoples-Jones	1	0	0
Geron Christian	1	0	0
Michael Dunn	1	0	0
Harrison Bryant	1	0	0
Luke Wypler	1	0	0
Deshaun Watson	0	0	1
Jerome Ford	0	0	2
Kareem Hunt	0	0	1
Dawand Jones	0	0	1
Joe Flacco	0	0	1
Totals	20	0	10

DEFENSIVE/SPECIAL TEAMS SCORING STATISTICS

PLAYER	INT	FUM	KOR	PR
Tony Fields II	0	1	0	0
Mike Ford	1	0	0	0
Greg Newsome II	1	0	0	0
Totals	2	1	0	0

2023 STARTING LINEUPS AND INACTIVES

OFFENSIVE GAME-BY-GAME STARTERS

GAME	OPP.	WR	LT	LG	C	RG	RT	TE	TE	WR	QB	RB
9/10	CIN	A. Cooper	J. Wills	J. Bitonio	E. Pocic	W. Teller	J. Conklin	D. Njoku	D. Peoples-Jones(WR)	E. Moore	D. Watson	N. Chubb
09/18	at PIT	J. Akins (TE)	J. Wills	J. Bitonio	E. Pocic	W. Teller	D. Jones	H. Bryant	D. Njoku	A. Cooper	D. Watson	N.Chubb
9/24	TEN	A. Cooper	J. Wills	J. Bitonio	E. Pocic	W. Teller	D. Jones	D. Njoku	H. Bryant	D. Peoples-Jones	D. Watson	J. Ford
10/1	BAL	A. Cooper	J. Wills	J. Bitonio	E. Pocic	W. Teller	D. Jones	D. Njoku	E. Moore (WR)	D. Peoples-Jones	D. Thompson-Robinson	J. Ford
10/15	SF	A. Cooper	J. Wills	M. Dunn	E. Pocic	W. Teller	D. Jones	D. Njoku	E. Moore (WR)	D. Peoples-Jones	P. Walker	K. Hunt
10/22	at IND	J. Akins (TE)	J. Wills	J. Bitonio	E. Pocic	W. Teller	D. Jones	D. Njoku	H. Bryant	A. Cooper`	D. Watson	J. Ford
10/29	at SEA	D. Njoku (TE)	J. Wills	J. Bitonio	E. Pocic	W. Teller	D. Jones	E. Moore (WR)D.	Peoples Jones(WR)	A. Cooper	P. Walker	K. Hunt
11/5	ARI	H. Bryant (TE)	J. Wills	J. Bitonio	E. Pocic	W. Teller	D. Jones	D. Njoku	E. Moore (WR)	A. Cooper	D. Watson	J. Ford
11/12	at BAL	A. Cooper	G. Christian	J. Bitonio	E. Pocic	W. Teller	J. Hudson	D. Njoku	H. Bryant	J. Akins (TE)	D. Watson	J. Ford
11/19	PIT	E. Moore	C. Tillman (WR)	D. Njoku (TE)	G. Christian (LT)	J. Bitonio (LG)	E. Pocic (C)	W. Teller (RG)	J. Hudson (RT)	A. Cooper	D. Thompson-Robinson	J. Ford
11/26	at DEN	C. Tillman	G. Christian	J. Bitonio	E. Pocic	W. Teller	D. Jones	D. Njoku	A. Cooper	E. Moore	D. Thompson-Robinson	J. Ford
12/3	at LAR	A. Cooper	D. Njoku (TE)	G. Christian (LT)	J. Bitonio (LG)	E. Pocic (C)	W. Teller (RG)	D. Jones (RT)	J. Akins	H. Bryant (TE)	J. Flacco	J. Ford
12/10	JAX	D. Njoku (TE)	H. Bryant (TE)	G. Christian (LT)	J. Bitonio (LG)	E. Pocic (C)	W. Teller (RG)	J. Hudson (RT)	A. Cooper (WR)	E. Moore	J. Flacco	J. Ford
12/17	CHI	A. Cooper	E. Moore (WR)	G. Christian (LT)	J. Bitonio (LG)	N. Harris (C)	W. Teller (RG)	J. Hudson (RT)	D. Njoku	H. Bryant (TE)	J. Flacco	J. Ford
12/24	at HOU	A. Cooper	Dav. Bell (WR)	G. Christian (LT)	J. Bitonio (LG)	E. Pocic (C)	W. Teller (RG)	J. Hudson (RT)	D. Njoku	E. Moore	J. Flacco	J. Ford
12/28	NYJ	C. Tillman	D. Njoku (TE)	Dav. Bell (WR)	G. Christian (LT)	J. Bitonio (LG)	E. Pocic (C)	W. Teller (RG)	J. Hudson (RT)	E. Moore	J. Flacco	J. Ford
1/7	at CIN	J. Proche	Dav. Bell (WR)	G. Christian (LT)	M. Dunn (LG)	N. Harris (C)	L. Wypler (RG)	J. Hudson (RT)	H. Bryant	J. Driskel (QB)	P. Strong (RB)	E. Moore (WR)

DEFENSIVE GAME-BY-GAME STARTERS

GAME	OPP.	DE	DT	DT	DE	LB	LB	CB	CB	SS	FS	S
9/10	CIN	M. Garrett	D. Tomlinson	J. Elliott	Z. Smith	J. Owusu-Koramoah	A. Walker	G. Newsome	D. Ward	G. Delpit	R. McLeod	M. Emerson (DB)
9/18	at PIT	M. Garrett	D. Tomlinson	J. Elliott	Z. Smith	S. Takitaki (SAM)	A. Walker	G. Newsome	D. Ward	G. Delpit	J. Thornhill	S. Harris (DT)
9/24	TEN	M. Garrett	J. Elliott	D. Tomlinson	Z. Smith	J. Owusu-Koramoah	A. Walker	S. Takitaki (LB)	D. Ward	G. Delpit	J. Thornhill	M. Emerson (CB)
10/1	BAL	M. Garrett	J. Elliott	D. Tomlinson	Z. Smith	J. Owusu-Koramoah	A. Walker	G. Newsome	D. Ward	G. Delpit	J. Thornhill	R. McLeod (DB)
10/15	SF	M. Garrett	J. Elliott	D. Tomlinson	Z. Smith	J. Owusu-Koramoah	A. Walker	G. Newsome	D. Ward	G. Delpit	J. Thornhill	R. McLeod (DB)
10/22	at IND	M. Garrett	J. Elliott	S. Harris	D. Tomlinson (DT)	Z. Smith (DE)	A. Walker	G. Newsome	M. Emerson	D. Ward (CB)	G. Delpit (SS)	J. Thornhill
10/29	at SEA	M. Garrett	J. Elliott	D. Tomlinson	Z. Smith	A. Walker	G. Newsome (CB)J.	Owusu Koramoah (LB)D.	Ward	R. McLeod	G. Delpit	J. Thornhill
11/5	ARI	M. Garrett	J. Elliott	D. Tomlinson	Z. Smith	A. Walker	J. Owusu-Koramoah	D. Ward	G. Delpit (S)	M. Emerson (CB)	C. Mitchell (CB)	J. Thornhill
11/12	at BAL	M. Garrett	J. Elliott	D. Tomlinson	Z. Smith	A. Walker	J. Owusu-KoramoahS.	Takitaki (LB)	D. Ward	M. Emerson	G. Delpit	J. Thornhill
11/19	PIT	M. Garrett	S. Harris	J. Elliott	D. Tomlinson (DT)	Z. Smith (DE)	A. Walker	G. Newsome	D. Ward	M. Emerson (CB)	G. Delpit	R. McLeod
11/26	at DEN	M. Garrett	J. Elliott	D. Tomlinson	Z. Smith	T. Fields	S. Takitaki	J. Owusu-Koramoah	G. Newsome	M. Emerson	G. Delpit	J. Thornhill
12/3	at LAR	M. Garrett	D. Tomlinson	J. Elliott	Z. Smith	J. Owusu-Koramoah	A. Walker	M. Emerson	M. Ford	G. Newsome (CB)	G. Delpit (SS)	J. Thornhill
12/10	JAX	M. Garrett	J. Elliott	D. Tomlinson	Z. Smith	J. Owusu-Koramoah	A. Walker	G. Newsome	G. Delpit (SS)	C. Mitchell (CB)	M. Emerson (CB)	R. Hickman
12/17	CHI	M. Garrett	S. Harris	D. Tomlinson	Z. Smith	J. Owusu-Koramoah	S. Takitaki	T. Fields (LB)	G. Newsome	M. Emerson (CB)	R. Hickman	Da. Bell
12/24	at HOU	M. Garrett	D. Tomlinson	S. Harris	Z. Smith	J. Owusu-Koramoah	T. Fields	S. Takitaki (LB)	M. Emerson	G. Newsome CB)	Da. Bell	R. Hickman
12/28	NYJ	M. Garrett	S. Harris	D. Tomlinson	Z. Smith	J. Owusu-Koramoah	S. Takitaki	G. Newsome	D. Ward	M. Emerson (CB)	J. Thornhill	Da. Bell
1/7	at CIN	I. McGuire	J. Elliott	S. Harris	A. Wright	M. Diabate	M. Adams	T. Fields (LB)	K. Hailassie	C. Mitchell (CB)	Da. Bell	R. Hickman

GAME-BY-GAME INACTIVES

GAME	OPP.
9/10	CIN S J. Thornhill, CB K. Hailassie, C L. Wypler, DE I. McGuire, DT S. Ika
9/18	at PIT CB K. Hailassie, S R. Hickman, C L. Wypler, DE I. McGuire, DT S. Ika
9/24	TEN CB G. Newsome, S R. Hickman, C L. Wypler, DE I. McGuire, DT S. Ika, T J. Hudson
10/1	BAL QB D. Watson, CB K. Hailassie, S R. Hickman, C L. Wypler, DE I. McGuire, DT S. Ika, TE Z. Mitchell-Paden
10/15	SF QB D. Watson, WR C. Tillman, CB K. Hailassie, S R. Hickman, DE I. McGuire, DT S. Ika, G J. Bitonio
10/22	at IND QB D. Thompson-Robinson, WR C. Tillman, CB K. Hailassie, S R. Hickman, S. Takitaki, DE I. McGuire, DT S. Ika
10/29	at SEA QB D. Watson, WR C. Tillman, CB K. Hailassie, RB J. Wilkins, S R. Hickman, DE I. McGuire, DT S. Ika
11/5	ARI CB G. Newsome, QB D. Thompson-Robinson, WR D. Bell, DT S. Ika, T. Leroy Watson, DE A. Wright
11/12	at BAL WR M. Goodwin, QB Dorian Thompson-Robinson, WR Dav. Bell, S R. Hickman, DE I. McGuire, DT S. Ika, T D. Jones
11/19	PIT S J. Thornhill, WR M. Goodwin, C L. Wypler, DE I. McGuire, DT S. Ika
11/26	at DEN WR M. Goodwin, LB A. Walker, CB D. Ward, C L. Wypler, DE I. McGuire, DT S. Ika, T L. Watson
12/3	at LAR WR M. Goodwin, QB D. Thompson-Robinson, CB D. Ward, C L. Wypler, DE I. McGuire, DT S. Ika, T L. Watson
12/10	JAX CB D. Ward, LB M. Diabate, C L. Wypler, DE I. McGuire, DT S. Ika, T D. Jones
12/17	CHI S J. Thornhill, LB A. Walker, CB K. Hailassie, LB J. Kunaszyk, DE O. Okoronkwo, C E. Pocic, DE S. Kamara
12/24	at HOU S. J. Thornhill, LB A. Walker, CB K. Hailassie, LB J. Kunaszyk, DE O. Okoronkwo, C L. Wypler, DE I. McGuire
12/28	NYJ WR A. Cooper, LB A. Walker, K D. Hopkins, P C. Bojorquez, DE O. Okoronkwo, C L. Wypler, DE S. Kamara
1/7	at CIN CB G. Newsome, S J. Thornhill, WR A. Cooper, WR M. Goodwin, K D. Hopkins, CB M. Ford, DE M. Garrett

2023 DEFENSIVE GAME-BY-GAME STATS

INTERCEPTIONS

GAME	OPP.	NO.	YARDS	LG	TD	PLAYERS
9/10	CIN	0	0	0	0	N/A
9/18	at PIT	1	0	0	0	G. Delpit
9/24	TEN	0	0	0	0	N/A
10/1	BAL	0	0	0	0	N/A
10/15	SF	1	14	14	0	M. Emerson
10/22	at IND	1	20	20	0	D. Ward
10/29	at SEA	2	0	0	0	M. Emerson, M. Hurst
11/5	ARI	2	0	0	0	D. Ward, S. Takitaki
11/12	at BAL	2	44	34	1	G. Newsome, M. Ford
11/19	PIT	0	0	0	0	N/A
11/26	at DEN	0	0	0	0	N/A
12/3	at LAR	0	0	0	0	N/A
12/10	JAX	3	11	11	0	M. Emerson (2.0), G. Newsome
12/17	CHI	2	6	6	0	Da. Bell, J. Owusu-Koramoah
12/24	at HOU	2	9	8	0	J. Owusu-Koramoah, D. Harmon
12/28	NYJ	1	30	30	1	R. Hickman
1/7	at CIN	1	2	2	0	Da. Bell
Totals 17 games		18	136	45	2	

FUMBLES

GAME	OPP.	FUMBLES FORCED		FUMBLES RECOVERED	
		NO.	PLAYERS	NO.	PLAYERS
9/10	CIN	0	N/A	0	N/A
9/18	at PIT	1	D. Ward	1	G. Delpit
9/24	TEN	1	M. Garrett	0	N/A
10/1	BAL	0	N/A	1	M. Hurst
10/15	SF	0	N/A	0	N/A
10/22	at IND	3	M. Garrett (2), Z. Smith	3	A. Walker, T. Fields, O. Okoronkwo
10/29	at SEA	1	M. Garrett	0	N/A
11/5	ARI	1	S. Harris	1	M. Garrett
11/12	at BAL	0	N/A	0	N/A
11/19	PIT	0	N/A	0	N/A
11/26	at DEN	1	J. Owusu-Koramoah	1	A. Wright
12/3	at LAR	0	N/A	0	N/A
12/10	JAX	0	N/A	0	N/A
12/17	CHI	1	A. Wright	0	N/A
12/24	at HOU	1	Da. Bell	0	N/A
12/28	NYJ	1	M. Adams	1	M. Ford
1/7	at CIN	1	A. Wright	0	N/A
Totals 17 games		12		8	

QUARTERBACK SACKS

GAME	OPP.	NO.	YARDS	PLAYERS
9/10	CIN	2	15	M. Garrett (1), O. Okoronkwo (1)
9/18	at PIT	2	22	S. Harris (0.5), M. Hurst (0.5), S. Takitaki (1.0)
9/24	TEN	5	36	M. Garrett (3.5), A. Wright (1.0), O. Okoronkwo (0.5)
10/1	BAL	3	21	D. Tomlinson (0.5), O. Okoronkwo (1.0), M. Garrett (1.0), J. Elliott (0.5)
10/15	SF	3	18	J. Owusu-Koramoah (1.0), S. Takitaki (1.0), Team sacks (1.0)
10/22	at IND	4	17	M. Garrett (2.0), Z. Smith (1.0), J. Elliott (1.0)
10/29	at SEA	1	6	M. Garrett
11/5	ARI	7	41	G. Delpit (0.5), D. Tomlinson (2.5), Z. Smith (1.0), S. Harris (1.0), M. Garrett (1.0), J. Elliott (1.0)
11/12	at BAL	3	23	M. Garrett (1.5), G. Newsome (0.5), J. Owusu-Koramoah (0.5), Z. Smith (0.5)
11/19	PIT	3	29	M. Garrett (2.0), O. Okoronkwo (1.0)
11/26	at DEN	1	9	J. Owusu-Koramoah
12/3	at LAR	0	N/A	N/A
12/10	JAX	4	22	G. Delpit, M. Hurst, O. Okoronkwo, Z. Smith
12/17	CHI	3	18	J. Owusu-Koramoah, A. Wright, C. Mitchell
12/24	at HOU	3	33	Z. Smith, A. Wright
12/28	NYJ	2	8	M. Garrett, A. Wright
1/7	at CIN	3	31	D. Harmon (1.0), A. Wright (1.0), I. McGuire (1.0)
Totals 17 games		48	341	

2023 SUPPLEMENTAL STATISTICS

2023 BROWNS TEAM SCORING

GAME	OPP.	BROWNS						OPPONENTS					
		1ST	2ND	3RD	4TH	OT	TOTAL	1ST	2ND	3RD	4TH	OT	TOTAL
9/10	CIN	0	10	3	11	0	24	0	0	3	0	0	3
9/18	at PIT	3	11	8	0	0	22	7	9	3	7	0	26
9/24	TEN	3	10	7	7	0	27	0	3	0	0	0	3
10/1	BAL	3	0	0	0	0	3	7	14	0	7	0	28
10/15	SF	0	7	6	6	0	19	7	3	0	7	0	17
10/22	at IND	7	20	3	9	0	39	14	7	7	10	0	38
10/29	at SEA	7	7	6	0	0	20	17	0	0	7	0	24
11/5	ARI	0	13	7	7	0	27	0	0	0	0	0	0
11/12	at BAL	3	6	8	16	0	33	17	0	7	7	0	31
11/19	PIT	7	3	0	3	0	13	0	0	7	3	0	10
11/26	at DEN	0	6	6	0	0	12	7	7	3	12	0	29
12/3	at LAR	7	3	3	6	0	19	10	3	7	16	0	36
12/10	JAX	7	7	7	10	0	31	0	7	7	13	0	27
12/17	CHI	0	7	0	13	0	20	0	7	10	0	0	17
12/24	at HOU	7	15	6	8	0	36	0	7	0	15	0	22
12/28	NYJ	20	14	0	3	0	37	7	10	0	3	0	20
1/7	at CIN	0	0	0	14	0	14	14	10	7	0	0	31
Total 17 games		74	139	70	107	0	378	107	87	61	107	0	355

2023 TURNOVER TABLE

GAME	OPP.	TAKEAWAYS				PTS OFF	GIVEAWAYS				RESULT
		FUMBLES	INTS	TOTAL	FUMBLES		INT	TOTAL	PTS OFF	DIFFERENCE	
9/10	CIN	0	0	0	0	1	1	2	0	-2	W, 24-3
9/18	at PIT	1	1	2	3	3	1	4	14	-2	L, 22-26
9/24	TEN	0	0	0	0	1	0	3	3	-1	W, 27-3
10/1	BAL	1	0	1	0	0	3	3	14	-2	L, 28-3
10/15	SF	0	1	1	0	0	2	2	7	-1	W, 17-19
10/22	at IND	3	1	4	7	0	2	2	0	+2	W, 39-38
10/29	at SEA	1	2	3	0	0	2	2	0	-1	L, 20-24
11/5	ARI	1	2	3	0	0	0	0	0	+3	W, 27-0
11/12	at BAL	0	2	2	6	1	1	2	7	0	W, 33-31
11/19	PIT	0	0	0	0	0	1	1	0	-1	W, 13-10
11/26	at DEN	3	0	3	10	1	0	1	0	-2	L, 12-29
12/3	at LAR	0	0	0	0	0	1	1	7	-1	L, 19-36
12/10	JAX	1	2	3	7	2	1	3	7	0	W, 31-27
12/17	CHI	1	2	3	0	0	3	3	7	0	W, 20-17
12/24	at HOU	0	2	2	0	0	2	2	0	0	W, 36-22
12/28	NYJ	2	1	3	3	1	1	2	7	-1	W, 37-20
1/7	at CIN	0	1	1	0	0	2	2	0	-1	L, 14-31
Total 17 games		14	17	31	37	10	22	34	74	-9	

2023 BROWNS GAME-BY-GAME OFFENSIVE STATISTICS

OPP	1ST DOWNS		DOWN CONV.		RUSHING		PASS		TDs			FGs	FUM	PEN	PUNTS																	
	T	R	Passpen.	3rd	4th	Net Yds	Plays	Net Att.	Avg.	Net Skd-Yds	GrossA					C	TD	INT	R	P	Ret	M	A	No.	Lost	No.	Yds.	No.	Avg.	Poss.		
vs. CIN (9/10)	21	12	9	0	4/14	0/0	350	72	206	40	5.2	144	3-10	154	29	16	1	1	1	1	1	1	0	3	3	2	1	5	43	7	47.3	35:50
at PIT (9/18)	20	7	12	1	5/16	0/2	408	81	198	35	5.7	210	6-25	235	40	22	1	1	1	1	1	0	2	3	4	3	8	81	5	47.6	35:28	
vs. TEN (9/24)	23	7	12	4	6/13	1/1	341	67	78	31	2.5	263	3-26	289	33	27	2	0	1	2	0	2	2	3	1	5	46	3	46.3	38:29		
vs. BAL (10/1)	13	5	6	2	4/16	1/1	166	65	93	25	3.7	73	4-48	121	36	19	0	3	0	0	0	1	1	1	0	7	42	8	46.6	31:10		
vs. SF (10/15)	18	10	6	2	3/13	1/1	334	70	160	34	4.7	174	2-18	192	34	18	0	2	1	0	0	4	5	1	0	13	119	4	54.5	33:03		
at IND (10/22)	18	6	9	3	4/16	1/2	316	72	150	33	4.5	166	2-17	183	37	16	0	2	3	0	1	4	4	1	0	4	20	5	54.4	27:29		
at SEA (10/29)	23	9	10	4	6/15	0/1	385	75	155	40	3.9	230	3-27	257	32	16	1	2	1	1	0	2	2	1	1	4	25	3	47.3	36:40		
vs. ARI (11/5)	17	7	9	1	6/17	1/2	326	71	113	40	2.8	213	1-6	219	30	19	2	0	1	2	0	2	3	0	0	6	65	7	58.6	36:25		
at BAL (11/12)	24	12	10	2	8/16	1/2	373	75	178	36	4.9	195	4-18	213	35	20	1	1	1	1	1	4	4	2	1	10	55	2	44.5	34:15		
vs. PIT (11/19)	20	7	10	3	4/17	1/1	259	73	96	29	3.3	163	1-2	165	43	24	0	1	1	0	0	2	2	0	0	1	10	8	47.5	31:27		
at DEN (11/26)	19	6	10	3	2/13	2/5	269	70	107	24	4.5	162	4-28	190	42	20	1	0	0	1	0	2	2	5	3	8	66	3	60.3	27:12		
at LAR (12/3)	20	9	10	1	7/16	0/2	327	69	87	23	3.8	240	2-14	254	44	23	2	1	0	2	0	2	2	0	0	7	86	5	47.2	34:03		
vs. JAX (12/10)	16	5	11	0	4/18	3/3	389	74	82	28	2.9	307	1-4	311	45	26	3	1	1	3	0	1	1	2	2	8	75	8	51.5	31:49		
vs. CHI (12/16)	14	1	13	0	4/16	1/1	377	67	29	18	1.6	348	4-31	379	45	29	2	3	0	2	0	2	2	1	0	9	48	9	43.3	31:00		
at HOU (12/24)	26	4	19	3	6/16	4/6	418	75	54	30	1.8	364	1-10	374	44	28	3	2	2	3	0	0	0	0	0	9	55	3	49.3	33:34		
vs. NYJ (12/28)	20	9	9	2	5/10	0/1	428	58	127	28	4.5	301	1-8	309	29	19	3	1	1	3	1	1	1	4	2	4	26	3	51.7	28:09		
at CIN (1/7)	13	5	8	0	2/11	1/1	244	53	104	24	4.3	140	3-26	166	26	13	2	2	0	2	0	0	0	0	0	7	35	7	47.9	24:14		
TOTAL	325	121	173	31	80/253	18/32	5710	1187	2017	518	3.8	3693	45-318	4011	624	355	24	23	15	24	3	34	37	27	14	115	897	90	49.4	32:19		

2023 BROWNS GAME-BY-GAME DEFENSIVE STATISTICS

OPP	1ST DOWNS		DOWN CONV.		RUSHING		PASS		TDs			FGs	FUM	PEN	PUNTS															
	T	R	Passpen.	3rd	4th	Net Yds	Plays	Net Att.	Avg.	Net Skd-Yds	GrossA					C	TD	INT	R	P	Ret	M	A	No.	Lost	No.	Yds.	No.	Avg.	Poss.
vs. CIN (9/10)	6	2	3	1	2/15	0/1	142	54	75	20	3.8	67	2-15	82	32	14	0	0	0	0	0	1	2	0	0	4	20	10	40.9	24:10
at PIT (9/18)	9	3	6	0	4/14	0/0	255	53	55	21	2.6	200	2-22	222	30	15	1	1	0	1	2	2	2	1	1	5	31	7	45.7	24:32
vs. TEN (9/24)	6	0	5	1	2/12	1/1	94	45	26	15	1.7	68	5-36	104	25	13	0	0	0	0	1	1	1	0	8	80	7	53.4	21:31	
vs. BAL (10/1)	16	7	8	1	4/12	1/1	296	55	131	33	4.0	165	3-21	186	19	15	2	0	2	2	0	0	0	2	1	8	92	7	47.7	29:50
vs. SF (10/15)	15	6	5	4	3/12	0/0	215	55	108	25	4.3	107	3-18	125	27	12	1	1	1	1	0	1	3	1	0	12	105	6	52.3	26:57
at IND (10/22)	20	8	11	1	7/15	0/0	456	67	168	40	4.2	288	4-17	305	23	15	2	1	3	2	0	1	2	4	3	8	67	5	52.0	32:31
at SEA (10/29)	17	5	12	0	4/12	1/1	362	55	114	17	6.7	248	1-6	254	37	23	2	2	1	2	0	1	1	1	0	7	43	5	54.8	23:20
vs. ARI (11/5)	7	3	3	1	1/12	0/1	58	48	41	21	2.0	17	7-41	58	20	11	0	2	0	0	0	0	0	1	1	4	40	9	51.1	23:35
at BAL (11/12)	17	3	9	5	2/8	0/0	306	50	106	24	4.4	200	3-23	223	23	13	1	2	2	1	1	2	0	0	7	64	3	53.7	25:45	
vs. PIT (11/19)	12	8	4	0	3/14	1/1	249	57	172	26	6.6	77	3-29	106	28	15	0	0	1	0	0	1	1	0	0	6	46	9	47.5	28:33
at DEN (11/26)	17	10	5	2	6/14	0/1	294	62	169	39	4.3	125	1-9	134	22	13	1	0	2	1	0	2	2	2	1	8	71	5	45.2	32:48
at LAR (12/3)	20	6	10	4	4/12	0/0	399	62	120	25	4.8	279	0-0	279	37	22	3	0	1	3	0	2	3	0	0	7	45	5	58.6	25:57
vs. JAX (12/10)	20	2	16	2	7/17	0/1	293	74	58	20	2.9	235	4-22	257	50	28	3	3	1	3	0	0	0	1	1	7	40	7	45.9	28:11
vs. CHI (12/16)	12	5	6	1	4/18	0/2	236	70	88	27	3.3	148	3-18	166	40	19	1	2	0	1	1	1	1	4	1	4	19	10	44.8	29:00
at HOU (12/24)	20	3	13	4	5/15	1/3	250	68	72	16	4.5	178	3-33	211	49	26	2	2	0	2	1	0	0	1	0	10	76	6	44.3	26:26
vs. NYJ (12/28)	17	6	10	1	6/16	1/2	360	68	107	21	5.1	253	2-8	261	45	32	1	1	0	1	1	2	3	1	1	12	74	5	42.6	31:51
at CIN (1/7)	22	10	10	2	3/12	0/0	328	61	183	30	6.1	145	3-31	176	28	21	3	1	1	3	0	1	1	1	0	1	10	6	45.7	35:46
TOTAL	253	87	136	30	67/230	6/15	4593	1004	1793	420	4.2	2800	49-349	3149	535	307	23	18	15	23	6	17	24	21	10	118	923	112	43.3	27:41

2023 GAME SUMMARIES

WEEK 1



**BENGALS 3
BROWNS 24**
Sept. 10, 2023
Cleveland Browns Stadium, Cleveland, OH



WEEK 2



**BROWNS 22
STEELERS 26**
Sept. 18, 2023
Acrisure Stadium, Pittsburgh, PA



TEAM	1	2	3	4	F
Cincinnati	0	0	3	0	3
Cleveland	0	10	3	11	24

SCORING SUMMARY

TEAM Q TIME PLAY

Browns	2	14:15	D. Hopkins 42 yd. Field Goal (7-33, 2:54)
Browns	2	0:17	D. Watson 13 yd. run (D. Hopkins kick)(9-67, 1:19)
Bengals	3	11:44	E. McPherson 42 yd. Field Goal (6-20, 1:46)
Browns	3	2:21	D. Hopkins 34 yd. Field Goal (9-43, 4:32)
Browns	4	11:29	D. Hopkins 43 yd. Field Goal (6-39, 3:25)
Browns	4	9:11	H. Bryant 3 yd. pass from D. Watson (D. Watson run) (3-18, 1:16)

TEAM STATISTICS

	CIN	CLE
FIRST DOWNS:	6	21
TIME OF POSSESSION:	24:10	35:50
TOTAL NET YARDS: (RU/PA):	142 (75/67)	350 (206/144)
SACKS/YARDS	3/10	2/15
PUNTS/AVERAGE:	10/40.9	7/47.3
PENALTIES/YARDS:	4/10	5/43
FUMBLES/LOST:	0/0	2/1

INDIVIDUAL STATISTICS

PASSING: CIN: J. Burrow 31-14-82, J. Browning 1-0-0; **CLE:** D. Watson 29-16-154 (1 TD, 1 INT)
RUSHING: CIN: J. Mixon 13-56, C. Evans 2-12, T. Williams 2-7, J. Chase 1-2, J. Burrow 1-1, J. Browning 1-1; **CLE:** N. Chubb 18-106, D. Watson 5-45 (TD), J. Ford 15-36, E. Moore 2-19.
RECEIVING: CIN: J. Chase 5-39, J. Mixon 3-17, I. Smith 3-17, T. Boyd 2-10, C. Evans 1-1, T. Higgins 0-0; **CLE:** N. Chubb 4-21, E. Moore 3-43, A. Cooper 3-37, D. Njoku 2-24, H. Bryant 2-5 (TD), D. Peoples-Jones 1-12, J. Akins 1-12, M. Goodwin 0-0, Dav. Bell 0-0.

TEAM	1	2	3	4	F
Cleveland	3	11	8	0	22
Pittsburgh	7	9	3	7	26

SCORING SUMMARY

TEAM Q TIME PLAY

Steelers	1	14:51	A. Highsmith 30 yd. interception return (C. Boswell kick)
Browns	1	8:46	D. Hopkins 43 yd. Field Goal (11-50, 6:05)
Browns	2	14:02	J. Ford 3 yd. pass from D. Watson (J. Ford run) (4-23, 1:06)
Steelers	2	9:11	C. Boswell 52 yd. Field Goal (4-5, 1:20)
Steelers	2	6:05	G. Pickens 71 yd. pass from K. Pickett (run failed) (4-82, 1:36)
Browns	2	0:22	D. Hopkins 55 yd. Field Goal (7-38, 2:24)
Steelers	3	11:47	C. Boswell 50 yd. Field Goal (9-44, 3:13)
Browns	3	10:01	P. Strong 1 yd. run (D. Watson run) (4-75, 1:46)
Steelers	4	6:58	T. Watt 16 yd. fumble return (C. Boswell kick)

TEAM STATISTICS

	CLE	PIT
FIRST DOWNS:	20	9
TIME OF POSSESSION:	35:28	24:32
TOTAL NET YARDS: (RU/PA):	408 (198/210)	235 (55/200)
SACKS/YARDS	2/22	6/25
PUNTS/AVERAGE:	5/47.6	7/45.7
PENALTIES/YARDS:	8/81	5/31
FUMBLES/LOST:	4/3	1/1

INDIVIDUAL STATISTICS

PASSING: CLE: D. Watson 40-22-235 (1 TD, 1 INT); **PIT:** K. Pickett 30-15-222 (1 TD, 1 INT)
RUSHING: CLE: J. Ford 16-106, N. Chubb 10-64, D. Watson 6-22, E. Moore 1-5, P. Strong 2-1 (TD);
PIT: N. Harris 10-43, J. Warren 6-20, C. Austin 1-2, K. Pickett 4-6.
RECEIVING: CLE: A. Cooper 7-90, D. Njoku 4-48, E. Moore 3-36, Dav. Bell 3-27, J. Ford 3-25 (TD), D. Peoples-Jones 1-7, J. Akins 1-2; **PIT:** G. Pickens 4-27 (TD), J. Warren 4-66, A. Robinson 2-12, C. Austin 2-12, M. Boykin 1-5, P. Frieremuth 1-2, N. Harris 1-0, G. Olszewski 1-0.



2023 GAME SUMMARIES

WEEK 3



TITANS 3 BROWNS 27

Sept. 24, 2023

Cleveland Browns Stadium, Cleveland, OH



TEAM	1	2	3	4	F
Tennessee	0	3	0	0	3
Cleveland	3	10	7	7	27

SCORING SUMMARY

TEAM Q TIME PLAY

Browns	1	7:49	D.Hopkins 48 yd. Field Goal (12-48, 7:11)
Titans	2	14:14	N.Folk 44 yd. Field Goal (4-9, 2:06)
Browns	2	9:39	J.Ford 19 yd. pass from D.Watson (D.Hopkins kick) (9-75, 4:35)
Browns	2	1:00	D.Hopkins 52 yd. Field Goal (7-46, 2:49)
Browns	3	5:49	J.Ford 3 yd. run (D.Hopkins kick) (11-85, 5:34)
Browns	4	6:51	A.Cooper 43 yd. pass from D.Watson (D.Hopkins kick) (10-64, 6:28)

TEAM STATISTICS

	TEN	CLE
FIRST DOWNS:	6	23
TIME OF POSSESSION:	21:31	38:29
TOTAL NET YARDS: (RU/PA):	94 (26/68)	341 (67/263)
SACKS/YARDS	3/26	5/36
PUNTS/AVERAGE:	7/53.4	3/46.3
PENALTIES/YARDS:	8/80	5/46
FUMBLES/LOST:	1/0	3/1

INDIVIDUAL STATISTICS

PASSING: TEN: R. Tannehill 25-13-104; CLE: D. Watson 33-27-289 (2 TD)
RUSHING: TEN: D. Henry 11-20, T. Spears 4-6; CLE: P. Strong 6-27, J. Ford 10-18 (TD), D. Watson 4-16, K. Hunt 5-13, H. Bryant 2-4, M. Goodwin 1-1, E. Moore 3-1.
RECEIVING: TEN: T. Spears 4-3, D. Hopkins 3-48, C. Okonkwo 3-7, C. Moore 2-41, T. Burks 1-5; CLE: E. Moore 9-49, A. Cooper 7-116 (TD), D. Njoku 4-20, D. Peoples-Jones 3-49, J.Ford 2-33 (TD), K. Hunt 2-22.



WEEK 4



RAVENS 28 BROWNS 3

Oct. 1, 2023

Cleveland Browns Stadium, Cleveland, OH



TEAM	1	2	3	4	F
Baltimore	7	14	0	7	28
Cleveland	3	0	0	0	3

SCORING SUMMARY

TEAM Q TIME PLAY

Ravens	1	6:38	L.Jackson 10 yd. run (J.Tucker kick) (1-10, 0:04)
Browns	1	2:21	D.Hopkins 53 yd. Field Goal (8-40, 4:17)
Ravens	2	4:18	L.Jackson 2 yd. run (J.Tucker kick) (8-93, 4:24)
Ravens	2	0:11	M.Andrews 7 yd. pass from L.Jackson (J.Tucker kick) (10-74, 2:34)
Ravens	4	5:56	M.Andrews 18 yd. pass from L.Jackson (J.Tucker kick) (6-38, 3:40)

TEAM STATISTICS

	BAL	CLE
FIRST DOWNS:	16	13
TIME OF POSSESSION:	29:50	30:10
TOTAL NET YARDS: (RU/PA):	296 (131/165)	166 (93/73)
SACKS/YARDS	4/48	3/21
PUNTS/AVERAGE:	7/47.7	8/46.6
PENALTIES/YARDS:	8/92	7/42
FUMBLES/LOST:	2/1	1/0

INDIVIDUAL STATISTICS

PASSING: BAL: L. Jackson 19-15-186 (2 TD); CLE: D. Thompson-Robinson 39-19-121.
RUSHING: BAL: G. Edwards 15-48, J. Hill 3-33, L.Jackson 9-27 (2 TD), M. Gordon 3-21, T. Huntley 2-8, Z. Flowers 1-(-6); CLE: P. Strong 5-49, J. Ford 9-26, D. Thompson-Robinson 4-24, K. Hunt 5-12, H. Bryant 1-2, E. Moore 1-(-20).
RECEIVING: BAL: M. Andrews 5-80 (2 TD), Z. Flowers 3-56, D. Duvernay 2-8, G. Edwards 2-1, M. Gordon 1-23, P. Ricard 1-14, N. Agholor 1-4; CLE: D. Njoku 6-46, J. Ford 5-19, E. Moore 2-20, A. Cooper 1-16, D. Peoples-Jones 1-7, J. Akins 1-6, C. Tillman 1-5, H. Bryant 1-2, M. Goodwin 1-0.



2023 GAME SUMMARIES

WEEK 6



**49ERS 17
BROWNS 19**
Oct. 15, 2023

Cleveland Browns Stadium, Cleveland, OH



TEAM	1	2	3	4	F
San Francisco	7	3	0	7	17
Cleveland	0	7	6	6	19

SCORING SUMMARY

TEAM	Q	TIME	PLAY
49ers	1	12:16	C.McCaffrey 13 yd. pass from B.Purdy (J.Moody kick) (5-84, 2:44)
49ers	2	7:54	J.Moody 25 yd. Field Goal (11-76, 6:28)
Browns	2	5:38	K.Hunt 16 yd. run (D.Hopkins kick) (5-83, 2:16)
Browns	3	11:09	D.Hopkins 42 yd. Field Goal (9-48, 3:51)
Browns	3	2:59	D.Hopkins 46 yd. Field Goal (6-18, 2:48)
49ers	4	10:58	J.Mason 8 yd. run (J.Moody kick) (1-8, 0:06)
Browns	4	3:21	D.Hopkins 50 yd. Field Goal (14-43, 7:37)
Browns	4	1:40	D.Hopkins 29 yd. Field Goal (9-63, 1:16)

TEAM STATISTICS

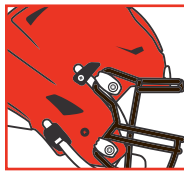
	SF	CLE
FIRST DOWNS:	15	18
TIME OF POSSESSION:	26:57	33:03
TOTAL NET YARDS: (RU/PA):	215 (108/107)	334 (160/192)
SACKS/YARDS	2/18	3/18
PUNTS/AVERAGE:	6/52.3	4/54.5
PENALTIES/YARDS:	12/105	13/119
FUMBLES/LOST:	1/0	1/0

INDIVIDUAL STATISTICS

PASSING: SF: B. Purdy 27-12-125 (1 TD, 1 INT); CLE: P. Walker 34-18-192 (2 INT)
RUSHING: SF: C. McCaffrey 11-43, J. Mason 5-27 (1 TD), R. McCloud 2-23, D. Samuel 2-11, B. Purdy 3-7, E. Mitchell 2-(3); CLE: J. Ford 17-84, K. Hunt 12-47 (TD), M. Goodwin 1-20, E. Moore 1-8, P. Walker 3-1.
RECEIVING: SF: B. Aiyuk 4-76, C. McCaffrey 3-9 (TD), J. Jennings 2-26, K. Juszczyk 1-9, R. McCloud 1-4, G. Kittle 1-1; CLE: A. Cooper 4-108, E. Moore 4-19, D. Njoku 3-24, K. Hunt 3-24, J. Ford 2-7, Dav. Bell 1-6, M. Goodwin 1-4.



WEEK 7



**BROWNS 39
COLTS 38**
Oct. 22, 2023

Lucas Oil Stadium, Indianapolis, Ind.



TEAM	1	2	3	4	F
Cleveland	7	20	3	9	39
Indianapolis	14	7	7	10	38

SCORING SUMMARY

TEAM	Q	TIME	PLAY
Browns	1	14:03	J.Ford 69 yd. run (D.Hopkins kick) (3-77, 0:57)
Colts	1	11:38	J.Downs 59 yd. pass from G.Minshew (M.Gay kick) (6-75, 2:25)
Colts	1	4:28	G.Minshew 17 yd. run (M.Gay kick) (6-57, 2:25)
Browns	2	14:22	K.Hunt 2 yd. run (D.Hopkins kick) (5-36, 2:01)
Browns	2	8:38	D.Hopkins 44 yd. Field Goal (4-0, 1:31)
Colts	2	3:51	G.Minshew 4 yd. run (M.Gay kick) (8-75, 4:47)
Browns	2	1:42	T.Fields fumble recovery in end zone (D.Hopkins kick)
Browns	2	0:00	D.Hopkins 54 yd. Field Goal (7-34, 1:17)
Browns	3	9:23	D.Hopkins 54 yd. Field Goal (4-6, 0:53)
Colts	3	5:11	J.Taylor 5 yd. run (M.Gay kick) (8-75, 4:12)
Colts	4	14:09	M.Gay 27 yd. Field Goal (7-41, 3:09)
Browns	4	6:33	D.Hopkins 58 yd. Field Goal (6-17, 2:29)
Colts	4	5:38	M.Pittman 75 yd. pass from G.Minshew (M.Gay kick) (2-75, 0:55)
Browns	4	0:15	K.Hunt 1 yd. run (run failed) (12-80, 2:20)

TEAM STATISTICS

	CLE	IND
FIRST DOWNS:	18	20
TIME OF POSSESSION:	27:29	32:31
TOTAL NET YARDS: (RU/PA):	316 (150/166)	456 (168/288)
SACKS/YARDS	4/17	2/17
PUNTS/AVERAGE:	5/54.4	5/52.0
PENALTIES/YARDS:	4/20	8/67
FUMBLES/LOST:	1/0	4/3

INDIVIDUAL STATISTICS

PASSING: CLE: P. Walker 32-15-178 (1 INT), D. Watson 5-1-5 (1 INT); IND: G. Minshew 23-15-305 (2 TD, 1 INT)
RUSHING: CLE: J. Ford 11-74 (1 TD), K. Hunt 10-31 (2 TD), P. Strong 8-25, M. Goodwin 1-17, P. Walker 3-3; IND: J. Taylor 18-75 (1 TD), Z. Moss 18-57, G. Minshew 3-29 (2 TD), I. McKenzie 1-7
RECEIVING: CLE: D. Njoku 5-54, E. Moore 4-59, A. Cooper 2-22, D. Peoples-Jones 2-22, J. Ford 2-20, M. Goodwin 1-6; IND: J. Downs 5-125 (1 TD), A. Pierce 3-53, J. Taylor 3-45, M. Pittman 2-83 (1 TD), Z. Moss 1-5, M. Alie-Cox 1-(6).



2023 GAME SUMMARIES

WEEK 3



**BROWNS 20
SEAHAWKS 24**
Oct. 29, 2023
Lumen Field, Seattle, WA



TEAM	1	2	3	4	F
Cleveland	7	7	6	0	20
Seattle	17	0	0	7	24

SCORING SUMMARY

TEAM Q TIME PLAY

Seahawks 1 8:53 J. Bobo 3 yd. run (J. Myers kick) (8-80, 3:55) 0 7
 Seahawks 1 5:30 T. Lockett 12 yd. pass from G. Smith (J. Myers kick) (6-41, 2:26) 0 14
 Browns 1 3:22 D. Njoku 18 yd. pass from P. Walker (D. Hopkins kick) (4-75, 2:08) 7 14
 Seahawks 1 0:59 J. Myers 32 yd. Field Goal (6-62, 2:23) 7 17
 Browns 2 4:40 K. Hunt 1 yd. run (D. Hopkins kick) (11-67, 5:15) 14 17
 Browns 3 7:29 D. Hopkins 25 yd. Field Goal (10-76, 5:49) 17 17
 Browns 3 2:50 D. Hopkins 27 yd. Field Goal (9-30, 4:05) 20 17
 Seahawks 4 0:38 J. Smith-Njigba 9 yd. pass from G. Smith (J. Myers kick) (5-57, 1:19)

TEAM STATISTICS

	CLE	SEA
FIRST DOWNS:	23	17
TIME OF POSSESSION:	36:40	23:20
TOTAL NET YARDS: (RU/PA):	385 (155/230)	362 (114/248)
SACKS/YARDS	1/6	3/27
PUNTS/AVERAGE:	3/47.3	5/54.8
PENALTIES/YARDS:	4/25	7/43
FUMBLES/LOST:	1/1	1/0

INDIVIDUAL STATISTICS

PASSING: CLE: P. Walker 31-15-248 (1 TD, 2 INT), D. Thompson-Robinson 1-1-9; **SEA:** G. Smith 37-23-254 (2 TD, 2 INT)
RUSHING: CLE: K. Hunt 14-55 (1 TD), P. Strong 10-41, J. Ford 9-37, P. Walker 6-27, M. Goodwin 1(-5); **SEA:** K. Walker 8-66, Z. Charbonnet 5-53, J. Bobo 1-3 (TD), G. Smith 2(-3), D. Eskridge 1(-5)
RECEIVING: CLE: A. Cooper 6-89, D. Njoku 4-77 (TD), E. Moore 5-2, P. Strong 1-41, K. Hunt 1-12, J. Akins 1-6, J. Ford 1-2; **SEA:** T. Lockett 8-81 (TD), D. Metcalf 5-67, J. Smith-Njigba 3-36 (TD), N. Fant 2-32, J. Bobo 2-23, Z. Charbonnet 2-11, K. Walker 1-4



WEEK 9



**CARDINALS 0
BROWNS 27**
Nov. 5, 2023
Cleveland Browns Stadium, Cleveland, OH



TEAM	1	2	3	4	F
Arizona	0	0	0	0	0
Cleveland	0	13	7	7	27

SCORING SUMMARY

TEAM Q TIME PLAY

Browns 2 14:15 D. Hopkins 30 yd. Field Goal (5-60, 2:46)
 Browns 2 6:48 A. Cooper 11 yd. pass from D. Watson (D. Hopkins kick) (11-49, 6:22)
 Browns 2 0:00 D. Hopkins 45 yd. Field Goal (9-39, 1:44)
 Browns 3 8:07 D. Njoku 5 yd. pass from D. Watson (D. Hopkins kick) (3-11, 1:24)
 Browns 4 7:48 K. Hunt 3 yd. run (D. Hopkins kick) (4-56, 2:13)

TEAM STATISTICS

	ARI	CLE
FIRST DOWNS:	7	17
TIME OF POSSESSION:	23:35	36:25
TOTAL NET YARDS: (RU/PA):	58 (41/17)	326 (113/213)
SACKS/YARDS	1/6	7/41
PUNTS/AVERAGE:	9/51.1	7/58.6
PENALTIES/YARDS:	4/40	6/65
FUMBLES/LOST:	1/1	0/0

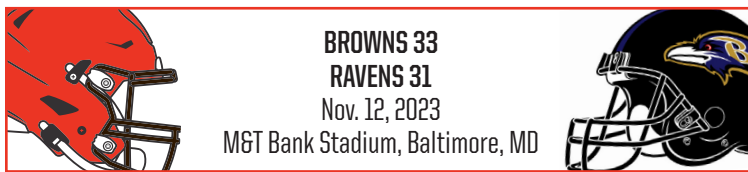
INDIVIDUAL STATISTICS

PASSING: ARI: C. Tune 20-11-58 (2 INT); **CLE:** D. Watson 30-19-219 (2 TD)
RUSHING: ARI: C. Tune 5-28, K. Ingram 9-8, R. Moore 4-3, T. Jones 3-2; **CLE:** J. Ford 20-44, K. Hunt 14-38 (1 TD), D. Watson 3-22, P. Strong 3-9.
RECEIVING: ARI: M. Brown 4-24, T. McBride 3-22, T. Jones 2-5, R. Moore 1-5, G. Dortch 1-2; **CLE:** A. Cooper 5-139 (1 TD), J. Ford 5-33, D. Njoku 4-26 (1 TD), E. Moore 2-14, J. Akins 1-11, C. Tillman 1-3, P. Strong 1(-7).



2023 GAME SUMMARIES

WEEK 10



**BROWNS 33
RAVENS 31**
Nov. 12, 2023
MGT Bank Stadium, Baltimore, MD

TEAM	1	2	3	4	F
Cleveland	3	6	8	16	33
Baltimore	17	0	7	7	31

SCORING SUMMARY

TEAM	Q	TIME	PLAY
Ravens	1	14:20	K.Hamilton 18 yd. interception return (J.Tucker kick)
Ravens	1	10:13	K.Mitchell 39 yd. run (J.Tucker kick) (5-79, 2:38)
Browns	1	7:27	D.Hopkins 36 yd. Field Goal (10-49, 2:46)
Ravens	1	3:29	J.Tucker 37 yd. Field Goal (8-56, 3:58)
Browns	2	7:30	D.Hopkins 28 yd. Field Goal (12-70, 7:16)
Browns	2	1:02	D.Hopkins 23 yd. Field Goal (6-33, 1:12)
Ravens	3	12:29	O.Beckham 40 yd. pass from L.Jackson (J.Tucker kick) (6-78, 2:31)
Browns	3	2:20	K.Hunt 3 yd. run (D.Watson run) (17-75,10:09)
Ravens	4	11:34	G.Edwards 1 yd. run (J.Tucker kick) (7-12, 3:17)
Browns	4	8:57	E.Moore 10 yd. pass from D.Watson (D.Hopkins kick) (6-75, 2:37)
Browns	4	8:16	G.Newsome 34 yd. interception return (kick failed, wl)
Browns	4	0:00	D.Hopkins 40 yd. Field Goal (12-58, 4:55)

TEAM STATISTICS

	CLE	BAL
FIRST DOWNS:	24	17
TIME OF POSSESSION:	34:15	25:45
TOTAL NET YARDS: (RU/PA):	373 (178/195)	306 (106/200)
SACKS/YARDS	3/23	4/18
PUNTS/AVERAGE:	2/44.5	3/53.7
PENALTIES/YARDS:	4/25	7/43
FUMBLES/LOST:	1/1	1/0

INDIVIDUAL STATISTICS


PASSING: CLE: D. Watson 34-20-213 (1 TD, 1 INT); P. Walker 1-0-0; **BAL:** L. Jackson 23-13-223 (1 TD, 2 INT)

RUSHING: CLE: J. Ford 17-107, D. Watson 8-37, K. Hunt 10-32 (TD), H. Bryant 1-2; **BAL:** L. Jackson 8-41, K. Mitchell 3-34 (TD), G. Edwards 11-24 (TD), J. Hill 2-7.

RECEIVING: CLE: A. Cooper 6-98, D. Njoku 6-58, E. Moore 5-44, J. Akins 1-8, H. Bryant 1-3, J. Ford 1-2; **BAL:** Z. Flowers 5-73, M. Andrews 2-44, R. Bateman 2-25, O. Beckham 1-40 (TD), K. Mitchell 1-32, I. Likely 1-5, G. Edwards 1-4.



WEEK 11



**STEELERS 10
BROWNS 13**
Nov. 19, 2023
Cleveland Browns Stadium, Cleveland, OH

TEAM	1	2	3	4	F
Pittsburgh	0	0	7	3	10
Cleveland	7	3	0	3	13

SCORING SUMMARY

TEAM	Q	TIME	PLAY
Browns	1	4:35	J.Ford 1 yd. run (D.Hopkins kick) (7-50, 3:49)
Browns	2	0:05	D.Hopkins 25 yd. Field Goal (17-77, 5:24)
Steelers	3	14:10	J.Warren 74 yd. run (C.Boswell kick) (2-75, 0:50)
Steelers	4	7:40	C.Boswell 28 yd. Field Goal (13-62, 7:10)
Browns	4	0:02	D.Hopkins 34 yd. Field Goal (8-48, 1:16)

TEAM STATISTICS

	PIT	CLE
FIRST DOWNS:	12	20
TIME OF POSSESSION:	28:33	31:27
TOTAL NET YARDS: (RU/PA):	249 (172/77)	259 (96/163)
SACKS/YARDS	1/2	3/29
PUNTS/AVERAGE:	9/39.4	8/47.5
PENALTIES/YARDS:	6/46	1/10
FUMBLES/LOST:	0/0	0/0

INDIVIDUAL STATISTICS

PASSING: PIT: K. Pickett 28-15-106; **CLE:** D. Thompson-Robinson 43-24-165 (1 INT)

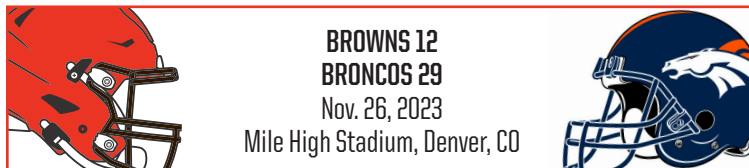
RUSHING: PIT: J. Warren 9-129 (1 TD), N. Harris 12-35, K. Pickett 4-9, G. Pickens 1-(-1); **CLE:** J. Ford 12-31 (1 TD), K. Hunt 12-36, D. Thompson-Robinson 3-20, C. Tillman 1-8, P. Strong 1-1.

RECEIVING: PIT: G. Picken 4-38, A. Robinson 3-20, J. Warren 3-16, D. Johnson 2-16, D. Washington 1-8, P. Freiermuth 1-7, N. Harris 1-1; **CLE:** D. Njoku 7-56, E. Moore 6-60, A. Cooper 4-34, K. Hunt 3-1, J. Ford 2-8, P. Strong 1-4, C. Tillman 1-2.



2023 GAME SUMMARIES

WEEK 12



**BROWNS 12
BRONCOS 29**
Nov. 26, 2023
Mile High Stadium, Denver, CO

TEAM	1	2	3	4	F
Cleveland	0	6	6	0	12
Denver	7	7	3	12	29

SCORING SUMMARY

TEAM Q TIME PLAY

Broncos 1 8:14 S.Perine 3 yd. run (W.Lutz kick) (9-80, 5:21)
 Broncos 2 11:11 R.Wilson 2 yd. run (W.Lutz kick) (13-80, 5:52)
 Browns 2 5:59 D.Hopkins 36 yd. Field Goal (13-57, 5:12)
 Browns 2 0:22 D.Hopkins 24 yd. Field Goal (11-67, 2:42)
 Browns 3 6:42 H.Bryant 2 yd. pass from D.Thompson-Robinson (pass failed) (13-79, 6:24)
 Broncos 3 1:25 W.Lutz 23 yd. Field Goal (9-70, 5:17)
 Broncos 4 13:29 A.Trautman 8 yd. pass from R.Wilson (W.Lutz kick) (4-20, 1:25)
 Broncos 4 4:19 W.Lutz 34 yd. Field Goal (7-42, 4:05)
 Broncos 4 2:19 P.Walker sacked in end zone by Z.Allen, N.Bonitto for a Safety

TEAM STATISTICS

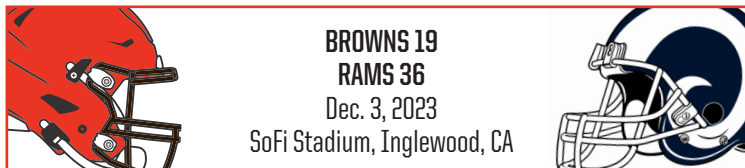
	CLE	DEN
FIRST DOWNS:	19	17
TIME OF POSSESSION:	27:12	32:48
TOTAL NET YARDS: (RU/PA):	269 (107/162)	294 (169/125)
SACKS/YARDS	1/9	4/28
PUNTS/AVERAGE:	3/60.3	5/45.2
PENALTIES/YARDS:	8/66	8/71
FUMBLES/LOST:	5/3	2/1

INDIVIDUAL STATISTICS

PASSING: CLE: D. Thompson-Robinson 29-14-134 (1 TD); P. Walker 13-6-56 **DEN:** R. Wilson 22-13-134
RUSHING: CLE: J. Ford 9-65, K. Hunt 7-22, D. Thompson-Robinson 1-21; **DEN:** J. Williams 18-65, S. Perine 7-55, R. Wilson 11-34, M. Mims 1-11, J. McLaughlin 2-4.
RECEIVING: CLE: D. Njoku 6-59, C. Tillman 4-55, J. Ford 4-14, E. Moore 3-44, A. Cooper 2-16, H. Bryant 1-2; **DEN:** C. Sutton 3-61, J. Williams 3-6, M. Mims 2-24, J. Jeudy 2-11, L. Humphrey 1-13, S. Perine 1-11, A. Trautman 1-8.



WEEK 13



**BROWNS 19
RAMS 36**
Dec. 3, 2023
SoFi Stadium, Inglewood, CA

TEAM	1	2	3	4	F
Cleveland	7	3	3	6	19
Los Angeles	10	3	7	16	36

SCORING SUMMARY

TEAM Q TIME PLAY

Browns 1 10:18 J.Ford 24 yd. pass from J.Flacco (D.Hopkins kick) (9-75, 4:42)
 Rams 1 6:28 L.Havrisik 44 yd. Field Goal (7-49, 3:50)
 Rams 1 3:59 P.Nacua 70 yd. pass from M.Stafford (L.Havrisik kick) (2-79, 0:49)
 Browns 2 2:06 D.Hopkins 40 yd. Field Goal (7-58, 2:31)
 Rams 2 0:00 L.Havrisik 28 yd. Field Goal (13-66, 2:06)
 Browns 3 4:58 D.Hopkins 24 yd. Field Goal (15-74, 7:34)
 Rams 3 0:39 D.Robinson 7 yd. pass from M.Stafford (L.Havrisik kick) (7-75, 4:19)
 Browns 4 8:49 H.Bryant 8 yd. pass from J.Flacco (kick failed, wr) (13-75, 6:50)
 Rams 4 3:48 C.Kupp 3 yd. pass from M.Stafford (L.Havrisik kick) (5-24, 2:44)
 Rams 4 1:56 K.Williams 1 yd. run (L.Havrisik kick) (5-30, 0:33)
 Rams 4 0:36 J.Flacco sacked in end zone by K.Turner, A.Donald for a Safety

TEAM STATISTICS

	CLE	LAR
FIRST DOWNS:	20	20
TIME OF POSSESSION:	34:03	25:47
TOTAL NET YARDS: (RU/PA):	327 (87/240)	399 (120/279)
SACKS/YARDS	0/0	2/14
PUNTS/AVERAGE:	5/47.2	5/58.6
PENALTIES/YARDS:	7/86	7/45
FUMBLES/LOST:	0/0	0/0

INDIVIDUAL STATISTICS

PASSING: CLE: J. Flacco 44-23-253 (2 TD, 1 INT); **LAR:** M. Stafford 37-22-279 (3 TD).
RUSHING: CLE: K. Hunt 12-48, P. Strong 2-20, J. Ford 9-19; **LAR:** K. Williams 21-88 (TD), P. Nacua 2-34, R. Freeman 1-0, M. Stafford 1-(-2).
RECEIVING: CLE: H. Bryant 5-49 (TD), E. Moore 4-83, A. Cooper 3-34, J. Ford 3-33, C. Tillman 2-20, D. Njoku 2-17, Dav. Bell 2-12, J. Akins 1-6; **LAR:** C. Kupp 6-39 (TD), P. Nacua 4-105 (TD), D. Robinson 4-55 (TD), K. Williams 3-24, T. Higbee 2-35, B. Skowronek 2-12, T. Atwell 1-9=



2023 GAME SUMMARIES

WEEK 14



JAGUARS 27
BROWNS 31
Dec. 10, 2023



Cleveland Browns Stadium, Cleveland, OH

TEAM	1	2	3	4	F
Jacksonville	0	7	7	13	27
Cleveland	7	7	7	10	31

SCORING SUMMARY

TEAM	Q	TIME	PLAY
Browns	1	11:39	D.Njoku 34 yd. pass from J.Flacco (D.Hopkins kick) (6-75, 3:21) 0 7
Browns	2	13:40	D.Njoku 30 yd. pass from J.Flacco (D.Hopkins kick) (4-72, 1:25) 0 14
Jaguars	2	6:14	E.Engram 10 yd. pass from T.Lawrence (B.McManus kick) (2-12, 0:39)
Browns	3	9:39	K.Hunt 4 yd. run (D.Hopkins kick) (7-22, 4:25) 7 21
Jaguars	3	4:59	T.Etienne 1 yd. run (B.McManus kick) (6-25, 2:27) 14 21
Browns	4	12:34	Dav.Bell 41 yd. pass from J.Flacco (D.Hopkins kick) (4-48, 1:36) 14 28
Jaguars	4	8:52	P.Washington 19 yd. pass from T.Lawrence (B.McManus kick) (9-75, 3:42)
Browns	4	3:10	D.Hopkins 55 yd. Field Goal (4-0, 0:20) 21 31
Jaguars	4	1:33	E.Engram 2 yd. pass from T.Lawrence (pass failed) (9-75, 1:37)

TEAM STATISTICS

	JAX	CLE
FIRST DOWNS:	20	16
TIME OF POSSESSION:	28:11	31:49
TOTAL NET YARDS: (RU/PA):	293 (58/235)	389 (82/307)
SACKS/YARDS	4/22	1/4
PUNTS/AVERAGE:	7/45.9	8/51.5
PENALTIES/YARDS:	7/40	8/75
FUMBLES/LOST:	1/1	2/2

INDIVIDUAL STATISTICS

PASSING: JAX: T. Lawrence 50-28-257 (3 TD, 3 INT); **CLE:** J. Flacco 45-26-311 (3 TD, 1 INT).
RUSHING: JAX: T. Etienne 14-35 (TD), D. Johnson 3-12, T. Lawrence 3-11; **CLE:** J. Ford 12-51, K. Hunt 10-27 (TD), D. Thompson-Robinson 1-5, P. Strong 1-0, J. Flacco 4-(-1).
RECEIVING: JAX: E. Ingram 11-95 (2 TD), Z. Jones 5-29, C. Ridley 4-53, T. Etienne 4-37, P. Washington 2-27 (TD), D. Johnson 2-16; **CLE:** A. Cooper 7-77, D. Njoku 6-91 (2 TD), J. Ford 5-31, E. Moore 3-42, C. Tillman 2-23, Dav. Bell 1-41 (TD), K. Hunt 1-3, J. Akins 1-3.

WEEK 15



BEARS 17
BROWNS 20
Dec. 17, 2023



Cleveland Browns Stadium, Cleveland, OH

TEAM	1	2	3	4	F
Chicago	0	7	10	0	17
Cleveland	0	7	0	13	20

SCORING SUMMARY

TEAM	Q	TIME	PLAY
Bears	2	10:54	C.Kmet 5 yd. pass from J.Fields (C.Santos kick) (4-1, 2:23)
Browns	2	3:48	D.Njoku 2 yd. pass from J.Flacco (D.Hopkins kick) (12-84, 7:06)
Bears	3	13:50	T.Edmunds 45 yd. interception return (C.Santos kick)
Bears	3	7:07	C.Santos 41 yd. Field Goal (9-47, 4:38)
Browns	4	12:27	D.Hopkins 33 yd. Field Goal (6-52, 2:29)
Browns	4	3:08	A.Cooper 51 yd. pass from J.Flacco (D.Hopkins kick) (6-80, 2:10)
Browns	4	0:32	D.Hopkins 34 yd. Field Goal (8-63, 1:18)

TEAM STATISTICS

	CHI	CLE
FIRST DOWNS:	12	14
TIME OF POSSESSION:	29:00	31:00
TOTAL NET YARDS: (RU/PA):	236 (88/148)	377 (29/348)
SACKS/YARDS	4/31	3/18
PUNTS/AVERAGE:	10/44.8	9/43.3
PENALTIES/YARDS:	4/19	9/48
FUMBLES/LOST:	4/1	1/0

INDIVIDUAL STATISTICS

PASSING: CHI: J. Fields 40-19-166 (1 TD, 2 INT); **CLE:** J. Flacco 44-28-374 (2 TD, 3 INT).
RUSHING: CHI: R. Johnson 5-36, J. Fields 7-30, V. Jones 2-23, K. Herbert 6-8, T. Scott 1-(-3), D. Foreman 6-(-6); **CLE:** J. Ford 8-20, K. Hunt 7-8, P. Strong 2-2, J. Flacco 1-(-1).
RECEIVING: CHI: C. Kmet 5-23 (TD), D. Moore 4-52, R. Johnson 4-24, T. Scott 3-49, D. Mooney 2-14, K. Herbert 1-4; **CLE:** D. Njoku 10-104 (TD), A. Cooper 4-109 (TD), C. Tillman 4-52, J. Ford 4-11, E. Moore 2-17, M. Goodwin 1-57, K. Hunt 1-12, J. Akins 1-8.



2023 GAME SUMMARIES

WEEK 16



BROWNS 36
TEXANS 22
Dec. 24, 2023
NRG Stadium, Houston, TX



TEAM	1	2	3	4	F
Cleveland	7	15	6	8	36
Houston	0	7	0	15	22

SCORING SUMMARY

TEAM Q TIME PLAY

Browns	1	13:18	J.Ford 4 yd. run (D.Hopkins kick) (4-59, 1:42) 7 0
Browns	2	12:04	A.Cooper 75 yd. pass from J.Flacco (D.Hopkins kick) (3-90, 1:32)
Texans	2	11:51	D.Pierce 98 yd. kickoff return (K.Fairbairn kick) (0-0, 0:13)
Browns	2	4:16	D.Njoku 21 yd. pass from J.Flacco (D.Thompson-Robinson run) (6-50, 2:51)
Browns	3	2:35	A.Cooper 7 yd. pass from J.Flacco (run failed) (18-94, 9:39)
Browns	4	12:31	K.Hunt 1 yd. run (J.Flacco-A.Cooper pass) (10-51, 4:06)
Texans	4	6:08	N.Collins 5 yd. pass from D.Mills (D.Mills-N.Collins pass) (10-61, 1:58)
Texans	4	4:12	A.Beck 1 yd. pass from D.Mills (K.Fairbairn kick) (9-53, 1:56)

TEAM STATISTICS

	CLE	HOU
FIRST DOWNS:	26	20
TIME OF POSSESSION:	33:34	26:26
TOTAL NET YARDS: (RU/PA):	418 (54/364)	250 (72/178)
SACKS/YARDS	3/33	1/10
PUNTS/AVERAGE:	3/49.3	6/44.3
PENALTIES/YARDS:	9/55	10/76
FUMBLES/LOST:	0/0	1/0

INDIVIDUAL STATISTICS

PASSING: CLE: J. Flacco 42-27-368 (3 TD, 2 INT), D. Thompsen-Robinson 2-1-6; **HOU:** D. Mills 32-15-149 (2 TD), C. Keenum 17-11-62 (2 INT).

RUSHING: CLE: J. Ford 15-25 (TD), P. Strong 5-22, K. Hnt 7-11 (TD), J. Flacco 2-1, D. Thompson-Robinson 1(-5); **HOU:** D. Singletary 9-44, D. Mills 2-9, R. Woods 1-7, D. Pierce 3-6, D. Ogunbowale 1-6.

RECEIVING: CLE: A. Cooper 11-2265 (2 TD), D. Njoku 6-44 (TD), E. Moore 2-19, J. Akins 2-18, C. Tillman 2-13, K. Hunt 2-5, Dav. Bell 1-6, H. Bryant 1-6, J. Ford 1(-2); **HOU:** D. Schultz 8-61, N. Collins 4-18 (TD), N. Brown 3-38, D. Singletary 3-19, B. Jordan 2-27, R. Woods 2-14, A. Beck 2-6, X. Hutchinson 1-18, D. Pierce 1-10.



WEEK 17



JETS 20
BROWNS 37
Dec. 28, 2023
Cleveland Browns Stadium, Cleveland, OH



TEAM	1	2	3	4	F
New York	7	10	0	3	20
Cleveland	20	14	0	3	37

SCORING SUMMARY

TEAM Q TIME PLAY

Browns	1	11:10	J.Ford 7 yd. pass from J.Flacco (R.Patterson kick) (7-75, 3:50)
Jets	1	8:06	Bre.Hall 21 yd. pass from T.Siemian (G.Zuerlein kick) (6-75, 3:04)
Browns	1	4:43	K.Hunt 7 yd. run (kick failed, wr) (7-75, 3:23)
Browns	1	2:01	R.Hickman 30 yd. interception return (R.Patterson kick)
Browns	2	6:15	E.Moore 8 yd. pass from J.Flacco (R.Patterson kick) (10-79, 5:32)
Jets	2	2:02	J.Johnson 37 yd. interception return (G.Zuerlein kick)
Browns	2	1:25	J.Ford 50 yd. pass from J.Flacco (R.Patterson kick) (3-75, 0:37)
Jets	2	0:00	G.Zuerlein 46 yd. Field Goal (6-47, 1:25)
Jets	4	8:50	G.Zuerlein 44 yd. Field Goal (7-9, 3:05)
Browns	4	2:54	R.Patterson 33 yd. Field Goal (6-18, 2:27)

TEAM STATISTICS

	NYJ	CLE
FIRST DOWNS:	17	20
TIME OF POSSESSION:	31:51	28:09
TOTAL NET YARDS: (RU/PA):	360 (107/253)	428 (127/301)
SACKS/YARDS	1/8	2/8
PUNTS/AVERAGE:	5/42.6	3/51.7
PENALTIES/YARDS:	12/74	4/26
FUMBLES/LOST:	1/1	4/2

INDIVIDUAL STATISTICS

PASSING: NYJ: T. Siemian 45-32-261 (1 TD, 1 INT); **CLE:** J. Flacco 29-19-309 (3 TD, 1 INT).

RUSHING: NYJ: Bre. Hall 13-84, T. Siemian 4-13, X. Gipson 1-8, I. Abanikanda 2-3, G. Wilson 1(-1); **CLE:** J. Ford 12-64, K. Hunt 10-31 (TD), P. Strong 4-29, J. Flacco 2-3.

RECEIVING: NYJ: Bre. Hall 9-42 (TD), G. Wilson 5-50, T. Conklin 5-45, X. Gipson 4-33, I. Abanikanda 4-27, K. Yeboah 2-28, J. Brownlee 2-28, N. Bawden 1-8; **CLE:** D. Njoku 6-134, E. Moore 5-61 (TD), J. Ford 2-57 (2 TD), H. Bryant 2-14, Dav. Bell 2-7, J. Akins 1-28, C. Tillman 1-8.



HISTORY



The Cleveland Browns have one of the richest traditions in professional football, boasting eight league titles, including four NFL championships. In addition, 17 former Browns have been inducted into the Pro Football Hall of Fame in Canton, the seventh-most of any NFL franchise.

The Browns were founded in 1945 as a charter member of the All-America Football Conference (AAFC), under businessman Arthur B. "Mickey" McBride, who would name Paul Brown the team's general manager and head coach. The franchise conducted a team naming contest, and the No. 1 choice was "Browns," highlighting Paul Brown's popularity in the area. In addition to Brown, that first team consisted of future Hall of Famers in center Frank Gatski, quarterback Otto Graham, offensive tackle/kicker Lou Groza, receiver Dante Lavelli, fullback Marion Motley and lineman Bill Willis.

In their first season in the AAFC (1946), the Browns posted a 12-2 record and went on to defeat the New York Yankees in the league's inaugural championship game, 14-9. They were equally successful off the field, averaging more than 57,000 fans to their home games at Municipal Stadium. The Browns would go on to claim the AAFC title in all four years of the league's existence, including a 15-0 record in 1948.

In 1950, the Browns were one of only three AAFC teams to merge with the National Football League, along with the San Francisco 49ers and Baltimore Colts. Despite joining a more established league, Cleveland continued its success as they marched through the 1950 regular season with a 10-2 record before defeating the New York Giants in the playoffs and the Los Angeles Rams in the championship game. In fact, the Browns appeared in the NFL Championship game in each of their first seven years in the league (1950-56), coming away with three titles during that time (1950, 1954-55).

Quarterback Otto Graham guided the Browns to the championship game in all 10 of his professional seasons, helping the team capture seven titles (four AAFC and three NFL). Graham led the AAFC in passing all four years and led the NFL in passing twice (1953 and 1955), while totaling 23,584 passing yards combined in both leagues.

In 1957, the Browns selected Syracuse running back Jim Brown with the sixth overall pick of the NFL Draft. Brown would go on to lead the league in rushing that year with 942 yards in just 12 games as he was named NFL Rookie of the Year. He helped the Browns back to the NFL title game that season, although they dropped a 59-14 decision to the Detroit Lions. The following year, Brown again led the league in rushing, with 1,527 yards and 27 touchdowns. It marked one of seven times over the next eight years in which he rushed for more than 1,100 yards.

After going consecutive seasons without making the playoffs for the first time in franchise history (1961-62), Blanton Collier took over for Paul Brown as head coach in 1963, and guided the team to a regular season record of 10-4 as they returned to the postseason, led by Jim Brown's career-high 1,863 rushing yards. The following year, the Browns put together a record of 10-3-1, capped by a 27-0 victory

over Baltimore in the NFL Championship game. The 1964 season marked the first of three NFL title game appearances for the Browns over the next five years.

Following the 1965 season, Brown unexpectedly announced his retirement to pursue an acting career. In his final year, Brown rushed for 1,544 yards, the third straight year and eighth time in his nine NFL seasons that he topped the league's rushing chart.

Following Brown's retirement, Cleveland could not be derailed as the team qualified for the postseason in three of the next four years, including two NFL Championship game appearances (1968-69). Running back Leroy Kelly, an eighth-round draft choice of the team in 1964, rushed for more than 1,000 yards in three of those seasons (1966-68).

On Sept. 21, 1970, the Browns became part of history as they had the distinction of hosting the New York Jets in the first-ever Monday Night Football game, emerging with a 31-21 victory.

Collier wrapped up his coaching career following the 1970 season. He registered a 76-34-2 (.688) regular season record and guided the Browns to four NFL Championship games.

The decade of the 1970s started with the Browns making two trips to the playoffs in the first three years. Then came a stretch in which the Browns missed the postseason seven straight seasons (1973-79). In the final year of that span, however, the Browns, under the guidance of second-year Head Coach Sam Rutigliano, put together a record of 9-7 and affectionately earned the nickname of the "Kardiac Kids." Of the team's nine victories that year, seven came by seven points or less. Two of those wins occurred in overtime, while three others were decided within the final two minutes of regulation.

This excitement continued into the following season of 1980. After starting the year 2-3, the Browns reeled off five straight wins and victories in eight of their next nine. Of those eight triumphs, six came by six points or less. On the final week of the season, Don Cockroft's 22-yard field goal with less than two minutes to play lifted the Browns to a 27-24 victory over the Bengals at Cincinnati's Riverfront Stadium, as Cleveland captured its first AFC Central crown since 1971 and its first playoff berth since 1972.

In 1985, the franchise underwent a makeover as Marty Schottenheimer was named the team's sixth full-time head coach and the club selected University of Miami quarterback Bernie Kosar – a Youngstown native who grew up in Boardman, Ohio – in the NFL Supplemental Draft. By midseason of his rookie year, Kosar had cracked the starting lineup, leading the Browns to wins in four of his first six starts. Cleveland went on to post an 8-8 record that year, which was good for first place in the AFC Central division. That season, running backs Earnest Byner and Kevin Mack both topped the 1,000-yard rushing mark, a feat that would not be accomplished again by a pair of running backs on the same team in the same season until 2008.

The Browns seemed poised for their first playoff win since 1969 as they held a 21-3 third-quarter lead over the Dolphins at the Orange

Bowl before Miami reeled off 21 unanswered points to come away with a 24-21 victory. With Kosar at the helm, the Browns would win three AFC Central division titles over the next four years (1986-87, 1989) and qualify for the playoffs on each occasion. Three of those four appearances resulted in a spot in the AFC Championship game, only to be stopped short of their ultimate destination by the Denver Broncos each time.

In Aug. of 1991, the Browns moved into a new administrative complex in Berea and began holding training camp there in July of the following year.

On Nov. 6, 1995, it was announced that the Browns had signed a deal to relocate to Baltimore for the following season. In Feb. 1996, the NFL announced that the Browns would be “deactivated” for three years and that a new stadium would be built for a new Browns team – either as an expansion team or one that would move from another city – that would begin play in 1999. Cleveland NFL Football (Cleveland Browns Trust) was formed by the NFL with Bill Futterer as President and NFL Commissioner Paul Tagliabue as Trustee. The Trust represented the NFL in the stadium design and construction, managed the sale of suites and club seats, and sold Permanent Seat Licenses and season tickets. In March 1998, at the owners meeting in Orlando, Tagliabue announced that the Browns would be an expansion team rather than a relocated team. On Sept. 8, 1998, the NFL awarded the new Cleveland Browns franchise to a group led by Alfred Lerner, and the NFL formally transferred ownership on Oct. 23, 1998.

The new Cleveland Browns franchise played their first game on Aug. 9, 1999 when they edged the Dallas Cowboys, 20-17 in overtime, in the annual Hall of Fame Game at Fawcett Stadium in Canton to open the preseason. They played their first regular season game on Sept. 12 against their long-time rival, the Pittsburgh Steelers at FirstEnergy Stadium. Their initial regular season victory occurred in dramatic fashion as a 56-yard Hail Mary from quarterback Tim Couch to wide receiver Kevin Johnson as time expired lifted the Browns to a 21-16 decision over the Saints at the Superdome, in what would be the first of two wins in that first season back for Cleveland.

On Oct. 23, 2002, owner Alfred Lerner passed away and his son, Randy, took over control of the team. Later that year, the Browns won their final two regular season games to finish with a record of 9-7, earning them their first playoff berth since returning to the league just four years earlier.

With the third overall pick in the 2007 NFL Draft, the Browns selected left tackle Joe Thomas. He played every offensive snap for the Browns from his rookie season through Week 7 in 2017, when his streak ended at 10,363, the longest streak in NFL history. He also became the fifth player and the only lineman in NFL history to be selected to the Pro Bowl each of his first 10 seasons.

The team unveiled a Ring of Honor at Cleveland Browns Stadium at halftime of the home opener against the Kansas City Chiefs on Sept. 19, 2010. The inaugural class consisted of the franchise’s first 16 Hall of Famers, as the name of each man was permanently displayed on

the stadium’s upper deck facade. In 2012, the years of the team’s eight league championships were added to the southeast end of the facade. In 2019, Clay Matthews was inducted into the Browns Ring of Honor. In 2021, Hall of Fame WR Mac Speedie was inducted. Joe Thomas was inducted in 2023.

On Aug. 2, 2012, Dee and Jimmy Haslam agreed to purchase controlling interest of the Cleveland Browns from Randy Lerner. The NFL approved the Haslams as the owners on Oct. 16.

On Oct. 29, 2017, the Browns played their first regular season game outside of the United States when they faced the Minnesota Vikings at Twickenham Stadium in London, England.


The Browns selected QB Baker Mayfield with the first overall pick in the 2018 NFL Draft and in just 13 starts, he set the NFL record for touchdown passes by a rookie with 27.

Kevin Stefanski was named Head Coach on Jan. 13, 2020 and Andrew Berry was named Executive Vice President of Football Operations and General Manager on Jan. 28, 2020. On January 15, 2020, Mac Speedie was elected to the Pro Football Hall of Fame Class of 2020.

Kevin Stefanski led the Browns to an 11-5 record in 2020 to clinch the team’s first playoff berth since 2002 and ending the league’s longest playoff drought for a club. The team then went on to grab their first postseason victory since the 1994 season, beating the Pittsburgh Steelers in the AFC Wild Card Round on Jan. 10, 2021.


DE Myles Garrett set a single-season franchise record after recording 16 sacks in both 2021 and 2022. On Oct. 16, 2022, Garrett passed Clay Matthews Jr. (62.0) for most sacks in Browns’ franchise history. RB Nick Chubb (1,525 rushing yards) became the second back in team history to achieve 1,500 rushing yards in a single season (Jim Brown in 1958, 1963, & 1965). In addition, Joe Thomas was inducted into the Browns’ Ring of Honor and named a first-ballot Hall of Famer on Feb. 9, 2023, five years after his retirement.

The Browns capped off the 2023 season with an 11-6 record and secured a spot in the postseason. The 11 regular season wins tied for second-most in team history, trailing only the 1986 team, which had 12 wins. Head Coach Kevin Stefanski (2020 and 2023) joined Pro Football Hall of Famer Paul Brown (1951 and 1953) as the only coaches in team history to record multiple seasons with at least 11 regular season wins. The team finished with an 8-1 record at Cleveland Browns Stadium and set a team record for wins at home. Stefanski was named the NFL Coach of the Year for the second time. DE Myles Garrett became the first Browns player to win NFL Defensive Player of the Year and Defensive Coordinator Jim Schwartz was named the NFL Assistant Coach of the Year as the Browns defense led the NFL in several categories including total defense, allowing just 270.2 yards per game, the fewest allowed by a Browns team since 1957. QB Joe Flacco was named the NFL Comeback Player of the Year after recording a 4-1 record as a starter following a season ending injury to QB Deshaun Watson, who finished the season 5-1 as a starter.




#14 OTTO GRAHAM

From 1946-1955, Otto Graham guided the Browns to 10 league championship games and NFL Championships in 1950, 1954 and 1955. He led the NFL in passing for two seasons and recorded 23,584 career passing yards. In 1953, Graham finished the season with a 64.73 completion percentage, the highest in club history. He was an All-League selection from 1951-55. Graham was inducted into the Pro Football Hall of Fame in 1965.




#32 JIM BROWN

Brown was the NFL's leading rusher in eight seasons and holds the Browns franchise record for career rushing yards, attempts and touchdowns. An All-America selection from Syracuse in 1956, Brown was named NFL Rookie of the Year in 1957. He participated in nine consecutive Pro Bowls from 1958-66 and was voted NFL most valuable player in 1957, 1958 and 1965. Brown was inducted into the Pro Football Hall of Fame in 1971.




#45 ERNIE DAVIS

After being selected first in the 1961 NFL draft, the Browns acquired Ernie Davis in a trade with the Washington Redskins. Tragically, Davis passed away two years later from leukemia and never played a professional game. A star running back from Syracuse, Davis was the first African-American to win the Heisman Trophy in 1961 and guided the Orangemen to their only national championship the same year.




#46 DON FLEMING

Don Fleming was selected by the Chicago Cardinals in the 28th round of the 1959 NFL draft. He was traded to the Browns in 1960 and was a mainstay at the safety position. From 1960-63, Fleming intercepted 10 passes and was named to The Sporting News All-AFC team in 1962. During the 1963 offseason, Fleming and a co-worker were sadly electrocuted working a construction job. His passing came a few weeks after Ernie Davis' death.



#76 LOU GROZA

Lou Groza is Cleveland's all-time top scorer with 1,349 points on 234 FGs, 641 PATs and one TD. He scored at least one point in 107 consecutive games and his last-second field goal sealed the 1950 NFL Championship for the Browns. Originally an offensive left tackle, Groza suffered a back injury which converted him into a kicking specialist from 1961-67. He was an All-NFL tackle on six occasions and was the NFL Player of the Year in 1954. Groza was inducted into the Pro Football Hall of Fame in 1974.



To pay homage to their great history - one of the richest in the NFL - the Browns unveiled the Cleveland Browns Ring of Honor during a special ceremony at halftime of the 2010 regular season home opener, against Kansas City on Sept. 19. The initial group of inductees consisted of the 16 former Browns enshrined in the Pro Football Hall of Fame. The names of these 16 greats are prominently displayed on the facade of the upper deck of the stadium. In 2012, the years of the team's eight league championships were added to the facade at the southeast end of Cleveland Browns Stadium. On Sept. 22, 2019, Clay Matthews was inducted to the Browns Ring of Honor. Matthews, a first-round pick in 1978, played 16 seasons (1978-93) with the Browns and is considered one of the league's best linebackers and most durable players. In 2021, Mac Speedie, who played seven seasons (1946-52) with the Browns was inducted into the Browns Ring of Honor. In 2023, Joe Thomas, who played 11 seasons (2007-17) with Browns and compiled the longest consecutive snap streak in NFL history with 10,363, was inducted.

CLEVELAND BROWNS LEGENDS

The Cleveland Browns organization honors the team's all-time greats through the Cleveland Browns Legends Program. This program honors the men who have contributed to the success of the Browns organization. The Legends Program started in 2001 with the automatic induction of the Browns' then Hall of Famers into the Cleveland Browns Legends. The following is a current list of Browns Legends:

CLASS OF 2001

Ray Renfro, Gene Hickerson, Greg Pruitt, Bernie Kosar, Michael Dean Perry

CLASS OF 2002

Mac Speedie, Brian Sipe, Clay Matthews

CLASS OF 2003

Bob Gain, Dick Schafrath, Hanford Dixon

CLASS OF 2004

Tommy James, Dub Jones, Gary Collins, Mike Pruitt

CLASS OF 2005

Jim Ray Smith, Frank Ryan, Jerry Sherk, Frank Minnifield

CLASS OF 2006

Walt Michaels, Jim Houston, Doug Dieken, Earnest Byner

CLASS OF 2007

Horace Gillom, Bill Glass, Don Cockroft, Kevin Mack

CLASS OF 2008

Warren Lahr, Paul Wiggin, Walter Johnson, Eric Metcalf

CLASS OF 2010

Cody Risien and John Wooten

CLASS OF 2011

Vince Costello and Tom DeLeone

CLASS OF 2012

Ernie Green and Clarence Scott

CLASS OF 2013

Abe Gibron and Galen Fiss

CLASS OF 2014

Robert Jackson and Milt Morin

CLASS OF 2015

Don Colo and Bob Golic

CLASS OF 2016

Dick Ambrose and Thom Darden

CLASS OF 2017

Tony Adamle and Bernie Parrish

CLASS OF 2018

Erich Barnes and Eddie Johnson

CLASS OF 2020


Josh Cribbs and Webster Slaughter

CLASS OF 2021

D'Qwell Jackson and Bill Nelsen

CLASS OF 2022

Joe Thomas and Darrel "Pete" Brewster



JIM BROWN



NUMBER 32 POSITION Running Back **HEIGHT 6-2 WEIGHT 232 COLLEGE** Syracuse
LIFE February 17, 1936 - May 18, 2023 **YEARS WITH BROWNS 9 YEARS IN NFL 9**

PRO BOWL SELECTIONS 9 (1957, 1958, 1959, 1960, 1961, 1962, 1963, 1964, 1965)

CAREER HIGHLIGHTS Rushed for 12,312 yards on 2,359 career carries in 118 games... Totaled 126 career touchdowns with 106 rushing and 20 receiving... Led the NFL in rushing in eight of his nine seasons... Led the league in touchdowns five seasons... Recorded 58 career 100-yard rushing performances... Earned NFL Most Valuable Player award in 1957, 1958 and 1964... Named NFL Rookie of the Year in 1957... Selected to nine consecutive Pro Bowls... Holds the Browns' record for the most combined net yards, most career yards rushing, most points in one season, career touchdowns, most consecutive games scoring a touchdown and most 1,000-yard seasons... Named to the NFL All-Decade team for the 1960s... Uniform number 32 retired by the Browns... Inducted into the Cleveland Browns Ring of Honor... Enshrined in the Hall of Fame in 1971.




PAUL BROWN



POSITION Head Coach **COLLEGE** Miami (Ohio) **LIFE** September 7, 1908w - August 5, 1991
YEARS WITH BROWNS 17 YEARS IN NFL 21 YEARS IN AAFC 4

CAREER HIGHLIGHTS Browns' first ever head coach and general manager... Led the Browns to four consecutive AAFC championships from 1946-49 and to NFL titles in 1950, 1954 and 1955... Posted a 111-44-5 NFL record with the Browns in the regular season and a 4-5 mark in the playoffs... Recorded a 47-4-3 career AAFC record in the regular season and a 5-0 mark in the playoffs... Registered a career combined record of 167-53-8 (.750) with the Browns and only one losing season in 17 years... An innovator who became the first NFL coach to use intelligence tests as a hint to a player's learning potential, use notebooks and classroom techniques extensively, set up complete film clip statistical studies and grade his own players based on film study... Also coached the Cincinnati Bengals from 1968-75... Inducted into the Cleveland Browns Ring of Honor... Enshrined in the Hall of Fame in 1967.




JOE DELAMIELLEURE



NUMBER 64 POSITION Offensive Guard **HEIGHT 6-3 WEIGHT 250**
COLLEGE Michigan State **BIRTHDATE** March 16, 1951 **YEARS WITH BROWNS 5 YEARS IN NFL 13**

PRO BOWL SELECTIONS 6 (1975, 1976, 1977, 1978, 1979, 1980)

CAREER HIGHLIGHTS Helped pave the way for three Browns 1,000-yard rushing performers... Protected quarterback Brian Sipe who threw for an NFL-leading 4,132 yards in 1980... Selected to the 1981 Pro Bowl with the Browns... Did not miss a game during his NFL career, appearing in 185 consecutive, including 73 contests with the Browns... Was named the AFC Lineman of the year in 1975... Also played for the Buffalo Bills from 1973-79 and 1985... Named to the NFL All-Decade team for the 1970s... Inducted into the Cleveland Browns Ring of Honor... Enshrined in the Hall of Fame in 2003.



LEN FORD



NUMBER 53/80 POSITION Defensive End **HEIGHT 6-4 WEIGHT 245 COLLEGE** Michigan
LIFE February 18, 1926 - March 13, 1972 **YEARS WITH BROWNS 8 YEARS IN NFL 9 YEARS IN AAFC 2**

PRO BOWL SELECTIONS 4 (1952, 1953, 1954, 1955)

CAREER HIGHLIGHTS Selected to four consecutive Pro Bowls from 1952-55... Helped the Browns to NFL titles in 1950, 1954 and 1955... Gained All-NFL honors five times from 1951-1955... His stellar play at the defensive end position helped the Browns lead the league in fewest points allowed six times, including five seasons in a row from 1953-57... Also played for the Los Angeles Dons of the AAFC from 1948-49 and the Green Bay Packers in 1958... Named to the NFL All-Decade team for the 1970s... Inducted into the Cleveland Browns Ring of Honor... Enshrined in the Hall of Fame in 1976.



FRANK GATSKI



NUMBER 22/52 **POSITION** Center **HEIGHT** 6-3 **WEIGHT** 233 **COLLEGE** Marshall
LIFE March 18, 1922 - November 22, 2005 **YEARS WITH BROWNS** 11 **YEARS IN NFL** 12
YEARS IN AAFC 4

PRO BOWL SELECTIONS 1 (1956)

CAREER HIGHLIGHTS Helped pave the way to four consecutive AAFC championships from 1946-49 and NFL titles in 1950, 1954 and 1955... Helped the Browns appear in 10 consecutive championship games from 1946-55... Selected to the 1957 Pro Bowl... Played in 11 championship games during his 12 seasons, helping his team win eight times... Named to the All-NFL team four times... Also played for the Detroit Lions in 1957... Inducted into the Cleveland Browns Ring of Honor... Enshrined in the Hall of Fame in 1985.




OTTO GRAHAM



NUMBER 14/60 **POSITION** Quarterback **HEIGHT** 6-1 **WEIGHT** 196 **COLLEGE** Northwestern
LIFE December 6, 1921 - December 17, 2003 **YEARS WITH BROWNS** 10 **YEARS IN NFL** 6
YEARS IN AAFC 4

PRO BOWL SELECTIONS 5 (1951, 1952, 1953, 1954, 1955)

CAREER HIGHLIGHTS Led the Browns to the championship game in each of his 10 seasons, winning four AAFC titles and three NFL championships... Led the AAFC in passing yards all four years and led the NFL in passing yards in 1953 and 1955... Totaled a combined 23,584 career passing yards and 174 touchdowns in the AAFC and NFL... Also rushed for 46 career touchdowns scoring 276 points... Owns the highest single-season completion percentage in team history at 64.73 from the 1953 season... Registered a 57-13-1 (.810) record as a starter in the NFL... Uniform number 14 retired by the Browns... Named to the NFL All-Decade team for the 1950s... Inducted into the Cleveland Browns Ring of Honor... Enshrined in the Hall of Fame in 1965.



LOU GROZA



NUMBER 46/76 **POSITION** Offensive Tackle/Kicker **HEIGHT** 6-3 **WEIGHT** 240
COLLEGE Ohio State **LIFE** January 25, 1924 - November 29, 2000 **YEARS WITH BROWNS** 21 **YEARS IN NFL** 17
YEARS IN AAFC 4

PRO BOWL SELECTIONS 9 (1951, 1952, 1953, 1954, 1955, 1956, 1958, 1959, 1960)

CAREER HIGHLIGHTS Browns career record holder with 641 extra points made and 1,349 career points... Second in team annals with 234 made field goals... An All-NFL selection as a tackle six times and named NFL player of the year in 1954... Set a team record by scoring a point in 107 consecutive games... Selected to nine Pro Bowls (1951-56, 58-60)... Helped the Browns to four consecutive AAFC championships, from 1946-49, and to NFL titles, in 1950, 1954 and 1955... Nicknamed "The Toe"... Uniform number 76 retired by Browns... Named to the NFL All-Decade team for the 1950s... Inducted into the Cleveland Browns Ring of Honor... Enshrined in the Hall of Fame in 1974.



GENE HICKERSON



NUMBER 66 **POSITION** Offensive Guard **HEIGHT** 6-3 **WEIGHT** 248 **COLLEGE** Mississippi
LIFE February 15, 1935 - October 20, 2008 **YEARS WITH BROWNS** 15 **YEARS IN NFL** 15

PRO BOWL SELECTIONS 6 (1966, 1967, 1968, 1969, 1970, 1971)

CAREER HIGHLIGHTS Served as a lead blocker for three Hall of Fame running backs in Jim Brown, Bobby Mitchell and Leroy Kelly... Voted an All-League selection and to six straight Pro Bowls (1966-71)... Was named the NFL's most outstanding blocker in 1969... Browns posted a 1,000-yard rusher in nine of his first 10 seasons and featured the league's leading rusher seven times... In his 15 seasons, Cleveland never suffered a losing record... Named to the NFL All-Decade team for the 1960s... Inducted into the Cleveland Browns Ring of Honor... Enshrined in the Hall of Fame in 2007.



LEROY KELLY



NUMBER 44 **POSITION** Running Back **HEIGHT** 6-0 **WEIGHT** 202 **COLLEGE** Morgan State
BIRTHDATE May 20, 1942 **YEARS WITH BROWNS** 10 **YEARS IN NFL** 10

PRO BOWL SELECTIONS 6 (1967, 1968, 1969, 1970, 1971, 1972)

CAREER HIGHLIGHTS Gained 7,274 rushing yards, 12,329 combined yards and 90 touchdowns... Won NFL rushing titles in 1967 and 1968... Also led the NFL in punt return yards in 1965... Recorded three consecutive 1,000-yard seasons (1966-68)... Named All-NFL five times (1966-1969 and 1971)... Selected to six consecutive Pro Bowls (1967-72)... Posted 27 career 100-yard performances... Named to the NFL All-Decade team for the 1960s... Inducted into the Cleveland Browns Ring of Honor... Enshrined in the Hall of Fame in 1994.



DANTE LAVELLI



NUMBER 55/86 **POSITION** Offensive End **HEIGHT** 6-0 **WEIGHT** 191 **COLLEGE** Ohio State
LIFE February 23, 1923 - January 20, 2009 **YEARS WITH BROWNS** 11 **YEARS IN NFL** 7
YEARS IN AAFC 4

PRO BOWL SELECTIONS 3 (1952, 1954, 1955)

CAREER HIGHLIGHTS Helped the Browns to four consecutive AAFC championships, from 1946-49, and to NFL titles in 1950, 1954 and 1955... Recorded 142 receptions for 2,580 yards with 29 touchdowns in the AAFC and 244 receptions for 3,908 yards with 33 touchdowns for a combined total of 386 receptions for 6,488 yards with 62 touchdowns during his 11-year professional career... Named All-AAFC in 1946 & 1947 and named All-NFL in 1951 & 1953... Selected to the Pro Bowl in 1952, 1954 and 1955... Nicknamed "Gluefingers"... Inducted into the Cleveland Browns Ring of Honor... Enshrined in the Hall of Fame in 1975.



MIKE MCCORMACK



NUMBER 74 **POSITION** Offensive Tackle **HEIGHT** 6-4 **WEIGHT** 246 **COLLEGE** Kansas
LIFE June 21, 1930 - November 15, 2013 **YEARS WITH BROWNS** 9 **YEARS IN NFL** 10

PRO BOWL SELECTIONS 5 (1957, 1958, 1961, 1962, 1963)

CAREER HIGHLIGHTS Helped the Browns to three NFL championship games, winning titles in 1954 and 1955... Helped pave the way for the Browns to lead the league in rushing yards in 1958 and 1959... Was widely considered to be equally adept as a run blocker and pass protector... Selected to five Pro Bowls (1957-58, 1961-63), all with the Browns... Was originally traded to the Browns while serving a two year stint in the U.S. Army from 1952-1953... Also played for the New York Yanks in 1951... Inducted into the Cleveland Browns Ring of Honor... Enshrined in the Hall of Fame in 1984.



BOBBY MITCHELL



NUMBER 49 **POSITION** Wide Receiver/Halfback **HEIGHT** 6-0 **WEIGHT** 192
COLLEGE Illinois **LIFE** June 6, 1935 - April 5, 2020 **YEARS WITH BROWNS** 4 **YEARS IN NFL** 11

PRO BOWL SELECTIONS 1 (1961)

CAREER HIGHLIGHTS Registered 2,297 rushing yards on 423 attempts with 38 rushing scores while playing in the same backfield as fellow Hall of Famer Jim Brown... Also amassed 1,462 receiving yards on 128 receptions, 607 yards on 54 punts returns and 1,150 yards on 62 kickoff returns while with the Browns... Selected to the 1961 Pro Bowl with the Browns... Led the NFL with 72 receptions in 1962... Also played for the Washington Redskins from 1962-68... Totaled 14,078 combined net yards, 91 touchdowns and caught 521 passes for his career... Inducted into the Cleveland Browns Ring of Honor... Enshrined in the Hall of Fame in 1983.



MARION MOTLEY



NUMBER 76/36 **POSITION** Fullback **HEIGHT** 6-1 **WEIGHT** 232
COLLEGE South Carolina State, Nevada **LIFE** June 5, 1920 - June 27, 1999
YEARS WITH BROWNS 8 **YEARS IN NFL** 5 **YEARS IN AAFC** 4

PRO BOWL SELECTIONS 1 (1951)

CAREER HIGHLIGHTS Helped the Browns to four consecutive AAFC championships from 1946-49 and to an NFL title in 1950... Career AAFC stats include 489 attempts for an AAFC all-time leading 3,024 yards with 31 touchdowns... Career NFL stats with the Browns include 337 attempts for 1,688 yards and eight touchdowns... Holds a Browns' single-game record with an 18.4-yard per carry average coming off 221 yards on 12 carries against the Pittsburgh Steelers on October 29, 1950... Led the NFL in rushing in 1950... Was selected All-NFL in 1950... Selected to the 1951 Pro Bowl... Also played for the Pittsburgh Steelers in 1955... Inducted into the Cleveland Browns Ring of Honor... Enshrined in The Hall of Fame in 1968.



OZZIE NEWSOME



NUMBER 82 **POSITION** Tight End **HEIGHT** 6-2 **WEIGHT** 232 **COLLEGE** Alabama
BIRTHDATE March 16, 1956 **YEARS WITH BROWNS** 13 **YEARS IN NFL** 13

PRO BOWL SELECTIONS 3 (1982, 1985, 1986)

CAREER HIGHLIGHTS First-round draft pick by the Browns in 1978... Recorded 662 career receptions for 7,980 yards and 47 touchdowns... Led the Browns in receptions and receiving yards from 1981-85... Caught a pass in 150 consecutive games... Did not miss a game, playing in 198 consecutive contests... Named All-Pro in 1979 and 1984... Selected to the Pro Bowl in 1982, 1985 and 1986... Was the NFL's all-time leader in receptions by a tight end and fourth among all receivers when he retired in 1990... Nicknamed "The Wizard of Oz"... Inducted into the Cleveland Browns Ring of Honor... Enshrined in the Hall of Fame in 1999.




MAC SPEEDIE



NUMBER 58/88 **POSITION** Wide Receiver **HEIGHT** 6-3 **WEIGHT** 203 **COLLEGE** Utah
LIFE January 12, 1920 - March 12 1993 **YEARS WITH BROWNS** 7 **YEARS IN NFL** 3
YEARS IN AAFC 4

PRO BOWL SELECTIONS 2 (1951, 1953)

CAREER HIGHLIGHTS While serving in the Army in World War II and playing football on base, Mac Speedie was recruited by Hall of Fame coach Paul Brown to play for his expansion Cleveland Browns in the AAFC... Went on to win five total championships (four in the AAFC, one in the NFL), make six All-Pro teams and lead his league in receptions four times and receiving yards twice... Speedie had a record-setting 99-yard touchdown in the 1947 season and established every major receiving record in the AAFC's four-year history... Finished his career with 349 catches, 5,602 yards and 33 touchdowns... Was a member of the 1940s All-Decade team and was honored as a Browns Legend in 2002, the second year of the program... Selected to be honored in the Pro Football Hall of Fame as part of its Centennial Class in 2020.



JOE THOMAS



NUMBER 73 **POSITION** Offensive Tackle **HEIGHT** 6-6 **WEIGHT** 312 **COLLEGE** Wisconsin
BIRTHDATE December 4, 1984 **YEARS WITH BROWNS** 11 **YEARS IN NFL** 11

PRO BOWL SELECTIONS 10 (2007, 2008, 2009, 2010, 2011, 2012, 2013, 2014, 2015, 2016)

CAREER HIGHLIGHTS Third-overall selection by the Browns in the 2010 NFL Draft... For 10,363 consecutive offensive snaps – spanning from his first NFL snap in 2007 to his last after suffering an injury during the 2017 season – His snap streak is believed to be the longest by any player in NFL history... In his 11-year career, he was voted to 10 Pro Bowls and is the only offensive lineman in league history to be named to 10 consecutive Pro Bowls to start a career... He also earned eight All-Pro honors, six of them as a first-team selection, and totaled them all even though the Browns shuffled through 20 different starting quarterbacks... The only offensive lineman unanimously selected to the 2010s All-Decade team and was honored as a Browns Legend in 2022... Enshrined in the Hall of Fame in 2023.



PAUL WARFIELD



NUMBER 42 **POSITION** Wide Receiver **HEIGHT** 6-0 **WEIGHT** 188 **COLLEGE** Ohio State
BIRTHDATE November 28, 1942 **YEARS WITH BROWNS** 8 **YEARS IN NFL** 13

PRO BOWL SELECTIONS 8 (1964, 1968, 1969, 1970, 1971, 1972, 1973, 1974)

CAREER HIGHLIGHTS Recorded 271 receptions for 5,210 yards and 52 touchdowns as a Brown... As a rookie, led the team in receiving yards and helped the club capture the 1964 NFL championship... Was named All-Pro six times (1964, 1968, 1969, 1971, 1972 and 1973)... Named to three Pro Bowls with Cleveland (1965, 1969 and 1970)... Also played for the Miami Dolphins from 1971-74, including the undefeated 1972 team... Caught 427 passes for 8,565 yards and 85 touchdowns in his career... Inducted into the Cleveland Browns Ring of Honor... Enshrined in the Hall of Fame in 1983.

BILL WILLIS



NUMBER 30/45/60 **POSITION** Middle Guard **HEIGHT** 6-2 **WEIGHT** 213 **COLLEGE** Ohio State
LIFE October 5, 1921 - November 27, 2007 **YEARS WITH BROWNS** 8 **YEARS IN NFL** 4
YEARS IN AAFC 4

PRO BOWL SELECTIONS 3 (1950, 1951, 1952)

CAREER HIGHLIGHTS All-American tackle at Ohio State before joining the Browns in 1946... Helped the Browns to four consecutive AAFC championships from 1946-49 and to an NFL title in 1950... Played both ways for the Browns but excelled as the middle guard (over the center) on defense... All-Pro selection all eight seasons he played (1946-1953)... Selected to three consecutive Pro Bowls from 1950-52... Broke pro football's color barrier a full year in advance of Jackie Robinson doing the same in Major League Baseball... Inducted into the Cleveland Browns Ring of Honor... Enshrined in the Hall of Fame in 1977.

NFL Most Valuable Player Award

<u>Player</u>	<u>Year</u>	<u>Pos.</u>	<u>Highlights</u>
Jim Brown	1957*	RB	Led the league with 942 rushing yards and added nine touchdowns as a rookie.
Jim Brown	1958*	RB	Rushed for an NFL-record 1,527 yards and added 17 touchdowns, while leading the Browns to a 9-3 record.
Jim Brown	1965	RB	Led the NFL with 1,544 rushing yards and added 21 total touchdowns.
Brian Sipe	1980	QB	Registered an NFL-best 91.4 passer rating and set Browns records with 30 touchdown passes and 4,132 yards.

*The award was called the NFL Most Outstanding Player Award from 1957-60

Associated Press Coach of the Year (established in 1967)

<u>Player</u>	<u>Year</u>	<u>Highlights</u>
Forrest Gregg	1976	Led the Browns to a 9-5 record following a 3-11 season the previous year.
Kevin Stefanski	2020	Led the Browns to an 11-5 record in first season as head coach.
Kevin Stefanski	2023	Led Browns to an 11-6 record and postseason appearance despite starting five quarterbacks.

Associated Press Defensive Player of the Year (established in 1971)

<u>Player</u>	<u>Year</u>	<u>Pos.</u>	<u>Highlights</u>
Myles Garrett	2023	DE	Led the Browns with 14 sacks and helped the Browns defense lead the league in several categories.

Associated Press Assistant Coach of the Year (established in 2014)

<u>Player</u>	<u>Year</u>	<u>Highlights</u>
Jim Schwartz	2023	The Browns led the NFL in total defense (allowing just 270.2 yards per game) and passing defense (allowing just 164.7 yards per game).

Associated Press Comeback Player of the Year (established in 1963)

<u>Player</u>	<u>Year</u>	<u>Pos.</u>	<u>Highlights</u>
Joe Flacco	2023	QB	Led the Browns to four consecutive wins in the month of December and helped the team clinch a playoff berth.

Associated Press Offensive Rookie of the Year (established in 1967)

<u>Player</u>	<u>Year</u>	<u>Pos.</u>	<u>Highlights</u>
Jim Brown	1957	RB	Led the league with 942 rushing yards and added nine touchdowns.

Associated Press Defensive Rookie of the Year (established in 1967)

<u>Player</u>	<u>Year</u>	<u>Pos.</u>	<u>Highlights</u>
Chip Banks	1982	LB	Led the Browns with 5.5 sacks, while adding one interception.

INDIVIDUAL RECORDS:

Most Touchdowns in a Single-Game

Player	Pos.	Total	Opp.	Date
Dub Jones	WR	6 (4 rush, 2 rec.)*	vs. Chicago	11/25/1951

* Tied with two other players

Most Seasons Leading the NFL in Field Goals

Player	Pos.	Total	Year(s)
Lou Groza	K	5	1950, 1952-54, 1957

Most Consecutive Seasons Leading the NFL in Field Goals

Player	Pos.	Total	Year(s)
Lou Groza	K	3	1952-54

Most Seasons Leading the NFL in Rushing Yards

Player	Pos.	Total	Year(s)
Jim Brown	RB	8	1957-61, 1963-65

Most Seasons Leading the NFL in Touchdowns

Player	Pos.	Total	Year(s)
Jim Brown	RB	5	1957-59, 1963, 1965

TEAM RECORDS:

Most Consecutive Games Scoring a Touchdown

Team	Total	Year(s)
Cleveland Browns	166	1957-69

NFL WEEKLY AND MONTHLY AWARD WINNERS

1984

TE Ozzie Newsome – AFC Offensive Player of the Week (Week 7)
 LB Clay Matthews – AFC Defensive Player of the Week (Week 12)

1985

RB Kevin Mack – AFC Offensive Player of the Week (Week 5)
 QB Bernie Kosar – AFC Offensive Player of the Week (Week 15)

1986

CB Hanford Dixon – AFC Defensive Player of the Week (Week 2)
 QB Bernie Kosar – AFC Offensive Player of the Week (Week 10)
 QB Bernie Kosar – AFC Offensive Player of the Week (Week 12)

1987

DB Felix Wright – AFC Defensive Player of the Week (Week 7)
 RB Earnest Byner – AFC Offensive Player of the Week (Week 9)
 CB Frank Minnifield – AFC Defensive Player of the Week (Week 11)
 QB Bernie Kosar – AFC Offensive Player of the Week (Week 14)

1988

LB Mike Johnson – AFC Defensive Player of the Week (Week 8)
 S Felix Wright – AFC Defensive Player of the Month (December)

1989

LB David Grayson – AFC Defensive Player of the Week (Week 1)
 LB Mike Johnson – AFC Defensive Player of the Month (September)
 WR Webster Slaughter – AFC Offensive Player of the Week (Week 8)
 WR Webster Slaughter – AFC Offensive Player of the Month (October)

1991

LB Clay Matthews – AFC Defensive Player of the Week (Week 9)

1992

RB Eric Metcalf – AFC Offensive Player of the Week (Week 3)
 LB Mike Johnson – AFC Defensive Player of the Month (October)
 QB Bernie Kosar – AFC Offensive Player of the Week (Week 14)

1993

PR Eric Metcalf – AFC Special Teams Player of the Week (Week 8)
 PR Eric Metcalf AFC Special Teams Player of the Month (October)
 QB Vinny Testaverde – AFC Offensive Player of the Week (Week 17)

1994

PR Eric Metcalf – AFC Special Teams Player of the Week (Week 1)
 P Tom Tupa – AFC Special Teams Player of the Week (Week 5)
 P Tom Tupa – AFC Special Teams Player of the Week (Week 7)
 LB Pepper Johnson – AFC Defensive Player of the Week (Week 8)
 PR Eric Metcalf – AFC Special Teams Player of the Week (Week 8)
 ST Bennie Thompson – AFC Special Teams Player of the Month (November)

S Eric Turner – AFC Defensive Player of the Week (Week 15)
 S Eric Turner – AFC Defensive Player of the Week (Week 17)
 S Eric Turner – AFC Defensive Player of the Month (December)

1995

QB Vinny Testaverde – AFC Offensive Player of the Month (September)
 K Matt Stover – AFC Special Teams Player of the Week (Week 8)
 WR Andre Rison – AFC Offensive Player of the Week (Week 17)

1999

QB Tim Couch – NFL Rookie of the Month (October)

2000

DE Keith McKenzie – AFC Defensive Player of the Week (Week 2)
 DE Courtney Brown – AFC Defensive Player of the Week (Week 3)

2001

K Phil Dawson – AFC Special Teams Player of the Week (Week 3)
 DB Anthony Henry – AFC Defensive Player of the Week (Week 10)

2002

QB Tim Couch – AFC Offensive Player of the Week (Week 3)
 WR Andre' Davis – AFC Special Teams Player of the Week (Week 7)
 WR Andre' Davis – Pepsi NFL Rookie of the Week (Week 8)
 RB William Green – Pepsi NFL Rookie of the Week (Week 12)
 RB William Green – Pepsi NFL Rookie of the Week (Week 14)
 RB William Green – Pepsi NFL Rookie of the Week (Week 17)
 LB Earl Holmes – AFC Defensive Player of the Week (Week 17)

2003

DE Courtney Brown – AFC Defensive Player of the Week (Week 5)

2004

DE Kenard Lang – AFC Defensive Player of the Week (Week 1)

2005

QB Trent Dilfer – AFC Offensive Player of the Week (Week 2)
 P Kyle Richardson – AFC Special Teams Player of the Week (Week 9)
 LB Andra Davis – AFC Defensive Player of the Week (Week 11)
 RB Reuben Droughns – FedEx Ground NFL Player of the Week (Week 12)
 QB Charlie Frye – Diet Pepsi NFL Rookie of the Week (Week 13)
 K Phil Dawson – AFC Special Teams Player of the Week (Week 15)
 QB Charlie Frye – Diet Pepsi NFL Rookie of the Week (Week 15)
 QB Charlie Frye – Diet Pepsi NFL Rookie of the Week (Week 17)

2006

KR Joshua Cribbs – AFC Special Teams Player of the Week (Week 4)
 S Sean Jones – AFC Defensive Player of the Week (Week 8)

2007

QB Derek Anderson – AFC Offensive Player of the Week (Week 2)
 RB Jamal Lewis – FedEx Ground Player of the Week (Week 2)
 QB Derek Anderson – FedEx Air Player of the Week (Week 2)
 KR Joshua Cribbs – AFC Special Teams Player of the Month (September)
 Head Coach Romeo Crennel – Motorola NFL Coach of the Week (Week 4)
 Head Coach Romeo Crennel – Motorola NFL Coach of the Week (Week 9)
 KR Joshua Cribbs – AFC Special Teams Player of the Month (November)
 LT Joe Thomas – NFL Offensive Rookie of the Month (November)

2008

DB Eric Wright – AFC Defensive Player of the Week (Week 6)
 Head Coach Romeo Crennel – Motorola NFL Coach of the Week (Week 6)
 DL Shaun Rogers – GMC Sierra Defensive Player of the Week (Week 8)

2009

P Dave Zastudil – AFC Special Teams Player of the Week (Week 5)
 WR Joshua Cribbs – AFC Special Teams Player of the Week (Week 10)
 WR Joshua Cribbs – AFC Special Teams Player of the Week (Week 15)
 RB Jerome Harrison – FedEx Ground Player of the Week (Week 15)
 WR Joshua Cribbs – AFC Special Teams Player of the Month (December/January)

2010

LB David Bowens – AFC Defensive Player of the Week (Week 7)
 RB Peyton Hillis – AFC Offensive Player of the Week (Week 9)
 RB Peyton Hillis – FedEx Ground Player of the Week (Week 9)
 RB Peyton Hillis – FedEx Ground Player of the Week (Week 12)
 P Reggie Hodges – AFC Special Teams Player of the Week (Week 13)
 DB Joe Haden – NFL Defensive Rookie of the Month (November)

2011

LB D'Qwell Jackson – AFC Defensive Player of the Month (September)
 WR Joshua Cribbs – AFC Special Teams Player of the Week (Week 2)

2012

RB Trent Richardson – Pepsi Max NFL Rookie of the Week (Week 2)
 LB D'Qwell Jackson – AFC Defensive Player of the Week (Week 12)
 WR Travis Benjamin – AFC Special Teams Player of the Week (Week 14)

2013

P Spencer Lanning – AFC Special Teams Player of the Week (Week 3)
 WR Travis Benjamin – AFC Special Teams Player of the Week (Week 5)
 QB Jason Campbell – AFC Offensive Player of the Week (Week 9)

2014

LB Tank Carder – AFC Special Teams Player of the Week (Week 5)

2015

WR Travis Benjamin – AFC Special Teams Player of the Week (Week 2)
 QB Josh McCown – AFC Offensive Player of the Week (Week 5)

2016

WR Corey Coleman – Pepsi NFL Rookie of the Week (Week 2)
 DL Jamie Meder – AFC Special Teams Player of the Week (Week 16)
 RB Isaiah Crowell – FedEx Ground NFL Player of the Week (Week 17)

2018

DB Denzel Ward – Pepsi NFL Rookie of the Week (Week 1)
 QB Baker Mayfield – Pepsi NFL Rookie of the Week (Week 3)
 RB Nick Chubb – Pepsi NFL Rookie of the Week (Week 4)
 DB Denzel Ward – Pepsi NFL Rookie of the Week (Week 5)
 DB Denzel Ward – AFC Special Teams Player of the Week (Week 5)
 QB Baker Mayfield – Pepsi NFL Rookie of the Week (Week 7)
 QB Baker Mayfield – Pepsi NFL Rookie of the Week (Week 9)
 RB Nick Chubb – Pepsi NFL Rookie of the Week (Week 10)
 RB Nick Chubb – FedEx Ground NFL Player of the Week (Week 10)
 QB Baker Mayfield – Pepsi NFL Rookie of the Week (Week 12)
 QB Baker Mayfield – NFL Offensive Rookie of the Month (November)
 QB Baker Mayfield – Pepsi NFL Rookie of the Week (Week 14)
 QB Baker Mayfield – Pepsi NFL Rookie of the Week (Week 16)
 QB Baker Mayfield – AFC Offensive Player of the Week (Week 16)
 QB Baker Mayfield – Pepsi NFL Rookie of the Week (Week 17)

2019

P Jamie Gillan – AFC Special Teams Player of the Week (Week 2)
 P Jamie Gillan – AFC Special Teams Player of the Month (September)
 RB Nick Chubb – AFC Offensive Player of the Week (Week 4)
 RB Nick Chubb – FedEx Ground NFL Player of the Week (Week 4)
 LB Joe Schobert – AFC Defensive Player of the Week (Week 12)

2020

DE Myles Garrett – AFC Defensive Player of the Week (Week 4)
 DE Myles Garrett – AFC Defensive Player of the Month (October)
 QB Baker Mayfield – AFC Offensive Player of the Week (Week 7)
 LT Jedrick Wills – Pepsi Max Rookie of the Week (Week 10)
 RB Nick Chubb – FedEx Ground NFL Player of the Week (Week 10)
 DE Olivier Vernon – AFC Defensive Player of the Week (Week 11)
 QB Baker Mayfield – FedEx Air Player of the Week (Week 13)

2021

DE Myles Garrett – AFC Defensive Player of the Week (Week 3)
 RB D'Ernest Johnson – FedEx Ground NFL Player of the Week (Week 7)
 RB Nick Chubb – FedEx Ground NFL Player of the Week (Week 9)

2022

K Cade York – AFC Special Teams Player of the Week (Week 1)
 WR Donovan Peoples-Jones – AFC Special Teams Player of the Week (Week 13)
 P Corey Bojorquez – AFC Special Teams Player of the Week (Week 17)

2023

K Dustin Hopkins – AFC Special Teams Player of the Week (Week 6)
 DE Myles Garrett – AFC Defensive Player of the Week (Week 7)
 K Dustin Hopkins – AFC Special Teams Player of the Week (Week 7)
 WR Amari Cooper – AFC Offensive Player of the Week (Week 16)
 QB Joe Flacco – FedEx Air NFL Player of the Week (Week 16)

ALL-LEAGUE SELECTIONS

1950 — Marion Motley (UP, AP), Mac Speedie (UP), Bill Willis (UP). 1951 — Tony Adamle (UP), Frank Gatski (UP, AP), Otto Graham (UP, AP), Lou Groza (UP), Dub Jones (UP, AP), Dante Lavelli (UP). 1952 — Len Ford (UP, AP), Frank Gatski (AP), Otto Graham (UP), Lou Groza (UP, AP), Mac Speedie (UP), Bill Willis (UP, AP). 1953 — Len Ford (UP, AP), Frank Gatski (UP, AP), Ken Gorgal (UP), Otto Graham (UP, AP), Lou Groza (UP, AP), Dante Lavelli (UP), Tommy Thompson (UP), Bill Willis (AP). 1954 — Len Ford (UP, AP, NEA), Abe Gibron (NEA), Otto Graham (UP, AP), Lou Groza (UP, AP, NEA), John Kessel (NEA). 1955 — Don Colo (UP, NEA), Len Ford (UP, NEA), Frank Gatski (UP, AP, NEA), Abe Gibron (UP, NEA), Otto Graham (UP, AP), Lou Groza (UP, AP, NEA), Don Paul (UP). 1956 — None. 1957 — Jim Brown (UP, AP, NEA), Don Colo (NEA), Lou Groza (UP) Mike McCormack (NEA). 1958 — Jim Brown (UPI, AP, NEA), Bob Gain (NEA). 1959 — Jim Brown (UPI, AP, NEA), Jim Ray Smith (UPI, AP, NEA).

1960 — Jim Brown (UPI, AP, NEA), Jim Ray Smith (UPI, AP, NEA). 1961 — Jim Brown (UPI, AP, NEA), Jim Ray Smith (UPI, AP, NEA). 1962 — Jim Ray Smith (NEA). 1963 — Jim Brown (UPI, AP, NEA), Dick Schafrath (AP). 1964 — Jim Brown (UPI, AP, NEA), Jim Houston (NEA), Dick Schafrath (AP, UPI), Paul Warfield (NEA). 1965 — Jim Brown (UPI, AP, NEA), Gary Collins (UPI), Jim Houston (UPI), Dick Schafrath (UPI, AP). 1966 — Gene Hickerson (NEA), Leroy Kelly (UPI, AP, NEA). 1967 — Gene Hickerson (AP, NEA, UPI), Leroy Kelly (AP, NEA, UPI). 1968 — Gene Hickerson (AP, NEA, UPI), Leroy Kelly (AP, NEA, UPI), Paul Warfield (NEA, UPI). 1969 — Gary Collins (AP, UPI), Gene Hickerson (AP, UPI), Leroy Kelly (NEA), Paul Warfield (NEA).

1970 — Gene Hickerson (UPI, PFWA). 1971 — Leroy Kelly (NEA). 1972 — Don Cockroft (NEA). 1973 — Clarence Scott (UPI). 1974 — None. 1975 — None. 1976 — Jerry Sherk (AP, NEA, PFWA). 1977 — None. 1978 — Thom Darden (NEA, PFWA). 1979 — Ozzie Newsome (PFWA).

1980 — Lyle Alzado (AP, UPI), Joe DeLamielleure (NEA, PFWA, UPI), Brian Sipe (AP, PFWA, NEA, UPI). 1981 — None. 1982 — None. 1983 — Chip Banks (AP, PFWA). 1984 — Clay Matthews (NEA), Ozzie Newsome (AP, NEA, PFWA). 1985 — None. 1986 — Chip Banks (UPI, AP), Hanford Dixon (AP, PFWA, NEA, UPI), Dan Fike (NEA), Bob Golic (AP, NEA), Frank Minnifield (UPI). 1987 — Hanford Dixon (AP, NEA, PFWA, UPI), Frank Minnifield (AP, NEA, PFWA, UPI), Bernie Kosar (UPI), Earnest Byner (UPI), Dan Fike (UPI), Carl Hairston (UPI), Cody Risien (UPI). 1988 — Hanford Dixon (AP), Frank Minnifield (AP, NEA, PFWA, UPI), Clay Matthews (UPI). 1989 — Mike Johnson (UPI), Frank Minnifield (AP, UPI), Clay Matthews (UPI), Michael Dean Perry (AP, UPI, PFWA), Webster Slaughter (AP, UPI).

1990 — Michael Dean Perry (AP, UPI, PFWA, NEA). 1991 — Michael Dean Perry (AP, USA, NEA). 1992 — None. 1993 — Eric Metcalf (AP, PFWA, UPI). 1994 — Rob Burnett (UPI) Pepper Johnson (UPI, USA), Tony Jones (AP), Michael Dean Perry (AP, UPI), Matt Stover (UPI), Eric Turner (AP, PFWA, UPI). 1995 — None. 1999 — None.

2000 — Chris Gardocki (AP Second Team). 2001 — Jamir Miller (AP, College and Pro Football Weekly, Football Digest, Pro Football Weekly, Sports Illustrated, Sporting News). 2002 — None. 2003 — None. 2004 — None. 2005 — None. 2006 — None. 2007 — Phil Dawson (AP Second Team), Joshua Cribbs (PFWA, Sporting News, AP 2nd Team), Braylon Edwards (Sporting News, AP Second Team), Joe Thomas (PFWA All-Rookie). 2008 — Joshua Cribbs (Sports Illustrated), Joe Thomas (AP 2nd Team). 2009 — Blake Costanzo (Sports Illustrated), Joshua Cribbs (AP 1st Team, PFWA, Sports Illustrated), Alex Mack (PFWA All-Rookie), Joe Thomas (AP 1st Team, PFWA, Sports Illustrated).

2010 — Joe Haden (PFWA All-Rookie), Alex Mack (Sports Illustrated), Joe Thomas (AP 1st Team, PFWA, Sporting News), T.J. Ward (PFWA All-Rookie, PFWA Rookie Special Teamer). 2011 — Jabaal Sheard (PFWA All-Rookie), Phil Taylor (PFWA All-Rookie), Joe Thomas (AP 1st Team, PFWA, Sports Illustrated). 2012 — Johnson Bademosi (PFWA Rookie Special Teamer), Phil Dawson (AP 2nd Team), Mitchell Schwartz (PFWA All-Rookie), Joe Thomas (AP 2nd Team), T.J. Ward (Sports Illustrated). 2013 — Jordan Cameron (PFWA All-AFC Team), Josh Gordon (AP 1st Team, PFWA All-NFL Team), Joe Haden (AP 2nd Team, PFWA All-AFC Team), Alex Mack (AP 2nd Team, PFWA All-AFC Team), Joe Thomas (AP 1st Team, PFWA All-NFL Team), T.J. Ward (AP 2nd team). 2014 — Joel Bitonio (PFWA All-AFC Team, PFWA All-Rookie Team), Joe Thomas (AP 1st Team, PFWA All-NFL Team). 2015 — Alex Mack (PFWA All-AFC Team), Joe Thomas (AP 1st Team, PFWA All-NFL Team). 2016 — Joe Thomas (PFWA All-NFL Team). 2018 — Joel Bitonio (AP 2nd Team), Myles Garrett (AP 2nd Team, PFWA All-AFC Team), Baker Mayfield (PFWA Rookie of the Year, PFWA All-Rookie Team), Denzel Ward (PFWA All-Rookie Team). 2019 — Joel Bitonio (AP 2nd Team), Nick Chubb (PFWA All-AFC Team), Jamie Gillan (PFWA All-Rookie Team), Austin Seibert (PFWA All-Rookie Team).

2020 — Jack Conklin (AP 1st Team, PFWA All-NFL Team), Myles Garrett (AP 1st Team, PFWA All-NFL Team), Joel Bitonio (AP 2nd Team, PFWA All-NFL Team), Wyatt Teller (AP 2nd Team), Jedrick Wills Jr. (PFWA All-Rookie Team). 2021 — Nick Chubb (PFWA All-NFL Team, PFWA All-AFC Team), Myles Garrett (AP 1st Team, PFWA All-NFL Team, PFWA All-AFC Team), Joel Bitonio (AP 1st Team, PFWA All-NFL Team, PFWA All-AFC Team), Wyatt Teller (AP 2nd Team), Demetric Felton (PFWA All-Rookie Team), CB Greg Newsome (PFWA All-Rookie Team), Jeremiah Owusu-Koramoah (PFWA All-Rookie Team). 2022 — Joel Bitonio (AP 1st Team, PFWA All-NFL Team, PFWA All-AFC Team), Nick Chubb (AP 2nd Team, PFWA All-NFL Team, PFWA All-AFC Team), Myles Garrett (AP 2nd Team, PFWA All-NFL Team, PFWA All-AFC Team). 2023 — Joel Bitonio (PFWA All-AFC Team), Myles Garrett (AP 1st Team, PFWA All-NFL Team, PFWA All-AFC Team), Dawand Jones (PFWA All-Rookie Team).

PRO BOWL SELECTIONS BY YEAR

1951 — FB Tony Adamle, QB Otto Graham, T Lou Groza, G Weldon Humble, FB Marion Motley, E (WR) Mac Speedie, G Bill Willis. 1952 — FB Tony Adamle, HB Ken Carpenter, DE Len Ford, T Lou Groza, QB Otto Graham, HB Dub Jones, E (WR) Dante Lavelli, G Bill Willis. 1953 — DE Len Ford, G Abe Gibron, E (WR) Horace Gillom, QB Otto Graham, T Lou Groza, HB Dub Jones, E (WR) Mac Speedie, G Bill Willis. 1954 — DE Len Ford, G Abe Gibron, QB Otto Graham, T Lou Groza, FB Harry Jagade, HB Tommy James, E (WR) Dante Lavelli, HB Ray Renfro. 1955 — T Don Colo, DE Len Ford, G Abe Gibron, QB Otto Graham, T Lou Groza, FB Harry Jagade, E (WR) Dante Lavelli. 1956 — E (WR) Darrel Brewster, T Don Colo, G Abe Gibron, T Lou Groza, HB Ken Konz, FB Fred Morrison. 1957 — E (WR) Darrel Brewster, C Frank Gatski, T Mike McCormack, LB Walt Michaels, S Don Paul. 1958 — FB Jim Brown*, DT Bob Gain, T Lou Groza, T Mike McCormack, LB Walt Michaels, S Don Paul, HB Ray Renfro. 1959 — FB Jim Brown, T Don Colo, DT Bob Gain, T Lou Groza, LB Walt Michaels, S Don Paul, G Jim Ray Smith.

1960 — FB Jim Brown, DE Bob Gain, T Lou Groza, C Art Hunter, LB Walt Michaels, G Jim Ray Smith. 1961 — FB Jim Brown, T Mike McCormack, HB Bobby Mitchell, DB Bernie Parrish, QB Milt Plum, HB Ray Renfro, G Jim Ray Smith. 1962 — FB Jim Brown, DT Bob Gain, T Mike McCormack, C John Morrow, QB Milt Plum, G Jim Ray Smith. 1963 — FB Jim Brown, LB Galen Fiss, DT Bob Gain, DE Bill Glass, T Mike McCormack, G Jim Ray Smith. 1964 — FB Jim Brown, LB Galen Fiss, DE Bill Glass, C John Morrow, DB Bernie Parrish, T Dick Schafrath. 1965 — FB Jim Brown, DE Bill Glass, LB Jim Houston, DT Dick Modzelewski, QB Frank Ryan, T Dick Schafrath, WR Paul Warfield*. 1966 — FB Jim Brown, FL (WR) Gary Collins, G Gene Hickerson, LB Jim Houston, QB Frank Ryan, T Dick Schafrath, DE Paul Wiggins, G John Wooten. 1967 — LB Johnny Brewer, FL (WR) Gary Collins, FB Ernie Green, G Gene Hickerson, HB Leroy Kelly, QB Frank Ryan, T Dick Schafrath, G John Wooten. 1968 — DE Bill Glass, FB Ernie Green, G Gene Hickerson, DT Walter Johnson, HB Leroy Kelly, T Dick Schafrath, DE Paul Wiggins. 1969 — DB Erich Barnes, G Gene Hickerson, DT Walter Johnson, DB Ernie Kellermann, HB Leroy Kelly, TE Milt Morin, T Dick Schafrath, WR Paul Warfield.

1970 — DE Jack Gregory, G Gene Hickerson, C Fred Hoaglin, LB Jim Houston, DT Walter Johnson, HB Leroy Kelly, QB Bill Nelsen, WR Paul Warfield. 1971 — G Gene Hickerson, LB Jim Houston, HB Leroy Kelly. 1972 — HB Leroy Kelly, TE Milt Morin. 1973 — CB Ben Davis. 1974 — KR Greg Pruitt*, CB Clarence Scott, DT Jerry Sherk. 1975 — RB Greg Pruitt, DT Jerry Sherk. 1976 — DT Jerry Sherk. 1977 — RB Greg Pruitt, DT Jerry Sherk. 1978 — RB Greg Pruitt. 1979 — S Thom Darden.

1980 — C Tom DeLeone, RB Mike Pruitt. 1981 — G Joe DeLamielleure, C Tom DeLeone, T Doug Dieken, RB Mike Pruitt, QB Brian Sipe. 1982 — TE Ozzie Newsome. 1983 — LB Chip Banks*. 1984 — LB Chip Banks. 1985 — TE Ozzie Newsome. 1986 — LB Chip Banks, NT Bob Golic, RB Kevin Mack, LB Clay Matthews, TE Ozzie Newsome. 1987 — LB Chip Banks, CB Hanford Dixon, NT Bob Golic, CB Frank Minnifield, T Cody Risien. 1988 — CB Hanford Dixon, NT Bob Golic, QB Bernie Kosar, RB Kevin Mack, LB Clay Matthews, KR Gerald McNeil, CB Frank Minnifield, T Cody Risien. 1989 — CB Hanford Dixon, LB Clay Matthews, CB Frank Minnifield.

1990 — LB Mike Johnson, LB Clay Matthews, CB Frank Minnifield, NT Michael Dean Perry, WR Webster Slaughter. 1991 — LB Mike Johnson, NT Michael Dean Perry. 1992 — NT Michael Dean Perry. 1993 — None. 1994 — KR Eric Metcalf, NT Michael Dean Perry. 1995 — DE Rob Burnett, FB Leroy Hoard, LB Pepper Johnson, KR Eric Metcalf, NT Michael Dean Perry, S Eric Turner. 1996 — None.

2000 — None. 2001 — None. 2002 — LB Jamir Miller. 2003 — None. 2004 — None. 2005 — None. 2006 — None. 2007 — None. 2008 — QB Derek Anderson, KR Joshua Cribbs, WR Braylon Edwards, LS Ryan Pontbriand, T Joe Thomas*, TE Kellen Winslow. 2009 — LS Ryan Pontbriand, DT Shaun Rogers, T Joe Thomas.

2010 — KR Joshua Cribbs, T Joe Thomas. 2011 — C Alex Mack, T Joe Thomas. 2012 — T Joe Thomas. 2013 — KR Joshua Cribbs, K Phil Dawson, T Joe Thomas. 2014 — TE Jordan Cameron, WR Josh Gordon, CB Joe Haden, C Alex Mack, T Joe Thomas, S T.J. Ward. 2015 — S Tashaun Gipson, CB Joe Haden, T Joe Thomas, S Donte Whitner. 2016 — TE Gary Barnidge, C Alex Mack, T Joe Thomas. 2017 — T Joe Thomas. 2018 — LB Joe Schobert. 2019 — G Joel Bitonio, DE Myles Garrett, WR Jarvis Landry, CB Denzel Ward*.

2020 — G Joel Bitonio, RB Nick Chubb, WR Jarvis Landry. 2021 — G Joel Bitonio, RB Nick Chubb, DE Myles Garrett. 2022 — G Joel Bitonio, RB Nick Chubb, DE Myles Garrett, G Wyatt Teller, CB Denzel Ward. 2023 — G Joel Bitonio, RB Nick Chubb, DE Myles Garrett, G Wyatt Teller. 2024 — G Joel Bitonio, WR Amari Cooper, DE Myles Garrett, TE David Njoku, LB Jeremiah Owusu-Koramoah, G Wyatt Teller and CB Denzel Ward.

(Year indicates the year in which Pro Bowl game was played.) *denotes rookie

PRO BOWL SELECTIONS BY PLAYER

Player (Pos.)	Total (Years)
Adamle, Tony (FB)	2 (1951, 1952)
Anderson, Derek (QB)	1 (2008)
Banks, Chip (LB)	4 (1983, 1984, 1986, 1987)
Barnes, Erich (DB)	1 (1969)
Barnidge, Gary (TE)	1 (2016)
Bitonio, Joel (G)	6 (2019-24)
Brewer, Johnny (LB)	1 (1967)
Brewster, Darrel (E/WR)	2 (1956, 1957)
Brown, Jim (FB)	9 (1958-66)
Burnett, Rob (DE)	1 (1995)
Cameron, Jordan (TE)	1 (2014)
Carpenter, Ken (HB)	1 (1952)
Chubb, Nick (RB)	4 (2020-23)
Collins, Gary (FL/WR)	2 (1966, 1967)
Colo, Don (T)	3 (1955, 1956, 1959)
Cooper, Amari (WR)	1 (2024)
Cribbs, Joshua (KR)	3 (2008, 2010, 2013)
Darden, Thom (S)	1 (1979)
Davis, Ben (CB)	1 (1973)
Dawson, Phil (K)	1 (2013)
DeLamielleure, Joe (G)	1 (1981)
DeLeone, Tom (C)	2 (1980, 1981)
Dieken, Doug (T)	1 (1981)
Dixon, Hanford (CB)	3 (1987, 1988, 1989)
Edwards, Braylon (WR)	1 (2008)
Fiss, Galen (LB)	2 (1963, 1964)
Ford, Len (DE)	4 (1952, 1953, 1954, 1955)
Gain, Bob (DT/DE)	5 (1958, 1959, 1960, 1962, 1963)
Garrett, Myles (DE)	5 (2019, 2021-24)
Gatski, Frank (C)	1 (1957)
Gibron, Abe (G)	4 (1953, 1954, 1955, 1956)
Gillom, Horace (E/WR)	1 (1953)
Gipson, Tashaun (S)	1 (2015)
Glass, Bill (DE)	4 (1963, 1964, 1965, 1968)
Golic, Bob (NT)	3 (1986, 1987, 1988)
Gordon, Josh (WR)	1 (2014)
Graham, Otto (QB)	5 (1951, 1952, 1953, 1954, 1955)
Green, Ernie (FB)	2 (1967, 1968)
Gregory, Jack (DE)	1 (1970)
Groza, Lou (T)	9 (1951-56, 1958-60)
Haden, Joe (CB)	2 (2014, 2015)
Hickerson, Gene (G)	6 (1966, 1967, 1968, 1969, 1970, 1971)
Hoaglin, Fred (C)	1 (1970)
Hoard, Leroy (FB)	1 (1995)
Houston, Jim (LB)	4 (1965, 1966, 1970, 1971)
Humble, Weldon (G)	1 (1951)
Hunter, Art (C)	1 (1960)
Jagade, Harry (FB)	2 (1954, 1955)
James, Tommy (HB)	1 (1954)
Johnson, Mike (LB)	2 (1990, 1991)
Johnson, Pepper (LB)	1 (1995)
Johnson, Walter (DT)	3 (1968, 1969, 1970)
Jones, Dub (HB)	2 (1952, 1953)
Kellermann, Ernie (DB)	1 (1969)

Kelly, Leroy (HB)	6 (1967, 1968, 1969, 1970, 1971, 1972)
Konz, Ken (HB)	1 (1956)
Kosar, Bernie (QB)	1 (1988)
Landry, Jarvis (WR)	2 (2019, 2020)
Lavelli, Dante (E/WR)	3 (1952, 1954, 1955)
Mack, Alex (C)	3 (2011, 2014, 2016)
Mack, Kevin (RB)	2 (1986, 1988)
Matthews, Clay (LB)	4 (1986, 1988, 1989, 1990)
McCormack, Mike (T)	5 (1957, 1958, 1961, 1962, 1963)
McNeil, Gerald (KR)	1 (1988)
Metcalf, Eric (KR)	2 (1994, 1995)
Michaels, Walt (LB)	4 (1957, 1958, 1959, 1960)
Miller, Jamir (LB)	1 (2002)
Minnifield, Frank (CB)	4 (1987, 1988, 1989, 1990)
Mitchell, Bobby (HB)	1 (1961)
Modzelewski, Dick (DT)	1 (1965)
Morin, Milt (TE)	2 (1969, 1972)
Morrison, Fred (FB)	1 (1956)
Morrow, John (C)	2 (1962, 1964)
Motley, Marion (FB)	1 (1951)
Nelsen, Bill (QB)	1 (1970)
Newsome, Ozzie (TE)	3 (1982, 1985, 1986)
Njoku, David (TE)	1 (2024)
Owusu-Koramoah, Jeremiah (LB)	1 (2024)
Parrish, Bernie (DB)	2 (1961, 1964)
Paul, Don (S)	3 (1957, 1958, 1959)
Perry, Michael Dean (NT)	5 (1990, 1991, 1992, 1994, 1995)
Plum, Milt (QB)	2 (1961, 1962)
Pontbriand, Ryan (LS)	2 (2008, 2009)
Pruitt, Greg (KR-RB)	4 (1974, 1975, 1977, 1978)
Pruitt, Mike (RB)	2 (1980, 1981)
Renfro, Ray (HB)	3 (1954, 1958, 1961)
Risien, Cody (T)	2 (1987, 1988)
Rogers, Shaun (DT)	1 (2009)
Ryan, Frank (QB)	3 (1965, 1966, 1967)
Schafrath, Dick (T)	6 (1964, 1965, 1966, 1967, 1968, 1969)
Schobert, Joe (LB)	1 (2018)
Scott, Clarence (CB)	1 (1974)
Sherk, Jerry (DT)	4 (1974, 1975, 1976, 1977)
Sipe, Brian (QB)	1 (1981)
Slaughter, Webster (WR)	1 (1990)
Smith, Jim Ray (G)	5 (1959, 1960, 1961, 1962, 1963)
Speedie, Mac (E/WR)	2 (1951, 1953)
Teller, Wyatt (G)	3 (2022-24)
Thomas, Joe (T)	10 (2008-17)
Turner, Eric (S)	1 (1995)
Ward, Denzel (CB)	3 (2019, 2022, 2024)
Ward, T.J. (S)	1 (2014)
Warfield, Paul (WR)	3 (1965, 1969, 1970)
Whitner, Donte (S)	1 (2015)
Wiggin, Paul (DE)	2 (1966, 1968)
Willis, Bill (G)	3 (1951, 1952, 1953)
Winslow, Kellen (TE)	1 (2008)
Wooten, John (G)	2 (1966, 1967)

COMMUNITY

STAFF

PLAYERS

2023 SEASON

HISTORY

RECORDS

GAME DAY

ED BLOCK COURAGE AWARD

An annual recognition to the athlete who exemplifies the qualities of courage, compassion, commitment and community service, named after Ed Block, the former head athletic trainer of the Baltimore Colts.

- 1984 WR Willis Adams
- 1985 DE Carl Hairston
- 1986 TE Ozzie Newsome
- 1987 RB Earnest Byner
- 1988 LB Eddie Johnson
- 1989 T Cody Risien
- 1990 RB Kevin Mack
- 1991 CB Mark Harper
- 1992 WR Lawyer Tillman
- 1993 WR Patrick Rowe
- 1994 LB Carl Banks
- 1995 DB Bennie Thompson
- 1999 DE Derrick Alexander
- 2000 LB Jamir Miller
- 2001 OG Jeremy McKinney
- 2002 TE Mark Campbell
- 2003 DL Courtney Brown
- 2004 RB Lee Suggs
- 2005 LB Kenard Lang
- 2006 K Phil Dawson
- 2007 DB Gary Baxter
- 2008 WR Joe Jurevicius
- 2009 WR Mike Furrey
- 2010 LB Eric Barton
- 2011 LB D'Qwell Jackson
- 2012 P Reggie Hodges
- 2013 DB T.J. Ward
- 2014 DL Desmond Bryant
- 2015 OL Alex Mack
- 2016 DB Joe Haden
- 2017 OL Kevin Zeitler
- 2018 DB Terrance Mitchell
- 2019 DB Justin Burris
- 2020 RB Nick Chubb
- 2021 S Grant Delpit
- 2022 T Jack Conklin
- 2023 LB Anthony Walker Jr.

ART ROONEY SPORTSMANSHIP AWARD

An annual honor started in 2014 for players who exemplify outstanding sportsmanship on the field. The award was created in honor of the late Art Rooney, Sr.

- 2014 DB Joe Haden
- 2015 QB Josh McCown
- 2016 OL Joe Thomas
- 2017 OL Joe Thomas*
- 2018 OL Joel Bitonio
- 2019 RB Nick Chubb
- 2020 RB Nick Chubb
- 2021 RB Nick Chubb
- 2022 RB Nick Chubb*
- 2023 G Joel Bitonio

*Denotes NFL Finalist

MAURICE BASSETT AWARD

Named in 1985 in honor of RB Maurice Bassett, who played for the Browns from 1954-56, and given to the Browns' most outstanding rookie in training camp as voted by the media.

- 1985 DT David Morrill
- 1986 DE Ralph Malone
- 1987 FB Tim Manoa
- 1988 DB Brian Washington
- 1989 DE Andrew Stewart

- 1990 DE Rob Burnett
- 1991 WR Michael Jackson
- 1992 RB Tommy Vardell
- 1993 C Steve Everett
- 1994 DB Antonio Langham
- 1995 QB Eric Zeier
- 2001 DB Anthony Henry
- 2002 LB Kevin Bentley
- 2003 WR C.J. Jones
- 2004 QB Luke McCown
- 2005 QB Charlie Frye
- 2006 RB Jerome Harrison
- 2007 DB Eric Wright
- 2008 LB Alex Hall
- 2009 RB James Davis
- 2010 DB T.J. Ward
- 2011 WR Greg Little
- 2012 QB Brandon Weeden
- 2013 LB Barkevious Mingo
- 2014 LB Christian Kirksey
- 2015 DL Danny Shelton
- 2016 DL Carl Nassib
- 2017 DLMyles Garrett
- 2018 QB Baker Mayfield
- 2019 LB Mack Wilson
- 2020 TE Harrison Bryant
- 2021 CB Greg Newsome
- 2022 K Cade York
- 2023 QB Dorian Thompson-Robinson

WALTER PAYTON MAN OF THE YEAR AWARD

Named in 1999 after Walter Payton, this honor recognizes a player's off-the-field community service as well as his playing excellence.

- 1999 OG Jim Pyne
- 2000 LB Jamir Miller
- 2001 LB Wali Rainer
- 2002 RB Jamel White
- 2003 QB Kelly Holcomb
- 2004 DE Kenard Lang
- 2005 QB Trent Dilfer
- 2006 QB Charlie Frye
- 2007 WR Braylon Edwards
- 2008 K Phil Dawson
- 2009 WR Mike Furrey*
- 2010 OL Joe Thomas
- 2011 WR Joshua Cribbs
- 2012 OL Joe Thomas*
- 2013 LB Jabaal Sheard
- 2014 LB Craig Robertson
- 2015 TE Gary Barnidge
- 2016 OL Joe Thomas
- 2017 TE Randall Telfer
- 2018 LB Christian Kirksey
- 2019 WR Jarvis Landry
- 2020 DE Myles Garrett
- 2021 CB Denzel Ward
- 2022 G Joel Bitonio
- 2023 LB Anthony Walker Jr.

*Denotes NFL Finalist

SALUTE TO SERVICE AWARD

An annual honor started in 2013 for coaches, active and retired players, and team executives and personnel who best demonstrate support for the military community.

- 2013 LB D'Qwell Jackson
- 2014 OL Alex Mack

- 2015 OL Alex Mack
- 2016 OL Joe Thomas
- 2017 OL Joe Thomas
- 2018 OL Joe Thomas
- 2019 GM John Dorsey
- 2020 FB Andy Janovich
- 2021 QB Baker Mayfield
- 2022 G Wyatt Teller
- 2023 Joy Tapajcik (Football Ops Process Manager)

PRO FOOTBALL WRITERS OF AMERICA DINO LUCARELLI "GOOD GUY" AWARD

Given annually to the player to reward him for his cooperation with the media and for the way a player carries himself in the community and with his teammates.

- 2001 QB Tim Couch
- 2002 DB Corey Fuller
- 2003 OL Shaun O'Hara
- 2004 DB Daylon McCutcheon
- 2005 C Jeff Faine
- 2006 DB Brian Russell
- 2007 K Phil Dawson
- 2008 DB Brandon McDonald
- 2009 LB David Bowens
- 2010 OL Joe Thomas
- 2011 DB Mike Adams
- 2012 LB D'Qwell Jackson
- 2013 OL Joe Thomas
- 2014 QB Brian Hoyer
- 2015 QB Josh McCown
- 2016 LB Christian Kirksey
- 2017 OL Joel Bitonio
- 2018 OL Joel Bitonio
- 2019 DL Sheldon Richardson
- 2020 DL Larry Ogunjobi
- 2021 G Joel Bitonio/DE Myles Garrett
- 2022 QB Jacoby Brissett
- 2023 G Joel Bitonio

PRO FOOTBALL WRITERS OF AMERICA JOE THOMAS AWARD - PLAYER OF THE YEAR

Given annually to the team's MVP as voted on by the local PFWA. The award was re-named in 2018 after perennial Pro Bowler Joe Thomas.

- 2001 LB Jamir Miller
- 2002 RB William Green
- 2003 LB Andra Davis
- 2004 SS Robert Griffith
- 2005 RB Reuben Droughns
- 2006 LB Kamerion Wimbley
- 2007 QB Derek Anderson
- 2008 DL Shaun Rogers
- 2009 WR Joshua Cribbs
- 2010 RB Peyton Hillis
- 2011 LB D'Qwell Jackson
- 2012 K Phil Dawson
- 2013 WR Josh Gordon
- 2014 OL Joe Thomas
- 2015 TE Gary Barnidge
- 2016 OL Joe Thomas
- 2017 RB Duke Johnson Jr.
- 2018 QB Baker Mayfield
- 2019 RB Nick Chubb
- 2020 DE Myles Garrett
- 2021 DE Myles Garrett
- 2022 G Joel Bitonio
- 2023 DE Myles Garrett

ALL-TIME ROSTER

A

Abdullah, Hamza (DB) Washington State	#2008
Abdullah, Rahim (LB) Clemson.....	1999-00
Abdul-Jabbar, Karim (RB) UCLA	1999
Abrams, Bobby (LB) Michigan.....	1992
Acho, Emmanuel (LB) Texas	#2012
Adamle, Tony (LB) Ohio State.....	1947-51, 1954
Adams, Chet (T) Ohio University.....	1946-48
Adams, Keith (LB) Clemson.....	2007
Adams, Matthew (LB) Houston	2023
Adams, Mike (DB) Delaware	2007-11
Adams, Pete (G) Southern California	1974, 1976
Adams, Stefon (DB) Auburn.....	1990
Adams, Titus (DL) Nebraska.....	#2009, 2010
Adams, Vashone (DB) Eastern Michigan	1995
Adams, Willis (WR) Houston.....	1979-85
Agase, Alex (G) Illinois.....	1948-51
Agnew, Ray (FB) Southern Illinois	2014
Aiken, Sam (WR) North Carolina	2010
Akins, Al (RB) Washington State	1946
Akins, Chris (DB) Arkansas Pine-Bluff.....	2001-02
Akins, Jordan (TE) Central Florida.....	2023
Aldridge, Allen (DE) Prairie View	1974
Alexander, Eric (LB) Louisiana State.....	2010
Alexander, Derrick (WR) Michigan.....	1994-95
Alexander, Derrick (DL) Florida State	1999
Alexander, Dominique (LB) Oklahoma	2016-17
Alford, Mario (WR) West Virginia	2016
Ali, Charles (FB) Arkansas Pine-Bluff.....	2007-08
Allen, Brian (CB) Utah.....	#2021
Allen, Dakota (LB) Texas Tech.....	2022
Allen, Ermal (QB) Kentucky.....	1947
Allen, Greg (RB) Florida State.....	1985
Allen, Jake (WR) Mississippi College.....	2009
Alston, Richard (WR) East Carolina.....	2004
Alzado, Lyle (DE) Yankton.....	1979-81
Ambrose, Dick (LB) Virginia	1975-83, #1984
Amstutz, Joe (C) Indiana	1957
Anderson, Derek (QB) Oregon State	#2005, 2006-09
Anderson, Preston (DB) Rice.....	1974
Anderson, Stuart (LB) Virginia.....	1984
Andrews, Billy (LB) Southeastern Louisiana	1967-74
Andruzzi, Joe (OL) South Connecticut State.....	2005-06
Anko, Eli (DT) UCLA	2019
Armstrong, Ray-Ray (LB) Miami (Fla.).....	2018
Armstrong, Quincy (C) North Texas	1954
Arvie, Herman (OL) Grambling.....	1993-95
Askin, John (G) Notre Dame.....	*1987
Athas, Pete (DB) Tennessee	1975
Atkins, Doug (DE) Tennessee.....	1953-54
Atkinson III, George (RB) Notre Dame.....	2016
Aubrey, Josh (DB) Stephen F. Austin	2013
Austin, Miles (WR) Monmouth	2014
Avery, Genard (LB) Memphis.....	2018-19

B

Baab, Mike (C) Texas	1982-87, 1990-91
Bademosi, Johnson (DB) Stanford	2012-15
Babich, Bob (LB) Miami (Ohio).....	1973-78
Bahr, Matt (K) Penn State	1981-89
Bailey, Alvin (OL) Arkansas	2016

Baker, Al (DE) Colorado State	1987, 1989-90
Baker, Sam (P-K) Oregon State	1960-61
Baker, Edwin (RB) Michigan State.....	2013
Baker, Tony (RB) East Carolina.....	1986, 1988
Baldwin, Daylen (WR) Michigan	2022, #2023
Baldwin, Keith (DE) Texas A&M	1982-85
Baldwin, Randy (RB) Mississippi.....	#1991-94
Ball, Jerry (DT) Southern Methodist.....	1993, 1999
Bandison, Romeo (DL) Oregon	#1994-95
Banker, Ted (G) Southeast Mississippi State	1989
Banks, Carl (LB) Michigan State	1994-95
Banks, Chip (LB) Southern California.....	1982-86
Banks, Fred (WR) Liberty	1985
Banks, Robert (DE) Notre Dame	1989-90
Banner, Zach (OL) Southern California.....	2017
Barclay, Chris (RB) Wake Forest	#2006
Barisich, Carl (DT) Princeton.....	1973-75
Barker, Chris (OL) Nevada	#2017
Barker, Roy (DE) North Carolina	1999
Barnes, Erich (DB) Purdue	1965-71
Barnes, Rashidi (DB) Colorado	2000
Barnett, Harlon (S) Michigan State.....	1990-92
Barnett, Vincent (S) Arkansas State.....	*1987
Barney, Eppie (WR) Iowa State.....	1967-68
Barnidge, Gary (TE) Louisville	2013-16
Bartel, Richard (QB) Tarleton State	#2008
Barton, Eric (LB) Maryland.....	2009-10
Bassett, Maurice (RB) Langston.....	1954-56
Bates, Michael (WR/KR) Arizona	1995
Bates, Phil (WR) Ohio University.....	#2014
Battle, Jim (DE) Southern University.....	1966
Baugh, Tom (C) Southern Illinois	1989
Bavaro, Mark (TE) Notre Dame.....	1992
Baxter, Gary (DB) Baylor	2005-06, #2007
Beach, Walter (DB) Central Michigan	1963-66
Beamon, Autry (DB) East Texas State	1980-81
Beasley, Chad (OT) Virginia Tech.....	2002-2003
Beauford, Clayton (WR) Auburn	*1987
Beckham Jr., Odell (WR) Louisiana State.....	2019-21
Bedell, Brad (OL) Colorado	2000-01
Bedosky, Mike (OL) Missouri	#1994
Belk, Rocky (WR) Miami (Fla.)	1983
Bell, Beau (LB) UNLV	2008
Bell, D'Anthony (S) West Florida	2022-23
Bell, David (WR) Purdue	2022-23
Bell, Mike (RB) Arizona.....	2010
Bell, Terry (WR) Indiana State	*1987
Bello, B.J. (LB) Illinois State	2017
Benard, Marcus (LB) Jackson State	2009-11, #2012
Benjamin, Travis (WR) Miami (Fla.).....	2012-15
Bentley, Kevin (LB) Northwestern	2002-2004
Bentley, LeCharles (OL) Ohio State	#2006, #2007
Benton, Elijah (S) Liberty	2020
Benz, Larry (DB) Northwestern.....	1963-65
Bernstein, Alex (OL) Amherst.....	#1999
Berry, Aaron (DB) Pittsburgh	2014
Berry, Latin (DB) Oregon.....	1991-92
Bess, Davone (WR) Hawaii	2013
Best, Greg (S) Kansas State.....	1984
Bettridge, Ed (LB) Bowling Green	1964

COMMUNITY

STAFF

PLAYERS

2023 SEASON

HISTORY

RECORDS

GAME DAY

Beutler, Tom (LB) Toledo	1970
Bibbs, E.J. (TE) Iowa State	2015
Biedermann, Leo (T) California	1978
Billings, Andrew (DT) Baylor	@2020-21
Bishop, Harold (TE) Louisiana State	1995
Bitonio, Joel (OL) Nevada	2014-23
Black, James (RB) Akron	1984
Blandin, Ernie (T) Tulane	1946-47
Blaylock, Anthony (DB) Winston-Salem State	1988-91
Bloch, Ray (T) Ohio University	#1981
Bobo, Orlando (G) Northeast Louisiana	1999
Bockwoldt, Colby (LB) Brigham Young	2007
Bodden, Leigh (DB) Duquesne	2003-07
Boddy-Calhoun, Breian (DB) Minnesota	2016-18
Boedeker, Bill (RB) No College	1947-49
Bogotay, Brandon (K) Georgia	#2013
Bojorquez, Corey (P) New Mexico	2022-23
Bolden, Leroy (RB) Michigan State	1958-59
Bolden, Rickey (T) Southern Methodist	1984-89
Bolton, Ron (DB) Norfolk State	1976-82
Bolzan, Scott (T) Northern Illinois	#1985
Booth, Issac (DB) California	1994-95
Booty, Josh (QB) Louisiana State	#2001-03
Borton, John (QB) Ohio State	1957
Bosley, Keith (OT) Eastern Kentucky	*1987
Bostic, Keith (DB) Michigan	1990
Bowe, Dwayne (WR) Louisiana State	2015
Bowens, David (LB) Western Illinois	2009-10
Bowers, R.J. (FB) Grove City (Pa.)	2002-03
Bowie, Michael (OL) Northeastern State	#2014, #2015
Boyer, Brant (LB) Arizona	2001-03
Bradley, Harold (G) Iowa	1954-56
Bradley, Henry (DT) Alcorn State	1979-82
Bradley, Ja'Marcus (WR) Louisiana-Lafayette	2020-21
Brady, Donny (DB) Wisconsin	1995
Braggs, Stephen (DB) Texas	1987-91
Brandon, David (LB) Memphis State	*1991-93
Brannon, Robert (DE) Arkansas	*1987
Brantley, Caleb (DL) Florida	2017
Braziel, Larry (CB) Southern California	1982-85
Brennan, Brian (WR) Boston College	1984-91
Brewer, Johnny (TE-LB) Mississippi	1961-67
Brewster, Darrel (WR) Purdue	1952-58
Briggs, Bob (DE) Heidelberg	1971-73
Brinkman, Charles (WR) Louisville	1972
Brissett, Jacoby (QB) North Carolina State	2022
Britt, Kenny (WR) Rutgers	2017
Brohm, Jeff (QB) Louisville	#2000
Bronson, Josiah (DT) Washington	2021
Brooks, Clifford (DB) Tennessee State	1972-74
Brooks, James (RB) Auburn	1992
Brown, Bobby (WR) Notre Dame	2000
Brown, Courtney (DE) Penn State	2000-04
Brown, Dean (DB) Fort Valley State	1969
Brown, Dee (RB) Syracuse	2004
Brown, Eddie (DB) Tennessee	1974-75
Brown, Evan (C) Southern Methodist	2020
Brown, James (OL) Virginia State	2000
Brown, Jim (RB) Syracuse	1957-65
Brown, John (T) Syracuse	1962-66

Brown, Ken (RB) No College	1970-75
Brown, Lomas (T) Florida	1999
Brown, Mike (DB) Miami (Ohio)	2022
Brown, Orlando (T) South Carolina State	1994-95, 1999
Brown, Pharaoh (TE) Oregon	2018-19, 2022
Brown, Preston (KR) Vanderbilt	1984
Brown, Ralph (DB) Nebraska	2006
Brown, Richard (LB) San Diego State	1991-92
Brown, Sheldon (DB) South Carolina	2010-12
Brown, Stan (WR) Purdue	1971
Brown, Terry (DB) Oklahoma State	1976
Brown, Thomas (RB) Georgia	#2009
Brown, Thomas (DE) Baylor	1981, 1983
Brown, Titus (LB) Mississippi State	2008-11
Bryan, Taven (DT) Florida	2022
Bryant, Antonio (WR) Pittsburgh	2004-05
Bryant, Armonty (DL) East Central (Okla.)	2013-15, #2016
Bryant, Brandin (DT) Florida Atlantic	2019
Bryant, Desmond (DL) Harvard	2013-15, #2016
Bryant, Harrison (TE) Florida Atlantic	2020-23
Buben, Mark (DT) Tufts	1982
Buchanan, Charles (DE) Tennessee State	1988
Buczowski, Bob (DL) Pittsburgh	1990
Buehler, George (G) Stanford	1978-79
Bumgardner, Rex (RB) West Virginia	1950-52
Bundra, Mike (DT) Southern California	1964
Bundren, Jim (C) Clemson	1999-00
Burgess Jr., James (LB) Louisville	2017-18
Burley, Marcus (DB) Delaware	2016
Burnett, Chester (LB) Arizona	2000
Burnett, Morgan (S) Georgia Tech	2019
Burnett, Rob (DE) Syracuse	1990-95
Burrell, Clinton (DB) Louisiana State	1979-84
Burris, Justin (DB) N.C. State	2018-19
Burton, Leonard (OL) South Carolina	#1991
Bush, Devin (DB) Florida State	2001-02
Butler, Dave (LB) Notre Dame	*1987
Butler, Kelly (OT) Purdue	2006, #2007
Butler, Rashad (OL) Miami (Fla.)	2013
Butler, Ray (WR) Southern California	#1989
Byner, Earnest (RB) East Carolina	1984-88, 1994-95
Byrd, LaRon (WR) Miami (Fla.)	2014

C

Cager, Lawrence (WR) Georgia	2021
Caldwell, Mike (LB) Middle Tennessee State	1993-95
Caldwell, Trey (DB) Louisiana Monroe	2016
Caleb, Jamie (RB) Grambling	1960, 1965
Callahan, Joe (QB) Wesley College	#2016
Callaway, Antonio (WR) Florida	2018-19
Cameron, Jordan (TE) Southern California	2011-14
Cameron, Ronnie (DL) Hofstra	#2012
Camp, Reggie (DE) California	1983-87
Campbell, Ibraheim (DB) Northwestern	2015-17
Campbell, Jason (QB) Auburn	2013
Campbell, Lang (QB) William & Mary	#2006
Campbell, Mark (TE) Michigan	1999-02
Campbell, Milt (RB) Indiana	1957
Capers, James (LB) Central Michigan	*1987
Carder, Tank (LB) Texas Christian	2012-16, #2017
Carlson, Stephen (TE) Princeton	2019-20, #2021

Carollo, Joe (T) Notre Dame.....	1972-73
Carpenter, Ken (RB) Oregon State.....	1950-53
Carpenter, Lew (RB) Arkansas.....	1957-58
Carpenter, Preston (RB) Arkansas.....	1956-59
Carraway, Stanley (WR) West Texas State.....	*1987
Carreker, Vince (DB) Cincinnati.....	*1987
Carrie, T.J. (DB) Ohio.....	2018-19
Carrier, Mark (WR) Nicholls State.....	1993-94
Carter, Alex (DE) Tennessee State.....	*1987
Carter, Dyshod (DB) Kansas State.....	2001, 2004
Carter, Jermaine (LB) Maryland.....	2022
Carter, Tim (WR) Auburn.....	2007
Carver, Dale (LB) Georgia.....	1983
Cassady, Howard (RB) Ohio State.....	1962
Cash, Jeremy (LB) Duke.....	#2017
Catlin, Tom (LB) Oklahoma.....	1953-54, 1957-58
Caylor, Lowell (DB) Miami (Ohio).....	1964
Chambers, Kirk (OL) Stanford.....	2004-05
Chanoine, Roger (OL) Temple.....	1999-02
Chapman, Lamar (DB) Kansas State.....	2000-01
Charles, Orson (TE/FB) Georgia.....	2018
Charlton, Clifford (LB) Florida.....	1988-89
Cherokee, George (G) Ohio State.....	1946
Chiaverini, Darrin (WR) Colorado.....	1999-00
Childress, Freddie (T) Arkansas.....	1992
Christensen, Jeff (QB) Eastern Illinois.....	*1987
Christian, Geron (T) Louisville.....	2023
Chubb, Nick (RB) Georgia.....	2018-23
Cieslak, Brad (TE) Northern Illinois.....	2008
Clancy, Sam (DE) Pittsburgh.....	1985-88
Clark, Monte (T) Southern California.....	1963-69
Clarke, Frank (WR) Colorado.....	1957-59
Clarke, Leon (WR) Southern California.....	1960-62
Clayborn, Adrian (DE) Iowa.....	2020
Clayborn, Raymond (CB) Texas.....	1990-91
Claybrooks, DeVone (DL) East Carolina.....	2001
Claybrooks, Felipe (DL) Georgia Tech.....	2001-03
Clayton, Thomas (RB) Kansas State.....	2010-11
Cline, Ollie (RB) Ohio State.....	1948
Clowney, Jadeveon (DE) South Carolina.....	2021-22
Coates, Sammie (WR) Auburn.....	2017
Coates, Sherrod (LB) Western Kentucky.....	2003-04
Cockroft, Don (K-P) Adams State.....	1968-80
Colbert, Adrian (S) Miami (Fla.).....	2021
Colclough, Ricardo (DB) Tusculum.....	#2007
Cole, Emerson (RB) Toledo.....	1950-52
Colella, Tom (P-DB) Canisius.....	1946-48
Coleman, Corey (WR) Baylor.....	2016-17
Coleman, Cosey (OL) Tennessee.....	2005-06
Coleman, Greg (P) Florida A&M.....	1977
Coleman, Kenyon (DL) UCLA.....	2009-10
Coleman, Shon (OL) Auburn.....	2016-17
Coley, Trevon (DL) Florida Atlantic.....	2017-18
Colinet, Stalin (DL) Boston College.....	1999-01
Collins, Gary (WR-P) Maryland.....	1962-71
Collins Sr., Jamie (LB) Southern Mississippi.....	2016-18
Collins, Javiar (OL) Northwestern.....	#2004
Collins, Jed (TE) Washington State.....	#2008
Collins, Larry (RB) Texas A&I.....	1978
Collins, Ryan (TE) St. Thomas.....	#1999

Collins, Shawn (WR) Northern Arizona.....	1992
Colman, Doug (LB) Nebraska.....	2000
Colo, Don (T) Brown.....	1953-58
Colquitt, Britton (P) Tennessee.....	2016-18
Colquitt, Dustin (P) Tennessee.....	2021
Conjar, Larry (RB) Notre Dame.....	1967
Conklin, Jack (T) Michigan State.....	2020-23
Connolly, Ted (G) Tulsa.....	1963
Conover, Frank (DL) Syracuse.....	1991
Contz, Bill (T) Penn State.....	1983-86
Conway, Brett (K) Penn State.....	2003
Cook, Damion (OL) Bethune-Cookman.....	2004
Cooks, Johnie (LB) Mississippi State.....	1991
Coons, Travis (K) Washington.....	2015
Cooper, Amari (WR) Alabama.....	2022-23
Cooper, Jonathan (OL) North Carolina.....	2016
Cooper, Josh (WR) Oklahoma State.....	2012-13
Cooper, Scott (DE) Kearney State.....	*1987
Cooper, Xavier (DL) Washington State.....	2015-16
Copeland, Jim (G) Virginia.....	1967-74
Coppage, Alton (DE) Oklahoma.....	1946
Corbett, Austin (OL) Nevada.....	2018-19
Cornell, Bo (RB) Washington.....	1971-72
Costanzo, Blake (LB) Lafayette.....	2009-10
Costello, Vince (LB) Ohio University.....	1957-66
Cotton, Fest (DT) Dayton.....	1972
Cotton, Marcus (LB) Southern California.....	1990
Couch, Tim (QB) Kentucky.....	1999-03
Cousin, Terry (DB) South Carolina.....	2008
Cousineau, Tom (LB) Ohio State.....	1982-85
Cousins, Oniel (OL) UTEP.....	2011-13
Cowan, Bob (RB) Indiana.....	1947-48
Cowher, Bill (LB) North Carolina State.....	1980-82
Cox, Arthur (TE) Texas South.....	1991
Cox, Bryan (DE) Florida.....	2019
Cox, Steve (P-K) Arkansas.....	1981-84
Craig, Neal (DB) Fisk.....	1975-76
Craig, Reggie (WR) Arkansas.....	1977
Craven, Bill (DB) Harvard.....	1976
Crawford, Mike (RB) Arizona State.....	*1987
Crawford, Tim (LB) Texas Tech.....	*1987
Crespino, Bob (WR) Mississippi.....	1961-63
Crews, Ron (DE) Nevada-Las Vegas.....	1980
Cribbs, Joshua (WR) Kent State.....	2005-12
Crocker, Chris (DB) Marshall.....	2003-05
Crosby, Cleveland (DE) Arizona.....	#1980
Crowell, Isaiah (RB) Alabama State.....	2014-17
Cundiff, Billy (K) Drake.....	2009, 2013-14
Cureton, Will (QB) East Texas State.....	1975
Currie, Justin (DB) Western Michigan.....	2017
Cvercko, Andy (G) Northwestern.....	1963

D

Dahl, Bob (OL) Notre Dame.....	1992-95
Daniell, Jim (C) Ohio State.....	1946
Daniels, Travis (DB) Louisiana State.....	2008
Danielson, Gary (QB) Purdue.....	1985, 1987-88
Dansby, Karlos (LB) Auburn.....	2014-15
Darden, Jaelon (WR) North Texas.....	2022-23
Darden, Thom (DB) Michigan.....	1972-74, 1976-81
Darrow, Barry (T) Montana.....	1974-78

Davis, Andra (LB) Florida.....	2002-08
Davis, Andre' (WR) Virginia Tech.....	2002-04
Davis, Austin (QB) Southern Mississippi.....	2015
Davis, Ben (DB) Defiance.....	1967-68, 1970-73
Davis, Bruce (WR) Baylor.....	1984
Davis, Carl (DL) Iowa.....	2018
Davis, Connor (TE) Stony Brook.....	#2021
Davis, Davion (WR) Sam Houston State.....	#2021
Davis, Demario (LB) Arkansas State.....	2016
Davis, Dick (RB) Nebraska.....	1969
Davis, Gary (RB) Cal Poly-SLO.....	#1981
Davis, Hall (DL) Louisiana-Lafayette.....	2012
Davis, James (RB) Clemson.....	2009-10
Davis, Johnny (RB) Alabama.....	1982-86, *1987
Davis, Michael (CB) Cincinnati.....	1995
Davis, Oliver (DB) Tennessee State.....	1977-80
Davis, Reggie (WR) Georgia.....	#2017
Davis, Tae (LB) Chattanooga.....	2019-20, 2022
Davis, Willie (DE) Grambling.....	1958-59
Davis, Zola (WR) South Carolina.....	1999
Dawson, Doug (G) Texas.....	1994
Dawson, JaJuan (WR) Tulane.....	2000-01
Dawson, Len (QB) Purdue.....	1960-61
Dawson, Phil (K) Texas.....	1999-2012
Day, Sheldon (DT) Notre Dame.....	2020-21
Dayes, Matthew (RB) North Carolina State.....	2017
Dearth, James (TE) Tarleton State.....	1999
Deaton, Dawson (OL) Texas Tech.....	#2022, #2023
DeLamielleure, Joe (G) Michigan State.....	1980-84
DeLeone, Tom (C) Ohio State.....	1974-84
DeLeone, Tony (P) Kent State.....	*1987
Delhomme, Jake (QB) Louisiana-Lafayette.....	2010
Dellerba, Spiro (RB) Ohio State.....	1947
Delpit, Grant (S) Louisiana State.....	#2020, 2021-23
DeMar, Enoch (OL) Indiana.....	2003-04
DeMarco, Bob (C) Dayton.....	1972-74
Demarie, John (G-T) Louisiana State.....	1967-75
Denman, Anthony (LB) Notre Dame.....	2001
Dennis, Al (G) Grambling.....	1976-77
Dennison, Doug (RB) Kutztown State.....	1979
Denton, Bob (DT) College of the Pacific.....	1960
Deschaine, Dick (DE) No College.....	1958
Desir, Pierre (DB) Lindenwood.....	2014-15
Detmer, Ty (QB) Brigham Young.....	1999
DeValve, Seth (TE) Princeton.....	2016-18
Devlin, Pat (QB) Delaware.....	#2015
Devries, Jed (OL) Utah State.....	1995
Devrow, Billy (DB) Southern Mississippi.....	1967
Dewar, Jim (RB) Indiana.....	1947
Diabate, Mohamoud (LB) Utah.....	2023
Dickey, Curtis (RB) Texas A&M.....	1985-86
Dieken, Doug (T) Illinois.....	1971-84
Diles, Zac (LB) Kansas State.....	2014
Dilfer, Trent (QB) Fresno State.....	2005
DiManche, Jayson (LB) Southern Illinois.....	2015
Dimler, Rich (DT) Southern California.....	1979
Dinkins, Darnell (TE) Pittsburgh.....	2006-08
Dixon, Gerald (LB) South Carolina.....	1993-95
Dixon, Hanford (CB) Southern Mississippi.....	1981-89
Dobbs, Joshua (QB) Tennessee.....	#2022

Dockery, James (DB) Oregon State.....	2011
Donaldson, Gene (G) Kentucky.....	1953
Dorbeck, Drake (T) Southern Mississippi.....	@2020
Dorsey, Ken (QB) Miami (Fla.).....	2006, #2007, 2008
Dorsey, Nat (OL) Georgia Tech.....	2005-07
Douglas, Derrick (RB) Louisiana Tech.....	1991
Drango, Spencer (OL) Baylor.....	2016-17
Draughn, Shaun (RB) North Carolina.....	2014-15
Dray, Jim (TE) Stanford.....	2014-15
Dressel, Chris (TE) Stanford.....	#1988
Diskel, Jeff (QB) Florida.....	2023
Driver, Stacey (RB) Clemson.....	*1987
Droughns, Reuben (RB) Oregon.....	2005-06
Dudley, Brian (S) Bethune Cookman.....	*1987
Dudley, Rickey (TE) Ohio State.....	2001
Duff, Bill (DL) Tennessee.....	1999
Dumont, Jim (LB) Rutgers.....	1984
Dunbar, Jubilee (WR) Southern.....	1974
Duncan, Brian (RB) Southern Methodist.....	1976-77
Duncan, Ron (TE) Wittenberg.....	1967
Dunn, Damon (WR) Stanford.....	1999-00
Dunn, David (WR) Fresno State.....	1999
Dunn, Michael (G) Maryland.....	2020-23
Dutton, Ryan (P), Minnesota State-Mankato.....	#2004

E

Eason, Nick (DL) Clemson.....	2004-06
East, Ron (DE) Montana State.....	1975
Eaton, Chad (DL) Washington State.....	#1995
Echemandu, Adimchinobe (RB) California.....	2004
Echols, Donnie (TE) Oklahoma State.....	*1987
Edwards, Armanti (WR) Appalachian State.....	2013
Edwards, Braylon (WR) Michigan.....	2005-09
Edwards, Earl (DT) Wichita State.....	1976-78
Edwards, Lavar (DL) Louisiana State.....	2017
Edwards, Marc (FB) Notre Dame.....	1999-00
Ekpre-Olomu, Ifo (DB) Oregon.....	#2015
Ekuale, Daniel (DT) Washington State.....	2019
Ekuban, Ebenezer (DE) North Carolina.....	2004
Elam, Abram (DB) Kent State.....	2009-10
Elkins, Mike (QB) Wake Forest.....	#1991
Elliott, Jordan (DT) Missouri.....	2020-23
Ellis, Ken (DB) Southern.....	1977
Ellis, Ray (S) Ohio State.....	1986-87
Ellsworth, Percy (DB) Virginia.....	2000-01
Elston, Trae (DB) Mississippi.....	#2016
Emanuel, Ben (S) UCLA.....	#2006
Emerson Jr., Martin (DB) Mississippi State.....	2022-23
Engel, Steve (RB) Colorado.....	1970
English, Auston (LB) Oklahoma.....	2011, #2012
Ernster, Paul (P) Northern Arizona.....	2007
Erving, Cameron (OL) Florida State.....	2015-16
Estandia, Greg (TE) UNLV.....	2009-10
Eslinger, Greg (OL) Minnesota.....	#2007
Ethridge, Ray (WR) Pasadena City.....	#1995
Eubanks, Darius (LB) Georgia Southern.....	2013, #2014
Evans, Fred (RB) Notre Dame.....	1946
Evans, Johnny (QB-P) North Carolina State.....	1978-80
Everett, Major (RB) Mississippi College.....	1986, *1987
Everitt, Steve (C) Michigan.....	1993-95

F

Fabiano, Anthony (OL) Harvard	2016, 2020
Faine, Jeff (C) Notre Dame	2003-05
Fair, Carl (RB) Alabama-Birmingham	2001
Fairchild, Greg (G) Tulsa	1978
Farren, Paul (T) Boston University	1983-91
Faulk, Chris (OL) Louisiana State	#2013
Feacher, Ricky (WR) Mississippi Valley	1976-84
Fekete, Gene (RB) Ohio State	1946
Fells, Darren (TE) California-Irvine	2018
Felton, Demetric (RB) UCLA	2021-22
Ferguson, Charley (DE) Tennessee A&I	1961
Ferguson, Vagas (RB) Notre Dame	1983
Fichtner, Ross (DB) Purdue	1960-67
Fields, Tony (LB) West Virginia	2021-23
Figaro, Cedric (LB) Notre Dame	1991-92
Figurs, Yamon (WR) Kansas State	2010
Fike, Dan (G) Florida	1985-92
Fisk, Jason (DL) Stanford	2005
Fiss, Galen (LB) Kansas	1956-66
Flacco, Joe (QB) Delaware	2023
Fleming, Don (DB) Florida	1960-62
Flick, Tom (QB) Washington	1984
Flint, Judson (DB) Memphis State	1980-82
Florence, Anthony (DB) Bethune Cookman	1991
Floyd, Chris (FB) Michigan	2000
Floyd, Marquis (DB) West Georgia	#2009
Foggie, Fred (DB) Minnesota	1992
Fontenot, Herman (RB) Louisiana State	1985-88
Fontenot, Therrian (DB) Fresno State	2006
Footman, Dan (DE) Florida State	1993-95
Forbes, Drew (G) Southeast Missouri State	2019, @2020, #2021, 2022, #2023
Forbes, Marlon (S) Penn State	1999
Ford, Henry (RB) Pittsburgh	1955
Ford, Jerome (RB) Cincinnati	2022-23
Ford, Mike (CB) Southeast Missouri State	2023
Ford, Len (DE) Michigan	1950-57
Forristall, Miller (TE) Alabama	2021-22
Fort, L.J. (LB) Northern Iowa	2012
Forester, Herschel (G) Southern Methodist	1954-57
Fortune, Elliott (DL) Georgia Tech	#1995
Fowler, Melvin (C) Maryland	2002-04
Fragel, Reid (OL) Ohio State	#2013
Fraley, Hank (C) Robert Morris	2006-09
Francies, Coye (DB) San Jose State	2009-10
Francis, Jeff (QB) Tennessee	1990, #1992
Franco, Brian (K) Penn State	*1987
Franklin, Bobby (DB) Mississippi	1960-66
Franks, Elvis (DE) Morgan State	1980-84
Franks, Jordan (TE) Central Florida	2021
Franz, Todd (DB) Tulsa	2000
Fraser, Simon (DL) Ohio State	2005-07
Frederick, Andy (T) New Mexico	1982
Frederick, Mike (DE) Virginia	1995
Freeman, Bob (QB) Auburn	1957-58
Friedman, Lennie (OL) Duke	2006-08
Froholdt, Hjalte (G) Arkansas	2021-22
Frost, Derrick (P) Northern Iowa	2003-04
Frost, Scott (DB) Nebraska	2001
Frye, Charlie (QB) Akron	2005-07

Fua, Sione (DL) Stanford	2014
Fujita, Scott (LB) California	2010-12
Fuller, Corey (DB) Florida State	1999-02
Fullwood, Brent (RB) Auburn	1990
Fulton, Dan (WR) Nebraska-Omaha	1981-82
Furman, John (QB) Texas-El Paso	1962
Furrey, Mike (WR) Iowa	2009

G

Gabriel, Taylor (WR) Abilene Christian	2014-15
Gain, Bob (DT) Kentucky	1952, 1954-64
Gainer, Derrick (RB) Florida A&M	1990
Gaines, Charles (DB) Louisville	2015
Gaines, E.J. (DB) Missouri	2018
Gaines, Michael (TE) Central Florida	2009
Gaines, Phillip (DB) Rice	2018
Galbraith, Scott (TE) UCLA	1990-92
Garay, Antonio (DL) Boston College	2003
Garcia, Jeff (QB) San Jose State	2004
Garcia, Jim (DE) Purdue	1965
Gardner, Barry (LB) Northwestern	2003-04
Gardocki, Chris (P) Clemson	1999-2003
Garlington, John (LB) Louisiana State	1968-77
Garmon, Kelvin (OL) Baylor	2004
Garrett, Myles (DL) Texas A&M	2017-23
Gartner, Chris (K) Indiana	1974
Gash, Thane (S) East Tennessee State	1988-90
Gatski, Frank (C) Marshall	1946-56
Gaudio, Bob (G) Ohio State	1947-49, 1951
Gault, Don (QB) Hofstra	1970
Gautt, Prentice (RB) Oklahoma	1960
Gay, Benjamin (RB) Garden City C.C.	2001
George, Tim (WR) Carson-Newman	1974
German, Jammi (WR) Miami (Fla.)	2001
Gibron, Abe (G) Purdue	1950-56
Gibson, Damon (WR) Iowa	1999
Gibson, Tom (DE) Northern Arizona	1989-90
Gilbert, Garrett (QB) Southern Methodist	2014
Gilbert, Justin (DB) Oklahoma State	2014-15
Gilkey, Garrett (OL) Chadron State	2013
Gillan, Jamie (P) Arkansas Pine-Bluff	2019-21
Gillom, Horace (P-WR) Nevada	1947-56
Gilmore, Corey (RB) San Diego State	*1987
Gipson, Tashaun (DB) Wyoming	2012-15
Glass, Bill (DE) Baylor	1962-68
Glass, Chip (TE) Florida State	1969-73
Goad, Tim (DT) North Carolina	1995
Gocong, Chris (LB) Cal-Poly SLO	2010-11, #2012
Goebel, Brad (QB) Baylor	1992-94
Goins, Robert (S) Grambling	*1987
Golic, Bob (DT) Notre Dame	1982-88
Gonzalez, Joaquin (OT) Miami (Fla.)	2002-04
Gonzalez, Zane (K) Arizona State	2017-18
Goodson, B.J. (LB) Clemson	2020
Goode, Don (LB) Kansas	1980-81
Goodwin, Marquise (WR) Texas	2023
Goosby, Tom (LB) Baldwin-Wallace	1963
Gordon, Amon (DL) Stanford	2004
Gordon, Josh (WR) Baylor	2012-14, #2015, #2016, 2017-18
Gorgal, Ken (DB) Purdue	1950, 1953-54
Goss, Don (DT) Southern Methodist	1956

Gossett, Colby (G) Appalachian State	#2019, @2020
Gossett, Jeff (P) Eastern Illinois	1983, 1985-87
Gradkowski, Bruce (QB) Toledo	2008
Graf, Dave (LB) Penn State	1975-79
Graham, Otto (QB) Northwestern	1946-55
Graham, Thomas (CB) Oregon	2022, #2023
Grant, Jakeem (WR) Texas Tech	#2022, #2023
Grant, Orantes (LB) Georgia	2003
Grant, Wes (DE) UCLA	1972
Gray, Geoff (OL) Manitoba	#2017
Gray, MarQueis (TE) Minnesota	2013
Gray, Vincent (CB) Michigan	2023
Graybill, Mike (OL) Boston University	1989
Grayson, David (LB) Fresno State	*1987-90
Graziani, Tony (QB) Oregon	#2000
Greco, John (OL) Toledo	2011-16
Green, A.J. (CB) Oklahoma State	2020-23
Green, Boyce (RB) Carson-Newman	1983-85
Green, David (RB) Edinboro State	1982
Green, Ernie (RB) Louisville	1962-68
Green, Ron (WR) North Dakota	1967-68
Green, Van (DB) Shaw	1973-76
Green, William (RB) Boston College	2002-05
Greenwood, Don (RB) Illinois	1946-47
Greer, Terry (WR) Alabama State	1986
Gregory, Damian (DT) Illinois State	2002
Gregory, Jack (DE) Delta State	1967-71, 1979
Griffin, Don (CB) Middle Tennessee State	1994-95
Griffin, Kris (LB) Indiana (Pa.)	2007-08
Griffin III, Robert (QB) Baylor	2016
Griffing, Glynn (QB) Mississippi	1964
Griffith, Robert (S) San Diego State	2002-04
Grigg, Forrest (DT) Tulsa	1948-51
Griggs, Anthony (LB) Ohio State	1986-88
Gronkowski, Dan (TE) Maryland	2011
Gross, Al (S) Arizona	1983-87
Groves, George (G) Marquette	1946
Groves, Quentin (LB) Auburn	2013
Groza, Lou (T-K) Ohio State	1946-59, 1961-67
Gruber, Bob (OT) Pittsburgh	1986
Guilbeau, Rusty (LB) McNeese State	1987
Gurley, Tori (WR) South Carolina	2013
Gustin, Porter (DE) Southern California	2019-21

H

Haack, Matt (P) Arizona State	2023
Haden, Joe (DB) Florida	2010-16
Hadnot, Rex (OL) Houston	2008-09
Haeg, Joe (OL) North Dakota State	2022
Hagg, Eric (DB) Nebraska	2011-12
Haggerty, Johnathan (WR) SW Oklahoma State	2010
Hailassie, Kahlef (CB) Western Kentucky	2023
Hairston, Carl (DE) Maryland-Eastern Shore	1984-89
Hairston, Stacey (DB) Ohio Northern	1993-94
Haley, Darryl (OL) Utah	*1987-88
Hall, Alex (LB) St. Augustine's	2008-09
Hall, Charlie (LB) Houston	1971-80
Hall, Dana (S) Washington	1995
Hall, Dino (KR-RB) Glassboro State	1979-83
Hall, Marvin (WR) Washington	2020
Hall, Rannell (WR) Central Florida	2015, #2016

Haller, Alan (DB) Michigan State	1992
Ham, Derrick (DL) Miami (Fla.)	2001
Hambrick, Darren (LB) South Carolina	2002
Hamilton, Bobby (DE) Southern Mississippi	2007
Hamilton, Justin (DB) Virginia Tech	2006
Hamilton, Michael (LB) North Carolina A&T	2000
Hamlett, Connor (TE) Oregon State	2016
Hance, Blake (G) Northwestern	2020-21
Hanie, Caleb (QB) Colorado State	#2013
Hannemann, Cliff (LB) Fresno State	*1987
Hansen, Brian (P) Sioux Falls	1991-93
Hanulak, Chet (RB) Maryland	1954, 1957
Harbison, Tre (RB) Charlotte	#2021
Hardesty, Montario (RB) Tennessee	#2010, 2011-12, #2013
Harmon, Duron (S) Rutgers	2023
Harper, Mark (CB) Alcorn State	1986-90
Harraway, Charley (RB) San Jose State	1966-68
Harrington, John (DE) Marquette	1946
Harris, Demetrius (TE) Milwaukee	2019
Harris, Duriel (WR) New Mexico State	1984
Harris, Jon (DE) Virginia	#1999
Harris, Josh (QB) Bowling Green	#2004
Harris, Marshall (DE) Texas Christian	1980-82
Harris, Nick (C) Washington	2020-21, #2022, 2023
Harris, Odie (DB) Sam Houston State	1991-92
Harris, Orien (DL) Miami (Fla.)	2006
Harris, Shelby (DT) Illinois State	2023
Harris, Tim (CB) Virginia	2021
Harrison, Arnold (LB) Georgia	2009
Harrison, Desmond (OL) West Alabama	2018
Harrison, Jerome (RB) Washington State	2006-10
Harrison Jr., Ronnie (S) Alabama	2020-22
Hartley, Frank (TE) Illinois	1994-95
Hartley, Garrett (K) Oklahoma	2014
Hartline, Brian (WR) Ohio State	2015
Harvey, Willie (LB) Iowa State	2019, 2021
Hassell, JT (S) Florida Tech	2019
Hawkins, Andrew (WR) Toledo	2014-16
Hawkins, Ben (WR) Arizona State	1974
Hawkins, Mike (DB) Oklahoma	2006
Haye, Jovan (DL) Vanderbilt	#2006
Hazel, Matt (WR) Coastal Carolina	#2017
Hazel, Paul (LB) Western Michigan	2013
Heiden, Steve (TE) South Dakota State	2002-09
Heinrich, Keith (TE) Sam Houston State	2003-04
Helluin, Jerry (DT) Tulane	1952-53
Henry, Anthony (DB) South Florida	2001-04
Herring, Hal (LB) Auburn	1950-52
Hickerson, Gene (G) Mississippi	1958-60, 1962-73
Hickman, Ronnie (S) Ohio State	2023
Hicks, Artis (OL) Memphis	2011
Higgins, Rashard (WR) Colorado State	2016-21
Hilgenberg, Jay (C) Iowa	1992
Hill, Brian (RB) Wyoming	#2021
Hill, Calvin (RB) Yale	1978-81
Hill, Jim (DB) Texas A&I	1975
Hill, Madre (RB) Arkansas	1999
Hill, Travis (LB) Nebraska	1994-95
Hill, Troy (CB) Oregon	2021
Hill, Will (S) Bishop College	1988

Hillary, Darius (QB) Wisconsin	#2016, 2017
Hilliard, Dontrell (RB) Tulane	2018-19
Hilliard, Randy (CB) Louisiana State	1990-93
Hillis, Peyton (RB) Arkansas	2010-11
Hines, D'Juan (LB) Houston	2018
Hoaglin, Fred (C) Pittsburgh	1966-72
Hoard, Leroy (RB) Michigan	1990-95
Hodge, KhaDarel (WR) Prairie View A&M	2019-20
Hodges, Reggie (P) Ball State	2009-10, #2011, 2012
Hogan, Kevin (QB) Stanford	2016-17
Hoggard, D.D. (CB) North Carolina State	1985-87
Holcomb, Kelly (QB) Middle Tennessee State	2001-04
Holden, Steve (WR) Arizona State	1973-76
Holdman, Warrick (LB) Texas A&M	2004
Holland, Darius (DT) Colorado	1999-00
Holland, Jamie (WR) Ohio State	1992
Hollins, Alexander (WR) Eastern Illinois	#2020
Holloway, Glen (G) North Texas State	1974
Holly, Daven (DB) Cincinnati	2006-08
Holmes, Earl (LB) Florida A&M	2002
Holmes, Tyrone (DL) Montana	2016-17
Holohan, Pete (TE) Notre Dame	1992
Holt, Harry (TE) Arizona	1983-86
Hooker, Fair (WR) Arizona State	1969-74
Hooper, Austin (TE) Stanford	2020-21
Hoover, Houston (G) Jackson State	1993
Hopkins, Dustin (K) Florida State	2023
Hopkins, Thomas (T) Alabama A&M	1983
Horn, Alvin (DB) Nevada-Las Vegas	*1987
Horn, Don (QB) San Diego State	1973
Horvath, Les (RB) Ohio State	1949
Housler, Rob (TE) Florida Atlantic	2015
Houston, Jim (DE-LB) Ohio State	1960-72
Houston, Lin (G) Ohio State	1946-53
Howard, Sherman (RB) Nevada	1952-53
Howard, Tracy (DB) Miami (Fla.)	2016
Howell, Mike (DB) Grambling	1965-72
Howton, Bill (WR) Rice	1959
Hoyer, Brian (QB) Michigan State	2013-14
Hubbard, Chris (OL) Alabama-Birmingham	2018-22
Hubbard, Paul (WR) Wisconsin	#2008
Hudson III, James (T) Cincinnati	2021-23
Hughes III, John (DL) Cincinnati	2012-16
Hughlett, Charley (LS) Central Florida	#2014, 2015-23
Humble, Weldon (LB) Rice	1947-50
Hunt, Bob (RB) Heidelberg	1974
Hunt, Kareem (RB) Toledo	2019-23
Hunter, Art (C) Notre Dame	1956-59
Hunter, Earnest (RB) Southeast Oklahoma State	1995
Hunter, Pete (DB) Virginia Union	2005
Hurst II, Maurice (DT) Michigan	2023
Hutchinson, Tom (WR) Kentucky	1963-65
Hutchison, Chuck (G) Ohio State	1973-75
Huther, Bruce (LB) New Hampshire	1981
Hybl, Nate (QB) Oklahoma	2003
Hyde, Carlos (RB) Ohio State	2018
Hyder, Gaylon (OL) Texas Christian	2001
Hynoski, Henry (RB) Temple	1975
I	
Ika, Siaki (DT) Baylor	2023

Ikard, Gabe (OL) Oklahoma	#2015, #2016
Ilgenfritz, Mark (DE) Vanderbilt	1974
Ingram, Darryl (TE) California	1991
Irons, Gerald (LB) Maryland-Eastern Shore	1976-79
Irons, Paul (TE) Florida State	2005
Isaia, Sale (OL) UCLA	#1995
Isbell, Joe Bob (G) Houston	1966
Israel, Ron (DB) Notre Dame	2003
Ivey, Travis (DL) Maryland	2010
Ivie, Joey (DT) Florida	#2020
Iwuagwu, Cordell (G) Texas Christian	#2020

J

Jackson, Alfred (DB) San Diego State	1991-92
Jackson, Bill (S) North Carolina	1982
Jackson, Blake (WR) Mary-Hardin Baylor	#2018
Jackson, Brandon (RB) Nebraska	#2011, 2012
Jackson, Corey (DL) Nevada	2003-04
Jackson, D'Qwell (LB) Maryland	2006-09, #2010, 2011-13
Jackson, Darius (RB) Eastern Michigan	#2016, #2017
Jackson, Deon (RB) Duke	2023
Jackson, Enis (CB) Memphis State	*1987
Jackson, Frisman (WR) Western Illinois	2002-05
Jackson, James (RB) Miami (Fla.)	2001-04
Jackson, Joe (DE) Miami (Fla.)	2020-21
Jackson, Lenzie (WR) Arizona State	2000
Jackson, Malik (DT) Tennessee	2021
Jackson, Michael (WR) Southern Mississippi	1991-95
Jackson, Raymond (DB) Colorado State	1999-01
Jackson, Rich (DE) Southern	1972
Jackson, Robert (CB) UNLV	2019-20
Jackson, Robert E. (G) Duke	1975-85
Jackson, Robert L. (LB) Texas A&M	1978-81
Jackson, Storey (LB) Liberty	2022
Jacobs, Benjamin (LB) Fresno State	2011
Jacobs, Dave (K) Syracuse	1981
Jacobs, Tim (CB) Delaware	1993-95
Jaeger, Jeff (K) Washington	1987
Jagade, Harry (RB) Indiana	1951-53
James, Jesse (TE) Penn State	2022
James, Lynn (WR) Arizona State	1991
James, Nathaniel (DB) Florida A&M	1968
James, Tommy (DB) Ohio State	1948-55
Jameson, Michael (S) Texas A&M	2002-04
Janovich, Andy (FB) Nebraska	2020-21
Jefferson, Ben (T) Maryland	1990
Jefferson, John (WR) Arizona State	1985
Jefferson, Malik (LB) Texas	2019
Jenkins, Al (G) Tulsa	1969-70
Jennings, Chris (RB) Arizona	2009
Jennings, Darius (WR) Virginia	2015
Jennings, Brandon (DB) Texas A&M	#2001
Johnson, Bill (DL) Michigan State	1992-94
Johnson, Cam (LB) Virginia	2015-16
Johnson, Charles (WR) Grand Valley State	#2013
Johnson, Doug (QB) Florida	#2005
Johnson, D'Ernest (RB) South Florida	2019-22
Johnson Jr., Duke (RB) Miami (Fla.)	2015-18
Johnson, Eddie (LB) Louisville	1981-90
Johnson, James-Michael (LB) Nevada	2012
Johnson III, John (S) Boston College	2021-22

Johnson, Josh (QB) San Diego	2012
Johnson, Kaleb (OL) Rutgers	#2015
Johnson, Kevin (WR) Syracuse	1999-03
Johnson, Kevin (CB) Wake Forest	2020
Johnson, Lawrence (DB) Wisconsin	1979-84
Johnson, Lee (P) Brigham Young	1987-88
Johnson, Malcolm (FB) Mississippi State	2015-16
Johnson, Mark (LB) Missouri	1977
Johnson, Mike (LB) Virginia Tech	1986-93
Johnson, Mitch (T) UCLA	1971
Johnson, Pepper (LB) Ohio State	1993-95
Johnson, Rod (OL) Florida State	#2017
Johnson, Ron (RB) Michigan	1969
Johnson, Tre' (OL) Temple	2001
Johnson, Walter (DT) California State (Los Angeles)	1965-76
Joines, Vernon (WR) Maryland	1989-90
Jones, Bobby (WR) No College	1983
Jones, Dawand (T) Ohio State	2023
Jones, Dave (WR) Kansas State	1969-71
Jones, Deion (LB) Louisiana State	2022
Jones, Don (DB) Arkansas State	2015-16
Jones, Dub (HB/WR) Tulane	1948-55
Jones, Edgar (RB) Pittsburgh	1946-49
Jones, George (RB) San Diego State	1999
Jones, Homer (WR) Texas Southern	1970
Jones, James (DL) Northern Iowa	1991-94
Jones, Jock (LB) Virginia Tech	1990-91
Jones, Joe (DE) Tennessee State	1970-71, 1973, 1975-78
Jones, Keith (RB) Nebraska	1989
Jones, Kirk (RB) Nevada-Las Vegas	*1987
Jones, Lenny (DL) Nevada	#2018
Jones, Lenoy (LB) Texas Christian	1999-02
Jones, Marlon (DE) Central State	1987-89
Jones, Ricky (LB) Tuskegee	1977-79
Jones, Sean (DB) Georgia	2005-08
Jones, Selwyn (DB) Colorado State	1993, #1994
Jones, Tony (OT) Western Carolina	1988-95
Jordan, Henry (DT) Virginia	1957-58
Jordan, Homer (QB) Clemson	*1987
Jordan, Mike (DB) Missouri Western State	2017
Joseph, Greg (K) Florida Atlantic	2018
Joseph, Karl (S) West Virginia	2020
Junkin, Mike (LB) Duke	1987-88
Jurevicius, Joe (WR) Penn State	2006-08
Jurkovic, John (DT) Eastern Illinois	1999

K

Kafentzis, Mark (S) Hawaii	1982
Kalis, Kyle (OL) Michigan	2018, #2019
Kamara, Sam (DL) Stony Brook	2022-23
Kanicki, Jim (DT) Michigan State	1963-69
Kapter, Alex (G) Northwestern	1946-47
Katolin, Mike (C) San Jose State	*1987
Kauric, Jerry (K) Kennedy Collegiate	1990
Keenum, Case (QB) Houston	2020-21
Kellermann, Ernie (DB) Miami (Ohio)	1966-71
Kelley, Chris (TE) Akron	*1987
Kelley, Ethan (DL) Baylor	2005-07
Kelly, John (RB) Tennessee	2021-22
Kelly, Leroy (RB) Morgan State	1964-73
Kemp, Perry (WR) California (Pa.)	*1987

Kerridge, Joe (FB) Michigan	#2019
Kessler, Cody (QB) Southern California	2016-17
Keyes, Josh (LB) Boston College	2017
Killings, Cedric (DT) Carson-Newman	#2001
Kinard, Billy (DB) Mississippi	1956
Kinchen, Brian (TE) Louisiana State	1991-95
Kindred, Derrick (DB) Texas Christian	2016-18
King, Andre (WR) Miami (Fla.)	2001-04
King, Deon (LB) Norfolk State	2017
King, Don (T) Kentucky	1954
King, Ed (OL) Auburn	1991-93
King, Eric (DB) Wake Forest	2010
King, Joe (DB) Oklahoma State	1991
Kingrea, Rick (LB) Tulane	1971-72
Kirby, Terry (RB) Virginia	1999
Kirk, Randy (LB) San Diego State	1991
Kirksey, Christian (LB) Iowa	2014-19
Kissell, John (T) Boston College	1950-52, 1954-56
Kitchen, Ishmael (DL) Kent State	2012-14
Kizer, DeShone (QB) Notre Dame	2017
Kolesar, Bob (G) Michigan	1946
Konz, Ken (DB) Louisiana State	1953-59
Kosar, Bernie (QB) Miami (Fla.)	1985-93
Kosikowski, Frank (WR) Notre Dame	1948
Kovaleski, Mike (LB) Notre Dame	*1987
Kramer, Kyle (S) Bowling Green	1989
Kreitling, Rich (WR) Illinois	1959-63
Krerowicz, Mark (G) Ohio State	#1985
Kruger, Paul (LB) Utah	2013-15
Kuechenberg, Rudy (LB) Indiana	1970
Kuehl, Ryan (LS) Virginia	1999-02
Kunaszyk, Jordan (LB) California	2022-23
Kyle, Jason (LB) Arizona State	1999
Kush, Eric (G) California (Pa.)	2019

L

Lacy, Bo (OL) Arkansas	#2004
Lahr, Warren (DB) Western Reserve	1948-59
Lamm, Kendall (T) Appalachian State	2019-20
LaMontagne, Noel (OL) Virginia	2000
Landry, Jarvis (WR) Louisiana State	2018-21
Landry, George (RB) Lamar	*1987
Lane, Gary (QB) Missouri	1966-67
Lang, Kenard (DE) Miami (Fla.)	2002-05
Langham, Antonio (CB) Alabama	1994-95, 1999
Langhorne, Reggie (WR) Elizabeth City State	1985-91
Lanning, Spencer (P) South Carolina	2013-14
Lauletta, Kyle (QB) Richmond	#2021
Lauter, Steve (S) San Diego State	*1987
Lauvao, Shawn (OL) Arizona State	2010-13
Lavelli, Dante (WR) Ohio State	1946-56
Lawson, Gerard (DB) Oregon State	2008-09
Lawrence, Devaroe (DL) Auburn	2018-19
Lawrence-Stample, Nile (DL) Florida State	#2016
Ledford, Dwayne (OL) East Carolina	#2005
Lee, Andy (P) Pittsburgh	2015
Lee, Barry (C) Grambling	*1987
Lee, Elijah (LB) Kansas State	2020-21
Lee, Marcus (RB) Syracuse	1994
LeCounte III, Richard (S) Georgia	2021-22
Lefear, Billy (WR) Henderson State	1972-75

Lehan, Michael (DB) Minnesota	2003-05
Leigh, Charles (RB) No College	1968-69
Lemonier, Corey (DB) Auburn	2016
Lengel, Matt (TE) Kentucky	2017
Leonard, Louis (DE) Fresno State	2007-08
Leonhard, Jim (DB) Wisconsin	2014
Leslie, Jordan (WR) Brigham Young	2017
LeVeck, Jack (LB) Ohio University	1975
Lewis, Cliff (QB) Duke	1946-51
Lewis, Darryl (TE) Texas-Arlington	1984
Lewis, Dion (RB) Pittsburgh	#2013
Lewis, Jamal (RB) Tennessee	2007-09
Lewis, Leo (PR) Missouri	1990
Lewis, Patrick (OL) Texas A&M	#2013
Lewis, Stan (DE) Wayne State (Neb.)	1975
Lewis, Thaddeus (QB) Duke	#2011, 2012
Lilja, George (G-T) Michigan	1984-86
Linden, Errol (T) Houston	1961
Lindsay, Everett (OL) Mississippi	2000
Lindsey, Dale (LB) Western Kentucky	1965-72
Lingenfeiter, Bob (T) Nebraska	1977
Lingmerth, Goran (K) Northern Arizona	*1987
Little, Earl (DB) Miami (Fla.)	1999-04
Little, Greg (WR) North Carolina	2011-13
Littleton, Jody (LS) Baylor	2005
Lloyd, Dave (LB) Georgia	1959-61
Logan, Dave (WR) Colorado	1976-83
Logan, Ernie (DL) East Carolina	1991-93
London, Tom (DB) North Carolina State	1978
Long, Mel (LB) Toledo	1972-74
Loomis, Ace (RB) LaCrosse State	1952
Louis, Ricardo (WR) Auburn	2016-17, #2018
Lucci, Mike (LB) Tennessee	1962-64
Luck, Terry (QB) Nebraska	1977
Lund, Bill (RB) Case Tech	1946-47
Lyle, Rick (DE) Missouri	1994, #1995
Lyons, Robert (S) Akron	1989

M

Maceau, Mel (C) Marquette	1946-48
Macerelli, John (G) St. Vincent	1956
Mack, Alex (C) California	2009-15
Mack, Kevin (RB) Clemson	1985-93
Maddox, Nick (RB) Florida State	2003
Madison, Anthony (DB) Alabama	2009
Madsen, John (TE) Utah	2008
Magee, Brandon (LB) Arizona State	2013
Maiava, Kaluka (LB) Southern California	2009-12
Majors, Bobby (DB) Tennessee	1972
Malbrough, Anthony (DB) Texas Tech	2000
Malone, Ralph (DE) Georgia Tech	1986
Malveaux, Cameron (DE) Houston	2020
Manoa, Tim (FB) Penn State	1987-89
Mancz, Greg (C) Toledo	2022
Manziel, Johnny (QB) Texas A&M	2014-15
Marangi, Gary (QB) Boston College	#1977
Marecic, Owen (FB) Stanford	2011-12
Markway, Kyle (TE) South Carolina	#2020
Marshall, Dave (LB) Eastern Michigan	1984
Marshall, Jim (DE) Ohio State	1960
Martin, Eric (LB) Nebraska	2013-14

Martin, Jamie (QB) Weber State	#1999
Martin, Jim (DT) Notre Dame	1950
Martin, Marcus (OL) Southern California	#2017
Mason, Larry (RB) Troy State	*1987
Massaquoi, Mohamed (WR) Georgia	2009-12
Massey, Carlton (DE) Texas	1954-56
Matheson, Bob (LB) Duke	1967-70
Matthews, Clay (LB) Southern California	1978-93
Matua, Fred (OG) Southern California	#2006
Mayfield, Baker (QB) Oklahoma	2018-21
Maynard, Brad (P) Ball State	2011
Mayne, Lewis (RB) Texas	1947
Mays, Dave (QB) Texas Southern	1976-77
McCade, Mike (WR) Nevada-Las Vegas	*1987
McCalister, Tanner (S) Ohio State	2023
McCants, Matt (OL) UAB	#2017
McCardell, Keenan (WR) Nevada-Las Vegas	1992-95
McClung, Willie (DT) Florida A&M	1958-59
McCormack, Hurvin (DL) Indiana	1999
McCormack, Mike (T) Kansas	1954-62
McCourty, Jason (DB) Rutgers	2017
McCown, Josh (QB) Sam Houston State	2015-16
McCown, Luke (QB) Louisiana Tech	2004
McCoy, Colt (QB) Texas	2010-12
McCray, Justin (G) Central Florida	2019
McCray, Robert (DE) Indiana	2019
McCusker, Jim (DE) Ohio State	1963
McCutcheon, Daylon (CB) Southern California	1999-05
McDaniel, Jacobbi (DL) Florida State	2014
McDonald, Andrew (OL) Indiana	#2014
McDonald, Brandon (DB) Memphis	2007-09
McDonald, Nick (OL) Grand Valley State	2014
McDonald, Paul (QB) Southern California	1980-85
McDonald, Tommy (WR) Oklahoma	1968
McDowell, Malik (DE) Michigan State	2021
McFadden, Leon (DB) San Diego State	2013
McGill, T.Y. (DL) North Carolina State	2017
McGahee, Willis (RB) Miami (Fla.)	2013
McGee, Richmond (P) Texas	2011
McGinest, Willie (LB) Southern California	2006-08
McGonnigal, Bruce (TE) Virginia	1991
McGuire, Elijah (RB) Louisiana-Lafayette	#2019
McGuire, Isaiah (DE) Missouri	2023
McIntyre, Corey (FB) West Virginia	2005
McKay, Bob (T) Texas	1970-75
McKenzie, Keith (DE) Ball State	2000-01
McKenzie, Rich (DE) Penn State	1995
McKinley, Alvin (DL) Mississippi State	2001-06
McKinley, Takkarist (DE) UCLA	2021
McKinney, Jeremy (T) Iowa	#1999, 2001
McKinney, Seth (OL) Texas A&M	2007-08
McKinnis, Hugh (RB) Arizona State	1973-75
McKinnon, Jeremiah (DB) Florida International	2018
McLaughlin, Chase (K) Illinois	2021
McLemore, Tom (TE) Southern	1993-94
McLeod, Kevin (FB) Auburn	2003
McLeod, Rodney (S) Virginia	2023
McMahon, Jim (QB) Brigham Young	#1995
McMillan, David (LB) Kansas	2005-07
McMillan, Erik (S) Missouri	1993

McNeil, Clifton (WR) Grambling	1964-67
McNeil, Gerald (WR/KR) Baylor	1986-89
McNeil, Ryan (CB) Miami (Fla.)	1999
McQuistan, Paul (OL) Weber State	#2010, 2014
McTyer, Tim (S) Brigham Young	1999
Meander, Montrel (LB) Grambling State	2020, #2021
Meder, Jamie (DL) Ashland	2014-17
Memmelaar, Dale (G) Wyoming	1964-65
Mercier, Richard (OL) Miami (Fla.)	2001
Metcalf, Eric (RB) Texas	1989-94
Meylan, Wayne (LB) Nebraska	1968-69
Michaels, Walt (LB) Washington & Lee	1952-61
Mickens, Ray (DB) Texas A&M	2005
Middleton, Ron (TE) Auburn	1989
Miller, Arnold (DL) Louisiana State	1999-00
Miller, Billy (TE) Southern California	2005
Miller, Cleo (RB) Arkansas AM&N	1975-82
Miller, Darrian (OL) Kentucky	2015
Miller, Herb (CB) Florida Atlantic	2021-22
Miller, Jamir (LB) UCLA	1999-01
Miller, Mark (QB) Bowling Green	1978-79
Miller, Matt (T) Colorado	1979-82
Miller, Nick (LB) Arkansas	1987
Miller, Prince (DB) Georgia	2012
Miller, Ryan (OL) Colorado	2012
Miller, Willie (WR) Colorado State	1975-76
Mills, Bryan (CB) North Carolina Central	#2021
Milstead, Rod (G) Delaware State	#1993
Milton, Keavon (TE) Louisiana-Monroe	2013
Mingo, Barkevious (LB) Louisiana State	2013-15
Minniear, Randy (RB) Purdue	1970
Minnifield, Frank (CB) Louisville	1984-92
Minter, Barry (LB) Tulsa	2001
Mitchell, Alvin (DB) Morgan State	1968-69
Mitchell, Bobby (RB) Illinois	1958-61
Mitchell, Cameron (CB) Northwestern	2023
Mitchell, Carlton (WR) South Florida	2010-11
Mitchell, Jayme (DL) Mississippi	#2010, 2011
Mitchell, Mack (DE) Houston	1975-78
Mitchell, Terrance (DB) Oregon	2018-20
Mitchell-Paden, Zaire (TE) Florida Atlantic	#2023
Modzelewski, Dick (DT) Maryland	1964-66
Modzelewski, Ed (RB) Maryland	1955-59
Moffatt, Jovante (S) Middle Tennessee State	2020-21
Mohring, John (LB) C.W. Post	1980
Mond, Kellen (QB) Texas A&M	#2022
Monroe, Rod (TE) Cincinnati	2001
Montgomery, Cleotha (KR) Abilene Christian	1981
Montgomery, DJ (WR) Austin Peay	#2019
Moog, Aaron (DE) Nevada-Las Vegas	*1987
Moore, Elijah (WR) Mississippi	2023
Moore, Eric (OL) Indiana	1995
Moore, Evan (TE) Stanford	2009-11
Moore, Marlon (WR) Fresno State	2014-15
Moore, Marty (LB) Kentucky	2000
Moore, Stevon (DB) Mississippi	1992-95
Moreland, Earthwind (DB) Georgia Southern	2001
Moreland, Jake (TE) Western Michigan	2001
Morgan, Quincy (WR) Kansas State	2001-04
Moriarty, Pat (RB) Georgia Tech	1979

Morin, Milt (TE) Massachusetts	1966-75
Morris, Chris (T) Indiana	1972-73
Morris, Joe (RB) Syracuse	1991
Morris, Mike (C) Northeast Mississippi State	1990
Morrison, Fred (RB) Ohio State	1954-56
Morrison, Reece (RB) Southwest Texas State	1968-72
Morrow, Alvin (TE) No College	#2001
Morrow, John (C) Michigan	1960-66
Morze, Frank (C) Boston College	1962-63
Moseley, Mark (K) Stephen F. Austin	1986
Moselle, Dom (RB) Superior (Wisconsin) State College	1950
Mosley, C.J. (DL) Missouri	2009
Mosley, Kendrick (WR) Western Michigan	2006
Mostardi, Richard (DB) Kent State	1960
Mostert, Raheem (RB) Purdue	2015
Moten, Adrian (LB) Maryland	2012
Motley, Marion (RB) Nevada	1946-53
Murphy, Fred (WR) Georgia Tech	1960
Mullens, Nick (QB) Southern Mississippi	2021
Murray, Pat (K) Fordham	20
Murray, Eric (S) Minnesota	2019
Mustafaa, Najee (CB) Georgia Tech	1993
Mustard, Chad (TE) North Dakota	2003-04
Myers, Michael (DL) Alabama	2003-04
Myles, Toby (OL) Jackson State	2001

N

Nacua, Kai (DB) Brigham Young	2017
Naggar, Chris (K) Southern Methodist	2021
Nagler, Gern (WR) Santa Clara	1960-61
Natson, JoJo (WR) Akron	2020-21
Nassib, Carl (DL) Penn State	2016-17
Nave, Stevan (LB) Kansas	*1987
Neal, Rajion (RB) Tennessee	#2016
Nelsen, Bill (QB) Southern California	1968-72
Nelson, Robert (DB) Arizona State	2014
Neujahr, Quentin (OL) Kansas State	#1995
Newman, Patrick (WR) San Diego State	1994
Newsome II, Greg (CB) Northwestern	2021-23
Newsome, Ozzie (TE) Alabama	1978-90
Newsome, Vince (DB) Washington	1991-92
Nicolas, Scott (LB) Miami (Fla.)	1982-86
Ninowski, Jim (QB) Michigan State	1958-59, 1962-66
Nix, John (DL) Southern Mississippi	#2003
Njoku, David (TE) Miami (Fla.)	2017-23
Noll, Chuck (G-LB) Dayton	1953-59
Northcutt, Dennis (WR) Arizona	2000-06
Norwood, Jordan (WR) Penn State	#2010, 2011-12
Nsekhe, Ty (T) Texas State	2023
Nugent, Terry (QB) Colorado State	#1984
Nutting, Ed (DT) Georgia Tech	1961

O

O'Brien, Francis (T) Michigan State	1959
O'Connell, Tom (QB) Illinois	1956-57
O'Connor, Bill (DE) Notre Dame	1949
O'Hara, Shaun (OL) Rutgers	2000-03
Oben, Roman (OT) Louisville	2000-01
Obinna, George (DE) Sacramento State	#2020
Octavien, Steve (LB) Nebraska	2010
Oden, McDonald (TE) Tennessee State	1980-82
Odenigbo, Ifeadi (DL) Northwestern	#2018, 2021

Odom, Clifton (LB) Texas-Arlington	1980
Ogbah, Emmanuel (DL) Oklahoma State	2016-18
Ogbonnaya, Chris (RB) Texas	2011-13
Ogle, Kendall (LB) Maryland	1999
Ogunjobi, Larry (DL) Charlotte	2017-20
Okoronkwo, Ogbo (DE) Oklahoma	2023
Oliphant, Mike (RB) Puget Sound	1989-91
Oliver, Bob (DE) Abilene Christian	1969
Orchard, Nate (LB) Utah	2015-17
Orr, Shantee (LB) Michigan	2008
Oristaglio, Bob (DE) Pennsylvania	1951
Osborne, Scot (OL) William & Mary	#2003
Oshinowo, Babatunde (DL) Stanford	2006
Osika, Craig (OL) Indiana	2003-04
Owens, Chris (DB) San Jose State	2013
Owens, John (TE) Notre Dame	#2005
Owusu-Koramoah, Jeremiah (LB) Notre Dame	2021-23

P

Paea, Stephen (DL) Oregon State	2016
Pagel, Mike (QB) Arizona State	1986-90
Painter, Winston (OL) Virginia Tech	2014
Palelei, Lonnie (OL) Nevada-Las Vegas	#1995
Palmer, Derrell (DT) Texas Christian	1949-53
Palmer, Randy (TE) Texas A&M (Kingsville)	1999
Palumbo, Sam (LB) Notre Dame	1955-56
Parilli, Vito (QB) Kentucky	1956
Parks, Dennis (WR) Rice	#2016
Parker, Frank (DT) Oklahoma State	1962-64, 1966-67
Parker, Jerry (LB) Central State	*1987
Parker, Juqua (DL) Oklahoma State	2012
Parker, J'Vonne (DL) Rutgers	2005-06
Parkey, Cody (K) Auburn	2016, 2020
Parris, Gary (TE) Florida State	1975-78
Parrish, Bernie (DB) Florida	1959-66
Parseghian, Ara (RB) Miami (Ohio)	1948-49
Pashos, Tony (OL) Illinois	2010-11
Pasztar, Austin (OL) Virginia	2015-16
Patrick, Allen (RB) Oklahoma	#2008
Patten, David (WR) Western Carolina	2000
Patten, Joel (T) Duke	1980
Patterson, Dimitri (DB) Tuskegee	2011-12
Patterson, Javon (OL) Mississippi	2020
Patterson, Riley (K) Memphis	2023
Paul, Don (DB) Washington State	1954-58
Payton, Eddie (KR) Jackson State	1977
Payton, Jordan (WR) UCLA	2016
Paxson, Scott (DL) Penn State	2011
Pearson, Calvin (DB) Grambling	2002
Pederson, Doug (QB) Northeast Louisiana	2000
Peebles, Danny (WR) North Carolina State	1991
Peek, Antwan (LB) Cincinnati	2007-08
Peerman, Cedric (RB) Virginia	#2009
Pena, Bob (G) Massachusetts	1972
Peoples-Jones, Donovan (WR) Michigan	2020-23
Peppers, Jabrill (DB) Michigan	2017-18
Perini, Pete (RB) Ohio State	1955
Perkins, Antonio (DB) Oklahoma	2005-06
Perriman, Breshad (WR) Central Florida	2018
Perry, Jereme (DB) Eastern Michigan	2006
Perry, Michael Dean (DT) Clemson	1988-94

Perry, Rod (CB) Colorado	1983-84
Perry, Roderick (DL) Illinois	2022
Peters, Floyd (DT) San Francisco State	1959-62
Peters, Tony (DB) Oklahoma	1975-78
Petersen, Ted (T) Eastern Illinois	1984
Petithon, John (DB) Notre Dame	1955-56
Phelps, Don (RB) Kentucky	1950-51
Phenix, Perry (DB) Southern Mississippi	#2001
Philcox, Todd (QB) Syracuse	1991-93
Philip, Marvin (OL) California	#2007
Phillips, Jacob (LB) Louisiana State	2020-22, #2023
Phipps, Mike (QB) Purdue	1970-76
Pierce, Calvin (FB) Eastern Illinois	*1987
Pierce, Stephen (WR) Illinois	*1987
Pietrosante, Nick (RB) Notre Dame	1966-67
Pike, Chris (DL) Tulsa	1989-90
Pinkston, Jason (OL) Pittsburgh	2011-13
Piscitelli, Sabby (DB) Oregon State	2010
Piskor, Ray (T) Niagara	1947
Pitts, Frank (WR) Southern	1971-73
Pitts, John (DB) Arizona State	1975
Pizzo, Joe (QB) Mars Hill	*1987
Player, Scott (P) Florida State	2007
Pleasant, Anthony (DE) Tennessee State	1990-95
Plum, Milt (QB) Penn State	1957-61
Pocic, Ethan (C) Louisiana State	2022-23
Polley, Tom (LB) Nevada-Las Vegas	*1987
Pontbriand, Ryan (LS) Rice	2003-11
Pool, Brodney (DB) Oklahoma	2005-09
Poole, Larry (RB) Kent State	1975-77
Pope, Marquez (S) Fresno State	1999
Porter, Reggie (DB) Utah	2017
Posey, Julian (DB) Ohio University	2013
Poteat, Hank (DB) Pittsburgh	2009
Pough, Keith (LB) Howard	2014
Powell, Craig (LB) Ohio State	1995
Powell, Preston (RB) Grambling	1961
Powell, Ronnie (WR) Northwestern State	1999
Powers, Ricky (RB) Michigan	1995
Poyer, Jordan (DB) Oregon State	2013-16
Prentice, Travis (RB) Miami (Ohio)	2000
Prestel, Jim (T) Idaho	1960
Price, Brian (DL) Texas-San Antonio	2018
Pridgeon, Malcolm (OL) Ohio State	@2020
Pritchett, Billy (RB) West Texas State	1975
Proche II, James (WR) Southern Methodist	2023
Pruitt, Greg (RB) Oklahoma	1973-81
Pruitt, Mike (RB) Purdue	1976-84
Pryor Sr., Terrelle (WR) Ohio State	2015-16
Ptacek, Bob (QB) Michigan	1959
Pucci, Ben (DT) No College	1948
Pucillo, Mike (OL) Auburn	2005
Pupua, Tau (DT) Weber State	#1995
Putnam, Duane (G) College of the Pacific	1961
Puzzuoli, Dave (NT) Pittsburgh	1983-87
Pyne, Jim (G) Virginia Tech	1999-00

Q

Quaye, Ko (DL) South Dakota	#2010
Quinlan, Bill (DE) Michigan State	1957-58
Quinlan, Voiney (RB) San Diego State	1956

Quinn, Brady (QB) Notre Dame	2007-09
R	
Ragland, Reggie (LB) Alabama	2022
Raimey, Dave (DB) Michigan	1964
Rainer, Wali (LB) Virginia	1999-01
Raine, Bobby (RB) Western Kentucky	2013
Rakoczy, Gregg (OL) Miami (Fla.)	1987-90
Randall, Damarious (DB) Arizona State	2018-19
Ratley, Damion (WR) Texas A&M	2018-19
Ratliff, Brett (QB) Utah	#2009, #2010
Ratterman, George (QB) Notre Dame	1952-56
Rechichar, Bert (DB) Tennessee	1952
Redden, Barry (RB) Richmond	1989-90
Redwine, Sheldrick (S) Miami (Fla.)	2019-20
Reeves, Ken (OL) Texas A&M	1990
Reeves, Walter (TE) Auburn	1994-95
Rehberg, Scott (OL) Central Michigan	1999
Reiter, Austin (OL) South Florida	2016-17
Renfro, Ray (WR) North Texas State	1952-63
Reynolds, Billy (RB) Pittsburgh	1953-54, 1957
Reynolds, Chuck (C) Tulsa	1969-70
Reynolds II, Ed (DL) Stanford	2016
Rhett, Errict (RB) Florida	2000
Rhome, Jerry (QB) Tulsa	1969
Rich, Randy (DB) New Mexico	1978-79
Richardson, Daryl (RB) Abilene Christian	#2015
Richardson, Earnest (TE) Jackson State	1974
Richardson, Gloster (WR) Jackson State	1972-74
Richardson, Kyle (P) Arkansas State	2005
Richardson, Sheldon (DE) Missouri	2019-20
Richardson, Trent (RB) Alabama	2012-13
Rice, Denzel (DB) Coastal Carolina	2018
Riddick, Louis (DB) Pittsburgh	1993-95
Rideau, Brandon (WR) Kansas	#2005
Rienstra, John (OL) Temple	1991-92
Righetti, Joe (DT) Waynesburg	1969-70
Risien, Cody (T) Texas A&M	1979-83, 1985-89
Rison, Andre (WR) Michigan State	1995
Roan, Oscar (TE) Southern Methodist	1975-78
Roberson, Derrick (DB) Rutgers	2010
Roberts, Walter (WR) San Jose State	1964-66
Robertson, Craig (LB) North Texas	2012-15
Robinson, Billy (DB) Arizona State	*1987
Robinson, DeJuan (DB) Northern Arizona	*1987
Robinson, Derreck (DL) Iowa	2009-10
Robinson, Fred (G) Washington	1957
Robinson, Gerell (TE) Arizona State	#2014
Robinson, Greg (OL) Auburn	2018-19
Robinson, Mike (DE) Arizona	1981-82
Robinson, Ramzee (DB) Arizona	2009
Robiskie, Brian (WR) Ohio State	2009-11
Rockins, Chris (S) Oklahoma State	1984-87
Rochell, Isaac (DE) Notre Dame	2022
Rogers, Chester (WR) Grambling State	2022
Rogers, Don (S) UCLA	1984-85
Rogers, Shaun (DL) Texas	2008-10
Rogers, Tyrone (DL) Alabama State	1999-04
Rokisky, John (DE) Duquesne	1946
Roman, Nick (DE) Ohio State	1972-74
Romaniszyn, Jim (LB) Edinboro State	1973-74

Rose, Ken (LB) Nevada-Las Vegas	1990
Roth, Matt (LB) Iowa	2009-10
Rouson, Lee (RB) Colorado	1991
Rowe, Patrick (WR) San Diego State	1993
Rowell, Eugene (WR) Southern Mississippi	1990
Royal, Robert (TE) Louisiana State	2009-10
Roye, Orpheus (DL) Florida State	2000-07
Rubin, Ahtyba (DL) Iowa State	2008-14
Rucker, Martin (TE) Missouri	2008, #2009
Rucker, Frostee (DL) Southern California	2012
Rucker, Reggie (WR) Boston University	1975-81
Rudd, Dwayne (LB) Alabama	2001-02
Ruff, Orlando (LB) Furman	2005
Ruhman, Chris (OL) Texas A&M	1999
Runager, Max (P) South Carolina	1988
Rusinek, Mike (NT) California	*1987
Russell, Brian (DB) San Diego State	2005-06
Ryan, Frank (QB) Rice	1962-68
Rymkus, Lou (T) Notre Dame	1946-51
Rypien, Mark (QB) Washington State	1994
S	
Saban, Lou (LB) Indiana	1946-49
Sabatino, Bill (DT) Colorado	1968
Sagapolutele, Pio (DL) Hawaii	1991-95
Salaam, Rashaan (RB) Colorado	1999
Saleh, Tarek (LB/FB) Wisconsin	1999-01
Sanders, Darnell (TE) Ohio State	2002-03
Sanders, Lewis (DB) Maryland	2000-04
Sanders, Steve (WR) Bowling Green	2008
Sandusky, John (T) Villanova	1950-55
Sanford, Brian (DL) Temple	#2010, 2011-13
Sanford, Lucius (LB) Georgia Tech	1987
Sankoh, Tigie (DB) Greenwhich	\$2018-19
Santiago, O.J. (TE) Kent State	#2000, 2001
Saunders, De'Ante (DB) Tennessee State	2015
Scales, Charley (RB) Indiana	1962-65
Scarry, Mike (C) Waynesburg	1946-47
Schaefering, Brian (DL) Lindenwood	2009-11
Schafraath, Dick (G-T) Ohio State	1959-71
Schobert, Joe (LB) Wisconsin	2016-19
Schoen, Tom (DB) Notre Dame	1970
Schultz, Randy (RB) State College (Iowa)	1966
Schwartz, Anthony (WR) Auburn	2021-22, #2023
Schwartz, Mitchell (OL) California	2012-15
Schwenk, Bud (QB) Washington	1946
Scott, Bo (RB) Ohio State	1969-74
Scott, Cedric (DE) Southern Mississippi	2002
Scott, Clarence (DB) Kansas State	1971-83
Scott, Da'Mari (WR) Fresno State	#2018
Sczurek, Stan (LB) Purdue	1963-65
Seals-Jones, Ricky (TE) Texas A&M	2019
Seibert, Austin (K) Oklahoma	2019-20
Seifert, Mike (DE) Wisconsin	1974
Selawski, Gene (T) Purdue	1960
Sellers, Mike (HB) Walla Walla C.C.	2001
Senat, Greg (T) Wagner	#2021
Sendejo, Andrew (S) Rice	2020
Sensanbaugher, Dean (RB) Ohio State	1948
Seymour, Ryan (OL) Vanderbilt	2014
Shaffer, Kevin (OT) Tulsa	2006-08

Sharkey, Ed (G) Nevada	1952
Shavers, Tyrone (WR) Lamar	1991
Shaw, Connor (QB) South Carolina	2014, #2015
Shaw, Jarrod (OL) Tennessee	#2012
Shaw, Sedrick (RB) Iowa	1999
Shea, Aaron (TE) Michigan	2000-05
Sheard, Jabaal (DL/LB) Pittsburgh	2011-14
Shelton, Danny (DL) Washington	2015-17
Shelton, L.J. (OL) Eastern Michigan	2005
Shepherd, Leslie (WR) Temple	1999
Sheppard, Henry (G-T) Southern Methodist	1976-81
Sheriff, Stan (G) California Poly	1957
Sherk, Jerry (DT) Oklahoma State	1970-81
Shiner, Dick (QB) Maryland	1967
Shoals, Roger (T) Maryland	1963-64
Shofner, Jim (DB) Texas Christian	1958-63
Shorter, Jim (DB) Detroit	1962-63
Shula, Don (DB) John Carroll	1951-52
Shurnas, Marshall (WR) Missouri	1947
Sikich, Mike (G) Northwestern	1971
Sikora, Robert (T) Indiana	#1984
Simmons, Tony (WR) Wisconsin	2001
Simonetti, Len (DT) Tennessee	1946-48
Sims, Darryl (DE) Wisconsin	*1987-88
Sims, Mickey (DT) South Carolina State	1977-79
Sipe, Brian (QB) San Diego State	1974-83
Skibinski, Joe (G) Purdue	1952
Skrine, Buster (DB) UT-Chattanooga	2011-14
Slaughter, Webster (WR) San Diego State	1986-91
Slayden, Steve (QB) Duke	#1988
Small, Kiero (FB) Arkansas	2014
Smelley, Brad (TE) Alabama	2012
Smith, Alex (TE) Stanford	2010-12
Smith, Andre (TE) Virginia Tech	2013
Smith, Armond (RB) Union College	2011
Smith, Bob (LB) Nebraska	1955-56
Smith, Brian (LB) Notre Dame	2011
Smith, Chris (DL) Arkansas	2018-19
Smith, C.J. (DB) North Dakota State	2017
Smith, Clifton (LB) Syracuse	2006
Smith, Clifton (RB) Fresno State	2010
Smith, Daryle (OT) Tennessee	1989
Smith, DeAngelo (DB) Cincinnati	#2009
Smith, Derron (DB) Fresno State	2017
Smith, Gaylon (RB) Southwestern	1946
Smith, Irv (TE) Notre Dame	1999
Smith, Jim Ray (G) Baylor	1956-62
Smith, John (WR) Tennessee State	1979
Smith, Ken (TE) New Mexico	1973
Smith, Mark (DL) Auburn	2001-02
Smith, Marquis (S) California	1999-01
Smith, Malcolm (LB) Southern California	2020-21
Smith, Ralph (TE) Mississippi	1965-68
Smith, Rico (WR) Colorado	1992-95
Smith, Rob (OL) Tennessee	2006
Smith, Robaire (DE) Michigan State	2007-10
Smith, Rodney (WR) Florida State	2014
Smith, Shaun (DL) South Carolina	2007-08
Smith, Terrelle (FB) Arizona State	2004-06
Smith, Za'Darius (DE) Kentucky	2023

Snellings, Paul (OL) Georgia	#2000
Snidow, Ron (DE) Oregon	1968-72
Solomon, Scott (LB) Rice	2014-15
Sorensen, Nick (DB) Virginia Tech	2007-10
Sowells, Isaac (OL) Indiana	2006, #2007, 2008
Sparenberg, Dave (G) Western Ontario	*1987
Spears, Quinton (LB) Prairie View A&M	2011
Speedie, Mac (WR) Utah	1946-52
Speegle, Nick (LB) New Mexico State	2005-06
Speer, Del (S) Florida	1993-94
Spencer, Joe (DT) Oklahoma State	1949
Spires, Greg (DL) Florida State	2001
Spriggs, Marcus (DL) Troy State	1999-00, #2001
St. Clair, John (OL) Virginia	2009-10
St. Clair, Mike (DE) Grambling	1976-79
Stallworth, Donte' (WR) Tennessee	2008, #2009
Stamer, Josh (LB) South Dakota	2009
Stams, Frank (LB) Notre Dame	1992-95
Stanfield, Harold (TE) West Virginia Tech	*1987
Stanton, Drew (QB) Michigan State	#2018-19
Stanton IV, Johnny (FB) UNLV	2020-21
Starks, Randy (DL) Maryland	2015
Staroba, Paul (WR) Michigan	1972
Steinbach, Eric (OL) Iowa	2007-10, #2011
Steinbrunner, Don (DE) Washington State	1953
Stephens, Emmanuel (DL) Mississippi	2011-12
Stephens, Larry (DT) Texas	1960-61
Steptoe, Syndric (WR) Arizona	2008-09
Steuber, Bob (RB) Missouri	1946
Stevenson, Rickey (CB) Arizona	1970
Stewart, Andrew (DE) Cincinnati	1989
Stewart, Matt (LB) Vanderbilt	2005-06
Stewart, M.J. (CB) North Carolina	2020-21
Stienke, Jim (DB) Southwest Texas State	1973
Stille, Ben (DL) Nebraska	2022
Stokes, Barry (OL) Eastern Michigan	2002-03
Stoutmire, Omar (DB) Fresno State	#1999
Stover, Matt (K) Louisiana State	1991-95
Stracka, Tim (TE) Wisconsin	1983-84
Streater, Rod (WR) Temple	2018
Strock, Don (QB) Virginia Tech	1988
Strong Jr., Pierre (RB) South Dakota State	2023
Stuckey, Chansi (WR) Clemson	2009-10
Suggs, Lee (RB) Virginia Tech	2003-05
Sullivan, Dave (WR) Virginia	1973-74
Sullivan, Gerry (T-C) Illinois	1974-81
Sullivan, Tom (RB) Miami (Fla.)	1978
Summers, Fred (DB) Wake Forest	1969-71
Sumner, Walt (DB) Florida State	1969-74
Sustersic, Ed (RB) Findlay	1949
Sutter, Ed (LB) Northwestern	1993-95
Swarn, George (RB) Miami (Ohio)	*1987
Switzer, Ryan (WR) North Carolina	#2021
Sykes, Terrance (OL) Louisiana Tech	#2001

T

Taffoni, Joe (T) Tennessee-Martin	1967-70
Takitaki, Sione (LB) Brigham Young	2019-23
Talley, John (TE) West Virginia	1990-91
Tamm, Ralph (G) West Chester State	1990-91
Tanney, Alex (QB) Monmouth	#2013

Tate, Ben (RB) Auburn	2014
Taseff, Carl (DB) John Carroll	1951
Taylor, Adarius (LB) Florida Atlantic	2019
Taylor, Alex (T) South Carolina State	2020-21
Taylor, Ben (LB) Virginia Tech	2002-05
Taylor, Jamar (DB) Boise State	2016-17
Taylor, Phil (DL) Baylor	2011-14
Taylor, Ryan (TE) North Carolina	2014
Taylor, Taywan (WR) Western Kentucky	2019-20
Taylor, Terry (CB) Southern Illinois	1992-93
Taylor, Tyrod (QB) Virginia Tech	2018
Taylor, Vincent (DT) Virginia Tech	2020
Teets, Dick (LB) Wisconsin	*1987
Teifke, Mike (C) Akron	*1987
Telfer, Randall (TE) Southern California	#2015, 2016-17
Teller, Wyatt (G) Virginia Tech	2019-23
Tennell, Derek (TE) UCLA	*1987-89
Terlep, George (QB) Notre Dame	1948
Terrell, Ray (RB) Mississippi	1946-47
Testaverde, Vinny (QB) Miami (Fla.)	1993-95
Thaxton, Jim (TE) Tennessee State	1974
Thierry, John (LB-DE) Alcorn State	1999
Thigpen, Tyler (QB) Coastal Carolina	#2014
Thomas, Chad (DL) Miami (Fla.)	2018-19
Thomas III, Charlie (LB) Georgia Tech	2023
Thomas, Isaiah (DL) Oklahoma	2022
Thomas, Joe (OT) Wisconsin	2007-17
Thomas, Johnny (CB) Baylor	1995
Thomas, Santonio (DL) Miami (Fla.)	2008
Thomas, Tavierre (DB) Ferris State	2018-20
Thome, Chris (OL) Minnesota	1991-92
Thompson, Bennie (DB) Grambling	1994-95
Thompson, Chaun (LB) West Texas A&M	2003-07
Thompson, Kevin (QB) Penn State	2000, #2002
Thompson, Mike (DT) Wisconsin	1999-00
Thompson, Tedric (S) Colorado	2020-21
Thompson, Tommy (LB) William & Mary	1949-53
Thompson-Robinson, Dorian (QB) UCLA	2023
Thornhill, Juan (S) Virginia	2023
Thornton, John (DL) Cincinnati	1991
Tidmore, Sam (LB) Ohio State	1962-63
Tierney, Leo (C) Georgia Tech	1978
Tillman, Cedric (WR) Tennessee	2023
Tillman, Lawyer (WR) Auburn	1989, 1992-93
Tinsley, Keith (WR) Pittsburgh	*1987
Togia, Tommy (DT) Ohio State	2021-22
Tomczak, Mike (QB) Ohio State	1992
Tomlinson, Dalvin (DT) Alabama	2023
Trautwein, Phil (OL) Florida	#2009
Treggs, Bryce (WR) California	2017
Tretter, JC (OL) Cornell	2017-21
Tripp, Kiante (OL) Georgia	2011
Troceno, Rick (DB-QB) Pittsburgh	1981-83
Trufant, Isaiah (DB) Eastern Washington	#2014
Trusnik, Jason (LB) Ohio Northern	2009-10
Tucker, Ryan (OT) Texas Christian	2002-09
Tucker, Travis (TE) Southern Connecticut State	1985-87
Tupa, Tom (QB-P) Ohio State	#1993, 1994-95
Turbin, Robert (RB) Utah State	2015
Turnbow, Jesse (DT) Tennessee	1978

Turner, Eric (S) UCLA	1991-95
Turner, Kevin (LB) Pacific	1982
Tyms, Brian (WR) Florida A&M	2013
U	
Ulinski, Ed (G) Marshall	1946-49
Unck, Mason (LB) Arizona State	2003-06
Upshaw, Marvin (DE) Trinity	1968-69
V	
Vallejo, Tanner (LB) Boise State	2018
Vallos, Steve (OL) Wake Forest	2010-11
Van Dyke, Ralph (T) Southern Illinois	*1987
Van Pelt, Brad (LB) Michigan State	1986
Vardell, Tommy (RB) Stanford	1992-95
Veikune, David (LB) Hawaii	2009
Ventrone, Ray (DB) Villanova	2009-12
Verba, Ross (OL) Iowa	2001-02, 2004
Vernon, Olivier (DE) Miami (Fla.)	2019-20
Verser, David (WR) Kansas	*1987
Vickers, Lawrence (FB) Colorado	2006-10
Vitale, Danny (FB) Northwestern	2016-17
W	
Wade, Trevin (DB) Arizona	2012
Wagner, Bryan (P) Cal-State Northridge	1989-90
Walters, Van (LB) Indiana	1988-91
Walker Jr., Anthony (LB) Northwestern	2021-23
Walker, Dwight (RB-WR) Nicholls State	1982-84
Walker, P.J. (QB) Temple	2023
Wallace, Calvin (DE) West Virginia Tech	*1987
Wallace, Martin (OL) Temple	2013
Wallace, Seneca (QB) Iowa State	2010-11
Walls, Everson (DB) Grambling	1992-93
Walls, Raymond (DB) Southern Mississippi	2002
Walters, Dale (P) Rice	*1987
Ward, Carl (DB) Michigan	1967-68
Ward, Denzel (DB) Ohio State	2018-23
Ward, T.J. (DB) Oregon	2010-13
Warfield, Paul (WR) Ohio State	1964-69, 1976-77
Warren, Gerard (DL) Florida	2001-04
Washington, Brian (S) Nebraska	1988
Washington, Ted (NT) Louisville	2006-07
Watford, Earl (OL) James Madison	2018
Watkins Jr., Austin (WR) UAB	#2023
Watkins, Tom (RB) Iowa State	1961
Watson, Benjamin (TE) Georgia	2010-12
Watson, Deshaun (QB) Clemson	2022-23
Watson, Karlton (QB) Winston-Salem	*1987
Watson, Leroy (T) Texas San Antonio	2023
Watson, Louis (WR) Mississippi Valley State	*1987
Watson, Remi (WR) Bethune-Cookman	*1987
Weaver, Curtis (DE) Miami (Fla.)	#2020, 2021, #2022
Weeden, Brandon (QB) Oklahoma	2012-13
Weatherly, Stephen (DL) Vanderbilt	#2022
Weathers, Clarence (WR) Delaware State	1985-88
Weathers, Curtis (TE-LB) Mississippi	1979-85
Webb, B.W. (DB) William & Mary	#2017
Webb, Ken (RB) Presbyterian	1963
Weber, Chuck (DE) West Chester State	1955-56
Webster, Larry (DT) Maryland	1995
West, Terrance (RB) Towson	2014

Westmoreland, Eric (LB) Tennessee.....	2004
Weston, Isaiah (WR) Northern Iowa.....	2022
White, Bob (RB) Stanford.....	1955
White, Charles (RB) Southern California.....	1980-82, 1984
White, Jamel (RB) South Dakota.....	2000-03
White, James (DE) Louisiana State.....	#1985
White, Lorenzo (RB) Michigan State.....	1995
Whitehead, Jermaine (DB) Auburn.....	2018-19
Whitehurst, Charlie (QB) Clemson.....	2016
Whitlow, Bob (C) Arizona.....	1968
Whitner, Donte (DB) Ohio State.....	2014-15
Whittaker, Fozzy (RB) Texas.....	2013
Whitwell, Mike (WR-S) Texas A&M.....	1982-83
Wiggin, Paul (DE) Stanford.....	1957-67
Wilburn, Barry (CB) Mississippi.....	1992
Wilds, Brandon (RB) South Carolina.....	#2017
Wilkins, Jordan (RB) Mississippi.....	#2023
Wilkinson, Jerry (DE) Oregon State.....	1980
Williams, A.D. (WR) College of the Pacific.....	1960
Williams, Arthur (WR) Abilene Christian.....	*1987
Williams, Clarence (RB) Washington State.....	1993
Williams, Corey (DL) Arkansas State.....	2008-09
Williams, Demetrius (WR) Oregon.....	2010
Williams, Dexter (RB) Notre Dame.....	#2021
Williams, Eddie (FB) Idaho.....	2011, #2012
Williams, Gene (T-G) Iowa State.....	1993-94
Williams, Greedy (DB) Louisiana State.....	2019, #2020, 2021-22
Williams, James (LB) Mississippi State.....	1999
Williams, Kasen (WR) Washington.....	2017
Williams, K'Waun (DB) Pittsburgh.....	2014-15
Williams, Marquez (FB) Miami (Fla.).....	2017
Williams, Larry (G) Notre Dame.....	1986-88
Williams, Lawrence (KR) Texas Tech.....	1977
Williams, Leon (LB) Miami (Fla.).....	2006-08, #2009
Williams, Ray (WR) Clemson.....	*1987
Williams, Roosevelt (DB) Tuskegee.....	2003
Williams, Sidney (LB) Southern.....	1964-66
Williams, Stacy (DB) East Texas State.....	*1987
Williams Sr., Tramon (DB) Louisiana Tech.....	2015-16
Williams, Tony (T) Kansas State.....	1993
Williams, Wally (C) Florida A&M.....	1993-95
Willies, Derrick (WR) Texas Tech.....	2018, 2020
Willis, Bill (G-LB) Ohio State.....	1946-53
Wills Jr., Jedrick (T) Alabama.....	2020-23
Wilson, Howard (DB) Houston.....	#2017, #2018
Wilson, Mack (LB) Alabama.....	2019-21
Wilson, Tom (RB) No College.....	1962
Wilson, Travis (WR) Oklahoma.....	2006, #2007
Wilson, Troy (CB) Notre Dame.....	*1987
Wimbley, Kamerion (LB) Florida State.....	2006-09
Windsor, Rod (WR) Western New Mexico.....	#2011
Winfrey, Perrion (DL) Oklahoma.....	2022
Wingle, Blake (G) UCLA.....	*1987
Winn, Billy (DL) Boise State.....	2012-14
Winovich, Chase (DL) Michigan.....	2022
Winslow, George (P) Villanova.....	1987
Winslow, Kellen (TE) Miami (Fla.).....	2004, #2005, 2006-08
Winston, Glenn (RB) Northwood.....	2014-15, #2016
Winters, Frank (C) Western Illinois.....	1987-88
Wise, Mike (DL) California-Davis.....	1991

Wiska, Jeff (G) Michigan State.....	1986
Wohlabaugh, Dave (C) Syracuse.....	1999-02
Wolfley, Ron (RB) West Virginia.....	1992-93
Womack, Floyd (OL) Mississippi State.....	2009-10
Woods, Michael (WR) Oklahoma.....	2022, #2023
Woods, Rob (OL) Arizona.....	1991
Woodson-Luster, Xavier (LB) Arkansas State.....	2018
Woolsey, Rolly (DB) Boise State.....	1977
Wooten, John (G) Colorado.....	1959-67
Word, Mark (DE) Jacksonville State.....	2002-03
Wren, Junior (DB) Missouri.....	1956-59
Wright, Alex (DE) Alabama-Birmingham.....	2022-23
Wright, Alvin (NT) Jacksonville State.....	1992
Wright, Eric (DB) UNLV.....	2007-10
Wright, Felix (S) Drake.....	1985-90
Wright, Gabe (DL) Auburn.....	2016
Wright, George (DT) Sam Houston.....	1972
Wright, Jason (RB) Northwestern.....	2005-08
Wright, Keith (WR-KR) Memphis State.....	1978-80
Wright, Kenny (DB) Northwestern State.....	2007
Wright III, Scooby (LB) Arizona.....	#2016
Wycinsky, Craig (G) Michigan State.....	1972
Wynn, Dylan (DL) Oregon State.....	#2016
Wynn, Spergon (QB) Southwest Texas State.....	2000
Wypler, Luke (C) Ohio State.....	2023

Y

Yanchar, Bill (DT) Purdue.....	1970
Yates, Billy (OL) Texas A&M.....	2009-10
Yonakor, John (DE) Notre Dame.....	1946-49
York, Cade (K) Louisiana State.....	2022
Young, Usama (DB) Kent State.....	2011-12
Young, George (DE) Georgia.....	1946-53
Young, Glen (WR) Mississippi State.....	1984-85, 1987-88
Young, Scott (OL) Bringham Young.....	2008
Young, Trevon (DE) Louisville.....	#2020
Youngblood, George (DB) California State (Los Angeles).....	1967
Youngelman, Sid (DT) Alabama.....	1959
Yount, Christian (LS) UCLA.....	2011-14
Yovanovits, Dave (OL) Temple.....	2005

Z

Zahursky, Steve (OL) Kent State.....	1999-00
Zastudil, Dave (P) Ohio University.....	2006-10
Zeier, Eric (QB) Georgia.....	1995
Zeitler, Kevin (OL) Wisconsin.....	2017-18
Zeno, Lance (C) UCLA.....	1992-93
Zettel, Anthony (DL) Penn State.....	2018
Zimmer, Justin (DT) Ferris State.....	2019

0

Greg Newsome (2023)

1

Dino Hall (1979)
 Homer Jordan (*1987)
 Michael Jackson (1991-93)
 Juan Thornhill (2023)

2

Tony DeLeone (1987)
 Jerry Kauric (1990)
 Tim Couch (1999-2003)
 Reggie Hodges (2009-10, #2011, 2012)
 Johnny Manziel (2014-15)
 Patrick Murray (2016)
 Zane Gonzalez (2018)
 Austin Seibert (2020)
 Cody Parkey (2020)
 Dustin Colquitt (2021)
 Amari Cooper (2022-23)

3

Mark Moseley (1986)
 Brian Franco (*1987)
 Goren Lingmerth (*1987)
 Matt Stover (1991-95)
 Derrick Frost (2003)
 Derek Anderson (#2005, 2006-09)
 Brandon Weeden (2012-13)
 Pat Devlin (#2015)
 Cody Parkey (2016)
 Garrett Gilbert (2019)
 Chase McLaughlin (2021)
 Cade York (2022)
 Marquise Goodwin (2023)

4

Max Runager (1988)
 Rico Smith (1992)
 Phil Dawson (1999-2012)
 Tyler Thigpen (#2014)
 Britton Colquitt (2016-18)
 Austin Seibert (2019)
 Anthony Walker Jr. (2021)
 Deshaun Watson (2022-23)

5

Webster Slaughter (1986)
 George Winslow (1987)
 Dale Waters (*1987)
 Brett Conway (2003)
 Jeff Garcia (2004)
 Scott Player (2007)
 Brett Ratliff (#2009, #2010)
 Spencer Lanning (2013-14)
 Zane Gonzalez (2017)
 Tyrod Taylor (2018)
 Drew Stanton (#2019)
 Case Keenum (2020-21)
 Anthony Walker (2022-23)

6

Remi Watson (*1987)
 Lang Campbell (#2006)
 Seneca Wallace (2010-11)
 Brian Hoyer (2013-14)
 Travis Coons (2015)
 Cody Kessler (2016-17)
 Baker Mayfield (2018-21)
 Jeremiah Owusu-Koramoah (2023)

7

Terry Luck (1977)

Terry Nugent (#1984)
 Jeff Gossett (1983, 1985-87)
 Steve Slayden (#1988)
 Tom Tupa (#1993, 1994-95)
 Josh Harris (#2004)
 Paul Ernter (2007)
 Bruce Gradkowski (2008)
 Brad Maynard (2011)
 Alex Tanney (#2013)
 Austin Davis (2015)
 Joe Callahan (#2016)
 DeShone Kizer (2017)
 Jamie Gillan (2019-21)
 Jacoby Brissett (2022)
 Dustin Hopkins (2023)

8

Gary Marangi (#1977)
 Johnny Evans (1978-80)
 Jeff Jaeger (1987)
 Brad Goebel (1992-94)
 Nate Hybl (2003)
 Derrick Frost (2004)
 Trent Dilfer (2005)
 Billy Cundiff (2009, 2013-14)
 Richmond McGree (2011)
 Josh Johnson (2012)
 Brandon Bogotay (#2013)
 Andy Lee (2015)
 Kevin Hogan (2016-17)
 Chris Naggar (2021)
 Kellen Mond (2022)
 Elijah Moore (2023)

9

Greg Coleman (1977)
 Matt Bahr (1981-89)
 Jim McMahon (#1995)
 Charlie Frye (2005-07)
 Thaddeus Lewis (#2011, 2010)
 Connor Shaw (2014, #2015)
 Drew Stanton (#2018)
 Nick Mullens (2021)
 Jakeem Grant (#2022, #2023)

10

John Borton (1957)
 Chris Gartner (1974)
 Dave Mays (1976-77)
 Dave Jacobs (1981)
 Tom Flick (1984)
 Mike Pagel (1986-90)
 Mike Elkins (#1991)
 Eric Zeier (1995)
 Jamie Martin (#1999)
 Kevin Thompson (2000)
 Tony Graziani (#2000)
 Kelly Holcomb (2001-04)
 Kyle Richardson (2005)
 Brady Quinn (2007-09)
 Jordan Norwood (#2010, 2011-12)
 Armanti Edwards (2013)
 Garrett Hartley (2014)
 Darius Jennings (2015)
 Robert Griffin III (2016)
 Sammie Coates (2017)
 Da'Mari Scott (#2018)
 Taywan Taylor (2019-20)
 Anthony Schwartz (2021-22, #2023)
 P.J. Walker (2023)

11

Jim Ninowski (1964-66)
 Don Gault (1970)
 Lee Johnson (1987-88)
 Jeff Christensen (*1987)
 Brian Hansen (1991-93)
 Mark Rypien (1994)
 Ty Detmer (1999)
 Brandon Rideau (#2005)
 Ken Dorsey (2006-08)
 Mohamed Massaquoi (2009-12)
 Charles Johnson (#2013)
 Travis Benjamin (2014-15)
 Terrelle Pryor Sr. (2016)
 Reggie Davis (2017)
 Bryce Treggs (2017)
 Jordan Leslie (2017)
 Antonio Callaway (2018-19)
 Donovan Peoples-Jones (2020-23)
 James Proche II (2023)

12

Don Cockroft (1968-80)
 Rick Trocano (1981-83)
 Karlton Watson (*1987)
 Don Strock (1988)
 Jeff Graham (#1989)
 Vinny Testaverde (1993-95)
 Josh Booty (#2001-03)
 Luke McCown (2004)
 Doug Johnson (#2005)
 Syndric Steptoe (2008-09)
 Colt McCoy (2010-12)
 Josh Gordon (2013-14, #2015-16, 2017-18)
 Blake Jackson (#2018)
 KhaDarel Hodge (2019-20)
 Chris Blewitt (#2022)
 Michael Woods II (2022, #2023)
 Jeff Driskel (2023)

13

Frank Ryan (1962-68)
 Don Horn (1973)
 Joe Pizzo (*1987)
 Jeff Francis (1990, #1992)
 Spergon Wynn (2000)
 Richard Bartel (#2008)
 Yamon Figurs (2010)
 Rod Windsor (#2011)
 Josh Gordon (2012)
 Rodney Smith (2014)
 Josh McCown (2015-16)
 Rod Streater (2018)
 Odell Beckham Jr. (2019-21)
 Corey Bojorquez (2022-23)

14**OTTO GRAHAM** (1952-55)**15**

Bert Rechichar (1952)
 Ken Gorgal (1953-54)
 Tommy O'Connell (1956-57)
 Jim Ninowski (1958-59, 1962-63)
 Glynn Griffing (1964)
 Gary Lane (1966-67)
 Mike Phipps (1970-76)
 Mark Miller (1978-79)
 Steve Cox (1981-84)
 Bryan Wagner (1989-90)
 Donny Brady (1995)

Jeff Brohm (#2000)
 Dave Zastudil (2006-10)
 Greg Little (2011-12)
 Davone Bess (2013)
 Marlon Moore (2014-15)
 Charlie Whitehurst (2016)
 Mario Alford (2016)
 Ricardo Louis (#2018)
 DJ Montgomery (#2019)
 Adrian Colbert (2021)
 Ryan Switzer (#2021)
 Joshua Dobbs (2022)
 Joe Flacco (2023)

16

George Ratterman (1952-56)
 Milt Plum (1957-61)
 Bill Nelsen (1968-72)
 Will Cureton (1975)
 Paul McDonald (1980-85)
 Selwyn Jones (1993-94)
 Ray Ethridge (#1995)
 Kevin Thompson (2000, #2002)
 Joshua Cribbs (2005-12)
 Caleb Hanie (#2013)
 Andrew Hawkins (2014-16)
 Derrick Willies (2020)
 Jaelon Darden (2022-23)

17

Jerry Rhome (1969)
 Brian Sipe (1974-83)
 Todd Philcox (1991-93)
 Chris Gardocki (1999-2003)
 Braylon Edwards (2005-09)
 Jake Delhomme (2010)
 Jason Campbell (2013)
 LeRon Byrd (2014)
 Terrelle Pryor Sr. (2015)
 Greg Joseph (2018)
 Kyle Lauletta (#2021)
 Isaiah Weston (#2022)
 Daylen Baldwin (2022)
 Dorian Thompson-Robinson (2023)

18

Vito Parilli (1956)
 Bob Freeman (1957-58)
 Bob Ptacek (1959)
 Len Dawson (1960-61)
 John Furman (1962)
 Dick Shiner (1967)
 Ben Hawkins (1974)
 Gary Danielson (1985, 1987-88)
 Vernon Joines (1989-90)
 Mike Tomczak (1992)
 Doug Pederson (2000)
 Tony Simmons (2001)
 Kendrick Mosley (2006)
 Donte' Stallworth (2008, #2009)
 Carlton Mitchell (2010-11)
 Greg Little (2013)
 Taylor Gabriel (2014-15)
 Kenny Britt (2017)
 Damion Ratley (2018-19)
 Marvin Hall (2020)
 David Bell (2022-23)

19

Billy Lefear (1972)
 Bernie Kosar (1985-93)

Frisman Jackson (2004)
 Miles Austin (2014)
 Corey Coleman (2016-17)
 Breshad Perriman (2018)
 JoJo Natson (2020-21)
 Reggie Ragland (2022)
 Cedric Tillman (2023)

20

Mike Scarry (1946-47)
 Lou Saban (1948-49)
 Hal Herring (1950-51)
 Ken Carpenter (1952-53)
 Don Paul (1954-58)
 Ross Fichtner (1960-67)
 Fred Summers (1969-71)
 Jim Stienke (1973)
 Tony Peters (1975-78)
 Doug Dennison (1979)
 Judson Flint (1980-82)
 Don Rogers (1984-85)
 Joe Morris (1991)
 Alan Haller (1992)
 Earnest Byner (1994-95)
 Johnny Thomas (1995)
 Omar Stoutmire (#1999)
 Earl Little (1999-04)
 Pete Hunter (2005)
 Ralph Brown (2006)
 Mike Adams (2007-11)
 Montario Hardesty (2012)
 Shaun Draughn (2014-15)
 Brieann Boddy-Callhoun (2016-18)
 Tavierre Thomas (2019-20)
 Greg Newsome (2021-22)
 Pierre Strong Jr. (2023)

21

Dean Brown (1969)
 Stan Brown (1971)
 Van Green (1973-76)
 Oliver Davis (1977-80)
 Mike Whitwell (1983)
 Corey Gilmore (*1987)
 Eric Metcalf (1989-94)
 Earnest Byner (1995)
 Marquis Smith (1999-01)
 Lewis Sanders (2002-03, 2004)
 James Jackson (2004)
 Brodney Pool (2005-09)
 Eric Wright (2010)
 Dmitri Patterson (2011-12)
 Chris Owens (2013)
 Justin Gilbert (2014-15)
 Jamar Taylor (2016-17)
 Denzel Ward (2018-23)

22

Frank Gatski (1946-51)
 Rex Bumgardner (1952)
 Ken Konz (1953-59)
 Rich Mostardi (1960)
 Tom Watkins (1961)
 Lowell Caylor (1964)
 Bobby Franklin (1966)
 Billy Devrow (1967)
 Clarence Scott (1971-83)
 Felix Wright (1985-90)
 Perry Kemp (*1987)
 Vince Newsome (1991-92)

Ricky Powers (1995)
 Tim McTyer (1999)
 Todd Franz (2000)
 Michael Jameson (2002-04)
 Brandon McDonald (2007-09)
 Derrick Roberson (2010)
 Mike Bell (2010)
 Buster Skrine (2011-14)
 Tramon Williams Sr. (2015-16)
 Jabrill Peppers (2017-18)
 Eric Murray (2019)
 Grant Delpit (#2020, 2021-23)

23

Larry Benz (1963-65)
 Clifford Brooks (1972-74)
 Bill Craven (1976)
 Larry Collins (1978)
 Mark Kafentzis (1982)
 Mark Harper (1986-90)
 DeJuan Robinson (*1987)
 Randy Baldwin (1992-94)
 Earnest Hunter (1995)
 Marquez Pope (1999)
 Errict Rhett (2000)
 Devin Bush (2001-02)
 C.J. Jones (#2003)
 Adimchinobe Echemandu (2004)
 Ray Mickens (2005)
 Chris Barclay (#2006)
 Gary Baxter (#2007)
 Travis Daniels (2008)
 Hank Poteat (2009)
 Joe Haden (2010-16)
 Howard Wilson (#2017)
 Damarious Randall (2018-19)
 Andrew Sendejo (2020)
 Troy Hill (2021)
 Martin Emerson Jr. (2022-23)

24

Mel Maceau (1946-48)
 Tommy Thompson (1949-51)
 Warren Lahr (1952-59)
 Bobby Franklin (1960-65)
 Ernie Kellermann (1966-71)
 Bobby Majors (1972)
 Pete Athas (1975)
 Terry Brown (1976)
 Randy Rich (1978-79)
 Autry Beamon (1980-81)
 Cleotha Montgomery (1981)
 Vagas Ferguson (1983)
 Greg Best (1984)
 Ray Ellis (1986-87)
 Anthony Blaylock (1988-91)
 Randy Baldwin (#1991-92)
 Terry Taylor (1992-93)
 Reginald Jones (#1994)
 Corey Fuller (1999-01)
 Robert Griffith (2002-04)
 Gary Baxter (2005-06)
 Eric Wright (2007-09)
 Sheldon Brown (2010-12)
 Johnson Bademosi (2013-15)
 Ibraheim Campbell (2016-17)
 Howard Wilson (#2018)

Bobby Majors (1972)
Pete Athas (1975)
Terry Brown (1976)
Randy Rich (1978-79)
Autry Beamon (1980-81)
Cleotha Montgomery (1981)
Vagas Ferguson (1983)
Greg Best (1984)
Ray Ellis (1986-87)
Anthony Blaylock (1988-91)
Randy Baldwin (#1991-92)
Terry Taylor (1992-93)
Reginald Jones (#1994)
Corey Fuller (1999-01)
Robert Griffith (2002-04)
Gary Baxter (2005-06)
Eric Wright (2007-09)
Sheldon Brown (2010-12)
Johnson Bademosi (2013-15)
Ibraheim Campbell (2016-17)
Howard Wilson (#2018)
Nick Chubb (2018-23)

25

Charles Leigh (1968-69)
Frank Pitts (1971-73)
Rolly Woolsey (1977)
Pat Moriarty (1979)
Charles White (1980-82,84)
Vincent Barnett (*1987)
Anthony Florence (1991)
Alfred Jackson (1991-92)
Dana Hall (1995)
Sedrick Shaw (1999)
Lewis Sanders (2000)
Corey Fuller (2002)
Chris Crocker (2003-05)
Justin Hamilton (2006)
Kenny Wright (2007)
Terry Cousin (2008)
Coye Francies (2009)
Chris Ogonnaya (2011-13)
Ifo Ekpre-Olomu (#2015)
George Atkinson III (2016)
Dontrell Hilliard (2018-20)
Brian Allen (#2020)
Demetric Felton (2021-22)
Khalef Hailassie (2023)

26

Ray Renfro (1952-63)
Dave Raimey (1964)
Reece Morrison (1968-72)
Billy Lefear (1972-75)
Tom Sullivan (1978)
Dino Hall (1979-83)
Greg Allen (1985)
Arthur Williams (*1987)
Keith Jones (1989)
Raymond Clayborn (1990-91)
Ron Wolfley (1992-93)
Michael Davis (1995)
Anthony Malbrough (2000)
Dyshod Carter (2001)
Nick Maddox (2003)
Sean Jones (2005-08)
Abram Elam (2009-10)
Trevin Wade (2012)
Willis McGahee (2013)

Pierre Desir (2014-15)
Marcus Burley (2016)
Derrick Kindred (2017-18)
Greedy Williams (2019, #2020, 2021-22)
Rodney McLeod (2023)

27

Walter Roberts (1964-66)
Carl Ward (1967-68)
Randy Minniear (1970)
Rickey Stevenson (1970)
Thom Darden (1972-74, 1976-81)
Gary Davis (#1981)
Mike Whitwell (1982)
Al Gross (1983-87)
Brian Dudley (*1987)
Derrick Gainer (1990)
Derrick Douglas (1991)
Stevon Moore (1992-95)
Karim Abdul-Jabbar (1999)
Lamar Chapman (2000-01)
Roosevelt Williams (2003)
Dee Brown (2004)
Brian Russell (2005-06)
Nick Sorensen (2007-10)
Eric Hagg (2011-12)
Edwin Baker (2013)
Robert Turbin (2015)
Daryl Richardson (#2015)
Matthew Dayes (2017)
Tavierre Thomas (2018)
Kareem Hunt (2019-23)

28

Dick Deschaine (1958)
Ben Davis (1967-68, 1970-73)
Eddie Brown (1974-75)
Ron Bolton (1976-82)
Herman Fontenot (1985-88)
Steve Pierce (*1987)
Robert Goins (*1987)
Tyrone Shavers (1991)
James Brooks (1992)
Erik McMillan (1993)
Everson Walls (1992-93)
Don Griffin (1994-95)
Rashidi Barnes (2000)
Leigh Bodden (2003-07)
Allen Patrick (2008)
James Davis (2009-10)
Clifton Smith (2010)
Sabby Piscitelli (2010)
Usama Young (2011-12)
Dion Lewis (#2013)
Terrance West (2014)
Glenn Winstin (2015, #2016)
Darius Hillary (#2016, 2017)
E.J. Gaines (2018)
Kevin Johnson (2020)
Jeremiah Owusu-Koramoah (2021-22)
Mike Ford Jr. (2023)

29

Tommy McDonald (1968)
Walt Sumner (1969-74)
Hanford Dixon (1981-89)
Brent Fullwood (1990)
Eric Turner (1991-95)
Rashaan Salaam (1999)
James Jackson (2001-03)

Jason Wright (2005-08)
Maquis Floyd (#2009)
Thomas Brown (#2009)
Brandon Jackson (#2011, 2012)
Leon McFadden (2013)
Duke Johnson Jr. (2015-18)
Sheldrick Redwine (2019-20)
Herb Miller (2021-22)
Cameron Mitchell (2023)

30

Bill Willis (1946-51)
Emerson Cole (1952)
Sherman Howard (1953)
Maurice Bassett (1954-56)
Lew Carpenter (1957-58)
Bernie Parrish (1959-66)
Ron Johnson (1969)
Ken Brown (1970-75)
Cleo Miller (1976-82)
Boyce Green (1983-85)
Billy Robinson (*1987)
Thane Gash (1988-90)
Jamel White (2000-2003)
Antonio Perkins (2005-06)
Ricardo Colclough (#2007)
Gerard Lawson (2008-09)
Eric King (2010)
Jim Leonhard (2014)
Ibraheim Campbell (2015)
Derrick Kindred (2016)
Jason McCourty (2017)
D'Ernest Johnson (2019-22)
Jordan Wilkins (#2023)
Duron Harmon (2023)

31

Charley Harraway (1966-68)
Bob Hunt (1974)
Cleo Miller (1975)
James Black (1984)
Frank Minnifield (1984-92)
Stacey Hairston (1993-95)
Raymond Jackson (1999-01)
William Green (2002-05)
Jereme Perry (2006)
Jamal Lewis (2007-09)
Montario Hardesty (#2010, 2011)
Prince Miller (2012)
Donte Whitner (2014-15)
Trey Caldwell (2016)
Brandon Wilds (#2017)
Reggie Porter (2017)
Justin Burris (2018-19)
Andy Janovich (2020-21)
Thomas Graham Jr. (2022, #2023)
Deon Jackson (2023)
Vincent Gray (2023)

32

Lin Houston (1946-51)
Harry Jagade (1952-53)
Fred Morrison (1954-56)
JIM BROWN (1957-65)

33

Randy Schultz (1966)
Nathaniel James (1968)
Tom Schoen (1970)
Bo Cornell (1971-72)
Reggie Rucker (1975-81)

Curtis Dickey (1985-86)
 Kirk Jones (*1987)
 Mike Oliphant (1989)
 Leroy Hoard (1990-95)
 Daylon McCutcheon (1999-05)
 DeAngelo Smith (#2009)
 Thomas Clayton (2011)
 Trent Richardson (2012-13)
 Jordan Poyer (2013-16)
 Darius Jackson (#2017)
 Phillip Gaines (2018)
 Tigie Sankoh (\$2019)
 Ronnie Harrison Jr. (2020-22)
 Ronnie Hickman (2023)

34

George Cherokee (1946)
 Bob Gaudio (1947)
 Abe Gibron (1950-51)
 Walt Michaels (1952-61)
 Stan Sczurek (1963)
 Ken Webb (1963)
 Mike Howell (1965-72)
 Greg Pruitt (1973-81)
 David Green (1982)
 Kevin Mack (1985-93)
 Marcus Lee (1994)
 Lorenzo White (1995)
 Madre Hill (1999)
 Chris Floyd (2000)
 Ben Gay (2001)
 R.J. Bowers (2002-03)
 Lewis Sanders (2004)
 Reuben Droughns (2005-06)
 Chris Jennings (2009)
 Thomas Clayton (2010)
 James Dockery (2011)
 Bobby Rainey (2013)
 Isaiah Crowell (2014-17)
 Carlos Hyde (2018)
 Robert Jackson (2019-20)
 Brian Allen (2021)
 Tim Harris (2021)
 Dexter Williams (#2021)
 Jerome Ford (2022-23)

35

Alex Agase (1948-51)
 Galen Fiss (1956-66)
 Larry Conjar (1967)
 Bo Scott (1969-74)
 Brian Duncan (1976-77)
 Calvin Hill (1978-81)
 Enis Jackson (*1987)
 Stacey Driver (*1987)
 Will Hill (1988)
 Barry Redden (1989-90)
 Perry Phenix (#2001)
 Dyshod Carter (2004)
 Jerome Harrison (2006-10)
 Armond Smith (2011)
 Fozzy Whittaker (2013)
 Isaiah Trufant (#2014)
 Don Jones (2015-16)
 Darius Jackson (#2016)
 C.J. Smith (2017)
 Jermaine Whitehead (2018-19)
 Jovante Moffatt (2020-21)
 Charlie Thomas III (2023)

36

Ed Ulinski (1946-49)
 Tommy Thompson (1950)
 Marion Motley (1952-53)
 Ed Modzelewski (1955-59)
 Billy Kinard (1956)
 Jamie Caleb (1960)
 Charley Scales (1962-65)
 Nick Pietrosante (1966-67)
 Dick Davis (1969)
 Steve Engel (1970)
 Henry Hynoski (1975)
 Eddie Payton (1977)
 Bill Jackson (1982)
 Stephen Braggs (1987-91)
 Vince Carreker (*1987)
 Fred Foggie (1992)
 Issac Booth (1994-95)
 Chris Akins (2001-02)
 Ron Israel (2003)
 Corey McIntyre (2005)
 Ben Emanuel (#2006)
 Coye Francies (2010)
 K'Waun Williams (2014-15)
 Derron Smith (2017)
 Jeremiah McKinnon (2018)
 Elijah McGuire (2019)
 M.J. Stewart (2020-21)
 Riley Patterson (2023)

37

George Groves (1946)
 Bob Kolesar (1946)
 Jamie Caleb (1965)
 Hugh McKinnis (1973-75)
 Chris Rockins (1984-87)
 Harlon Barnett (1990-92)
 Bennie Thompson (1994-95)
 Anthony Henry (2001-04)
 Mike Hawkins (2006)
 Anthony Madison (2009)
 Johnson Bademosi (2012)
 Josh Aubrey (2013)
 Trae Elston (2016)
 Denzel Rice (2018)
 Tre Harbison (#2021)
 Tedric Thompson (2020-21)
 D'Anthony Bell (2022-23)

38

Weldon Humble (1947-50)
 Bob Gaudio (1951)
 Maurice Bassett (1954)
 Sam Baker (1960-61)
 Stan Sczurek (1963-65)
 Larry Poole (1975-77)
 Johnny Davis (1982-87)
 Larry Mason (*1987)
 Alvin Horn (*1987)
 George Swarn (*1987)
 Odie Harris (1991-92)
 Antonio Langham (1994-95, 1999)
 Earthwind Moreland (2001)
 Therrian Fontenot (2006)
 Cedric Peerman (#2009)
 Ramzee Robinson (2009)
 Julian Posey (2013)
 Aaron Berry (2014)
 B.W. Webb (#2017)

T.J. Carrie (2018-19)
 A.J. Green (2020-23)

39

Alex Kapter (1946-47)
 Billy Pritchett (1975)
 Major Everett (1986, *1987)
 Stanley Carraway (*1987)
 Randy Hilliard (1990-93)
 Marlon Forbes (1999)
 Brandon Jennings (#2001)
 Michael Lehan (2003-05)
 Daven Holly (2006-08)
 Tashaun Gipson (2012-15)
 Ed Reynolds II (2016)
 Justin Currie (2017)
 Terrance Mitchell (2018-20)
 Richard LeCounte III (2021-22)
 Matt Haack (2023)

40

Jim Daniell (1946)
 Dub Jones (1952-55)
 Preston Carpenter (1956-59)
 Prentice Gault (1960)
 Preston Powell (1961)
 Howard Cassidy (1962)
 Jim Shorter (1962-63)
 Erich Barnes (1965-71)
 Preston Anderson (1974)
 Tom London (1978)
 Rod Perry (1983-84)
 Mike McCade (*1987)
 Kyle Kramer (1989)
 Lynn James (1991)
 Tarek Saleh (1999-00)
 Peyton Hillis (2010-11)
 Kiero Small (2014)
 De'Ante Saunders (2015)
 Danny Vitale (2016-17)
 Tigie Sankoh (\$2018)
 Malik Jefferson (2019)
 Johnny Stanton IV (2021)
 Jermaine Carter Jr. (2022)
 Matthew Adams (2023)

41

Ralph Smith (1965-68)
 Dave Jones (1969-71)
 Jerry Wilkinson (1980)
 Troy Wilson (*1987)
 Anthony Florence (1991)
 Tim Jacobs (1993-95)
 Travis Prentice (2000)
 Charles Ali (2007-08)
 Ray Ventrone (2009-12)
 Glenn Winston (2014)
 Raheem Mostart (2015)
 Tracy Howard (2016)
 Mike Jordan (2017)
 Montrel Meander (2020, #2021)
 John Kelly Jr. (2021-22)

42

Chet Adams (1946-48)
 Derrell Palmer (1949-51)
 Tommy James (1952-55)
 Lowe Wren (1956-59)

Dwight Walker (1982-84)
Tim Manoa (1987-89)
Calvin Pierce (*1987)
Latin Berry (1991-92)
Louis Riddick (1993-95)
Terry Kirby (1999)
Carl Fair (2001)
Raymond Walls (2002)
Terrelle Smith (2004-06)
Hamza Abdullah (2008)
Robert Nelson (2014)
Malcolm Johnson (2015-16)
Marquez Williams (2017)
Morgan Burnett (2019)
Karl Joseph (2020)
Tony Fields II (2021-23)

43

Bob Smith (1955-56)
Billy Kinard (1956)
Volney Quinlan (1956)
Ron Green (1967-68)
Fair Hooker (1969-74)
Mike Pruitt (1976-84)
Tony Baker (1986, 1988)
Stacy Williams (*1987)
Joe King (1991)
Del Speer (1993-94)
Vashone Adams (1995)
George Jones (1999)
Percy Ellsworth (2000-01)
Kalvin Pearson (2002)
T.J. Ward (2010-13)
Charles Gaines (2015)
Rajion Neal (#2016)
Kai Nacua (2017)
Johnny Stanton (2020)
John Johnson III (2021-22)
Mohamoud Diabate (2023)

44

Lou Rymkus (1946-51)
Sherman Howard (1952)
Don Phelps (1952)
Don Shula (1952)
John Pettibon (1955-56)
Chet Hanulak (1957)
Jim Shofner (1958-63)
Leroy Kelly (1964-73)
Earnest Byner (1984-88)
Stefon Adams (1990)
Lee Rouson (1991)
Tommy Vardell (1992-95)
Marc Edwards (1999-00)
Mike Sellers (2001)
Lee Suggs (2003-05)
Jed Collins (#2008)
Eddie Williams (2011, #2012)
Ben Tate (2014)
Nate Orchard (2015-17)
Sione Takitaki (2019-23)

45

Ray Piskor (1947)
Ben Pucci (1948)
Bill Willis (1949)
John Kissell (1951)
Bob Smith (1955)
Leroy Bolden (1958-59)
ERNIE DAVIS46

Lou Groza (1946-51)
Ace Loomis (1952)
Billy Reynolds (1953-54, 1957)
Henry Ford (1955)
Bob White (1955)
DON FLEMING (1960-62)

47

Jamie Caleb (1960)
Ricky Jones (1977-79)
Larry Braziel (1982-85)
Mike Crawford (*1987)
Keith Bostic (1990)
Barry Wilburn (1992)
Tim Jacobs (1993)
Ryan McNeil (1999)
Scott Frost (2001)
Alvin Morrow (#2001)
Lawrence Vickers (2006-10)
Brad Smelley (2012)
Marqueis Gray (2013)
Charley Hughlett (#2014, 2015-23)

48

Ernie Blandin (1946-47)
Forrest Grigg (1948-51)
Chet Hanulak (1957)
Preston Carpenter (1956)
Milt Campbell (1957)
Ernie Green (1962-68)
Dave Sullivan (1973-74)
John Pitts (1975)
Ken Ellis (1977)
Lawrence Johnson (1979-84)
D.D. Hoggard (1985-87)
George Landry (*1987)
Brian Washington (1988)
Brian Kinchen (1991)
Mark Bavaro (1992)
Najee Mustafaa (1993)
Frank Hartley (1994-95)
Selwyn Jones (#1994)
Rod Monroe (2001)
Kevin McLeod (2003)
Sherrrod Coates (2004)
Owen Marecic (2011-12)
Ray Agnew (2014)
Jeremy Cash (#2017)
Elijah Benton (2020)
Brian Hill (#2021)
Mike Brown (2022)
Tanner McCalister (2023)

49

Len Simonetti (1946-48)
Joe Spencer (1949)
John Sandusky (1950-51)
Bobby Mitchell (1958-61)
Tom Wilson (1962)
Walter Beach (1963-66)
George Youngblood (1967)
Alvin Mitchell (1968-69)
Jim Hill (1975)
Neal Craig (1975-76)
Clinton Burrell (1979-84)
Steve Lauter (*1987)
Robert Lyons (1989)
Bruce McGonnigal (1991)
Clarence Williams (1993)
Keith Heinrich (2003-04)

Josh Keyes (2017)
Joe Kerridge (#2019)
JT Hassell (2019)
Storey Jackson (2022)

50

John Yonakor (1946-49)
Jim Martin (1950)
Bob Oristaglio (1951)
Hal Herring (1952)
Tom Catlin (1953-54)
Vince Costello (1957-66)
John Garlington (1968-77)
Don Goode (1980-81)
Tom Cousineau (1982-85)
Brad Van Pelt (1986)
Lucius Sanford (1987)
Mike Teifke (*1987)
Van Walters (1988-91)
Frank Stams (1992-95)
Michael Hamilton (2000)
Barry Minter (2001)
Earl Holmes (2002)
Jeff Faine (2003-05)
Rob Smith (2006)
Colby Bockwoldt (2007)
Marvin Philip (#2007)
Eric Barton (2009-10)
James-Michael Johnson (2012)
Darius Eubanks (2013, #2014)
Jayson DiManche (2015)
Scooby Wright III (#2016)
B.J. Bello (2017)
Chris Smith (2018-19)
Jacob Phillips (2020-22, #2023)

51

Dale Lindsey (1965-72)
Leo Tierney (1978)
Eddie Johnson (1981-90)
Gerald Dixon (1993-95)
Lenoy Jones (1999, 2001)
Ryan Taylor (2000)
Lenoy Jones (2002)
Chaun Thompson (2003-07)
Shantee Orr (2008)
Alex Hall (2009)
Chris Gocong (2010-11, #2012)
Barkevious Mingo (2013-15)
Jamie Collins Sr. (2016-18)
Mack Wilson (2019-21)
Jordan Kunaszyk (2022-23)

52

George Young (1946-51)
Frank Gatski (1952-56)
Joe Amstutz (1957)
Dave Lloyd (1959-61)
Mike Lucci (1962-64)
Billy Andrews (1967-74)
Mel Long (1974)
Dick Ambrose (1975-83)
David Grayson (*1987)
Nick Miller (1987)
Ken Rose (1990)
Richard Brown (1991-92)
Pepper Johnson (1994-95)
Brant Boyer (2001-2003)
Matt Stewart (2006)
D'Qwell Jackson (2008-2009, #2010, 2011-13)

Eric Martin (2014)
 Corey Lemonier (2016)
 James Burgess Jr. (2017-18)
 Ray-Ray Armstrong (2018)
 Robert McCray (2019)
 Elijah Lee (2020-21)
 Dawson Deaton (#2022, #2023)

53

Alton Coppage (1946)
 Marshall Shurnas (1947)
 Frank Kosikowski (1948)
 Bill O'Connor (1949)
 Len Ford (1950-51)
 Frank Morze (1963)
 Bob Whitlow (1968)
 Tom Beautler (1970)
 Mel Long (1972-73)
 Bill Cowher (1980-82)
 Jim Dumont (1984)
 Stuart Anderson (1984)
 Anthony Griggs (1986-88)
 Tom Polley (*1987)
 Cedric Figaro (1991-92)
 Pepper Johnson (1993-94)
 John Thierry (1999)
 Rahim Abdullah (2000)
 Mason Unck (2003-06)
 Kris Griffin (2007-08)
 Josh Stamer (2009)
 Matt Roth (2009-10)
 Brian Smith (2011)
 Craig Robertson (2012-15)
 Joe Schobert (2016-19)
 Nick Harris (2020-21, #2022, 2023)

54

John Rokisky (1946)
 Tommy Thompson (1952-53)
 Tony Adamle (1954)
 Sam Palumbo (1955-56)
 Pete Perini (1955)
 Tom Catlin (1957-58)
 Bob Denton (1960)
 Sam Tidmore (1962-63)
 Fred Hoaglin (1966-72)
 Tom DeLeone (1974-84)
 Mike Junkin (1987-88)
 Jerry Parker (*1987)
 Randy Kirk (1991)
 Ed Sutter (1993-95)
 Chester Burnett (2000)
 Tarek Saleh (2001)
 Andra Davis (2002-08)
 Blake Costanzo (2009-10)
 Benjamin Jacobs (2011)
 Adrian Moten (2012)
 Quentin Groves (2013)
 Zac Diles (2014)
 Scott Solomon (2014-15)
 Dominique Alexander (2016-17)
 Tanner Vallejo (2018)
 Olivier Vernon (2019-20)
 Willie Harvery Jr. (2021)
 Deion Jones (2022)
 Ogbo Okoronkwo (2023)

55

John Harrington (1946)
 John Demarie (1967)

Chuck Reynolds (1969-70)
 Dave Graf (1975-79)
 Curtis Weathers (1979, 1982-85)
 John Mohring (1980)
 Tim Crawford (*1987)
 Jock Jones (1990-91)
 Rahim Abdullah (1999)
 Marty Moore (2000)
 Anthony Denman (2001)
 Barry Gardner (2003-04)
 Matt Stewart (2005)
 Willie McGinest (2006-08)
 Alex Mack (2009-15)
 Danny Shelton (2016-17)
 Genard Avery (2018-19)
 Tae Davis (2019-20)
 Takkarist McKinley (2021)
 Ethan Pocic (2022-23)

56

Dante Lavello (1946-51)
 Don Steinbrunner (1953)
 Art Hunter (1957-59)
 John Morrow (1960-66)
 Bob Matheson (1967-70)
 Jim Romaniszyn (1973-74)
 Jack LaVeck (1975)
 Robert L. Jackson (1978-81)
 Chip Banks (1982-86)
 Dick Teets (*1987)
 David Grayson (1987-90)
 Bobby Abrams (1992)
 Mike Caldwell (1993-95)
 Lenoy Jones (2000)
 Darren Hambrick (2002)
 Sherrod Coates (2003)
 Eric Westmoreland (2004)
 Nick Speegle (2006)
 Antwan Peek (2007-08)
 Kaluka Maiava (2009-12)
 Eric Martin (2013)
 Karlos Dansby (2014-15)
 Demario Davis (2016)
 Deon King (2017)
 Xavier Woodson-Luster (2018)
 Willie Harvey (2019)
 Malcolm Smith (2020-21)
 Dakota Allen (2022)
 Tae Davis (2022)
 Luke Wypler (2023)

57

Clay Matthews (1978-93)
 Stevan Nave (*1987)
 Jason Kyle (1999)
 Dwayne Rudd (2001-02)
 Orantes Grant (2003)
 Warrick Holdman (2004)
 Jody Littleton (2005)
 David Veikune (2009)
 Eric Alexander (2010)
 Christian Yount (2011-14)
 Cam Johnson (2015-16)
 Adarius Taylor (2019)
 Ifeadi Odenigbo (2021)
 Ben Stille (2022)
 Isaiah McGuire (2023)

58

Mac Speedie (1946-51)

Frank Morze (1962)
 Rick Kingrea (1971-72)
 Mark Johnson (1977)
 Clifton Odom (1980)
 Bruce Huther (1981)
 Scott Nicolas (1982-86)
 Cliff Hannemann (*1987)
 Clifford Charlton (1988-89)
 Marcus Cotton (1990)
 David Brandon (1991-93)
 Carl Banks (1994-95)
 Wali Rainier (1999-01)
 Ben Taylor (2002-05)
 D'Qwell Jackson (2006-07)
 Beau Bell (2008)
 Marcus Benard (2009-11, #2012)
 L.J. Fort (2012)
 Brandon Magee (2013)
 Christian Kirksey (2014-19)
 Anthony Fabiano (2020)
 Malik McDowell (2021)
 Isaiah Thomas (2022)

59

Alton Coppage (1946)
 Horace Gillom (1947-51)
 Wayne Meylan (1968-69)
 Rudy Kuechenberg (1970)
 Charlie Hall (1971-80)
 Kevin Turner (1982)
 Dale Carver (1983)
 David Marshall (1984)
 Mike Johnson (1986-93)
 James Capers (*1987)
 Craig Powell (1995)
 Kendall Ogle (1999)
 Doug Colman (2000)
 Kevin Bentley (2002-04)
 Nick Speegle (2005)
 Clifton Smith (2006)
 Keith Adams (2007)
 Titus Brown (2008-11)
 Emmanuel Acho (#2012)
 Tank Carder (2013-16, #2017)
 D'Juan Hines (2018)
 Trevon Young (#2020)
 Curtis Weaver (2021)
 Joe Haeg (2022)

60

Otto Graham (1946-51)
 Bill Willis (1952-53)
 Harold Bradley (1954-56)
 John Wooten (1959-67)
 Al Jenkins (1969-70)
 Bob Babich (1973-78)
 Jeff Wiska (1986)
 Al Baker (1987, 1989-90)
 Lance Zeno (1992-93)
 Doug Dawson (1994)
 Jed Devries (1995)
 Shaun O'Hara (2000-2003)
 Cosey Coleman (2005-06)
 Steve Vallos (2010-11)
 Ryan Miller (2012)
 Patrick Lewis (#2013)
 Jacobbi McDaniel (2014)
 Gabe Ikard (#2016)
 George Obinna (#2020)

Alex Taylor (2020)

61

Dale Memmelaar (1964)
Joe Bob Isbell (1966)
Bob DeMarco (1972-74)
Al Dennis (1976)
Greg Fairchild (1978)
Mike Baab (1982-87, 1990-91)
Steve Everitt (1993-95)
Everett Lindsay (2000)
John Nix (#2003)
Gerard Warren (2004)
Mike Pucillo (2005)
Isaac Sowell (2006, #2007, 2008)
Michael Bowie (#2014, #2015)
Anthony Fabiano (2016)
Curtis Weaver (#2020)

62

Cliff Lewis (1946-51)
Lin Houston (1952-53)
Herschel Forester (1954-57)
Duane Putnam (1961)
Dale Memmelaar (1964-65)
Joe Taffoni (1967-70)
Chris Morris (1972-73)
Glen Holloway (1974)
Al Dennis (1977)
George Lilja (1984-86)
Mike Katolin (*1987)
Ben Jefferson (1990)
Gene Williams (1993-94)
Eric Moore (1995)
Bill Duff (1999)
Paul Zukauskas (2001)
Craig Osika (2003, #2004)
Dwayne Ledford (#2005)
Lennie Friedman (2006-08)
Titus Adams (#2009, 2010)
Jason Pinkston (2011-13)
Ryan Seymour (2014)
Austin Reiter (2016-17)
Malcolm Pridgeon (@2020)
Blake Hance (2020-21)
Siaki Ika (2023)

63

Fred Robinson (1957)
Andy Cvercko (1963)
Mike Sikich (1971)
Joe Carollo (1972-73)
Barry Darrow (1974-78)
Cody Risien (1979-83, 1985-89)
Mark Krerowicz (#1985)
Jay Hilgenberg (1992)
Wally Williams (1994-95)
Brad Bedell (2000-01)
Kelvin Garmon (2004)
Joe Andruzzi (2005-06)
Marcus Martin (#2017)
Austin Corbett (2018-19)
Evan Brown (2020)
Javon Patterson (2020)

64

Bud Schwenk (1946)
George Terlep (1948)
Abe Gibron (1952-56)
Don Goss (1956)
Jim Ray Smith (1957-62)
Ted Connolly (1963)

Tom Goosby (1963)
Jim Copeland (1967-74)
Joe Jones (1975-78)
George Buehler (1978-79)
Joe DeLamielleure (1980-84)
Frank Winters (1987-88)
Blake Wingle (*1987)
Tom Baugh (1989)
Houston Hoover (1993)
Mike Bedosky (#1994)
Sale Isaia (#1995)
Dave Wohlabaugh (1999-02)
Ryan Pontbriand (2003-11)
Martin Wallace (2013)
Darrian Miller (2015)
Jonathan Cooper (2016)
J.C. Tretter (2017-21)
Roderick Perry (2022)
Geron Christian Sr. (2023)

65

Joe Skibinski (1952)
Chuck Noll (1953-59)
Stan Sheriff (1957)
Ed Bettridge (1964)
John Demarie (1967-75)
Henry Sheppard (1976-81)
Bob Gruber (1986)
John Askin (*1987)
Ralph Tamm (1990-91)
Rod Milstead (#1993)
Elliott Fortune (#1995)
Jim Bundren (1999-00)
Richard Mercier (2001)
Kirk Chambers (2004-05)
Eric Steinbach (2007-10, #2011)
Ronnie Cameron (#2012)
Garrett Gilkey (2013)
Gabe Ikard (#2015)
Kaleb Johnson (#2015)
Larry Ogunjobi (2017-20)
Greg Mancz (2022)

66

Lou Saban (1946)
Ermal Allen (1947)
Warren Lahr (1948)
Gene Donaldson (1953)
Gene Hickerson (1958-60, 1962-73)
Mike Seifert (1974)
Earl Edwards (1976-78)
Ted Petersen (1984)
Dave Sparenberg (*1987)
Tony Jones (1989-95)
Alex Bernstein (#1999)
Jeremy McKinney (#1999, 2001)
Paul Zukauskas (2002-2004)
Hank Fraley (2006-08)
Shawn Lauvao (2010-13)
Jamie Meder (2014)
Spencer Drango (2016-17)
Joey Ivie (#2020)
James Hudson III (2021-23)

67

Sidney Williams (1964-66)
Craig Wycinsky (1972)
Chuck Hutchison (1973-75)
Mike Morris (1990)
Chris Thome (1991-92)

Quentin Neujahr (#1995)
John Jurkovic (1999)
Paul Snellings (#2000)
Tre' Johnson (2001)
Melvin Fowler (2002-04)
Fred Matua (#2006)
Greg Eslinger (#2007)
Derreck Robinson (2009-10)
Kiante Tripp (2011)
Ishmaa'ily Kitchen (2012-14)
Austin Pasztor (2015-16)
Chris Barker (#2017)
Justin McCray (2019)
Cordell Iwuagwu (#2020)

68

Ed Sharkey (1952)
Larry Stephens (1960-61)
Bob Pena (1972)
Robert E. Jackson (1975-85)
Darryl Haley (*1987, 1988)
Barry Lee (*1987)
Ted Banker (1989)
Ed King (1991-93)
Lonnie Palelei (#1995)
Chris Ruhman (1999)
Chad Beasley (2002-2003)
Dave Yovanovitz (2005)
Seth McKinney (2007-08)
Billy Yates (2009-10)
Nick McDonald (2014)
Kyle Kalis (2018, #2019)
Drake Dorbeck (@2020)
Michael Dunn (2020-23)

69

John Macerelli (1956)
Jim Kanicki (1963-69)
Pete Adams (1974, 1976)
Leo Biedermann (1978)
Joel Patten (1980)
Dan Fike (1985-92)
Doug Dawson (1994)
Roger Chanoine (1999-02)
J'Vonne Parker (2005-06)
C.J. Mosley (2009)
Scott Paxson (2011)
Vinston Painter (2014)
Desmond Harrison (2018)
Cameron Malveaux (2020)
Chase Winovich (2022)
Leroy Watson IV (2023)

70

Gene Fekete (1946)
Spiro Dellerba (1947)
Ollie Cline (1948)
Ed Sustersic (1949)
Emerson Cole (1950-51)
John Kissell (1952)
Don Colo (1953-58)
Francis O'Brien (1959)
Jim Prestel (1960)
Errol Linden (1961)
John Brown (1962-66)
Joe Righetti (1969-70)
Andy Frederick (1970)
Mack Mitchell (1975-78)
Jerry Wilkinson (1980)
Tom Hopkins (1983)

Larry Williams (1986-88)
 Daryle Smith (1989)
 John Rienstra (1991-92)
 Herman Arvie (1995)
 Jon Harris (#1999)
 Alvin McKinley (2001-02)
 Enoch DeMar (2003-04)
 L.J. Shelton (2005)
 Nat Dorsey (2006-07)
 Rex Hadnot (2008-09)
 Brian Sanford (#2010, 2011-12)
 Chris Faulk (#2013)
 Sione Fua (2014)
 Nile Lawrence-Stample (#2016)
 Kevin Zeitler (2017-18)
 Kendall Lamm (2019-20)
 Alex Taylor (2021)
 Drew Frobes (2022, #2023)

71

Walter Johnson (1965-76)
 Jesse Turnbow (1978)
 Matt Miller (1980-82)
 #Bob Sikora (#1984)
 #Scott Bolzan (#1985)
 Ralph Van Dyke (*1987)
 Tom Gibson (1989-90)
 Leonard Burton (#1991)
 Mike Bedosky (1994)
 Jim Pyne (1999-2000)
 Terrance Sykes (#2001)
 Gaylon Hyder (2001)
 Scot Osborne (#2003)
 Damion Cook (2004)
 Kelly Butler (2006, #2007)
 Ahtyba Rubin (2008-14)
 Danny Shelton (2015)
 Matt McCants (#2017)
 Earl Watford (2018)
 Colby Gossett (#2019)
 Jedrick Wills Jr. (2020-23)

72

Lou Saban (1947)
 Harry Jagade (1951)
 Derrell Palmer (1952-53)
 John Kissell (1954-56)
 Henry Jordan (1957-58)
 Sid Youngelman (1959)
 Floyd Peters (1959-62)
 Mike Bunda (1964)
 Jerry Sherk (1970-81)
 Dave Puzzuoli (1983-87)
 Charles Buchanan (1988)
 Kevin Robbins (1990)
 Bob Dahl (1992-95)
 Steve Zahursky (1999)
 Roman Oben (2000-01)
 Ryan Tucker (2002-09)
 Paul McQuistan (#2010)
 Oniel Cousins (2011)
 Mitchell Schwartz (2012-15)
 Shon Coleman (2016-17)
 Eric Kush (2019)
 Colby Gossett (@2020)
 Hjalte Froholdt (2021-22)
 Ty Neske (2023)

73

Floyd Peters (1959)

Monte Clark (1963-69)
 Doug Dieken (1971-84)
 Keith Bosley (*1987)
 Gregg Rakoczy (1987-90)
 Herman Arvie (1993-94)
 Tim Goad (1995)
 Darius Holland (1999-00)
 Toby Myles (2001)
 Derrick Ham (2001)
 Joaquin Gonzalez (2002-04)
 Joe Thomas (2007-17)

74

Gaylon Smith (1946)
 Tony Adamle (1947-51)
 Bob Gain (1952)
 Don Steinbrunner (1953)
 Mike McCormack (1954-62)
 Dick Modzelewski (1964-66)
 Bill Sabatino (1968)
 Mitch Johnson (1971)
 Carl Barisich (1973-75)
 Mike St. Clair (1976-79)
 Paul Farren (1983-91)
 Tony Williams (1993)
 Larry Webster (1995)
 Orlando Bobo (1999)
 James Brown (2000)
 Mark Smith (2001)
 Cedric Killings (#2001)
 Felipe Claybrooks (2001)
 Nick Eason (2004)
 Nat Dorsey (2005)
 Phil Trautwein (#2009)
 Ko Quaye (2010)
 Jarrod Shaw (#2012)
 Paul McQuistan (2014)
 Cameron Erving (2015-16)
 Chris Hubbard (2018-22)

75

Jim McCusker (1963)
 Roger Shoals (1963-64)
 Bill Yanchar (1970)
 Wes Grant (1972)
 Allen Aldridge (1974)
 Stan Lewis (1975)
 Bob Lingenfelter (1977)
 Cleveland Crosby (#1980)
 Ray Bloch (#1981)
 Mark Buben (1982)
 Bill Contz (1983-86)
 Alex Carter (1987)
 Chris Pike (1989-90)
 Pio Sagapolutele (1991-95)
 Lomas Brown (1999)
 Steve Zahursky (2000)
 Damian Gregory (2002)
 Javiar Collins (#2004)
 Simon Fraser (2005-07)
 Artis Hicks (2011)
 Oniel Cousins (2012-13)
 Joel Bitonio (2014-23)

76

Marion Motley (1946-51)
LOU GROZA (1952-59, 1961-67)

77

Willie Davis (1958-59)
 Dick Schafrath (1960-71)

Fest Cotton (1972)
 Mark Ilgenfritz (1974)
 Ron East (1975)
 Lyle Alzado (1979-81)
 Matt Miller (1979, 1982)
 Rickey Bolden (1984-89)
 Ken Reeves (1990)
 Fred Childress (1992)
 Orlando Brown (1994-95, 1999)
 Ross Verba (2001-02, 2004)
 Kevin Shaffer (2006-08)
 Floyd Womack (2009-10)
 John Greco (2011-16)
 Zach Banner (2017)
 Wyatt Teller (2019-23)

78

John Sandusky (1952-55)
 Art Hunter (1956)
 Willie McClung (1958-59)
 Gene Selawski (1960)
 Ed Nutting (1961)
 Frank Parker (1962-64, 1966-67)
 Bob McKay (1970-75)
 Mickey Sims (1977-79)
 Carl Hairston (1984-89)
 Rob Woods (1991)
 Dan Footman (1993-95)
 Tyrone Rogers (1999-04)
 Ethan Kelley (2005-07)
 John St. Clair (2009-10)
 Reid Fragel (#2013)
 Alvin Bailey (2016)
 Rod Johnson (#2017)
 Greg Robinson (2018-19)
 Jack Conklin (2020-23)

79

Jerry Helluin (1952-53)
 Don King (1954)
 Bob Gain (1954-64)
 Jim Battle (1966)
 Bob Oliver (1969)
 George Wright (1972)
 Gerry Sullivan (1974-81)
 Bob Golic (1982-88)
 Mike Rusinek (*1987)
 Mike Graybill (1989)
 Scott Rehberg (1999)
 Noel LaMontagne (2000)
 DeVone Claybrooks (2001)
 Barry Stokes (2002-03)
 Scott Young (2008)
 Tony Pashos (2010-11)
 Rashad Butler (2013)
 Andrew McDonald (#2014)
 Geoff Gray (#2017)
 Drew Forbes (2019, @2020, #2021)
 Dawand Jones (2023)

80

Al Akins (1946)
 Bob Cowan (1947-48)
 Warren Lahr (1949-51)
 Len Ford (1952-57)
 Dick Schafrath (1959)
 Jim Marshall (1960)
 Bill Glass (1962-68)
 Joe Jones (1970-71, 1973)
 Willie Miller (1975-76)

Lawrence Williams (1977)
Willis Adams (1979-85)
Terry Greer (1986)
Chris Kelley (*1987)
Chris Dressel (#1988)
Vernon Joines (1990)
Lynn James (1991)
Danny Peebles (1991)
Shawn Collins (1992)
Tom McLemore (1993-94)
Andre Rison (1995)
Ronnie Powell (1999)
Aaron Shea (2000-03)
Kellen Winslow (2004, 2006-08)
Brian Robiskie (2009-11)
Travis Benjamin (2012-13)
Dwayne Bowe (2015)
Ricardo Louis (2016-17)
Jarvis Landry (2018-21)
Chester Rogers (2022)
Austin Watkins Jr. (#2023)

81

Leon Clarke (1960-62)
Jim Garcia (1965)
Jack Gregory (1967-71, 1979)
Nick Roman (1972-74)
Oscar Roan (1975-78)
Harry Holt (1983-86)
Derek Tennell (*1987, 1987-89)
Scott Galbraith (1990-92)
Michael Jackson (1994-95)
Damon Gibson (1999)
David Dunn (1999)
Damon Dunn (1999)
Lenzie Jackson (2000)
Quincy Morgan (2001-04)
Antonio Bryant (2004-05)
Travis Wilson (2006, #2007)
Alex Smith (2010-12)
Tori Gurley (2013)
Jim Dray (2014-15)
Rashard Higgins (2016-19)
Austin Hooper (2020-21)
Jesse James (2022)

82

Bill Lund (1946-47)
Tommy James (1948-51)
George Young (1952-53)
Carlton Massey (1954-56)
Frank Clarke (1957-59)
Jim Houston (1960-72)
Tim George (1974)
Ozzie Newsome (1978-90)
Irv Smith (1999)
David Patten (2000)
Rickey Dudley (2001)
Steve Heiden (2002-09)
Benjamin Watson (2010-12)
Gary Barnidge (2013-16)
Kasen Williams (2017)
Orson Charles (2018)
Rashard Higgins (2020-21)

83

Darrel Brewster (1952)
Doug Atkins (1953-54)
Chuck Weber (1955-56)
A.D. Williams (1960)

Johnny Brewer (1961-67)
Chip Glass (1969-73)
Jubilee Dunbar (1974)
Ricky Feacher (1976-84)
Glen Young (1984)
Fred Banks (1985)
Glen Young (1987-88)
Donnie Echols (*1987)
Ray Butler (#1989)
Leo Lewis (1990)
Eugene Rowell (1990)
Arthur Cox (1991)
Darryl Ingram (1991)
Mark Bavaro (1992)
Mark Carrier (1993-94)
Michael Bates (1995)
Mark Campbell (1999-02)
Chad Mustard (2003)
Aaron Shea (2004-05)
Steve Sanders (2008)
Greg Estandia (2009)
Chansi Stuckey (2010)
Keavon Milton (2013)
Brian Hartline (2015)
Dennis Parks (#2016)
Matt Hazel (#2017)
Ricky Seals-Jones (2019)
Alexander Hollins (#2020)
Lawrence Cager (2021)
Zaire Mitchell-Paden (#2023)

84

Ray Terrell (1946-47)
Ken Carpenter (1950-51)
Horace Gillom (1952-56)
Jim Ray Smith (1956)
Bill Quinlan (1957-58)
Paul Wiggin (1959-67)
Marvin Upshaw (1968-69)
Bob Briggs (1971-73)
Jim Thaxton (1974)
Gary Parris (1975-78)
McDonald Oden (1980-82)
Earnest Richardson (1974)
Glenn Young (1984)
Duriel Harris (1984)
Webster Slaughter (1986-91)
Keith Tinsley (*1987)
Rico Smith (1992-95)
Darrin Chiaverini (1999-00)
Andre King (2001-04)
Billy Miller (2005)
Joe Jurevicius (2006-08)
Robert Royal (2009-10)
Jordan Cameron (2011-14)
Rob Houser (2015)
Jordan Payton (2016)
Derrick Willies (2018)
Ja'Marcus Bradley (2020-21)
Pharaoh Brown (2022)
Jordan Akins (2023)

85

Don Greenwood (1946-47)
Ara Parseghian (1948-49)
Ken Gorgal (1950)
Charley Ferguson (1961)
Clifton McNeil (1964-67)
Homer Jones (1970)

Frank Pitts (1971)
Paul Staroba (1972)
Ken Smith (1973)
Dave Logan (1976-83)
Bruce Davis (1984)
Clarence Weathers (1985-88)
David Verser (*1987)
Ray Williams (*1987)
Lawyer Tillman (1989, 1992-93)
Derrick Alexander (1994-95)
Kevin Johnson (1999-03)
C.J. Jones (#2003)
John Madsen (#2008)
Jake Allen (2009)
Sam Aiken (2010)
Brian Tyms (2013)
Rannell Hall (2015, #2016)
David Njoku (2017-23)

86

Lewis Mayne (1947)
Dub Jones (1948-51)
Dante Lavelli (1952-56)
Paul Wiggin (1957-58)
Bill Howton (1959)
Gem Nagler (1960-61)
Gary Collins (1962-71)
Gerald Irons (1976-79)
Dan Fulton (1981-82)
Brian Brennan (1984-91)
Terry Bell (*1987)
Patrick Rowe (1992-93)
Patrick Newman (1994)
Walter Reeves (1995)
Leslie Shepherd (1999)
Dennis Northcutt (2000-06)
Tim Carter (2007)
Martin Rucker (2008, #2009)
Michael Gaines (2009)
Johnathan Haggerty (2010)
Randall Telfer (#2015, 2016-17)
Pharoah Brown (2018-19)
Kyle Markway (#2020)
Connor Davis (#2021)
Miller Forristall (2021-22)

87

Fred Murphy (1960)
Tom Hutchinson (1963-65)
Eppie Barney (1967-68)
Rich Jackson (1972)
Curtis Weathers (1979-81)
Tim Stracka (1983-84)
Travis Tucker (1985-87)
Clayton Buford (*1987)
Ron Middleton (1989)
John Talley (1990-91)
Jamie Holland (1992)
Keenan McCardell (1992-95)
Zola Davis (1999)
Damon Dunn (2000)
O.J. Santiago (#2000, 2001)
Andre' Davis (2002-04)
John Owens (#2005)
Darnell Dinkins (2006-08)
Mike Furrey (2009)
Dan Gronkowski (2011)
Andre Smith (2013)
Ryan Taylor (2014)

Seth DeValve (2016-18)
 Jordan Franks (2021)
 Daylen Baldwin (#2023)

88

Bob Steuber (1946)
 Mac Speedie (1952)
 Darrel Brewster (1952-58)
 Rich Kreitling (1959-63)
 Ron Duncan (1967)
 Ron Snidow (1968-72)
 Steve Holden (1973-76)
 John Smith (1979)
 Rocky Belk (1983)
 Darryl Lewis (1984)
 Reggie Langhorne (1985-91)
 Harold Stanfield (*1987)
 Stephen Pierce (*1987)
 Brian Kinchen (1991-95)
 Ryan Collins (1999)
 JaJuan Dawson (2000-01)
 Frisman Jackson (2002-2003, 2005)

Chad Mustard (2004)

Brad Cieslak (2008)
 Chansi Stuckey (2009)
 Greg Estandia (2010)
 Demetrius Williams (2010)
 Josh Cooper (2012-13)
 E.J. Bibbs (2015)
 Darren Fells (2018)
 Demetrius Harris (2019)
 Harrison Bryant (2020-23)

89

Milt Morin (1966-75)
 Keith Wright (1978-80)
 Bobby Jones (1983)
 Preston Brown (1984)
 John Jefferson (1985)
 Gerald McNeil (1986-89)
 Louis Watson (*1987)
 Mike Oliphant (1990-91)
 Pete Holohan (1992)
 Walter Reeves (1994-95)
 Harold Bishop (1995)
 Randy Palmer (1999)
 Bobby Brown (2000)
 Jammi German (2001)
 Jake Moreland (2001)
 Darnell Sanders (2002-2003)
 Richard Alston (2004)
 Paul Irons (2005)
 Paul Hubbard (2008)
 Evan Moore (2009-11)
 Gerell Robinson (#2014)
 Phil Bates (#2014)
 Connor Hamlett (2016)
 Matt Lengel (2017)
 Stephen Carlson (2019-20, #2021)

90

Edgar Jones (1946-49)
 Rex Bumgardner (1950-51)
 Reggie Craig (1977)
 Marshall Harris (1980-82)
 Ralph Malone (1986)
 Rob Burnett (1990-95)
 James Williams (1999)
 Keith McKenzie (2000-01)
 Mark Word (2002-2003)

Corey Jackson (2004)
 David McMillan (2006-07)
 Kenyon Coleman (2009-10)
 Quinton Spears (2011)
 Billy Winn (2012-14)
 Emmanuel Ogbah (2016-18)
 Brandin Bryant (2019)
 Jordan Elliott (2020)
 Jadeveon Clowney (2021-22)
 Maurice Hurst II (2023)

91

Henry Bradley (1979-82)
 Sam Clancy (1985-88)
 Darryl Sims (*1987)
 John Thornton (1991)
 Marcus Spriggs (1999-2000, #2001)
 Felipe Claybrooks (2003)
 Jovan Haye (#2006)
 Shaun Smith (2007-08)
 Brian Schaefering (2009-11)
 Hall Davis (2012)
 Brian Sanford (2013)
 Tyrone Holmes (2016-17)
 Lenny Jones (#2018)
 Ifeadi Odenigbo (#2018)
 Brian Price (2018)
 Eli Ankou (2019)
 Joe Jackson (2020-21)
 Stephen Weatherly (#2022)
 Alex Wright (2023)

92

Tom Colella (1946-48)
 Les Horvath (1949)
 Dom Mosselle (1950)
 Rich Dimler (1979)
 Mike Robinson (1981-82)
 Dave Butler (*1987)
 Michael Dean Perry (1988-94)
 Tau Papua (#1995)
 Roy Barker (1999)
 Courtney Brown (2000-04)
 David McMillan (2005)
 Ted Washington (2006-07)
 Shaun Rogers (2008-10)
 Jayme Mitchell (2011)
 Frostee Rucker (2012)
 Desmond Bryant (2013-15, #2016)
 Lavar Edwards (2017)
 Chad Thomas (2018-19)
 Sheldon Day (2021)
 Sam Kamara (2022-23)

93

Ron Crews (1980)
 Scott Cooper (*1987)
 Mike Wise (1991)
 Jerry Ball (1993, 1999)
 Travis Hill (1994-95)
 Stalin Colinet (1999-01)
 Mark Smith (2001-02)
 Cedric Scott (2002)
 Michael Myers (2003-04)
 Orien Harris (2006)
 Louis Leonard (2007-08)
 Jason Trusnik (2009-10)
 John Hughes III (2012-16)
 Trevon Coley (2017-18)
 B.J. Goodson (2020)

Tommy Togiai (2021-22)
 Shelby Harris (2023)

94

Jim Dewar (1947)
 Dean Sensanbaugher (1948)
 Don Phelps (1950-51)
 Elvis Franks (1980-84)
 Robert Brannon (*1987)
 Rusty Guilbeau (1987)
 Bob Buczkowski (1990)
 Frank Conover (1991)
 Bill Johnson (1992-94)
 Mike Frederick (1995)
 Derrick Alexander (1999)
 Gerard Warren (2001-2003)
 Amon Gordon (2004)
 Orlando Ruff (2005)
 Leon Williams (2006-08, #2009)
 Arnold Harrison (2009)
 Travis Ivey (2010)
 Auston English (2011, #2012)
 Tank Carder (2012)
 Randy Starks (2015)
 Carl Nassib (2016-17)
 Carl Davis (2018)
 Bryan Cox (2019)
 Adrian Clayborn (2020)
 Porter Gustin (2021)
 Alex Wright (2022)
 Dalvin Tomlinson (2023)

95

James White (#1985)
 Marlon Jones (1987-89)
 Calvin Wallace (*1987)
 Rick Lyle (1994, #1995)
 Jamir Miller (1999-02)
 Antonio Garay (2003)
 Jason Fisk (2005)
 Kamerion Wimbley (2006-09)
 Steve Octavien (2010)
 Juqua Parker (2012)
 Armonty Bryant (2013-15, #2016)
 Myles Garrett (2017-23)

96

Don Shula (1951)
 Reggie Camp (1983-87)
 Andrew Stewart (1989)
 James Jones (1991-94)
 Mike Thompson (1999-00)
 Greg Spires (2001)
 Kenard Lang (2002-05)
 Babatunde Oshinowo (2006)
 Bobby Hamilton (2007)
 Alex Hall (2008)
 David Bowens (2009-10)
 Emmanuel Stephens (2011-12)
 Paul Hazel (2013)
 Keith Pough (2014)
 Xavier Cooper (2015-16)
 Daniel Ekuale (2019)
 Vincent Taylor (2020)
 Jordan Elliott (2021-23)

97

Tom Brown (1981-83)
 Mike Kovaleski (*1987)
 Robert Banks (1989-90)
 Ernie Logan (1991-93)

Romeo Bandison (#1994-95)
Chad Eaton (#1995)
Ryan Kuehl (1999-02)
Alvin McKinley (2003-06)
Santonio Thomas (2008)
Jayme Mitchell (#2010)
Jabaal Sheard (2011-14)
Gabe Wright (2016)
Dylan Wynn (#2016)
T.Y. McGill (2017)
Anthony Zettel (2018)
Porter Gustin (2019-20)
Malik Jackson (2021)
Perrion Winfrey (2022)

98

Carl Taseff (1951)
Aaron Moog (*1987)
Anthony Pleasant (1990-95)
Arnold Miller (1999-00)
Ebenezer Ekuban (2004)
Nick Eason (2005-06)
Robaire Smith (2007-10)
Phil Taylor (2011-14)
Jamie Meder (2015-17)
Sheldon Richardson (2019)
Isaac Rochell (2022)

99

Fred Evans (1946)
Bill Boedeker (1947-49)
Keith Baldwin (1982-85)
Darryl Sims (*1987, 1987-88)
Johnie Cooks (1991)
Alvin Wright (1992)
Rich McKenzie (1995)
Hurvin McCormack (1999)
Orpheus Roye (2000-07)
Corey Williams (2008-09)
Scott Fujita (2010-12)
Paul Kruger (2013-15)
Stephen Paea (2016)
Caleb Brantley (2017)
Devaroe Lawrence (2018-19)
Justin Zimmer (2019)
Andrew Billings (@2020)
Josiah Bronson (2021)
Taven Bryan (2022)
Za'Darius Smith (2023)

**BOLD CAPS DENOTES RETIRED
NUMBERS**

* Denotes replacement player during 1987 players' strike.

On injured reserve the entire season, on active roster but did not play in a game or suspended did not play in a game.

\$ International player pathway program

@ Opted out during the 2020 season due to COVID-19.

ASSISTANT COACHES (1946-95, 1999-2023)

Ernie Adams	1991-95	Charlie Davis	1986-87	Hal Hunter	2016
Jeff Anderson	2022-23	John Decoster	2020-23	Mark Hutson	2016-18
Dave Adolph	1979-84, 1986-88	John DeFilippo	2015	Lindy Infante	1986-87
Brian Angelichio	2014-15	Alan DeGennaro	2007-09	Larry Jackson	2018-23
Bruce Arians	2001-03	George DeLeone	2014-15	Dick Jauron	2011-12
Dave Atkins	2005-08	Ken Delgado	2016-18	Kent Johnston	2010-12
Bobby Babich	2013-15	Andy Dickerson	2009-10	Taver Johnson	2004
Brian Baker	2013	Chris DiSanto	2013	Amos Jones	2018
Emphraim Banda	2023	Rod Dowhower	1994	Chris Jones	2019
Phil Banko	2001-04	Jim Dray	2019	Dale Jones	2018-23
Jim Bates	1991-93, 1995	Chuck Driesbach	2014-15	Stan Jones	1989-90
Chris Beake	2011-12	Paul Dunn	2015	William (Dub) Jones	1963-67
Raymond Berry	1976-77	Zach Dunn	2020-23	Tim Jorgensen	1999-01
Tom Bettis	1985	Frank Ederly	2015	Scott Kanecki	2018
Paul Bixler	1954-62	Bill Edwards	1947-48	Derik Keyes	2013-15
Don Blackmon	1991	George Edwards	2004	Howard Keys	1970-71
Jeff Blasko	2019	Matt Eberflus	2009-10	Chris Kiffin	2020-22
Ben Bloom	2020-23	Jon Embree	2013	Joe Kim	2000
Dwaine Board	2011-12	Alonso Escalante	2019	Billy Kinard	1976-77
Todd Bowles	2001-04	Dick Evans	1960-63	Freddie Kitchens	2018
Brian Braswell	2018	Weeb Ewbank	1949-53	Rich Kotite	1978-82
Zeke Bratkowski	1990	Jon Fabris	2000	Jerod Kruse	2017-18
Ray Braun	1988	Mike Faulkner	1990	Greg Landry	1985
Stephen Bravo-Brown	2020-23	Foge Fazio	2001-02	Paul Lanham	1989-90
Chuck Bresnahan	1994-95	Kirk Ferentz	1993-95	David Lee	2017
John Brickels	1946-48	Ken Flajole	2013	Umberto Leone	2007-08
Howard Brinker	1952-73	Brian Fleury	2014-15	John Lilly	2019
Clarence Brooks	1999	Len Fontes	1980-82	Ryan Lindley	2018-19
Gary Brown	2009-12	Dick Gallagher	1947-49, 1955-59	Dale Lindsey	1974
Callie Brownson	2020-23	Jim Garrett	1978-84	Dowell Loggains	2014
Buck Buchanan	1978	Jeremy Garrett	2020-21	John Lott	2005-06
Chuck Bullough	2011-12	Steve Gera	2013	Tosh Lupoi	2019
Jacob Burney	1994-95	Doug Gerhart	1975	Rick Lyle	2009-12
Jerry Butler	1999-00	Keith Gilbertson	2011	Brandon Lynch	2020-23
Keith Butler	1999-02	Monty Gibson	2018-23	Anthony Lynn	2007-08
Bill Callahan	2020-23	Aaron Glenn	2014-15	Marwan Maalouf	2005-06
Chris Caminiti	2008	Ashton Grant	2020-23	Dick MacPherson	1978-80
James Campen	2019	Todd Grantham	2005-07	Evan Marcus	2016-22
Dave Campo	2003-04	Fred Graves	2004	Eric Mangini	1995
Pete Carmichael	2000	Ernie Green	1969	Richard Mann	1985-93
Pete Carmichael Jr.	2000	Forrest Gregg	1974	Steve Marshall	2007-08
Maurice Carthon	2005-06	Al Groh	1992	Cannon Matthews	2016
Rock Cartwright	2016	Lou Groza	1968-69	Richie McCabe	1971-75
Wes Chandler	2007-08	Paul Hackett	1981-82	Michael McCarthy	2015
Brad Childress	2012	Jeff Hafley	2014-15	T.C. McCartney	2020-23
Josh Christovich	2018-23	Steve Hagen	2001-04, 2009-12	Mike McDaniel	2014
Rob Chudzinski	2004, 2007-08	Ray Hamilton	2001-02	George McDonald	2009-10
Louie Cioffi	2013, 2016	Pep Hamilton	2016	Todd McNair	2001-03
Ben Coates	2005-06	Todd Haley	2018	Richard McNutt	2008
Doug Colman	2019-21	Mike Haluchak	2005-08	Randy Melvin	2005-08
Blanton Collier	1946-53, 1962, 1975-76	Tim Hauck	2012	Shawn Mennenga	2011-17
William (Red) Conkright	1946	Riley Hecklinski	2023	Mark Michaels	1999-00
Ryan Cordell	2020-21	Fritz Heisler	1946-70	Creighton Miller	1946
Walt Corey	1975-77	Jerome Henderson	2009-11	John Mitchell	1991-93
Bill Cowher	1985-88	Adam Henry	2018-19	Stump Mitchell	2019-23
Bryan Cox	2009-10	Richard Hightower	2014	Dick Modzelewski	1968-77
Carl Crennel II	2005-06	Pat Hill	1993-95	Andy Moeller	2014-15
Romeo Crennel	2000	Al Holcomb	2019	Todd Monken	2019
Nolan Cromwell	2012	Johnny Holland	2016	Wilbert Montgomery	2014-15
Steve Crosby	1985, 1991-95	Jerry Holmes	1999-00	Buddy Morris	2002-04
Joe Cullen	2013	Ray Horton	2013, 2016	Howard Mudd	1983-88
Brian Daboll	2009-10	Jeff Howard	2020-22	Bill Musgrave	2023
John David Crow	1972-73	John Huftnagel	1999-00	Tom Myslinski	2004, 2007-09
Ted Daisher	2007-08	Jed Hughes	1989	Robert Nunn	2016
Joe Daniels	1983-84	Shaun Hulst	2020-23	Bob Nussbaumer	1966-71
Jeff Davidson	2005-06	Rod Humenuik	1975-82	Scott O'Brien	1991-95
Bill Davis	1999, 2011-12	Hal Hunter Sr.	1989-92	Kevin O'Connell	2015

Tom Olivadotti..... 1985-86
 Jim O'Neil 2014-15
 Chad O'Shea..... 2020-23
 Chuck Pagano..... 2001-04
 Bob Palcic 1999
 John Parrella 2019
 Andre Patterson 2003-04
 Clancy Pendergast 2003
 Joe Pendry 1985-88
 Ray Perkins 1999-00
 Scott Peters..... 2020-23
 John Petercuskie..... 1978-84
 Drew Petzing 2020-22
 Joker Phillips 2015
 Rob Phillips 2001-04
 Mike Pitts..... 2000
 Kennedy Pola..... 2004
 Fran Polsfoot..... 1972-74
 Joe Popp 1989-90
 Dick Portee..... 1999
 Tom Pratt..... 1981-88
 Mike Priefer 2019-22
 Ray Prochaska 1971-72
 Dan Radakovich 1989-90
 Dave Redding 1982-88
 Ray Rhodes..... 2011-12
 Paul Ricci 2014-15
 Alfredo Roberts 2007-08
 Daron Roberts 2013
 Terry Robiskie 2001-06
 Kevin Rogers..... 2020-23
 Brad Roll..... 2013
 Kurt Roper 2015
 Jerry Rosburg 2001-06
 Keith Rowen 1984
 Rob Ryan 2009-10
 Nick Saban 1991-94
 Eric Sanders..... 2016-18
 Al Saunders..... 2016-18
 Bob Saunders..... 2016-18
 Phil Savage 1991-93
 Joe Scannella..... 1982-84
 Rip Scherer 2005-08
 Kurt Schottenheimer..... 1987-88
 Marty Schottenheimer 1980-84
 Jim Schwartz..... 2023
 Greg Seamon 2016-18
 Brad Seely..... 2009-10
 George Sefcik..... 1975-77, 1989-90
 John Settle 1995, 2013
 Sam Shade..... 2018
 Kyle Shanahan 2014
 Mike Sheppard 1993-95
 Jim Shofner 1978-80, 1990
 Clyde Simmons 2017-18
 Jerry Simmons 1991-95
 Nick Skorich 1964-70
 Bob Slowik..... 1999
 Ryan Slowik..... 2016
 Aril Smith 1999
 Carl Smith..... 2001-03, 2009-10
 Jerry Smith 1973
 Seitu Smith..... 2020
 Tom Spann 1995
 Tony Sparano 1999-00
 Kevin Spencer 1991-94
 Luke Steckel..... 2009-12

Shane Steichen 2013
 Mike Sullivan 2001-04, 2007-08, 2013
 Al Tabor 1972-77
 Chris Tabor 2011-17
 Jason Tarver 2020-23
 Lionel Taylor 1989-90
 Ty Taylor 2023
 John Teerlinck..... 1989-90
 Timmy Temerario..... 1950-51
 Tyler Tettleton 2019
 Jordan Thomas..... 2022-23
 Gary Tranquill 1991-93
 Marc Trestman 1988-89
 Bob Trott 2005-08
 Mel Tucker 2005-08
 Tony Tuioti 2014-15
 Norv Turner 2013
 Scott Turner..... 2013
 Jeff Uhlenhake..... 2005-06
 Ed Ulinski 1954-70
 Cory Undlin..... 2005-08
 Alex Van Pelt 2020-23
 Jim Vecchiarella 1990
 Bubba Ventrone..... 2023
 Rick Venturi 1994-95
 Frank Verducci 2007-08
 Bob Voigts 1946
 DeWayne Walker..... 2017-19
 Darwin Wallis..... 1983-88
 Nemo Washington 2023
 George Warhop 2009-13
 Stan Watson 2016-17
 Anthony Weaver..... 2014-15
 Larrye Weaver 1983
 Chuck Weber..... 1978-79
 Mark Whipple 2011-12
 Joe Whitt 2019
 Ken Whisenhunt 1999
 Woody Widenhofer..... 1993-94
 Steve Wilks 2019
 Blake Williams 2017-18
 Gregg Williams 2017-18
 Jerry Williams 1971
 Kirby Wilson 2016-17
 Mike Wilson 2011-12
 Jody Wright..... 2019
 Mike Wolf..... 2014-15
 Dick Wood 1974
 Joe Woods..... 2020-22
 Gary Wroblewski 1989-90
 Bob Wylie 2017-18
 Ken Zampese..... 2018
 Larry Zierlein 2001-04

1946

No draft

1947 - AAFC

Hoerner, Dick.....	B.....	Iowa
(Pre-draft bonus selection)		
Rich, Lawrence.....	C.....	Tulane
(Pre-draft bonus selection)		
1. Chappius, Bob (8).....	B.....	Michigan
2. Cowhig, Gerry (16).....	B.....	Notre Dame
3. Carpenter, Jack (24).....	T.....	Michigan
4. Cowan, Bob (32).....	B.....	Indiana
5. Griffen, Bill (40).....	T.....	Kentucky
6. Bush, Jack (48).....	T.....	Georgia
7. Rapacz, John (56).....	C.....	Oklahoma
8. Hazelhurst, Bob (64).....	B.....	Denver
9. Ellsworth, Ralph (72).....	B.....	Texas
10. Dewar, Jimmy (80).....	B.....	Indiana
11. Huber, Bill (88).....	E.....	Illinois
12. Gianelli, Mario (96).....	G.....	Boston
13. Shurnas, Marshall (104).....	E.....	Missouri
14. Signaigo, Joe (112).....	B.....	Notre Dame
15. Widseth, Dean (120).....	T.....	Minnesota

1948 - AAFC

1. Durkota, Jeff (8).....	B.....	Penn State
3. Cline, Ollie (18).....	B.....	Ohio State
7. Thompson, Tommy (41).....	C.....	William & Mary
9. Smith, Bill (53).....	T.....	North Carolina
11. Maughan, Ralph (65).....	C.....	Utah State
12. Sensenbaurer, Dean (73).....	B.....	Ohio State
13. Rubish, Mike (81).....	E.....	North Carolina
14. Sarkesian, Alex (89).....	C.....	Northwestern
15. Dworsky, Dan (97).....	B.....	Michigan
16. Beasley, Scott (105).....	E.....	Nevada
17. Steger, Russ (113).....	B.....	Illinois
18. Hoistma, Lou (121).....	E.....	William & Mary
19. Ashbaugh, Pete (129).....	B.....	Notre Dame
20. Templeton, Dave (137).....	G.....	Ohio State
21. Eddleman, Dike (145).....	B.....	Illinois
22. Gambino, Lou (153).....	B.....	Maryland
23. McDowell, Jim (161).....	G.....	William & Mary
24. Fowle, Heywood (169).....	T.....	North Carolina
25. Parseghian, Ara (177).....	B.....	Miami (Ohio)
26. Saylor, Todd (185).....	E.....	Lafayette (Pa.)
27. Caughron, Harry (193).....	T.....	William & Mary
28. Lanzi, Pete (201).....	E.....	Youngstown State
29. Roman, George (209).....	T.....	Case Western Reserve
30. Sheehan, Mel (217).....	E.....	Missouri

1949 - AAFC

1. Mitchell, Jack (8).....	QB.....	Oklahoma
3. Collins, Albin "Rip" (21).....	B.....	Louisiana State
4. McLellan, Bill (29).....	T.....	Brown
5. McNeill, Ed (37).....	E.....	Michigan
6. O'Malley, Tom (45).....	B.....	Cincinnati
7. Alexander, Phil (53).....	T.....	South Carolina
8. Cannevino, Mike (61).....	B.....	Ohio State
9. Walker, Doak (69).....	B.....	Southern Methodist
10. Adams, Norb (77).....	B.....	Purdue
11. Norton, Negley (85).....	T.....	Penn State
12. Burns, Frank (93).....	B.....	Rutgers

13. Self, Clarence (101).....	B.....	Wisconsin
14. Kersulis, Walt (109).....	E.....	Illinois
15. Stuart, Bobby Jack (117).....	B.....	Army
16. Bowne, J.L. "Dinky" (125).....	B.....	Georgia Tech
25. Cooney, Larry (172).....	B.....	Penn State
26. Lininger, Jack (177).....	C.....	Ohio State
27. Gagne, Verne (182).....	E.....	Minnesota
28. Moran, Jim (187).....	B.....	John Carroll
29. Soboleski, Joe (192).....	T.....	Michigan

1950 - NFL

1. Carpenter, Ken (13).....	HB.....	Oregon State
2a. Sandusky, John (18).....	OT/DT.....	Villanova
(from Detroit for rights to HB Doak Walker, drafted by Browns in 1949)		
2b. Martin, Jim (26).....	OE/OT.....	Notre Dame
3. Robinson, Jimmy Joe (39).....	HB.....	Pittsburgh
4. Wilson, Bob "Red" (52).....	C/OE.....	Wisconsin
5. Phelps, Don "Dopey" (65).....	HB.....	Kentucky
6. Gorgal, Ken (78).....	QB.....	Purdue
7. Carter, Win (91).....	FB.....	Missouri
8. Frizzell, Russ (104).....	T.....	Tulsa
9. Duncan, Jim (117).....	OE.....	Wake Forest
10. O'Pella, Frank (130).....	HB/LB.....	William & Mary
11. Plotz, Bob (143).....	G.....	Pittsburgh
12. Cole, Emerson (156).....	FB.....	Toledo
13. Wright, Rupe (169).....	G.....	Baylor
14. Harrington, Packard (182).....	C.....	St. Mary's
15. Meland, Ted (195).....	G.....	Oregon
16. King, William "Art" (208).....	G.....	Ball State
17. McKinney, Hal (221).....	G.....	Missouri Valley
18. Travue, Joe (234).....	HB.....	Louisville
19. Songin, Ed "Butch" (247).....	QB.....	Boston College
20. Hackney, John (260).....	G.....	Murray State
21. Vogts, Leroy (273).....	OG.....	Washington U. (St. Louis)
22. Dowling, Jim (286).....	G.....	Santa Clara
23. Moselle, Don (299).....	HB.....	Superior State
24. Woodland, Jack (312).....	HB.....	Bowling Green
25. Brasher, Jim (325).....	C.....	Maryland
26. Toogood, Charley (338).....	T.....	Nebraska
27. Gray, Dick (351).....	HB.....	Oregon State
28. Pyle, Billy (364).....	HB.....	Texas
29. Schnelker, Bob (377).....	E.....	Bowling Green
30. Massey, Jim (390).....	HB.....	Detroit Mercy

1951 - NFL

1. Konz, Ken (14).....	HB/S.....	LSU
2. Curtis, Ernest "Bucky" (26).....	OE.....	Vanderbilt
3. Helluin, Jerome (38).....	T.....	Tulane
4a. Oristaglio, Bob (39).....	FL.....	Pennsylvania
(from San Francisco as payment for E Gordon Soltau)		
4b. Smith, Bob (41).....	FB.....	Texas A&M
(from Green Bay for HB/DB Bill Boedeker)		
4c. Donovan, Artie (50).....	T.....	Boston College
5. Loomis, Ace (62).....	B.....	Wisconsin-LaCrosse
6. Rogas, Dan (74).....	G.....	Tulane
7a. Holdash, Irving (82).....	C.....	North Carolina
(from New York Yankees for John Yonakor)		
7b. Michaels, Walt (86).....	HB.....	Washington & Lee
8a. Spinney, Art (88).....	E.....	Boston College
8b. Clark, Max (98).....	HB.....	Houston
(from Green Bay for QB Tom O'Malley)		

9a. Toler, Burrel (105).....	G.....	San Francisco (from Detroit for E Jim Ducan)
9b. Shula, Don (110).....	DB.....	John Carroll
10. Gierula, Chet (123).....	G.....	Maryland
11. Custis, Bernie (135).....	B.....	Syracuse
12a. Seillers, Milan (142).....	HB.....	Florida State (from Detroit Lions for FB Chuck Schroll)
12b. Kirtley, Stew (147).....	E.....	Morehead State
13. Voskuhl, Bob (159).....	C.....	Georgetown College (Ky.)
14. Cernoch, Rudy (171).....	T.....	Northwestern
15. Skibinski, Joe (183).....	G.....	Purdue
16. Pasky, Ed (195).....	QB.....	South Carolina
17. Kane Leroy (207).....	HB.....	Dayton
18. De Roin, Rube (219).....	C.....	Oklahoma State
19. Solari, Ray (231).....	G.....	California
20. Crocher, Jack (243).....	B.....	Tulsa
21. Stone, Ray (255).....	E.....	Texas
22. Taseff, Carl (267).....	FB.....	John Carroll
23. Champion, Johnny (279).....	HB.....	Southern Methodist
24. Benner, Wayne (291).....	HB.....	Florida State
25. Knispel, John (303).....	T.....	Wisconsin-LaCrosse
26. Williams, Fred (315).....	T.....	Arkansas
27. Jones, Jack (327).....	HB.....	Livingston State
28. Thrift, Roger (339).....	HB.....	East Carolina
29. Driver, Bill (351).....	QB.....	Florida State
30. Averno, Sisto (362).....	G.....	Muhlenberg

1952 - NFL

1a. Rechichar, Bert (10).....	DB.....	Tennessee (from Detroit for E/T Jim Martin)
1b. Agganis, Harry (12).....	QB.....	Boston University
2. Hughes, Bill (24).....	LB.....	Michigan State
3a. Klosterman, Don (26).....	QB.....	Loyola Marymount (from New York Yankees)
3b. Campanella, Joe (36).....	DT.....	Ohio State
4a. Costa, Elmer (39).....	T.....	North Carolina State (from Green Bay)
4b. Renfro, Ray (48).....	HB.....	North Texas
5. Jankovich, Keever (60).....	E.....	College of Pacific
6. Shields, Burrell (72).....	DB.....	John Carroll
7. Pace, John (84).....	T.....	Mississippi State
8a. Williams, Stan (86).....	E.....	Baylor (from New York Yankees)
8b. Forester, Herschel (96).....	G.....	Southern Methodist
9. Finnell, Bob (108).....	B.....	Xavier
10. Ribiero, Pat (120).....	T.....	College of Pacific
11. Logan, Dick (132).....	T.....	Ohio State
12. Thompson, Roy (144).....	B.....	Florida State
13. Cosgrove, Tom (156).....	C.....	Maryland
14. Ruzich, Steve (168).....	G.....	Ohio State
15. Alpin, Holland (180).....	E.....	Tampa
16a. Neathery, Herb (189).....	HB.....	Illinois (from Detroit)
16b. Rowland, Ed (192).....	T.....	Oklahoma
17. Sheets, Stewart (204).....	T.....	Penn State
18. Mirchi, Ken (216).....	G.....	Santa Clara
19a. Talarico, Sam (225).....	T/G.....	Indiana (from San Francisco)
19b. Maccioli, Mike (228).....	B.....	Purdue
20. Brandenberry, Bob (240).....	B.....	Kansas
21. Calhoun, Dick (252).....	DT.....	Baylor

22. Johnson, Howard "Corky" (264).....	T.....	Santa Barbara
23. Robertson, Bobby (276).....	HB/P.....	Indiana
24. Wren, Lowe "Junior" (288).....	B.....	Missouri
25. Reddell, Billy (300).....	B.....	Florida
26. Vernasco, Joe (312).....	E.....	Illinois
27. Maletzky, Bill (324).....	G.....	Maryland
28. Pietro, John (336).....	G.....	Brown
29. Klevay, Walt (348).....	B.....	Ohio State
30. Saban, John (360).....	FB.....	Xavier

1953 - NFL

1. Atkins, Doug (11).....	DT.....	Tennessee
2. Reynolds, Billy (23).....	HB.....	Pittsburgh
3a. Bruney, Fred (35).....	HB.....	Ohio State
3b. Donaldson, Gene (37).....	G.....	Kentucky (from Detroit Lions for B Robert Smith)
3c. Hietikko, Jim (38).....	T.....	Ohio State (from Dallas Texans for QB Don Klosterman)
4b. Tamburo, Dick (47).....	C/LB.....	Michigan State
5. Van Doren, Bob (59).....	E.....	Southern California
6. Steinbrunner, Don (71).....	C/LB.....	Washington State
7. Filipski, Gene (83).....	B.....	Villanova
8. Massey, Carlton (95).....	E.....	Texas
9. McNamara, Bob (107).....	E.....	Minnesota
10. Natali, Elmo (119).....	FB.....	California State (Pa.)
11. Hilinski, Dick (131).....	T.....	Ohio State
12. Willhoite, Elmer (143).....	G.....	Southern California
13. Fiss, Galen (155).....	LB.....	Kansas
14. Nagler, Gern (167).....	E.....	Santa Clara
15. Carson, Johnny (179).....	E.....	Georgia
16. Kuykendall, Eric (191).....	FB.....	Illinois
17. Bean, George (203).....	B.....	Utah
18. Batten, Dick (215).....	T.....	College of Pacific
19. Cain, Tom (227).....	G.....	Colorado
20. Noll, Chuck (239).....	T.....	Dayton
21. Crockett, Bill (251).....	G.....	Rice
22. Looper, Byrd (263).....	B.....	Duke
23. Kent, Ronnie (275).....	B.....	Tulane
24. Labenda, John (287).....	T.....	Wittenberg
25. Ellis, Jim (299).....	B.....	Michigan State
26. Hoag, Charley (311).....	B.....	Kansas
27. Sisco, Jack (323).....	C.....	Baylor
28. Verkirk, Ray (335).....	T.....	North Texas
29. Hobson, Clell (347).....	B.....	Alabama
30. Myers, Andy (358).....	G.....	Tennessee

1954 - NFL

Garret, Robert (1).....	QB.....	Stanford (Bonus Selection)
1. Bauer, John (12).....	G.....	Illinois
2. Hanulak, Chester "Chet" (24).....	HB.....	Maryland
3. Bassett, Maurice (36).....	FB.....	Langston (Okla.)
4. Hilgenberg, Jerry (48).....	C.....	Iowa
5. Lucky, William (60).....	T.....	Baylor
6a. Smith, James (64).....	T.....	Baylor (from Baltimore for C Tom Cosgrove)
6b. Jenkins, Asa (72).....	FB.....	Toledo
7. Miller, Donald (84).....	HB.....	Southern Methodist
8a. Barbish, William (95).....	HB.....	Tennessee (from San Francisco for DB Fred Bruney)
8b. Harris, Charles (96).....	HB.....	Georgia

9. Jones, Thomas (108)	HB	Miami (Ohio)
10a. Goss Donald (119)	G	Southern Methodist (from San Francisco for T/E Bob Van Doren)
10b. Pagna, Thomas (120)	HB	Miami (Ohio)
11. Schuebel, Max (132)	T	Rice
12. Bruenich, Thomas (144)	T	Maryland
13. Cummins, George (156)	LB	Tulane
14. Head, James (168)	FB	Iowa
15. Lyssy, Chester (180)	B	Hardin-Simmons
16. Raidel, Richard (192)	G	Kent State
17. Chapman, Howard (204)	T	Florida
18. Worrman, William (216)	B	South Carolina
19. Taylor, John (228)	C	Austin
20. Pierce, Hugh (240)	C	North Carolina State
21. Baughman, James (252)	G	Illinois
22. Caudle, Lloyd (264)	B	Duke
23. Mischak, Robert (276)	E	Army
24. Grambling, John (288)	QB	South Carolina
25. Hughes, Thomas (300)	T	Virginia Tech
26. Lundy, Joseph (312)	G	Kansas
27. Mapp, John (324)	B	VMI
28. Vergara, Vincent (336)	B	Syracuse
29. Carter, Troy (348)	B	VMI

1955 - NFL

1. Burriss, Kurt (13)	C/LB	Oklahoma
2. Renfro, Weldon "Dean" (25)	HB	North Texas
3a. Hall, John (35)	DT/LB	Iowa (from Chicago Bears with B Fred Morrison for B Harry Jagade)
3b. Freeman, Bob (37)	QB	Auburn
4a. Reynolds, Paul (41)	HB	Notre Dame (from Green Bay for T Jerome Helluin)
4b. Palumbo, Sam (49)	DT/LB	Notre Dame
5. Dandoy, Aramis (61)	HB	Southern California
6. Bolden, Leroy (73)	HB	Michigan State
7. Locklear, Jack (85)	C/LB	Auburn
8. (choice traded to Detroit for E Marion Gaskin)		
9. Ford, Henry (109)	HB	Pittsburgh
10. Dillon, Glen (121)	OE	Pittsburgh
11. Knebel, Eric (133)	T	Southern Methodist
12. Eaton, Jack (145)	T	New Mexico
13. Borton, John (157)	QB	Ohio State
14. Robinson, Fred (169)	G	Washington
15. Smith, Bob (181)	HB	Nebraska
16. Suchy, Don (193)	C	Iowa
17. Leonard, Bob (205)	FB	Purdue
18. Champlin, Steve (217)	T	Oklahoma
19. Ebert, Tom (229)	E	Kansas State
20. Proctor, William (241)	T	Florida State
21. Spinks, Richard (253)	HB	Texas Tech
22. Stone, Gerald (265)	T	Southeastern Louisiana
23. Greer, James (277)	E	Elizabeth City State
24. Matsock, John (289)	HB	Michigan State
25. Lindo, Ernie (301)	HB	College of Pacific
26. Fife, Don (313)	C	Purdue
27. Baldwin, Bobby (325)	B	Sam Houston State
28. Tokus, Ed (337)	E	Georgia
29. Robinson, Tex (349)	HB	Temple
30. Leachman, Lamar (360)	C	Tennessee

1956 - NFL

1. Carpenter, Preston (13)	HB	Arkansas
2. Kinard, Billy (25)	DB	Mississippi
3a. Ross, Larry (34)	E	Denver (from Chicago with Bears' 6th choice for DT Doug Atkins and QB Ken Gorgal)
3b. Quinlan, William (37)	E	Michigan State
4. Moss, Bob (49)	HB	West Virginia
5. Clarke, Frank (61)	E	Colorado
6a. Plunkett, Sherman (71)	E	Maryland Eastern Shore (from Chicago, see 3a.)
6b. Wiggin, Paul (73)	T	Stanford
7. Griffith, Charles (85)	E	Southern California
8. Hellyer, Len (97)	HB	Marshall
9. Hecker, Jack (109)	OE	Bowling Green
10. Rayburn, Ed (121)	T	Rice
11. Underdunk, William (133)	T	West Virginia
12. Javernick, Harry (145)	T	Colorado
13. Furey, Jim (157)	C	Kansas State
14. Sidwell, Charles (169)	B	William & Mary
15. Davis, Willie (181)	G	Grambling
16. Cooper, Thurlow (193)	E	Maine
17. West, Ed (205)	QB	North Carolina
18. Carroll, Harold (217)	FB	Western Reserve
19. Sebest, John (229)	B	Eastern Kentucky
20. Mobra, Joe (241)	E	Oklahoma
21. Kapish, Eugene (253)	E	Notre Dame
22. Brown, Samuel (265)	HB	UCLA
23. Althouse, Don (277)	E	Syracuse
24. Hughes, Jim (289)	G	San Jose State
25. Davenport, Bob (301)	FB	UCLA
26. Kammerman, Jack (313)	E	Utah
27. Dwyer, Ed (325)	E	Purdue
28. Sparks, Oliver (337)	G	Iowa State
29. Battos, John (349)	E	Vanderbilt
30. Bartholomew, Robert (360)	T	Wake Forest

1957 - NFL

1. Brown, Jim (6)	FB	Syracuse
2. Plum, Milt (17)	QB	Penn State
3. Walker, George (28)	QB	Arkansas
4. Camera, Paul (42)	OE	Stanford
5a. Jordan, Henry (52)	OT	Virginia (from Green Bay for HB Chester Lyssy)
5b. Campbell, Milt (53)	HB	Indiana
6a. Amstutz, Joe (63)	C	Indiana (from Green Bay for T George Cummins)
6b. Martin, Harley (67)	T	California
7a. Hickerson, Gene (78)	OT	Mississippi
7b. Rotunno, Mike (82)	C	Michigan (from N.Y. Giants for B Gene Filipski)
8. Gillis, Dan (89)	C	Rice
9. Comstock, Don (103)	B	Alabama
10. Reinhart, Robert (114)	QB	San Jose State
11. Cummings, William (125)	T	Ohio State
12. Spitzenberger, Rudy (139)	G	Houston
13. Sansom, Jerry (150)	E	Auburn
14. Feller, Don (161)	B	Kansas
15. Kaiser, Dave (175)	E	Michigan State
16. Bayuk, John (186)	B	Colorado
17. Tamburello, Frank (197)	QB	Maryland

18. Torczon, Laverne (211).....	G.....	Nebraska
19. Ploen, Kenneth (222).....	QB.....	Iowa
20. Stillwell, Jack (233).....	E.....	North Carolina
21. Juneau, Curry (247).....	E.....	Southern Mississippi
22. Winters, Bob (258).....	B.....	Utah State
23. Frazer, Jim (269).....	T.....	Hampden-Sydney
24. Napoleon, Allen (283).....	B.....	Stanford
25. Dimitroff, Tom (294).....	QB.....	Miami (Ohio)
26. Bliss, Allen (305).....	E.....	Miami (Ohio)
27. Okulovich, Andy (319).....	QB.....	Ohio State
28. Cockrell, Gene (330).....	T.....	Hardin-Simmons
29. Trozzo, William (341).....	T.....	West Virginia
30. McKiever, Bob (354).....	B.....	Northwestern

1958 - NFL

1. Shofner, Jim (13).....	DB.....	TCU
2. Mitchell, Charles (25).....	G.....	Florida
3a. (choice traded to Chicago Bears for QB James Haluska)		
3b. Guy, Melvin (34).....	T.....	Duke
(from Detroit for C Frank Gatski)		
4. Ninowski, Jim (49).....	QB.....	Michigan State
5a. Funston, Farrell (60).....	OE.....	College of Pacific
5b. Gibbons, Jim (61).....	OE.....	Iowa
(from Detroit with RB Lew Carpenter for LB Roger Zatkoff)		
6. Wulff, James (72).....	HB.....	Michigan State
7. Mitchell, Bob (84).....	HB.....	Illinois
8. Lattimore, Bert (96).....	E.....	Duke
9. Parrish, Bernie (108).....	DB.....	Florida
10. Russavage, Leo (120).....	T.....	North Carolina
11. Bowermaster, Russ (132).....	OE.....	Ohio State
12. Brodhead, Robert (144).....	QB.....	Duke
13. Williams, Hal (156).....	B.....	Miami (Ohio)
14. Miller, Ken (168).....	T.....	TCU
15. Hoelscher, Howard (180).....	FB.....	Rice
16. Cornelison, Jerry (192).....	T.....	Southern Methodist
17. Osborn, Roddy (204).....	HB.....	Texas A&M
18. Johnson, Alvin Peter (216).....	T.....	Idaho
19. Brown, Ed (228).....	G.....	Arizona
20. Serieka, Edward (240).....	B.....	Xavier
21. Martin, William (252).....	E.....	Iowa State
22. Renn, Robert (264).....	HB.....	Florida State
23. Verkey, Dan (276).....	T.....	Washington State
24. O'Connor, Jim (288).....	T.....	Marshall
25. Peters, Robert (300).....	HB.....	Baylor
26. Thompson, Frank (312).....	T.....	Wake Forest
27. Thelan, Dave (324).....	HB.....	Miami (Ohio)
28. Boykin, William (336).....	T.....	Michigan State
29. Czapla, Frank (348).....	T.....	Missouri
30. Svendsen, Bernard (359).....	C.....	Minnesota

1959 - NFL

1. Kreitling, Rich (11).....	OE.....	Illinois
2. Schafrath, Dick (23).....	OT.....	Ohio State
3. O'Brien, Francis (35).....	OT.....	Michigan State
4a. Prahst, Gary (37).....	OE.....	Michigan
(from Green Bay for E Len Ford)		
4b. Lloyd, Dave (47).....	C.....	Georgia
5a. Wooten, John (53).....	G.....	Colorado
(from Detroit for E Jim Gibbons)		
5b. LeBeau, Dick (58).....	DB.....	Ohio State
6a. Prestel, James (70).....	T.....	Idaho

(from New York for G Bob Mischak)		
6b. Denton, Bob (71).....	DE.....	College of Pacific
7. Miller, Gene (82).....	T.....	Rice
8a. Ptacek, Robert (87).....	QB.....	Michigan
(from Chicago Cardinals for C Don Gillis)		
8b. (choice traded to Green Bay for E Dick Deschaine)		
9. Wilson, Kirk (106).....	P/K.....	UCLA
10. Zeman, Robert (119).....	B.....	Wisconsin
11. King, Gerald (130).....	G.....	Kent State
12. Palandrani, Francis (143).....	T.....	North Carolina State
13. Reese, Ray (154).....	LB.....	Bowling Green
14. Dubenion, Elbert (167).....	HB.....	Bluffton
15. Salwocki, Tom (178).....	C.....	Pittsburgh
16. Caleb, Jamie (191).....	B.....	Grambling
17. Schmittan, Homer (202).....	E.....	Tennessee Tech
18. Hill, Ed (215).....	G.....	Miami (Ohio)
19. Schroeder, Joe (226).....	T.....	Xavier
20. McClain, Albert (239).....	T.....	Shaw (N.C.)
21. Fraser, James (250).....	G.....	Wisconsin
22. Wenzel, Joe (263).....	E.....	Lehigh
23. Gardner, Jim (274).....	T.....	Duke
24. Goings, Russ (287).....	G.....	Xavier
25. Spycholski, Ernie (298).....	T.....	Ohio State
26. Floyd, Homer (311).....	B.....	Kansas
27. Baker, Larry (322).....	T.....	Bowling Green
28. Abodie, Pete (335).....	E.....	Tulane
29. Nietupolski, Ronald (346).....	T.....	Illinois
30. Ketchie, Carl (359).....	B.....	Washington State

1960 - NFL

1. Houston, Jim (8).....	E.....	Ohio State
2a. Stephens, Larry (18).....	DT.....	Texas
(from Pittsburgh with Steelers' 5th choice for E Darrel Brewster)		
2b. Gautt, Prentice (19).....	FB.....	Oklahoma
3. Fichtner, Ross (33).....	B.....	Purdue
4a. Brewer, John (41).....	E.....	Mississippi
(from Green Bay for HB Robert Freeman)		
4b. Marshall, Jim (44).....	DT.....	Ohio State
5a. Jarus, Bob (53).....	FB.....	Purdue
(from Green Bay for T Henry Jordan)		
5b. (Browns' choice traded to Pittsburgh, see 2a.)		
6. Khayat, Robert (69).....	G.....	Mississippi
7. Anderson, Taz (80).....	FB.....	Georgia Tech
8. White, Bob (91).....	B.....	Ohio State
9. Burford, Chris (105).....	E.....	Stanford
10. Washington, Clyde (116).....	HB.....	Purdue
11. Franklin, Bob (127).....	QB.....	Mississippi
12. Mostordi, Rich (141).....	B.....	Kent State
13. Grecni, Rich (152).....	C.....	Ohio University
14. Dumbauld, Bill (163).....	T.....	West Virginia
15. Watkins, Thomas (177).....	HB.....	Iowa State
16. Waldon, James (188).....	QB.....	Wyoming
17. Coleman, Lovell (199).....	B.....	Western Michigan
18. Hanlon, Jack (213).....	B.....	Pennsylvania
19. Campbell, Jack (224).....	E.....	Toledo
20. Nelson, Bob (235).....	C.....	Wisconsin

1961 - NFL

1a. Crespino, Robert (10).....	E.....	Mississippi
(choice acquired from Detroit with LB Robert Long for QB Jim Ninowski)		
1b. (Browns' choice traded to Dallas for T Paul Dickson and Dallas' 1st draft		

choice in 1962)

2. Nutting, Edward (27)	T	Georgia Tech
3. (Browns' choice traded to Los Angeles for T Gene Selawski)		
4. Brown, John (55)	T	Syracuse
5. Lucci, Mike (69)	C	Tennessee
6a. Parker, Frank (79)	T	Oklahoma State
(choice acquired from Detroit for T William McClung)		
6b. (Browns' choice traded to St. Louis for E Don Fleming)		
7. Powell, Preston (97)	B	Grambling
8a. Cox, Fred (110)	HB	Pittsburgh
(choice acquired from Green Bay for FB Robert Jarus)		
8b. Frongillo, John (111)	T	Baylor
9. Gibbs, Jake (125)	QB	Mississippi
10a. Wolff, Wayne (129)	G	Wake Forest
(choice acquired from Washington for HB Jim Wulff)		
10b. Ericson, Ken (139)	E	Syracuse
11. Gault, Billy (153)	B	TCU
12. Lage, Richard (167)	E	Lenoir-Rhyne
13. Wilson, Jack (181)	B	Duke
14. Lohman, Phil (195)	C	Oklahoma
15. Taylor, Charles (209)	B	Mississippi
16. Shoals, Roger (223)	T	Maryland
17. Bird, Calvin (237)	B	Kentucky
18. Morris, Ed (251)	T	Indiana
19. Minihane, Robert (265)	G	Boston University
20. Baker, Charles (279)	T	Tennessee

1962 - NFL

1a. Collins, Gary (4)	E	Maryland
(from Dallas along with T Paul Dickson for Browns' first choice in 1961)		
1b. Jackson, Leroy (11)	B	Western Illinois
(rights to Jackson traded to Washington for rights to RB Ernie Davis)		
2a. Hinton, Charles (17)	T	North Carolina Central
(from Minnesota for T Jim Prestel, RB Jamie Caleb and Vikings 11th round choice)		
2b. Stephens, Sandy (25)	QB	Minnesota
3a. (Browns' choice traded to Dallas for G Duane Putnam)		
3b. Furman, John (42)	QB	Texas-El Paso
(choice acquired from Green Bay for QB John Roach)		
4. Sczurek, Stan (53)	G	Purdue
5. Rivera, Henry (67)	HB	Oregon State
6. Tidmore, Sam (81)	E	Ohio State
7. Havlicek, John (95)	E	Ohio State
8. (Browns' choice traded to Detroit for DT Erroll Linden)		
9. Dickerson, Charles (123)	T	Illinois
10a. Goerlitz, Gerald (129)	C	Northern Michigan
(from Minnesota for T Robert Denton)		
10b. White, Albert (137)	B	Capital
11a. Myers, Ronnie (142)	E	Villanova
(from Minnesota, see 2a.)		
11b. McNeil, Clifton (151)	E	Grambling
12. Stute, Ted (165)	E	Ohio University
13. Gardner, Frank (179)	T	North Carolina Central
14. Shorter, Jim (193)	B	Detroit Mercy
15. Goosby, Tom (207)	G	Baldwin-Wallace
16. Biodrowski, Dennis (221)	E	Memphis
17. Harlan, Herbert (235)	E	Baylor
18. Bishop, Sonny (249)	G	Fresno State
19. Anabo, John (263)	QB	Fresno State
20. Flatley, Paul (277)	B	Northwestern

1963 - NFL

1. Hutchinson, Tom (9)	E	Kentucky
2. Kanicki, Jim (23)	T	Michigan State
3. (Browns' choice traded to Los Angeles with DT Larry Stephens and Browns' 6th choice for QB Frank Ryan and HB Tom Wilson)		
4. Munsey, Bill (51)	B	Minnesota
5a. (Browns' choice traded to Pittsburgh for RB Charley Scales)		
5b. Baker, Frank (68)	B	Toledo
(from Detroit with RB Howard Cassady and DE Bill Glass for RB Tom Watkins and DE Dave Lloyd)		
6a. Borghetti, Ernest (72)	T	Pittsburgh
(from Minnesota for DB Tom Franckhouser, OT Erroll Linden, WR Charlie Ferguson and K Fred Cox)		
6b. Bloom, Tom (72)	B	Purdue
(Philadelphia's choice awarded to Cleveland for improper waiver procedure involving Howard Cassady)		
6c. (Browns' choice traded to Los Angeles, see 3.)		
7. (Browns' choice traded to Green Bay for RB Ernie Green)		
8. Sweeney, Walter (107)	E	Syracuse
9. Raimy, Dave (121)	B	Michigan
10. Bobbitt, Jim (135)	G	Michigan State
11. Graham, Art (149)	WR	Boston College
12. Infante, Lindy (163)	B	Florida
13. Katterhenrich, Dave (177)	B	Ohio State
14. Faulkner, Staley (191)	T	Texas
15. Reade, Lynn (205)	T	Southern California
16. Kelly, Richard (219)	OG	Georgia
17. Anderson, Richard (233)	E	Penn State
18. Garvin, Bobby (247)	T	Mississippi State
19. Sherman, Gary (261)	LB	Bowling Green
20. Shaw, Steve (275)	B	Vanderbilt

1964 - NFL

1. Warfield, Paul (11)	WR	Ohio State
2. Truax, Bill (26)	TE	LSU
3. (Browns' choice traded to Dallas for DT Ken Frost)		
4. Shackelford, Don (54)	T	College of Pacific
5. Klein, Richard (67)	T	Wichita State
6. (Browns' choice traded to Dallas for G Andy Cvercko)		
7. Odom, Sammy (95)	LB	Northwestern State (La.)
8. Kelly, Leroy (110)	HB	Morgan State
9. Briscoe, John (123)	LB	Arizona
10a. Van Raaphorst, Richard (135)	K	Ohio State
10b. Robinson, Bobby (138)	G	Mississippi
(choice acquired from Minnesota for RB Tom Wilson)		
11. Versprille, Edward (151)	FB	Alabama
12. Mitchell, Ed (166)	T	Southern
13. Meehan, Bob (179)	G	Syracuse
14. Sieg, Terry (194)	HB	Virginia
15. Houtman, John (207)	T	Michigan
16. Williams, Sidney (222)	E	Southern
17. Bartolameolli, Larry (235)	T	Western Michigan
18. Lewis, Sherman (250)	HB	Michigan State
19. Higgins, Jim (263)	G	Xavier
20. Archer, Dave (278)	T	Syracuse

1965 - NFL

1. (Browns' choice traded to San Francisco for G Ted Connolly)		
2a. Garcia, James (17)	T	Purdue
(from Chicago along with DB Lowell Caylor and Bears' 3rd round choice for TE Rich Kreitling)		

2b. Bussell, Gerry (22)	HB	Georgia Tech
(choice acquired from Los Angeles for TE Bill Truax)		
2c. Johnson, Walter (27)	DT	Los Angeles State
3a. Scott, Robert "Bo" (32)	HB	Ohio State
(choice acquired from Chicago, see 2a.)		
3b. Maples, Bob (41)	C	Baylor
4. (Browns' choice traded to Minnesota for DT Mike Bundra)		
5. Irwin, Bill (69)	T	Mississippi
6a. Simkus, Arnold (72)	T	Michigan
(from San Francisco for C Frank Morze)		
6b. Aldredge, Corwyn (83)	E	Northwestern State (La.)
7. Lindsey, Dale (97)	LB	Western Kentucky
8. Howell, Mike (111)	QB	Grambling
9. Lane, Gary (125)	QB	Missouri
10. Screen, Pat (139)	QB	LSU
11. Cordill, Olie (153)	HB	Memphis
12. Canale, Justin (167)	G	Mississippi State
13. Pickett, Henry (181)	HB	Baylor
14. Simrell, Dan (195)	QB	Toledo
15. Gagner, Larry (209)	T	Florida
16. Anthony, Mel (223)	FB	Michigan
17. Boyette, John (237)	T	Clemson
18. Arrington, Dick (251)	G	Notre Dame
19. Orazen, Ed (265)	G	Ohio State
20. Goldberg, Frank (279)	LB	Central Michigan

1966 - NFL

1. Morin, Milt (14)	TE	Massachusetts
2. Norton, Rick (29)	QB	Kentucky
3. (Browns' choice traded to N.Y. Giants for DB Erich Barnes)		
4. Duranko, Pete (61)	DE	Notre Dame
5a. Schultz, Randy (74)	FB	Iowa State Teacher's
(from Detroit for OT Roger Shoals)		
5b. Fulford, Dan (78)	E	Auburn
6a. Battle, James (90)	DE	Southern
(from N.Y. Giants for DT Mike Bundra)		
6b. Hoaglin, Fred (93)	C	Pittsburgh
7. Carter, Leroy (109)	FL	Grambling
8. Talaga, Tom (123)	OT	Notre Dame
9. Gregory, Jack (139)	DE	Chattanooga
10. Ledbetter, Monty (153)	FL	Northwestern State (La.)
11. Fire, Tony (169)	DT	Bowling Green
12. Czap, Rich (183)	T	Nebraska
13. Boudreaux, James (199)	DT	Louisiana Tech
14. Lammons, Pete (213)	FL	Texas
15. Ellis, Bob (229)	DB	Massachusetts
16. Ray, David (243)	DB	Alabama
17. Modzelewski, Gene (259)	T	New Mexico State
18. Harraway, Charlie (273)	FB	San Jose State
19. Singer, Karl (289)	DT	Purdue
20. Petro, Joe (303)	DB	Temple

1967 - NFL

1. Matheson, Bob (18)	LB	Duke
2. Conjar, Larry (46)	FB	Notre Dame
3a. Cockroft, Don (55)	K/P	Adams State
(from N.Y. Giants for DE Jim Garcia)		
3b. Barney, Eppie (72)	WR	Iowa State
4a. Ward, Carl (83)	HB	Michigan
(from Atlanta for RB Charley Scales)		
4b. Taffoni, Joe (98)	T	Tennessee-Martin

5. (Browns' choice traded to Dallas for G Joe Bob Isbell)		
6. DeMarie, John (152)	C	LSU
7. House, Bill (177)	DT	Youngstown State
8. Devrow, Bill (205)	DB	Southern Mississippi
9. Dowdy, Cecil (230)	LB	Alabama
10. Copeland, James (255)	G	Virginia
11. Sabatino, Bill (282)	DE	Colorado
12. Fowler, Charles (308)	OT	Houston
13. Andrews, Bill (333)	LB	Southeastern Louisiana
14. Rogers, Floyd (360)	DT	Clemson
15. Williamson, Dennis (386)	DB	Wisconsin-Whitewater St.
16. Williams, Don (411)	WR	Akron
17. Davis, Ben (439)	HB	Defiance

1968 - NFL

1. Upshaw, Marvin (21)	DE	Trinity (Tex.)
2. Garlington, John (47)	LB	LSU
3a. Olszewski, Harry (64)	G	Clemson
(from Pittsburgh for OT John Brown and Steelers 10th round choice)		
3b. Morrison, Reece (66)	HB	Texas-San Marcos
(from Washington along with QB Dick Shiner for QB Jim Ninowski)		
3c. (Browns' choice traded to Los Angeles for DB George Youngblood)		
4. Meylan, Wayne (104)	LB	Nebraska
5a. Wempe, Mike (131)	OT	Missouri
5b. Jackson, Jackie (134)	DB	Clemson
(from Baltimore for P David Lee)		
6a. James, Nathan (152)	DB	Florida A&M
(from N.Y. Giants for LB Vince Costello)		
6b. (Browns' choice traded to Philadelphia for TE Ron Duncan)		
7. Brady, Dale (186)	HB	Memphis
8. Schoen, Tom (212)	DB	Notre Dame
9. Porter, David (238)	DT	Michigan
10a. Greer, James (255)	DE	Stephen F. Austin
(from Pittsburgh, see 3a.)		
10b. Mitchell, Alvin (267)	DB	Morgan State
11. Alcorn, Jim (293)	QB	Clarion State
12. Beutler, Tom (319)	LB	Toledo
13. Sellers, Terry (348)	DB	Georgia
14. Whipps, Edgar (374)	FB	Jackson State
15. Baxter, Bob (400)	FL	Memphis
16. Sievert, Dick (429)	DE	Wisconsin-River Falls
17. McDuffie, Wayne (455)	C	Florida State

1969 - NFL

1. Johnson, Ron (20)	FB	Michigan
2. (Browns' choice traded to Washington for DE Ron Snidow)		
3a. Jenkins, Al (55)	G	Tulsa
(from Philadelphia for RB Larry Conjar)		
3b. Glass, Charles "Chip" (72)	TE	Florida State
4. Summers, Fred (98)	DB	Wake Forest
5. Hooker, Fair (124)	FL	Arizona State
6a. Adams, Larry (145)	DT	TCU
(from N.Y. Giants for QB Gary Lane)		
6b. Righetti, Joe (150)	DT	Waynesburg
7. Sumner, Walt (176)	DB	Florida State
8. Reynolds, Chuck (202)	C	Tulsa
9. Kamzelski, Ron (228)	DT	Minnesota
10. Shelly, Greg (254)	G	Virginia
11. Jones, Dave (280)	FL	Kansas State
12. Davis, Dick (306)	HB	Nebraska
13. Boutwell, Tom (332)	QB	Southern Mississippi

14. Smaha, Jiggy (358)	DT	Georgia
15. Stevenson, Joel (384)	TE	Georgia Tech
16. Lowe, James (410)	FL	Tuskegee
17. Oliver, Bob (436)	DE	Abilene Christian

1970 - NFL

1a. Phipps, Mike (3) (from Miami for WR Paul Warfield)	QB	Purdue
1b. McKay, Bob (21)	T	Texas
2a. Jones, Joe (36) (from New Orleans for LB John Brewer)	DE	Tennessee State
2b. Sherk, Jerry (47)	DT	Oklahoma State
3. (Browns' choice traded to Dallas for QB Jerry Rhome)		
4. Stevenson, Rickey (99)	B	Arizona
5. Engel, Steve (125)	HB	Colorado
6. Cilek, Mike (151)	QB	Iowa
7. Wycinsky, Craig (177)	G	Michigan State
8. Davidson, Honester (203)	S	Bowling Green
9. Brown, Geoff (229)	LB	Pittsburgh
10. Yanchar, Bill (255)	DT	Purdue
11. Benner, Gene (281)	WR	Maine
12. Sanders, Jerry (307)	K	Texas Tech
13. Roberts, Larry (333)	HB	Central Missouri
14. Tharpe, Jim (359)	LB	Lincoln (Mo.)
15. Homoly, Guy (385)	CB	Illinois State
16. Redebaugh, John (411)	TE/K	Bemidji State
17. Tabb, Charles (437)	TE/RB	McMurry

1971 - NFL

1. Scott, Clarence (14)	CB	Kansas State
2. Cornell, Robert "Bo" (40)	HB	Washington
3a. Staroba, Paul (66)	WR	Michigan
3b. Hall, Charles (68) (from Kansas City for DE Marvin Upshaw)	LB	Houston
4. Pena, Robert "Bubba" (92)	G	Massachusetts
5. Brown, Stanley (118)	WR	Purdue
6a. Dieken, Doug (142) (from Chicago for WR Eppie Barney)	T	Illinois
6b. Dixon, Jay (144)	DE	Boston University
7. Jacobs, Bob (170)	K	Wyoming
8. Zelina, Larry (196)	HB	Ohio State
9. Levels, Wilmur (222)	S	North Texas
10. Casteel, Steve (248)	LB	Oklahoma
11. Sikich, Mike (274)	G	Northwestern
12. Blanchard, Felix "Tony" (300)	TE	North Carolina
13. Jamula, Thad (326)	T	Lehigh
14. Kingrea, Rick (352)	LB	Tulane
15. Green, William "Bill" (378)	CB	Western Kentucky
16. Smith, David (404)	WR	Mississippi State
17. Dilon, Leo (430)	C	Dayton

1972 - NFL

1. Darden, Thom (18)	DB	Michigan
2a. Brooks, Clifford (45)	DB	Tennessee State
2b. Sims, Lester (51) (from Miami for LB Bob Matheson)	DE	Alabama
3. (Browns' choice traded to L.A. Rams with G Joe Taffoni for T Mitch Johnson and Minnesota's 5th round choice)		
4. (Browns' choice traded to Kansas City along with Browns' 3rd round choice in 1973 for WR Frank Pitts)		
5a. Hunt, George (122)	K	Tennessee
5b. Kucera, Greg (128)	HB	Northern Colorado

(from Los Angeles, see 3.)

6. Forey, Leonard (149)	G	Texas A&M
7. Wesley, Don (174)	OT	Maryland Eastern Shore
8. McKinnis, Hugh (201)	HB	Arizona State
9a. McKee, Larry (226)	G	Arizona
9b. Lefear, Billy (230) (from Baltimore for LB Tom Beutler)	WR/RB	Henderson (Ark.)
10. Mosier, Herschell (253)	DT	Northwestern Oklahoma
11. Long, Mel (278)	LB	Toledo
12. Chapman, Bernard (305)	DB	Texas-El Paso
13. Sipe, Brian (330)	QB	San Diego State
14. Stewart, Ed (357)	G	East Central (Okla.)
15. McCullar, Jewell (382)	LB	Chico State
16. Wakefield, Richard (409)	WR	Ohio State
17. Portz, William (434)	DB	Sterling (Ka.)

1973 - NFL

1a. Holden, Steve (16) (from N.Y. Giants along with 2nd round choice for DE Jack Gregory and CB Freddie Summers)	WR	Arizona State
1b. Adams, Pete (22)	G	Southern California
2a. Pruitt, Greg (30) (from New York with Giants, see 1a.)	HB	Oklahoma
2b. Steinke, Jim (47)	DB	Texas-San Marcos
3a. Crum, Bob (67) (from Baltimore for C Fred Hoaglin)	DE	Arizona
3b. (Browns' choice traded to Kansas City along with Browns' 4th round choice in 1972 for WR Frank Pitts)		
4a. Dorris, Andy (93) (from Baltimore for K George Hunt)	LB	New Mexico State
4b. Mattingly, Randy (100)	QB	Evansville
5. (Browns' choice traded to San Diego for DT George Wright)		
6. Green, Van (150)	DB	Shaw (N.C.)
7. (Browns' choice traded to Miami for C Bob DeMarco)		
8. (Browns' choice traded to Detroit for DT Jerry Rush)		
9. Wester, Curtis (228)	G	Texas A&M - Commerce
10. Humphrey, Tom (256)	T	Abilene Christian
11. Barisich, Carl (281)	DT	Princeton
12. Simmons, Stan (306)	TE	Lewis and Clark
13. Romaniszyn, Jim (334)	LB	Edinboro
14. Popelka, Robert (359)	DB	Southern Methodist
15. Sullivan, Dave (384)	WR	Virginia
16. Greenfield, George (412)	HB	Murray State
17. McCowry, Robert (437)	C	Michigan State

1974 - NFL

1. (Browns' choice traded to San Diego along with Browns' 2nd round choice in 1975 for LB Bob Babich and Chargers' 4th round choice in 1975)		
2. Corbett, Billy (40)	OT	Johnson C. Smith
3. (Browns' choice traded to Denver for QB Don Horn and a 6th round choice)		
4. (Browns' choice traded to Oakland for WR Gloster Richardson)		
5. Ilgenfritz, Mark (118)	DE	Vanderbilt
6a. Pritchett, Billy (146) (choice acquired from Buffalo)	FB	West Texas A&M
6b. (Browns' choice traded to Denver, see 3.)		
7a. Herrick, Bob (163) (from St. Louis for LB Andy Dorris)	WR	Purdue
7b. Sullivan, Gerry (171)	C/OT	Illinois
8a. (Browns' choice traded to Washington with T Mitch Johnson for a 3rd round choice in 1973)		
8b. Brown, Eddie (199)	DB	Tennessee

- (from Buffalo for LB Rick Kingrea)
- 9. Scott, Dan (224) G.....Ohio State
- 10a. Puestow, Mike (238)..... WR.....North Dakota State
(from Chicago for QB Randy Mattingly)
- 10b. (Browns' choice traded to Buffalo for TE Jan White)
- 11. Gooden, Tom (274)..... K.....Harding
- 12. McNeil, Ron (302)..... DE.....North Carolina Central
- 13. Seifert, Mike (327)..... DE.....Wisconsin
- 14. Hunt, Bob (352)..... HB.....Heidelberg
- 15. Terrell, Ransom (380)..... LB.....Arizona
- 16. Anderson, Preston (407) DB.....Rice
- 17. Buchanan, Carlton (430).....DT.....Southwestern Oklahoma St.

1975 - NFL

- 1. Mitchell, Mack (5)..... DE.....Houston
- 2. (Browns' choice traded to San Diego with Browns' 1st round choice in 1974 for LB Bob Babich and Chargers' 4th round choice in 1974)
- 3. Roan, Oscar (57)..... TE.....Southern Methodist
- 4a. Peters, Tony (82)..... DB.....Oklahoma
- 4b. (Browns' choice with LB Bob Babich traded to New England for WR Reggie Rucker)
- 5a. Zimba, John (109)..... DE.....Villanova
- 5b. Cope, Jim (119)..... LB.....Ohio State
(from Detroit for CB Ben Davis)
- 6a. (Browns' choice traded to San Diego for TE James Thaxton)
- 6b. Miller, Charles (150)..... DB.....West Virginia
(from Washington for WR Paul Staroba)
- 6c. Hynoski, Henry (154)..... HB.....Temple
(from Oakland for WR Frank Pitts)
- 7. Wang, Merle (161)..... OT.....TCU
- 8. Santini, Barry (186)..... TE.....Purdue
- 9a. Poole, Larry (213)..... HB.....Kent State
- 9b. Hogan, Floyd (215)..... DB.....Arkansas
(from Kansas City for DE Bob Briggs)
- 10. Lewis, Stan (238)..... DE.....Wayne State (Neb.)
- 11. Marinelli, Tom (265)..... G.....Boston College
- 12. Ambrose, Dick (290)..... LB.....Virginia
- 13. Armstead, Willie (317)..... WR.....Utah
- 14. Barrett, Tim (342)..... HB.....John Carroll
- 15. Moore, Willie (369)..... DT.....Johnson C. Smith
- 16. McKay, John (394)..... WR.....Southern California
- 17. Graf, Dave (421)..... LB.....Penn State

1976 - NFL

- 1. Pruitt, Mike (7)..... HB.....Purdue
- 2. (Browns' choice traded to Oakland for LB Gerald Irons and Raiders' 9th round choice)
- 3. Logan, Dave (65)..... WR/TE.....Colorado
- 4a. Swick, Gene (97)..... QB.....Toledo
(from Philadelphia for CB Clifford Brooks)
- 4b. St. Clair, Mike (99)..... DE.....Grambling
- 5. Sheppard, Henry (130)..... OT.....Southern Methodist
- 6. (Browns' choice traded to Chicago for Glen Holloway)
- 7. Cassidy, Steve (189)..... DT.....LSU
- 8. (Browns' choice traded to Buffalo for S Neal Craig)
- 9a. Reed, James (242)..... HB.....Mississippi
- 9b. Nagel, Craig (261)..... QB.....Purdue
(from Oakland, see 2.)
- 10. Kleber, Doug (271)..... OT.....Illinois
- 11. Celek, Chuck (297)..... DE.....Kent State
- 12. (Browns' choice traded to Houston for WR Willie Miller)

- 13. Murray, Brian (354)..... OT.....Arizona
- 14. Smalzer, Joe (381)..... TE.....Illinois
- 15. Philyow, Luther (408)..... DB.....Loyola Marymount
- 16. Lorenzen, Chris (438)..... DT.....Arizona State
- 17. Fleming, Tom (465)..... WR.....Dartmouth

1977 - NFL

- 1. Jackson, Robert L. (17)..... LB.....Texas A&M
- 2. Skladany, Tom (46)..... P/K.....Ohio State
(rights later traded to Detroit for 3rd round choice in 1978 and a 7th round choice in 1979)
- 3. (Browns' choice traded to Buffalo with 6th round choice for DT Earl Edwards)
- 4a. Davis, Oliver (102)..... DB.....Tennessee State
- 4b. Sims, Robert "Mickey" (110).....DT.....South Carolina State
(from Chicago for QB Mike Phipps)
- 5. (Browns' choice traded to San Diego for DE Ron East)
- 6. (Browns' choice traded to Buffalo, see 3.)
- 7a. Randle, Ken (173)..... WR.....Southern California
(from Atlanta for DE Ron East)
- 7b. Smith, Blane (184)..... TE.....Purdue
- 7c. Lingenfelter, Bob (188)..... OT.....Nebraska
(from St. Louis for S Neal Craig)
- 8. Armstrong, Bill (213)..... DB.....Wake Forest
- 9. Brown, Daryl (240)..... KR.....Tufts
- 10. Burkett, Tom (269)..... T.....North Carolina
- 11. Nash, Charles (296)..... WR.....Arizona
- 12. Tierney, Leo (325)..... C.....Georgia Tech

1978 - NFL

- 1a. Matthews, Clay (12)..... LB.....Southern California
- 1b. Newsome, Ozzie (23)..... WR.....Alabama
(from Los Angeles with 4th round choice for 1st round choice obtained for QB Mike Phipps)
- 2. Evans, Johnny (39)..... P/QB.....North Carolina State
- 3a. Collins, Larry (67)..... HB.....Texas A&M - Kingsville
(choice acquired from Detroit along with 7th round choice in 1979 for rights to P Tom Skladany)
- 3b. Miller, Mark (68)..... QB.....Bowling Green
- 4a. (Browns' choice to Miami along with 7th round choice as compensation for signing WR Paul Warfield)
- 4b. Pullara, Pete (103)..... G.....Chattanooga
(from Los Angeles, see 1b.)
- 5. Wright, Keith (122)..... FL.....Memphis
- 6. Pitts, Al (149)..... C.....Michigan State
- 7. (Browns' choice to Miami, see 4a.)
- 8. Turnbow, Jesse (205)..... DT.....Tennessee
- 9. Kramer, Jon (234)..... OG.....Baylor
- 10. Watson, Brent (261)..... OT.....Tennessee
- 11. Gillard, Larry (290)..... DT.....Mississippi State
- 12. Biedermann, Leo (317)..... OT.....California

1979 - NFL

- 1a. (Browns' choice traded to San Diego for 1st and 2nd round choices)
- 1b. Adams, Willis (20)..... WR.....Houston
(from San Diego, see 1a.)
- 2a. Johnson, Lawrence (40)..... CB.....Wisconsin
- 2b. Claphan, Sam (47)..... OT.....Oklahoma
(from San Diego, see 1a.)
- 3. Ramey, James (70)..... DE.....Kentucky
- 4. Miller, Matt (95)..... OT.....Colorado
- 5a. (Browns' choice traded to Los Angeles along with TE Oscar Roan for

- Rams' 5th and 6th round picks)
- 5b. Dimler, Rich (124)DT.....Southern California
(from Los Angeles, see 5a.)
- 6a. Burrell, Clinton (151)DB.....LSU
- 6b. Ronan, Jim (163).....DT.....Minnesota
(from Los Angeles, see 5a)
- 7a. (Browns' choice traded to Oakland along with 12th round pick for Raiders' 7th and 9th round selections)
- 7b. (Browns' choice traded to Philadelphia for RB Tom Sullivan)
- 7c. Risien, Cody (183).....OT.....Texas A&M
(from Oakland, see 7a.)
8. Perkov, Kent (204).....DE.....San Diego State
- 9a. McGee, Carl (234).....LB.....Duke
- 9b. Weathers, Curtis (241)TE.....Mississippi
(from Oakland, see 7a.)
10. Smith, John (261).....WR.....Tennessee State
11. Poeschl, Randy (287)DE.....Nebraska
- 12a. Methvin, Dewitt (315)C.....Tulane
(choice acquired from Washington for DE Joe Jones)
- 12b. (Browns' choice traded to Oakland, see 7a.)

1980 - NFL

- 1a. (Browns' 1st and 6th round choices traded to Los Angeles for Rams' 1st, 2nd, 4th and 5th round choices)
- 1b. White, Charles (27)RB.....Southern California
(choice acquired from Los Angeles, see 1a.)
- 2a. (Browns' choice along with 5th round choice traded to Denver for DE Lyle Alzado)
- 2b. Crosby, Cleveland (54).....DE.....Arizona
(from Los Angeles, see 1a.)
3. Odom, Cliff (72).....LB.....Texas-Arlington
- 4a. Crews, Ron (99).....DE.....Nevada-Las Vegas
- 4b. McDonald, Paul (109)QB.....Southern California
(from Los Angeles, see 1a.)
- 5a. Franks, Elvis (116).....DE.....Morgan State
(from Los Angeles, see 1a.)
- 5b. (Browns' choice traded to Oakland for G George Buehler)
- 5c. (Browns' choice traded to Denver, see 2a.)
- 6a. (Browns' choice traded to San Diego for RB Rickey Anderson)
- 6b. (Browns' choice traded to Los Angeles, see 1a.)
7. (Browns' choice traded to New York Giants for DE Jack Gregory)
8. Copeland, Jeff (209).....LB.....Texas Tech
9. Dewalt, Roy (236)RB.....Texas-Arlington
10. Fidel, Kevin (263).....C.....San Diego State
11. Sales, Roland (294).....RB.....Arkansas
12. Jackson, Marcus (321).....DT.....Purdue

1981 - NFL

1. Dixon, Hanford (22).....CB.....Southern Mississippi
2. (Browns' choice traded to Buffalo along with 3rd round choice in 1982 for G Joe DeLamielleure)
3. (Browns' choice traded to Denver along with 2nd and 5th round choices in 1980 for DE Lyle Alzado)
- 4a. Robinson, Mike (92).....DE.....Arizona
(choice acquired from Washington along with 5th and 10th round choice for S Tony Peters)
- 4b. (Browns' choice traded to San Diego for LB Don Goode)
5. Cox, Steve (134).....P/K.....Arkansas
6. Simmons, Ron (160)DT.....Florida State
7. Johnson, Eddie (187)LB.....Louisville
8. (Browns' choice traded to New York Jets for DE Marshall Harris)

9. Schleusener, Randy (244).....G.....Nebraska
- 10a. (Browns' choice traded along with another 10th round choice to Washington for 8th round choice in 1982)
- 10b. (Browns' choice traded to Washington, see 10a.)
- 10c. Prater, Dean (271).....DT.....Oklahoma State
11. Friday, Larry (298)S.....Mississippi State
12. McGill, Kevin (325).....T.....Oregon

1982 - NFL

1. Banks, Chip (3)LB.....Southern California
2. Baldwin, Keith (31)DE.....Texas A&M
3. (Browns' choice traded to Buffalo with Browns' 2nd round choice in 1981 for G Joe DeLamielleure)
4. Walker, Dwight (87).....RB/WR.....Nicholls State (La.)
5. Baab, Mike (115)C/G.....Texas
- 6a. (Browns' choice traded to Dallas for LB Bruce Huther)
- 6b. Whitwell, Mike (162).....WR.....Texas A&M
(from Denver for LB Robert L. Jackson)
7. (Browns' choice traded to Buffalo for RB Terry Miller)
- 8a. Kafentzis, Mark (199).....S.....Hawaii
- 8b. Heflin, Van (204).....TE.....Vanderbilt
(from Oakland for DE Lyle Alzado)
- 8c. Jackson, Bill (211)S.....North Carolina
(from Washington for 10th round choice in 1981)
9. Baker, Milton (227)TE.....West Texas A&M
10. Floyd, Ricky (255)RB.....Southern Mississippi
11. Michuta, Steve (282)QB.....Grand Valley State
12. Nicolas, Scott (310).....LB.....Miami (Fla.)

1983 - NFL

1. (Browns' choice traded to Buffalo along with Browns' 3rd round choice in 1984 and 5th round choice in 1985 for LB Tom Cousineau)
2. Brown, Ron (41)WR.....Arizona State
3. Camp, Reggie (68).....DE.....California
4. (Browns' choice traded to San Diego for LB Don Goode)
5. Contz, Bill (122).....T.....Penn State
- 6a. Stracka, Tim (145).....TE.....Wisconsin
(from Chicago for C Gerry Sullivan)
- 6b. Puzzuoli, Dave (149).....NT.....Pittsburgh
- 7a. Belk, Rocky (176).....WR.....Miami (Fla.)
(from Chicago for LB Bruce Huther)
- 7b. (Browns' choice traded to Philadelphia for DE Thomas Brown)
8. McClearn, Mike (209).....G/T.....Temple
9. (Browns' choice traded to San Francisco for K Matt Bahr)
10. Hopkins, Thomas (262).....T.....Alabama A&M
- 11a. Green, Boyce (288)RB.....Carson-Newman
- 11b. McAdoo, Howard (305).....LB.....Michigan State
(from L.A. Raiders for Greg Pruitt)
12. Farren, Paul (316)C/T.....Boston University

1984 - NFL

1. Rogers, Don (18).....S.....UCLA
- 2a. Rockins, Chris (48).....S.....Oklahoma State
(from L.A. Rams for negotiating rights to WR Ron Brown)
- 2b. Davis, Bruce (50)WR.....Baylor
3. (Browns' choice traded to Buffalo along with Browns' 1st round choice in 1983 and 5th round choice in 1985 for LB Tom Cousineau)
- 4a. Bolden, Rickey (104).....TE.....Southern Methodist
(from Denver for WR Dave Logan)
- 4b. Brennan, Brian (104).....WR.....Boston College
5. Piepkorn, Dave (131)T.....North Dakota State
6. Nugent, Terry (158)QB.....Colorado State

- 7. Dumont, Jim (190).....LB.....Rutgers
- 8. (Browns' choice traded to N.Y. Jets for WR Bobby Jones)
- 9a. Jones, Don (228).....WR.....Texas A&M
(choice acquired from Philadelphia for LB Bill Cowher)
- 9b. (Browns' choice traded to Chicago along with Browns' 10th, 11th and 12th round choices in 1984 for Bears' three picks in 1984 supplemental draft of players under contract to another league)
- 10a. (Browns' choice traded to Chicago, see 9b.)
- 10b. Byner, Earnest (280).....RB.....East Carolina
(choice acquired from L.A. Raiders for G-T Henry Sheppard)
- 11. (Browns' choice traded to Chicago, see 9b.)
- 12. (Browns' choice traded to Chicago, see 9b.)

1984 USFL Supplemental Draft

- 1a. Mack, Kevin (11).....RB.....Clemson
(choice acquired from Chicago for Browns' 9th, 10th, 11th and 12th round choices in 1984 NFL Draft)
- 1b. Johnson, Mike (18).....LB.....Virginia Tech
- 2a. McNeil, Gerald (44).....WR.....Baylor
(choice acquired from Chicago, see 1a.)
- 2b. Robison, Tommy (50).....T.....Texas A&M
- 3a. West, Doug (71).....LB.....UCLA
(choice acquired from Chicago, see 1a.)
- 3b. Bond, John (77).....QB.....Mississippi State

1985 - NFL

- 1. (Browns' choice traded to Buffalo along with 1st round choice in 1986, 3rd round choice in 1985 and 6th round choice in 1986 for Buffalo's first pick in 1985 supplemental draft)
- 2. Allen, Greg (35).....RB.....Florida State
- 3. (Browns' choice traded to Buffalo, see 1.)
- 4. (Browns' choice traded to Miami for WR Duriel Harris)
- 5. (Browns' choice traded to Buffalo along with Browns' 1st round choice in 1983 and 3rd round choice in 1984 for LB Tom Cousineau)
- 6. Krerowicz, Mark (147).....G.....Ohio State
- 7. Langhorne, Reggie (175).....WR.....Elizabeth City State
- 8. Banks, Fred (203).....WR.....Liberty
- 9. (Browns' choice traded to Philadelphia for DE Carl Hairston)
- 10. Williams, Larry (259).....G.....Notre Dame
- 11. Tucker, Travis (287).....TE.....S. Connecticut State
- 12. Swanson, Shane (315).....WR.....Nebraska

1985 NFL Supplemental Draft

- 1. Kosar, Bernie (1).....QB.....Miami (Fla.)
(from Buffalo for 1st round choice in 1985 and 1986, 3rd round choice in 1985 and 6th round choice in 1986)

1986 - NFL

- 1. (Browns' choice traded to Buffalo along with 1st round choice in 1985, 3rd round in 1985 and a 6th round choice in 1986 for Buffalo's first pick in 1985 supplemental draft)
- 2. Slaughter, Webster (43).....WR.....San Diego State
- 3. (Browns' choice traded to Detroit for QB Gary Danielson)
- 4. (Browns' choice traded to L.A. Rams for WR Terry Greer)
- 5. Miller, Nick (127).....LB.....Arkansas
- 6. (Browns' choice traded to Buffalo, see 1.)
- 7a. Meyer, Jim (167).....T.....Illinois State
- 7b. Norseth, Mike (174).....QB.....Kansas
(from Kansas City for RB Boyce Green)
- 8. (Browns' choice traded to Philadelphia for LB Anthony Griggs)
- 9. Taylor, Danny (238).....DB.....Texas-El Paso
- 10. Smith, Willie (265).....TE.....Miami (Fla.)

- 11. Dausin, Randy (292).....G.....Texas A&M
- 12. Simmons, King (319).....CB.....Texas Tech

1987 - NFL

- 1. Junkin, Mike (5).....LB.....Duke
(from San Diego along with second round choice for Browns' first and second round choices and LB Chip Banks)
- 2. Rakoczy, Gregg (32).....OT/C.....Miami (Fla.)
(from San Diego, see round 1.)
- 3a. Manoa, Tim (80).....FB.....Penn State
- 3b. Jaeger, Jeff (82).....K.....Washington
(from L.A. Rams in exchange for Browns' 4th, 5th and 12th round picks)
- 4. (Browns' choice to L.A. Rams, see 3b.)
- 5. (Browns' choice to L.A. Rams, see 3b.)
- 6. Braggs, Stephen (165).....DB.....Texas
- 7. (Browns' choice to Green Bay for WR John Jefferson)
- 8. Bullitt, Steve (220).....LB.....Texas A&M
- 9. (Browns' choice to Indianapolis for QB Mike Pagel)
- 10. Winters, Frank (276).....C.....Western Illinois
- 11. Brewton, Larry (303).....DB.....Temple
- 12. (Browns' choice to L.A. Rams, see 3b.)

1988 - NFL

- 1. Charlton, Clifford (21).....LB.....Florida
- 2. Perry, Michael Dean (50).....DL.....Clemson
- 3. Waiters, Van (77).....LB.....Indiana
- 4. Blaylock, Anthony (103).....CB.....Winston-Salem State
- 5. (Browns' choice traded to Phoenix for DE Al Baker)
- 6. (Browns' choice traded to Philadelphia along with CB D.D. Hoggard for DL Chris Pike)
- 7. Gash, Thane (188).....S.....East Tennessee State
- 8. Birden, J.J. (216).....WR.....Oregon
- 9. Copeland, Danny (244).....S.....Eastern Kentucky
- 10. Washington, Brian (272).....S.....Nebraska
- 11. Hawkins, Hendley (300).....WR.....Nebraska
- 12. Slayden, Steve (328).....QB.....Duke

1989 - NFL

- 1. Metcalf, Eric (13).....RB.....Texas
(from Denver for Browns' 1st, 2nd, 5th and 9th round choices)
- 2. Tillman, Lawyer (31).....WR.....Auburn
(from Green Bay along with 5th round choice for Browns' 3rd and 5th round choices, 1990 1st round choice and RB Herman Fontenot)
- 3. (Browns' choice to Green Bay, see round 2.)
- 4. Stewart, Andrew (107).....DE.....Cincinnati
- 5a. Kramer, Kyle (114).....S.....Bowling Green
(from Green Bay, see 2.)
- 5b. Joines, Vernon (116).....WR.....Maryland
(from Kansas City for LB Mike Junkin)
- 6. Wilkerson, Gary (160).....CB.....Penn State
- 7. Graybill, Mike (187).....OT.....Boston University
- 8. Aeilts, Rick (214).....TE.....S.E. Missouri State
- 9. (Browns' selection traded to Denver, see round 1.)
- 10. Buddenberg, John (274).....OT.....Akron
- 11. Plocki, Dan (301).....K.....Maryland
- 12. Brown, Marlon (328).....LB.....Memphis

1990 - NFL

- 1. (Browns' choice traded to Green Bay along with 1989 2nd, 3rd and 5th round choices and RB Herman Fontenot for Packers' 1989 second and 5th round choices)
- 2. Hoard, Leroy (45).....RB.....Michigan

3. Pleasant, Anthony (73).....	DE.....	Tennessee State
4. Barnett, Harlon (101).....	S.....	Michigan State
5. Burnett, Rob (129).....	DE.....	Syracuse
6. Hilliard, Randy (157).....	CB.....	Northwestern State (La.)
7a. Galbraith, Scott (178).....	TE.....	Southern California
7b. (Browns' choice traded to San Diego for RB Barry Redden)		
8. Jones, Jock (212).....	LB.....	Virginia Tech
9. Rowell, Eugene (240).....	WR.....	Southern Mississippi
10. Wallace, Mike (268).....	CB.....	Jackson State
11. Gordon, Clemente (296).....	QB.....	Grambling
12. Simien, Kerry (323).....	WR.....	Texas A&M - Kingsville

1991 - NFL

1. Turner, Eric (2).....	S.....	UCLA
2. King, Ed (29).....	G.....	Auburn
3. Jones, James (57).....	DL.....	Northern Iowa
4. Sagapolutele, Pio (85).....	DL.....	San Diego State
5. (Browns' choice traded to Miami for 1990 7th round choice)		
6. Jackson, Michael (141).....	WR.....	Southern Mississippi
7. (Browns' choice traded to Green Bay for RB Brent Fullwood)		
8. Conover, Frank (197).....	DL.....	Syracuse
9a. Irvin, Ray (225).....	CB.....	Central Florida
9b. Wiggins, Shawn (239).....	WR.....	Wyoming
(from Seattle for DL Bob Buczkowski)		
10. Greenfield, Brian (252).....	P.....	Pittsburgh
11. Jones, Todd (280).....	OL.....	Henderson State
12. Austin, Elijah (308).....	DL.....	North Carolina State

1992 - NFL

1. Vardell, Tommy (9).....	RB.....	Stanford
2a. (Browns' choice traded to Dallas along with Browns' 5th round choice for Cowboys' 2nd, 3rd, 6th, 8th and 12th round choices)		
2b. Rowe, Patrick (52).....	WR.....	San Diego State
(choice from Dallas, see 2a.)		
3a. Johnson, Bill (65).....	DL.....	Michigan State
3b. Dixon, Gerald (78).....	LB.....	South Carolina
(choice from Dallas, see 2a.)		
4. (Browns' choice traded to Philadelphia for OL Ken Reeves)		
5. (Browns' choice to Dallas, see 2a.)		
6a. Smith, Rico (143).....	WR.....	Colorado
(choice from Tampa Bay for Browns' 6th and 8th round choices)		
6b. (Browns' choice to Tampa Bay, see 6a.)		
7. Jones, Selwyn (177).....	DB.....	Colorado State
8a. (Browns' choice from Dallas to Tampa Bay, see 6a.)		
8b. (Browns' choice to New England for OL Freddie Childress)		
9. Hill, Tim (233).....	DB.....	Kansas
10. Lowe, Marcus (260).....	DT.....	Baylor
11. Olobia, Augustin (289).....	WR.....	Washington State
12a. McCant, Keithen (316).....	QB.....	Nebraska
12b. Simpson, Tim (329).....	OL.....	Illinois
(choice from Dallas, see 2a.)		

1993 - NFL

1a. (Browns' choice traded to Denver for 1st and 3rd round choices)		
1b. Everitt, Steve (14).....	C/G.....	Michigan
(from Denver, see 1a.)		
2. Footman, Dan (42).....	DE.....	Florida State
3a. (Browns' choice traded to Detroit for DT Jerry Ball)		
3b. Caldwell, Mike (83).....	LB.....	Middle Tennessee State
(from Denver, see 1a.)		
4. (Browns' choice traded to Chicago for C Jay Hilgenberg)		
5. Arvie, Herman (124).....	OT.....	Grambling

6. McKenzie, Rich (153).....	LB.....	Penn State
7. Hill, Travis (180).....	LB.....	Nebraska
8. (Browns' choice traded to the L.A. Rams for LB Frank Stams)		

1994 - NFL

1a. Langham, Antonio (9).....	CB.....	Alabama
1b. Alexander, Derrick (29).....	WR.....	Michigan
(from Philadelphia in exchange for the Browns' 2nd round choice and a 2nd round choice in the 1995 draft)		
2. (Browns' choice to Philadelphia, see 1b.)		
3. Bandison, Romeo (75).....	DT.....	Oregon
4. (Browns' choice traded to Miami for OL Gene Williams)		
5. Booth, Issac (141).....	DB.....	California
6. Strait, Robert (171).....	FB.....	Baylor
7. Hewitt, Hamza (203).....	OT.....	Clemson

1995 - NFL

1a. (Browns' choice to San Francisco for 49ers' 1st, 3rd and 4th round choices and 1996 1st round pick)		
1b. Powell, Craig (30).....	LB.....	Ohio State
(from San Francisco, see 1a.)		
2. (Browns' choice to Philadelphia along with 1994 2nd round choice for Eagles' 1994 1st round choice)		
3a. Zeier, Eric (84).....	QB.....	Georgia
3b. Frederick, Mike (94).....	DE.....	Virginia
(from San Francisco, see 1a.)		
4a. (Browns' choice traded to Jacksonville for 1995 5th round choice and 1996 6th round choice)		
4b. (Browns' choice traded to Philadelphia for 5th round choice and 1996 5th round choice)		
5a. Pupua, Tau (136).....	DT.....	Weber State
(from Jacksonville, see 4a.)		
5b. Miller, Mike (147).....	WR.....	Notre Dame
(from Philadelphia, see 4b.)		
6. (Browns' choice traded to San Diego for CB Donald Frank)		
7. Tellison, A.C. (231).....	WR.....	Miami (Fla.)
(from New England for the Browns' 1995 7th round choice)		

1999 - NFL

1. Couch, Tim (1).....	QB.....	Kentucky
2a. Johnson, Kevin (32).....	WR.....	Syracuse
2b. Abdullah, Rahim (45).....	LB.....	Clemson
3a. McCutcheon, Daylon (62).....	DB.....	Southern California
3b. Smith, Marquis (76).....	DB.....	California
4a. (Browns' choice traded to San Francisco along with a 5th round choice for QB Ty Detmer and the 49ers' 4th round choice)		
4b. (Browns' choice traded to San Francisco for FB Marc Edwards)		
4c. Rainer, Wali (124).....	LB.....	Virginia
(choice from San Francisco, see 4a.)		
5a. (Browns' choice traded to San Francisco, see 4a.)		
5b. Chiaverini, Darrin (148).....	WR.....	Colorado
6a. (Browns' choice traded to Seattle for two 6th round choices)		
6b. Spriggs, Marcus (174).....	DT.....	Troy
(from Chicago for a 6th round and two 7th round choices)		
6c. Ogle, Kendall (187).....	LB.....	Maryland
(from Seattle, see 6a.)		
6d. Dearth, James (191).....	TE.....	Tarleton State
(from Seattle, see 6a.)		
7a. Hill, Madre (207).....	RB.....	Arkansas
7b. (Browns' choice traded to Chicago, see 6b.)		
7c. (Browns' choice traded to Chicago, see 6b.)		

2000 - NFL

1. Brown, Courtney (1)	DE	Penn State
2. Northcutt, Dennis (32)	WR	Arizona
3a. Prentice, Travis (63)	RB	Miami (Ohio)
3b. Dawson, JaJuan (79)	WR	Tulane
4a. Sanders, Lewis (95)	CB	Maryland
4b. Shea, Aaron (110)	TE	Michigan
5a. Malbrough, Anthony (130)	DB	Texas Tech
5b. Chapman, Lamar (146)	DB	Kansas State
6a. Wynn, Spergon (183)	QB	Texas-San Marcos
6b. Bedell, Brad (206)	OL	Colorado
7a. Savea, Manuia (207)	OL	Arizona
7b. Chandler, Eric (209)	DL	Jackson State
(from Chicago along with 7th round choice for three 7th round choices)		
7c. (Browns' choice traded to Chicago, see 7b.)		
7d. Barnes, Rashidi (225)	S	Colorado
(choice from Chicago, see 7b.)		
7f. (Browns' choice traded to Chicago, see 7b.)		
7g. (Browns' choice traded to Chicago, see 7b.)		

2001 - NFL

1. Warren, Gerard (3)	DT	Florida
2. Morgan, Quincy (33)	WR	Kansas State
3. Jackson, James (65)	RB	Miami (Fla.)
4. Henry, Anthony (97)	DB	South Florida
5. Pharms, Jeremiah (134)	LB	Washington
6. Jameson, Michael (165)	DB	Texas A&M
7a. Zukauskas, Paul (203)	OL	Boston College
7b. King, Andre (245)	WR	Miami (Fla.)
(compensatory selection)		

2002 - NFL

1. Green, William (16)	RB	Boston College
2. Davis, Andre' (47)	WR	Virginia Tech
3. Fowler, Melvin (76)	OL	Maryland
4a. Bentley, Kevin (101)	LB	Northwestern
4b. Taylor, Ben (111)	LB	Virginia Tech
4c. Sanders, Darnell (122)	TE	Ohio State
5. Davis, Andra (141)	LB	Florida
7. Gonzalez, Joaquin (227)	OL	Miami (Fla.)

2003 - NFL

1. Faine, Jeff (21)	C	Notre Dame
2. Thompson, Chaun (52)	LB	West Texas A&M
3. Crocker, Chris (84)	DB	Marshall
4. Suggs, Lee, Jr. (115)	RB	Virginia Tech
5a. Pontbriand, Ryan (142)	LS	Rice
(from Minnesota for DL Stalin Colinet)		
5b. Lehan, Michael (152)	DB	Minnesota
6. Garay, Antonio (195)	DE	Boston College

2004 - NFL

1a. Kellen Winslow (6)	TE	Miami (Fla.)
(from Detroit along with 2nd round choice for Lions' 1st round choice)		
1b. (Browns' choice traded to Detroit, see 1a.)		
2a. (Browns' choice traded to Detroit, see 1a.)		
2b. Jones, Sean (59)	S	Georgia
(from Indianapolis along with 3rd, 5th and 6th round choices for Colts' 2nd and 5th round choices)		
3. (Browns' choice traded to Indianapolis, see 2b.)		
4. McCown, Luke (106)	QB	Louisiana Tech
5a. (Browns' choice traded to Indianapolis, see 2b.)		

5b. Gordon, Amon (161)	DL	Stanford
(from Indianapolis, see 2b.)		
6a. (Browns' choice traded to Indianapolis, see 2b.)		
6b. Chambers, Kirk (176)	OL	Stanford
(from Buffalo for TE Mark Campbell)		
7. Echemandu, Adimchinobe (208)	RB	California

2005 - NFL

1. Edwards, Braylon (3)	WR	Michigan
2. Pool, Brodney (34)	DB	Oklahoma
3. Frye, Charlie (67)	QB	Akron
4. Perkins, Antonio (103)	DB	Oklahoma
5. McMillan, David (139)	DE/LB	Kansas
6a. Speegle, Nick (176)	LB	New Mexico
6b. Hoffman, Andrew (203)	DL	Virginia
(from Tampa Bay for QB Luke McCown)		
7. Dunn, Jonathan (217)	OL	Virginia Tech

2006 - NFL

1. Wimbley, Kamerion (13)	LB	Florida State
2. Jackson, D'Qwell (34)	LB	Maryland
3. Wilson, Travis (78)	WR	Oklahoma
4a. Williams, Leon (110)	LB	Miami (Fla.)
4b. Sowell, Isaac (112)	OL	Indiana
5a. Harrison, Jerome (145)	RB	Washington State
5b. Minter, Demario (152)	DB	Georgia
6a. Vickers, Lawrence (180)	FB	Colorado
6b. Oshinowo, Babatunde (181)	DT	Stanford
7. Hamilton, Justin (222)	S	Virginia Tech

2007 - NFL

1a. Thomas, Joe (3)	OT	Wisconsin
1b. Quinn, Brady (22)	QB	Notre Dame
(from Dallas for Browns 2nd round choice and 2008 1st round choice)		
2a. (Browns' choice traded to Dallas, see 1b.)		
2b. Wright, Eric (53)	DB	Nevada-Las Vegas
(from Dallas along with 6th round choice for the Browns' 3rd, 4th and 6th round choices)		
3. (Browns' choice traded to Dallas, see 2b.)		
4. (Browns' choice traded to Dallas, see 2b.)		
5. McDonald, Brandon (140)	DB	Memphis
6a. (Browns' choice traded to Dallas, see 2b.)		
6b. Purcell, Meliia (200)	DL	Hawaii
(from Dallas along with a 7th round choice for Browns' 6th round choice)		
7a. Pittman, Chase (213)	DL	LSU
7b. Steptoe, Syndric (234)	WR	Arizona
(from Dallas, see 6b.)		

2008 - NFL

1. (Browns' choice along with 2007 2nd round choice traded to Dallas for QB Brady Quinn)		
2. (Browns' choice traded to Green Bay for DE Corey Williams)		
3. (Browns' choice traded to Detroit for DL Shaun Rogers)		
4a. Bell, Beau (104)	LB	Nevada-Las Vegas
4b. Rucker, Martin (111)	TE	Missouri
(from Dallas for Browns' 2009 3rd round choice)		
5. (choice traded to Dallas along with 2008 fourth round pick to move up in the fourth round to select LB Beau Bell)		
6a. Rubin, Ahtyba (190)	DT	Iowa State
6b. Hubbard, Paul (191)	WR	Wisconsin
(from Philadelphia for Browns' 2009 5th round choice)		
7. Hall, Alex (231)	LB	St. Augustine's

2009 - NFL

- 1a. (Browns' choice traded to N.Y. for Jets' 1st and 2nd round choices and DE Kenyon Coleman, DB Abram Elam and QB Brett Ratliff)
 1b. (Browns' choice traded to Tampa Bay for 1st and 6th round choices)
 1c. (Browns' choice traded to Philadelphia for 1st and 6th round choices)
 1d. Mack, Alex (21).....C.....California
 (from Philadelphia, see 1c.)
 2a. Robiskie, Brian (36).....WR.....Ohio State
 2b. Massaquoi, Mohamed (50).....WR.....Georgia
 (from Tampa Bay along with 2010 5th round selection for TE Kellen Winslow)
 2c. Veikune, David (52).....DE.....Hawaii
 (from New York Jets, see 1a.)
 4. Maiava, Kaluka (104).....LB.....Southern California
 5. (Browns' choice traded to Philadelphia for 2008 6th round selection)
 6a. Carey, Don (177).....DB.....Norfolk State
 6b. Francies, Coye (191).....DB.....San Jose State
 (from Tampa Bay, see 1b.)
 6c. Davis, James (195).....RB.....Clemson
 (from Philadelphia, see 1c.)
 7. (Browns' choice traded to Miami for DB Travis Daniels)

2010 - NFL

1. Haden, Joe (7).....DB.....Florida
 2a. Ward, T.J. (38).....DB.....Oregon
 2b. Hardesty, Montario (59).....RB.....Tennessee
 (from Philadelphia for Browns' 3rd and two 5th round choices)
 3a. (Browns' choice traded to Philadelphia, see 2b.)
 3b. McCoy, Colt (85).....QB.....Texas
 (from Oakland for LB Kamerion Wimbley)
 3c. Lauvao, Shawn (92).....OL.....Arizona State
 (from N.Y. Jets along with 5th round selection, WR Chansi Stuckey and LB Jason Trusnik for WR Braylon Edwards)
 4. (Browns' choice traded to Philadelphia along with LB Alex Hall and 5th round choice for LB Chris Gocong and DB Sheldon Brown)
 5a. (Browns' choice traded to Philadelphia, see above 4.)
 5b. (Browns' choice traded to Philadelphia, see 2b.)
 5c. Asante, Larry (160).....DB.....Nebraska
 (from N.Y. Jets, see above 3c.)
 6a. Mitchell, Carlton (177).....WR.....South Florida
 6b. Geathers, Cliff (186).....DL.....South Carolina
 (from Carolina for DL Louis Leonard)
 7. (Browns' choice traded to Detroit along with DL Corey Williams for 5th round selection, see above 2b.)

2011 - NFL

- 1a. (Browns' choice traded to Atlanta for Falcons' 1st, 2nd and 4th round choices and 2012 1st and 4th round choices)
 1b. Taylor, Phil (21).....DL.....Baylor
 (from Kansas City for Browns' 1st and 3rd round choices)
 2a. Sheard, Jabaal (37).....DL.....Pittsburgh
 2b. Little, Greg (59).....WR.....North Carolina
 (from Atlanta, see 1a.)
 3. (Browns' choice traded to Kansas City, see above 1b.)
 4a. Cameron, Jordan (102).....TE.....Southern California
 4b. Marecic, Owen (124).....FB.....Stanford
 (from Atlanta, see 1a.)
 5a. Skrine, Buster (137).....DB.....Chattanooga
 5b. Pinkston, Jason (150).....OL.....Pittsburgh
 (from N.Y. Giants for two 6th round choices)
 6a. (Browns' choice traded to N.Y. Giants, see 5b.)
 6b. (Browns' choice traded to N.Y. Giants, see 5b.)

- 7a. (Browns' choice traded to Seattle for QB Seneca Wallace)
 7b. Hagg, Eric (248).....DB.....Nebraska
 (compensatory choice)

2012 - NFL

- 1a. Richardson, Trent (3).....RB.....Alabama
 (from Minnesota for Browns' 1st, 4th, 5th and 7th round choices)
 1b. (Browns' choice traded to Minnesota, see 1a.)
 1c. Weeden, Brandon (22).....QB.....Oklahoma State
 (from Atlanta along with 4th round choice and Falcons' 2010 1st, 2nd and 4th round choices for Browns' 2011 1st round choice)
 2. Schwartz, Mitchell (37).....OL.....California
 3a. (Browns' choice traded to Denver for 3rd and 4th round choices)
 3b. Hughes, John (87).....DL.....Cincinnati
 (from Denver; see 3a.)
 4a. Benjamin, Travis (100).....WR.....Miami (Fla.)
 4b. (Browns' choice traded to Minnesota, see 1a.)
 4c. Johnson, James-Michael (120).....LB.....Nevada
 (from Denver; see 3a.)
 5a. (Browns' choice traded to Minnesota, see 1a.)
 5b. Miller, Ryan (160).....OL.....Colorado
 6a. (Browns' choice traded to Minnesota for DL Jayme Mitchell)
 6b. Acho, Emmanuel (204).....LB.....Texas
 (compensatory choice)
 6c. Winn, Billy (205).....DT.....Boise State
 (compensatory choice)
 7a. (Browns' choice traded to Minnesota, see 1a.)
 7b. Wade, Trevin (245).....DB.....Arizona
 (compensatory choice)
 7c. Smelley, Brad (247).....FB.....Alabama
 (compensatory choice)

2012 NFL Supplemental Draft

2. Gordon, Josh (34).....WR.....Baylor

2013 - NFL

1. Mingo, Barkevious (6).....LB.....LSU
 2. (Browns' choice exercised during 2012 Supplemental Draft)
 3. McFadden, Leon (68).....DB.....San Diego State
 4. (Browns' choice traded to Pittsburgh for 2014 3rd round choice)
 (from Miami with WR Davone Bess and 7th round choice for Browns' 4th and 5th round choices)
 5a. (Browns' choice traded to Indianapolis for 2014 4th round choice)
 5b. (Browns' choice traded to Miami, see 4.)
 6. Slaughter, Jamoris (175).....DB.....Notre Dame
 7a. Bryant, Armonty (217).....DL.....East Central (Okla.)
 (from Miami, see 4.)
 7b. Gilkey, Garrett (227).....OL.....Chadron State
 (from San Francisco with 5th round choice for QB Colt McCoy and 6th round choice)

2014 - NFL

- 1a. (Browns' choice traded to Buffalo for 2014 1st round choice and 2015 1st and 4th round choices)
 1b. Gilbert, Justin (8).....DB.....Oklahoma State
 (from Minnesota for Browns' 1st and 5th round choices)
 1c. (Browns' choice traded to Minnesota, see 1b.)
 1d. Manziel, Johnny (22).....QB.....Texas A&M
 (from Philadelphia for Browns' 1st and 3rd round choices)
 1e. (Browns' choice traded to Philadelphia, see 1d.)
 (from Indianapolis for RB Trent Richardson)
 2. Bitonio, Joel (35).....OL.....Nevada

3a. Kirksey, Chris (71)..... LB.....Iowa
 3b. (Browns' choice traded to Philadelphia, see 1d.)
 (from Pittsburgh for Browns' 2013 4th round choice)
 3c. West, Terrance (94)..... RB.....Towson
 (from San Francisco for Browns' 4th and 6th round choices)
 4a. (Browns' choice traded to San Francisco, see 3c.)
 4b. Desir, Pierre (127)..... DB.....Lindenwood
 (from Indianapolis for Browns' 2013 5th round choice)
 5. (Browns' choice traded to Minnesota, see 1b.)
 6. (Browns' choice traded to San Francisco, see 3c.)
 7. (Browns' choice traded to Baltimore for 2015 6th round choice)

2015 - NFL

1a. Shelton, Danny (12)..... DL.....Washington
 1b. Erving, Cameron (19)..... OL.....Florida State
 (from Buffalo, see 2014 1a.)
 2a. (Browns' choice traded to Houston with 7th round choice for 2nd, 4th and 6th round choices)
 2b. Orchard, Nate (51)..... LB.....Utah
 (from Houston, see 2a.)
 3a. Johnson, Duke (77)..... RB.....Miami (Fla.)
 3b. Cooper, Xavier (96)..... DL.....Washington State
 (from New England with 7th round choice for Browns' 4th, 5th and 6th round choices)
 4a. (Browns' choice traded to New England, see 3b.)
 4b. Ibraheim Campbell (115)..... DB.....Northwestern
 4c. (Browns' choice traded to Arizona for 4th, 6th and 7th round choices)
 4d. Mayle, Vince (123)..... WR.....Washington State
 (from Arizona, see 4c.)
 6a. Gaines, Charles (189)..... DB.....Louisville
 6b. Johnson, Malcolm (195)..... FB.....Mississippi State
 (from Houston, see 2a.)
 6c. Telfer, Randall (198)..... TE.....Southern California
 (from Arizona, see 4c.)
 7a. Pullard, Hayes (219)..... LB.....Southern California
 (from New England, see 3b.)
 7b. Ekpre-Olomu, Ifo (241)..... DB.....Oregon
 (from Arizona, see 4c.)

2016 - NFL

1a. (Browns' choice and 2017 4th round choice traded to Philadelphia for 2016 1st, 3rd and 4th round choices and 2017 1st and 2018 2nd round choices)
 1b. (Browns' choice and 6th round choice traded to Tennessee for 2016 1st and 3rd round choices and 2017 2nd round choice)
 1c. Coleman, Corey (15)..... WR.....Baylor
 (from Tennessee, see 1b.)
 2. Ogbah, Emmanuel (32)..... LB.....Oklahoma State
 3a. Nassib, Carl (65)..... DL.....Penn State
 3b. Coleman, Shon (76)..... OL.....Auburn
 (from Tennessee, see 1b.)
 3c. (Browns' choice and 5th round choice traded to Carolina for 3rd, 4th and 5th round choices)
 3d. Kessler, Cody (93)..... QB.....Southern California
 (from Carolina, see 3c.)
 4a. Schobert, Joe (99)..... LB.....Wisconsin
 4b. (Browns' choice traded to Oakland for 4th and 5th round choices)
 4c. Louis, Ricardo (114)..... WR.....Auburn
 (from Oakland, see 4b.)
 4d. Kindred, Derrick (129)..... DB.....Texas Christian
 (from Carolina, see 3c.)

4e. DeValve, Seth (138)..... TE.....Princeton
 (compensatory choice)
 5a. (Browns' choice traded to Carolina, see 3c.)
 5b. Payton, Jordan (154)..... WR.....UCLA
 (from Oakland, see 4b.)
 5c. Drango, Spencer (168)..... OL.....Baylor
 (from Carolina, see 3c.)
 5d. Higgins, Rashard (172)..... WR.....Colorado State
 (compensatory choice)
 5e. Caldwell, Trey..... DB.....Louisiana-Monroe
 (compensatory choice)
 6. (Browns' choice traded to Tennessee, see 1b.)
 7a. (Browns' choice traded to Miami for 7th round choice and DB Jamar Taylor)
 7b. Wright III, Scooby..... LB.....Arizona
 (from Miami, see 7a.)

2017 - NFL

1a. Garrett, Myles (1)..... DL.....Texas A&M
 1b. (Browns' choice traded to Houston for 2017 and 2018 1st round choices, from Philadelphia, see 2016 1a.)
 1c. Peppers, Jabrill (25)..... DB.....Michigan
 (from Houston, see 1b.)
 1d. Njoku, David (29)..... TE.....Miami (Fla.)
 (from Green Bay for Browns' 2017 2nd and 4th round picks)
 2a. (Browns' choice traded to Green Bay, see 1d.)
 2b. Kizer, DeShone (52)..... QB.....Notre Dame
 (from Tennessee, see 2016 1b.)
 3a. Ogunjobi, Larry (65)..... DL.....Charlotte
 3b. (Browns' compensatory choice traded to New England in 2016 for LB Jamie Collins)
 4a. (Browns' choice traded to Green Bay, see 1d.)
 4b. Wilson, Howard (126)..... DB.....Houston
 (from Denver along with 2017 7th round choice for two Browns' 2017 5th round choices)
 4c. (Browns' compensatory choice traded to Philadelphia, see 2016 1a.)
 4d. (Browns' compensatory choice traded to Houston for 2017 6th round choice, 2018 2nd round choice and QB Brock Osweiler)
 5a. (Browns' choice traded to Denver, see 4b.)
 5b. Johnson, Rod (160)..... OL.....Florida State
 (from New York Jets along with 2017 7th round choice for Browns' 2017 5th and 6th round choices)
 5c. (Browns' choice traded to Denver, see 4b. choice from New England in 2016 for LB Barkevious Mingo)
 5d. (Browns' choice traded to New York Jets, see 5b.)
 6a. Brantley, Caleb (185)..... DL.....Florida
 6b. (Browns' choice traded to New York Jets, see 5b. choice from Houston, see 4d)
 7a. (Browns' choice traded to San Francisco in 2015 for P Andy Lee)
 7b. Gonzalez, Zane (219)..... K.....Arizona State
 (from New York Jets 5b)
 7c. Dayes, Matthew (252)..... RB.....North Carolina State
 (from Denver 4b)

2018 - NFL

1a. Mayfield, Baker (1)..... QB.....Oklahoma
 1b. Ward, Denzel (4)..... DB.....Ohio State
 (from Houston, see 2017 1b.)
 2a. Corbett, Austin (33)..... OL.....Nevada
 2b. Chubb, Nick (35)..... RB.....Georgia
 (from Houston, see 2017 4d.)

- 2c. (Browns' choice traded to Indianapolis for 3rd and 6th round choices, choice from Philadelphia, see 2016 1a)
- 3a. (Browns' choice traded to Buffalo for QB Tyrod Taylor)
- 3b. Thomas, Chad (67)DL.....Miami (Fla.)
- 4a. (Browns' choice, 5th round pick and QB DeShone Kizer traded to Green Bay for 4th and 5th round choices and DB Damarious Randall)
- 4b. Callaway, Antonio (105) WR.....Florida
(from New England for Browns' 4th and 6th round choices)
- 4c. (Browns' choice traded to New England, see 4b., choice from Green Bay, see 4a)
- 5a. (Browns' choice traded to Green Bay, see 4a.)
- 5b. Avery, Genard (150) LB.....Memphis
(from Green Bay, see 4a.)
- 6a. Ratley, Damion (175) WR.....Texas A&M
- 6b. (Browns' choice traded to New England, see 4c., choice from Indianapolis, see 2c)
- 6c. Thomas, Simeon (188) DB.....Louisiana-Lafayette
(from Washington for QB Kevin Hogan and 6th round choice)
- 6d. (Browns' choice traded to Washington, see 6c.)
7. (Browns' choice and DB Jason McCourty traded to New England for 6th round choice)

2019 - NFL

1. (Browns' choice, OL Kevin Zeitler, DB Jabrill Peppers and 3rd round choice traded to New York Giants for WR Odell Beckham Jr. and DL Olivier Vernon)
- 2a. Williams, Greedy (46)DB.....Louisiana State
(from Indianapolis Colts for Browns' 2019 2nd and 5th round choices)
- 2b. (Browns' choice traded to Indianapolis, see 2a.)
3. Takitaki, Sione (80)LB.....Brigham Young
4. Redwine, Sheldrick (119) DB.....Miami (Fla.)
- 5a. (Browns' choice traded to Indianapolis, see 2a.)
(from Jacksonville Jaguars for RB Carlos Hyde)
- 5b. Wilson, Mack (155)LB.....Alabama
- 5c. Seibert, Austin (170)K.....Oklahoma
(from New England for WR Josh Gordon and 7th round choice)
6. Forbes, Drew (189) T.....Southeast Missouri State
- 7a. Lewis Jr., Donnie (221)CB.....Tulane
(from Jacksonville Jaguars for QB Cody Kessler)
- 7b. (Browns' choice traded to New Orleans Saints for DL Devaroe Lawrence)

2020 - NFL

1. Wills Jr., Jedrick (10) T.....Alabama
- 2a. (Browns' choice traded to Indianapolis Colts for 2020 2nd and 5th round picks.)
- 2b. Delpit, Grant (44) S.....Louisiana State
(from Indianapolis, see 2a.)
- 3a. (Browns' choice and 2020 7th round pick traded to New Orleans Saints for 2020 3rd and 2021 3rd round pick)
- 3b. Elliott, Jordan (88)DT.....Missouri
(from New Orleans, see 3a.)
- 3c. Phillips, Jacob (97) LB.....Louisiana State
(from Houston Texans for RB Duke Johnson Jr.)
4. Bryant, Harrison (115) TE.....Florida Atlantic
- 5a. (Browns' choice and 2020 6th round pick traded to Buffalo Bills for G Wyatt Teller and a 2021 7th round pick)
- 5b. Harris, Nick (160) C.....Washington
(from Indianapolis Colts, see 2a.)
- 6a. Peoples-Jones, Donovan (187)WR.....Michigan
(from Arizona Cardinals for DB Jamar Taylor)
- 6b. (Browns' choice traded to Buffalo, see 5a.)
7. (Browns' choice traded to Tennessee Titans for WR Taywan Taylor)

2021 - NFL

1. Newsome II, Greg (26)CB.....Northwestern
- 2a. Owusu-Koramoah, Jeremiah (52)LB.....Notre Dame
(from Carolina for Browns' 2021 2nd and 4th round pick)
- 2b. (Browns' choice traded to Carolina, see 2a)
- 3a. Schwartz, Anthony (91)WR.....Auburn
(from New Orleans, see 2020 3a.)
- 4a. Hudson, James (110) T.....Cincinnati
(from Philadelphia for LB Genard Avery)
- 4b. (Browns' choice traded along with 7th round pick to Detroit for 2021 5th and 2022 4th round picks)
- 4c. Togiati, Tommy (132)DT.....Ohio State
(from Detroit, see 4b)
- 5a. Fields, Tony (153)LB.....West Virginia
(from Detroit, see 4b.)
- 5b. LeCounte, Richard (169) S.....Georgia
(from Los Angeles Rams for C Austin Corbett)
- 6a. Felton, Demetric (211)RB.....UCLA
7. (Browns' choice traded to Detroit, see 4b)

2022 - NFL

1. (Browns' choice traded to Houston along with 2022 4th, 2023 1st, 2023 and 2024 1st and 2024 4th round picks for QB Deshaun Watson and 2024 6th round pick)
2. (Browns' choice traded to Houston for 2022 3rd, 4th and 4th pick)
- 3a. Emerson, Martin (68)CB.....Mississippi State
(from Houston, see 2)
- 3b. Wright, Alex (78)DE.....UAB
- 3c. Bell, David (99)WR.....Purdue
(compensatory pick)
- 4a. Winfrey, Perrion (108)DT.....Oklahoma
(from Houston, see 2)
- 4b. (Browns' choice traded to Minnesota for 2022 5th round and 2023 4th round pick)
- 4c. York, Cade (124) K.....Louisiana State
(from Houston, see 2)
- 5a. (Browns' choice along with 2022 6th round pick traded to Dallas for WR Amari Cooper and 2022 6th round pick)
- 5b. Ford, Jerome (156)RB.....Cincinnati
(from Minnesota, see 4b)
- 6a. (Browns' choice traded to Dallas, see 5a)
- 6b. Woods, Michael (202) WR.....Oklahoma
(from Dallas, see 5a)
- 7a. Thomas, Isaiah (223)DE.....Oklahoma
(from Detroit for QB David Blough and Browns' 2022 7th round pick)
- 7b. Deaton, Dawson (246)OL.....Texas Tech
(from Buffalo for QB Case Keenum)
- 7c. (Browns choice traded to Detroit, see 7a.)

2023 - NFL

1. (Browns' choice traded to Houston , see 2022 1.)
2. (Browns' choice traded to New York Jets for WR Elijah Moore and 2023 3rd round pick, see 3b)
- 3a. (Browns' choice traded to Houston , see 2022 1.)
- 3b. Tillman, Cedric (74) WR.....Tennessee
(from New York Jets, see 2.)
- 3c. Ika, Siaki (98)DT.....Baylor
(compensatory pick)
- 4a. Jones, Dawand (111) T.....Ohio State
- 4b. McGuire, Isaiah (126) DE.....Missouri

(from Minnesota, see 2022 4b.)

5a. Thompson-Robinson, Dorian (140)QB.....UCLA
(from Los Angeles Rams for CB Troy Hill)

5b. Mitchell, Cameron (142).....CB.....Northwestern

6. Wypler, Luke (202).....C.....Ohio State

7. (Browns choice traded to Baltimore for 2024 6th round pick)

2024 - NFL

1. (Browns' choice traded to Houston, see 2022 1.)

2. Hall Jr., Mike (54).....DT.....Ohio State

3. Zinter, Zak (85).....G.....Michigan

4. (Browns' choice traded to Houston, see 2022 1.)

5a. Thrash, Jamari (156).....WR.....Louisville
(from Arizona for QB Josh Dobbs)

5b. (Browns' choice along with 2025 5th round pick traded to Minnesota Vikings
for DE Za'Darius Smith, 2025 6th and 7th round pick)

6a. (Browns' choice traded to Atlanta Falcons for LB Deion Jones and 2024
7th round pick.)

6b. Watson, Nathaniel (206).....LB.....Mississippi State
(from Baltimore Ravens, see 2023 7.)

7a. Harden, Myles (227).....CB.....South Dakota
(from Tennessee Titans for T Leroy Watson IV)

7b. Briggs, Jowon (243).....DT.....Cincinnati

DRAFT CHOICES BY COLLEGE (UPDATED THROUGH 2024 DRAFT)

COMMUNITY
STAFF
PLAYERS
2023 SEASON
HISTORY
RECORDS
GAME DAY

Abilene Christian	2	Eastern Kentucky	2	Louisville	3	Oregon State	3	Texas-El Paso	3
Adams State	1	Edinboro	1	Loyola Marymount	2	Pacific	7	Texas-San Marcos	3
Akron	3	Elizabeth City State	2	Maine	2	Pennsylvania	2	Texas Tech	6
Alabama	12	Evansville	1	Marshall	3	Penn State	10	Toledo	8
Alabama A&M	1	Florida	12	Maryland	14	Pittsburgh	14	Towson	1
Arizona	15	Florida A&M	1	Md. Eastern Shore	2	Princeton	2	Trinity	1
Arizona State	7	Florida Atlantic	1	Massachusetts	3	Purdue	23	Troy	1
Arkansas	8	Florida State	15	McMurry	1	Rice	8	Tufts	1
Army	1	Fresno State	2	Memphis	8	Rutgers	1	Tulane	9
Auburn	9	Georgetown Coll. (Ky.)	1	Miami (Fla.)	16	St. Augustine's	1	Tulsa	4
Austin	1	Georgia	13	Miami (Ohio)	8	St. Mary's	1	Tuskegee	1
Baldwin-Wallace	1	Georgia Tech	5	Michigan	19	Sam Houston State	1	UAB	1
Ball State	1	Grambling	9	Michigan State	20	San Diego State	7	UCLA	10
Baylor	22	Grand Valley State	1	Middle Tennessee St.	1	San Francisco	1	Utah	4
Benidji State	1	Hampden-Sydney	1	Minnesota	7	San Jose State	4	Utah State	1
Bluffton	1	Harding	1	Mississippi	12	Santa Barbara	1	Vanderbilt	5
Boise State	1	Hardin-Simmons	2	Mississippi State	9	Santa Clara	3	Villanova	4
Boston College	9	Hawaii	3	Missouri	9	Shaw	2	Virginia	9
Boston University	5	Heidelberg	1	Missouri Valley	1	South Carolina	5	Virginia Military	2
Bowling Green	10	Henderson State	1	Morehead State	1	South Carolina State	1	Virginia Tech	8
Brigham Young	1	Houston	7	Morgan State	3	South Florida	2	Wake Forest	6
Brown	1	Idaho	2	Muhlenberg	1	Southeast Missouri St.	2	Washington	6
California	9	Illinois	14	Murray State	2	Southeastern Louisiana	2	Washington State	7
California State (Pa.)	1	Illinois State	2	Nebraska	16	Southern	3	Washington (St. Louis)	1
Capital	1	Indiana	7	Nevada	3	Southern California	20	Washington & Lee	1
Carson-Newman	1	Iowa	8	Nevada-Las Vegas	3	Southern Con. State	1	Wayne State	1
Central Florida	1	Iowa State	5	New Mexico	2	Southern Methodist	10	Waynesburg	1
Central Michigan	1	Iowa State Teacher's	1	New Mexico State	2	Southern Mississippi	7	Weber State	1
Central Missouri	1	Jackson State	3	Nicholls State	1	Southwestern Okla St.	1	West Alabama	1
Chadron State	1	John Carroll	4	Norfolk State	1	Stanford	10	West Texas A&M	3
Chattanooga	3	Johnson C. Smith	2	North Carolina	8	Stephen F. Austin	1	West Virginia	6
Chico State	1	Kansas	9	North Carolina Central	3	Sterling	1	Western Kentucky	2
Cincinnati	4	Kansas State	6	North Carolina State	6	Superior State	1	Western Illinois	2
Charlotte	1	Kent State	5	North Dakota State	2	Syracuse	12	Western Michigan	2
Clarion	1	Kentucky	7	North Texas	4	Tampa	1	Western Reserve	1
Clemson	9	Langston (Okla.)	1	Northern Colorado	1	Tarleton State	1	Wichita	1
Colorado	15	Lehigh	2	Northern Iowa	1	Temple	5	William & Mary	2
Colorado State	3	Lenoir-Rhyne	1	Northern Michigan	1	Tennessee	14	Winston-Salem State	1
Dartmouth	1	Lewis & Clark	1	Northwestern	9	Tennessee-Martin	1	Wisconsin	10
Dayton	3	Liberty	1	Northwestern Okla.	1	Tennessee State	5	Wisconsin-La Crosse	2
Defiance	1	Lincoln (Mo.)	1	Northwestern State	4	Tennessee Tech	1	Wisconsin-River Falls	1
Denver	1	Lindenwood	1	Notre Dame	16	Texas	12	Wisconsin-Whitewater	1
Detroit Mercy	2	Los Angeles State	1	Ohio	2	Texas-Arlington	2	Wittenberg	1
Duke	11	Louisiana-Lafayette	1	Ohio State	39	Texas A&M	15	Wyoming	3
East Carolina	2	Louisiana Monroe	1	Oklahoma	18	Texas A&M Kingsville	2	Xavier	6
East Central (Okla.)	2	Louisiana State	13	Oklahoma State	8	Texas A&M Comm.	1	Youngstown State	1
East Tennessee St.	1	Louisiana Tech	2	Oregon	6	Texas Christian	6		

1999 EXPANSION DRAFT

1. OL Jim Pyne (Detroit); 2. DE Hurvin McCormack (Dallas); 3. OL Scott Rehberg (New England); 4. WR Damon Gibson (Cincinnati); 5. C Steve Gordon (San Francisco); 6. LB/FB Tarek Saleh (Carolina); 7. OL Jeff Buckley (Miami); 8. LB Jason Kyle (Seattle); 9. DE Rod Manuel (Pittsburgh); 10. LB Lenoy Jones (Tennessee); 11. DB Tim McTyer (Philadelphia); 12. LB Elijah Alexander (Indianapolis); 13. OT Pete Swanson (Kansas City); 14. DB Gerome Williams (San Diego); 15. DB Marlon Forbes (Chicago); 16. WR Justin Armour (Denver); 17. OL Paul Wiggins (Washington); 18. DB Duane Butler (Minnesota); 19. WR Fred Brock (Arizona); 20. DB Kory Blackwell (New York Giants); 21. DB Kevin Devine (Jacksonville); 22. DB Ray Jackson (Buffalo); 23. OL Jim Bundren (New York Jets); 24. OL Ben Cavin (Baltimore); 25. RB Michael Blair (Green Bay); 26. DL Antonio Anderson (Dallas); 27. OL Orlando Bobo (Minnesota); 28. LB James Williams (San Francisco); 29. QB Scott Milanovich (Tampa Bay); 30. DB Eric Stokes (Seattle); 31. RB Ronald Moore (Arizona); 32. FB Clarence Williams (Buffalo); 33. WR Freddie Solomon (Philadelphia); 34. DB Brandon Sanders (New York Giants); 35. DL Mike Thompson (Cincinnati); 36. RB Jerris McPhail (Detroit); 37. CB Antonio Langham (San Francisco).

FREE AGENCY

2024

Players Signed by Browns: T Hakeem Adeniji (Minnesota); LB Devin Bush (Seattle); RB D'Onta Foreman (Chicago); LB Jordan Hicks (Minnesota); QB Tyler Huntley (Baltimore); Quinton Jefferson (N.Y. Jets).

Former Browns Players Signed by Other Clubs: TE Harrison Bryant (Las Vegas); DT Jordan Elliott (San Francisco); QB Joe Flacco (Indianapolis); C Nick Harris (Seattle); CB Mike Ford (Houston); LB Sione Takitaki (New England); LB Anthony Walker Jr. (Miami).

2023

Players Signed by Browns: LB Matthew Adams (Chicago); TE Jordan Akins (Houston); QB Joshua Dobbs (Tennessee); CB Mike Ford (Atlanta); DT Trysten Hill (Dallas); DE Maurice Hurst (San Francisco); G Wes Martin (Washington); DE Ogbo Okoronkwo (Houston); S Juan Thornhill (Kansas City); DT Dalvin Tomlinson (Minnesota).

Former Browns Players Signed by Other Clubs: QB Jacoby Brissett (Washington); TE Pharaoh Brown (Indianapolis); DT Taven Bryan (Indianapolis); LB Tae Davis (Atlanta); G Hjalte Froholdt (Arizona); RB D'Ernest Johnson (Jacksonville); CB Greedy Williams (Philadelphia); DE Chase Winovich (Houston).

2022

Players Signed by Browns: P Corey Bojorquez (Green Bay); QB Jacoby Brissett (Miami); DT Taven Bryan (Jacksonville); QB Josh Dobbs (Pittsburgh); WR Jakeem Grant (Chicago); C Ethan Pocic (Seattle); DE Isaac Rochell (Indianapolis); DE Stephen Weatherly (Minnesota).

Former Browns Players Signed by Other Clubs: WR Rashard Higgins (Carolina); FB Andy Janovich (Houston); LB Elijah Lee (Kansas City); S M.J. Stewart (Houston).

2021

Players Signed by Browns: DE Jadeveon Clowney (Tennessee); CB Troy Hill (LA Rams); Malik Jackson (Philadelphia); S John Johnson III (LA Rams); Takkarist McKinley (Las Vegas); DT Damion Square (LA Chargers); LB Anthony Walker (Indianapolis).

Former Browns Players Signed by Other Clubs: CB Kevin Johnson (Tennessee); S Karl Joseph (Las Vegas); T Kendall Lamm (Tennessee); CB Terrance Mitchell (Houston); DT Larry Ogunjobi (Cincinnati); DT Vincent Taylor (Houston).

2020

Players Signed by Browns: DT Andrew Billings (Cincinnati); DE Adrian Clayborn (Atlanta); T Jack Conklin (Tennessee); LB B.J. Goodson (Green Bay); TE Austin Hooper (Atlanta); CB Kevin Johnson (Houston); S Karl Joseph (Oakland); QB Case Keenum (Washington); S Andrew Sendejo (Minnesota).

Former Browns Players Signed by Other Clubs: CB T.J. Carrie (Indianapolis); TE Demetrius Harris (Chicago); LB Christian Kirksey (Green Bay); G Eric Kush (Las Vegas); S Damarious Randall (Las Vegas); LB Joe Schobert (Jacksonville).

2019

Players Signed by Browns: TE Demetrius Harris (Kansas City); OL Eric Kush (Chicago); OL Kendall Lamm (Houston); DL Sheldon Richardson (Minnesota); LB Adarius Taylor (Tampa Bay).

Former Browns Players Signed by Other Clubs: DB E.J. Gaines (Buffalo); WR Breshad Perriman (Tampa Bay); QB Tyrod Taylor (Los Angeles Chargers); OL Earl Watford (Tampa Bay).

2018

Players Signed by Browns: DB T.J. Carrie (Oakland); TE Darren Fells (Detroit); DB E.J. Gaines (Buffalo); OL Chris Hubbard (Pittsburgh); RB Carlos Hyde (San Francisco); WR Jeff Janis (Green Bay); DB Terrance Mitchell (Kansas City); DL Chris Smith (Cincinnati); QB Drew Stanton (Arizona); OL Donald Stephenson (Denver).

Former Browns Players Signed by Other Clubs: RB Isaiah Crowell (N.Y. Jets); OL Marcus Martin (Dallas).

2017

Players Signed by Browns: WR Kenny Britt (Los Angeles Rams); OL Matt McCants (Chicago); OL JC Tretter (Green Bay); OL Kevin Zeitler (Cincinnati).

Former Browns Players Signed by Other Clubs: DB Jordan Poyer (Buffalo); WR Terrelle Pryor Sr. (Washington).

2016

Players Signed by Browns: LB Demario Davis (New York Jets).

Former Browns Players Signed by Other Clubs: DB Johnson Bademosi (Detroit); WR Travis Benjamin (San Diego); DB Tashaun Gipson (Jacksonville); OL Alex Mack (Atlanta); LB Craig Robertson (New Orleans); OL Mitchell Schwartz (Kansas City).

2015

Players Signed by Browns: TE Rob Housler (Arizona); DB Tramon Williams (Green Bay).

Former Browns Players Signed by Other Clubs: WR Miles Austin (Philadelphia); TE Jordan Cameron (Miami); QB Brian Hoyer (Houston); DL Ahtyba Rubin (Seattle); LB Jabaal Sheard (New England); DB Buster Skrine (New York Jets).

2014

Players Signed by Browns: DB Aaron Berry (New York Jets); LB Karlos Dansby (Arizona); TE Jim Dray (Arizona); WR *Andrew Hawkins (Cincinnati); DB Jim Leonhard (Buffalo); OL Paul McQuistan (Seattle); RB Ben Tate (Houston); DB Donte Whitner (San Francisco).

Former Browns Players Signed by Other Clubs: OL Oniel Cousins (Tampa Bay); OL Shawn Lauvao (Washington); DB T.J. Ward (Denver). Note: * Restricted Agent

2013

Players Signed by Browns: TE Gary Barnidge (Carolina); DL Desmond Bryant (Oakland); OL Rashad Butler (Houston); QB Jason Campbell (Chicago); K Shayne Graham (Houston); LB Quentin Groves (Arizona); LB Paul Kruger (Baltimore); DB Chris Owens (Atlanta).

Former Browns Players Signed by Other Clubs: WR Joshua Cribbs (Oakland); K Phil Dawson (San Francisco); QB Josh Johnson (Cincinnati); LB Kaluka Maiava (Oakland); WR Mohamed Massaquoi (Jacksonville); DL Frostee Rucker (Arizona); TE Alex Smith (Cincinnati); DB Ray Ventrone (San Francisco); TE Benjamin Watson (New Orleans).

2012

Players Signed by Browns: DL Frostee Rucker (Cincinnati); DL Juqua Parker (Philadelphia).

Former Browns Players Signed by Other Clubs: DB Mike Adams (Denver); OL Artis Hicks (Miami); RB Peyton Hillis (Kansas City); OL Steve Vallos (Philadelphia).

2011

Players Signed by Browns: RB Brandon Jackson (Green Bay); DB Dimitri Patterson (Philadelphia); DB Usama Young (New Orleans).

Former Browns Players Signed by Other Clubs: DB Abram Elam (Dallas); DB Sabby Piscitelli (Kansas City); WR Chansi Stuckey (Arizona); LB Jason Trusnik (Miami); FB Lawrence Vickers (Houston); OL Floyd Womack (Arizona); DB Eric Wright (Detroit).

2010

Players Signed by Browns: LB Scott Fujita (New Orleans); OL Tony Pashos (San Francisco); TE Benjamin Watson (New England).

Former Browns Players Signed by Other Clubs: TE Michael Gaines (Houston); OL Rex Hadnot (Arizona).

2009

Players Signed by Browns: LB Eric Barton (New York Jets); LB David Bowens (New York Jets); DB Corey Ivy (Baltimore); DL C. J. Mosley (New York Jets); DB Hank Poteat (New York Jets); OL John St. Clair (Chicago); OL Floyd Womack (Seattle).

Former Browns Players Signed by Other Clubs: LB Andra Davis (Denver); DB Travis Daniels (Kansas City); TE Darnell Dinkins (New Orleans); DB Sean Jones (Philadelphia); OL Seth McKinney (Buffalo); RB Jason Wright (Arizona); OL Scott Young (Denver).

2008

Players Signed by Browns: OL Rex Hadnot (Miami); LB Shantee Orr (Jacksonville); WR Donté Stallworth (New England).

Former Browns Players Signed by Other Clubs: DB Ricardo Colclough (Carolina); DL *Simon Fraser (Atlanta); LB Matt Stewart (Arizona); LB Chaun Thompson (Houston).

Note: *Restricted free agent

2007

Players Signed by Browns: RB Jamal Lewis (Baltimore); OL Seth McKinney (Miami); LB Antwan Peek (Houston); OL Eric Steinbach (Cincinnati); DL Robaire Smith (Tennessee); DT *Shaun Smith (Cincinnati); DB Kenny Wright (Washington).

Former Browns Players Signed by Other Clubs: DE Alvin McKinley (Denver); WR Dennis Northcutt (Jacksonville); S Brian Russell (Seattle); FB Terrelle Smith (Arizona).

Note: *Restricted free agent

2006

Players Signed by Browns: OL LeCharles Bentley (New Orleans); TE Darnell Dinkins (Baltimore); OL Bob Hallen (San Diego); WR Joe Jurevicius (Seattle); LB Willie McGinest (New England); OL Kevin Shaffer (Atlanta); NT Ted Washington (Oakland); P Dave Zastudil (Baltimore).

Former Browns Players Signed by Other Clubs: WR Antonio Bryant (San Francisco); TE Keith Heinrich (Miami); LB Kenard Lang (Denver); DB Michael Lehan (Miami); OL Mike Pucillo (Washington); TE Aaron Shea (San Diego); OL L.J. Shelton (Miami); LB Ben Taylor (Green Bay).

2005

Players Signed by Browns: OL Joe Andruzzi (New England); DB Gary Baxter (Baltimore); OL Cosey Coleman (Tampa Bay); DL Jason Fisk (San Diego); P Kyle Richardson (Cincinnati); DB *Brian Russell (Minnesota); LB Matt Stewart (Atlanta).

Former Browns Players Signed by Other Clubs: LB *Kevin Bentley (Seattle); OL Damion Cook (Miami); LB Barry Gardner (New York Jets); OL *Joaquin Gonzalez (Indianapolis); DB Anthony Henry (Dallas); QB Kelly Holcomb (Buffalo); LB Warrick Holdman (Washington); DB Lewis Sanders (Houston).

Note: *Restricted free agent

2004

Players Signed by Browns: DL Ebenezer Ekuban (Dallas); QB Jeff Garcia (San Francisco); OL Kelvin Garmon (San Diego); LB Warrick Holdman (Chicago); FB Terrelle Smith (New Orleans).

Former Browns Players Signed by Other Clubs: P Chris Gardocki (Pittsburgh); OL Shaun O'Hara (New York Giants); DB Lewis Sanders (Jacksonville); OL Barry Stokes (New York Giants).

2003

Players Signed by Browns: LB Barry Gardner (Philadelphia).

Former Browns Players Signed by Other Clubs: OL Dave Wohlabaugh (St. Louis); LB Earl Holmes (Detroit); DB Cory Fuller (Baltimore); LB Dwayne Rudd (Tampa Bay); DB Chris Akins (New England); LS Ryan Kuehl (New York Giants).

2002

Players Signed by Browns: S Robert Griffith (Minnesota); LB Earl Holmes (Pittsburgh); DL Kenard Lang (Washington); WR Chris Sanders (Tennessee); OL Barry Stokes (Green Bay); OL Ryan Tucker (St. Louis).

Former Browns Players Signed by Other Clubs: DE Keith McKenzie (Chicago); OL Roman Oben (Tampa Bay); O.J. Santiago (Minnesota); DL Greg Spires (Tampa Bay).

2001

Players Signed by Browns: LB Brant Boyer (Jacksonville); TE Ricky Dudley (Oakland); RB Curtis Enis (Chicago); QB Kelly Holcomb (Indianapolis); LB Dwayne Rudd (Minnesota); FB Mike Sellers (Washington); DT Mark Smith (Arizona); OL Ross Verba (Green Bay).

Former Browns Players Signed by Other Clubs: FB Marc Edwards (New England); WR David Patten (New England).

2000

Players Signed by Browns: DB Percy Ellsworth (New York Giants); OL Everett Lindsay (Baltimore); DE Keith McKenzie (Green Bay); LB Marty Moore (New England); OT Roman Oben (New York Giants); WR David Patten (New York Giants); RB Errict Rhett (Baltimore); DL Orpheus Roye (Pittsburgh).

Former Browns Players Signed by Other Clubs: OL Orlando Bobo (Baltimore); T Lomas Brown (New York Giants); CB Antonio Langham (New England); QB Jamie Martin (Jacksonville); CB Ryan McNeil (Dallas); DB Marquez Pope (Oakland); OL Scott Rehberg (Cincinnati); WR Leslie Shepherd (Miami); LB-DE John Thierry (Green Bay).

1999

Players Signed by Browns: DE Derrick Alexander (Minnesota); DT Jerry Ball (Minnesota); T Lomas Brown (Arizona); T Orlando Brown (Baltimore); CB Corey Fuller (Minnesota); P Chris Gardocki (Indianapolis); DT Darius Holland (Detroit); DT John Jurkovic (Jacksonville); RB Terry Kirby (San Francisco); CB Ryan McNeil (St. Louis); LB Jamir Miller (Arizona); DB Marquez Pope (San Francisco); WR Leslie Shepherd (Washington); LB John Thierry (Chicago); C Dave Wohlabaugh (New England).

1995

Players Signed by Browns: DT Tim Goad (New England); WR Andre Rison (Atlanta); CB Johnny Thomas (Washington); RB Lorenzo White (Houston).

Former Browns Players Signed by Other Clubs: RB Randy Baldwin (Carolina); DT James Jones (Denver); LB Frank Stams (Carolina).

Note: lost WR Mark Carrier to Carolina in expansion draft.

1994

Players Signed by Browns: LB Carl Banks (Washington); RB Earnest Byner (Washington); CB Don Griffin (San Francisco); TE Walter Reeves (Arizona); QB Mark Rypien (Washington); OL Mike Withycombe (San Diego).

Former Browns Players Signed by Other Clubs: P Brian Hansen (New York Jets); CB Randy Hilliard (Denver); LB Mike Johnson (Detroit); LB Clay Matthews (Atlanta).

1993

Players Signed by Browns: WR Mark Carrier (Tampa Bay); OL Houston Hoover (Atlanta); WR Hassan Jones (Minnesota); CB Najee Mustafaa (Minnesota); QB Vinny Testaverde (Tampa Bay).

Former Browns Players Signed by Other Clubs: WR Webster Slaughter (Houston); TE Mark Bavaro (New England); QB Mike Tomczak (Pittsburgh).

TRANSITION TAGGED PLAYERS

2013 - OL Alex Mack.

FRANCHISE TAGGED PLAYERS

2011 - K Phil Dawson, 2012 - K Phil Dawson, 2021 - TE David Njoku

PLAN "B" FREE AGENTS (1989-92)

1992

Players Signed by Browns During "Plan B" (11): RB James Brooks (Cincinnati); WR Jamie Holland (L.A. Raiders); CB Alonzo Hampton (Tampa); TE Pete Holohan (Kansas City); WR Keenan McCardell (Washington); S Stevon Moore (Miami); LB Anthony Moss (N.Y. Giants); RB Bruce Perkins (Indianapolis); CB Terry Taylor (Detroit); RB Ron Wolfley (Arizona); S Tony Zachary (New England).

Former Browns Players Signed by Other Clubs During "Plan B" (6): DT Frank Conover (Green Bay); S Thane Gash (San Francisco); CB Ray Irvin (Kansas City); CB Joe King (Tampa Bay); WR Reggie Langhorne (Indianapolis); WR Mike Oliphant (Seattle).

1991

Players Signed by Browns During "Plan B" (11): TE Charles Arbuckle (New Orleans); LB David Brandon (San Diego); LB Richard Brown (San Diego); P Brian Hansen (New England); K Mike Lansford (L.A. Rams—failed physical); S Vince Newsome (L.A. Rams); QB Todd Philcox (Cincinnati); G John Rienstra (Pittsburgh); RB Lee Rouson (N.Y. Giants); K Matt Stover (N.Y. Giants); T Rob Woods (Kansas City).

Former Browns Players Signed by Other Clubs During "Plan B" (6): DE Robert Banks (Houston); LB Marcus Cotton (Seattle); DL Marlon Jones (Tampa Bay); FB Tim Manoa (New Orleans); DT Chris Pike (San Diego); S Felix Wright (Minnesota).

1990

Players Signed by Browns During "Plan B" (6): C Mike Baab (New England); CB Raymond Clayborn (New England); LB Lawrence McGrew (New England); LB Ken Rose (N.Y. Jets); G Ralph Tamm (Washington); DE Rhondy Weston (Tampa Bay).

Former Browns Players Signed by Other Clubs During "Plan B" (5): CB Hanford Dixon (San Francisco); RB Keith Jones (Dallas); S Robert Lyons (Minnesota); WR Gerald McNeil (Houston); TE Ron Middleton (Washington).

1989

Players Signed by Browns During "Plan B" (14): DE Al Baker (Minnesota); OG Ted Banker (N.Y. Jets); DE Robert Banks (Houston); C Tom Baugh (Kansas City); WR Ray Butler (Seattle); RB Patrick Collins (Green Bay); DL Tom Gibson (New England); CB Kerry Glenn (N.Y. Jets); RB Keith Jones (L.A. Rams); LB Barry Krauss (Indianapolis); QB Mike Norseth (Cincinnati); WR Darryl Usher (New England); P Bryan Wagner (Chicago); WR Chris Woods (L.A. Raiders).

Former Browns Players Signed by Other Clubs During "Plan B" (10): DE Sam Clancy (Indianapolis); S Danny Copeland (Kansas City); NT Bob Golic (L.A. Raiders); K Jeff Jaeger (L.A. Raiders); TE Jeff Modesitt (Atlanta); P Max Runager (Kansas City); QB Steve Slayden (Kansas City); WR Clarence Weathers (Indianapolis); G Larry Williams (San Diego); C Frank Winters (N.Y. Giants).

TEAM TRADE HISTORY SINCE 1999**2/12/1999**

Cleveland acquired defensive end Roy Barker and tight end Irv Smith from San Francisco for past considerations.

2/26/1999

Cleveland traded a fourth-round selection (110th overall) and a fifth-round selection (134th overall) in the 1999 NFL Draft to San Francisco for quarterback Ty Detmer and a fourth-round selection (124th overall) in 1999.

4/18/1999

Cleveland traded a fourth-round draft choice (96th overall) in 1999 to San Francisco for fullback Marc Edwards.

4/18/1999

Cleveland traded a sixth-round selection (170th overall) in the 1999 NFL Draft to Seattle for two sixth-round picks (187th overall and 191st overall).

4/18/1999

Cleveland traded two seventh-round picks (221st and 253rd overall) in the 1999 NFL Draft to Chicago for a sixth-round (174th overall) pick.

4/22/1999

Cleveland acquired running back Sedrick Shaw from New England for past considerations.

9/28/1999

Cleveland traded defensive tackle Jerry Ball to Minnesota for defensive end Stalin Colinet and a seventh-round draft choice.

10/19/1999

Cleveland traded a sixth-round (167th overall) selection in the 2000 NFL Draft to Miami for running back Karim Abdul-Jabbar.

4/16/2000

Cleveland traded two seventh-round (223rd and 254th overall) picks to Chicago for two seventh-round draft choices (209th and 225th overall).

8/14/2001

Cleveland traded offensive lineman Everett Lindsay to Minnesota for a conditional draft choice.

8/28/2001

Cleveland traded wide receiver Darrin Chiaverini to Dallas for a conditional draft choice; however, the conditions of the trade were not met and the Browns did not receive compensation.

9/2/2001

Cleveland traded quarterback Ty Detmer to Detroit for a fourth-round choice in the 2002 NFL Draft.

9/2/2001

Cleveland traded running back Travis Prentice and quarterback Spergon Wynn to Minnesota for conditional draft choices.

10/16/2001

Cleveland traded defensive end Stalin Colinet to Minnesota for a conditional draft choice.

3/8/2002

Cleveland traded a conditional seventh-round draft choice in 2004 to Miami for running back J.J. Johnson.

4/20/2002

Cleveland traded linebacker Wali Rainer and a third-round draft choice (79th overall) to Jacksonville for a third-round draft choice (76th overall).

4/21/2002

Cleveland traded a fifth-round draft choice (147th overall) and a sixth-round draft choice (189th overall) to Oakland for a fourth-round choice (122nd overall).

*Cleveland's trades with Minnesota involving Everett Lindsay, Travis Prentice, Spergon Wynn and Stalin Colinet ultimately resulted in the Browns receiving fifth round draft choices from Minnesota in the 2002 and 2003 NFL Draft.

8/31/2002

Cleveland traded a seventh-round draft choice in the 2003 draft to San Diego for tight end Steve Heiden (Chargers also had the option of switching sixth-round picks in 2003).

2/28/2003

Cleveland traded tight end Mark Campbell to Buffalo for an undisclosed 2004 draft choice.

4/24/2004

Cleveland traded a 2004 first-round and second-round choices to Detroit for the Lions 2004 first-round choice (sixth overall).

Cleveland traded a 2004 third-round, fifth-round and sixth-round choices to Indianapolis for a second and fifth-round choices.

3/2/2005

Cleveland traded defensive lineman Gerard Warren to Denver for a fourth-round choice in the 2005 draft.

3/5/2005

Cleveland traded a 2005 fourth-round draft choice to Seattle for quarterback Trent Dilfer.

3/30/2005

Cleveland traded defensive ends Ebenezer Ekuban and Michael Myers to Denver for running back Reuben Droughns.

4/24/2005

Cleveland traded quarterback Luke McCown to Tampa Bay for a 2005 sixth-round draft choice (203rd overall).

8/22/2005

Cleveland traded wide receiver Andre Davis to New England for an undisclosed draft choice.

9/4/2005

Cleveland traded offensive lineman Melvin Fowler to Minnesota for offensive lineman Nat Dorsey.

3/20/2006

Cleveland traded safety Chris Crocker to Atlanta for a fourth-round choice in the 2006 NFL draft.

4/29/2006

Cleveland traded a 2006 first-round choice (12th overall) to Baltimore for a 2006 first-round choice (13th overall) and 2006 sixth-round choice (181st overall).

Cleveland traded center Jeff Faine and a 2006 second-round choice (43rd overall) to New Orleans for a 2006 second-round choice (34th overall).

5/4/2006

Cleveland traded quarterback Trent Dilfer to San Francisco for an undisclosed 2007 draft choice and quarterback Ken Dorsey.

8/8/2006

Cleveland traded an undisclosed draft pick to New England for offensive lineman Ross Tucker.

8/22/2006

Cleveland traded wide receiver Carlton Brewster to Green Bay for defensive back Therrian Fontenot.

8/24/2006

Cleveland traded a conditional draft choice to Chicago for offensive lineman Lennie Friedman.

9/2/2006

Cleveland traded an undisclosed 2008 draft choice to Philadelphia for offensive lineman Hank Fraley.

3/9/2007

Cleveland traded running back Reuben Droughns to N.Y. Giants for wide receiver Tim Carter.

4/28/2007

Cleveland traded a 2007 second-round choice (36th overall) and a 2008 first-round choice to Dallas for a 2007 first-round choice (22nd overall).

4/28/2007

Cleveland traded its 2007 third-round (67th overall), fourth-round (103rd overall) and their sixth-round choice (178th overall) to Dallas for a second-round choice (53rd overall) and sixth-round choice (195th overall).

4/29/2007

Cleveland traded a sixth-round choice (195th overall) to Dallas for a sixth-round choice (200th overall) and a seventh-round choice (234th overall).

9/11/2007

Cleveland traded quarterback Charlie Frye to Seattle for a 2008 sixth-round draft choice.

2/29/2008

Cleveland traded a 2008 second-round draft choice to Green Bay for defensive lineman Corey Williams.

3/4/2008

Cleveland traded defensive back Leigh Bodden and a 2008 third-round draft choice to Detroit for defensive lineman Shaun Rogers.

4/27/2008

Cleveland traded a 2008 fourth-round choice (122nd overall) and a 2008 fifth-round choice (155th overall) to Dallas for a 2008 fourth-round choice (104th overall).

4/27/2008

Cleveland traded a 2009 third-round selection to Dallas for a 2008 fourth-round selection (111th overall).

4/27/2008

Cleveland traded a 2009 fifth-round selection to Philadelphia for a 2008 sixth-round selection (191st overall).

8/20/2008

Cleveland traded an undisclosed draft choice to Miami for defensive back Travis Daniels.

2/27/2009

Cleveland traded tight end Kellen Winslow to Tampa Bay for undisclosed draft picks.

4/25/2009

Cleveland traded a 2009 first-round selection (fifth overall) to N.Y. Jets for a 2009 first-round choice (17th overall), second-round choice (52nd overall), and defensive lineman Kenyon Coleman, defensive back Abram Elam and quarterback Brett Ratliff.

Cleveland traded a 2009 first-round choice (17th overall) to Tampa Bay for a 2009 first-round choice (19th overall) and sixth-round choice (191st overall).

Cleveland traded a 2009 first-round choice (19th overall) to Philadelphia for a 2009 first-round choice (21st overall) and sixth-round choice (195th overall).

9/1/2009

Cleveland traded defensive lineman Louis Leonard to Carolina for an undisclosed draft choice.

10/7/2009

Cleveland traded wide receiver Braylon Edwards to N.Y. Jets for wide receiver Chansi Stuckey, linebacker Jason Trusnik and undisclosed draft choices.

3/3/2010

Cleveland traded defensive lineman Corey Williams and a 2010 seventh-round draft choice to Detroit Lions for a 2010 fifth-round pick.

3/10/2010

Cleveland traded an undisclosed 2011 draft choice to Seattle for quarterback Seneca Wallace.

3/14/2010

Cleveland traded quarterback Brady Quinn to Denver for running back Peyton Hillis and a 2011 sixth-round draft choice and a 2012 conditional draft choice.

3/15/2010

Cleveland traded linebacker Kamerion Wimbley to Oakland for a 2010 third-round pick (85th overall).

4/6/2010

Cleveland traded linebacker Alex Hall, a 2010 fourth-round draft choice and a 2010 fifth-round draft choice to Philadelphia for defensive back Sheldon Brown and linebacker Chris Gocong.

4/24/2010

Cleveland traded a 2010 third-round (92nd overall) and two fifth-round selections (134th and 146th overall) to Philadelphia for a 2010 second-round choice (59th).

10/6/2010

Cleveland traded 2012 sixth-round draft choice to Minnesota for defensive lineman Jayme Mitchell.

10/14/2010

Cleveland traded running back Jerome Harrison to Philadelphia for running back Mike Bell.

4/28/2011

Cleveland traded a 2011 first-round (6th overall) selection to Atlanta for a 2011 first (27th overall), second (59th overall) and fourth (124th overall) round choices along with a 2012 first-round and fourth-round picks.

4/28/2011

Cleveland traded a 2011 first (27th overall) and third (70th overall) round choices to Kansas City for a 2011 first-round (21st overall) pick.

4/30/2011

Cleveland traded two 2011 sixth (168th and 170th overall) round choices to Minnesota for a 2011 fifth-round (150th overall) pick.

8/1/2011

Cleveland traded an undisclosed 2012 draft choice to St. Louis for OL John Greco.

4/26/2012

Cleveland traded a 2012 first (fourth overall), fourth (118th overall), fifth (139th overall) and seventh (211th overall) round choices to Minnesota for a 2012 first-round (third overall) choice.

4/27/2012

Cleveland traded a 2012 third (67th overall) round choice to Denver for a 2012 third (87th overall) and fourth (120th overall) round choices.

8/31/2012

Cleveland traded DB David Sims and a 2013 seventh round choice to Philadelphia for a 2013 sixth-round choice.

4/1/2013

Cleveland traded QB Colt McCoy and a 2013 sixth round choice to San Francisco for a 2013 fifth and seventh-round choices.

4/11/2013

Cleveland traded LB Emmanuel Acho to Philadelphia for RB Dion Lewis.

4/26/2013

Cleveland traded 2013 fourth (104th) and fifth (164th) round choices to Miami for WR Davone Bess and 2013 fourth (111th) and seventh (217th) round choices.

4/27/2013

Cleveland traded a 2013 fourth-round choice (111th overall) to Pittsburgh for a 2014 third-round choice.

4/27/2013

Cleveland traded a 2013 fifth-round choice (139th overall) to Indianapolis for a 2014 fourth round choice.

9/19/2013

Cleveland traded RB Trent Richardson to Indianapolis for 2014 first-round pick.

5/8/2014

Cleveland traded the fourth overall pick to the Bills and received the ninth pick and the Bills' 2015 first- and fourth-round picks.

Cleveland acquired the eighth pick from Minnesota in exchange for the ninth pick and the 145th pick.

Cleveland acquired the 22nd pick from Philadelphia in exchange for the 26th pick and the 83rd pick.

5/9/2014

Cleveland acquired the 94th pick from San Francisco in exchange for the 106th pick and the 180th pick.

5/10/2014

Cleveland traded the 218th pick to the Ravens and received their 2015 sixth-round pick.

5/1/2015

Cleveland acquired the 51st, 116th and 195th picks from Houston in exchange for the 43rd and 229th picks.

5/1/2015

Cleveland acquired the 96th and 219th picks from New England in exchange for the 111th, 147th and 202nd round picks.

5/2/2015

Cleveland acquired the 123rd, 198th and 241st round picks from Arizona in exchange for the 116th pick.

6/8/2015

Cleveland traded an undisclosed draft pick to San Francisco for P Andy Lee.

9/6/2015

Cleveland traded RB Terrance West to Tennessee for a conditional 2016 pick.

9/11/2015

Cleveland traded DL Billy Winn to Indianapolis for a conditional 2017 pick.

4/20/2016

Cleveland traded 2016 first (2nd overall) and a 2017 conditional fourth-round pick to Philadelphia for the Eagles' 2016 first (8th), third (77th) and fourth (100th) round picks and 2017 first and 2018 second round picks.

4/28/2016

Cleveland traded 2016 first (8th overall) and sixth (176th overall) round picks to Tennessee for the Titans' 2016 first (15th overall), third (76th overall) and 2017 second-round picks.

4/29/2016

Cleveland traded third (77th overall) and fifth (141st overall) round picks to Carolina for the Panthers' third (93rd overall), fourth (129th overall) and fifth (168th overall) round picks.

4/30/2016

Cleveland traded fourth (100th overall) round pick to Oakland for the Raiders' fourth (114th overall) and fifth (154th overall) round picks.

8/25/2016

Cleveland traded LB Barkevious Mingo to New England for the Patriots' 2017 fifth-round pick.

4/29/2016

Cleveland traded P Andy Lee and a 2017 7th-round pick to Carolina for P Kasey Redfern and a 2018 fourth-round pick.

9/3/2016

Cleveland traded DB Justin Gilbert to Pittsburgh for the Steelers' 2018 sixth-round pick.

8/31/2016

Cleveland traded conditional draft pick to New England for LB Jamie Collins Sr.

3/9/2017

Cleveland traded 2017 fourth-round pick to Houston for 2018 second round pick, 2017 sixth-round pick and QB Brock Osweiler.

4/27/2017

Cleveland traded 2017 first-round (12th overall) pick to Houston for Texans' 2017 first (25th overall) and 2018 first round picks.

4/27/2017

Cleveland traded 2017 second (33rd overall) and fourth (108th overall) round picks to Green Bay for the Packers' first round (29th overall) pick.

4/29/2017

Cleveland traded two 2017 fifth (145th and 175th) round picks to Denver for the Broncos' fourth (126th) and seventh (252nd) round picks.

4/29/2017

Cleveland traded 2017 fifth (181st overall) and sixth (188th overall) to New York for the Jets' fifth (160th overall) and seventh (224th overall) round picks.

6/1/2017

Cleveland traded LB Demario Davis to New York Jets for DB Calvin Pryor III.

8/31/2017

Cleveland traded OL Cameron Erving to Kansas City for a 2018 conditional fifth-round pick.

9/2/2017

Cleveland traded 2018 sixth-round pick to Pittsburgh in exchange for WR Sammie Coates and 2019 seventh-round pick.

3/14/2018

Cleveland traded 2018 fourth-round pick and 2019 seventh-round pick to Miami in exchange for WR Jarvis Landry.

3/14/2018

Cleveland traded 2018 third-round pick to Buffalo in exchange for QB Tyrod Taylor.

3/14/2018

Cleveland traded QB DeShone Kizer, 2018 fourth-round pick and 2018 fifth-round pick to Green Bay in exchange for DB Damarious Randall, 2018 fourth-round pick and 2018 fifth-round pick.

3/14/2018

Cleveland traded DL Danny Shelton and 2018 fifth-round pick to New England in exchange for 2019 third-round pick.

3/15/2018

Cleveland traded DB Jason McCourty 2018 seventh-round pick to New England in exchange for 2018 sixth-round pick.

3/28/2018

Cleveland traded QB Cody Kessler to Jacksonville in exchange for 2019 conditional seventh-round pick.

4/6/2018

Cleveland traded QB Kevin Hogan and a 2018 sixth-round draft pick to Washington in exchange for 2018 sixth-round pick.

4/27/2018

Cleveland traded second-round (64th) pick to Indianapolis for Colts' third (67th overall) and sixth (178th) round picks.

4/28/2018

Cleveland traded fourth (114th) and sixth (178th) round picks to New England for Patriots' fourth-round (105th) pick.

5/19/2018

Cleveland traded DB Jamar Taylor to Arizona for Cardinals 2020 sixth-round pick.

8/6/2018

Cleveland traded WR Corey Coleman to Buffalo for Bills 2020 seventh-round pick.

8/31/2018

Cleveland traded OL Shon Coleman to San Francisco for 49ers 2019 seventh-round pick.

9/1/2018

Cleveland traded 2019 seventh-round pick to New Orleans for DL Deveroe Lawrence.

9/17/2018

Cleveland traded WR Josh Gordon and a conditional 2019 seventh-round pick to New England for Patriots' 2019 fifth-round pick.

10/19/2018

Cleveland traded RB Carlos Hyde to Jacksonville for Jaguars 2019 fifth-round pick.

3/14/2019

Cleveland traded DB Jabrill Peppers, OL Kevin Zeitler, 2019 first-round pick and 2019 third-round pick to New York Giants for WR Odell Beckham Jr. and DL Olivier Vernon.

4/1/2019

Cleveland traded DL Emmanuel Ogbah to Kansas City for DB Eric Murray.

4/26/2019

Cleveland traded 2019 second (49) and fifth round (144) picks to Indianapolis Colts for 2019 second (46) round pick.

8/8/2019

Cleveland traded RB Duke Johnson Jr. to Houston for undisclosed 2020 draft pick.

8/15/2019

Cleveland traded C Austin Corbett to the Los Angeles Rams in exchange for an undisclosed 2021 draft pick.

8/28/2019

Cleveland traded DE Genard Avery to Philadelphia in exchange for an undisclosed 2021 draft pick.

8/29/2019

Cleveland traded 2020 fifth and sixth-round picks to Buffalo for G Wyatt Teller and 2021 seventh-round pick.

8/30/2019

Cleveland traded 2022 undisclosed pick to Detroit for QB David Blough and 2022 undisclosed pick.

8/31/2019

Cleveland traded 2020 undisclosed draft pick to Tennessee for WR Taywan Taylor.

8/31/2019

Cleveland traded 2020 undisclosed pick to Green Bay for G Justin McCray and 2020 undisclosed pick.

3/20/2020

Cleveland traded 2021 seventh-round pick to Denver in exchange for FB Andy Janovich.

4/24/2020

Cleveland traded 2020 second-round pick to Indianapolis for 2020 second and fifth round picks.

4/24/2020

Cleveland traded 2020 third and seventh-round picks to New Orleans for 2020 third and 2021 third-round pick.

9/3/2020

Cleveland traded 2021 fifth-round pick to Jacksonville for S Ronnie Harrison Jr.

4/30/2021

Cleveland traded second-round (59th) pick to Carolina for Panthers' second-round (52nd) and fourth-round (113th) pick.

5/1/2021

Cleveland traded fourth-round (113th) and seventh-round (257th) to Detroit for Lions' fifth-round (153rd) and a 2022 fourth-round pick.

3/16/2022

Cleveland traded 2022 fifth-round and sixth-round picks to Dallas for WR Amari Cooper and 2022 sixth-round pick.

3/16/2022

Cleveland traded LB Mack Wilson to New England for DC Chace Winovich.

3/20/2022

Cleveland traded 2022 first-round, 2022 fourth-round, 2023 first-round, 2023 third-round, 2024 first-round and fourth-round pick to Houston for QB Deshaun Watson and 2024 sixth-round pick.

3/20/2022

Cleveland traded QB Case Keenum to Buffalo for a 2022 seventh-round pick..

4/29/2022

Cleveland traded 2022 second round pick to Houston for 2022 third-round and two fourth-round picks.

4/30/2022

Cleveland traded 2022 fourth-round (118th) to Minnesota for 2022 fifth-round (156th) pick and a 2023 fourth-round pick.

4/30/2022

Cleveland traded CB Troy Hill to the L.A. Rams for a 2023 fifth-round pick.

7/12/2022

Cleveland traded QB Baker Mayfield to Carolina for 2024 conditional draft pick.

10/10/2022

Cleveland traded 2024 6th round pick to Atlanta for LB Deion Jones and 2024 7th round pick.

3/23/2023

Cleveland traded 2023 2nd round pick to New York Jets for WR Elijah Moore and 2023 3rd round pick.

4/29/2023

Cleveland traded 2023 7th round pick to Baltimore for 2024 6th round pick.

5/16/2023

Cleveland traded 2024 and 2025 5th round pick for DE Za'Darius Smith, 2025 6th round pick and 2025 7th round pick.

8/24/2023

Cleveland traded QB Joshua Dobbs and a 2024 7th-round pick to Arizona Cardinals for a 2024 5th-round pick.

8/27/2023

Cleveland traded T Tyrone Wheatley Jr. to New England Patriots for RB Pierre Strong Jr.

8/28/2023

Cleveland traded a 2025 7th-round pick to Los Angeles Chargers for K Dustin Hopkins.

10/31/2023

Cleveland traded WR Donovan Peoples-Jones to Detroit Lions for a 2025 6th round pick.

3/13/2024

Cleveland traded 2024 5th and 6th round pick to Denver Broncos for WR Jerry Jeudy.

BROWNS VS. NFL TEAMS

^indicates playoff game

RESULTS VS. ARIZONA CARDINALS

Chicago Cardinals	10/15/1950	W	34-24
at Chicago Cardinals	11/5/1950	W	10-7
at Chicago Cardinals	11/4/1951	W	34-17
Chicago Cardinals	12/2/1951	W	49-28
Chicago Cardinals	11/9/1952	W	28-13
at Chicago Cardinals	12/7/1952	W	10-0
at Chicago Cardinals	10/4/1953	W	27-7
Chicago Cardinals	11/29/1953	W	27-16
Chicago Cardinals	10/10/1954	W	31-7
at Chicago Cardinals	10/24/1954	W	35-3
at Chicago Cardinals	10/30/1955	W	26-20
Chicago Cardinals	12/11/1955	W	35-24
at Chicago Cardinals	9/30/1956	L	7-9
Chicago Cardinals	12/16/1956	L	7-24
at Chicago Cardinals	10/27/1957	W	17-7
Chicago Cardinals	12/1/1957	W	31-0
Chicago Cardinals	10/12/1958	W	35-28
at Chicago Cardinals	10/26/1958	W	38-24
at Chicago Cardinals	10/4/1959	W	34-7
Chicago Cardinals	10/18/1959	W	17-7
St. Louis Cardinals	11/13/1960	W	28-27
at St. Louis Cardinals	11/27/1960	T	17-17
St. Louis Cardinals	9/24/1961	W	20-17
at St. Louis Cardinals	10/29/1961	W	21-10
at St. Louis Cardinals	10/21/1962	W	34-7
St. Louis Cardinals	11/18/1962	W	38-14
St. Louis Cardinals	11/17/1963	L	14-20
at St. Louis Cardinals	12/1/1963	W	24-10
St. Louis Cardinals	9/20/1964	T	33-33
at St. Louis Cardinals	12/6/1964	L	19-28
St. Louis Cardinals	9/26/1965	L	13-49
at St. Louis Cardinals	12/19/1965	W	27-24
St. Louis Cardinals	9/25/1966	L	28-34
at St. Louis Cardinals	12/17/1966	W	38-10
St. Louis Cardinals	10/15/1967	W	20-16
at St. Louis Cardinals	12/10/1967	W	20-16
St. Louis Cardinals	10/13/1968	L	21-27
at St. Louis Cardinals	12/14/1968	L	16-27
St. Louis Cardinals	10/26/1969	T	21-21
at St. Louis Cardinals	12/14/1969	W	27-21
at St. Louis Cardinals	9/29/1974	L	7-29
at St. Louis Cardinals	10/28/1979	W	38-20
St. Louis Cardinals	9/8/1985	L	24-27 OT
at Phoenix Cardinals	10/23/1988	W	29-21
Arizona Cardinals	9/18/1994	W	32-0
at Arizona Cardinals	10/8/2000	L	21-29
Arizona Cardinals	11/16/2003	W	44-6
at Arizona Cardinals	12/2/2007	L	21-27
at Arizona Cardinals	12/18/2011	L	17-20 OT
Arizona Cardinals	11/1/2015	L	20-34
at Arizona Cardinals	12/15/2019	L	24-38
Arizona Cardinals	10/17/2021	L	14-37
Arizona Cardinals	11/5/2023	W	27-0
Regular Season Totals		34-16-3	.670
Home		16-8-2	.654
Away		18-8-1	.685

RESULTS VS. ATLANTA FALCONS

at Atlanta Falcons	10/30/1966	W	49-17
Atlanta Falcons	10/27/1968	W	30-7
Atlanta Falcons	10/31/1971	L	14-31
at Atlanta Falcons	10/17/1976	W	20-17
at Atlanta Falcons	9/17/1978	W	24-16
Atlanta Falcons	9/27/1981	W	28-17
at Atlanta Falcons	11/18/1984	W	23-7
Atlanta Falcons	11/8/1987	W	38-3
Atlanta Falcons	12/16/1990	W	13-10
at Atlanta Falcons	11/28/1993	L	14-17
Atlanta Falcons	12/29/2002	W	24-16
at Atlanta Falcons	11/12/2006	W	17-13
Atlanta Falcons	10/10/2010	L	10-20
at Atlanta Falcons	11/23/2014	W	26-24
Atlanta Falcons	11/10/2018	W	28-16
at Atlanta Falcons	10/2/2022	L	20-23
Regular Season Totals		12-4-0	.750
Home		6-2-0	.750
Away		6-2-0	.750

RESULTS VS. BALTIMORE RAVENS

at Baltimore Ravens	9/26/1999	L	10-17
Baltimore Ravens	11/7/1999	L	9-41
Baltimore Ravens	10/1/2000	L	0-12
at Baltimore Ravens	11/26/2000	L	7-44
Baltimore Ravens	10/21/2001	W	24-14
at Baltimore Ravens	11/18/2001	W	27-17
Baltimore Ravens	10/6/2002	L	21-26
at Baltimore Ravens	12/22/2002	W	14-13
at Baltimore Ravens	9/14/2003	L	13-33
Baltimore Ravens	12/21/2003	L	0-35
Baltimore Ravens	9/12/2004	W	20-3
at Baltimore Ravens	11/7/2004	L	13-27
at Baltimore Ravens	10/16/2005	L	3-16
Baltimore Ravens	1/1/2006	W	20-16
Baltimore Ravens	9/24/2006	L	14-15
at Baltimore Ravens	12/17/2006	L	17-27
Baltimore Ravens	9/30/2007	W	27-13
at Baltimore Ravens	11/18/2007	W	33-30 OT
at Baltimore Ravens	9/21/2008	L	10-28
Baltimore Ravens	11/2/2008	L	27-37
at Baltimore Ravens	9/27/2009	L	3-34
Baltimore Ravens	11/16/2009	L	0-16
at Baltimore Ravens	9/26/2010	L	17-24
Baltimore Ravens	12/26/2010	L	10-20
Baltimore Ravens	12/4/2011	L	10-24
at Baltimore Ravens	12/24/2011	L	14-20
at Baltimore Ravens	9/27/2012	L	16-23
Baltimore Ravens	11/4/2012	L	15-25
at Baltimore Ravens	9/15/2013	L	16-14
Baltimore Ravens	11/3/2013	W	24-18
Baltimore Ravens	9/21/2014	L	21-23
at Baltimore Ravens	12/28/2014	L	10-20
at Baltimore Ravens	10/11/2015	W	33-30 OT
Baltimore Ravens	11/30/2015	L	27-33
Baltimore Ravens	9/18/2016	L	20-25
at Baltimore Ravens	11/10/2016	L	7-28
at Baltimore Ravens	9/17/2017	L	10-24

Baltimore Ravens	12/17/2017	L	10-27
Baltimore Ravens	10/7/2018	W	12-9 OT
at Baltimore Ravens	12/30/2018	L	24-26
at Baltimore Ravens	9/29/2019	W	40-25
Baltimore Ravens	12/22/2019	L	31-15
at Baltimore Ravens	9/13/2020	L	6-38
Baltimore Ravens	12/14/2020	L	42-47
at Baltimore Ravens	11/28/2021	L	10-16
Baltimore Ravens	12/12/2021	W	24-22
at Baltimore Ravens	10/23/2022	L	20-23
Baltimore Ravens	12/17/2022	W	13-3
Baltimore Ravens	10/12/2023	L	3-28
at Baltimore Ravens	11/12/2023	W	33-31
Regular Season Totals		14-36-0	.280
Home		8-17-0	.320
Away		6-19-0	.240

RESULTS VS. BUFFALO BILLS

Buffalo Bills	11/26/1972	W	27-10
Buffalo Bills	11/24/1974	L	10-15
at Buffalo Bills	10/23/1977	W	27-16
Buffalo Bills	10/29/1978	W	41-20
at Buffalo Bills	11/1/1981	L	13-22
at Buffalo Bills	11/4/1984	W	13-10
Buffalo Bills	11/17/1985	W	17-7
at Buffalo Bills	12/7/1986	W	21-17
Buffalo Bills	11/15/1987	W	27-21
^Buffalo Bills	1/6/1990	W	34-30
Buffalo Bills	11/4/1990	L	0-42
Buffalo Bills	10/2/1995	L	19-22
at Buffalo Bills	12/12/2004	L	7-37
Buffalo Bills	12/16/2007	W	8-0
at Buffalo Bills	11/17/2008	W	29-27
at Buffalo Bills	10/11/2009	W	6-3
at Buffalo Bills	12/12/2010	L	6-13
Buffalo Bills	9/23/2012	L	14-24
Buffalo Bills	10/3/2013	W	37-24
at Buffalo Bills	11/30/2014	L	10-26
at Buffalo Bills	12/18/2016	L	13-33
Buffalo Bills	11/10/2019	W	19-16
at Buffalo Bills	11/20/2022	L	23-31
Regular Season Totals		12-10-0	.545
Home		7-4-0	.636
Away		5-6-0	.454
Playoffs		1-0-0	1.000

RESULTS VS. CAROLINA PANTHERS

Carolina Panthers	11/21/1999	L	17-31
Carolina Panthers	12/1/2002	L	6-13
at Carolina Panthers	10/8/2006	L	12-20
Carolina Panthers	11/28/2010	W	24-23
at Carolina Panthers	12/21/2014	L	13-17
Carolina Panthers	12/9/2018	W	26-20
at Carolina Panthers	9/11/2022	W	26-24
Regular Season Totals		3-4-0	.429
Home		2-2-0	.500
Away		1-2-0	.333

RESULTS VS. CHICAGO BEARS

Chicago Bears	11/25/1951	W	42-21
at Chicago Bears	11/14/1954	W	39-10
Chicago Bears	12/11/1960	W	42-0
at Chicago Bears	12/10/1961	L	14-17
Chicago Bears	10/22/1967	W	24-0
at Chicago Bears	11/30/1969	W	28-24
Chicago Bears	10/15/1972	L	0-17
Chicago Bears	11/3/1980	W	27-21
at Chicago Bears	9/7/1986	L	31-41
Chicago Bears	10/23/1989	W	27-7
Chicago Bears	11/29/1992	W	27-14
at Chicago Bears	11/4/2001	L	21-27 OT
Chicago Bears	10/9/2005	W	20-10
at Chicago Bears	11/1/2009	L	6-30
Chicago Bears	12/15/2013	L	31-38
at Chicago Bears	12/24/2017	L	3-20
Chicago Bears	9/19/2021	W	26-6
Chicago Bears	12/17/2023	W	20-17
Regular Season Totals		11-7-0	.611
Home		9-2-0	.818
Away		2-5-0	.286

RESULTS VS. CINCINNATI BENGALS

Cincinnati Bengals	10/11/1970	W	30-27
at Cincinnati Bengals	11/15/1970	L	10-14
at Cincinnati Bengals	10/17/1971	W	27-24
Cincinnati Bengals	12/5/1971	W	31-27
Cincinnati Bengals	10/1/1972	W	27-6
at Cincinnati Bengals	12/9/1972	W	27-24
Cincinnati Bengals	10/7/1973	W	17-10
at Cincinnati Bengals	12/9/1973	L	17-34
at Cincinnati Bengals	9/15/1974	L	7-33
Cincinnati Bengals	10/13/1974	L	24-34
at Cincinnati Bengals	9/21/1975	L	17-24
Cincinnati Bengals	11/23/1975	W	35-23
Cincinnati Bengals	10/3/1976	L	24-45
at Cincinnati Bengals	10/31/1976	L	6-21
at Cincinnati Bengals	9/18/1977	W	13-3
Cincinnati Bengals	11/6/1977	L	7-10
Cincinnati Bengals	9/10/1978	W	13-10 OT
at Cincinnati Bengals	12/17/1978	L	16-48
Cincinnati Bengals	10/21/1979	W	28-27
at Cincinnati Bengals	12/16/1979	L	12-16
Cincinnati Bengals	11/23/1980	W	31-7
at Cincinnati Bengals	12/21/1980	W	27-24
at Cincinnati Bengals	9/20/1981	W	20-17
Cincinnati Bengals	11/29/1981	L	21-41
at Cincinnati Bengals	12/12/1982	L	10-23
Cincinnati Bengals	9/15/1983	W	17-7
at Cincinnati Bengals	10/23/1983	L	21-28
at Cincinnati Bengals	10/21/1984	L	9-12
Cincinnati Bengals	12/2/1984	L	17-20 OT
at Cincinnati Bengals	11/10/1985	L	10-27
Cincinnati Bengals	11/24/1985	W	24-6
Cincinnati Bengals	9/18/1986	L	13-30
at Cincinnati Bengals	12/14/1986	W	34-3
at Cincinnati Bengals	10/18/1987	W	34-0
Cincinnati Bengals	12/13/1987	W	38-24

at Cincinnati Bengals	9/25/1988	L	17-24
Cincinnati Bengals	10/30/1988	W	23-16
at Cincinnati Bengals	9/25/1989	L	14-21
Cincinnati Bengals	12/3/1989	L	0-21
Cincinnati Bengals	10/22/1990	L	13-34
at Cincinnati Bengals	12/30/1990	L	14-21
Cincinnati Bengals	9/15/1991	W	14-13
at Cincinnati Bengals	11/3/1991	L	21-23
at Cincinnati Bengals	11/1/1992	L	10-30
Cincinnati Bengals	12/6/1992	W	37-21
Cincinnati Bengals	9/5/1993	W	27-14
at Cincinnati Bengals	10/17/1993	W	28-17
at Cincinnati Bengals	9/4/1994	W	28-20
Cincinnati Bengals	10/23/1994	W	37-13
at Cincinnati Bengals	10/29/1995	W	29-26 OT
Cincinnati Bengals	12/17/1995	W	26-10
Cincinnati Bengals	10/10/1999	L	17-18
at Cincinnati Bengals	12/12/1999	L	28-44
at Cincinnati Bengals	9/10/2000	W	24-7
Cincinnati Bengals	10/29/2000	L	3-12
at Cincinnati Bengals	10/14/2001	L	14-24
Cincinnati Bengals	11/25/2001	W	18-0
Cincinnati Bengals	9/15/2002	W	20-7
at Cincinnati Bengals	11/17/2002	W	27-20
Cincinnati Bengals	9/28/2003	L	14-21
at Cincinnati Bengals	12/28/2003	W	22-14
Cincinnati Bengals	10/17/2004	W	34-17
at Cincinnati Bengals	11/28/2004	L	48-58
Cincinnati Bengals	9/11/2005	L	13-27
at Cincinnati Bengals	12/11/2005	L	20-23
at Cincinnati Bengals	9/17/2006	L	17-34
Cincinnati Bengals	11/26/2006	L	0-30
Cincinnati Bengals	9/16/2007	W	51-45
at Cincinnati Bengals	12/23/2007	L	14-19
at Cincinnati Bengals	9/28/2008	W	20-12
Cincinnati Bengals	12/21/2008	L	0-14
Cincinnati Bengals	10/4/2009	L	20-23 OT
at Cincinnati Bengals	11/29/2009	L	7-16
Cincinnati Bengals	10/3/2010	W	23-20
at Cincinnati Bengals	12/19/2010	L	17-19
Cincinnati Bengals	9/11/2011	L	17-27
at Cincinnati Bengals	11/27/2011	L	20-23
at Cincinnati Bengals	9/16/2012	L	27-34
Cincinnati Bengals	10/14/2012	W	34-24
Cincinnati Bengals	9/29/2013	W	17-6
at Cincinnati Bengals	11/17/2013	L	20-41
at Cincinnati Bengals	11/6/2014	W	24-3
Cincinnati Bengals	12/14/2014	L	0-30
at Cincinnati Bengals	11/5/2015	L	10-31
Cincinnati Bengals	12/6/2015	L	3-37
at Cincinnati Bengals	10/23/2016	L	17-31
Cincinnati Bengals	12/11/2016	L	10-23
Cincinnati Bengals	10/1/2017	L	7-31
at Cincinnati Bengals	11/26/2017	L	16-30
at Cincinnati Bengals	11/25/2018	W	35-20
Cincinnati Bengals	12/23/2018	W	26-18
Cincinnati Bengals	12/8/2019	W	27-19
at Cincinnati Bengals	12/29/2019	L	33-23
Cincinnati Bengals	9/17/2020	W	35-30
at Cincinnati Bengals	10/25/2020	W	37-34

at Cincinnati Bengals	11/7/2021	W	41-16
Cincinnati Bengals	1/9/2022	W	21-16
Cincinnati Bengals	10/31/2022	W	32-13
at Cincinnati Bengals	12/11/2022	L	10-23
Cincinnati Bengals	9/10/2023	W	24-3
at Cincinnati Bengals	1/7/2024	L	14-31
Regular Season Totals		48-53-0	.475
Home		30-20-0	.600
Away		18-33-0	.353

RESULTS VS. DALLAS COWBOYS

at Dallas Cowboys	10/16/1960	W	48-7
Dallas Cowboys	10/1/1961	W	25-7
at Dallas Cowboys	12/3/1961	W	38-17
Dallas Cowboys	10/7/1962	W	19-10
at Dallas Cowboys	12/2/1962	L	21-45
at Dallas Cowboys	9/22/1963	W	41-24
Dallas Cowboys	11/24/1963	W	27-17
Dallas Cowboys	10/4/1964	W	27-6
at Dallas Cowboys	10/18/1964	W	20-16
Dallas Cowboys	10/17/1965	W	23-17
at Dallas Cowboys	11/21/1965	W	24-17
Dallas Cowboys	10/23/1966	W	30-21
at Dallas Cowboys	11/24/1966	L	14-26
Dallas Cowboys	9/17/1967	L	14-21
^at Dallas Cowboys	12/24/1967	L	14-52
at Dallas Cowboys	9/22/1968	L	7-28
^Dallas Cowboys	12/21/1968	W	31-20
Dallas Cowboys	11/2/1969	W	42-10
^at Dallas Cowboys	12/28/1969	W	38-14
Dallas Cowboys	12/12/1970	L	2-6
at Dallas Cowboys	12/7/1974	L	17-41
Dallas Cowboys	9/24/1979	W	26-7
at Dallas Cowboys	11/25/1982	L	14-31
at Dallas Cowboys	9/22/1985	L	7-20
Dallas Cowboys	12/4/1988	W	24-21
Dallas Cowboys	9/1/1991	L	14-26
at Dallas Cowboys	12/10/1994	W	19-14
at Dallas Cowboys	9/19/2004	L	12-19
Dallas Cowboys	9/7/2008	L	10-28
at Dallas Cowboys	11/18/2012	L	20-23 OT
Dallas Cowboys	11/6/2016	L	10-35
at Dallas Cowboys	10/4/2020	W	49-38
Regular Season Totals		16-13-0	.551
Home		9-5-0	.643
Away		7-8-0	.466
Playoffs		2-1-0	.667

RESULTS VS. DENVER BRONCOS

at Denver Broncos	12/20/1970	W	27-13
Denver Broncos	10/24/1971	L	0-27
at Denver Broncos	10/29/1972	W	27-20
Denver Broncos	10/27/1974	W	23-21
at Denver Broncos	10/19/1975	L	15-16
at Denver Broncos	9/26/1976	L	13-44
Denver Broncos	11/12/1978	L	7-19
Denver Broncos	10/5/1980	L	16-19
at Denver Broncos	11/8/1981	L	20-23 OT
at Denver Broncos	12/4/1983	L	6-27

Denver Broncos	9/16/1984	L	14-24
^Denver Broncos	1/11/1987	L	20-23 OT
^at Denver Broncos	1/17/1988	L	33-38
at Denver Broncos	11/13/1988	L	7-30
Denver Broncos	10/1/1989	W	16-13
^at Denver Broncos	1/14/1990	L	21-37
at Denver Broncos	10/8/1990	W	30-29
Denver Broncos	12/8/1991	L	7-17
Denver Broncos	9/27/1992	L	0-12
Denver Broncos	11/7/1993	L	14-29
at Denver Broncos	10/30/1994	L	14-26
at Denver Broncos	10/15/2000	L	10-44
at Denver Broncos	12/14/2003	L	20-23 OT
Denver Broncos	10/22/2006	L	7-17
Denver Broncos	11/6/2008	L	30-34
at Denver Broncos	9/13/2009	L	6-27
at Denver Broncos	12/23/2012	L	12-34
Denver Broncos	10/18/2015	L	23-26 OT
at Denver Broncos	12/15/2018	W	17-16
at Denver Broncos	11/3/2019	L	19-24
Denver Broncos	10/21/2021	W	17-14
at Denver Broncos	11/26/2023	L	12-29
Regular Season Totals		7-22-0	.241
Home		3-10-0	.231
Away		4-12-0	.250
Playoffs		0-3-0	.000

RESULTS VS. DETROIT LIONS

at Detroit Lions	11/2/1952	L	6-17
^Detroit Lions	12/18/1952	L	7-17
^at Detroit Lions	12/17/1953	L	16-17
Detroit Lions	12/19/1954	L	10-14
^Detroit Lions	12/26/1954	W	56-10
at Detroit Lions	12/8/1957	L	7-20
^at Detroit Lions	12/29/1957	L	14-59
Detroit Lions	11/9/1958	L	10-30
at Detroit Lions	12/8/1963	L	10-38
Detroit Lions	11/15/1964	W	37-21
at Detroit Lions	9/24/1967	L	14-31
Detroit Lions	10/5/1969	L	21-28
Detroit Lions	10/18/1970	L	24-41
at Detroit Lions	11/9/1975	L	10-21
at Detroit Lions	9/11/1983	W	31-26
Detroit Lions	9/28/1986	W	24-21
at Detroit Lions	11/23/1989	L	10-13
at Detroit Lions	12/13/1992	L	14-24
at Detroit Lions	10/8/1995	L	20-38
Detroit Lions	9/23/2001	W	24-14
Detroit Lions	10/23/2005	L	10-13
at Detroit Lions	11/22/2009	L	37-38
Detroit Lions	10/13/2013	L	17-31
at Detroit Lions	11/12/2017	L	24-38
Detroit Lions	11/21/2021	W	13-10
Regular Season Totals		5-16-0	.238
Home		4-6-0	.400
Away		1-10-0	.091
Playoffs		1-3-0	.250

RESULTS VS. GREEN BAY PACKERS

at Green Bay Packers	9/27/1953	W	27-0
Green Bay Packers	10/23/1955	W	41-10
at Green Bay Packers	11/4/1956	W	24-7
Green Bay Packers	10/15/1961	L	17-49
at Green Bay Packers	11/22/1964	L	21-28
^at Green Bay Packers	1/2/1966	L	12-23
Green Bay Packers	9/18/1966	L	20-21
at Green Bay Packers	11/12/1967	L	7-55
Green Bay Packers	12/7/1969	W	20-7
Green Bay Packers	9/17/1972	L	10-26
Green Bay Packers	10/19/1980	W	26-21
at Green Bay Packers	11/6/1983	L	21-35
Green Bay Packers	10/19/1986	L	14-17
Green Bay Packers	10/18/1992	W	17-6
Green Bay Packers	11/19/1995	L	20-31
at Green Bay Packers	12/23/2001	L	7-30
at Green Bay Packers	9/18/2005	W	26-24
Green Bay Packers	10/25/2009	L	3-31
at Green Bay Packers	10/20/2013	L	13-31
Green Bay Packers	12/10/2017	L	21-27 OT
at Green Bay Packers	12/25/2021	L	22-24
Regular Season Totals		7-13-0	.350
Home		4-7-0	.363
Away		3-6-0	.333
Playoffs		0-1-0	.000

RESULTS VS. HOUSTON TEXANS

Houston Texans	10/20/2002	W	34-17
at Houston Texans	1/2/2005	W	22-14
at Houston Texans	10/30/2005	L	16-19
at Houston Texans	12/31/2006	L	6-14
Houston Texans	11/25/2007	W	27-17
Houston Texans	11/23/2008	L	6-16
at Houston Texans	11/6/2011	L	12-30
Houston Texans	11/16/2014	L	7-23
at Houston Texans	10/15/2017	L	17-33
at Houston Texans	12/2/2018	L	13-29
Houston Texans	11/15/2020	W	10-7
Houston Texans	9/19/2021	W	31-21
at Houston Texans	12/4/2022	W	27-14
at Houston Texans	12/24/2023	W	36-22
^at Houston Texans	1/13/2024	L	14-45
Regular Season Totals		7-7-0	.500
Home		4-2-0	.666
Away		3-5-0	.375
Playoffs		0-1-0	.000

RESULTS VS. INDIANAPOLIS COLTS

at Baltimore Colts	9/24/1950	W	31-0
Baltimore Colts	11/11/1956	L	7-21
at Baltimore Colts	11/1/1959	W	38-31
Baltimore Colts	10/14/1962	L	14-36
^Baltimore Colts	12/27/1964	W	27-0
at Baltimore Colts	10/20/1968	W	30-20
^Baltimore Colts	12/29/1968	L	0-34
at Baltimore Colts	9/26/1971	W	14-13
^Baltimore Colts	12/26/1971	L	3-20
Baltimore Colts	9/16/1973	W	24-14

at Baltimore Colts	11/2/1975	L	7-21
at Baltimore Colts	11/19/1978	W	45-24
Baltimore Colts	9/16/1979	W	13-10
at Baltimore Colts	11/9/1980	W	28-27
Baltimore Colts	10/25/1981	W	42-28
Baltimore Colts	11/27/1983	W	41-23
at Indianapolis Colts	11/2/1986	W	24-9
Indianapolis Colts	12/6/1987	L	7-9
^Indianapolis Colts	1/9/1988	W	38-21
Indianapolis Colts	9/19/1988	W	23-17
at Indianapolis Colts	12/10/1989	L	17-23 OT
at Indianapolis Colts	12/1/1991	W	31-0
at Indianapolis Colts	9/6/1992	L	3-14
at Indianapolis Colts	9/26/1993	L	10-23
at Indianapolis Colts	9/25/1994	W	21-14
Indianapolis Colts	12/26/1999	L	28-29
Indianapolis Colts	12/15/2002	L	23-28
Indianapolis Colts	9/7/2003	L	6-9
at Indianapolis Colts	9/25/2005	L	6-13
Indianapolis Colts	11/30/2008	L	6-10
at Indianapolis Colts	9/18/2011	W	27-19
at Indianapolis Colts	10/21/2012	L	13-17
Indianapolis Colts	12/7/2014	L	24-25
at Indianapolis Colts	9/24/2017	L	28-31
Indianapolis Colts	10/11/2020	W	32-23
at Indianapolis Colts	10/22/2023	W	39-38
Regular Season Totals		17-15-0	.531
Home		6-8-0	.428
Away		11-7-0	.611
Playoffs		2-2-0	.500

RESULTS VS. JACKSONVILLE JAGUARS

Jacksonville Jaguars	10/22/1995	L	15-23
at Jacksonville Jaguars	12/24/1995	L	21-24
at Jacksonville Jaguars	10/17/1999	L	7-24
Jacksonville Jaguars	12/19/1999	L	14-24
Jacksonville Jaguars	9/3/2000	L	7-27
at Jacksonville Jaguars	12/3/2000	L	0-48
at Jacksonville Jaguars	9/30/2001	W	23-14
Jacksonville Jaguars	12/16/2001	L	10-15
at Jacksonville Jaguars	12/8/2002	W	21-20
Jacksonville Jaguars	12/4/2005	L	14-20
at Jacksonville Jaguars	10/26/2008	W	23-17
Jacksonville Jaguars	1/3/2010	W	23-17
at Jacksonville Jaguars	11/21/2010	L	20-24
Jacksonville Jaguars	11/20/2011	W	20-14
Jacksonville Jaguars	12/1/2013	L	28-32
at Jacksonville Jaguars	10/19/2014	L	6-24
Jacksonville Jaguars	11/19/2017	L	7-19
at Jacksonville Jaguars	11/29/2020	W	27-25
Jacksonville Jaguars	12/10/2023	W	31-27
Regular Season Totals		7-12-0	.368
Home		3-7-0	.300
Away		4-5-0	.444

RESULTS VS. KANSAS CITY CHIEFS

at Kansas City Chiefs	11/14/1971	L	7-13
Kansas City Chiefs	10/8/1972	L	7-31
at Kansas City Chiefs	12/2/1973	T	20-20

Kansas City Chiefs	12/14/1975	W	40-14
at Kansas City Chiefs	12/12/1976	L	14-39
Kansas City Chiefs	10/30/1977	W	44-7
at Kansas City Chiefs	10/22/1978	L	3-17
at Kansas City Chiefs	9/9/1979	W	27-24
Kansas City Chiefs	9/21/1980	W	20-13
at Kansas City Chiefs	9/30/1984	L	6-10
Kansas City Chiefs	10/12/1986	W	20-7
at Kansas City Chiefs	9/4/1988	W	6-3
Kansas City Chiefs	11/19/1989	T	10-10 OT
at Kansas City Chiefs	9/30/1990	L	0-34
Kansas City Chiefs	11/24/1991	W	20-15
at Kansas City Chiefs	11/20/1994	L	13-20
Kansas City Chiefs	9/24/1995	W	35-17
Kansas City Chiefs	9/8/2002	L	39-40
at Kansas City Chiefs	11/9/2003	L	20-41
Kansas City Chiefs	12/3/2006	W	31-28 OT
at Kansas City Chiefs	12/20/2009	W	41-34
Kansas City Chiefs	9/19/2010	L	14-16
Kansas City Chiefs	12/9/2012	W	30-7
at Kansas City Chiefs	10/27/2013	L	17-23
at Kansas City Chiefs	12/27/2015	L	13-17
Kansas City Chiefs	11/4/2018	L	21-37
^at Kansas City Chiefs	1/17/2021	L	17-22
at Kansas City Chiefs	9/12/2021	L	29-33
Regular Season Totals		11-14-2	.444
Home		8-4-1	.653
Away		3-10-1	.250
Playoffs		0-1-0	.000

RESULTS VS. LAS VEGAS RAIDERS

at Oakland Raiders	11/8/1970	L	20-23
Oakland Raiders	10/4/1971	L	20-34
at Oakland Raiders	11/18/1973	W	7-3
Oakland Raiders	10/6/1974	L	24-40
at Oakland Raiders	11/16/1975	L	17-38
Oakland Raiders	10/9/1977	L	10-26
at Oakland Raiders	12/9/1979	L	14-19
^Oakland Raiders	1/4/1981	L	12-14
^at Los Angeles Raiders	1/8/1983	L	10-27
Los Angeles Raiders	10/20/1985	L	20-21
at Los Angeles Raiders	11/16/1986	L	14-27
at Los Angeles Raiders	12/20/1987	W	24-17
at Los Angeles Raiders	9/20/1992	W	28-16
at Los Angeles Raiders	9/19/1993	W	19-16
at Oakland Raiders	9/24/2000	L	10-36
Oakland Raiders	10/12/2003	W	13-7
at Oakland Raiders	12/18/2005	W	9-7
at Oakland Raiders	10/1/2006	W	24-21
at Oakland Raiders	9/23/2007	L	24-26
Oakland Raiders	12/27/2009	W	23-9
at Oakland Raiders	10/16/2011	L	17-24
at Oakland Raiders	12/2/2012	W	20-17
Oakland Raiders	10/26/2014	W	23-13
Oakland Raiders	9/27/2015	L	20-27
at Oakland Raiders	9/30/2018	L	42-45 OT
Las Vegas Raiders	11/1/2020	L	6-16
Las Vegas Raiders	12/20/2021	L	14-16
Regular Season Totals		10-15-0	.400
Home		3-7-0	.300

Away	7-8-0	.467
Playoffs	0-2-0	.000

RESULTS VS. LOS ANGELES CHARGERS

San Diego Chargers	11/1/1970	L	10-27
at San Diego Chargers	11/13/1972	W	21-17
San Diego Chargers	10/28/1973	T	16-16
at San Diego Chargers	11/3/1974	L	35-36
San Diego Chargers	10/24/1976	W	21-17
at San Diego Chargers	12/4/1977	L	14-37
San Diego Chargers	9/7/1981	L	14-44
San Diego Chargers	12/5/1982	L	13-30
at San Diego Chargers	9/25/1983	W	30-24 OT
at San Diego Chargers	9/29/1985	W	21-7
San Diego Chargers	12/21/1986	W	47-17
at San Diego Chargers	11/1/1987	L	24-27 OT
San Diego Chargers	9/23/1990	L	14-24
at San Diego Chargers	10/20/1991	W	30-24 OT
San Diego Chargers	11/15/1992	L	13-14
at San Diego Chargers	12/3/1995	L	13-31
at San Diego Chargers	12/5/1999	L	10-23
San Diego Chargers	10/7/2001	W	20-16
San Diego Chargers	10/19/2003	L	20-26
San Diego Chargers	12/19/2004	L	0-21
at San Diego Chargers	11/5/2006	L	25-32
San Diego Chargers	12/6/2009	L	23-30
San Diego Chargers	10/28/2012	W	7-6
at San Diego Chargers	10/4/2015	L	27-30
San Diego Chargers	12/24/2016	W	20-17
at Los Angeles Chargers	12/3/2017	L	10-19
Los Angeles Chargers	10/14/2018	L	14-38
at Los Angeles Chargers	10/10/2021	L	42-47
Los Angeles Chargers	10/9/2022	L	30-28
Regular Season Totals	9-19-1	.328	
Home	5-10-1	.344	
Away	4-9-0	.307	

RESULTS VS. LOS ANGELES RAMS

^Los Angeles Rams	12/24/1950	W	30-28
at Los Angeles Rams	10/7/1951	W	38-23
^at Los Angeles Rams	12/23/1951	L	17-24
Los Angeles Rams	9/28/1952	W	37-7
^at Los Angeles Rams	12/26/1955	W	38-14
Los Angeles Rams	11/24/1957	W	45-31
at Los Angeles Rams	9/28/1958	W	30-27
Los Angeles Rams	9/29/1963	W	20-6
at Los Angeles Rams	12/12/1965	L	7-42
Los Angeles Rams	9/29/1968	L	6-24
at Los Angeles Rams	12/16/1973	L	17-30
Los Angeles Rams	11/27/1977	L	0-9
Los Angeles Rams	11/26/1978	W	30-19
at Los Angeles Rams	10/4/1981	L	16-27
at Los Angeles Rams	9/9/1984	L	17-20
Los Angeles Rams	10/26/1987	W	30-17
Los Angeles Rams	12/2/1990	L	23-38
at Los Angeles Rams	12/26/1993	W	42-14
at St. Louis Rams	10/24/1999	L	3-34
St. Louis Rams	12/8/2003	L	20-26
at St. Louis Rams	10/28/2007	W	27-20

St. Louis Rams	11/13/2011	L	12-13
at St. Louis Rams	10/25/2015	L	6-24
Los Angeles Rams	9/22/2019	L	20-13
at Los Angeles Rams	12/3/2023	L	19-36
Regular Season Totals		9-13-0	.409
Home		5-6-0	.455
Away		4-7-0	.364
Playoffs		2-1-0	.667

RESULTS VS. MIAMI DOLPHINS

at Miami Dolphins	10/25/1970	W	28-0
^at Miami Dolphins	12/24/1972	L	14-20
Miami Dolphins	10/15/1973	L	9-17
Miami Dolphins	11/28/1976	W	17-13
Miami Dolphins	11/18/1979	W	30-24 OT
^at Miami Dolphins	1/4/1986	L	21-24
Miami Dolphins	11/10/1986	W	26-16
at Miami Dolphins	12/12/1988	L	31-38
at Miami Dolphins	10/8/1989	L	10-13 OT
Miami Dolphins	11/25/1990	L	13-30
Miami Dolphins	9/14/1992	L	23-27
Miami Dolphins	10/10/1993	L	14-24
at Miami Dolphins	12/26/2004	L	7-10
Miami Dolphins	11/20/2005	W	22-0
Miami Dolphins	10/14/2007	W	41-31
at Miami Dolphins	12/5/2010	W	13-10
Miami Dolphins	9/25/2011	W	17-16
Miami Dolphins	9/8/2013	L	10-23
at Miami Dolphins	9/25/2016	L	24-30OT
Miami Dolphins	11/24/2019	W	41-24
at Miami Dolphins	11/13/2022	L	17-39
Regular Season Totals		9-10-0	.474
Home		7-5-0	.583
Away		2-5-0	.286
Playoffs		0-2-0	.000

RESULTS VS. MINNESOTA VIKINGS

Minnesota Vikings	10/31/1965	L	17-27
Minnesota Vikings	11/19/1967	W	14-10
at Minnesota Vikings	11/9/1969	L	3-51
^at Minnesota Vikings	1/4/1970	L	7-27
at Minnesota Vikings	11/4/1973	L	3-26
Minnesota Vikings	9/28/1975	L	10-42
at Minnesota Vikings	12/14/1980	L	23-28
Minnesota Vikings	9/4/1983	L	21-27
at Minnesota Vikings	10/26/1986	W	23-20
Minnesota Vikings	12/17/1989	W	23-17 OT
at Minnesota Vikings	11/22/1992	L	13-17
at Minnesota Vikings	12/9/1995	L	11-27
at Minnesota Vikings	11/27/2005	L	12-24
Minnesota Vikings	9/13/2009	L	20-34
at Minnesota Vikings	9/22/2013	W	31-27
Minnesota Vikings (in London)	10/29/2017	L	16-33
at Minnesota Vikings	10/3/2021	W	14-7
Regular Season Totals		5-11-0	.312
Home		2-5-0	.286
Away		3-6-0	.333
Playoffs		0-1-0	.000

RESULTS VS. NEW ENGLAND PATRIOTS

New England Patriots	11/21/1971	W	27-7
at New England Patriots	11/10/1974	W	21-14
New England Patriots	9/26/1977	W	30-27 OT
at New England Patriots	9/7/1980	L	17-34
New England Patriots	11/21/1982	W	10-7
at New England Patriots	11/20/1983	W	30-0
New England Patriots	10/7/1984	L	16-17
New England Patriots	10/6/1985	W	24-20
at New England Patriots	10/4/1987	W	20-10
at New England Patriots	9/8/1991	W	20-0
at New England Patriots	10/25/1992	W	19-17
New England Patriots	12/19/1993	L	17-20
New England Patriots	11/6/1994	W	13-6
^New England Patriots	1/1/1995	W	20-13
at New England Patriots	9/3/1995	L	14-17
New England Patriots	10/3/1999	L	7-19
New England Patriots	11/12/2000	W	19-11
at New England Patriots	12/9/2001	L	16-27
at New England Patriots	10/26/2003	L	3-9
New England Patriots	12/5/2004	L	15-42
at New England Patriots	10/7/2007	L	17-34
New England Patriots	11/7/2010	W	34-14
at New England Patriots	12/8/2013	L	26-27
New England Patriots	10/9/2016	L	13-33
at New England Patriots	10/27/2019	L	13-27
at New England Patriots	11/14/2021	L	45-7
New England Patriots	10/16/2022	L	15-38
Regular Season Totals		12-14-0	.462
Home		7-6-0	.538
Away		5-8-0	.384
Playoffs		1-0-0	1.000

RESULTS VS. NEW ORLEANS SAINTS

at New Orleans Saints	10/1/1967	W	42-7
at New Orleans Saints	9/15/1968	W	24-10
New Orleans Saints	11/10/1968	W	35-17
at New Orleans Saints	10/12/1969	W	27-17
at New Orleans Saints	12/12/1971	W	21-17
New Orleans Saints	11/30/1975	W	17-16
at New Orleans Saints	10/8/1978	W	24-16
New Orleans Saints	10/18/1981	W	20-17
New Orleans Saints	10/28/1984	L	14-16
at New Orleans Saints	9/13/1987	L	21-28
at New Orleans Saints	10/14/1990	L	20-25
New Orleans Saints	12/5/1993	W	17-13
at New Orleans Saints	10/31/1999	W	21-16
at New Orleans Saints	11/24/2002	W	24-15
New Orleans Saints	9/10/2006	L	14-19
at New Orleans Saints	10/24/2010	W	30-17
New Orleans Saints	9/14/2014	W	26-24
at New Orleans Saints	9/16/2018	L	18-21
New Orleans Saints	12/24/2022	L	10-17
Regular Season Totals		13-6-0	.684
Home		5-3-0	.625
Away		8-3-0	.727

RESULTS VS. NEW YORK GIANTS

New York Giants	10/1/1950	L	0-6
at New York Giants	10/22/1950	L	13-17
^New York Giants	12/17/1950	W	8-3
New York Giants	10/27/1951	W	14-13
at New York Giants	11/18/1951	W	10-0
New York Giants	10/12/1952	L	9-17
at New York Giants	12/14/1952	L	34-37
at New York Giants	10/25/1953	W	7-0
New York Giants	12/6/1953	W	62-14
New York Giants	10/31/1954	W	24-14
at New York Giants	11/28/1954	W	16-7
New York Giants	11/6/1955	W	24-14
at New York Giants	11/27/1955	T	35-35
New York Giants	10/14/1956	L	9-21
at New York Giants	12/9/1956	W	24-7
New York Giants	9/29/1957	W	6-3
at New York Giants	12/15/1957	W	34-28
New York Giants	11/2/1958	L	17-21
at New York Giants	12/14/1958	L	10-13
^at New York Giants	12/21/1958	L	0-10
New York Giants	10/11/1959	L	6-10
at New York Giants	12/6/1959	L	7-48
New York Giants	11/6/1960	L	13-17
at New York Giants	12/15/1960	W	48-34
New York Giants	11/26/1961	L	21-37
at New York Giants	12/17/1961	T	7-7
New York Giants	9/16/1962	W	17-7
at New York Giants	12/9/1962	L	13-17
at New York Giants	10/13/1963	W	35-24
New York Giants	10/27/1963	L	6-33
New York Giants	10/25/1964	W	42-20
at New York Giants	12/12/1964	W	52-20
at New York Giants	10/24/1965	W	38-14
New York Giants	11/14/1965	W	34-21
at New York Giants	10/2/1966	W	28-7
New York Giants	12/4/1966	W	49-40
at New York Giants	10/29/1967	L	34-38
New York Giants	12/3/1967	W	24-14
New York Giants	12/1/1968	W	45-10
New York Giants	11/23/1969	W	28-17
at New York Giants	12/21/1969	L	14-27
New York Giants	9/30/1973	W	12-10
at New York Giants	11/20/1977	W	21-7
at New York Giants	12/1/1985	W	35-33
at New York Giants	9/22/1991	L	10-13
New York Giants	12/4/1994	L	13-16
New York Giants	11/5/2000	L	3-24
at New York Giants	9/26/2004	L	10-27
New York Giants	10/13/2008	W	35-14
at New York Giants	10/7/2012	L	27-41
New York Giants	11/27/2016	L	13-27
at New York Giants	12/20/2020	W	20-6
Regular Season Totals		27-21-2	.560
Home		14-11-0	.560
Away		13-10-2	.560
Playoffs		1-1-0	.500

COMMUNITY STAFF PLAYERS 2023 SEASON HISTORY RECORDS GAME DAY

RESULTS VS. NEW YORK JETS

New York Jets	9/21/1970	W	31-21
at New York Jets	12/17/1972	W	26-10
New York Jets	9/12/1976	W	38-17
New York Jets	12/10/1978	W	37-34 OT
at New York Jets	9/2/1979	W	25-22 OT
New York Jets	12/7/1980	W	17-14
New York Jets	12/12/1981	L	13-14
New York Jets	10/9/1983	W	10-7
New York Jets	10/14/1984	L	20-24
at New York Jets	12/22/1985	L	10-37
*New York Jets	1/11/1987	W	23-20 2OT
New York Jets	9/11/1988	L	3-23
New York Jets	9/17/1989	W	38-24
at New York Jets	9/16/1990	L	21-24
New York Jets	10/6/1991	L	14-17
New York Jets	10/2/1994	W	27-7
at New York Jets	10/27/2002	W	24-21
New York Jets	11/21/2004	L	7-10
New York Jets	10/29/2006	W	20-13
at New York Jets	12/9/2007	W	24-18
New York Jets	11/14/2010	L	20-26OT
at New York Jets	12/22/2013	L	13-24
at New York Jets	9/13/2015	L	10-31
New York Jets	10/30/2016	L	28-31
New York Jets	10/8/2017	L	14-17
New York Jets	9/20/2018	W	21-17
at New York Jets	9/16/2019	W	23-3
at New York Jets	12/27/2020	L	16-23
New York Jets	9/18/2022	L	30-31
New York Jets	12/28/2023	W	37-20
Regular Season Totals		15-14-0	.517
Home		10-9-0	.526
Away		5-5-0	.500
Playoffs		1-0-0	1.000

RESULTS VS. PHILADELPHIA EAGLES

at Philadelphia Eagles	9/16/1950	W	35-10
Philadelphia Eagles	12/3/1950	W	13-7
Philadelphia Eagles	11/11/1951	W	20-17
at Philadelphia Eagles	12/16/1951	W	24-9
at Philadelphia Eagles	10/19/1952	W	49-7
Philadelphia Eagles	11/23/1952	L	20-28
Philadelphia Eagles	10/10/1953	W	37-13
at Philadelphia Eagles	12/13/1953	L	27-42
at Philadelphia Eagles	9/26/1954	L	10-28
Philadelphia Eagles	11/21/1954	W	6-0
Philadelphia Eagles	10/9/1955	W	21-17
at Philadelphia Eagles	11/13/1955	L	17-33
at Philadelphia Eagles	11/18/1956	W	16-0
Philadelphia Eagles	12/2/1956	W	17-14
Philadelphia Eagles	10/13/1957	W	24-7
at Philadelphia Eagles	10/20/1957	L	7-17
Philadelphia Eagles	11/23/1958	W	28-14
at Philadelphia Eagles	12/7/1958	W	21-14
Philadelphia Eagles	11/8/1959	W	28-7
at Philadelphia Eagles	12/13/1959	W	28-21
at Philadelphia Eagles	9/25/1960	W	41-24
Philadelphia Eagles	10/23/1960	L	29-31

at Philadelphia Eagles	9/17/1961	L	20-27
Philadelphia Eagles	11/19/1961	W	45-24
at Philadelphia Eagles	9/30/1962	L	7-35
Philadelphia Eagles	11/4/1962	T	14-14
Philadelphia Eagles	10/20/1963	W	37-7
at Philadelphia Eagles	11/3/1963	W	23-17
at Philadelphia Eagles	9/27/1964	W	28-20
Philadelphia Eagles	11/29/1964	W	38-24
at Philadelphia Eagles	10/3/1965	W	35-17
Philadelphia Eagles	11/7/1965	W	38-34
Philadelphia Eagles	11/13/1966	W	27-7
at Philadelphia Eagles	12/11/1966	L	21-33
at Philadelphia Eagles	12/17/1967	L	24-28
Philadelphia Eagles	11/24/1968	W	47-13
at Philadelphia Eagles	9/21/1969	W	27-20
at Philadelphia Eagles	9/24/1972	W	27-17
Philadelphia Eagles	11/14/1976	W	24-3
at Philadelphia Eagles	11/4/1979	W	24-19
Philadelphia Eagles	9/19/1982	L	21-24
Philadelphia Eagles	10/16/1988	W	19-3
Philadelphia Eagles	11/10/1991	L	30-32
at Philadelphia Eagles	11/13/1994	W	26-7
Philadelphia Eagles	12/10/2000	L	24-35
Philadelphia Eagles	10/24/2004	L	31-34 OT
at Philadelphia Eagles	12/15/2008	L	10-30
Philadelphia Eagles	9/9/2012	L	16-17
at Philadelphia Eagles	9/11/2016	L	10-29
Philadelphia Eagles	11/22/2020	W	22-17
Regular Season Totals		32-17-1	.650
Home		18-7-1	.711
Away		14-10-0	.583

RESULTS VS. PITTSBURGH STEELERS

at Pittsburgh Steelers	10/7/1950	W	30-17
Pittsburgh Steelers	10/29/1950	W	45-7
Pittsburgh Steelers	10/21/1951	W	17-0
at Pittsburgh Steelers	12/9/1951	W	28-0
at Pittsburgh Steelers	10/4/1952	W	21-20
Pittsburgh Steelers	11/16/1952	W	29-28
Pittsburgh Steelers	11/8/1953	W	34-16
at Pittsburgh Steelers	11/22/1953	W	20-16
at Pittsburgh Steelers	10/17/1954	L	27-55
Pittsburgh Steelers	12/12/1954	W	42-7
Pittsburgh Steelers	11/20/1955	W	41-14
at Pittsburgh Steelers	12/4/1955	W	30-7
at Pittsburgh Steelers	10/6/1956	W	14-10
Pittsburgh Steelers	11/28/1956	L	16-24
at Pittsburgh Steelers	10/5/1957	W	23-12
Pittsburgh Steelers	11/10/1957	W	24-0
at Pittsburgh Steelers	10/5/1958	W	45-12
Pittsburgh Steelers	10/19/1958	W	27-10
at Pittsburgh Steelers	9/26/1959	L	7-17
Pittsburgh Steelers	11/22/1959	L	20-21
Pittsburgh Steelers	10/2/1960	W	28-20
at Pittsburgh Steelers	11/20/1960	L	10-14
at Pittsburgh Steelers	10/22/1961	W	30-28
Pittsburgh Steelers	11/5/1961	L	13-17
at Pittsburgh Steelers	10/28/1962	W	41-14
Pittsburgh Steelers	11/25/1962	W	35-14

Pittsburgh Steelers	10/5/1963	W	35-23
at Pittsburgh Steelers	11/10/1963	L	7-9
Pittsburgh Steelers	10/10/1964	L	7-23
at Pittsburgh Steelers	11/1/1964	W	30-17
Pittsburgh Steelers	10/9/1965	W	24-19
at Pittsburgh Steelers	11/28/1965	W	42-21
Pittsburgh Steelers	10/8/1966	W	41-10
at Pittsburgh Steelers	11/6/1966	L	6-16
Pittsburgh Steelers	10/7/1967	W	21-10
at Pittsburgh Steelers	11/5/1967	W	34-14
Pittsburgh Steelers	10/5/1968	W	31-24
at Pittsburgh Steelers	11/17/1968	W	45-24
Pittsburgh Steelers	10/18/1969	W	42-31
at Pittsburgh Steelers	11/16/1969	W	24-3
Pittsburgh Steelers	10/3/1970	W	15-7
at Pittsburgh Steelers	11/29/1970	L	9-28
Pittsburgh Steelers	10/10/1971	W	27-17
at Pittsburgh Steelers	11/7/1971	L	9-26
Pittsburgh Steelers	11/19/1972	W	26-24
at Pittsburgh Steelers	12/3/1972	L	0-30
at Pittsburgh Steelers	9/23/1973	L	6-33
Pittsburgh Steelers	11/25/1973	W	21-16
at Pittsburgh Steelers	10/20/1974	L	16-20
Pittsburgh Steelers	11/17/1974	L	16-26
Pittsburgh Steelers	10/5/1975	L	6-42
at Pittsburgh Steelers	12/7/1975	L	17-31
at Pittsburgh Steelers	9/19/1976	L	14-31
Pittsburgh Steelers	10/10/1976	W	18-16
Pittsburgh Steelers	10/2/1977	L	14-28
at Pittsburgh Steelers	11/13/1977	L	31-35
at Pittsburgh Steelers	9/24/1978	L	9-15 OT
Pittsburgh Steelers	10/15/1978	L	14-34
Pittsburgh Steelers	10/7/1979	L	35-51
at Pittsburgh Steelers	11/25/1979	L	30-33 OT
Pittsburgh Steelers	10/26/1980	W	27-26
at Pittsburgh Steelers	11/16/1980	L	13-16
at Pittsburgh Steelers	10/11/1981	L	7-13
Pittsburgh Steelers	11/22/1981	L	10-32
Pittsburgh Steelers	12/19/1982	W	10-9
at Pittsburgh Steelers	1/2/1983	L	21-37
at Pittsburgh Steelers	10/16/1983	L	17-44
Pittsburgh Steelers	12/18/1983	W	30-17
Pittsburgh Steelers	9/23/1984	W	20-10
at Pittsburgh Steelers	12/9/1984	L	20-23
Pittsburgh Steelers	9/16/1985	W	17-7
at Pittsburgh Steelers	11/3/1985	L	9-10
at Pittsburgh Steelers	10/5/1986	W	27-24
Pittsburgh Steelers	11/23/1986	W	37-31 OT
Pittsburgh Steelers	9/20/1987	W	34-10
at Pittsburgh Steelers	12/26/1987	W	19-13
at Pittsburgh Steelers	10/2/1988	W	23-9
Pittsburgh Steelers	11/20/1988	W	27-7
at Pittsburgh Steelers	9/10/1989	W	51-0
Pittsburgh Steelers	10/15/1989	L	7-17
Pittsburgh Steelers	9/9/1990	W	13-3
at Pittsburgh Steelers	12/23/1990	L	0-35
Pittsburgh Steelers	10/27/1991	W	17-14
at Pittsburgh Steelers	12/22/1991	L	10-17
Pittsburgh Steelers	10/11/1992	W	17-9
at Pittsburgh Steelers	12/27/1992	L	13-23

Pittsburgh Steelers	10/24/1993	W	28-23
at Pittsburgh Steelers	1/2/1994	L	9-16
Pittsburgh Steelers	9/11/1994	L	10-17
at Pittsburgh Steelers	12/18/1994	L	7-17
^at Pittsburgh Steelers	1/7/1995	L	9-29
at Pittsburgh Steelers	11/13/1995	L	3-20
Pittsburgh Steelers	11/26/1995	L	17-20
Pittsburgh Steelers	9/12/1999	L	0-43
at Pittsburgh Steelers	11/14/1999	W	16-15
Pittsburgh Steelers	9/17/2000	W	23-20
at Pittsburgh Steelers	10/22/2000	L	0-22
Pittsburgh Steelers	11/11/2001	L	12-15 OT
at Pittsburgh Steelers	1/6/2002	L	7-28
at Pittsburgh Steelers	9/29/2002	L	13-16 OT
Pittsburgh Steelers	11/3/2002	L	20-23
^at Pittsburgh Steelers	1/5/2003	L	33-36
at Pittsburgh Steelers	10/5/2003	W	33-13
Pittsburgh Steelers	11/23/2003	L	6-13
at Pittsburgh Steelers	10/10/2004	L	23-34
Pittsburgh Steelers	11/14/2004	L	10-24
at Pittsburgh Steelers	11/13/2005	L	21-34
Pittsburgh Steelers	12/24/2005	L	0-41
Pittsburgh Steelers	11/19/2006	L	20-24
at Pittsburgh Steelers	12/7/2006	L	7-27
Pittsburgh Steelers	9/9/2007	L	7-34
at Pittsburgh Steelers	11/11/2007	L	28-31
Pittsburgh Steelers	9/14/2008	L	6-10
at Pittsburgh Steelers	12/28/2008	L	0-31
at Pittsburgh Steelers	10/18/2009	L	14-27
Pittsburgh Steelers	12/10/2009	W	13-6
at Pittsburgh Steelers	10/17/2010	L	10-28
Pittsburgh Steelers	1/2/2011	L	9-41
at Pittsburgh Steelers	12/8/2011	L	3-14
Pittsburgh Steelers	1/1/2012	L	9-13
Pittsburgh Steelers	11/25/2012	W	20-14
at Pittsburgh Steelers	12/30/2012	L	10-24
Pittsburgh Steelers	11/24/2013	L	11-27
at Pittsburgh Steelers	12/29/2013	L	7-20
at Pittsburgh Steelers	9/7/2014	L	27-30
Pittsburgh Steelers	10/12/2014	W	31-10
at Pittsburgh Steelers	11/15/2015	L	9-30
Pittsburgh Steelers	1/3/2016	L	12-28
Pittsburgh Steelers	11/20/2016	L	9-24
at Pittsburgh Steelers	1/1/2017	L	24-27OT
Pittsburgh Steelers	9/10/2017	L	18-21
at Pittsburgh Steelers	12/31/2017	L	24-28
Pittsburgh Steelers	9/9/2018	T	21-21 OT
at Pittsburgh Steelers	10/28/2018	L	18-33
Pittsburgh Steelers	11/14/2019	W	21-7
at Pittsburgh Steelers	12/1/2019	L	13-20
at Pittsburgh Steelers	10/18/2020	L	7-38
Pittsburgh Steelers	1/3/2021	W	24-22
^at Pittsburgh Steelers	1/10/2021	W	48-37
Pittsburgh Steelers	10/31/2021	L	10-15
at Pittsburgh Steelers	1/3/2022	L	14-26
Pittsburgh Steelers	9/22/2022	W	29-17
at Pittsburgh Steelers	1/8/2023	L	14-28
at Pittsburgh Steelers	9/18/2023	L	22-26
Pittsburgh Steelers	11/19/2023	W	13-10
Regular Season Totals		62-79-1	.440

Home	41-29-1	.585
Away	21-50-0	.296
Playoffs	1-2-0	.333

RESULTS VS. SAN FRANCISCO 49ERS

San Francisco 49ers	11/12/1950	W	34-14
at San Francisco 49ers	9/30/1951	L	10-24
San Francisco 49ers	11/15/1953	W	23-21
at San Francisco 49ers	10/2/1955	W	38-3
San Francisco 49ers	11/29/1959	L	20-21
at San Francisco 49ers	12/15/1962	W	13-10
at San Francisco 49ers	11/3/1968	W	33-21
at San Francisco 49ers	9/27/1970	L	31-34
San Francisco 49ers	12/1/1974	W	7-0
San Francisco 49ers	9/3/1978	W	24-7
at San Francisco 49ers	11/15/1981	W	15-12
San Francisco 49ers	11/11/1984	L	7-41
at San Francisco 49ers	11/29/1987	L	24-38
at San Francisco 49ers	10/28/1990	L	17-20
San Francisco 49ers	9/13/1993	W	23-13
at San Francisco 49ers	9/21/2003	W	13-12
San Francisco 49ers	12/30/2007	W	20-7
at San Francisco 49ers	10/30/2011	L	10-20
San Francisco 49ers	12/13/2015	W	24-10
at San Francisco 49ers	10/7/2019	L	3-31
San Francisco 49ers	10/15/2023	W	19-17
Regular Season Totals	13-8-0	.619	
Home	8-2-0	.800	
Away	5-6-0	.454	

RESULTS VS. SEATTLE SEAHAWKS

at Seattle Seahawks	12/18/1977	L	19-20
at Seattle Seahawks	12/3/1978	L	24-47
Seattle Seahawks	11/11/1979	L	24-29
at Seattle Seahawks	10/12/1980	W	27-3
at Seattle Seahawks	12/20/1981	L	21-42
at Seattle Seahawks	9/12/1982	W	21-7
Seattle Seahawks	10/2/1983	L	9-24
at Seattle Seahawks	9/3/1984	L	0-33
at Seattle Seahawks	12/8/1985	L	13-31
Seattle Seahawks	10/9/1988	L	10-16
at Seattle Seahawks	11/12/1989	W	17-7
at Seattle Seahawks	11/14/1993	L	5-22
Seattle Seahawks	12/24/1994	W	35-9
Seattle Seahawks	9/9/2001	L	6-9
at Seattle Seahawks	11/30/2003	L	7-34
Seattle Seahawks	11/4/2007	W	33-30 OT
Seattle Seahawks	10/23/2011	W	6-3
at Seattle Seahawks	12/20/2015	L	13-30
Seattle Seahawks	10/13/2019	L	28-32
at Seattle Seahawks	10/29/2023	L	20-24
Regular Season Totals	6-14-0	.300	
Home	3-5-0	.375	
Away	3-9-0	.250	

RESULTS VS. TAMPA BAY BUCCANEERS

at Tampa Bay Buccaneers	11/21/1976	W	24-7
at Tampa Bay Buccaneers	9/28/1980	W	34-27
Tampa Bay Buccaneers	11/13/1983	W	20-0
at Tampa Bay Buccaneers	11/5/1989	W	42-31

Tampa Bay Buccaneers	9/10/1995	W	22-6
at Tampa Bay Buccaneers	10/13/2002	L	3-17
Tampa Bay Buccaneers	12/24/2006	L	7-22
at Tampa Bay Buccaneers	9/12/2010	L	14-17
Tampa Bay Buccaneers	11/2/2014	W	22-17
at Tampa Bay Buccaneers	10/21/2018	L	23-26 OT
Tampa Bay Buccaneers	11/27/2022	W	23-17 OT
Regular Season Totals	7-4-0	.636	
Home	4-1-0	.800	
Away	3-3-0	.500	

RESULTS VS. TENNESSEE TITANS

Houston Oilers	11/22/1970	W	28-14
at Houston Oilers	12/7/1970	W	21-10
Houston Oilers	9/19/1971	W	31-0
at Houston Oilers	11/28/1971	W	37-24
at Houston Oilers	10/22/1972	W	23-17
Houston Oilers	11/5/1972	W	20-0
Houston Oilers	10/21/1973	W	42-13
at Houston Oilers	11/11/1973	W	23-13
Houston Oilers	9/22/1974	W	20-7
at Houston Oilers	12/15/1974	L	24-28
Houston Oilers	10/12/1975	L	10-40
at Houston Oilers	12/21/1975	L	10-21
at Houston Oilers	11/7/1976	W	21-7
Houston Oilers	12/5/1976	W	13-10
at Houston Oilers	10/16/1977	W	24-23
Houston Oilers	12/11/1977	L	15-19
Houston Oilers	10/1/1978	L	13-16
at Houston Oilers	11/5/1978	L	10-14
at Houston Oilers	9/30/1979	L	10-31
Houston Oilers	12/2/1979	W	14-7
Houston Oilers	9/15/1980	L	7-16
at Houston Oilers	11/30/1980	W	17-14
Houston Oilers	9/13/1981	L	3-9
at Houston Oilers	12/3/1981	L	13-17
at Houston Oilers	12/26/1982	W	20-14
Houston Oilers	10/30/1983	W	25-19 OT
at Houston Oilers	12/11/1983	L	27-34
Houston Oilers	11/25/1984	W	27-10
at Houston Oilers	12/16/1984	W	27-20
at Houston Oilers	10/13/1985	W	21-6
Houston Oilers	12/15/1985	W	28-21
at Houston Oilers	9/14/1986	W	23-20
Houston Oilers	11/30/1986	W	13-10 OT
Houston Oilers	10/11/1987	L	10-15
at Houston Oilers	11/22/1987	W	40-7
at Houston Oilers	11/7/1988	L	17-24
Houston Oilers	12/18/1988	W	28-23
^Houston Oilers	12/24/1988	L	23-24
Houston Oilers	10/29/1989	W	28-17
at Houston Oilers	12/23/1989	W	24-20
Houston Oilers	11/18/1990	L	23-35
at Houston Oilers	12/9/1990	L	14-58
at Houston Oilers	11/17/1991	L	24-28
Houston Oilers	12/15/1991	L	14-17
at Houston Oilers	11/8/1992	W	24-14
Houston Oilers	12/20/1992	L	14-17
Houston Oilers	11/21/1993	L	20-27

at Houston Oilers	12/12/1993	L	17-19
at Houston Oilers	10/13/1994	W	11-8
Houston Oilers	11/27/1994	W	34-10
at Houston Oilers	9/17/1995	W	14-7
Houston Oilers	11/5/1995	L	10-37
at Tennessee Titans	9/19/1999	L	9-26
Tennessee Titans	11/28/1999	L	21-33
at Tennessee Titans	11/19/2000	L	10-24
Tennessee Titans	12/17/2000	L	0-24
Tennessee Titans	12/2/2001	L	15-31
at Tennessee Titans	12/30/2001	W	41-38
at Tennessee Titans	9/22/2002	W	31-28 OT
Tennessee Titans	11/6/2005	W	20-14
at Tennessee Titans	12/7/2008	L	9-28
Tennessee Titans	10/2/2011	L	13-31
at Tennessee Titans	10/5/2014	W	29-28
Tennessee Titans	9/20/2015	W	28-14
at Tennessee Titans	10/16/2016	L	26-28
Tennessee Titans	10/22/2017	L	9-12 OT
Tennessee Titans	9/8/2019	L	13-43
at Tennessee Titans	12/6/2020	W	41-35
Tennessee Titans	9/24/2023	W	27-3
Regular Season Totals		37-31-0	.544
Home		17-17-0	.500
Away		20-14-0	.588
Playoffs		0-1-0	.000

RESULTS VS. WASHINGTON COMMANDERS

Washington Redskins	11/19/1950	W	20-14
at Washington Redskins	12/10/1950	W	45-21
Washington Redskins	10/14/1951	W	45-0
Washington Redskins	10/26/1952	W	19-15
at Washington Redskins	11/30/1952	W	48-24
at Washington Redskins	10/18/1953	W	30-14
Washington Redskins	11/1/1953	W	27-3
Washington Redskins	11/7/1954	W	62-3
at Washington Redskins	12/5/1954	W	34-14
Washington Redskins	9/25/1955	L	17-27
at Washington Redskins	10/16/1955	W	24-14
at Washington Redskins	10/21/1956	L	9-20
Washington Redskins	11/25/1956	L	17-20
Washington Redskins	11/3/1957	W	21-17
at Washington Redskins	11/17/1957	T	30-30
at Washington Redskins	11/16/1958	W	20-10
Washington Redskins	11/30/1958	W	21-14
Washington Redskins	10/25/1959	W	34-7
at Washington Redskins	11/15/1959	W	31-17
at Washington Redskins	10/30/1960	W	31-10
Washington Redskins	12/4/1960	W	27-16
Washington Redskins	10/8/1961	W	31-7
at Washington Redskins	11/12/1961	W	17-6
Washington Redskins	9/23/1962	L	16-17
at Washington Redskins	11/11/1962	L	9-17
Washington Redskins	9/15/1963	W	37-14
at Washington Redskins	12/15/1963	W	27-20
at Washington Redskins	9/13/1964	W	27-13
Washington Redskins	11/8/1964	W	34-24
at Washington Redskins	9/19/1965	W	17-7
Washington Redskins	12/5/1965	W	24-16
at Washington Redskins	9/11/1966	W	38-14

Washington Redskins	11/20/1966	W	14-3
Washington Redskins	11/26/1967	W	42-37
at Washington Redskins	12/8/1968	W	24-21
Washington Redskins	9/28/1969	W	27-23
at Washington Redskins	12/19/1971	W	20-13
Washington Redskins	10/26/1975	L	7-23
Washington Redskins	10/14/1979	L	9-13
Washington Redskins	10/27/1985	L	7-14
at Washington Redskins	11/27/1988	W	17-13
at Washington Redskins	10/13/1991	L	17-42
Washington Redskins	10/3/2004	W	17-13
at Washington Redskins	10/19/2008	L	11-14
Washington Redskins	12/16/2012	L	21-38
at Washington Redskins	10/2/2016	L	20-31
Washington Football Team	9/27/2020	W	34-20
Washington Commanders	1/1/2023	W	24-10
Regular Season Totals		35-12-1	.740
Home		18-7-0	.720
Away		17-5-1	.761

BROWNS VS. NFL TEAMS

COMMUNITY
STAFF
PLAYERS
2023 SEASON
HISTORY
RECORDS
GAME DAY

	REGULAR SEASON				PLAYOFFS				COMBINED RECORD			
	W	L	T	%	W	L	T	%	W	L	T	%
Arizona Cardinals	34	16	3	.669	0	0	0	.000	34	16	3	.669
Atlanta Falcons	12	4	0	.750	0	0	0	.000	12	4	0	.750
Baltimore Ravens	14	36	0	.280	0	0	0	.000	14	36	0	.280
Buffalo Bills	12	10	0	.545	1	0	0	1.000	13	10	0	.565
Carolina Panthers	3	4	0	.429	0	0	0	.000	3	4	0	.429
Chicago Bears	11	7	0	.611	0	0	0	.000	11	7	0	.611
Cincinnati Bengals	48	53	0	.475	0	0	0	.000	48	53	0	.475
Dallas Cowboys	16	13	0	.551	2	1	0	.667	18	14	0	.562
Denver Broncos	7	22	0	.241	0	3	0	.000	7	25	0	.218
Detroit Lions	5	16	0	.238	1	3	0	.250	6	19	0	.240
Green Bay Packers	7	13	0	.350	0	1	0	.000	7	14	0	.333
Houston Texans	7	7	0	.500	0	1	0	.000	7	8	0	.462
Indianapolis Colts	17	15	0	.531	2	2	0	.500	19	17	0	.527
Jacksonville Jaguars	7	12	0	.368	0	0	0	.000	7	12	0	.368
Kansas City Chiefs	11	14	2	.444	0	1	0	.000	11	15	2	.428
Las Vegas Raiders	10	15	0	.400	0	2	0	.000	10	17	0	.370
Los Angeles Chargers	9	19	1	.328	0	0	0	.000	9	19	1	.328
Los Angeles Rams	9	13	0	.409	2	1	0	.667	11	14	0	.440
Miami Dolphins	9	10	0	.474	0	2	0	.000	9	12	0	.429
Minnesota Vikings	5	11	0	.312	0	1	0	.000	5	12	0	.294
New England Patriots	12	14	0	.462	1	0	0	1.000	13	14	0	.481
New Orleans Saints	13	6	0	.684	0	0	0	.000	13	6	0	.684
New York Giants	27	21	2	.560	1	1	0	.500	28	22	2	.557
New York Jets	15	14	0	.517	1	0	0	1.000	16	14	0	.533
Philadelphia Eagles	32	17	1	.650	0	0	0	.000	32	17	1	.650
Pittsburgh Steelers	62	79	1	.440	1	2	0	.333	63	81	1	.437
San Francisco 49ers	13	8	0	.619	0	0	0	.000	13	8	0	.619
Seattle Seahawks	6	14	0	.300	0	0	0	.000	6	14	0	.300
Tampa Bay Buccaneers	7	4	0	.636	0	0	0	.000	7	4	0	.636
Tennessee Titans	37	31	0	.544	0	1	0	.000	37	32	0	.536
Washington Commanders	35	12	1	.740	0	0	0	.000	35	12	1	.740
NFL TOTAL RECORDS	512	530	11	.491	12	22	0	.352	524	552	11	.487

UNDER THE LIGHTS

Overall Record in Primetime Games

Overall	32-38
Home	21-18
Road	11-20
Monday Night	17-19
Home	12-11
Road	5-8
Sunday Night	2-11
Home	0-5
Road	2-6
Saturday Night	2-0
Home	0-0
Road	2-0
Thursday Night	11-8
Home	9-2
Road	2-6

BROWNS NFL RANKING BY YARDS (SINCE 1971)

YEAR	OFFENSE			TOTAL	DEFENSE	
	TOTAL	RUSHING	PASSING		RUSHING	PASSING
1971	18	20	9	17	23	4
1972	19	19	21	16	24	3
1973	23	13	23	11	15	9
1974	20	14	23	23	25	8
1975	21	14	21	19	15	23
1976	10	9	11	9	4	13
1977	9	8	10	20	19	13
1978	5	5	8	25	11	28
1979	3	14	6	24	27	19
1980	5	26	2	23	6	28
1981	4	20	4	16	18	15
1982	17	23	12	23	26	14
1983	10	19	6	9	14	9
1984	24	21	18	2	15	3
1985	21	8	25	9	10	12
1986	9	22	8	19	18	15
1987	9	21	5	3	2	8
1988	18	24	9	6	15	6
1989	16	21	11	7	10	9
1990	25	28	12	17	23	15
1991	19	24	9	18	21	15
1992	18	19	17	14	7	19
1993	20	17	19	12	12	13
1994	16	14	19	7	13	7
1995	21	22	14	24	20	24
1999	31	31	29	31	31	11
2000	31	30	30	26	29	12
2001	31	31	28	22	29	11
2002	23	23	18	21	27	15
2003	26	20	25	15	23	7
2004	28	23	25	15	32	5
2005	26	25	23	16 ^T	30	4
2006	31	31	23	27	29	15
2007	8	10	12	30	27	24
2008	31	26	31	26	28	14
2009	32	8	32	31	28	29
2010	29	20	29	22	27	18
2011	29	28	24	10	30	2
2012	25	24	19	23	19	25
2013	18	27 ^T	11	9	18	8
2014	23	17	20	23	32	8
2015	25	22	21	27	30	22
2016	30	19	28	31	31	21
2017	24	18	22	14	7	19
2018	13	14	14	30	28	25
2019	22	12	22	22	30	7
2020	16	3	24	17	9	2
2021	18	4	27	5	12	5
2022	14	6	22	14	25	5
2023	16	12	19	1	11	1

COMMUNITY STAFF PLAYERS 2023 SEASON HISTORY RECORDS GAME DAY

BROWNS IN OVERTIME

Sept. 26, 1977 – Cleveland 30, New England 27, at Cleveland; Browns won coin toss. Brian Sipe threw a 22-yard pass to Dave Logan at Patriots' 19. Don Cockroft kicked a 35-yard field goal at 4:45.

Sept. 10, 1978 – Cleveland 13, Cincinnati 10, at Cleveland; Browns won toss. Larry Collins returned a kickoff 41 yards to the Browns' 47. Don Cockroft kicked a 27-yard field goal at 4:30.

Sept. 24, 1978 – Pittsburgh 15, Cleveland 9, at Pittsburgh; Steelers won toss. Bennie Cunningham scored on a 37-yard "gadget" pass from Terry Bradshaw at 3:43. Steelers started winning drive on their own 21.

Dec. 10, 1978 – Cleveland 37, New York Jets 34, at Cleveland; Browns won toss. Don Cockroft kicked a 22-yard field goal at 3:07.

Sept. 2, 1979 – Cleveland 25, New York Jets 22, at New York; Jets won toss. Pat Leahy's 43-yard field goal attempt was wide right at 4:41. Johnny Evans' punt was blocked by Donald Dykes and recovered by Tom Newton. Chuck Ramsey punted into the end zone for a touchback. Evans punted and Bruce Harper returned to the Jets' 24. Matt Robinson's pass was intercepted by Oliver Davis and returned 33 yards to Jets' 31. Don Cockroft kicked a 27-yard field goal at 14:45.

Nov. 18, 1979 – Cleveland 30, Miami 24, at Cleveland; Browns won toss. Brian Sipe passed 39 yards to Reggie Rucker for touchdown at 1:59.

Nov. 25, 1979 – Pittsburgh 33, Cleveland 30, at Pittsburgh; Browns won toss. Brian Sipe's pass was intercepted by Mel Blount on the Steelers' four. Terry Bradshaw's pass was intercepted by Ron Bolton on Browns' 12. Johnny Evans punted and Theo Bell returned to the Steelers' 17. Matt Bahr kicked a 37-yard field goal at 4:51.

Nov. 8, 1981 – Denver 23, Cleveland 20, at Denver; Browns won toss. Dennis Smith recovered Calvin Hill's fumble at the Denver 48. Craig Morton's 33-yard pass to Rick Upchurch and six-yard run by Dave Preston set up Fred Steinfort's 30-yard field goal at 4:10.

Sept. 25, 1983 – Cleveland 30, San Diego 24, at San Diego; Browns won toss. Harry Holt scored on 48-yard pass play from Brian Sipe at 1:53.

Oct. 30, 1983 – Cleveland 25, Houston 19, at Cleveland; Oilers won toss. Teams traded punts. Mike Whitwell intercepted Gifford Nielsen's pass and returned it to the Oilers' 20. Boyce Green scored a touchdown on next play at 6:34.

Dec. 2, 1984 – Cincinnati 20, Cleveland 17, at Cleveland; Browns won toss. Browns failed to get first down and Steve Cox punted 41 yards. John Simmons returned the punt 30 yards to the Browns' 35. Jim Breech kicked a 35-yard field goal at 4:34.

Sept. 8, 1985 – St. Louis 27, Cleveland 24, at Cleveland; Cardinals won toss. Ron Wolfley returned the kickoff 24 yards to the St. Louis 36. The Cardinals gained 46 yards in nine plays before Neil O'Donoghue kicked a 35-yard field goal at 5:27.

Nov. 23, 1986 – Cleveland 37, Pittsburgh 31, at Cleveland; Browns won toss. Following an exchange of possessions, Bernie Kosar threw a 36-yard touchdown pass to Webster Slaughter at 6:37.

Nov. 30, 1986 – Cleveland 13, Houston 10, at Cleveland; Houston won toss and elected to kickoff. The Browns' drive was stalled. Frank Minnifield intercepted Oliver Luck. The Browns' drive halted. Minnifield intercepted Luck again. Mark Moseley kicked a 29-yard field goal at 14:44.

Jan. 3, 1987 – Cleveland 23, N.Y. Jets 20 (2 OT), at Cleveland (AFC Divisional Playoffs); Jets won coin toss in first overtime. Dave Jennings punted to Browns' 26. Browns drove to Jets 5. Mark Moseley missed 23-yard field goal (wide right). Jennings punted to Browns 38. Jeff Gossett punted to Jets 19. Jennings punted to Browns 31. Moseley kicked 27-yard field goal following a 60-yard drive at 2:02 (2nd OT).

Jan. 11, 1987 – Denver 23, Cleveland 20, at Cleveland (AFC Championship); Browns won toss. Jeff Gossett punted to Gerald Willhite, who returned the ball to the Denver 25. Rich Karlis kicked a 33-yard field goal at 5:48.

Nov. 1, 1987 – San Diego 27, Cleveland 24, at San Diego; Browns won toss. Bernie Kosar's pass intended for Ernest Byner was intercepted by Vencie Glenn. Vince Abbott kicked 33-yard field goal at 2:16.

Oct. 8, 1989 – Miami 13, Cleveland 10, at Miami; Browns won toss. Matt Bahr missed a 44-yard field goal wide left. Pete Stoyanovich kicked a 35-yard field goal at 8:37.

Nov. 19, 1989 – Cleveland 10, Kansas City 10, at Cleveland; Browns won toss. Each team had three possessions. Nick Lowery was short on a 47-yard field goal attempt at :17.

Dec. 10, 1989 – Indianapolis 23, Cleveland 17, at Indianapolis; Browns won toss. Matt Bahr missed a 35-yard field goal wide left. The Colts punted. Bernie Kosar's pass was intercepted by Mike Prior, who returns 58 yards for a TD at 4:06.

Dec. 17, 1989 – Cleveland 23, Minnesota 17, at Cleveland; Browns won toss. After both teams punted, Mike Pagel threw a 14-yard pass to Van Waiters on a fake 31-yard field goal attempt at 5:30.

Oct. 20, 1991 – Cleveland 30, San Diego 24, at San Diego; Chargers won toss. The teams exchanged possessions. David Brandon scored on a 30-yard interception of John Friesz at 9:02.

Oct. 29, 1995 – Cleveland 29, Cincinnati 26, at Cincinnati; Browns won toss. On the Bengals' second possession, Carl Banks tipped a Jeff Blake pass into the hands of Dana Hall, who returned the ball to the Cincinnati 45. Earnest Byner raced 23 yards on a draw to set up Matt Stover's 28-yard field goal with 8:30 left in overtime.

Nov. 4, 2001 – Chicago 27, Cleveland 21, at Chicago; Bears won toss. The Browns shut down Chicago on the first series of overtime, forcing a Chicago punt. On the third play of Cleveland's first possession in overtime, Brian Robinson tipped a pass from Tim Couch and the ball was intercepted by Mike Brown, who returned it for the winning touchdown with 12:10 left in overtime.

Nov. 11, 2001 – Pittsburgh 15, Cleveland 12, at Cleveland; Steelers won toss. The Steelers took the opening kickoff and ran eight times for 58 yards, including 48 yards by Jerome Bettis, to set up a 32-yard field goal by Kris Brown with 9:38 remaining in overtime.

Sept. 22, 2002 – Cleveland 31, Tennessee 28, at Tennessee; Browns won the toss. Cleveland overcame a 14-point fourth quarter deficit to force overtime. The Browns took the opening kickoff and drove 65 yards on eight plays to set up a 33-yard field goal by Phil Dawson.

Sept. 29, 2002 – Pittsburgh 16, Cleveland 13, at Pittsburgh; Steelers won toss. Cleveland rookie LB Andra Davis intercepted Steelers' QB Tommy Maddox on Pittsburgh's first possession, but Browns K Phil Dawson missed a 45-yard field goal attempt. Pittsburgh answered with an 11-play, 52-yard drive, capped by a 31-yard field goal by K Todd Peterson. Peterson's first attempt at the game-winner on third down was blocked by the Browns but recovered by Pittsburgh behind the line of scrimmage to set up another fourth down kick.

Dec. 14, 2003 – Denver 23, Cleveland 20, at Denver; Browns won toss. Cleveland overcame an early 10-0 deficit in the 1st quarter as Browns' QB Tim Couch threw for 2 TDs in regulation. Denver stopped Cleveland in OT and orchestrated an 8-play, 46-yard drive as Broncos K Jason Elam connected on a 25-yard field goal.

Oct. 24, 2004 – Philadelphia 34, Cleveland 31, at Cleveland; Eagles won toss. QB Jeff Garcia sent the game to overtime with a 4-yard run with :30 left in the fourth quarter. The Browns forced a punt on the Eagles first possession of overtime but couldn't cross mid-field and gave the ball back to Philadelphia. Eagles K David Akers made a 50-yard field goal with 5:02 left in overtime.

Dec. 3, 2006 – Cleveland 31, Kansas City 28, at Cleveland; Kansas City won toss. The Browns scored two touchdowns in the final nine minutes of regulation to bring the game into overtime. Cleveland's defense held the Chiefs to a punt on their first overtime possession. The Browns drove 63 yards on their ensuing drive, which included a 33-yard run by quarterback Derek Anderson to set up Phil Dawson's game-winning 33-yard field goal at the 5:38 mark.

Nov. 4, 2007 – Cleveland 33, Seattle 30, at Cleveland; Seattle won toss. The Browns stopped Seahawks RB Maurice Morris for no gain on a fourth and one play from the Cleveland 44-yard line. After taking possession, the Browns moved the ball 49 yards in five plays and K Phil Dawson nailed a 25-yard game-winning field goal at the 9:19 mark.

Nov. 18, 2007 – Cleveland 33, Baltimore 30, at Baltimore; Cleveland won toss. Browns K Phil Dawson tied the game at the end of regulation on a 51-yard field goal that hit the back of the cross bar and bounced out. After consultation, the officials ruled the 51-yard field goal good, which sent the game to overtime. After winning the coin toss, the Browns moved the ball in nine plays and Dawson nailed a game-winning 33-yard field goal at the 9:10 mark.

Oct. 4, 2009 – Cincinnati 23, Cleveland 20, at Cleveland; Cincinnati won toss. The Browns eliminated a 14-0 second quarter deficit, but Cincinnati K Shayne Graham connected on a 31-yard game-winning field goal with seven seconds left in overtime.

Nov. 14, 2010 – New York Jets 26, Cleveland 20, at Cleveland; N.Y. Jets won toss. Browns QB Colt McCoy completed 5 of 9 passes for 58 yards, during a 10-play drive capped off by a 3-yard touchdown pass to WR Mohamed Massaquoi to tie the game at 20-20 with 44 seconds remaining in regulation. After three unsuccessful series for both teams, the Jets closed the game on the first play of their next series with a 37-yard touchdown pass to WR Santonio Holmes with 24 seconds remaining in overtime.

Dec. 18, 2011 – Arizona Cardinals 20, Cleveland 17, at Arizona; Cleveland won toss. Arizona scored 10 unanswered fourth quarter points, including a 33-yard field goal by Jay Feely to tie the game with 5:40 remaining in regulation. The Browns punted on their opening possession in overtime and DB Patrick Peterson returned it 32 yards to the Cleveland 40. Three plays later QB John Skelton connected with WR Larry Fitzgerald for a 32-yard reception. Feely converted on a 22-yard game-winning field goal.

Nov. 18, 2012 – Dallas Cowboys 23, Cleveland 20, at Dallas; Dallas won toss. Browns QB Brandon Weeden connected with TE Benjamin Watson for a 17-yard touchdown with 1:07 remaining in the fourth to put Cleveland ahead 20-17, but Dallas sent the game to overtime after K Dan Bailey converted on a 32-yard field goal with two seconds remaining in regulation. In overtime, the Cowboys drove 28 yards following a 20-yard punt return to set up Bailey for a 38-yard game-winning field goal.

Nov. 11, 2015 – Cleveland 33, Baltimore Ravens 30, at Baltimore; Baltimore won toss. Ravens K Justin Tucker connected on a 23-yard field goal with 25 seconds remaining in the fourth quarter to tie the game. After the Browns defense forced a three-and-out, Cleveland drove 51 yards on 11 plays. Browns QB Josh McCown completed all four of his passes for 49 yards to set up K Travis Coons for a 32-yard game-winning field goal.

Nov. 18, 2015 – Denver Broncos 26, Cleveland 23, at Cleveland; Denver won toss. The Browns recorded an interception on Denver's opening possession in overtime but were forced to punt after losing yards on three consecutive plays, including two sacks. The Broncos drove 72 yards on 13 plays to set up K Brandon McManus for a 34-yard game-winning field goal.

Sept. 25, 2016 – Miami Dolphins 30, Cleveland 24, at Miami; Cleveland won toss. On the Dolphins second possession in overtime, Miami QB Ryan Tannehill connected with WR Jarvis Landry for a 32-yard completion to set up RB Jay Ajayi for an 11-yard rushing touchdown on the next play.

Jan. 1, 2017 – Pittsburgh Steelers 27, Cleveland 24, at Pittsburgh; Cleveland won toss. The Browns capped off a 17-play, 65-yard drive with a 34-yard field goal by K Cody Parkey. Pittsburgh responded with a 75-yard drive that resulted in a 26-yard touchdown pass to WR Cobi Hamilton.

Oct. 22, 2017 – Tennessee Titans 12, Cleveland 9, at Cleveland; Cleveland won toss. Browns K Zane Gonzalez converted a 54-yard field goal with four seconds remaining in regulation. On the Titans' second possession in overtime, K Ryan Succop connected on a 46-yard game-winning field goal.

Dec. 17, 2017 – Green Bay Packers 27, Cleveland 21, at Cleveland; Cleveland won toss. After DB Josh Jones intercepted QB DeShone Kizer on the opening possession, QB Brett Hundley found WR Davante Adams for a 25-yard touchdown pass.

Sept. 9, 2018 – Cleveland 21, Pittsburgh Steelers 21, at Cleveland; Cleveland won toss. Steelers K Chris Boswell missed a 42-yard field goal with 1:47 remaining. LB Joe Schobert returned a fumble 28 yards to set up a 43-yard field goal attempt with 13 seconds remaining but K Zane Gonzalez attempt was blocked.

Sept. 30, 2018 – Oakland Raiders 45, Cleveland 42, at Oakland; Oakland won toss. On their second possession, the Raiders drove 70 yards on 11 plays, capped off by a 29-yard field goal by K Matt McCrane.

Oct. 7, 2018 – Cleveland 12, Baltimore Ravens 9, at Cleveland; Cleveland won toss. On a third and eight on the Cleveland 18-yard line, QB Baker Mayfield connected with WR Derrick Willies for a 39-yard gain. The Browns capped off the drive with a 37-yard K Greg Joseph field goal.

Oct. 21, 2018 – Tampa Bay Buccaneers 26, Cleveland 23, at Tampa Bay; Cleveland won toss. A fumbled punt return by Jabrill Peppers gave Tampa Bay the ball at the Cleveland 48-yard line. K Chandler Catanzaro sealed the game with a 59-yard field goal with 1:55 remaining.

Nov. 27, 2022 – Cleveland 23, Tampa Bay Buccaneers 17, at Cleveland; Tampa Bay won toss. On a third and four on the Tampa 48-yard line, QB Jacoby Brissett connected with WR Amari Cooper for a 45-yard gain. Two plays later, RB Nick Chubb scored a three-yard touchdown.

NOTE: Cleveland's overtime record is 19-24-2 (20-25-3 including postseason). The Browns team record with four overtime games in a season is four set in 1989 and 2018, tied for second most in NFL history. The Browns are 1-1 in postseason overtime games. Coin toss results (includes post-season): Browns won toss (11-14-2); Browns lost toss (9-9).

BROWNS ON PRIME TIME BY YEAR

1970s (5-2)

Sept. 21, 1970* Cleveland 31, New York Jets 21	at Cleveland
Dec. 7, 1970..... Cleveland 21, Houston 10	at Houston
Oct. 4, 1971..... Oakland 34, Cleveland 20	at Cleveland
Nov. 13, 1972..... Cleveland 21, San Diego 17	at San Diego
Oct. 15, 1973..... Miami 17, Cleveland 9	at Cleveland
Sept. 26, 1977 Cleveland 30, New England 27 (OT)	at Cleveland
Sept. 24, 1979..... Cleveland 26, Dallas 7	at Cleveland

1980s (8-9)

Sept. 15, 1980..... Houston 16, Cleveland 7	at Cleveland
Nov. 3, 1980..... Cleveland 27, Chicago 21	at Cleveland
Sept. 7, 1981..... San Diego 44, Cleveland 14	at Cleveland
Dec. 3, 1981..... Houston 17, Cleveland 13	at Houston
Sept. 15, 1983..... Cleveland 17, Cincinnati 7	at Cleveland
Sept. 16, 1984#..... Denver 24, Cleveland 14	at Cleveland
Sept. 16, 1985..... Cleveland 17, Pittsburgh 7	at Cleveland
Sept. 18, 1986**..... Cincinnati 30, Cleveland 13	at Cleveland
Nov. 10, 1986..... Cleveland 26, Miami 16	at Cleveland
Oct. 26, 1987..... Cleveland 30, L.A. Rams 17	at Cleveland
Nov. 29, 1987# San Francisco 38, Cleveland 24	at San Francisco
Sept. 19, 1988..... Cleveland 23, Indianapolis 17	at Cleveland
Nov. 7, 1988..... Houston 24, Cleveland 17	at Houston
Dec. 12, 1988..... Miami 38, Cleveland 31	at Miami
Sept. 25, 1989..... Cincinnati 21, Cleveland 14	at Cincinnati
Oct. 23, 1989..... Cleveland 27, Chicago 7	at Cleveland
Dec. 23, 1989##..... Cleveland 24, Houston 20	at Houston

1990s (3-6)

Oct. 8, 1990..... Cleveland 30, Denver 29	at Denver
Oct. 22, 1990..... Cincinnati 34, Cleveland 13	at Cleveland
Nov. 17, 1991#..... Houston 28, Cleveland 24	at Houston
Sept. 14, 1992..... Miami 27, Cleveland 23	at Cleveland
Sept. 13, 1993..... Cleveland 23, San Francisco 13	at Cleveland
Oct. 13, 1994**..... Cleveland 11, Houston 8	at Houston
Oct. 2, 1995..... Buffalo 22, Cleveland 19	at Cleveland
Nov. 13, 1995..... Pittsburgh 20, Cleveland 13	at Pittsburgh
Sept. 12, 1999#..... Pittsburgh 43, Cleveland 0	at Cleveland

2000s (4-10)

Oct. 6, 2002#..... Baltimore 26, Cleveland 21	at Cleveland
Oct. 5, 2003#..... Cleveland 33, Pittsburgh 13	at Pittsburgh
Dec. 8, 2003..... St. Louis 26, Cleveland 20	at Cleveland
Nov. 7, 2004#..... Baltimore 27, Cleveland 13	at Baltimore
Dec. 26, 2004#..... Miami 10, Cleveland 7	at Miami
Nov. 13, 2005#..... Pittsburgh 34, Cleveland 21	at Pittsburgh
Dec. 7, 2006**..... Pittsburgh 27, Cleveland 7	at Pittsburgh
Sept. 14, 2008#..... Pittsburgh 10, Cleveland 6	at Cleveland
Oct. 13, 2008 Cleveland 35, New York Giants 14	at Cleveland
Nov. 6, 2008**..... Denver 34, Cleveland 30	at Cleveland
Nov. 17, 2008..... Cleveland 29, Buffalo 27	at Buffalo
Dec. 15, 2008..... Philadelphia 30, Cleveland 10	at Philadelphia
Nov. 16, 2009..... Baltimore 16, Cleveland 0	at Cleveland
Dec. 10, 2009**..... Cleveland 13, Pittsburgh 6	at Cleveland

2010s (6-7)

Dec. 12, 2011**..... Pittsburgh 14, Cleveland 3	at Pittsburgh
Sept. 27, 2012**..... Baltimore 23, Cleveland 16	at Baltimore
Oct. 3, 2013**..... Cleveland 37, Buffalo 24	at Cleveland
Nov. 6, 2014**..... Cleveland 24, Cincinnati 3	at Cincinnati
Nov. 5, 2015**..... Cincinnati 31, Cleveland 10	at Cincinnati
Nov. 30, 2015..... Baltimore 33, Cleveland 27	at Cleveland
Nov. 10, 2016**..... Baltimore 28, Cleveland 7	at Baltimore
Sept. 20, 2018** Cleveland 21, New York Jets 17	at Cleveland
Dec. 15, 2018##..... Cleveland 17, Denver 16	at Denver
Sept. 16, 2019..... Cleveland 23, New York Jets 3	at New York
Sept. 22, 2019..... L.A. Rams 20, Cleveland 13	at Cleveland
Oct. 7, 2019..... San Francisco 31, Cleveland 3	at San Francisco
Nov. 14, 2019..... Cleveland 21, Pittsburgh 7	at Cleveland

2020s (6-4)

Sept. 17, 2020**..... Cleveland 35, Cincinnati 30	at Cleveland
Dec. 14, 2020..... Baltimore 47, Cleveland 42	at Cleveland
Dec. 20, 2020# Cleveland 20, New York Giants 6	at New York
Oct. 11, 2021**..... Cleveland 17, Denver 14	at Cleveland
Nov. 28, 2021#..... Baltimore 16, Cleveland 10	at Baltimore
Jan. 3, 2022..... Pittsburgh 26, Cleveland 14	at Pittsburgh
Sept. 22, 2022**..... Cleveland, 29, Pittsburgh 17	at Cleveland
Oct. 31, 2022..... Cleveland 32, Cincinnati 13	at Cleveland
Sept. 18, 2023..... Pittsburgh 26, Cleveland 22	at Pittsburgh
Dec. 28, 2023..... Cleveland 37, New York Jets 20	at Cleveland

* First game ever on Monday Night Football
 Monday Nights Except: **Thursday Night, #Sunday Night, ##Saturday Night

BROWNS ON PRIME TIME BY DAY

MONDAY NIGHT (17-19)

*Sept. 21, 1970. Cleveland 31, New York Jets 21	at Cleveland
Dec. 7, 1970..... Cleveland 21, Houston 10	at Houston
Oct. 4, 1971..... Oakland 34, Cleveland 20	at Cleveland
Nov. 13, 1972..... Cleveland 21, San Diego 17	at San Diego
Oct. 15, 1973..... Miami 17, Cleveland 9	at Cleveland
Sept. 26, 1977 Cleveland 30, New England 27 (OT)	at Cleveland
Sept. 24, 1979..... Cleveland 26, Dallas 7	at Cleveland
Sept. 15, 1980..... Houston 16, Cleveland 7	at Cleveland
Nov. 3, 1980..... Cleveland 27, Chicago 21	at Cleveland
Sept. 7, 1981..... San Diego 44, Cleveland 14	at Cleveland
Sept. 16, 1985..... Cleveland 17, Pittsburgh 7	at Cleveland
Nov. 10, 1986..... Cleveland 26, Miami 16	at Cleveland
Oct. 26, 1987..... Cleveland 30, L.A. Rams 17	at Cleveland
Sept. 19, 1988..... Cleveland 23, Indianapolis 17	at Cleveland
Nov. 7, 1988..... Houston 24, Cleveland 17	at Houston
Dec. 12, 1988..... Miami 38, Cleveland 31	at Miami
Sept. 25, 1989..... Cincinnati 21, Cleveland 14	at Cincinnati
Oct. 23, 1989..... Cleveland 27, Chicago 7	at Cleveland
Oct. 8, 1990..... Cleveland 30, Denver 29	at Denver
Oct. 22, 1990..... Cincinnati 34, Cleveland 13	at Cleveland
Sept. 14, 1992..... Miami 27, Cleveland 23	at Cleveland
Sept. 13, 1993 Cleveland 23, San Francisco 13	at Cleveland
Oct. 2, 1995..... Buffalo 22, Cleveland 19	at Cleveland
Nov. 13, 1995..... Pittsburgh 20, Cleveland 3	at Pittsburgh
Dec. 8, 2003..... St. Louis 26, Cleveland 20	at Cleveland
Oct. 13, 2008 Cleveland 35, New York Giants 14	at Cleveland
Nov. 17, 2008..... Cleveland 29, Buffalo 27	at Buffalo
Dec. 15, 2008..... Philadelphia 30, Cleveland 10	at Philadelphia
Nov. 16, 2009..... Baltimore 16, Cleveland 0	at Cleveland
Nov. 20, 2015..... Baltimore 33, Cleveland 27	at Cleveland
Sept. 16, 2019..... Cleveland 23, New York Jets 3	at New York
Oct. 7, 2019..... San Francisco 31, Cleveland 3	at San Francisco
Dec. 14, 2020..... Baltimore 47, Cleveland 42	at Cleveland
Jan. 3, 2022..... Pittsburgh 26, Cleveland 14	at Pittsburgh
Oct. 31, 2022..... Cleveland 32, Cincinnati 13	at Cleveland
Sept. 18, 2023..... Pittsburgh 26, Cleveland 22	at Pittsburgh

SUNDAY NIGHT (2-11)

Sept. 16, 1984..... Denver 24, Cleveland 14	at Cleveland
Nov. 29, 1987..... San Francisco 38, Cleveland 24	at San Francisco
Nov. 17, 1991..... Houston 28, Cleveland 24	at Houston
Sept. 12, 1999..... Pittsburgh 43, Cleveland 0	at Cleveland
Oct. 6, 2002..... Baltimore 26, Cleveland 21	at Cleveland
Oct. 5, 2003..... Cleveland 33, Pittsburgh 13	at Pittsburgh
Nov. 7, 2004..... Baltimore 27, Cleveland 13	at Baltimore
Dec. 26, 2004..... Miami 10, Cleveland 7	at Miami
Nov. 13, 2005..... Pittsburgh 34, Cleveland 21	at Pittsburgh
Sept. 14, 2008..... Pittsburgh 10, Cleveland 6	at Cleveland
Sept. 22, 2019..... L.A. Rams 20, Cleveland 13	at Cleveland
Dec. 20, 2020 Cleveland 20, New York Giants 6	at New York
Nov. 28, 2021..... Baltimore 16, Cleveland 10	at Baltimore

SATURDAY NIGHT (2-0)

Dec. 23, 1989..... Cleveland 24, Houston 20	at Houston
Dec. 15, 2018..... Cleveland 17, Denver 16	at Denver

THURSDAY NIGHT (11-8)

Dec. 3, 1981..... Houston 17, Cleveland 13	at Houston
Sept. 15, 1983..... Cleveland 17, Cincinnati 7	at Cleveland
Sept. 18, 1986..... Cincinnati 30, Cleveland 13	at Cleveland
Oct. 13, 1994..... Cleveland 11, Houston 8	at Houston
Dec. 7, 2006..... Pittsburgh 27, Cleveland 7	at Pittsburgh
Nov. 6, 2008..... Denver 34, Cleveland 30	at Cleveland
Dec. 10, 2009..... Cleveland 13, Pittsburgh 6	at Cleveland
Dec. 12, 2011..... Pittsburgh 14, Cleveland 3	at Pittsburgh
Sept. 27, 2012..... Baltimore 23, Cleveland 16	at Baltimore
Oct. 3, 2013..... Cleveland 37, Buffalo 24	at Cleveland
Nov. 6, 2014..... Cleveland 24, Cincinnati 3	at Cincinnati
Nov. 5, 2015..... Cincinnati 31, Cleveland 10	at Cincinnati
Nov. 10, 2016..... Baltimore 28, Cleveland 7	at Baltimore
Sept. 20, 2018..... Cleveland 21, New York Jets 17	at Cleveland
Nov. 14, 2019..... Cleveland 21, Pittsburgh 7	at Cleveland
Sept. 17, 2020..... Cleveland 35, Cincinnati 30	at Cleveland
Oct. 21, 2021..... Cleveland 17, Denver 14	at Cleveland
Sept. 22, 2022..... Cleveland, 29, Pittsburgh 17	at Cleveland
Dec. 28, 2023..... Cleveland 37, New York Jets 20	at Cleveland

* First-ever game on Monday Night Football

SHUTOUTS BY BROWNS

11/5/2023	vs. Arizona Cardinals	27-0
12/16/2007	vs. Buffalo Bills	8-0
11/20/2005	vs. Miami Dolphins	22-0
11/25/2001	vs. Cincinnati Bengals	18-0
9/18/1994	vs. Arizona Cardinals	32-0
12/1/1991	at Indianapolis Colts	31-0
9/8/1991	at New England Patriots	20-0
9/10/1989	at Pittsburgh Steelers	51-0
10/18/1987	at Cincinnati Bengals	34-0*
11/20/1983	at New England Patriots	30-0
11/13/1983	vs. Tampa Bay Buccaneers	20-0
12/1/1974	vs. San Francisco 49ers	7-0
11/5/1972	vs. Houston Oilers	20-0
9/19/1971	vs. Houston Oilers	31-0
10/25/1970	at Miami Dolphins	28-0
10/22/1967	vs. Chicago Bears	24-0
12/27/1964	vs. Baltimore Colts	27-0**
12/11/1960	vs. Chicago Bears	42-0
12/1/1957	vs. Chicago Cardinals	31-0
11/10/1957	vs. Pittsburgh Steelers	24-0
11/18/1956	at Philadelphia Eagles	16-0
11/21/1954	vs. Philadelphia Eagles	6-0
10/25/1953	at New York Giants	7-0
9/27/1953	at Green Bay Packers	27-0
12/7/1952	at Chicago Cardinals	10-0
12/9/1951	at Pittsburgh Steelers	28-0
11/18/1951	at New York Giants	10-0
10/21/1951	vs. Pittsburgh Steelers	17-0
10/14/1951	vs. Washington Redskins	45-0
9/24/1950	at Baltimore Colts	31-0

* Replacement game, during 1987 players' strike

** NFL Championship Game

SHUTOUTS BY OPPONENTS

12/14/2014	vs. Cincinnati Bengals	0-30
11/16/2009	vs. Baltimore Ravens	0-16
12/28/2008	at Pittsburgh Steelers	0-31
12/21/2008	vs. Cincinnati Bengals	0-14
11/26/2006	vs. Cincinnati Bengals	0-30
12/24/2005	vs. Pittsburgh Steelers	0-41
12/19/2004	vs. San Diego Chargers	0-21
12/21/2003	vs. Baltimore Ravens	0-35
12/17/2000	vs. Tennessee Titans	0-24
12/3/2000	at Jacksonville Jaguars	0-48
10/22/2000	at Pittsburgh Steelers	0-22
10/1/2000	vs. Baltimore Ravens	0-12
9/12/1999	vs. Pittsburgh Steelers	0-43
9/27/1992	vs. Denver Broncos	0-12
12/23/1990	at Pittsburgh Steelers	0-35
11/4/1990	vs. Buffalo Bills	0-42
9/30/1990	at Kansas City Chiefs	0-34
12/3/1989	vs. Cincinnati Bengals	0-21
9/3/1984	at Seattle Seahawks	0-33
11/27/1977	vs. Los Angeles Rams	0-9
12/3/1972	at Pittsburgh Steelers	0-30
10/15/1972	vs. Chicago Bears	0-17
10/24/1971	vs. Denver Broncos	0-27
12/29/1968	vs. Baltimore Colts	0-34**
12/21/1958	at New York Giants	0-10#
10/1/1950	vs. New York Giants	0-6

Playoff Game

**NFL Championship Game

The Browns have won 29 NFL games by shutout and lost 25. Cleveland registered eight shutouts in the AAFC and was never shutout.

HEAD COACHES RECORDS

YEARS	COACH	LEAGUE	REGULAR SEASON				PLAYOFFS				COMBINED RECORD			
			W	L	T	%	W	L	T	%	W	L	T	%
1946-49	Paul Brown	AAFC	47	4	3	.898	5	0	0	1.000	52	4	3	.907
1950-62	Paul Brown	NFL	111	44	5	.709	4	5	0	.444	115	49	5	.695
1946-62	Paul Brown	NFL/AAFC	158	48	8	.757	9	5	0	.643	167	53	8	.750
1963-70	Blanton Collier	NFL	76	34	2	.688	3	4	0	.429	79	38	2	.672
1971-74	Nick Skorich	NFL	30	24	2	.556	0	2	0	.000	30	26	2	.534
1975-77	Forrest Gregg	NFL	18	23	0	.439	0	0	0	.000	18	23	0	.439
1977	Dick Modzelewski*	NFL	0	1	0	.000	0	0	0	.000	0	1	0	.000
1978-84	Sam Rutigliano	NFL	47	50	0	.485	0	2	0	.000	47	52	0	.475
1984-88	Marty Schottenheimer	NFL	44	27	0	.620	2	4	0	.333	46	31	0	.597
1989-90	Bud Carson	NFL	11	13	1	.460	1	1	0	.500	12	14	1	.463
1990	Jim Shofner*	NFL	1	6	0	.143	0	0	0	.000	1	6	0	.143
1991-95	Bill Belichick	NFL	36	44	0	.450	1	1	0	.500	37	45	0	.451
1999-00	Chris Palmer	NFL	5	27	0	.156	0	0	0	.000	5	27	0	.156
2001-04	Butch Davis	NFL	24	35	0	.407	0	1	0	.000	24	36	0	.400
2004	Terry Robiskie*	NFL	1	4	0	.200	0	0	0	.000	1	4	0	.200
2005-08	Romeo Crennel	NFL	24	40	0	.375	0	0	0	.000	24	40	0	.375
2009-10	Eric Mangini	NFL	10	22	0	.313	0	0	0	.000	10	22	0	.313
2011-12	Pat Shurmur	NFL	9	23	0	.281	0	0	0	.000	9	23	0	.281
2013	Rob Chudzinski	NFL	4	12	0	.250	0	0	0	.000	4	12	0	.250
2014-15	Mike Pettine	NFL	10	22	0	.313	0	0	0	.000	10	22	0	.313
2016-18	Hue Jackson	NFL	3	36	1	.088	0	0	0	.000	3	36	1	.088
2018	Gregg Williams*	NFL	5	3	0	.625	0	0	0	.000	5	3	0	.625
2019	Freddie Kitchens	NFL	6	10	0	.375	0	0	0	.000	6	10	0	.375
2020-23	Kevin Stefanski	NFL	37	30	0	.552	1	2	0	.333	38	32	0	.542
Team Totals in NFL			512	530	11	.491	12	22	0	.352	524	552	11	.487
Team Totals in AAFC			47	4	3	.898	5	0	0	1.000	52	4	3	.907
Team Totals in NFL/AAFC Combined			559	534	14	.511	17	22	0	.435	576	556	14	.509

* Interim Head Coaches

1946 (1-0)

8/30.....Brooklyn Dodgers at Akron (35,964).....35-20

1947 (1-0)

8/29.....Baltimore Colts at Akron (35,106).....28-0

1948 (1-1)

8/22.....Buffalo Bisons at Akron (28,069)35-21

8/27.....Baltimore Colts at Toledo (13,433).....17-21

1949 (2-0-1)

8/14.....Chicago Hornets at Toledo (13,500)21-0

8/19.....San Francisco 49ers (31,157).....21-21

8/26.....New York Yankees at Akron (19,441)28-21

1950 (5-0)

8/12.....Green Bay Packers at Toledo (10,000)38-7

8/19.....Baltimore Colts at Cincinnati (21,000)34-7

8/25.....Detroit Lions at Akron (23,670)35-14

9/1Chicago Bears (51,076)27-23

9/4Pittsburgh Steelers at Buffalo (15,259).....41-31

1951 (4-1)

8/17.....College All-Stars (92,180)33-0

8/25.....New York Yankees at Akron (25,820)52-0

9/4at Detroit Lions (35,165)20-21

9/9at Chicago Bears (67,342)32-21

9/14.....Los Angeles Rams (38,851).....7-6

1952 (2-2)

8/23.....at Green Bay Packers (22,215)21-14

8/29.....Chicago Bears (37,976)14-7

9/6.....Detroit Lions at Syracuse (26,000).....21-28

9/13.....San Francisco 49ers at Akron (30,119).....31-35

1953 (4-1-1)

8/23.....at San Francisco 49ers (36,273).....20-7

8/28.....at Los Angeles Rams (21,440).....9-27

9/4.....at Detroit Lions (39,985).....24-24

9/7.....Baltimore Colts at Akron (20,000)23-21

9/11.....at Chicago Bears (36,796).....20-14

9/19.....Green Bay Packers (22,336).....21-13

1954 (2-3)

8/21.....at Green Bay Packers (15,747)14-13

8/27.....at Los Angeles Rams (58,567).....10-38

9/5at San Francisco 49ers (46,877).....21-38

9/10.....Detroit Lions at Dallas (42,000)31-56

9/18.....Chicago Bears (17,631)35-7

1955 (1-5)

8/12.....College All-Stars (75,000)27-30

8/20.....Green Bay Packers at Akron (22,000)13-7

8/28.....at San Francisco 49ers (41,604).....14-17

9/2Los Angeles Rams (35,948).....21-38

9/10.....Detroit Lions (29,581).....3-19

9/15.....at Chicago Bears (43,067)21-24

1956 (2-5)

8/10.....College All-Stars (75,000)26-0

8/19.....at San Francisco 49ers (38,741).....17-28

8/24.....at Los Angeles Rams (40,175).....6-17

9/1.....Green Bay Packers (15,456).....20-21

9/7.....at Detroit Lions (48,105).....0-17

9/15.....Detroit Lions at Akron (28,201)14-31

9/21.....at Chicago Bears (56,543).....24-14

1957 (2-4)

8/14.....at Detroit Lions (40,150)10-20

8/24.....Pittsburgh Steelers at Akron (26,669).....28-13

9/1.....at San Francisco 49ers (32,840).....17-21

9/6.....at Los Angeles Rams (45,011)14-20

9/14.....Detroit Lions (34,369).....23-7

9/20.....at Chicago Bears (47,354).....3-29

1958 (3-3)

8/16.....Pittsburgh Steelers at Akron (27,202).....10-0

8/22.....at Detroit Lions (36,662)7-17

8/29.....at Los Angeles Rams (41,387).....13-10

9/7.....at San Francisco 49ers (31,339).....16-21

9/12.....at Chicago Bears (52,669).....31-42

9/20.....Detroit Lions (35,343).....41-7

1959 (2-4)

8/11.....at Pittsburgh Steelers (27,432)20-34

8/22.....Detroit Lions at Akron (22,654)3-9

8/30.....at San Francisco 49ers (24,737).....14-17

9/5.....at Los Angeles Rams (55,883).....27-24

9/13.....at Detroit Lions (33,435)28-31

9/19.....Chicago Bears (25,316)33-31

1960 (5-1)

8/13.....at Detroit Lions (24,620)28-14

8/18.....at Pittsburgh Steelers (16,360)27-24

8/27.....at Los Angeles Rams (48,175).....17-22

9/3.....San Francisco 49ers at Portland (25,898).....26-24

9/10.....Chicago Bears at Akron (21,568)16-10

9/17.....Detroit Lions (25,911).....14-10

1961 (3-2)

8/11.....at Detroit Lions (25,602)7-35

8/20.....at San Francisco 49ers (38,759).....27-24

8/25.....at Los Angeles Rams (40,086).....34-17

9/1.....Pittsburgh Steelers at Akron (27,758)38-6

9/7.....Detroit Lions (41,374).....17-35

1962 (5-0)

8/11.....at Detroit Lions (34,241)17-14

8/18.....Pittsburgh Steelers (77,683)33-10

8/25.....San Francisco 49ers at San Francisco (25,000).....17-17

9/1.....at Los Angeles Rams (43,118)26-24

9/7.....at Chicago Bears (57,878)28-24

COMMUNITY

STAFF

PLAYERS

2023 SEASON

HISTORY

RECORDS

GAME DAY

1963 (2-3)

8/10.....at Detroit Lions (37,248).....	10-24
8/17.....Baltimore Colts (83,218).....	7-21
8/25.....at San Francisco 49ers (28,335).....	24-7
8/31.....at Los Angeles Rams (45,623).....	23-14
9/7.....Pittsburgh Steelers at Canton (18,462).....	7-16

1964 (4-1)

8/9.....at San Francisco 49ers (27,404).....	7-26
8/15.....at Los Angeles Rams (43,183).....	56-31
8/22.....Pittsburgh Steelers at Akron (27,255).....	42-7
8/28.....at Detroit Lions (36,946).....	35-14
9/5.....Green Bay Packers (83,736).....	20-17

1965 (5-1)

8/6.....College All-Stars (68,000).....	24-16
8/15.....at San Francisco 49ers (22,000).....	37-21
8/21.....at Los Angeles Rams (29,508).....	21-19
8/29.....at Detroit Lions (28,803).....	28-14
9/4.....Green Bay Packers (83,118).....	14-30
9/11.....Pittsburgh Steelers at Akron (23,162).....	28-16

1966 (3-2)

8/6.....at Los Angeles Rams (63,285).....	6-16
8/14.....at San Francisco 49ers (27,867).....	28-17
8/20.....at Atlanta Falcons (48,548).....	42-3
8/26.....Baltimore Colts (83,418).....	17-24
9/3.....Pittsburgh Steelers at Birmingham (23,590).....	13-10

1967 (1-5)

8/5.....Philadelphia Eagles at Canton (17,500).....	13-28
8/13.....at San Francisco 49ers (27,482).....	14-42
8/19.....at Los Angeles Rams (36,942).....	17-24
8/25.....at Atlanta Falcons (52,240).....	31-34
9/2.....Green Bay Packers (84,236).....	21-30
9/10.....at Minnesota Vikings (40,012).....	42-14

1968 (2-3)

8/9.....at Los Angeles Rams (64,020).....	21-23
8/18.....at San Francisco 49ers (26,801).....	31-17
8/24.....at New Orleans Saints (70,045).....	27-40
8/30.....at Buffalo Bills (45,448).....	22-12
9/7.....Green Bay Packers (84,918).....	9-31

1969 (3-2-1)

8/10.....San Francisco 49ers at Seattle (32,219).....	21-16
8/16.....at Los Angeles Rams (54,937).....	10-7
8/23.....at San Diego Chargers (36,005).....	19-19
8/30.....Green Bay Packers (85,532).....	17-27
9/6.....at Washington Redskins (45,994).....	20-10
9/10.....Minnesota Vikings at Akron (28,561).....	16-23

1970 (2-4)

8/8.....at Los Angeles Rams (71,559).....	17-30
8/15.....	
8/22.....Kansas City Chiefs at Memphis (31,532).....	13-16
8/29.....at Cincinnati Bengals (57,112).....	24-31
9/5.....Minnesota Vikings (83,043).....	21-24
9/12.....at New York Giants (62,461).....	30-29

1971 (1-5)

8/8.....at San Francisco 49ers (40,000).....	24-38
8/13.....at Los Angeles Rams (52,503).....	5-17
8/20.....at Dallas Cowboys (69,099).....	15-16
8/28.....	
9/4.....New York Giants (82,710).....	30-7
9/10.....at St. Louis Cardinals (46,171).....	13-27

1972 (0-6)

8/4.....at Los Angeles Rams (64,803).....	3-13
8/13.....at San Francisco 49ers (58,364).....	13-20
8/20.....Detroit Lions at Ann Arbor (58,422).....	7-34
8/26.....Minnesota Vikings (70,583).....	17-20
9/3.....Cincinnati Bengals at Columbus (84,816).....	21-27
9/10.....at New York Giants (60,152).....	21-28

1973 (2-3-1)

8/6.....San Francisco 49ers (65,707).....	16-27
8/11.....at Los Angeles Rams (54,385).....	21-21
8/19.....Cincinnati Bengals at Columbus (73,421).....	24-6
8/25.....Atlanta Falcons at Knoxville (40,831).....	20-17
9/1.....Detroit Lions (64,088).....	13-16
9/8.....New York Giants at Akron (30,751).....	10-21

1974 (2-4)

8/2.....at Los Angeles Rams (28,021).....	21-24
8/12.....San Francisco 49ers (24,008).....	21-20
8/17.....Baltimore Colts at Tampa (25,116).....	3-37
8/24.....Washington Redskins (44,528).....	17-20
9/1.....Cincinnati Bengals at Columbus (36,326).....	21-17
9/7.....at Detroit Lions (42,905).....	7-21

1975 (2-4)

8/10.....at San Francisco 49ers (45,560).....	13-17
8/16.....Philadelphia Eagles (35,769).....	14-6
8/22.....at Washington Redskins (15,513).....	14-23
9/1.....Buffalo Bills (31,155).....	20-34
9/7.....New York Giants at Seattle (20,000).....	24-20
9/13.....Detroit Lions (32,341).....	24-27

1976 (4-2)

7/31.....Baltimore Colts at Lincoln (20,304).....	0-21
8/7.....Atlanta Falcons at Stillwater (24,227).....	31-7
8/16.....Minnesota Vikings (44,336).....	31-7
8/23.....at Philadelphia Eagles (20,600).....	21-17
8/30.....New England Patriots (36,016).....	30-27
9/3.....at Buffalo Bills (37,951).....	10-28

1977 (3-3)

8/8.....Washington Redskins (32,554).....	14-16
8/13.....at Minnesota Vikings (45,370).....	33-34
8/19.....St. Louis Cardinals (31,308).....	19-10
8/25.....Chicago Bears (36,598).....	14-7
9/2.....at Green Bay Packers (53,180).....	19-14
9/9.....at Detroit Lions (49,168).....	20-24

COMMUNITY
STAFF
PLAYERS
2023 SEASON
HISTORY
RECORDS
GAME DAY

1978 (2-2)

8/7.....New York Giants (30,636).....	7-21
8/12.....at Buffalo Bills (23,241).....	20-10
8/21.....Detroit Lions (31,345).....	14-10
8/27.....at New England Patriots (42,696).....	10-21

1979 (2-2)

8/4.....at New York Giants (30,905).....	7-27
8/11.....Baltimore Colts (43,056).....	24-3
8/18.....at Detroit Lions (55,623).....	10-21
8/24.....at Washington Redskins (40,039).....	21-9

1980 (1-3)

8/9.....at Kansas City Chiefs (38,055).....	0-42
8/18.....Washington Redskins (54,986).....	3-12
8/23.....at Chicago Bears (57,688).....	33-31
8/30.....at Minnesota Vikings (47,262).....	16-38

1981 (2-3)

8/1.....Atlanta Falcons at Canton (23,921).....	24-10
8/8.....Pittsburgh Steelers (78,610).....	31-35
8/15.....at Buffalo Bills (32,306).....	13-10
8/22.....Buffalo Bills (41,495).....	20-31
8/29.....at Green Bay Packers (56,191).....	18-35

1982 (4-0)

8/14.....at Detroit Lions (54,275).....	17-16
8/19.....Los Angeles Rams (60,794).....	26-23
8/28.....at New Orleans Saints (55,689).....	20-17
9/4.....at Los Angeles Raiders (38,840).....	27-10

1983 (3-1)

8/6.....at Green Bay Packers (41,866).....	21-20
8/13.....at Buffalo Bills (25,886).....	27-10
8/20.....at Denver Broncos (73,244).....	10-19
8/26.....Los Angeles Raiders (61,844).....	20-17

1984 (1-3)

8/4.....Pittsburgh Steelers (47,381).....	14-31
8/13.....at Los Angeles Rams (41,882).....	21-10
8/18.....at Kansas City Chiefs (33,074).....	13-31
8/23.....at Philadelphia Eagles (40,030).....	19-20

1985 (2-2)

8/10.....at San Diego Chargers (42,300).....	7-12
8/17.....Philadelphia Eagles (46,236).....	28-14
8/24.....at Buffalo Bills (23,145).....	31-28
8/30.....Los Angeles Raiders (44,926).....	7-26

1986 (4-0)

8/9.....Buffalo Bills (58,982).....	19-17
8/15.....at Miami Dolphins (50,815).....	17-10
8/23.....at Atlanta Falcons (33,637).....	27-21
8/28.....at Los Angeles Raiders (57,780).....	25-22

1987 (3-1)

8/15.....St. Louis Cardinals (78,650).....	31-16
8/22.....at New York Giants (41,008).....	10-24
8/29.....at Atlanta Falcons (35,960).....	23-3
9/5.....Green Bay Packers at Milwaukee (37,707).....(OT)	30-24

1988 (3-1)

8/6.....Detroit Lions (78,065).....	13-10
8/13.....at Tampa Bay Buccaneers (50,074).....	23-3
8/18.....New York Jets at Montreal (39,112).....	7-11
8/26.....New York Giants (71,129).....	17-13

1989 (1-4)

8/6.....Philadelphia Eagles at London (73,677).....	13-17
8/12.....at Detroit Lions (44,536).....	25-24
8/19.....Pittsburgh Steelers (71,939).....	21-24
8/26.....at Phoenix Cardinals (36,667).....	7-21
9/2.....Tampa Bay Buccaneers (62,486).....	10-27

1990 (1-4)

8/4.....Chicago Bears at Canton (23,952).....	0-13
8/11.....at Green Bay Packers (52,625).....	25-10
8/19.....Minnesota Vikings (60,989).....	20-23
8/25.....Washington Redskins (62,444).....	13-31
9/1.....at New York Giants (33,148).....	10-28

1991 (2-2)

8/5.....Tampa Bay Buccaneers (64,753).....	10-23
8/10.....New York Giants (54,445).....	16-10
8/16.....at Washington Redskins (51,137).....(OT)	24-21
8/23.....at Minnesota Vikings (45,925).....	7-31

1992 (2-2)

8/8.....Atlanta Falcons (59,566).....	7-0
8/15.....at New York Giants (46,788).....	7-16
8/24.....Minnesota Vikings (55,755).....	3-56
8/28.....at Tampa Bay Buccaneers (40,883).....	24-3

1993 (2-2)

8/9.....at Washington Redskins (36,455).....	12-41
8/14.....New England Patriots at Toronto (33,012).....	12-9
8/21.....Los Angeles Rams (51,361).....	21-10
8/27.....at Tampa Bay Buccaneers (45,668).....	20-23

1994 (3-1)

8/6.....at New York Giants (59,684).....	24-15
8/13.....Detroit Lions (47,455).....	16-7
8/19.....Atlanta Falcons (51,602).....	28-7
8/25.....at Indianapolis Colts (39,052).....	7-24

1995 (2-2)

8/6.....New York Giants (45,046).....	13-19
8/14.....Chicago Bears (49,891).....	55-13
8/19.....at Atlanta Falcons (41,813).....	10-19
8/25.....at Arizona Cardinals (40,903).....	31-17

1999 (2-3)

8/9.....Dallas Cowboys at Canton (25,156).....(OT)	20-17
8/14.....at Tampa Bay Buccaneers (63,963).....	3-30
8/21.....Minnesota Vikings (71,398).....	17-24
8/28.....Chicago Bears (72,388).....	35-24
9/2.....at Philadelphia Eagles (64,978).....	17-30

2000 (1-3)

7/30.....Philadelphia Eagles (72,518).....	33-22
8/12.....at Chicago Bears (66,944).....	6-19
8/19.....Washington Redskins (71,818).....	0-24
8/26.....at Green Bay Packers (59,687).....	33-34

2001 (2-2)

8/11.....Green Bay Packers (71,218).....	10-3
8/18.....Tampa Bay Buccaneers (72,018).....	7-6
8/24.....at Washington Redskins (67,014).....	25-27
8/31.....at Carolina Panthers (70,444).....	(OT) 20-23

2002 (2-2)

8/10.....at Minnesota Vikings (63,532).....	27-15
8/17.....Detroit Lions (70,218).....	24-23
8/26.....at Green Bay Packers (62,668).....	20-27
8/30.....Carolina Panthers (68,718).....	19-20

2003 (1-3)

8/9.....at Tennessee Titans (68,809).....	6-10
8/15.....Green Bay Packers (70,348).....	31-38
8/23.....at Detroit Lions (59,333).....	17-38
8/28.....Atlanta Falcons (69,618).....	20-9

2004 (3-1)

8/14.....at Tennessee Titans (68,809).....	3-24
8/21.....Detroit Lions (67,771).....	17-10
8/28.....at Kansas City Chiefs (76,086).....	21-19
9/3.....Chicago Bears (69,393).....	24-10

2005 (3-1)

8/13.....New York Giants (67,429).....	17-14
8/20.....at Detroit Lions (58,371).....	21-13
8/26.....Carolina Panthers (69,512).....	20-23
9/1.....at Chicago Bears (60,346).....	16-6

2006 (2-2)

8/10.....at Philadelphia Eagles (67,249).....	7-20
8/18.....Detroit Lions (68,112).....	20-16
8/26.....at Buffalo Bills (70,989).....	20-17
8/31.....Chicago Bears (69,366).....	7-20

2007 (3-1)

8/11.....Kansas City Chiefs (70,067).....	16-12
8/18.....Detroit Lions (69,761).....	20-23
8/25.....at Denver Broncos (75,361).....	17-16
8/30.....at Chicago Bears (61,917).....	19-9

2008 (0-4)

8/7.....New York Jets (70,668).....	20-24
8/18.....at New York Giants (79,207).....	34-37
8/23.....at Detroit Lions (44,456).....	6-26
8/28.....Chicago Bears (70,880).....	10-16

2009 (2-2)

8/15.....at Green Bay (69,091).....	0-17
8/22.....Detroit Lions (67,154).....	27-10
8/29.....Tennessee Titans (67,400).....	23-17
9/3.....at Chicago Bears (61,583).....	23-26

2010 (2-2)

8/14.....at Green Bay Packers (68,958).....	27-24
8/21.....St. Louis Rams (58,250).....	17-19
8/28.....at Detroit Lions (36,444).....	27-35
9/2.....Chicago Bears (62,299).....	13-10

2011 (1-3)

8/13.....Green Bay Packers (57,077).....	27-17
8/19.....Detroit Lions (56,004).....	28-30
8/25.....at Philadelphia Eagles (69,144).....	14-24
9/1.....at Chicago Bears (59,874).....	14-24

2012 (2-2)

8/10.....at Detroit Lions (58,933).....	19-17
8/16.....at Green Bay Packers (68,201).....	35-10
8/24.....Philadelphia Eagles (54,550).....	10-27
8/30.....Chicago Bears (54,297).....	20-28

2013 (3-1)

8/8.....St. Louis Rams (56,943).....	27-19
8/15.....Detroit Lions (58,313).....	24-6
8/24.....at Indianapolis Colts (65,626).....	6-27
8/29.....at Chicago Bears (59,868).....	18-16

2014 (1-3)

8/9.....at Detroit Lions (51,384).....	12-13
8/18.....at Washington Redskins (69,127).....	23-24
8/23.....St. Louis Rams (61,663).....	14-33
8/28.....Chicago Bears (61,458).....	33-13

2015 (1-3)

8/13.....Washington Redskins (58,073).....	17-20
8/20.....Buffalo Bills (57,975).....	10-11
8/29.....at Tampa Bay Buccaneers (51,521).....	31-7
9/3.....at Chicago Bears (60,699).....	0-24

2016 (0-4)

8/12.....at Green Bay Packers (74,261).....	11-17
8/18.....Atlanta Falcons (58,327).....	13-24
8/26.....at Tampa Bay Buccaneers (46,848).....	13-30
9/1.....Chicago Bears (63,393).....	7-21

2017 (4-0)

8/10.....New Orleans Saints (58,779).....	20-14
8/21.....New York Giants (62,075).....	10-6
8/26.....at Tampa Bay Buccaneers (51,349).....	13-9
8/31.....at Chicago Bears (60,158).....	25-0

2018 (3-1)

8/9.....at New York Giants (68,749).....	20-10
8/17.....Buffalo Bills (61,811).....	17-19
8/23.....Philadelphia Eagles (61,333).....	5-0
8/30.....at Detroit Lions (51,227).....	35-17

2019 (3-1)

8/8.....Washington Redskins (67,431).....	30-10
8/17.....at Indianapolis Colts (63,237).....	21-18
8/23.....at Tampa Bay Buccaneers (44,006).....	12-13
8/29.....Detroit Lions (67,431).....	20-16

2021 (3-0)

8/14.....at Jacksonville Jaguars (57,508)	23-13
8/22.....New York Giants (47,878).....	17-13
8/29.....at Atlanta Falcons (66,122).....	19-10

2022 (1-2)

8/12.....at Jacksonville Jaguars (54,789)	23-13
8/21.....Philadelphia Eagles (67,105).....	20-21
8/27.....Chicago Bears (67,354).....	20-21

2023 (1-2-1)

8/13 New York Jets at Canton (19,020).....	21-16
8/11 Washington Commanders (67,117).....	15-17
8/17at Philadelphia Eagles (69,879).....	18-18
8/26.....at Kansas City (73,516)	32-33

1946: 12-2 (Points: 423-137)

COACH: Paul Brown

1946 USUAL STARTING LINEUPS

OFFENSE

LE 58 Mac Speedie
 LT 40 Jim Daniell, 48 Ernie Blandin
 LG 36 Ed Ulinski
 C 20 Mike Scarry
 RG 32 L. Houston, 30 Bill Willis
 RT 44 Lou Rymkus
 RE 56 D. Lavelli, 50 John Yonakor
 QB 60 Otto Graham
 RB 90 Edgar Jones
 RB 85 Don Greenwood
 FB 76 Marion Motley

DEFENSE

LDE 52 G. Young, 55 John Harrington
 LDT 48 E. Blandin, 40 Jim Daniell
 MG 30 Bill Willis
 RDT 42 C. Adams, 49 Lenny Simonetti
 RDE 50 John Yonakor
 LLB 76 Marion Motley
 MLB 66 Lou Saban
 RLB 20 Mike Scarry
 LCB 85 D. Greenwood, 82 Bill Lund
 RCB 92 Tom Colella
 S 62 Cliff Lewis

RADIO ANNOUNCERS:

Bob Neal, Stan Gee (WGAR 1220 AM)

1ST WESTERN DIVISION

9/6.....Miami Seahawks (60,135) (N)	W	44-0
9/13.....at Chicago Rockets (51,962) (N)	W	20-6
9/22.....at Buffalo Bisons (30,302)	W	28-0
9/29.....New York Yankees (57,084)	W	24- 7
10/6.....Brooklyn Dodgers (43,713)	W	26-7
10/12.....at New York Yankees (34,252) (N).....	W	7-0
10/20.....Los Angeles Dons (71,134)	W	31-14
10/27.....San Francisco 49ers (70,385)	L	20-34
11/3.....at Los Angeles Dons (24,800)	L	16-17
11/10.....at San Francisco 49ers (41,061).....	W	14-7
11/17.....Chicago Rockets (60,457)	W	51-14
11/24.....Buffalo Bisons (37,054)W 42-17		
12/3.....at Miami Seahawks (9,083)	W	34-0
12/8.....at Brooklyn Dodgers (14,600)	W	66-14

CHAMPIONSHIP

12/22.....New York Yankees (40,469)	W	14-9
---	---	------

1947: 12-1-1 (Points: 410-185)

COACH: Paul Brown

1947 USUAL STARTING LINEUPS

OFFENSE

LE 58 Mac Speedie
 LT 42 Chet Adams, 48 Ernie Blandin
 LG 36 Ed Ulinski, 38 Weldon Humble
 C 20 Mike Scarry, 22 Frank Gatski
 RG 32 Lin Houston, 30 Bill Willis
 RT 44 Lou Rymkus
 RE 56 Dante Lavelli
 QB 60 Otto Graham
 RB 99 B. Boedeker, 92 Tom Colella
 RB 85 D. Greenwood, 86 Lew Mayne
 FB 76 Marion Motley

DEFENSE

LDE 52 George Young
 LDT 42 Chet Adams
 MG 30 Bill Willis
 RDT 49 Len Simonetti
 RDE 50 John Yonakor
 LLB 76 Marion Motley
 MLB 72 Lou Saban
 RLB 38 Weldon Humble
 LCB 85 D. Greenwood, 82 Bill Lund
 RCB 92 Tom Colella
 S 62 Cliff Lewis

RADIO ANNOUNCERS:

Bob Neal, Bill Mayer (WGAR 1220 AM)

1ST WESTERN DIVISION

9/5.....Buffalo Bills (63,263) (N)	W	30-14
9/12.....at Brooklyn Dodgers (18,876) (N)W		55-7
9/21.....Baltimore Colts (44,257)....	W	28-0
9/26.....at Chicago Rockets (18,450) (N)W		41-21
10/5.....New York Yankees (80,067)	W	26-17
10/12.....Los Angeles Dons (63,124)	L	10-13
10/19.....Chicago Rockets (35,266)	W	31-28
10/26.....at San Francisco 49ers (54,483)W		14-7
11/2.....at Buffalo Bills (43,167)	W	28-7
11/9.....Brooklyn Dodgers (30,279)	W	13-12
11/16.....San Francisco 49ers (76,504) W		37-14
11/23.....at New York Yankees (70,060) T		28-28
11/27.....at Los Angeles Dons (45,009) W		27-17
12/7.....at Baltimore Colts (20,574)	W	42-0

CHAMPIONSHIP

12/14	at New York Yankees (61,879)W	14-3
-------------	-------------------------------------	------

COMMUNITY
STAFF
PLAYERS
2023 SEASON
HISTORY
RECORDS
GAME DAY

1948: 14-0 (Points: 389-190)

COACH: Paul Brown

1948 USUAL STARTING LINEUPS

OFFENSE

LE 58 Mac Speedie
 LT 46 Lou Groza
 LG 36 Ed Ulinski
 C 22 Frank Gatski
 RG 32 Lin Houston, 34 B. Gaudio
 RT 44 Lou Rymkus
 RE 56 Dante Lavelli
 QB 60 Otto Graham
 RB 90 Edgar Jones
 RB 86 Dub Jones
 FB 76 Marion Motley

DEFENSE

LDE 52 George Young
 LDT 48 Forrest Grigg
 MG 30 Bill Willis
 RDT 42 C. Adams, 49 Len Simonetti
 RDE 50 John Yonakor
 LLB 38 Weldon Humble
 MLB 20 Lou Saban
 RLB 74 Tony Adamle
 LCB 66 Warren Lahr, 92 Tom Colella
 RCB 82 Tommy James
 S 62 Cliff Lewis

RADIO ANNOUNCERS:

Bob Neal, Bill Mayer (WGAR 1220 AM)

TELEVISION ANNOUNCERS:

Bob Neal, Stan Gee (Dumont TV Network)

1ST WESTERN DIVISION

9/3.....Los Angeles Dons (60,193) (N) W19-14
 9/12.....at Buffalo Bills (35,340) W42-13
 9/17.....at Chicago Rockets (30,874) (N)W28-7
 9/26.....Chicago Rockets (37,190) W21-10
 10/5.....at Baltimore Colts (22,359) (N) W14-10
 10/10.....Brooklyn Dodgers (31,187) W30-17
 10/17.....Buffalo Bills (28,054) W31-14
 10/24.....New York Yankees (46,912) W35-7
 11/7.....Baltimore Colts (32,314). W28-7
 11/14.....San Francisco 49ers (82,769) W14-7
 11/21.....at New York Yankees (52,518)W34-21
 11/25.....at Los Angeles Dons (60,031) W31-14
 11/28.....at San Francisco 49ers (59,785)W31-28
 12/5.....at Brooklyn Dodgers (9,821) W31-21
CHAMPIONSHIP
 12/19.....Buffalo Bills (22,981) W49-7

1949: 9-1-2 (Points: 339-171)

COACH: Paul Brown

1949 USUAL STARTING LINEUPS

OFFENSE

LE 58 Mac Speedie
 LT 46 Lou Groza
 LG 36 Ed Ulinski
 C 22 Frank Gatski
 RG 32 Lin Houston, 34 Bob Gaudio
 RT 44 Lou Rymkus
 RE 56 Dante Lavelli
 QB 60 Otto Graham
 RB 90 Edgar Jones, 99 Bill Boedeker
 RB 86 Dub Jones
 FB 76 Marion Motley

DEFENSE

LDE 52 George Young, 53 Bill O'Connor
 LDT 48 Forrest Grigg, 42 D. Palmer
 MG 30 Bill Willis
 RDT 48 Forrest Grigg, 44 Lou Rymkus
 RDE 50 J. Yonakor, 59 Horace Gillom
 LLB 74 Tony Adamle
 MLB 38 Weldon Humble, 35 Alex Agase
 RLB 20 Lou Saban, 23 Tommy Thompson
 LCB 80 Warren Lahr
 RCB 82 Tommy James
 S 62 Cliff Lewis

RADIO ANNOUNCERS:

Bob Neal, Bill Mayer (WGAR 1220 AM)

TELEVISION ANNOUNCERS:

Bob Neal, Bill Mayer (Dumont TV Network)

1ST WESTERN DIVISION

9/5.....at Buffalo Bills (31,839) T28-28
 9/11.....Baltimore Colts (21,621)... W21-0
 9/18.....New York Yankees (26,312) W14-3
 9/25.....at Baltimore Colts (36,837) W28-20
 10/2.....Los Angeles Dons (30,465) W42-7
 10/9.....at San Francisco 49ers (59,720)L28-56
 10/14.....at Los Angeles Dons (27,427)W61-14
 10/30.....San Francisco 49ers (72,189)W30-28
 11/6.....Chicago Hornets (16,506) W35-2
 11/13.....Buffalo Bills (22,511)..... T7-7
 11/20.....at New York Yankees (50,711)W31-0
 11/24.....at Chicago Hornets (5,031) W14-6
PLAYOFF
 12/4.....Buffalo Bills (17,270) W31-21
CHAMPIONSHIP
 12/11.....San Francisco 49ers (22,550) W21-7

ALL-TIME REGULAR SEASON RESULTS

1950 (10-2)

COACH: Paul Brown

1950 USUAL STARTING LINEUPS

OFFENSE		DEFENSE	
LE 58	Mac Speedie	LDE 52	George Young
LT 46	Lou Groza, 42 Derrell Palmer	LDT 48	Forrest Grigg
LG 34	Abe Gibron, 38 Weldon Humble	42	Derrell Palmer
C 22	Frank Gatski	MG 30	Bill Willis
RG 32	Lin Houston	RDT 45	John Kissell
RT 44	Lou Rymkus	RDE 53	Len Ford
RE 56	Dante Lavelli	LLB 74	Tony Adamle
WR 86	Dub Jones	MLB 38	Weldon Humble
QB 60	Otto Graham	35	Alex Agase
RB 90	Rex Bumgardner	RLB 20	Hal Herring
84	Ken Carpenter	LCB 80	Warren Lahr
RB 76	Marion Motley	RCB 82	Tommy James
		S 62	Cliff Lewis, 85 Ken Gorgal

RADIO ANNOUNCERS:

Bob Neal, Don Cordray (WERE 1300 AM)

TELEVISION ANNOUNCERS:

Bob Neal, Bill Mayer (Dumont TV Network)

DATE	RESULT	OPPONENT	ATT
9/16	W, 35-10	at Philadelphia Eagles	71,237
9/24	W, 31-0	at Baltimore Colts	15,201
10/1	L, 0-6	New York Giants	37,647
10/7	W, 30-17	at Pittsburgh Steelers	35,590
10/15	W, 34-24	Chicago Cardinals	33,774
10/22	L, 13-17	at New York Giants	41,734
10/29	W, 45-7	Pittsburgh Steelers	40,714
11/5	W, 10-7	at Chicago Cardinals	38,456
11/12	W, 34-14	San Francisco 49ers	28,786
11/19	W, 20-14	Washington Redskins	21,908
12/3	W, 13-7	Philadelphia Eagles	37,490
12/10	W, 45-21	at Washington Redskins	30,143

PLAYOFFS

12/17	W, 8-3	New York Giants	33,054
-------	--------	-----------------	--------

NFL CHAMPIONSHIP

12/24	W, 30-28	Los Angeles Rams	29,751
-------	----------	------------------	--------

TEAM STATISTICS	BROWNS	OPPONENT
Total First Downs	199	184
Rushing	104	96
Passing	86	71
Penalty	9	17
Total Net Yards	3,937	2,963
Avg. Per Game	328.1	246.9
Total Plays	717	743
Avg. Per Play	5.5	4.0
Net Yards Rushing	2,089	1,573
Avg. Per Game	174.1	131.1
Total Rushes	457	451
Net Yards Passing	1,679	1,390
Avg. Per Game	139.9	115.8
Sacked/Yards Lost	0/305	0/191
Gross Yards	1,984	1,581
Attempts/Completions	260/139	292/121
Completion Pct.	53.5%	41.4%
Had Intercepted	21	31
Punts/Avg.	66/43.2	69/41.5
Net Punting Avg.	66/40.0	69/34.7
Penalties/Yards Lost	104/968	62/554
Fumbles/Ball Lost	26/12	37/24
Touchdowns	38	19
Rushing	20	10
Passing	15	8
Returns	3	1

SCORE BY PERIODS	1ST	2ND	3RD	4TH	OT	TOT
Browns	69	84	57	100	0	310
Opponents	39	35	35	35	0	144

SCORING	RU	PA	ST	DF	PAT	2RU	2PA	FG	SAF	TP
Groza, Lou	0	1	0	0	29/29	0	0	13/19	0	74
Jones, Dub	6	5	0	0	0/0	0	0	0/0	0	66

Graham, Otto	6	0	0	0	0/0	0	0	0/0	0	36
Lavelli, Dante	0	5	0	0	0/0	0	0	0/0	0	30
Motley, Marion	3	1	0	0	0/0	0	0	0/0	0	24
Phelps, Don	2	0	1	0	0/0	0	0	0/0	0	18
Bumgardner, Rex	2	1	0	0	0/0	0	0	0/0	0	18
Lahr, Warren	0	0	0	2	0/0	0	0	0/0	0	12
Grigg, Forrest	0	0	0	0	9/9	0	0	1/2	0	12
Carpenter, Ken	1	0	0	0	0/0	0	0	0/0	0	6
Gillom, Horace	0	1	0	0	0/0	0	0	0/0	0	6
Speedie, Mac	0	1	0	0	0/0	0	0	0/0	0	6
Kissell, John	0	0	0	0	0/0	0	0	0/0	1	2
Browns	20	15	1	2	38/38	0	0	14/21	1	310
Opponents	10	8	1	0	18/19	0	0	4/11	0	144

RUSHING	NO	YDS	AVG	LG	TD
Motley, Marion	140	810*	5.8	69t	3
Jones, Dub	83	384	4.6	61t	6
Bumgardner, Rex	67	231	3.4	26	2
Graham, Otto	55	145	2.6	20	6
Phelps, Don	39	198	5.1	33	2
Carpenter, Ken	35	181	5.2	61t	1
Cole, Emerson	26	105	4.0	16	0
Moselle, Dom	5	39	7.8	15	0
Adamle, Tony	3	8	2.7	3	0
Lewis, Cliff	2	-1	-0.5	2	0
James, Tommy	1	-1	-1.0	-1	0
Humble, Weldon	1	-10	-10.0	-10	0
Browns	457	2,089	4.6	69t	20
Opponents	451	1,573	3.5	48	10

RECEIVING	NO	YDS	AVG	LG	TD
Speedie, Mac	42	548	13.0	45	1
Lavelli, Dante	37	565	15.3	43	5
Jones, Dub	31	458	14.8	80t	5
Motley, Marion	11	151	13.7	41	1
Bumgardner, Rex	9	112	12.4	25t	1
Carpenter, Ken	5	45	9.0	16	0
Gillom, Horace	2	54	27.0	38t	1
Phelps, Don	1	28	28.0	28	0
Groza, Lou	1	23	23.0	23t	1
Browns	139	1,984	14.3	80t	15
Opponents	121	1,581	13.1	64	8

INTERCEPTIONS	NO	YDS	AVG	LG	TD
James, Tommy	9	69	7.7	34	0
Lahr, Warren	8	99	12.4	30t	2
Gorgal, Ken	6	23	3.8	13	0
Martin, Jim	2	15	7.5	14	0
Herring, Hal	2	12	6.0	9	0
Adamle, Tony	1	17	17.0	13	0
Agase, Alex	1	14	14.0	14	0
Phelps, Don	1	9	9.0	9	0
Lewis, Cliff	1	4	4.0	4	0
Browns	31	262	8.5	34	2
Opponents	21	262	12.5	41	0

PUNTING	NO	YDS	AVG	IN20	TB	LG	BLK
Gillom, Horace	66	2,849	43.2	0	5	75	1
Browns	66	2,849	43.2	0	5	75	1
Opponents	69	2,864	41.5	0	6	65	0

PUNT RETURNS	NO	FC	YDS	AVG	LG	TD
Phelps, Don	13	0	174	13.4	54t	1
Moselle, Dom	7	0	126	18.0	48	0
Gorgal, Ken	4	0	83	20.8	33	0
Carpenter, Ken	4	0	58	14.5	27	0
James, Tommy	0	0	15	0.0	0	0
Lewis, Cliff	2	0	13	6.5	8	0
Browns	30	0	469	15.6	54t	1
Opponents	32	0	210	6.6	32	0

KICKOFF RETURNS	NO	YDS	AVG	LG	TD
Phelps, Don	12	325	27.1	61	0
Moselle, Dom	5	107	21.4	29	0
Carpenter, Ken	5	98	19.6	25	0
Adamle, Tony	4	53	13.3	22	0
Gillom, Horace	3	51	17.0	23	0
Cole, Emerson	1	22	22.0	22	0
Martin, Jim	1	14	14.0	14	0
Rymkus, Lou	1	0	0.0	0	0
Browns	32	670	20.9	61	0
Opponents	43	988	23.0	71	0

PASSING	ATT	CMP	YDS	PCT	AV/AT	TD	TD%	INT	INT%	LG	TKLD	RATNG
Graham, Otto	253	137	1,943	54.2	7.68	14	5.5	20	7.9	80t	0/291	64.7
Lewis, Cliff	4	1	38	25.0	9.50	1	25.0	0	0.0	38t	0/14	106.3
Gillom, Horace	1	1	3	100.0	3.00	0	0.0	0	0.0	3	0/0	79.2
Carpenter, Ken	1	0	0	0.0	0.00	0	0.0	1	100.0	0	0/0	0.0
Groza, Lou	1	0	0	0.0	0.00	0	0.0	0	0.0	0	0/0	39.6
Browns	260	139	1,984	53.5	7.63	15	5.8	21	8.1	80t	0/305	64.0
Opponents	292	121	1,581	41.4	5.41	8	2.7	31	10.6	64	0/191	28.7

* Led NFL

1951 (11-1)

COACH: Paul Brown

1951 USUAL STARTING LINEUPS

OFFENSE

LE	58	Mac Speedie
	59	Horace Gillom
LT	46	Lou Groza
LG	34	Abe Gibrón
C	22	Frank Gatski
RG	38	Bob Gaudio
RT	44	Lou Rymkus
RE	56	Dante Lavelli
WR	86	Dub Jones
QB	60	Otto Graham
RB	84	Ken Carpenter
	90	Rex Bumgardner
RB	70	Emerson Cole
	76	Marion Motley

Defense

LDE	52	George Young
LDT	48	Forrest Grigg
	42	Derrell Palmer
MG	30	Bill Willis
RDT	45	John Kissell
RDE	53	Len Ford
LLB	74	Tony Adamle
MLB	35	Alex Agase
RLB	20	Hal Herring
LCB	80	Warren Lahr
RCB	82	Tommy James
S	62	Cliff Lewis

RADIO ANNOUNCERS:

Bob Neal, Phil McLean (WERE 1300 AM)

TELEVISION ANNOUNCERS:

Bob Neal, Bill Mayer (Dumont TV Network)

DATE	RESULT	OPPONENT	ATT
9/30	L, 10-24	at San Francisco 49ers	52,219
10/7	W, 38-23	at Los Angeles Rams	67,186
10/14	W, 45-0	Washington Redskins	33,968
10/21	W, 17-0	Pittsburgh Steelers	32,409
10/27	W, 14-13	New York Giants	56,947
11/4	W, 34-17	at Chicago Cardinals	19,742
11/11	W, 20-17	Philadelphia Eagles	36,571
11/18	W, 10-0	at New York Giants	52,215
11/25	W, 42-21	Chicago Bears	40,969
12/2	W, 49-28	Chicago Cardinals	30,550
12/9	W, 28-0	at Pittsburgh Steelers	24,229
12/16	W, 24-9	at Philadelphia Eagles	16,263

NFL CHAMPIONSHIP

12/23	L, 17-24	at Los Angeles Rams	57,540
-------	----------	---------------------	--------

TEAM STATISTICS	BROWNS	OPPONENT
Total First Downs	203	201
Rushing	92	88
Passing	99	81
Penalty	12	32
Total Net Yards	3,847	3,002
Avg. Per Game	320.6	250.2
Total Plays	702	758
Avg. Per Play	5.5	4.0
Net Yards Rushing	1,708	1,454
Avg. Per Game	142.3	121.2
Total Rushes	415	428
Net Yards Passing	1,902	1,548
Avg. Per Game	158.5	129.0
Sacked/Yards Lost	0/371	0/430
Gross Yards	2,273	1,978
Attempts/Completions	271/151	330/151
Completion Pct.	55.7%	45.8%
Had Intercepted	17	22
Punts/Avg.	73/45.5	69/39.8
Net Punting Avg.	73/40.8	69/36.5
Penalties/Yards Lost	117/1,017	59/505
Fumbles/Ball Lost	25/18	35/29
Touchdowns	43	20
Rushing	20	8
Passing	18	10
Returns	5	2

SCORE BY PERIODS	1ST	2ND	3RD	4TH	OT	TOT
Browns	80	79	100	72	0	— 331
Opponents	34	19	44	55	0	— 152

SCORING	RU	PA	ST	DF	PAT	2RU	2PA	FG	SAF	TP
Groza, Lou	0	0	0	0	43/43	0	0	10/23	0	73
Jones, Dub	7	5	0	0	0/0	0	0	0/0	0	72
Carpenter, Ken	4	2	0	0	0/0	0	0	0/0	0	36
Lavelli, Dante	0	6	0	0	0/0	0	0	0/0	0	36

Graham, Otto	3	0	0	1	0/0	0	0	0/0	0	24
Speedie, Mac	0	3	0	0	0/0	0	0	0/0	0	18
Taseff, Carl	2	0	0	0	0/0	0	0	0/0	0	12
Bumgardner, Rex	1	1	0	0	0/0	0	0	0/0	0	12
Lahr, Warren	0	0	0	2	0/0	0	0	0/0	0	12
Oristaglio, Bob	0	1	0	0	0/0	0	0	0/0	0	6
Young, George	0	0	0	1	0/0	0	0	0/0	0	6
Gillom, Horace	0	0	1	0	0/0	0	0	0/0	0	6
Motley, Marion	1	0	0	0	0/0	0	0	0/0	0	6
Phelps, Don	1	0	0	0	0/0	0	0	0/0	0	6
Cole, Emerson	1	0	0	0	0/0	0	0	0/0	0	6
Browns	20	18	1	4	43/43	0	0	10/23	0	331
Opponents	8	10	2	0	18/20	0	0	4/14	1	152

RUSHING	NO	YDS	AVG	LG	TD
Jones, Dub	104	492	4.7	43t	7
Carpenter, Ken	85	402	4.7	30	4
Motley, Marion	61	273	4.5	26	1
Cole, Emerson	46	252	5.5	23	1
Bumgardner, Rex	45	126	2.8	20	1
Graham, Otto	35	29	0.8	12	3
Phelps, Don	16	65	4.1	16	1
Taseff, Carl	13	49	3.8	15	2
Jagade, Harry	7	30	4.3	22	0
Lewis, Cliff	3	-10	-3.3	1	0
Browns	415	1,708	4.1	43t	20
Opponents	428	1,454	3.4	35	8

RECEIVING	NO	YDS	AVG	LG	TD
Lavelli, Dante	43	586	13.6	47	6
Speedie, Mac	34	589	17.3	51	3
Jones, Dub	30	570	19.0	81t	5
Carpenter, Ken	12	183	15.3	45t	2
Gillom, Horace	11	164	14.9	24	0
Motley, Marion	10	52	5.2	34	0
Bumgardner, Rex	5	61	12.2	19	1
Cole, Emerson	4	30	7.5	17	0
Oristaglio, Bob	1	20	20.0	20t	1
Taseff, Carl	1	18	18.0	18	0
Browns	151	2,273	15.1	81t	18
Opponents	151	1,978	13.1	61	10

INTERCEPTIONS	NO	YDS	AVG	LG	TD
Lahr, Warren	5	95	19.0	29	2
Lewis, Cliff	5	46	9.2	20	0
Shula, Don	4	23	5.8	16	0
Thompson, Tommy	2	23	11.5	17	0
Agase, Alex	2	7	3.5	6	0
James, Tommy	2	1	0.5	1	0
Herring, Hal	1	28	28.0	28	0
Adamle, Tony	1	12	12.0	8	0
Browns	22	235	10.7	29	2
Opponents	17	95	5.6	36	1

PUNTING	NO	YDS	AVG	IN20	TB	LG	BLK
Gillom, Horace	73	3,321	45.5*	0	8	66	0
Browns	73	3,321	45.5	0	8	66	0
Opponents	69	2,746	39.8	0	3	75	1

PUNT RETURNS	NO	FC	YDS	AVG	LG	TD
Carpenter, Ken	14	0	173	12.4	49	0
Lewis, Cliff	14	0	48	3.4	11	0
Taseff, Carl	1	0	6	6.0	6	0
Phelps, Don	1	0	3	3.0	3	0
Browns	30	0	230	7.7	49	0
Opponents	49	0	340	6.9	30	0

KICKOFF RETURNS	NO	YDS	AVG	LG	TD
Carpenter, Ken	9	196	21.8	48	0
Bumgardner, Rex	3	75	25.0	33	0
Phelps, Don	3	66	22.0	25	0
Taseff, Carl	3	56	18.7	20	0
Jagade, Harry	2	36	18.0	19	0
Cole, Emerson	2	28	14.0	20	0
Gillom, Horace	2	25	12.5	15	0
Gaudio, Bob	1	8	8.0	8	0
Shula, Don	1	6	6.0	6	0
Gibrón, Abe	1	0	0.0	0	0
Browns	27	496	18.4	48	0
Opponents	34	763	22.4	41	0

PASSING	ATT	CMP	YDS	PCT	AV/AT	TD	TD%	INT	INT%	LG	TKLD	RATNG
Graham, Otto	265	147	2,205	55.5	8.32	17	6.4	16	6.0	81t	0/371	79.2
Lewis, Cliff	6	4	68	66.7	11.33	1	16.7	1	16.7	20	0/0	104.9
Browns	271	151	2,273	55.7	8.39	18	6.6	17	6.3	81t	0/371	79.5
Opponents	330	151	1,978	45.8	5.99	10	3.0	22	6.7	61	0/430	47.5

* Led NFL

1952 (8-4)

COACH: Paul Brown

1952 USUAL STARTING LINEUPS

Offense

LE	88	Mac Speedie
LT	76	Lou Groza
LG	64	Abe Gibron
C	52	Frank Gatski
RG	62	Lin Houston
	65	Joe Skibinski
RT	78	John Sandusky
RE	83	Darrel Brewster
WR	40	Dub Jones
QB	14	Otto Graham
RB	22	Rex Bumgardner
RB	36	Marion Motley

DEFENSE

LDE	82	George Young
LDT	74	Bob Gain
MG	60	Bill Willis
RDT	72	Derrell Palmer
RDE	80	Len Ford
LLB	34	Walt Michaels
MLB	54	Tommy Thompson
RLB	50	Hal Herring
RCB	42	Tommy James
	44	Don Shula
LCB	24	Warren Lahr
S	15	Bert Rechichar

RADIO ANNOUNCERS:

Ken Coleman, Bob Bousma (WTAM 1100 AM)

TELEVISION ANNOUNCERS:

Don Wattrick, Lou Saban (WXEL-Channel 9)

DATE	RESULT	OPPONENT	ATT
09/28	W, 37-7	Los Angeles Rams	57,832
10/4	W, 21-20	at Pittsburgh Steelers	27,923
10/12	L, 9-17	New York Giants	51,858
10/19	W, 49-7	at Philadelphia Eagles	27,874
10/26	W, 19-15	Washington Redskins	32,496
11/2	L, 6-17	at Detroit Lions	56,029
11/9	W, 28-13	Chicago Cardinals	34,097
11/16	W, 29-28	Pittsburgh Steelers	34,973
11/23	L, 20-28	Philadelphia Eagles	28,948
11/30	W, 48-24	at Washington Redskins	22,679
12/7	W, 10-0	at Chicago Cardinals	24,541
12/14	L, 34-37	at New York Giants	41,610

NFL CHAMPIONSHIP

12/28	L, 7-17	Detroit Lions	50,934
-------	---------	---------------	--------

TEAM STATISTICS	BROWNS	OPPONENT
Total First Downs	228	186
Rushing	105	78
Passing	119	95
Penalty	4	13
Total Net Yards	4,551	3,075
Avg. Per Game	379.3	256.3
Total Plays	786	759
Avg. Per Play	5.8	4.1
Net Yards Rushing	1,784	1,386
Avg. Per Game	148.7	115.5
Total Rushes	391	411
Net Yards Passing	2,566	1,689
Avg. Per Game	213.8	140.8
Sacked/Yards Lost	0/273	0/339
Gross Yards	2,839	2,028
Attempts/Completions	374/184	348/141
Completion Pct.	49.2%	40.5%
Had Intercepted	26	22
Punts/Avg.	61/45.7	84/40.6
Net Punting Avg.	61/40.7	84/35.7
Penalties/Yards Lost	85/744	46/425
Fumbles/Ball Lost	21/11	23/14
Touchdowns	36	29
Rushing	12	11
Passing	22	17
Returns	2	1

SCORE BY PERIODS	1ST	2ND	3RD	4TH	OT	TOT
Browns	81	62	108	59	0	310
Opponents	47	53	42	71	0	213

SCORING	RU	PA	ST	DF	PAT	2RU	2PA	FG	SAF	TP
Groza, Lou	0	0	0	0	32/32	0	0	19/33	0	89
Jones, Dub	2	4	0	0	0/0	0	0	0/0	0	36
Carpenter, Ken	3	1	1	0	0/0	0	0	0/0	0	30
Speedie, Mac	0	5	0	0	0/0	0	0	0/0	0	30
Lavelli, Dante	0	4	0	0	0/0	0	0	0/0	0	24

Graham, Otto	4	0	0	0	0/0	0	0	0/0	0	24
Howard, Sherman	0	3	0	0	0/0	0	0	0/0	0	18
Jagade, Harry	2	1	0	0	0/0	0	0	0/0	0	18
Motley, Marion	1	2	0	0	0/0	0	0	0/0	0	18
Ford, Len	0	0	0	1	0/0	0	0	0/0	0	6
Brewster, Darrel	0	1	0	0	0/0	0	0	0/0	0	6
Gillom, Horace	0	1	0	0	0/0	0	0	0/0	0	6
Gain, Bob	0	0	0	0	3/3	0	0	0/0	0	3
Young, George	0	0	0	0	0/0	0	0	0/0	1	2
Team	0	0	0	0	0/1	0	0	0/0	0	0
Browns	12	22	1	1	35/36	0	0	19/33	1	310
Opponents	11	17	1	0	25/29	0	0	4/11	1	213

RUSHING	NO	YDS	AVG	LG	TD
Motley, Marion	104	444	4.3	59	1
Carpenter, Ken	72	408	5.7	37	3
Jones, Dub	65	270	4.2	35	2
Jagade, Harry	57	373	6.5	30	2
Graham, Otto	39	128	3.3	21	4
Howard, Sherman	34	95	2.8	22	0
Renfro, Ray	10	26	2.6	11	0
Bumgardner, Rex	9	38	4.2	24	0
Ratterman, George	1	2	2.0	2	0
Browns	391	1,784	4.6	59	12
Opponents	411	1,386	3.4	69	11

RECEIVING	NO	YDS	AVG	LG	TD
Speedie, Mac	62*	911	14.7	50	5
Jones, Dub	43	651	15.1	63t	4
Lavelli, Dante	21	336	16.0	41	4
Carpenter, Ken	16	136	8.5	41t	1
Motley, Marion	13	213	16.4	68t	2
Howard, Sherman	11	219	19.9	57t	3
Jagade, Harry	9	203	22.6	47t	1
Brewster, Darrel	4	117	29.3	47t	1
Gillom, Horace	4	45	11.3	21	1
Renfro, Ray	1	8	8.0	8	0
Browns	184	2,839	15.4	68t	22
Opponents	141	2,028	14.4	70t	17

INTERCEPTIONS	NO	YDS	AVG	LG	TD
Rechichar, Bert	6	79	13.2	25	0
Lahr, Warren	5	51	10.2	14	0
James, Tommy	4	40	10.0	18	0
Michaels, Walt	4	26	6.5	7	0
Bumgardner, Rex	2	33	16.5	33	0
Thompson, Tommy	1	21	21.0	21	0
Browns	22	250	11.4	33	0
Opponents	26	389	15.0	46	1

PUNTING	NO	YDS	AVG	IN20	TB	LG	BLK
Gillom, Horace	61	2,787	45.7*	0	6	73	1
Browns	61	2,787	45.7	0	6	73	1
Opponents	84	3,408	40.6	0	3	60	0

PUNT RETURNS	NO	FC	YDS	AVG	LG	TD
Renfro, Ray	22	0	169	7.7	34	0
Carpenter, Ken	10	0	139	13.9	54t	1
Rechichar, Bert	8	0	47	5.9	16	0
Bumgardner, Rex	10	0	35	3.5	10	0
Phelps, Don	5	0	15	3.0	10	0
Skibinski, Joe	0	0	5	0.0	5	0
Browns	55	0	410	7.5	54t	1
Opponents	39	0	307	7.9	38	0

KICKOFF RETURNS	NO	YDS	AVG	LG	TD
Carpenter, Ken	11	234	21.3	40	0
Renfro, Ray	8	130	16.3	26	0
Bumgardner, Rex	5	89	17.8	21	0
Cole, Emerson	4	71	17.8	22	0
Rechichar, Bert	4	70	17.5	19	0
Motley, Marion	3	88	29.3	35	0
Jagade, Harry	3	58	19.3	21	0
Sharkey, Ed	2	24	12.0	15	0
Howard, Sherman	1	22	22.0	22	0
Michaels, Walter	1	16	16.0	16	0
Brewster, Darrel	1	11	11.0	11	0
Gillom, Horace	1	9	9.0	7	0
Skibinski, Joe	1	8	8.0	8	0
Gain, Bob	1	0	0.0	0	0
Gibron, Abe	1	0	0.0	0	0
Browns	47	830	17.7	40	0
Opponents	47	1,107	23.6	43	0

PASSING	ATT	CMP	YDS	PCT	AV/AT	TD	TD%	INT	INT%	LG	TKLD	RATNG
Graham, Otto	364	181	2,816	49.7	7.74	20^	5.5	24	6.6	68t	0/242	66.6
Ratterman, George	6	2	20	33.3	3.33	1	16.7	2	33.3	11t	0/18	43.8
Jones, Dub	2	1	3	50.0	1.50	1	50.0	0	0.0	3t	0/13	95.8
Motley, Marion	2	0	0	0.0	0.00	0	0.0	0	0.0	0	0/0	39.6
Browns	374	184	2,839	49.2	7.59	22	5.9	26	7.0	68t	0/273	65.4
Opponents	348	141	2,028	40.5	5.83	17	4.9	22	6.3	70t	0/339	50.1

* Led NFL

1953 (11-1)

COACH: Paul Brown

1953 USUAL STARTING LINEUPS

OFFENSE

LE	88	Darrel Brewster
LT	76	Lou Groza
LG	64	Abe Gibrón
C	52	Frank Gatski
RG	65	Chuck Noll
RT	78	John Sandusky
RE	86	Dante Lavelli
RHB	40	Dub Jones
	46	Billy Reynolds
QB	14	Otto Graham
FB	32	Harry Jagade
	36	Marion Motley
LHB	20	Ken Carpenter
	26	Ray Renfro

DEFENSE

LDE	83	Doug Atkins
LDT	70	Don Colo
MG	60	Bill Willis
RDT	72	Derrell Palmer
RDE	80	Len Ford
LLB	34	Walt Michaels
RLB	54	Tommy Thompson
LCB	24	Warren Lahr
RCB	42	Tommy James
LS	15	Ken Gorgal
RS	22	Ken Konz

RADIO ANNOUNCERS:

Ken Coleman, Bob Bousma (WTAM 1100 AM)

Television Announcers:

Bill McColgan, John Fitzgerald (WXEL-Channel 9)

DATE	RESULT	OPPONENT	ATT
9/27	W, 27-0	at Green Bay Packers	22,604
10/4	W, 27-7	at Chicago Cardinals	24,374
10/10	W, 37-13	Philadelphia Eagles	45,802
10/18	W, 30-14	at Washington Redskins	33,963
10/25	W, 7-0	at New York Giants	30,773
11/1	W, 27-3	Washington Redskins	47,845
11/8	W, 34-16	Pittsburgh Steelers	35,592
11/15	W, 23-21	San Francisco 49ers	80,698
11/22	W, 20-16	at Pittsburgh Steelers	32,904
11/29	W, 27-16	Chicago Cardinals	24,499
12/6	W, 62-14	New York Giants	40,235
12/13	L, 27-42	at Philadelphia Eagles	38,654

NFL CHAMPIONSHIP

12/27	L 16-17	at Detroit Lions	54,577
-------	---------	------------------	--------

TEAM STATISTICS	BROWNS	OPPONENT
Total First Downs	213	206
Rushing	79	89
Passing	122	101
Penalty	12	16
Total Net Yards	4,534	3,575
Avg. Per Game	377.8	297.9
Total Plays	682	763
Avg. Per Play	6.6	4.7
Net Yards Rushing	1,577	1,560
Avg. Per Game	131.4	130.0
Total Rushes	379	374
Net Yards Passing	2,814	2,015
Avg. Per Game	234.5	167.9
Sacked/Yards Lost	0/245	0/256
Gross Yards	3,059	2,271
Attempts/Completions	303/191	389/164
Completion Pct.	63.0%	42.2%
Had Intercepted	9	25
Punts/Avg.	63/43.8	72/40.8
Net Punting Avg.	63/41.3	72/38.3
Penalties/Yards Lost	86/680	40/335
Fumbles/Ball Lost	27/15	25/16
Touchdowns	40	22
Rushing	20	11
Passing	16	10
Returns	4	1

SCORE BY PERIODS	1ST	2ND	3RD	4TH	OT	TOT
Browns	67	121	61	99	0	348
Opponents	31	45	42	44	0	162

SCORING	RU	PA	ST	DF	PAT	2RU	2PA	FG	SAF	TP
Groza, Lou	0	0	0	0	39/40	0	0	23/26	0	108
Renfro, Ray	4	4	1	0	0/0	0	0	0/0	0	54
Lavelli, Dante	0	6	0	0	0/0	0	0	0/0	0	36
Graham, Otto	6	0	0	0	0/0	0	0	0/0	0	36
Carpenter, Ken	3	2	0	0	0/0	0	0	0/0	0	30

Brewster, Darrell	0	0	0	0/0	0	0	0/0	0	24	
Jagade, Harry	4	0	0	0/0	0	0	0/0	0	24	
Reynolds, Billy	3	0	0	0/0	0	0	0/0	0	18	
Helluin, Frans	0	0	0	1/0/0	0	0	0/0	0	6	
James, Tommy	0	0	0	1/0/0	0	0	0/0	0	6	
Michaels, Walt	0	0	0	1/0/0	0	0	0/0	0	6	
Browns	20	16	1	3	39/40	0	0	23/26	0	348
Opponents	11	10	1	0	20/22	0	0	2/13	2	162

RUSHING	NO	YDS	AVG	LG	TD
Jagade, Harry	86	344	4.0	23	4
Reynolds, Billy	72	313	4.3	16	3
Renfro, Ray	60	352	5.9	58t	4
Carpenter, Ken	46	195	4.2	30	3
Graham, Otto	43	143	3.3	21	6
Motley, Marion	32	161	5.0	34	0
Jones, Dub	31	28	0.9	10	0
Howard, Sherman	7	42	6.0	34	0
Ratterman, George	2	6	3.0	3	0
Gibrón, Abe	0	-7	0.0	0	0
Browns	379	1,577	4.2	58t	20
Opponents	374	1,560	4.2	56	11

RECEIVING	NO	YDS	AVG	LG	TD
Lavelli, Dante	45	783	17.4	55t	6
Renfro, Ray	39	722	18.5	70	4
Brewster, Darrel	32	632	19.8	45	4
Jones, Dub	24	373	15.5	58	0
Jagade, Harry	20	193	9.6	37	0
Reynolds, Billy	9	120	13.3	55	0
Carpenter, Ken	9	109	12.1	32	2
Gillom, Horace	7	80	11.4	23	0
Motley, Marion	6	47	7.8	23	0
Browns	191	3,059	16.0	70	16
Opponents	164	2,271	13.8	77t	10

INTERCEPTIONS	NO	YDS	AVG	LG	TD
Lahr, Warren	5	119	23.8	42	0
James, Tommy	5	21	4.2	11	0
Konz, Ken	5	15	3.0	9	0
Gorgal, Ken	4	25	6.3	19	0
Thompson, Tommy	2	13	6.5	8	0
Michaels, Walt	1	34	34.0	34t	1
Catlin, Tom	1	16	16.0	16	0
Howard, Sherman	1	3	3.0	3	0
Ford, Len	1	0	0.0	0	0
Browns	25	246	9.8	42	1
Opponents	9	94	10.4	28t	1

PUNTING	NO	YDS	AVG	IN20	TB	LG	BLK
Gillom, Horace	63	2,760	43.8	0	4	67	0
Browns	63	2,760	43.8	0	4	67	0
Opponents	72	2,934	40.8	0	5	61	0

PUNT RETURNS	NO	FC	YDS	AVG	LG	TD
Reynolds, Billy	18	0	111	6.2	28	0
Renfro, Ray	17	0	53	3.1	16	0
Jones, Dub	1	0	7	7.0	7	0
Konz, Ken	1	0	4	4.0	4	0
Carpenter, Ken	6	0	0	0.0	0	0
Browns	43	0	175	4.1	28	0
Opponents	35	0	156	4.5	17	0

KICKOFF RETURNS	NO	YDS	AVG	LG	TD
Carpenter, Ken	16	367	22.9	40	0
Reynolds, Billy	4	74	18.5	21	0
Motley, Marion	3	60	20.0	22	0
Michaels, Walt	2	40	20.0	22	0
Steinbrunner, Don	1	23	23.0	23	0
Donaldson, Gene	1	7	7.0	7	0
Howard, Sherman	1	6	6.0	6	0
Noll, Chuck	1	2	2.0	2	0
Young, George	1	0	0.0	0	0
Browns	30	579	19.3	40	0
Opponents	46	1,114	24.2	49	0

PASSING	ATT	CMP	YDS	PCT	AV/AT	TD	TD%	INT	INT%	LG	TKLD	RATNG
Graham, Otto	258	167	2,722*	64.7	10.55	11	4.3	9	3.5	70	0/245	99.7
Ratterman, George	41	23	325	56.1	7.93	4	9.8	0	0.0	45	0/0	114.4
Renfro, Ray	3	1	36	33.3	12.00	1	33.3	0	0.0	36t	0/0	119.4
Jones, Dub	1	0	0	0.0	0.00	0	0.0	0	0.0	0	0/0	39.6
Browns	303	191	3,083	63.0	10.17	16	5.3	9	3.0	70	0/245	102.2
Opponents	389	164	2,271	42.2	5.84	10	2.6	25	6.4	77t	0/256	43.3

* Led NFL

1954 (9-3)

COACH: Paul Brown

1954 USUAL STARTING LINEUPS

OFFENSE

LE	88	Darrel Brewster
LT	76	Lou Groza
LG	64	Abe Gibron
C	52	Frank Gatski
RG	60	H. Bradley, 65 C. Noll
RT	78	John Sandusky
RE	86	Dante Lavelli
WR	26	Ray Renfro, 44 Chet Hanulak
QB	14	Otto Graham
RB	46	Billy Reynolds, 40 Dub Jones
RB	30	Maurice Bassett
	32	Fred Morrison

DEFENSE

LDE	82	Carlton Massey
LDT	72	John Kissell
MG	74	Mike McCormack
RDT	70	Don Colo
RDE	80	Len Ford
LLB	50	Tom Catlin
RLB	34	Walt Michaels
LCB	24	Warren Lahr
RCB	20	Don Paul
LS	15	Ken Gorgal
	22	Ken Konz
RS	42	Tommy James

RADIO ANNOUNCERS:

Bill McColgan, Bill Mayer (WGAR 1220 AM)

TELEVISION ANNOUNCERS:

Ken Coleman (WJW-Channel 8)

DATE	RESULT	OPPONENT	ATT
9/26	L, 10-28	at Philadelphia Eagles	26,546
10/10	W, 31-7	Chicago Cardinals	24,101
10/17	L, 27-55	at Pittsburgh Steelers	33,262
10/24	W, 35-3	at Chicago Cardinals	23,823
10/31	W, 24-14	New York Giants	30,448
11/7	W, 62-3	Washington Redskins	25,158
11/14	W, 39-10	at Chicago Bears	48,773
11/21	W, 6-0	Philadelphia Eagles	41,537
11/28	W, 16-7	at New York Giants	45,936
12/5	W, 34-14	at Washington Redskins	21,761
12/12	W, 42-7	Pittsburgh Steelers	28,064
12/19	L, 10-14	Detroit Lions	34,168

NFL CHAMPIONSHIP

12/26	W, 56-10	Detroit Lions	43,827
-------	----------	---------------	--------

TEAM STATISTICS	BROWNS	OPPONENT
Total First Downs	238	147
Rushing	113	56
Passing	112	73
Penalty	13	18
Total Net Yards	4,238	2,658
Avg. Per Game	353.2	221.5
Total Plays	771	672
Avg. Per Play	5.5	4.0
Net Yards Rushing	1,793	1,050
Avg. Per Game	149.4	87.5
Total Rushes	476	372
Net Yards Passing	2,331	1,608
Avg. Per Game	194.3	134.0
Sacked/Yards Lost	0/226	0/176
Gross Yards	2,557	1,784
Attempts/Completions	295/174	300/126
Completion Pct.	59.0%	42.0%
Had Intercepted	22	23
Punts/Avg.	52/42.9	84/40.1
Net Punting Avg.	52/40.4	84/36.3
Penalties/Yards Lost	83/796	58/608
Fumbles/Ball Lost	25/17	26/19
Touchdowns	41	22
Rushing	23	4
Passing	14	15
Returns	4	3

SCORE BY PERIODS	1ST	2ND	3RD	4TH	OT	TOT
Browns	92	95	88	61	0	336
Opponents	17	54	42	49	0	162

SCORING	RU	PA	ST	DF	PAT	2RU	2PA	FG	SAF	TP
Groza, Lou	0	0	0	0	37/38	0	0	16/24	0	85
Graham, Otto	8	0	0	0	0/0	0	0	0/0	0	48
Lavelli, Dante	0	7	0	0	0/0	0	0	0/0	0	42
Bassett, M.	6	0	0	0	0/0	0	0	0/0	0	36
Brewster, D.	0	4	0	0	0/0	0	0	0/0	0	24

Hanulak, Chet	4	0	0	0	0/0	0	0	0/0	0	24
Konz, Ken	0	0	0	2	3/3	0	0	0/0	0	15
Jones, Dub	0	2	0	0	0/0	0	0	0/0	0	12
Reynolds, Billy	2	0	0	0	0/0	0	0	0/0	0	12
Morrison, Fred	2	0	0	0	0/0	0	0	0/0	0	12
Renfro, Ray	0	1	0	0	0/0	0	0	0/0	0	6
Lahr, Warren	0	0	0	1	0/0	0	0	0/0	0	6
Ratterman, George	1	0	0	0	0/0	0	0	0/0	0	6
Gorgal, Ken	0	0	0	1	0/0	0	0	0/0	0	6
Ford, Len	0	0	0	0	0/0	0	0	0/0	1	2
Browns	23	14	0	4	40/41	0	0	16/24	1	336
Opponents	4	15	3	0	21/22	0	0	3/9	0	162

RUSHING	NO	YDS	AVG	LG	TD
Bassett, Maurice	144	588	4.1	22	6
Reynolds, Billy	64	180	2.8	33	2
Graham, Otto	63	114	1.8	14	8
Hanulak, Chet	59	296	5.0	24	4
Morrison, Fred	54	234	4.3	26	2
Jones, Dub	51	231	4.5	24	0
Renfro, Ray	29	151	5.2	35	0
Ratterman, George	8	-13	-1.6	2	1
Lahr, Warren	3	18	6.0	14	0
James, Tommy	1	-6	-6.0	-6	0
Browns	476	1,793	3.8	35	23
Opponents	372	1,050	2.8	47	4

RECEIVING	NO	YDS	AVG	LG	TD
Lavelli, Dante	47	802	17.1	64	7
Brewster, Darrel	42	676	16.1	57	4
Bassett, Maurice	20	205	10.3	33	0
Jones, Dub	19	347	18.3	48t	2
Renfro, Ray	13	228	17.5	64t	1
Morrison, Fred	12	81	6.8	16	0
Reynolds, Billy	10	76	7.6	22	0
Hanulak, Chet	6	80	13.3	22	0
Gillom, Horace	5	62	12.4	24	0
Browns	174	2,557	14.7	64t	14
Opponents	126	1,784	14.2	83t	15

INTERCEPTIONS	NO	YDS	AVG	LG	TD
Konz, Ken	7	133	19.0	54t	2
Lahr, Warren	5	44	8.8	27t	1
James, Tommy	4	57	14.3	36	0
Paul, Don	3	42	14.0	23	0
Gorgal, Ken	1	53	53.0	53t	1
Michaels, Walt	1	20	20.0	20	0
McCormack, Mike	1	14	14.0	14	0
Catlin, Tom	1	6	6.0	6	0
Browns	23	369	16.0	54t	4
Opponents	22	368	16.7	81t	2

PUNTING	NO	YDS	AVG	IN20	TB	LG	BLK
Gillom, Horace	52	2,230	42.9	0	4	80	0
Browns	52	2,230	42.9	0	4	80	0
Opponents	84	3,371	40.1	0	2	70	0

PUNT RETURNS	NO	FC	YDS	AVG	LG	TD
Reynolds, Billy	25	0	138	5.5	39	0
Hanulak, Chet	27	0	92	3.4	43	0
Paul, Don	1	0	57	57.0	57	0
Konz, Ken	7	0	37	5.3	13	0
Gorgal, Ken	1	0	0	0.0	0	0
Browns	61	0	324	5.3	57	0
Opponents	38	0	128	3.4	48t	1

KICKOFF RETURNS	NO	YDS	AVG	LG	TD
Reynolds, Billy	14	413	29.5*	51	0
Hanulak, Chet	9	213	23.7	30	0
Konz, Ken	2	53	26.5	28	0
Paul, Don	1	31	31.0	31	0
Renfro, Ray	1	24	24.0	24	0
Bassett, Maurice	1	20	20.0	20	0
Gorgal, Ken	1	11	11.0	11	0
Massey, Carlton	1	10	10.0	10	0
Morrison, Fred	1	8	8.0	8	0
Browns	31	783	25.3	51	0
Opponents	51	1,064	20.9	50	0

PASSING	ATT	CMP	YDS	PCT	AV/AT	TD	TD%	INT	INT%	LG	TKLD	RATNG
Graham, Otto	240	142	2,092	59.2	8.72	11	4.6	17	7.1	64t	0/197	73.5
Ratterman, George	53	32	465	60.4	8.77	3	5.7	3	5.7	48t	0/18	84.2
Renfro, Ray	1	0	0	0.0	0.00	0	0.0	1	100.0	0	0/0	0.0
Lahr, Warren	1	0	0	0.0	0.00	0	0.0	1	100.0	0	0/0	0.0
Jones, Dub	0	0	0	0.0	0.00	0	0.0	0	0.0	0	0/11	39.6
Browns	295	174	2,557	59.0	8.67	14	4.7	22	7.5	64t	0/226	72.1
Opponents	300	126	1,784	42.0	5.95	15	5.0	23	7.7	83t	0/176	46.6

* Led NFL

1955 (9-2-1)

COACH: Paul Brown

1955 USUAL STARTING LINEUPS

OFFENSE

LE	88	Darrel Brewster
LT	76	Lou Groza
LG	64	Abe Gibron
C	52	Frank Gatski
RG	60	Harold Bradley
RT	74	Mike McCormack
RE	86	Dante Lavelli
WR	26	Ray Renfro
QB	14	Otto Graham
RB	32	Fred Morrison, 40 Dub Jones
RB	36	Ed Modzelewski
	30	Maurice Bassett

DEFENSE

LDE	82	Carlton Massey
LDT	72	John Kissell
MG	79	Bob Gain
RDT	70	Don Colo
RDE	80	Len Ford
LLB	65	Chuck Noll
RLB	34	Walt Michaels
LCB	24	Warren Lahr
RCB	20	Don Paul
LS	22	Ken Konz
RS	42	Tommy James

RADIO ANNOUNCERS:

Bill McColgan, Jim Graner (WTAM 1100 AM)

TELEVISION ANNOUNCERS:

Ken Coleman (WJW-Channel 8)

DATE	RESULT	OPPONENT	ATT
9/25	L, 17-27	Washington Redskins	30,041
10/2	W, 38-3	at San Francisco 49ers	46,150
10/9	W, 21-17	Philadelphia Eagles	43,974
10/16	W, 24-14	at Washington Redskins	29,168
10/23	W, 41-10	Green Bay Packers	51,482
10/30	W, 26-20	at Chicago Cardinals	29,471
11/6	W, 24-14	New York Giants	46,524
11/13	L, 17-33	at Philadelphia Eagles	39,303
11/20	W, 41-14	Pittsburgh Steelers	53,509
11/27	T, 35-35	at New York Giants	45,699
12/4	W, 30-7	at Pittsburgh Steelers	31,101
12/11	W, 35-24	Chicago Cardinals	25,914

NFL CHAMPIONSHIP

12/26	W, 38-14	at Los Angeles Rams	87,695
-------	----------	---------------------	--------

TEAM STATISTICS

	BROWNS	OPPONENT
Total First Downs	224	171
Rushing	111	65
Passing	98	83
Penalty	15	23
Total Net Yards	3,978	2,841
Avg. Per Game	331.5	236.8
Total Plays	768	674
Avg. Per Play	5.2	4.2
Net Yards Rushing	2,020	1,189
Avg. Per Game	168.3	99.1
Total Rushes	536	351
Net Yards Passing	1,950	1,652
Avg. Per Game	162.5	137.7
Sacked/Yards Lost	0/275	0/123
Gross Yards	2,225	1,775
Attempts/Completions	234/130	323/126
Completion Pct.	55.6%	39.0%
Had Intercepted	11	25
Punts/Avg.	58/41.2	71/39.2
Net Punting Avg.	58/38.0	71/34.4
Penalties/Yards Lost	64/603	58/560
Fumbles/Ball Lost	27/17	21/15
Touchdowns	45	29
Rushing	20	9
Passing	21	15
Returns	4	5

SCORE BY PERIODS

	1ST	2ND	3RD	4TH	OT	TOT
Browns	72	96	91	90	0	— 349
Opponents	46	67	39	66	0	— 218

SCORING

	RU	PA	ST	DF	PAT	2RU	2PA	FG	SAF	TP
Groza, Lou	0	0	0	0	44/45	0	0	11/22	0	77
Modzelewski, Ed	6	2	0	0	0/0	0	0	0/0	0	48
Renfro, Ray	0	8	0	0	0/0	0	0	0/0	0	48
Brewster, Daniel	0	6	0	0	0/0	0	0	0/0	0	36
Graham, Otto	6	0	0	0	0/0	0	0	0/0	0	36

Lavelli, Dante	0	4	0	0	0/0	0	0	0/0	0	24
Bassett, Maurice	3	0	0	0	0/0	0	0	0/0	0	18
Morrison, Fred	3	0	0	0	0/0	0	0	0/0	0	18
Noll, Chuck	0	0	0	1	0/0	0	0	0/0	1	8
Jones, Dub	0	1	0	0	0/0	0	0	0/0	0	6
Smith, Robert	1	0	0	0	0/0	0	0	0/0	0	6
Konz, Ken	0	0	0	1	0/0	0	0	0/0	0	6
Paul, Don	0	0	1	0	0/0	0	0	0/0	0	6
Ratterman, George	1	0	0	0	0/0	0	0	0/0	0	6
Michaels, Walt	0	0	0	1	0/0	0	0	0/0	0	6
Browns	20	21	1	3	44/45	0	0	11/22	1	349
Opponents	9	15	5	0	23/29	0	0	7/15	0	218

RUSHING

	NO	YDS	AVG	LG	TD
Modzelewski, Ed	185	619	3.3	25	6
Morrison, Fred	156	824	5.3	56	3
Graham, Otto	68	141	2.1	36	6
Bassett, Maurice	38	174	4.6	30t	3
Smith, Robert	37	142	3.8	31t	1
Renfro, Ray	29	90	3.1	14	0
Jones, Dub	10	44	4.4	13	0
Ratterman, George	6	8	1.3	10	1
Petitbon, John	3	10	3.3	7	0
Ford, Henry	2	1	0.5	1	0
James, Tommy	1	2	2.0	2	0
Gillom, Horace	1	-15	-15.0	-15	0
Browns	536	2,040	3.8	56	20
Opponents	351	1,189	3.4	38	9

RECEIVING

	NO	YDS	AVG	LG	TD
Brewster, Darrel	34	622	18.3	41t	6
Lavelli, Dante	31	492	15.9	49	4
Renfro, Ray	29	603	20.8	61t	8
Modzelewski, Ed	13	113	8.7	28t	2
Morrison, Fred	9	185	20.6	49	0
Bassett, Maurice	9	83	9.2	25	0
Jones, Dub	3	115	38.3	46	1
Smith, Robert	2	12	6.0	10	0
Browns	130	2,225	17.1	61t	21
Opponents	126	1,775	14.1	71t	15

INTERCEPTIONS

	NO	YDS	AVG	LG	TD
Noll, Chuck	5	74	14.8	24	1
Lahr, Warren	5	52	10.4	24	0
Konz, Ken	5	32	6.4	15t	1
Paul, Don	4	49	12.3	19	0
James, Tommy	2	20	10.0	16	0
Petitbon, John	2	11	5.5	7	0
Michaels, Walt	1	25	25.0	25t	1
Massey, Carlton	1	24	24.0	24	0
Browns	25	287	11.5	25t	3
Opponents	11	181	16.5	40t	1

PUNTING

	NO	YDS	AVG	IN20	TB	LG	BLK
Gillom, Horace	58	2,389	41.2	0	6	56	3
Browns	58	2,389	41.2	0	6	56	3
Opponents	71	2,781	39.2	0	2	63	1

PUNT RETURNS

	NO	FC	YDS	AVG	LG	TD
Paul, Don	19	0	148	7.8	60t	1
Konz, Ken	17	0	138	8.1	42	0
White, Bob	2	0	28	14.0	28	0
Ford, Henry	4	0	15	3.8	7	0
Smith, Robert	1	0	5	5.0	5	0
Renfro, Ray	1	0	3	3.0	3	0
Browns	44	0	337	7.7	60t	1
Opponents	37	0	186	5.0	78t	1

KICKOFF RETURNS

	NO	YDS	AVG	LG	TD
Smith, Robert	13	320	24.6	47	0
White, Bob	10	258	25.8	44	0
Bassett, Maurice	7	151	21.6	31	0
Paul, Don	5	109	21.8	26	0
Konz, Ken	3	66	22.0	23	0
Michaels, Walt	3	45	15.0	27	0
Browns	41	949	23.1	47	0
Opponents	50	1,220	24.4	100t	1

PASSING	ATT	CMP	YDS	PCT	AV/AT	TD	TD%	INT	INT%	LG	TKLD	RATNG
Graham, Otto	185	98	1,721*	53.0	9.30	15	8.1	8	4.3	61t	0/241	94.0
Ratterman, George	47	32	504	68.1	10.72	6	12.8	3	6.4	35	0/34	116.5
Renfro, Ray	2	0	0	0.0	0.00	0	0.0	0	0.0	0	0/0	39.6
Browns	234	130	2,225	55.6	9.51	21	9.0	11	4.7	61t	0/275	98.3
Opponents	323	126	1,775	39.0	5.50	15	4.6	25	7.7	71t	0/123	40.7

* Led NFL

1956 (5-7)

COACH: Paul Brown

1956 USUAL STARTING LINEUPS

OFFENSE

LE	88	Darrel Brewster
LT	76	Lou Groza
LG	64	Abe Gibron
C	52	Frank Gatski
RG	62	Herschel Forester
	60	Harold Bradley
RT	74	Mike McCormack
RE	86	Dante Lavelli
WR	26	Ray Renfro
QB	16	George Ratterman
	18	Vito Parilli
RB	32	Fred Morrison
	40	Preston Carpenter
RB	36	Ed Modzelewski
	30	Maurice Bassett

DEFENSE

LDE	82	Carlton Massey
	79	Bob Gain
LDT	72	John Kissell
RDT	79	Bob Gain
	70	Don Colo
RDE	80	Len Ford
LLB	65	Chuck Noll
MLB	34	Walt Michaels
RLB	35	Galen Fiss
	34	Walt Michaels
LCB	24	Warren Lahr
RCB	20	Don Paul
LS	22	Ken Konz
RS	44	John Petitbon

RADIO ANNOUNCERS:

Bill McColgan, Jim Graner (WGAR 1220 AM)

TELEVISION ANNOUNCERS:

Ken Coleman, Otto Graham (WJW-Channel 8)

DATE	RESULT	OPPONENT	ATT
9/30	L, 7-9	at Chicago Cardinals	20,966
10/6	W, 14-10	at Pittsburgh Steelers	35,398
10/14	L, 9-21	New York Giants	60,042
10/21	L, 9-20	at Washington Redskins	23,332
10/28	L, 16-24	Pittsburgh Steelers	50,358
11/4	W, 24-7	at Green Bay Packers	28,590
11/11	L, 7-21	Baltimore Colts	42,404
11/18	W, 16-0	at Philadelphia Eagles	25,894
11/25	L, 17-20	Washington Redskins	22,878
12/2	W, 17-14	Philadelphia Eagles	20,645
12/9	W, 24-7	at New York Giants	27,707
12/16	L, 7-24	Chicago Cardinals	25,312

TEAM STATISTICS	BROWNS	OPPONENT
Total First Downs	173	188
Rushing	94	108
Passing	63	62
Penalty	16	18
Total Net Yards	3,310	3,135
Avg. Per Game	275.8	261.3
Total Plays	744	689
Avg. Per Play	4.4	4.6
Net Yards Rushing	1,817	2,032
Avg. Per Game	151.4	169.3
Total Rushes	466	463
Net Yards Passing	1,175	1,103
Avg. Per Game	97.9	91.9
Sacked/Yards Lost	0/183	0/112
Gross Yards	1,358	1,215
Attempts/Completions	202/105	226/107
Completion Pct.	52.0%	47.3%
Had Intercepted	18	18
Punts/Avg.	50/41.9	59/40.7
Net Punting Avg.	50/39.2	59/35.3
Penalties/Yards Lost	52/457	61/529
Fumbles/Ball Lost	18/12	11/8
Touchdowns	19	21
Rushing	8	13
Passing	8	7
Returns	3	1

SCORE BY PERIODS	1ST	2ND	3RD	4TH	OT	TOT
Browns	65	54	14	34	0	167
Opponents	24	69	30	54	0	177

SCORING	RU	PA	ST	DF	PAT	2RU	2PA	FG	SAF	TP
Groza, Lou	0	0	0	0	18/18	0	0	11/20	0	51
Renfro, Ray	0	4	0	0	0/0	0	0	0/0	0	24
Morrison, Fred	1	1	0	0	0/0	0	0	0/0	0	12
Modzelewski, Ed2	0	0	0	0	0/0	0	0	0/0	0	12
Bassett, Maurice1	1	0	0	0	0/0	0	0	0/0	0	12
O'Connell, Tom 2	0	0	0	0	0/0	0	0	0/0	0	12

PASSING	ATT	CMP	YDS	PCT	AV/AT	TD	TD%	INT	INT%	LG	TKLD	RATNG
O'Connell, Tom	96	42	551	43.8	5.74	4	4.2	8	8.3	62	0/41	41.6
Parilli, Vito	49	24	409	49.0	8.35	3	6.1	7	14.3	68t	0/63	58.5
Ratterman, George	57	39	398	68.4	6.98	1	1.8	3	5.3	46t	0/79	72.1
Browns	202	105	1,358	52.0	6.72	8	4.0	18	8.9	68t	0/183	49.5
Opponents	226	107	1,215	47.3	5.38	7	3.1	18	8.0	75t	0/112	41.1

Ratterman, George1	0	0	0	0/0	0	0	0/0	0	6	
Paul, Don	0	0	1	0/0	0	0	0/0	0	6	
Konz, Ken	0	0	1	0	0/0	0	0	0/0	6	
Kinard, Billy	1	0	0	0/0	0	0	0/0	0	6	
Noll, Chuck	0	0	1	0/0	0	0	0/0	0	6	
Lavelli, Dante	0	1	0	0	0/0	0	0	0/0	6	
Brewster, Darrel0	1	0	0	0/0	0	0	0/0	0	6	
Wren, Junior	0	0	0	0/0	0	0	0/0	1	2	
Team	0	0	0	0	0/1	0	0	0/0	0	
Browns	8	8	1	2	18/19	0	0	11/20	1	167
Opponents	13	7	1	0	21/21	0	0	10/18	0	177

RUSHING	NO	YDS	AVG	LG	TD
Carpenter, Preston	188	756	4.0	30	0
Modzelewski, Ed	96	413	4.3	23	2
Morrison, Fred	83	340	4.1	41	1
Bassett, Maurice	41	129	3.1	12	1
O'Connell, Tom	24	40	1.7	11	2
Parilli, Vito	18	65	3.6	19	0
Ratterman, George	7	9	1.3	5	1
Renfro, Ray	4	24	6.0	10	0
Smith, Jim Ray	2	10	5.0	7	0
Quinlan, Volney	2	4	2.0	3	0
Kinard, Billy	1	27	27.0	27t	1
Browns	466	1,817	3.9	41	8
Opponents	463	2,032	4.4	70t	13

RECEIVING	NO	YDS	AVG	LG	TD
Brewster, Darrel	28	417	14.9	41	1
Lavelli, Dante	20	344	17.2	68t	1
Renfro, Ray	17	325	19.1	46t	4
Carpenter, Preston	16	124	7.8	34	0
Modzelewski, Ed	10	27	2.7	6	0
Morrison, Fred	6	29	4.8	10	1
Quinlan, Volney	4	63	15.8	31	0
Bassett, Maurice	4	29	7.3	31t	1
Browns	105	1,358	12.9	68t	8
Opponents	107	1,215	11.4	75t	7

INTERCEPTIONS	NO	YDS	AVG	LG	TD
Paul, Don	7	190	27.1	42	1
Konz, Ken	4	34	8.5	28	0
Lahr, Warren	3	33	11.0	18	0
Noll, Chuck	1	13	13.0	13	0
Fiss, Galen	1	4	4.0	4	0
Colo, Don	1	0	0.0	0	0
Wren, Junior	1	0	0.0	0	0
Browns	18	274	15.2	42	1
Opponents	18	279	15.5	38	0

PUNTING	NO	YDS	AVG	IN20	TB	LG	BLK
Morrison, Fred	38	1,561	41.1	0	7	70	0
Gillom, Horace	12	536	44.7	0	0	53	0
Browns	50	2,097	41.9	0	7	70	0
Opponents	59	2,400	40.7	0	4	57	0

PUNT RETURNS	NO	FC	YDS	AVG	LG	TD
Konz, Ken	13	0	187	14.4*	65t	1
Paul, Don	17	0	103	6.1	17	0
Carpenter, Preston	1	0	18	18.0	18	0
Quinlan, Volney	10	0	9	0.9	5	0
Browns	41	0	317	7.7	65t	1
Opponents	26	0	137	5.3	31	0

KICKOFF RETURNS	NO	YDS	AVG	LG	TD
Carpenter, Preston	15	381	25.4	42	0
Quinlan, Volney	9	219	24.3	50	0
Kinard, Billy	7	196	28.0	56	0
Morrison, Fred	1	17	17.0	17	0
Smith, Jim Ray	1	14	14.0	14	0
Weber, Charles	1	3	3.0	3	0
Browns	34	830	24.4	56	0
Opponents	33	819	24.8	57	0

* Led NFL

1957 (9-2-1)

COACH: Paul Brown

1957 USUAL STARTING LINEUPS

OFFENSE

LE	88	Darrel Brewster
LT	76	Lou Groza
LG	62	Herschel Forester
	64	J. R. Smith
C	56	Art Hunter
RG	60	H. Bradley, 63 F. Robinson
RT	74	Mike McCormack
RE	40	Preston Carpenter
WR	26	Ray Renfro
QB	15	Tommy O'Connell, 16 Milt Plum
RB	48	Milt Campbell, 30 Lew Carpenter
RB	32	Jim Brown

DEFENSE

LDE	84	Bill Quinlan
LDT	79	Bob Gain
RDT	70	Don Colo
RDE	80	Len Ford
LLB	65	Chuck Noll
MLB	50	Vince Costello
RLB	34	Walt Michaels
LCB	24	Warren Lahr
RCB	20	Don Paul
LS	22	Ken Konz
RS	42	Junior Wren

RADIO ANNOUNCERS:

Bill McColgan, Jim Graner (WGAR 1220 AM)

TELEVISION ANNOUNCERS:

Ken Coleman, Jimmy Dudley (WJW-Channel 8)

DATE	RESULT	OPPONENT	ATT
9/29	W, 6-3	New York Giants	58,095
10/5	W, 23-12	at Pittsburgh Steelers	35,570
10/13	W, 24-7	Philadelphia Eagles	53,493
10/20	L, 7-17	at Philadelphia Eagles	22,443
10/27	W, 17-7	at Chicago Cardinals	26,341
11/3	W, 21-17	Washington Redskins	52,936
11/10	W, 24-0	Pittsburgh Steelers	53,709
11/17	T, 30-30	at Washington Redskins	27,722
11/24	W, 45-31	Los Angeles Rams	65,407
12/1	W, 31-0	Chicago Cardinals	40,525
12/8	L, 7-20	at Detroit Lions	55,814
12/15	W, 34-28	at New York Giants	54,294

NFL CHAMPIONSHIP

12/29	L, 14-59	at Detroit Lions	55,263
-------	----------	------------------	--------

TEAM STATISTICS	BROWNS	OPPONENT
Total First Downs	180	164
Rushing	93	79
Passing	76	66
Penalty	11	19
Total Net Yards	3,670	2,802
Avg. Per Game	305.8	233.5
Total Plays	696	638
Avg. Per Play	5.3	4.4
Net Yards Rushing	1,958	1,502
Avg. Per Game	163.2	125.2
Total Rushes	501	396
Net Yards Passing	1,712	1,300
Avg. Per Game	142.7	108.3
Sacked/Yards Lost	0/161	0/211
Gross Yards	1,873	1,511
Attempts/Completions	195/108	242/105
Completion Pct.	55.4%	43.4%
Had Intercepted	14	19
Punts/Avg.	61/39.3	72/41.8
Net Punting Avg.	61/34.1	72/38.5
Penalties/Yards Lost	66/597	42/412
Fumbles/Ball Lost	19/10	20/12
Touchdowns	32	22
Rushing	19	11
Passing	12	8
Returns	1	3

SCORE BY PERIODS	1ST	2ND	3RD	4TH	OT	TOT
Browns	54	60	76	79	0	— 269
Opponents	27	57	30	58	0	— 172

SCORING	RU	PA	ST	DF	PAT	2RU	2PA	FG	SAF	TP
Groza, Lou	0	0	0	0	32/32	0	0	15/22	0	77*
Brown, Jim	9	1	0	0	0/0	0	0	0/0	0	60
Renfro, Ray	0	6	0	0	0/0	0	0	0/0	0	36
Carpenter, Lew	4	0	0	0	0/0	0	0	0/0	0	24
Hanulak, Chet	3	0	0	0	0/0	0	0	0/0	0	18
Carpenter, Preston	1	2	0	0	0/0	0	0	0/0	0	18

PASSING	ATT	CMP	YDS	PCT	AV/AT	TD	TD%	INT	INT%	LG	TKLD	RATNG
O'Connell, Tom	110	63	1,229*	57.3	11.17	9	8.2	8	7.3	65t	0/56	93.3
Plum, Milt	76	41	590	53.9	7.76	2	2.6	5	6.6	58t	0/85	60.7
Hanulak, Chet	2	1	32	50.0	16.00	1	50.0	0	0.0	32t	0/0	135.4
Borton, John	6	3	22	50.0	3.67	0	0.0	1	16.7	8	0/20	19.4
Campbell, Milton	1	0	0	0.0	0.00	0	0.0	0	0.0	0	0/0	39.6
Browns	195	108	1,873	55.4	9.61	12	6.2	14	7.2	65t	0/161	78.9
Opponents	242	105	1,511	43.4	6.24	8	3.3	19	7.9	63	0/211	42.6

Brewster, Darrel	0	2	0	0	0/0	0	0	0/0	0	12
Campbell, Milt	0	1	0	0	0/0	0	0	0/0	0	6
Reynolds, Billy	1	0	0	0	0/0	0	0	0/0	0	6
Paul, Don	0	0	0	1	0/0	0	0	0/0	0	6
O'Connell, Tom	1	0	0	0	0/0	0	0	0/0	0	6
Browns	19	12	0	1	32/32	0	0	15/22	0	269
Opponents	11	8	3	0	19/22	0	0	7/14	0	172

RUSHING	NO	YDS	AVG	LG	TD
Brown, Jim	202	942*	4.7	69t	9
Hanulak, Chet	125	375	3.0	64t	3
Carpenter, Lew	83	315	3.8	55	4
Reynolds, Billy	29	57	2.0	8	1
Plum, Milt	26	118	4.5	30	0
O'Connell, Tom	14	5	0.4	7	1
Modzelewski, Ed	10	21	2.1	5	0
Campbell, Milton	7	23	3.3	14	0
Carpenter, Preston	3	86	28.7	39	1
Renfro, Ray	2	22	11.0	16	0
McCormack, Mike	0	4	0.0	4	0
Browns	501	1,968	3.9	69t	19
Opponents	396	1,502	3.8	59	11

RECEIVING	NO	YDS	AVG	LG	TD
Brewster, Darrel	30	614	20.5	56	2
Carpenter, Preston	27	398	14.7	33	2
Renfro, Ray	21	589	28.0	65t	6
Brown, Jim	16	55	3.4	12	1
Carpenter, Lew	5	65	13.0	21	0
Clarke, Frank	4	77	19.3	43	0
Hanulak, Chet	3	38	12.7	19	0
Campbell, Milton	1	25	25.0	25t	1
Reynolds, Billy	1	12	12.0	12	0
Browns	108	1,873	17.3	65t	12
Opponents	105	1,511	14.4	63	8

INTERCEPTIONS	NO	YDS	AVG	LG	TD
Paul, Don	4	28	7.0	12	0
Konz, Ken	4	20	5.0	16	0
Freeman, Bob	3	46	15.3	25	0
Wren, Junior	2	73	36.5	43	0
Costello, Vince	2	19	9.5	12	0
Lahr, Warren	2	12	6.0	10	0
Fiss, Galen	1	15	15.0	15	0
Michaels, Walt	1	10	10.0	6	0
Browns	19	223	11.7	43	0
Opponents	14	141	10.1	65t	1

PUNTING	NO	YDS	AVG	IN20	TB	LG	BLK
Konz, Ken	61	2,396	39.3	0	3	63	1
Browns	61	2,396	39.3	0	3	63	1
Opponents	72	3,006	41.8	0	1	63	0

PUNT RETURNS	NO	FC	YDS	AVG	LG	TD
Reynolds, Billy	24	0	114	4.8	23	0
Paul, Don	9	0	75	8.3	32	0
Hanulak, Chet	11	0	29	2.6	11	0
Konz, Ken	3	0	13	4.3	7	0
Robinson, Fred	1	0	0	0.0	0	0
Browns	48	0	231	4.8	32	0
Opponents	47	0	315	6.7	58t	1

KICKOFF RETURNS	NO	YDS	AVG	LG	TD
Campbell, Milton	11	263	23.9	36	0
Reynolds, Billy	7	152	21.7	29	0
Brown, Jim	6	136	22.7	29	0
Modzelewski, Ed	5	74	14.8	18	0
Clarke, Frank	2	22	11.0	13	0
Carpenter, Lew	1	24	24.0	24	0
Freeman, Bob	1	15	15.0	15	0
Browns	33	686	20.8	36	0
Opponents	42	917	21.8	50	0

1958 (9-3)

COACH: Paul Brown

1958 USUAL STARTING LINEUPS

OFFENSE		DEFENSE	
LE 88	Darrell Brewster	82 Frank Clarke	LDE 86 Paul Wiggin
LT 76	Lou Groza		89 Willie Davis
LG 64	Jim Ray Smith	LDT 79	Bob Gain
C 56	Art Hunter	RDT 70	Don Colo
RG 65	Chuck Noll	RDE 84	Bill Quinlan
RT 74	Mike McCormack		89 Willie Davis
	Willie McClung	LLB 35	Galen Fiss
RE 40	Preston Carpenter	MLB 50	Vince Costello
WR 26	Ray Renfro	RLB 34	Walt Michaels
QB 16	Milt Plum	LCB 24	Warren Lahr
RB 49	Bobby Mitchell		18 Bob Freeman
	Lew Carpenter	RCB 20	Don Paul
RB 32	Jim Brown	LS 22	Ken Konz
		RS 42	Junior Wren

RADIO ANNOUNCERS:

Bill McColgan, Jim Graner (WGAR 1220 AM)

TELEVISION ANNOUNCERS:

Ken Coleman, Jimmy Dudley (WJW-Channel 8)

DATE	RESULT	OPPONENT	ATT
9/28	W, 30-27	at Los Angeles Rams	69,993
10/5	W, 45-12	at Pittsburgh Steelers	31,130
10/12	W, 35-28	Chicago Cardinals	65,403
10/19	W, 27-10	Pittsburgh Steelers	66,852
10/26	W, 38-24	at Chicago Cardinals	30,933
11/2	L, 17-21	New York Giants	78,404
11/9	L, 10-30	Detroit Lions	75,563
11/16	W, 20-10	at Washington Redskins	32,372
11/23	W, 28-14	Philadelphia Eagles	51,319
11/30	W, 21-14	Washington Redskins	33,240
12/7	W, 21-14	at Philadelphia Eagles	36,773
12/14	L, 10-13	at New York Giants	63,192

PLAYOFFS

12/21	L 0-10	at New York Giants	61,174
-------	--------	--------------------	--------

TEAM STATISTICS	BROWNS	OPPONENT
Total First Downs	206	201
Rushing	127	82
Passing	71	104
Penalty	8	15
Total Net Yards	4,107	3,660
Avg. Per Game	342.3	305.0
Total Plays	681	681
Avg. Per Play	6.0	5.4
Net Yards Rushing	2,526	1,448
Avg. Per Game	210.5	120.7
Total Rushes	475	369
Net Yards Passing	1,581	2,212
Avg. Per Game	131.8	184.3
Sacked/Yards Lost	0/177	0/175
Gross Yards	1,758	2,387
Attempts/Completions	206/110	312/162
Completion Pct.	53.4%	51.9%
Had Intercepted	14	16
Punts/Avg.	51/41.2	55/42.7
Net Punting Avg.	51/39.3	55/36.9
Penalties/Yards Lost	59/554	37/347
Fumbles/Ball Lost	14/8	27/18
Touchdowns	40	26
Rushing	24	6
Passing	12	20
Returns	4	0

SCORE BY PERIODS	1ST	2ND	3RD	4TH	OT	TOT
Browns	90	82	42	88	0	302
Opponents	41	89	48	39	0	217

SCORING	RU	PA	ST	DF	PAT	2RU	2PA	FG	SAF	TP
Brown, Jim	17	1	0	0	0/0	0	0	0/0	0	108*
Groza, Lou	0	0	0	0	36/38	0	0	8/19	0	60
Mitchell, Bobby	1	3	2	0	0/0	0	0	0/0	0	36
Renfro, Ray	0	6	0	0	0/0	0	0	0/0	0	36

Plum, Milt	4	0	0	0	2/2	0	0	0/0	0	26
Carpenter, Larry	2	0	0	0	0/0	0	0	0/0	0	12
Brewster, Darrel	0	1	0	0	0/0	0	0	0/0	0	6
Bolden, Leroy	0	0	1	0	0/0	0	0	0/0	0	6
Carpenter, Preston	0	1	0	0	0/0	0	0	0/0	0	6
Konz, Ken	0	0	0	1	0/0	0	0	0/0	0	6
Browns	24	12	3	1	38/40	0	0	8/19	0	302
Opponents	6	20	0	0	26/26	0	0	11/23	1	217

RUSHING	NO	YDS	AVG	LG	TD
Brown, Jim	257	1,527*	5.9	65t	17*
Mitchell, Bobby	80	500	6.3	63t	1
Carpenter, Lew	73	308	4.2	30	2
Plum, Milt	37	127	3.4	22	4
Bolden, Leroy	15	55	3.7	15	0
Renfro, Ray	3	17	5.7	12	0
Modzelewski, Ed	3	8	2.7	3	0
Carpenter, Preston	3	2	0.7	22	0
Freeman, Bob	2	1	0.5	9	0
Ninowski, Jim	2	1	0.5	7	0
Browns	475	2,546	5.4	65t	24
Opponents	369	1,448	3.9	40	6

RECEIVING	NO	YDS	AVG	LG	TD
Carpenter, Preston	29	474	16.3	74	1
Renfro, Ray	24	573	23.9	52	6
Brewster, Darrel	16	294	18.4	38	1
Brown, Jim	16	138	8.6	46	1
Mitchell, Bobby	16	131	8.2	25	3
Carpenter, Lew	5	47	9.4	18	0
Clarke, Frank	3	91	30.3	34	0
Modzelewski, Ed	1	10	10.0	10	0
Browns	110	1,758	16.0	74	12
Opponents	162	2,387	14.7	91t	20

INTERCEPTIONS	NO	YDS	AVG	LG	TD
Konz, Ken	4	123	30.8	46t	1
Paul, Don	4	80	20.0	36	0
Wren, Junior	3	36	12.0	29	0
Freeman, Bob	3	21	7.0	19	0
Lahr, Warren	1	25	25.0	25	0
Shofner, Jim	1	0	0.0	0	0
Browns	16	285	17.8	46t	1
Opponents	14	134	9.6	31	0

PUNTING	NO	YDS	AVG	IN20	TB	LG	BLK
Deschaine, Dick	50	2,063	41.3	0	1	63	0
Wren, Junior	1	38	38.0	0	0	38	0
Browns	51	2,101	41.2	0	1	63	0
Opponents	55	2,349	42.7	0	1	63	0

PUNT RETURNS	NO	FC	YDS	AVG	LG	TD
Mitchell, Bobby	14	0	165	11.8	68t	1
Konz, Ken	18	0	143	7.9	38	0
Shofner, Jim	4	0	10	2.5	10	0
Paul, Don	2	0	0	0.0	0	0
Wren, Junior	1	0	0	0.0	0	0
Browns	39	0	318	8.2	68t	1
Opponents	38	0	95	2.5	23	0

KICKOFF RETURNS	NO	YDS	AVG	LG	TD
Mitchell, Bobby	18	454	25.2	98t	1
Bolden, Leroy	14	362	25.9	102t	1
Brown, Jim	3	74	24.7	35	0
Carpenter, Lew	1	18	18.0	18	0
McClung, Willie	1	0	0.0	0	0
Paul, Don	1	0	0.0	0	0
Browns	38	908	23.9	102t	2
Opponents	48	1,045	21.8	50	0

PASSING	ATT	CMP	YDS	PCT	AV/AT	TD	TD%	INT	INT%	LG	TKLD	RATNG
Plum, Milt	189	102	1,619	54.0	8.57	11	5.8	11	5.8	74	0/145	77.9
Ninowski, Jim	17	8	139	47.1	8.18	1	5.9	3	17.6	34	0/32	55.4
Browns	206	110	1,758	53.4	8.53	12	5.8	14	6.8	74	0/177	73.2
Opponents	312	162	2,387	51.9	7.65	20	6.4	16	5.1	91t	0/175	77.2

* Led NFL

1959 (7-5)

COACH: Paul Brown
1959 USUAL STARTING LINEUPS

OFFENSE		DEFENSE	
LE 40	Preston Carpenter	LDE 79	Bob Gain
LT 76	Lou Groza, 77 Willie Davis	LDT 78	Willie McClung
LG 64	Jim Ray Smith	RDT 72	Sid Youngelman
C 56	Art Hunter	RDE 80	Paul Wiggin
RG 66	Gene Hickerson	LLB 35	Galen Fiss
RT 74	Mike McCormack	MLB 50	Vince Costello
	Francis O'Brien	RLB 34	Walt Michaels
RE 86	Bill Howton	LCB 30	Bernie Parrish
WR 26	Ray Renfro	RCB 44	Jim Shofner
QB 16	Milt Plum	LS 24	Warren Lahr
RB 49	Bobby Mitchell	RS 42	Junior Wren
RB 32	Jim Brown		

RADIO ANNOUNCERS:
 Bill McColgan, Jim Graner (WGAR 1220 AM)

TELEVISION ANNOUNCERS:
 Ken Coleman, Jimmy Dudley (WJW-Channel 8)

DATE	RESULT	OPPONENT	ATT
9/26	L, 7-17	at Pittsburgh Steelers	33,844
10/4	W, 34-7	at Chicago Cardinals	19,935
10/11	L, 6-10	New York Giants	65,534
10/18	W, 17-7	Chicago Cardinals	46,422
10/25	W, 34-7	Washington Redskins	42,732
11/1	W, 38-31	at Baltimore Colts	57,557
11/8	W, 28-7	Philadelphia Eagles	58,275
11/15	W, 31-17	at Washington Redskins	32,266
11/22	L, 20-21	Pittsburgh Steelers	68,563
11/29	L, 20-21	San Francisco 49ers	56,854
12/6	L, 7-48	at New York Giants	68,436
12/13	W, 28-21	at Philadelphia Eagles	45,952

TEAM STATISTICS	BROWNS	OPPONENT
Total First Downs	234	205
Rushing	118	75
Passing	109	115
Penalty	7	15
Total Net Yards	4,015	3,764
Avg. Per Game	334.6	313.7
Total Plays	733	679
Avg. Per Play	5.5	5.5
Net Yards Rushing	2,149	1,422
Avg. Per Game	179.1	118.5
Total Rushes	457	360
Net Yards Passing	1,866	2,342
Avg. Per Game	155.5	195.2
Sacked/Yards Lost	0/167	0/115
Gross Yards	2,033	2,457
Attempts/Completions	276/159	319/168
Completion Pct.	57.6%	52.7%
Had Intercepted	9	18
Punts/Avg.	50/37.1	50/42.4
Net Punting Avg.	50/36.3	50/38.2
Penalties/Yards Lost	36/329	32/285
Fumbles/Ball Lost	8/5	20/12
Touchdowns	37	28
Rushing	20	9
Passing	14	17
Returns	3	2

SCORE BY PERIODS	1ST	2ND	3RD	4TH	OT	TOT
Browns	65	72	44	89	0	270
Opponents	17	94	65	38	0	214

SCORING	RU	PA	ST	DF	PAT	2RU	2PA	FG	SAF	TP
Brown, Jim	14	0	0	0	0/0	0	0	0/0	0	84
Mitchell, Bobby	5	4	1	0	0/0	0	0	0/0	0	60
Groza, Lou	0	0	0	0	33/37	0	0	5/16	0	48
Renfro, Ray	0	6	0	0	0/0	0	0	0/0	0	36
Carpenter, Preston	0	2	0	0	0/0	0	0	0/0	0	12
Howton, Billy	0	1	0	0	0/0	0	0	0/0	0	6

Wren, Junior	0	0	0	1	0/0	0	0	0/0	0	6
Modzelewski, Ed	0	1	0	0	0/0	0	0	0/0	0	6
Parrish, Bernie	0	0	0	1	0/0	0	0	0/0	0	6
Plum, Milt	1	0	0	0	0/0	0	0	0/0	0	6
Browns	20	14	1	2	33/37	0	0	5/16	0	270
Opponents	9	17	2	0	28/28	0	0	6/13	0	214

RUSHING	NO	YDS	AVG	LG	TD
Brown, Jim	290	1,329*	4.6	70t	14*
Mitchell, Bobby	131	743	5.7	90t	5
Plum, Milt	21	20	1.0	17	1
Modzelewski, Ed	6	18	3.0	5	0
Bolden, Leroy	4	11	2.8	9	0
Ptacek, Bob	3	13	4.3	6	0
Ninowski, Jim	1	11	11.0	11	0
Carpenter, Preston	1	4	4.0	4	0
Browns	457	2,149	4.7	90t	20
Opponents	360	1,422	4.0	65	7

RECEIVING	NO	YDS	AVG	LG	TD
Howton, Billy	39	510	13.1	36t	1
Mitchell, Bobby	35	351	10.0	76t	4
Renfro, Ray	30	528	17.6	70t	6
Carpenter, Preston	24	372	15.5	43t	2
Brown, Jim	24	190	7.9	25	0
Clarke, Frank	3	44	14.7	20	0
Modzelewski, Ed	3	18	6.0	13	1
Plum, Milt	1	20	20.0	20	0
Browns	159	2,033	12.8	76t	14
Opponents	168	2,457	14.6	71	17

INTERCEPTIONS	NO	YDS	AVG	LG	TD
Parrish, Bernie	5	83	16.6	37t	1
Wren, Junior	5	39	7.8	22	0
Shofner, Jim	2	50	25.0	30	0
Noll, Chuck	2	5	2.5	5	0
Konz, Ken	1	35	35.0	21	0
Fiss, Galen	1	9	9.0	9	0
Michaels, Walt	1	7	7.0	7	0
Lahr, Warren	1	0	0.0	0	0
Costello, Vince	0	14	0.0	14	0
Browns	18	242	13.4	37t	1
Opponents	9	139	15.4	32	1

PUNTING	NO	YDS	AVG	IN20	TB	LG	BLK
Wren, Junior	27	996	36.9	0	1	55	0
Shofner, Jim	23	860	37.4	0	1	48	0
Browns	50	1,856	37.1	0	2	55	0
Opponents	50	2,121	42.4	0	5	62	0

PUNT RETURNS	NO	FC	YDS	AVG	LG	TD
Mitchell, Bobby	17	0	177	10.4	78t	1
Konz, Ken	9	0	34	3.8	11	0
Browns	26	0	211	8.1	78t	1
Opponents	32	0	39	1.2	11	0

KICKOFF RETURNS	NO	YDS	AVG	LG	TD
Mitchell, Bobby	11	236	21.5	31	0
Bolden, Leroy	9	170	18.9	38	0
Brown, Jim	4	88	22.0	29	0
Modzelewski, Ed	4	37	9.3	19	0
Noll, Chuck	1	20	20.0	20	0
Browns	29	551	19.0	38	0
Opponents	38	734	19.3	46	0

PASSING	ATT	CMP	YDS	PCT	AV/AT	TD	TD%	INT	INT%	LG	TKLD	RATNG
Plum, Milt	266	156	1,992	58.6	7.49	14	5.3	8	3.0	76t	0/157	87.2
Ninowski, Jim	10	3	41	30.0	4.10	0	0.0	1	10.0	20	0/10	4.6
Browns	276	159	2,033	57.6	7.37	14	5.1	9	3.3	76t	0/167	84.1
Opponents	319	168	2,457	52.7	7.70	17	5.3	18	5.6	71	0/115	72.3

* Led NFL

1960 (8-3-1)

COACH: Paul Brown

1960 USUAL STARTING LINEUPS

OFFENSE

LE	88	Rich Kreitling
	87	Fred Murphy
LT	77	Dick Schafrath
LG	64	Jim Ray Smith
C	56	John Morrow
RG	66	Gene Hickerson
RT	74	Mike McCormack
RE	86	Gern Nagler
	88	Rich Kreitling
WR	26	Ray Renfro
	81	Leon Clarke
QB	16	Milt Plum
RB	49	Bobby Mitchell
RB	32	Jim Brown

DEFENSE

LE	84	Paul Wiggin
	82	Jim Houston
LT	79	Bob Gain
RT	72	Floyd Peters
RE	80	Jim Marshall
	84	Paul Wiggin
LLB	35	Galen Fiss
MLB	50	Vince Costello
RLB	34	Walt Michaels
LCB	30	Bernie Parrish
RCB	44	Jim Shofner
LS	46	Don Fleming
RS	22	Richard Mostardi
	24	Bobby Franklin

RADIO ANNOUNCERS:

Bill McColgan, Jim Graner (WGAR 1220 AM)

TELEVISION ANNOUNCERS:

Ken Coleman, Jimmy Dudley (WJW-Channel 8)

DATE	RESULT	OPPONENT	ATT
9/25	W, 41-24	at Philadelphia Eagles	56,303
10/2	W, 28-20	Pittsburgh Steelers	67,692
10/16	W, 48-7	at Dallas Cowboys	28,500
10/23	L, 29-31	Philadelphia Eagles	64,850
10/30	W, 31-10	at Washington Redskins	32,086
11/6	L, 13-17	New York Giants	82,872
11/13	W, 28-27	St. Louis Cardinals	49,192
11/20	L, 10-14	at Pittsburgh Steelers	35,215
11/27	T, 17-17	at St. Louis Cardinals	26,146
12/4	W, 27-16	Washington Redskins	35,211
12/11	W, 42-0	Chicago Bears	38,155
12/15	W, 48-34	at New York Giants	56,517

PLAYOFF BOWL

1/7	L, 16-17	Detroit Lions (at Miami)	34,981
-----	----------	--------------------------	--------

TEAM STATISTICS	BROWNS	OPPONENT
Total First Downs	219	208
Rushing	107	92
Passing	96	102
Penalty	16	14
Total Net Yards	3,974	3,806
Avg. Per Game	331.2	317.2
Total Plays	647	724
Avg. Per Play	6.1	5.3
Net Yards Rushing	1,930	1,643
Avg. Per Game	160.8	136.9
Total Rushes	383	405
Net Yards Passing	2,044	2,163
Avg. Per Game	170.3	180.3
Sacked/Yards Lost	0/299	0/207
Gross Yards	2,343	2,370
Attempts/Completions	264/160	319/163
Completion Pct.	60.6%	51.1%
Had Intercepted	5	31
Punts/Avg.	55/42.0	46/45.0
Net Punting Avg.	55/38.7	46/40.5
Penalties/Yards Lost	49/534	48/526
Fumbles/Ball Lost	20/12	27/14
Touchdowns	47	26
Rushing	18	10
Passing	22	15
Returns	7	1

SCORE BY PERIODS	1ST	2ND	3RD	4TH	OT	TOT
Browns	59	150	58	95	0	— 362
Opponents	41	60	48	68	0	— 217

SCORING	RU	PA	ST	DF	PAT	2RU	2PA	FG	SAF	TP
Baker, Sam	0	0	0	0	44/46	0	0	12/20	0	80
Mitchell, Bobby	5	6	1	0	0/0	0	0	0/0	0	72

Brown, Jim	9	2	0	0	0/0	0	0	0/0	0	66
Renfro, Ray	0	4	0	0	0/0	0	0	0/0	0	24
Clarke, Leon	0	4	0	0	0/0	0	0	0/0	0	24
Kreitling, Rich	0	3	0	0	0/0	0	0	0/0	0	18
Nagler, Gern	0	3	0	0	0/0	0	0	0/0	0	18
Franklin, Bobby	0	0	0	2	0/0	0	0	0/0	0	12
Plum, Milt	2	0	0	0	0/0	0	0	0/0	0	12
Parrish, Bernie	0	0	0	1	0/0	0	0	0/0	0	6
Caleb, Jamie	1	0	0	0	0/0	0	0	0/0	0	6
Stephens, Larry	0	0	0	1	0/0	0	0	0/0	0	6
Gain, Bob	0	0	0	1	0/0	0	0	0/0	0	6
Wiggin, Paul	0	0	0	1	0/0	0	0	0/0	0	6
Gault, Prentice	1	0	0	0	0/0	0	0	0/0	0	6
Team	0	0	0	0	0/1	0	0	0/0	0	0
Browns	18	22	1	6	44/47	0	0	12/20	0	362
Opponents	10	15	1	0	25/26	0	0	12/21	0	217

RUSHING	NO	YDS	AVG	LG	TD
Brown, Jim	215	1,257*	5.8	71t	9
Mitchell, Bobby	111	506	4.6	50	5
Gault, Prentice	28	159	5.7	23	1
Plum, Milt	17	-24	-1.4	7	2
Caleb, Jamie	8	60	7.5	30	1
Kreitling, Rich	2	-17	-8.5	-2	0
Dawson, Len	1	0	0.0	0	0
Baker, Sam	1	-11	-11.0	-11	0
Browns	383	1,930	5.0	71t	18
Opponents	405	1,643	4.1	57	10

RECEIVING	NO	YDS	AVG	LG	TD
Mitchell, Bobby	45	612	13.6	69t	6
Nagler, Gern	36	616	17.1	53t	3
Renfro, Ray	24	378	15.8	66t	4
Brown, Jim	19	204	10.7	37t	2
Kreitling, Rich	16	316	19.8	69t	3
Clarke, Leon	11	184	16.7	86t	4
Caleb, Jamie	5	-18	-3.6	2	0
Murphy, Fred	2	36	18.0	23	0
Gault, Prentice	1	10	10.0	10	0
Williams, A.D.	1	5	5.0	5	0
Browns	160	2,343	14.6	86t	22
Opponents	163	2,370	14.5	70t	15

INTERCEPTIONS	NO	YDS	AVG	LG	TD
Franklin, Bobby	8	131	16.4	37t	2
Shofner, Jim	8	75	9.4	23	0
Parrish, Bernie	6	238	39.7	92t	1
Fleming, Don	5	85	17.0	30	0
Stephens, Larry	1	34	34.0	34t	1
Gain, Bob	1	22	22.0	22t	1
Wiggin, Paul	1	20	20.0	20t	1
Fiss, Galen	1	19	19.0	10	0
Browns	31	624	20.1	92t	6
Opponents	5	58	11.6	30	1

PUNTING	NO	YDS	AVG	IN20	TB	LG	BLK
Baker, Sam	55	2,309	42.0	0	2	64	0
Browns	55	2,309	42.0	0	2	64	0
Opponents	46	2,072	45.0	0	8	75	0

PUNT RETURNS	NO	FC	YDS	AVG	LG	TD
Shofner, Jim	11	0	105	9.5	36	0
Mitchell, Bobby	9	0	101	11.2	34	0
Franklin, Bobby	1	0	2	2.0	2	0
Browns	21	0	208	9.9	36	0
Opponents	24	0	178	7.4	46	0

KICKOFF RETURNS	NO	YDS	AVG	LG	TD
Mitchell, Bobby	17	432	25.4	90t	1
Brown, Jim	14	300	21.4	33	0
Caleb, Jamie	5	90	18.0	21	0
Gault, Prentice	3	47	15.7	19	0
Parrish, Bernie	2	0	0.0	0	0
Franklin, Bobby	1	23	23.0	23	0
Fleming, Don	1	8	8.0	8	0
Stephens, Larry	1	0	0.0	0	0
Fichtner, Ross	1	0	0.0	0	0
Browns	45	900	20.0	90t	1
Opponents	62	1,177	19.0	55	0

PASSING	ATT	CMP	YDS	PCT	AV/AT	TD	TD%	INT	INT%	LG	TKLD	RATNG
Plum, Milt	250	151	2,297*	60.4	9.19	21	8.4	5	2.0	86t	0/275	110.4
Dawson, Len	13	8	23	61.5	1.77	0	0.0	0	0.0	23	0/24	65.9
Mitchell, Bobby	1	1	23	100.0	23.00	1	100.0	0	0.0	23t	0/0	158.3
Browns	264	160	2,343	60.6	8.88	22	8.3	5	1.9	86t	0/299	109.5
Opponents	319	163	2,370	51.1	7.43	15	4.7	31	9.7	70t	0/207	51.7

* Led NFL

1961 (8-5-1)

COACH: Paul Brown

1961 USUAL STARTING LINEUPS

OFFENSE

LE	88	Rich Kreitling
	42	Bob Crespino
LT	77	Dick Schafrath
LG	64	Jim Ray Smith
C	56	John Morrow
RG	60	John Wooten
RT	74	Mike McCormack
RE	86	Gern Nagler
WR	26	Ray Renfro
QB	16	Milt Plum
RB	49	Bobby Mitchell
	22	Tom Watkins
RB	32	Jim Brown

DEFENSE

LDE	82	Jim Houston
LDT	79	Bob Gain
RDT	72	Floyd Peters
	68	Larry Stephens
RDE	84	Paul Wiggins
LLB	50	Vince Costello,
	35	Galen Fiss
MLB	52	Dave Lloyd
RLB	34	Walt Michaels
LCB	30	Bernie Parrish
RCB	44	Jim Shofner
LS	46	Don Fleming
RS	24	Bobby Franklin

RADIO ANNOUNCERS:

Gib Shanley, Les Clark (WGAR 1220 AM)

TELEVISION ANNOUNCERS:

Ken Coleman, Cliff Lewis (WJW-Channel 8)

Brown, Jim	8	2	0	0	0/0	0	0	0/0	0	60
Renfro, Ray	0	6	0	0	0/0	0	0	0/0	0	36
Kreitling, Rich	0	3	0	0	0/0	0	0	0/0	0	18
Clarke, Leon	0	2	0	0	0/0	0	0	0/0	0	12
Watkins, Tom	0	1	0	0	0/0	0	0	0/0	0	6
Franklin, Bobby	1	0	0	0	0/0	0	0	0/0	0	6
Parrish, Bernie	0	0	0	1	0/0	0	0	0/0	0	6
Plum, Milt	1	0	0	0	0/0	0	0	0/0	0	6
Costello, Vince	0	0	0	1	0/0	0	0	0/0	0	6
Ferguson, Charley	0	1	0	0	0/0	0	0	0/0	0	6
Nagler, Gern	0	1	0	0	0/0	0	0	0/0	0	6
Crespino, Bob	0	1	0	0	0/0	0	0	0/0	0	6
Team, Stat	0	0	0	0	0/1	0	0	0/0	0	0
Browns	15	20	2	2	37/39	0	0	16/23	0	319
Opponents	16	16	2	0	33/34	0	0	11/29	0	270

RUSHING	NO	YDS	AVG	LG	TD
Brown, Jim	305	1,408*	4.6	38	8
Mitchell, Bobby	101	548	5.4	56t	5
Watkins, Tom	43	209	4.9	21	0
Plum, Milt	24	-17	-0.7	14	1
Franklin, Bobby	1	12	12.0	12t	1
Powell, Preston	1	5	5.0	5	0
Dawson, Len	1	-10	-10.0	-10	0
Kreitling, Rich	0	4	4.0	4	0
McCormack, Mike	0	4	0.0	4	0
Browns	476	2,163	4.5	56t	15
Opponents	411	1,605	3.9	47	16

RECEIVING	NO	YDS	AVG	LG	TD
Renfro, Ray	48	834	17.4	57	6
Brown, Jim	46	459	10.0	77t	2
Mitchell, Bobby	32	368	11.5	52t	3
Kreitling, Rich	21	229	10.9	19	3
Nagler, Gern	19	241	12.7	21t	1
Clarke, Leon	11	211	19.2	41t	2
Watkins, Tom	4	66	16.5	35	1
Ferguson, Charles	2	68	34.0	60t	1
Crespino, Bob	2	62	31.0	49	1
Browns	185	2,538	13.7	77t	20
Opponents	200	2,831	14.2	88t	16

INTERCEPTIONS	NO	YDS	AVG	LG	TD
Parrish, Bernie	7	40	5.7	15	0
Shofner, Jim	5	8	1.6	5	0
Fleming, Don	3	62	20.7	41	0
Franklin, Bobby	2	20	10.0	20	0
Michaels, Walt	2	17	8.5	15	0
Fiss, Galen	1	13	13.0	13	0
Browns	20	160	8.0	41	0
Opponents	13	302	23.2	50	1

PUNTING	NO	YDS	AVG	IN20	TB	LG	BLK
Baker, Sam	53	2,296	43.3	0	5	62	0
Browns	53	2,296	43.3	0	5	62	0
Opponents	54	2,314	42.9	0	5	68	0

PUNT RETURNS	NO	FC	YDS	AVG	LG	TD
Mitchell, Bobby	14	2	164	11.7	64t	1
Shofner, Jim	14	6	119	8.5	21	0
Browns	28	8	283	10.1	64t	1
Opponents	27	9	213	7.9	47	0

KICKOFF RETURNS	NO	YDS	AVG	LG	TD
Mitchell, Bobby	16	428	26.8	91t	1
Powell, Preston	16	321	20.1	36	0
Watkins, Tom	9	226	25.1	47	0
Baker, Sam	3	57	19.0	25	0
Brown, Jim	2	50	25.0	26	0
Stephens, Larry	1	15	15.0	15	0
Fichtner, Ross	1	11	11.0	11	0
Linden, Errol	1	5	5.0	5	0
Brewer, Johnny	1	2	2.0	2	0
Browns	50	1,115	22.3	91t	1
Opponents	56	1,465	26.2	105t	1

DATE	RESULT	OPPONENT	ATT
9/17	L, 20-27	at Philadelphia Eagles	60,671
9/24	W, 20-17	St. Louis Cardinals	50,443
10/1	W, 25-7	Dallas Cowboys	43,638
10/8	W, 31-7	Washington Redskins	46,186
10/15	L, 17-49	Green Bay Packers	75,042
10/22	W, 30-28	at Pittsburgh Steelers	29,266
10/29	W, 21-10	at St. Louis Cardinals	26,696
11/5	L, 13-17	Pittsburgh Steelers	62,723
11/12	W, 17-6	at Washington Redskins	28,975
11/19	W, 45-24	Philadelphia Eagles	68,399
11/26	L, 21-37	New York Giants	80,455
12/3	W, 38-17	at Dallas Cowboys	23,500
12/10	L, 14-17	at Chicago Bears	38,717
12/17	T, 7-7	at New York Giants	61,084

TEAM STATISTICS	BROWNS	OPPONENT
Total First Downs	246	243
Rushing	116	87
Passing	120	146
Penalty	10	10
Total Net Yards	4,537	4,131
Avg. Per Game	324.1	295.1
Total Plays	796	769
Avg. Per Play	5.7	5.4
Net Yards Rushing	2,163	1,605
Avg. Per Game	154.5	114.6
Total Rushes	476	411
Net Yards Passing	2,374	2,526
Avg. Per Game	169.6	180.4
Sacked/Yards Lost	0/164	0/305
Gross Yards	2,538	2,831
Attempts/Completions	320/185	358/200
Completion Pct.	57.8%	55.9%
Had Intercepted	13	20
Punts/Avg.	53/43.3	54/42.9
Net Punting Avg.	53/39.3	54/37.6
Penalties/Yards Lost	47/455	38/367
Fumbles/Ball Lost	28/20	23/18
Touchdowns	39	34
Rushing	15	16
Passing	20	16
Returns	4	2

SCORE BY PERIODS	1ST	2ND	3RD	4TH	OT	TOT
Browns	91	78	43	107	0	319
Opponents	41	62	57	110	0	270

SCORING	RU	PA	ST	DF	PAT	2RU	2PA	FG	SAF	TP
Groza, Lou	0	0	0	0	37/38	0	0	16/23	0	85
Mitchell, Bobby	5	3	2	0	0/0	0	0	0/0	0	60

PASSING	ATT	CMP	YDS	PCT	AV/AT	TD	TD%	INT	INT%	LG	TKLD	RATNG
Plum, Milt	302	177	2,416*	58.6	8.00	18	6.0	10	3.3	77t	0/145	90.3
Dawson, Len	15	7	85	46.7	5.67	1	6.7	3	20.0	17t	0/19	47.2
Brown, Jim	3	1	37	33.3	12.33	1	33.3	0	0.0	37t	0/0	120.8
Browns	320	185	2,538	57.8	7.93	20	6.3	13	4.1	77t	0/164	87.2
Opponents	358	200	2,831	55.9	7.91	16	4.5	20	5.6	88t	0/305	73.2

* Led NFL

1962 (7-6-1)

COACH: Paul Brown
1962 USUAL STARTING LINEUPS

OFFENSE		DEFENSE		
LE	88	Rich Kreitling	LDE 82	Jim Houston
	42	Bob Crespino	LDT 79	Bob Gain
LT	77	Dick Schafrath	RDT 72	Floyd Peters
LG	64	Jim Ray Smith		Larry Stephens
C	56	John Morrow	RDE 84	Paul Wiggins
RG	60	John Wooten	LLB 50	Vince Costello
RT	74	Mike McCormack		Galen Fiss
RE	86	Gern Nagler	MLB 52	Dave Lloyd
WR	26	Ray Renfro	RLB 34	Walt Michaels
QB	16	Milt Plum	LCB 30	Bernie Parrish
RB	49	Bobby Mitchell	RCB 44	Jim Shofner
	22	Tom Watkins	LS 46	Don Fleming
RB	32	Jim Brown	RS 24	Bobby Franklin

RADIO ANNOUNCERS:
Gib Shanley, Les Clark (WGAR 1220 AM)
TELEVISION ANNOUNCERS:
Ken Coleman, Cliff Lewis (WJW-Channel 8)

DATE	RESULT	OPPONENT	ATT
9/17	L, 20-27	at Philadelphia Eagles	60,671
9/24	W, 20-17	St. Louis Cardinals	50,443
10/1	W, 25-7	Dallas Cowboys	43,638
10/8	W, 31-7	Washington Redskins	46,186
10/15	L, 17-49	Green Bay Packers	75,042
10/22	W, 30-28	at Pittsburgh Steelers	29,266
10/29	W, 21-10	at St. Louis Cardinals	26,696
11/5	L, 13-17	Pittsburgh Steelers	62,723
11/12	W, 17-6	at Washington Redskins	28,975
11/19	W, 45-24	Philadelphia Eagles	68,399
11/26	L, 21-37	New York Giants	80,455
12/3	W, 38-17	at Dallas Cowboys	23,500
12/10	L, 14-17	at Chicago Bears	38,717
12/17	T, 7-7	at New York Giants	61,084

TEAM STATISTICS	BROWNS	OPPONENT
Total First Downs	246	243
Rushing	116	87
Passing	120	146
Penalty	10	10
Total Net Yards	4,537	4,131
Avg. Per Game	324.1	295.1
Total Plays	796	769
Avg. Per Play	5.7	5.4
Net Yards Rushing	2,163	1,605
Avg. Per Game	154.5	114.6
Total Rushes	476	411
Net Yards Passing	2,374	2,526
Avg. Per Game	169.6	180.4
Sacked/Yards Lost	0/164	0/305
Gross Yards	2,538	2,831
Attempts/Completions	320/185	358/200
Completion Pct.	57.8%	55.9%
Had Intercepted	13	20
Punts/Avg.	53/43.3	54/42.9
Net Punting Avg.	53/39.3	54/37.6
Penalties/Yards Lost	47/455	38/367
Fumbles/Ball Lost	28/20	23/18
Touchdowns	39	34
Rushing	15	16
Passing	20	16
Returns	4	2

SCORE BY PERIODS	1ST	2ND	3RD	4TH	OT	TOT
Browns	91	78	43	107	0	— 319
Opponents	41	62	57	110	0	— 270

SCORING	RU	PA	ST	DF	PAT	2RU	2PA	FG	SAF	TP
Groza, Lou	0	0	0	0	37/38	0	0	16/23	0	85
Mitchell, Bobby	5	3	2	0	0/0	0	0	0/0	0	60

Brown, Jim	8	2	0	0	0/0	0	0	0/0	0	60
Renfro, Ray	0	6	0	0	0/0	0	0	0/0	0	36
Kreitling, Rich	0	3	0	0	0/0	0	0	0/0	0	18
Clarke, Leon	0	2	0	0	0/0	0	0	0/0	0	12
Watkins, Tom	0	1	0	0	0/0	0	0	0/0	0	6
Franklin, Bobby	1	0	0	0	0/0	0	0	0/0	0	6
Parrish, Bernie	0	0	0	1	0/0	0	0	0/0	0	6
Plum, Milt	1	0	0	0	0/0	0	0	0/0	0	6
Costello, Vince	0	0	0	1	0/0	0	0	0/0	0	6
Ferguson, Charley	0	1	0	0	0/0	0	0	0/0	0	6
Nagler, Gern	0	1	0	0	0/0	0	0	0/0	0	6
Crespino, Bob	0	1	0	0	0/0	0	0	0/0	0	6
Team, Stat	0	0	0	0	0/1	0	0	0/0	0	0
Browns	15	20	2	2	37/39	0	0	16/23	0	319
Opponents	16	16	2	0	33/34	0	0	11/29	0	270

RUSHING	NO	YDS	AVG	LG	TD
Brown, Jim	305	1,408*	4.6	38	8
Mitchell, Bobby	101	548	5.4	56t	5
Watkins, Tom	43	209	4.9	21	0
Plum, Milt	24	-17	-0.7	14	1
Franklin, Bobby	1	12	12.0	12t	1
Powell, Preston	1	5	5.0	5	0
Dawson, Len	1	-10	-10.0	-10	0
Kreitling, Rich	0	4	0.0	4	0
McCormack, Mike	0	4	0.0	4	0
Browns	476	2,163	4.5	56t	15
Opponents	411	1,605	3.9	47	16

RECEIVING	NO	YDS	AVG	LG	TD
Renfro, Ray	48	834	17.4	57	6
Brown, Jim	46	459	10.0	77t	2
Mitchell, Bobby	32	368	11.5	52t	3
Kreitling, Rich	21	229	10.9	19	3
Nagler, Gern	19	241	12.7	21t	1
Clarke, Leon	11	211	19.2	41t	2
Watkins, Tom	4	66	16.5	35	1
Ferguson, Charles	2	68	34.0	60t	1
Crespino, Bob	2	62	31.0	49	1
Browns	185	2,538	13.7	77t	20
Opponents	200	2,831	14.2	88t	16

INTERCEPTIONS	NO	YDS	AVG	LG	TD
Parrish, Bernie	7	40	5.7	15	0
Shofner, Jim	5	8	1.6	5	0
Fleming, Don	3	62	20.7	41	0
Franklin, Bobby	2	20	10.0	20	0
Michaels, Walt	2	17	8.5	15	0
Fiss, Galen	1	13	13.0	13	0
Browns	20	160	8.0	41	0
Opponents	13	302	23.2	50	1

PUNTING	NO	YDS	AVG	IN20	TB	LG	BLK
Baker, Sam	53	2,296	43.3	0	5	62	0
Browns	53	2,296	43.3	0	5	62	0
Opponents	54	2,314	42.9	0	5	68	0

PUNT RETURNS	NO	FC	YDS	AVG	LG	TD
Mitchell, Bobby	14	2	164	11.7	64t	1
Shofner, Jim	14	6	119	8.5	21	0
Browns	28	8	283	10.1	64t	1
Opponents	27	9	213	7.9	47	0

KICKOFF RETURNS	NO	YDS	AVG	LG	TD
Mitchell, Bobby	16	428	26.8	91t	1
Powell, Preston	16	321	20.1	36	0
Watkins, Tom	9	226	25.1	47	0
Baker, Sam	3	57	19.0	25	0
Brown, Jim	2	50	25.0	26	0
Stephens, Larry	1	15	15.0	15	0
Fichtner, Ross	1	11	11.0	11	0
Linden, Errol	1	5	5.0	5	0
Brewer, Johnny	1	2	2.0	2	0
Browns	50	1,115	22.3	91t	1
Opponents	56	1,465	26.2	105t	1

PASSING	ATT	CMP	YDS	PCT	AV/AT	TD	TD%	INT	INT%	LG	TKLD	RATNG
Plum, Milt	302	177	2,416*	58.6	8.00	18	6.0	10	3.3	77t	0/145	90.3
Dawson, Len	15	7	85	46.7	5.67	1	6.7	3	20.0	17t	0/19	47.2
Brown, Jim	3	1	37	33.3	12.33	1	33.3	0	0.0	37t	0/0	120.8
Browns	320	185	2,538	57.8	7.93	20	6.3	13	4.1	77t	0/164	87.2
Opponents	358	200	2,831	55.9	7.91	16	4.5	20	5.6	88t	0/305	73.2

* Led NFL

1963 (10-4)

COACH: Blanton Collier

1963 USUAL STARTING LINEUPS

OFFENSE

WR	88	Rich Kreitling
LT	77	Dick Schafrath
LG	60	John Wooten
C	56	John Morrow
RG	66	Gene Hickerson
RT	70	John Brown
TE	83	Johnny Brewer
WR	86	Gary Collins
QB	13	Frank Ryan
RB	48	Ernie Green
	34	Ken Webb
RB	32	Jim Brown

DEFENSE

LDE	84	Paul Wiggin
LDT	79	Bob Gain
RDT	78	Frank Parker
RDE	80	Bill Glass
LLB	82	Jim Houston
MLB	50	Vince Costello
RLB	35	Galen Fiss
LCB	30	Bernie Parrish
RCB	44	Jim Shofner
LS	23	Larry Benz
RS	20	Ross Fichtner

RADIO ANNOUNCERS:

Gib Shanley, Jim Graner (WERE 1300 AM)

TELEVISION ANNOUNCERS:

Ken Coleman, Warren Lahr (WJW-Channel 8)

DATE	RESULT	OPPONENT	ATT
9/15	W, 37-14	Washington Redskins	57,618
9/22	W, 41-24	at Dallas Cowboys	28,710
9/29	W, 20-6	Los Angeles Rams	54,713
10/5	W, 35-23	Pittsburgh Steelers	84,684
10/13	W, 35-24	at New York Giants	62,956
10/20	W, 37-7	Philadelphia Eagles	75,174
10/27	L, 6-33	New York Giants	84,213
11/3	W, 23-17	at Philadelphia Eagles	60,671
11/10	L, 7-9	at Pittsburgh Steelers	54,497
11/17	L, 14-20	St. Louis Cardinals	75,932
11/24	W, 27-17	Dallas Cowboys	55,096
12/1	W, 24-10	at St. Louis Cardinals	32,531
12/8	L, 10-38	at Detroit Lions	51,382
12/15	W, 27-20	at Washington Redskins	40,865

PLAYOFF BOWL

1/5	L, 23-40	G.B. Packers (at Miami)	54,921
-----	----------	-------------------------	--------

TEAM STATISTICS	BROWNS	OPPONENT
Total First Downs	252	242
Rushing	135	99
Passing	100	129
Penalty	17	14
Total Net Yards	4,856	4,126
Avg. Per Game	346.9	294.7
Total Plays	807	860
Avg. Per Play	6.0	4.8
Net Yards Rushing	2,639	1,651
Avg. Per Game	188.5	117.9
Total Rushes	460	423
Net Yards Passing	2,217	2,475
Avg. Per Game	158.4	176.8
Sacked/Yards Lost	25/232	29/243
Gross Yards	2,449	2,718
Attempts/Completions	322/164	408/208
Completion Pct.	50.9%	51.0%
Had Intercepted	20	22
Punts/Avg.	54/40.0	57/43.7
Net Punting Avg.	54/36.0	57/38.7
Penalties/Yards Lost	52/609	63/592
Fumbles/Ball Lost	25/17	13/10
Touchdowns	43	30
Rushing	15	10
Passing	27	16
Returns	1	4

SCORE BY PERIODS	1ST	2ND	3RD	4TH	OT	TOT
Browns	85	112	40	106	0	— 343
Opponents	60	91	60	51	0	— 262

SCORING	RU	PA	ST	DF	PAT	2RU	2PA	FG	SAF	TP
Brown, Jim	12	3	0	0	0/0	0	0	0/0	0	90
Groza, Lou	0	0	0	0	40/43	0	0	15/23	0	85
Collins, Gary	0	13	0	0	0/0	0	0	0/0	0	78
Kreitling, Rich	0	6	0	0	0/0	0	0	0/0	0	36
Green, Ernie	0	3	0	0	0/0	0	0	0/0	0	18
Ryan, Frank	2	0	0	0	0/0	0	0	0/0	0	12
Crespino, Bob	0	1	0	0	0/0	0	0	0/0	0	6
Scales, Charley	1	0	0	0	0/0	0	0	0/0	0	6
Renfro, Ray	0	1	0	0	0/0	0	0	0/0	0	6
Fichtner, Ross	0	0	0	1	0/0	0	0	0/0	0	6
Browns	15	27	0	1	40/43	0	0	15/23	0	343
Opponents	10	16	4	0	29/30	0	0	17/35	1	262

RUSHING	NO	YDS	AVG	LG	TD
Brown, Jim	291	1,863*	6.4	80t	12*
Green, Ernie	87	526	6.0	73	0
Ryan, Frank	62	224	3.6	25	2
Webb, Ken	12	58	4.8	19	0
Ninowski, Jim	5	-19	-3.8	2	0
Scales, Charley	2	-3	-1.5	2t	1
Franklin, Bobby	1	-10	-10.0	-10	0
Browns	460	2,639	5.7	80t	15
Opponents	423	1,651	3.9	32	10

RECEIVING	NO	YDS	AVG	LG	TD
Collins, Gary	43	674	15.7	49t	13
Brewer, Johnny	29	454	15.7	55	0
Green, Ernie	28	305	10.9	35	3
Brown, Jim	24	268	11.2	83t	3
Kreitling, Rich	22	386	17.5	45	6
Hutchinson, Tom	9	244	27.1	70	0
Renfro, Ray	4	82	20.5	39t	1
Crespino, Bob	2	22	11.0	18	1
Webb, Ken	2	2	1.0	5	0
Scales, Charley	1	13	13.0	13	0
Ryan, Frank	0	-1	0.0	-1	0
Browns	164	2,449	14.9	83t	27
Opponents	208	2,718	13.1	99t	16

INTERCEPTIONS	NO	YDS	AVG	LG	TD
Costello, Vince	7	118	16.9	31	0
Benz, Larry	7	114	16.3	38	0
Fichtner, Ross	2	75	37.5	39	1
Franklin, Bobby	2	26	13.0	14	0
Fiss, Galen	2	8	4.0	6	0
Wiggin, Paul	1	2	2.0	2	0
Houston, Jim	1	0	0.0	0	0
Browns	22	343	15.6	39	1
Opponents	20	317	15.9	55	1

PUNTING	NO	YDS	AVG	IN20	TB	LG	BLK
Collins, Gary	54	2,160	40.0	0	4	73	0
Browns	54	2,160	40.0	0	4	73	0
Opponents	57	2,492	43.7	0	3	69	0

PUNT RETURNS	NO	FC	YDS	AVG	LG	TD
Shorter, Jim	7	2	134	19.1	52	0
Green, Ernie	6	11	79	13.2	55	0
Shofner, Jim	9	2	41	4.6	15	0
Parrish, Bernie	3	1	31	10.3	21	0
Browns	25	16	285	11.4	55	0
Opponents	22	16	216	9.8	29	0

KICKOFF RETURNS	NO	YDS	AVG	LG	TD
Green, Ernie	18	394	21.9	34	0
Scales, Charley	16	432	27.0	50	0
Shorter, Jim	9	219	24.3	49	0
Franklin, Bobby	2	33	16.5	19	0
Webb, Ken	1	12	12.0	12	0
Tidmore, Sam	1	5	5.0	5	0
Morrow, John	1	4	4.0	4	0
Shofner, Jim	1	0	0.0	0	0
Benz, Larry	1	0	0.0	0	0
Browns	50	1,099	22.0	50	0
Opponents	58	1,424	24.6	92t	1

PASSING	ATT	CMP	YDS	PCT	AV/AT	TD	TD%	INT	INT%	LG	TKLD	RATNG
Ryan, Frank	256	135	2,038	52.7	7.96	25	9.8	13	5.1	83t	20/179	90.6
Ninowski, Jim	61	29	423	47.5	6.93	2	3.3	6	9.8	70	4/45	41.9
Brown, Jim	4	0	0	0.0	0.00	0	0.0	0	0.0	0	1/8	39.6
Groza, Lou	1	0	0	0.0	0.00	0	0.0	1	100.0	0	0/0	0.0
Browns	322	164	2,461	50.9	7.64	27	8.4	20	6.2	83t	25/232	78.4
Opponents	408	208	2,718	51.0	6.66	16	3.9	22	5.4	99t	29/243	62.9

* Led NFL

1964 (10-3-1)

COACH: Blanton Collier

1964 USUAL STARTING LINEUPS

OFFENSE

WR	42	Paul Warfield
LT	77	Dick Schafrath
LG	60	John Wooten
C	56	John Morrow
RG	66	Gene Hickerson
RT	73	Monte Clark
TE	83	Johnny Brewer
	87	Tom Hutchinson
WR	86	Gary Collins
QB	13	Frank Ryan
RB	48	Ernie Green
RB	32	Jim Brown

DEFENSE

LDE	84	Paul Wiggin
LDT	74	Dick Modzelewski
RDT	69	Jim Kanicki
RDE	80	Bill Glass
LLB	82	Jim Houston
MLB	50	Vince Costello
RLB	35	Galen Fiss
LCB	30	Bernie Parrish
RCB	49	Walter Beach
LS	23	Larry Benz
RS	24	Bobby Franklin
	20	Ross Fichtner

RADIO ANNOUNCERS:

Gib Shanley, Jim Graner (WERE 1300 AM)

TELEVISION ANNOUNCERS:

Ken Coleman, Warren Lahr (WJW-Channel 8)

DATE	RESULT	OPPONENT	ATT
9/13	W, 27-13	at Washington Redskins	47,577
9/20	T, 33-33	St. Louis Cardinals	76,954
9/27	W, 28-20	at Philadelphia Eagles	60,671
10/4	W, 27-6	Dallas Cowboys	72,062
10/10	L, 7-23	Pittsburgh Steelers	80,530
10/18	W, 20-16	at Dallas Cowboys	37,456
10/25	W, 42-20	New York Giants	81,050
11/1	W, 30-17	at Pittsburgh Steelers	49,568
11/8	W, 34-24	Washington Redskins	76,385
11/15	W, 37-21	Detroit Lions	83,064
11/22	L, 21-28	at Green Bay Packers	48,065
11/29	W, 38-24	Philadelphia Eagles	79,289
12/6	L, 19-28	at St. Louis Cardinals	31,585
12/12	W, 52-20	at New York Giants	63,007

NFL CHAMPIONSHIP

12/27	W, 27-0	Baltimore Colts	79,544
-------	---------	-----------------	--------

TEAM STATISTICS	BROWNS	OPPONENT
Total First Downs	255	275
Rushing	119	119
Passing	118	137
Penalty	18	19
Total Net Yards	4,486	4,722
Avg. Per Game	320.4	337.3
Total Plays	807	894
Avg. Per Play	5.6	5.3
Net Yards Rushing	2,163	2,012
Avg. Per Game	154.5	143.7
Total Rushes	435	465
Net Yards Passing	2,323	2,710
Avg. Per Game	165.9	193.6
Sacked/Yards Lost	28/219	28/222
Gross Yards	2,542	2,932
Attempts/Completions	344/181	401/230
Completion Pct.	52.6%	57.4%
Had Intercepted	19	19
Punts/Avg.	49/41.9	57/39.7
Net Punting Avg.	49/38.1	57/34.4
Penalties/Yards Lost	60/611	64/643
Fumbles/Ball Lost	15/7	30/21
Touchdowns	50	36
Rushing	14	18
Passing	28	18
Returns	8	0

SCORE BY PERIODS	1ST	2ND	3RD	4TH	OT	TOT
Browns	61	123	107	124	0	415
Opponents	57	85	69	82	0	293

SCORING	RU	PA	ST	DF	PAT	2RU	2PA	FG	SAF	TP
Groza, Lou	0	0	0	0	49/50	0	0	22/33	0	115
Green, Ernie	6	4	0	0	0/0	0	0	0/0	0	60
Brown, Jim	7	2	0	0	0/0	0	0	0/0	0	54
Warfield, Paul	0	9	0	0	0/0	0	0	0/0	0	54
Collins, Gary	0	8	0	0	0/0	0	0	0/0	0	48
Brewer, Johnny	0	3	0	0	0/0	0	0	0/0	0	18
Roberts, Walter	0	1	0	0	0/0	0	0	0/0	0	6
Parrish, Bernie	0	0	0	1	0/0	0	0	0/0	0	6
Scales, Charley	0	0	1	0	0/0	0	0	0/0	0	6
Kelly, Leroy	0	0	1	0	0/0	0	0	0/0	0	6
Ryan, Frank	1	0	0	0	0/0	0	0	0/0	0	6
Williams, Sidney	0	1	0	0	0/0	0	0	0/0	0	6
Shoals, Roger	0	0	1	0	0/0	0	0	0/0	0	6
Houston, Jim	0	0	0	1	0/0	0	0	0/0	0	6
Wiggin, Paul	0	0	0	1	0/0	0	0	0/0	0	6
McNeil, Clifton	0	1	0	0	0/0	0	0	0/0	0	6
Beach, Walter	0	0	0	1	0/0	0	0	0/0	0	6
Browns	14	28	4	4	49/50	0	0	22/33	0	415
Opponents	18	18	0	0	32/35	0	0	15/23	0	293

RUSHING	NO	YDS	AVG	LG	TD
Brown, Jim	280	1,446*	5.2	71	7
Green, Ernie	109	491	4.5	37t	6
Ryan, Frank	37	217	5.9	19	1
Kelly, Leroy	6	12	2.0	5	0
Scales, Charley	2	5	2.5	3	0
Ninowski, Jim	1	-8	-8.0	-8	0
Browns	435	2,163	5.0	71	14
Opponents	465	2,012	4.3	45t	18

RECEIVING	NO	YDS	AVG	LG	TD
Warfield, Paul	52	920	17.7	62t	9
Brown, Jim	36	340	9.4	40t	2
Collins, Gary	35	544	15.5	43	8
Brewer, Johnny	25	338	13.5	41	3
Green, Ernie	25	283	11.3	32	4
McNeil, Clifton	4	69	17.3	28	1
Hutchinson, Tom	3	24	8.0	12	0
Roberts, Walter	1	24	24.0	24t	1
Browns	181	2,542	14.0	62t	28
Opponents	230	2,932	12.7	92t	18

INTERCEPTIONS	NO	YDS	AVG	LG	TD
Parrish, Bernie	4	98	24.5	54t	1
Beach, Walter	4	81	20.3	65t	1
Benz, Larry	4	67	16.8	45	0
Houston, Jim	2	86	43.0	44	1
Fichtner, Ross	2	67	33.5	64	0
Costello, Vince	2	21	10.5	20	0
Fiss, Galen	1	24	24.0	24	0
Browns	19	444	23.4	65t	3
Opponents	19	154	8.1	27	0

PUNTING	NO	YDS	AVG	IN20	TB	LG	BLK
Collins, Gary	48	2,016	42.0	0	5	58	0
Franklin, Bobby	1	36	36.0	0	0	36	0
Browns	49	2,052	41.9	0	5	58	0
Opponents	57	2,265	39.7	0	5	60	1

PUNT RETURNS	NO	FC	YDS	AVG	LG	TD
Kelly, Leroy	9	7	171	19.0	68t	1
Roberts, Walter	10	6	132	13.2	40	0
Williams, Sidney	1	0	0	0.0	0	0
Browns	20	13	303	15.1	68t	1
Opponents	20	8	183	9.1	53	0

KICKOFF RETURNS	NO	YDS	AVG	LG	TD
Roberts, Walter	24	661	27.5	60	0
Kelly, Leroy	24	582	24.3	45	0
Scales, Charley	5	75	15.0	24	0
Warfield, Paul	1	4	4.0	4	0
Franklin, Bobby	1	1	1.0	1	0
Clark, Monte	1	0	0.0	0	0
Williams, Sidney	1	0	0.0	0	0
Browns	57	1,323	23.2	60	0
Opponents	75	1,517	20.2	49	0

PASSING	ATT	CMP	YDS	PCT	AV/AT	TD	TD%	INT	INT%	LG	TKLD	RATNG
Ryan, Frank	334	174	2,404	52.1	7.20	25*	7.5	19	5.7	62t	27/207	76.7
Ninowski, Jim	9	6	125	66.7	13.89	2	22.2	0	0.0	41	1/12	149.3
Brown, Jim	1	1	13	100.0	13.00	1	100.0	0	0.0	13t	0/0	158.3
Browns	344	181	2,542	52.6	7.39	28	8.1	19	5.5	62t	28/219	80.8
Opponents	401	230	2,932	57.4	7.31	18	4.5	19	4.7	92t	28/222	75.6

* Led NFL

1965 (11-3)

COACH: Blanton Collier

1965 USUAL STARTING LINEUPS

OFFENSE

WR	27	Walter Roberts
	85	Clifton McNeil
LT	77	Dick Schafrath
LG	60	John Wooten
C	56	John Morrow
RG	66	Gene Hickerson
RT	73	Monte Clark
TE	83	Johnny Brewer
WR	86	Gary Collins
QB	13	Frank Ryan
RB	48	Ernie Green
RB	32	Jim Brown

DEFENSE

LDE	84	Paul Wiggin
LDT	74	Dick Modzelewski
RDT	69	Jim Kanicki
RDE	80	Bill Glass
LLB	82	J. Houston
	35	G. Fiss
MLB	50	Vince Costello
RLB	67	S. Williams
	35	G. Fiss
LCB	30	Bernie Parrish
RCB	49	W. Beach
	40	E. Barnes
LS	20	Ross Fichtner
RS	23	Larry Benz

RADIO ANNOUNCERS:

Gib Shanley, Jim Graner (WERE 1300 AM)

TELEVISION ANNOUNCERS:

Ken Coleman, Warren Lahr (WJW-Channel 8)

DATE	RESULT	OPPONENT	ATT
9/19	W, 17-7	at Washington Redskins	48,208
9/26	L, 13-49	St. Louis Cardinals	80,161
10/3	W, 35-17	at Philadelphia Eagles	60,759
10/9	W, 24-19	Pittsburgh Steelers	80,187
10/17	W, 23-17	Dallas Cowboys	80,432
10/24	W, 38-14	at New York Giants	62,864
10/31	L, 17-27	Minnesota Vikings	83,505
11/7	W, 38-34	Philadelphia Eagles	72,807
11/14	W, 34-21	New York Giants	82,426
11/21	W, 24-17	at Dallas Cowboys	76,251
11/28	W, 42-21	at Pittsburgh Steelers	42,757
12/5	W, 24-16	Washington Redskins	77,765
12/12	L, 7-42	at Los Angeles Rams	49,048
12/19	W, 27-24	at St. Louis Cardinals	29,348

NFL CHAMPIONSHIP

1/2	L, 12-23	at Green Bay Packers	50,852
-----	----------	----------------------	--------

TEAM STATISTICS	BROWNS	OPPONENT
Total First Downs	257	265
Rushing	133	104
Passing	97	135
Penalty	27	26
Total Net Yards	4,398	4,712
Avg. Per Game	314.1	336.6
Total Plays	836	869
Avg. Per Play	5.3	5.4
Net Yards Rushing	2,331	1,866
Avg. Per Game	166.5	133.3
Total Rushes	476	412
Net Yards Passing	2,067	2,846
Avg. Per Game	147.6	203.3
Sacked/Yards Lost	31/272	38/307
Gross Yards	2,339	3,153
Attempts/Completions	329/160	419/204
Completion Pct.	48.6%	48.7%
Had Intercepted	16	24
Punts/Avg.	69/45.7	69/41.1
Net Punting Avg.	69/41.9	69/34.9
Penalties/Yards Lost	84/976	62/586
Fumbles/Ball Lost	20/9	14/9
Touchdowns	45	43
Rushing	19	11
Passing	23	31
Returns	3	1

SCORE BY PERIODS	1ST	2ND	3RD	4TH	OT	TOT
Browns	60	114	85	104	0	363
Opponents	55	112	68	90	0	325

SCORING	RU	PA	ST	DF	PAT	2RU	2PA	FG	SAF	TP
Brown, Jim	17	4	0	0	0/0	0	0	0/0	0	126
Groza, Lou	0	0	0	0	45/45	0	0	16/25	0	93
Collins, Gary	0	10	0	0	0/0	0	0	0/0	0	60
Green, Ernie	2	2	0	0	0/0	0	0	0/0	0	24
Roberts, W.	0	4	0	0	0/0	0	0	0/0	0	24
Hutchinson, T.	0	2	0	0	0/0	0	0	0/0	0	12
Kelly, Leroy	0	0	2	0	0/0	0	0	0/0	0	12
Brewer, J.	0	1	0	0	0/0	0	0	0/0	0	6
Fichtner, Ross	0	0	0	1	0/0	0	0	0/0	0	6
Browns	19	23	2	1	45/45	0	0	16/25	0	363
Opponents	11	31	1	0	40/42	0	0	9/18	0	325

RUSHING	NO	YDS	AVG	LG	TD
Brown, Jim	289	1,544*	5.3	67	17
Green, Ernie	111	436	3.9	41	2
Kelly, Leroy	37	139	3.8	16	0
Ryan, Frank	19	72	3.8	18	0
Scales, Charley	11	59	5.4	20	0
Ninowski, Jim	4	46	11.5	17	0
Roberts, Walter	3	30	10.0	14	0
Collins, Gary	1	16	16.0	16	0
Franklin, Bobby	1	-11	-11.0	-11	0
Browns	476	2,331	4.9	67	19
Opponents	412	1,866	4.5	54t	11

RECEIVING	NO	YDS	AVG	LG	TD
Collins, Gary	50	884	17.7	67	10
Brown, Jim	34	328	9.6	32t	4
Green, Ernie	25	298	11.9	69	2
Roberts, Walter	16	314	19.6	80t	4
Brewer, Johnny	13	174	13.4	25t	1
Kelly, Leroy	9	122	13.6	52	0
Hutchinson, Tom	6	113	18.8	24t	2
McNeil, Clifton	3	69	23.0	32	0
Warfield, Paul	3	30	10.0	13	0
Scales, Charley	1	7	7.0	7	0
Browns	160	2,339	14.6	80t	23
Opponents	204	3,153	15.5	87t	31

INTERCEPTIONS	NO	YDS	AVG	LG	TD
Benz, Larry	5	78	15.6	31	0
Fichtner, Ross	4	98	24.5	48	1
Parrish, Bernie	4	45	11.3	35	0
Costello, Vince	3	33	11.0	23	0
Houston, Jim	2	32	16.0	28	0
Barnes, Erich	1	35	35.0	35	0
Lindsey, Dale	1	11	11.0	11	0
Sczurek, Stan	1	10	10.0	10	0
Fiss, Galen	1	5	5.0	5	0
Glass, Bill	1	0	0.0	0	0
Williams, Sidney	1	0	0.0	0	0
Beach, Walter	0	2	0.0	2	0
Browns	24	349	14.5	48	1
Opponents	16	275	17.2	96t	1

PUNTING	NO	YDS	AVG	IN20	TB	LG	BLK
Collins, Gary	65	3,035	46.7*	0	10	71	0
Franklin, Bobby	4	118	29.5	0	0	31	0
Browns	69	3,153	45.7	0	10	71	0
Opponents	69	2,838	41.1	0	4	69	0

PUNT RETURNS	NO	FC	YDS	AVG	LG	TD
Kelly, Leroy	17	6	265	15.6*	67t	2
Roberts, Walter	18	13	162	9.0	51	0
Scales, Charley	1	0	0	0.0	0	0
Browns	36	19	427	11.9	67t	2
Opponents	36	7	269	7.5	67	0

KICKOFF RETURNS	NO	YDS	AVG	LG	TD
Kelly, Leroy	24	621	25.9	51	0
Roberts, Walter	18	493	27.4	88	0
Scales, Charley	4	88	22.0	24	0
Howell, Mike	2	3	1.5	3	0
Hutchinson, Tom	2	0	0.0	0	0
Green, Ernie	1	4	4.0	4	0
Lindsey, Dale	1	0	0.0	0	0
Franklin, Bobby	1	0	0.0	0	0
Browns	53	1,209	22.8	88	0
Opponents	58	1,334	23.0	65	0

PASSING	ATT	CMP	YDS	PCT	AVI/AT	TD	TD%	INT	INT%	LG	TKLD	RATNG
Ryan, Frank	243	119	1,751	49.0	7.21	18	7.4	13	5.3	80t	23/202	75.3
Ninowski, Jim	83	40	549	48.2	6.61	4	4.8	3	3.6	32	8/70	70.8
Brown, Jim	2	1	39	50.0	19.50	1	50.0	0	0.0	39t	0/0	135.4
Groza, Lou	1	0	0	0.0	0.00	0	0.0	0	0.0	0	0/0	39.6
Browns	329	160	2,339	48.6	7.11	23	7.0	16	4.9	80t	31/272	75.3
Opponents	419	204	3,153	48.7	7.53	31	7.4	24	5.7	87t	38/307	74.8

* Led NFL

1966 (9-5)

COACH: Blanton Collier

1966 USUAL STARTING LINEUPS

OFFENSE

WR	42	Paul Warfield
LT	77	Dick Schafrath
	73	Monte Clark
LG	60	John Wooten
C	56	John Morrow
	54	Fred Hoaglin
RG	66	Gene Hickerson
RT	73	Monte Clark
	70	John Brown
TE	89	Milt Morin
	41	Ralph Smith
WR	86	Gary Collins
QB	13	Frank Ryan
RB	44	Leroy Kelly
RB	48	Ernie Green

DEFENSE

LDE	84	Paul Wiggin
LDT	71	Walter Johnson
RDT	69	Jim Kanicki
	78	Frank Parker
RDE	80	Bill Glass
LLB	82	Jim Houston
MLB	50	Vince Costello
	51	Dale Lindsey
RLB	83	Johnny Brewer
LCB	40	Erich Barnes
RCB	34	Mike Howell
	49	Walter Beach
LS	20	Ross Fichtner
RS	24	Ernie Kellermann
	20	Ross Fichtner

RADIO ANNOUNCERS:

Gib Shanley, Jim Graner (WERE 1300 AM)

TELEVISION ANNOUNCERS:

Frank Gleiber, Warren Lahr (WJW-Channel 8)

DATE	RESULT	OPPONENT	ATT
9/11	W, 38-14	at Washington Redskins	48,643
9/18	L, 20-21	Green Bay Packers	83,943
9/25	L, 28-34	St. Louis Cardinals	74,814
10/2	W, 28-7	at New York Giants	62,916
10/8	W, 41-10	Pittsburgh Steelers	82,687
10/23	W, 30-21	Dallas Cowboys	84,721
10/30	W, 49-17	at Atlanta Falcons	57,235
11/6	L, 6-16	at Pittsburgh Steelers	39,690
11/13	W, 27-7	Philadelphia Eagles	77,968
11/20	W, 14-3	Washington Redskins	78,466
11/24	L, 14-26	at Dallas Cowboys	75,504
12/4	W, 49-40	New York Giants	61,651
12/11	L, 21-33	at Philadelphia Eagles	58,074
12/17	W, 38-10	at St. Louis Cardinals	47,721

TEAM STATISTICS	BROWNS	OPPONENT
Total First Downs	278	255
Rushing	117	113
Passing	142	124
Penalty	19	18
Total Net Yards	5,071	4,266
Avg. Per Game	362.2	304.7
Total Plays	846	891
Avg. Per Play	6.0	4.8
Net Yards Rushing	2,166	1,894
Avg. Per Game	154.7	135.3
Total Rushes	415	450
Net Yards Passing	2,905	2,372
Avg. Per Game	207.5	169.4
Sacked/Yards Lost	29/237	35/278
Gross Yards	3,142	2,650
Attempts/Completions	402/212	406/221
Completion Pct.	52.7%	54.4%
Had Intercepted	15	30
Punts/Avg.	57/39.0	56/39.7
Net Punting Avg.	57/37.1	56/37.1
Penalties/Yards Lost	69/747	61/563
Fumbles/Ball Lost	17/10	24/19
Touchdowns	54	29
Rushing	18	12
Passing	33	14
Returns	3	3

SCORE BY PERIODS	1ST	2ND	3RD	4TH	OT	TOT
Browns	87	92	90	134	0	— 403
Opponents	54	89	49	67	0	— 259

SCORING	RU	PA	ST	DF	PAT	2RU	2PA	FG	SAF	TP
Kelly, Leroy	15	1	0	0	0/0	0	0	0/0	0	96
Groza, Lou	0	0	0	0	51/52	0	0	9/23	0	78

Collins, Gary	0	12	0	0	0/0	0	0	0/0	0	72
Green, Ernie	3	6	0	0	0/0	0	0	0/0	0	54
Warfield, Paul	0	5	1	0	0/0	0	0	0/0	0	36
Morin, Milt	0	3	0	0	0/0	0	0	0/0	0	18
Smith, Ralph	0	3	0	0	0/0	0	0	0/0	0	18
McNeil, Clifton	0	2	0	0	0/0	0	0	0/0	0	12
Houston, Jim	0	1	0	0	1/1	0	0	0/0	0	7
Glass, Bill	0	0	0	1	0/0	0	0	0/0	0	6
Fichtner, Ross	0	0	0	1	0/0	0	0	0/0	0	6
Team, Stat	0	0	0	0	0/1	0	0	0/0	0	0
Browns	18	33	1	2	52/54	0	0	9/23	0	403
Opponents	12	14	3	0	28/29	0	0	19/28	0	259

RUSHING	NO	YDS	AVG	LG	TD
Kelly, Leroy	209	1,141	5.5	70t	15*
Green, Ernie	144	750	5.2	35	3
Ryan, Frank	36	156	4.3	17	0
Harraway, Charley	7	40	5.7	18	0
Schultz, Randy	7	32	4.6	20	0
Pietrosante, Nick	7	20	2.9	8	0
Ninowski, Jim	3	-11	-3.7	4	0
Collins, Gary	2	38	19.0	36	0
Browns	415	2,166	5.2	70t	18
Opponents	450	1,894	4.2	37	12

RECEIVING	NO	YDS	AVG	LG	TD
Collins, Gary	56	946	16.9	54	12
Green, Ernie	45	445	9.9	31t	6
Warfield, Paul	36	741	20.6	51	5
Kelly, Leroy	32	366	11.4	40	1
Morin, Milt	23	333	14.5	32	3
Smith, Ralph	13	183	14.1	28	3
McNeil, Clifton	2	94	47.0	50t	2
Roberts, Walter	2	19	9.5	10	0
Pietrosante, Nick	1	12	12.0	12	0
Houston, Jim	1	10	10.0	10t	1
Costello, Vince	1	-7	-7.0	-7	0
Browns	212	3,142	14.8	54	33
Opponents	221	2,650	12.0	58t	14

INTERCEPTIONS	NO	YDS	AVG	LG	TD
Fichtner, Ross	8	152	19.0	58	1
Howell, Mike	8	62	7.8	29	0
Barnes, Erich	4	128	32.0	54	0
Kellermann, Ernie	3	23	7.7	12	0
Houston, Jim	2	27	13.5	21	0
Parrish, Bernie	1	16	16.0	16	0
Wiggin, Paul	1	0	0.0	0	0
Brewer, Johnny	1	0	0.0	0	0
Costello, Vince	1	0	0.0	0	0
Beach, Walter	1	0	0.0	0	0
Browns	30	408	13.6	58	1
Opponents	15	68	4.5	27	0

PUNTING	NO	YDS	AVG	IN20	TB	LG	BLK
Collins, Gary	57	2,223	39.0	0	6	60	0
Browns	57	2,223	39.0	0	6	60	0
Opponents	56	2,224	39.7	0	2	56	0

PUNT RETURNS	NO	FC	YDS	AVG	LG	TD
Kelly, Leroy	13	6	104	8.0	52	0
Roberts, Walter	11	13	42	3.8	30	0
Green, Ernie	0	2	0	0.0	0	0
Browns	24	21	146	6.1	52	0
Opponents	23	15	111	4.8	38	0

KICKOFF RETURNS	NO	YDS	AVG	LG	TD
Roberts, Walter	20	454	22.7	57	0
Kelly, Leroy	19	403	21.2	49	0
Harraway, Charley	9	193	21.4	33	0
Schultz, Randy	3	52	17.3	23	0
Pietrosante, Nick	2	9	4.5	8	0
Smith, Ralph	1	0	0.0	0	0
Browns	54	1,111	20.6	57	0
Opponents	68	1,501	22.1	94t	2

FIELD GOALS	1-19	20-29	30-39	40-49	50+	TOT
Groza, Lou	0/1	2/6	4/8	3/8	0/0	9/23
Browns	0/1	2/6	4/8	3/8	0/0	9/23
Opponents	7/7	5/8	5/8	2/4	0/1	19/28

PASSING	ATT	CMP	YDS	PCT	AV/AT	TD	TD%	INT	INT%	LG	TKLD	RATNG
Ryan, Frank	382	200	2,974	52.4	7.79	29*	7.6	14	3.7	54	28/223	88.2
Ninowski, Jim	18	11	175	61.1	9.72	4	22.2	1	5.6	44t	1/14	110.0
Groza, Lou	1	1	7	100.0	7.00	0	0.0	0	0.0	-7	0/0	95.8
Kelly, Leroy	1	0	0	0.0	0.00	0	0.0	0	0.0	0	0/0	39.6
Browns	402	212	3,156	52.7	7.85	33	8.2	15	3.7	54	29/237	90.6
Opponents	406	221	2,650	54.4	6.53	14	3.4	30	7.4	58t	35/278	55.3

* Led NFL

1967 (9-5)

COACH: Blanton Collier		DEFENSE	
1967 USUAL STARTING LINEUPS		LDE	84 Paul Wiggin
OFFENSE		80	Bill Glass
WR	42 Paul Warfield	LDT	71 Walter Johnson
LT	77 Dick Schafrath	69	Jim Kanicki
LG	60 John Wooten	RDT	69 Jim Kanicki
C	54 Fred Hoaglin	71	Walter Johnson
RG	66 Gene Hickerson	RDE	80 Bill Glass
RT	73 Monte Clark	84	Paul Wiggin
	65 John DeMarie	LLB	82 Jim Houston
TE	41 Ralph Smith	56	Bob Matheson
WR	86 Gary Collins	MLB	51 Dale Lindsey
	87 Eppie Barney	82	Jim Houston
QB	13 Frank Ryan	RLB	83 Johnny Brewer
	15 Gary Lane	52	Billy Andrews
RB	44 Leroy Kelly	LCB	40 Erich Barnes
RB	48 Ernie Green	28	Ben Davis
	35 Larry Conjar	RCB	34 Mike Howell
		40	Erich Barnes
RADIO ANNOUNCERS:		LS	24 Ernie Kellermann
Gib Shanley, Jim Graner (WERE 1300 AM)		20	Ross Fichtner
TELEVISION ANNOUNCERS:		RS	20 Ross Fichtner
Frank Gleiber, Warren Lahr (WJW-Channel 8)		24	Ernie Kellermann

DATE	RESULT	OPPONENT	ATT
9/17	L, 14-21	Dallas Cowboys	81,039
9/24	L, 14-31	at Detroit Lions	57,383
10/1	W, 42-7	at New Orleans Saints	77,045
10/7	W, 21-10	Pittsburgh Steelers	82,949
10/15	W, 20-16	St. Louis Cardinals	77,813
10/22	W, 24-0	Chicago Bears	83,183
10/29	L, 34-38	at New York Giants	62,903
11/5	W, 34-14	at Pittsburgh Steelers	47,131
11/12	L, 7-55	at Green Bay Packers	50,074
11/19	W, 14-10	Minnesota Vikings	68,431
11/26	W, 42-37	Washington Redskins	72,798
12/3	W, 24-14	New York Giants	78,594
12/10	W, 20-16	at St. Louis Cardinals	47,782
12/17	L, 24-28	at Philadelphia Eagles	60,658

PLAYOFF

12/24	L, 14-52	at Dallas Cowboys	70,786
PLAYOFF BOWL			
1/7	L, 6-30	Los Angeles Rams	37,102

TEAM STATISTICS	BROWNS	OPPONENT
Total First Downs	238	281
Rushing	119	115
Passing	102	153
Penalty	17	13
Total Net Yards	4,316	4,848
Avg. Per Game	308.3	346.3
Total Plays	821	956
Avg. Per Play	5.3	5.1
Net Yards Rushing	2,139	1,767
Avg. Per Game	152.8	126.2
Total Rushes	444	459
Net Yards Passing	1,942	2,877
Avg. Per Game	138.7	205.5
Sacked/Yards Lost	44/372	44/354
Gross Yards	2,314	3,231
Attempts/Completions	333/160	454/250
Completion Pct.	48.0%	55.1%
Had Intercepted	18	22
Punts/Avg.	67/37.1	62/39.9
Net Punting Avg.	67/36.0	62/34.2
Penalties/Yards Lost	72/773	57/655
Fumbles/Ball Lost	24/17	29/14
Touchdowns	43	37
Rushing	15	15
Passing	22	19
Returns	6	3

SCORE BY PERIODS	1ST	2ND	3RD	4TH	OT	TOT
Browns	93	83	72	86	0	334
Opponents	55	101	66	75	0	297

PASSING	ATT	CMP	YDS	PCT	AV/AT	TD	TD%	INT	INT%	LG	TKLD	RATNG
Ryan, Frank	280	136	2,026	48.6	7.24	20	7.1	16	5.7	49t	38/318	72.7
Lane, Gary	43	21	254	48.8	5.91	2	4.7	1	2.3	23	4/30	73.2
Shiner, Dick	9	3	34	33.3	3.78	0	0.0	0	0.0	1	2/24	6.0
Kelly, Leroy	1	0	0	0.0	0.00	0	0.0	0	0.0	0	0/0	39.6
Browns	333	160	2,314	48.0	6.95	22	6.6	18	5.4	49t	44/372	70.6
Opponents	454	250	3,231	55.1	7.12	19	4.2	22	4.8	60t	44/354	71.4

* Led NFL

SCORING	RU	PA	ST	DF	PAT	2RU	2PA	FG	SAF	TP
Kelly, Leroy	11	2	0	0	0/0	0	0	0/0	0	78
Groza, Lou	0	0	0	0	43/43	0	0	11/23	0	76
Warfield, Paul	0	8	0	0	0/0	0	0	0/0	0	48
Collins, Gary	0	7	0	0	0/0	0	0	0/0	0	42
Green, Ernie	4	2	0	0	0/0	0	0	0/0	0	36
McNeil, Clifton	0	2	0	0	0/0	0	0	0/0	0	12
Houston, Jim	0	0	0	2	0/0	0	0	0/0	0	12
Smith, Ralph	0	1	0	1	0/0	0	0	0/0	0	12
Brewer, Johnny	0	0	0	1	0/0	0	0	0/0	0	6
Davis, Ben	0	0	1	0	0/0	0	0	0/0	0	6
Ward, Carl	0	0	1	0	0/0	0	0	0/0	0	6
Browns	15	22	2	4	43/43	0	0	11/23	0	334
Opponents	15	19	3	0	36/37	0	0	13/25	0	297

RUSHING	NO	YDS	AVG	LG	TD
Kelly, Leroy	235	1,205*	5.1	42t	11
Green, Ernie	145	710	4.9	59t	4
Ryan, Frank	22	57	2.6	12	0
Conjar, Larry	20	78	3.9	16	0
Pietrosante, Nick	10	73	7.3	31	0
Harraway, Charley	5	-4	-0.8	2	0
Lane, Gary	2	21	10.5	12	0
Warfield, Paul	2	10	5.0	18	0
Shiner, Dick	2	-7	-3.5	-3	0
Collins, Gary	1	6	6.0	6	0
Browns	444	2,149	4.8	59t	15
Opponents	459	1,767	3.8	37	15

RECEIVING	NO	YDS	AVG	LG	TD
Green, Ernie	39	369	9.5	41t	2
Warfield, Paul	32	702	21.9	49t	8
Collins, Gary	32	500	15.6	33	7
Kelly, Leroy	20	282	14.1	48	2
Smith, Ralph	14	211	15.1	49t	1
Morin, Milt	7	90	12.9	21	0
Conjar, Larry	6	68	11.3	27	0
Pietrosante, Nick	6	56	9.3	23	0
McNeil, Clifton	3	33	11.0	23	2
Barney, Eppie	1	3	3.0	3	0
Browns	160	2,314	14.5	49t	22
Opponents	250	3,231	12.9	60t	19

INTERCEPTIONS	NO	YDS	AVG	LG	TD
Fichtner, Ross	4	113	28.3	88	0
Barnes, Erich	4	47	11.8	40	0
Houston, Jim	3	97	32.3	79t	2
Howell, Mike	3	20	6.7	20	0
Brewer, Johnny	2	75	37.5	70t	1
Davis, Ben	1	9	9.0	9	0
Kellermann, Ernie	1	9	9.0	9	0
Lindsey, Dale	1	5	5.0	5	0
Glass, Bill	1	0	0.0	0	0
Matheson, Bob	1	0	0.0	0	0
Ward, Carl	1	0	0.0	0	0
Browns	22	375	17.0	88	3
Opponents	18	290	16.1	42	1

PUNTING	NO	YDS	AVG	IN20	TB	LG	BLK
Collins, Gary	57	2,078	36.5	0	2	52	2
Kelly, Leroy	10	407	40.7	0	0	51	0
Browns	67	2,485	37.1	0	2	52	2
Opponents	62	2,475	39.9	0	2	57	0

PUNT RETURNS	NO	FC	YDS	AVG	LG	TD
Davis, Ben	18	7	229	12.7*	52t	1
Ward, Carl	6	3	62	10.3	24	0
Kelly, Leroy	9	4	59	6.6	32	0
Harraway, Charley	1	0	7	7.0	7	0
Youngblood, George	1	0	0	0.0	0	0
Browns	35	14	357	10.2	52t	1
Opponents	29	21	70	2.4	12	0

KICKOFF RETURNS	NO	YDS	AVG	LG	TD
Davis, Ben	27	708	26.2	63	0
Ward, Carl	22	546	24.8	104t	1
Kelly, Leroy	5	131	26.2	32	0
Barney, Eppie	1	11	11.0	11	0
Browns	55	1,396	25.4	104t	1
Opponents	59	1,288	21.8	87t	2

FIELD GOALS	1-19	20-29	30-39	40-49	50+	TOT
Groza, Lou	2/2	2/5	6/8	1/7	0/1	11/23
Browns	2/2	2/5	6/8	1/7	0/1	11/23

1968 (10-4)

COACH: Blanton Collier

1968 USUAL STARTING LINEUPS

OFFENSE		DEFENSE	
WR 42	Paul Warfield	LDE 88	Ron Snidow
LT 77	Dick Schafrath	81	Jack Gregory
LG 65	John DeMarie	LDT 71	Walter Johnson
C 54	Fred Hoaglin	RDT 69	Jim Kanicki
RG 66	Gene Hickerson	84	Marvin Upshaw
RT 73	Monte Clark	RDE 80	Bill Glass
TE 89	Milt Morin	81	Jack Gregory
WR 87	Eppie Barney	LLB 82	Jim Houston
86	Gary Collins	MLB 56	Bob Matheson
QB 16	Bill Nelsen	RLB 51	Dale Lindsey
13	Frank Ryan	50	John Garlington
RB 44	Leroy Kelly	LCB 40	Erich Barnes
RB 48	Ernie Green	RCB 28	Ben Davis
31	Charley Harraway	LS 24	Ernie Kellermann
		34	Mike Howell
RADIO ANNOUNCERS:		RS 34	Mike Howell
Gib Shanley, Jim Graner (WHK 1420 AM)		24	Ernie Kellermann

DATE	RESULT	OPPONENT	ATT
9/15	W, 24-10	at New Orleans Saints	74,215
9/22	L, 7-28	at Dallas Cowboys	68,733
9/29	L, 6-24	Los Angeles Rams	82,514
10/5	W, 31-24	Pittsburgh Steelers	81,865
10/13	L, 21-27	St. Louis Cardinals	79,349
10/20	W, 30-20	at Baltimore Colts	60,238
10/27	W, 30-7	Atlanta Falcons	67,723
11/3	W, 33-21	at San Francisco 49ers	31,359
11/10	W, 35-17	New Orleans Saints	71,025
11/17	W, 45-24	at Pittsburgh Steelers	41,572
11/24	W, 47-13	Philadelphia Eagles	62,338
12/1	W, 45-10	New York Giants	83,193
12/8	W, 24-21	at Washington Redskins	50,661
12/14	L, 16-27	at St. Louis Cardinals	39,746

PLAYOFF

12/21	W, 31-20	Dallas Cowboys	81,497
		NFL CHAMPIONSHIP	
12/29	L, 0-34	Baltimore Colts	80,628

TEAM STATISTICS	BROWNS	OPPONENT
Total First Downs	248	259
Rushing	104	110
Passing	123	130
Penalty	21	19
Total Net Yards	4,861	4,208
Avg. Per Game	347.2	300.6
Total Plays	831	888
Avg. Per Play	5.8	4.7
Net Yards Rushing	2,031	1,842
Avg. Per Game	145.1	131.6
Total Rushes	447	423
Net Yards Passing	2,834	2,248
Avg. Per Game	202.4	160.6
Sacked/Yards Lost	21/181	26/199
Gross Yards	3,015	2,447
Attempts/Completions	363/184	439/213
Completion Pct.	50.7%	48.5%
Had Intercepted	16	32
Punts/Avg.	63/37.3	60/39.9
Net Punting Avg.	63/35.4	60/38.3
Penalties/Yards Lost	74/851	61/620
Fumbles/Ball Lost	23/14	20/14
Touchdowns	49	33
Rushing	20	11
Passing	27	19
Returns	2	3

SCORE BY PERIODS	1ST	2ND	3RD	4TH	OT	TOT
Browns	51	134	97	112	0	394
Opponents	50	84	41	98	0	273

SCORING	RU	PA	ST	DF	PAT	2RU	2PA	FG	SAF	TP
Kelly, Leroy	16	4	0	0	0/0	0	0	0/0	0	120*
Cockroft, Don	0	0	0	0	46/48	0	0	18/24	0	100
Warfield, Paul	0	12	0	0	0/0	0	0	0/0	0	72
Morin, Milt	0	5	0	0	0/0	0	0	0/0	0	30
Barney, Eppie	1	1	0	0	0/0	0	0	0/0	0	12
Green, Ernie	0	2	0	0	0/0	0	0	0/0	0	12
Morrison, Reece	1	1	0	0	0/0	0	0	0/0	0	12

Glass, Bill	0	0	0	1	0/0	0	0	0/0	0	6
Barnes, Erich	0	0	0	1	0/0	0	0	0/0	0	6
Harraway, Charley	0	1	0	0	0/0	0	0	0/0	0	6
McDonald, Tommy	0	1	0	0	0/0	0	0	0/0	0	6
Leigh, Charles	1	0	0	0	0/0	0	0	0/0	0	6
Nelsen, Bill	1	0	0	0	0/0	0	0	0/0	0	6
Browns	20	27	0	2	46/48	0	0	18/24	0	394
Opponents	11	19	3	0	33/33	0	0	14/26	0	273

RUSHING	NO	YDS	AVG	LG	TD
Kelly, Leroy	248	1,239*	5.0	65	16*
Harraway, Charley	91	334	3.7	23	0
Green, Ernie	41	152	3.7	14	0
Leigh, Charles	23	144	6.3	20t	1
Morrison, Reece	18	39	2.2	11	1
Nelsen, Bill	13	30	2.3	18	1
Ryan, Frank	11	64	5.8	19	0
Smith, Ralph	1	13	13.0	13	0
Morin, Milt	1	8	8.0	8	0
Barney, Eppie	0	8	0.0	8t	1
Browns	447	2,031	4.5	65	20
Opponents	423	1,842	4.4	44	11

RECEIVING	NO	YDS	AVG	LG	TD
Warfield, Paul	50	1,067	21.3	65t	12
Morin, Milt	43	792	18.4	87	5
Kelly, Leroy	22	297	13.5	68t	4
Barney, Eppie	18	189	10.5	18	1
Green, Ernie	16	142	8.9	62t	2
Harraway, Charley	12	162	13.5	63	1
Collins, Gary	9	230	25.6	39	0
McDonald, Tommy	7	113	16.1	42	1
Leigh, Charles	3	-4	-1.3	4	0
Morrison, Reece	2	40	20.0	29t	1
Smith, Ralph	2	11	5.5	7	0
Browns	184	3,039	16.5	87	27
Opponents	213	2,447	11.5	56	19

INTERCEPTIONS	NO	YDS	AVG	LG	TD
Davis, Ben	8	162	20.3	44	0
Howell, Mike	6	55	9.2	24	0
Kellermann, Ernie	6	29	4.8	12	0
Barnes, Erich	3	64	21.3	40t	1
Houston, Jim	3	11	3.7	7	0
Matheson, Bob	2	44	22.0	30	0
Glass, Bill	2	21	10.5	17t	1
Lindsey, Dale	1	0	0.0	0	0
Garlington, John	1	0	0.0	0	0
Browns	32	386	12.1	44	2
Opponents	16	152	9.5	40	1

PUNTING	NO	YDS	AVG	IN20	TB	LG	BLK
Cockroft, Don	61	2,297	37.7	0	1	59	0
Collins, Gary	2	52	26.0	0	0	28	0
Browns	63	2,349	37.3	0	1	59	0
Opponents	60	2,392	39.9	0	4	70	0

PUNT RETURNS	NO	FC	YDS	AVG	LG	TD
Leigh, Charles	14	2	76	5.4	29	0
Davis, Ben	9	8	11	1.2	9	0
Kelly, Leroy	1	0	9	9.0	9	0
Copeland, Jim	0	0	0	0.0	0	0
McDonald, Tommy	0	1	0	0.0	0	0
Browns	24	11	96	4.0	29	0
Opponents	21	26	120	5.7	17	0

KICKOFF RETURNS	NO	YDS	AVG	LG	TD
Leigh, Charles	14	322	23.0	41	0
Ward, Carl	13	236	18.2	35	0
James, Nathaniel	8	166	20.8	43	0
Davis, Ben	8	152	19.0	33	0
Morrison, Reece	4	85	21.3	33	0
Kelly, Leroy	1	10	10.0	10	0
Smith, Ralph	1	3	3.0	3	0
Houston, Jim	1	0	0.0	0	0
Copeland, Jim	1	0	0.0	0	0
Andrews, Billy	1	0	0.0	0	0
Barnes, Erich	1	0	0.0	0	0
Howell, Mike	1	0	0.0	0	0
Browns	54	974	18.0	43	0
Opponents	64	1,412	22.1	80	0

PASSING	ATT	CMP	YDS	PCT	AV/AT	TD	TD%	INT	INT%	LG	TKLD	RATNG
Ryan, Frank	280	136	2,026	48.6	7.24	20	7.1	16	5.7	49t	38/318	72.7
Lane, Gary	43	21	254	48.8	5.91	2	4.7	1	2.3	23	4/30	73.2
Shiner, Dick	9	3	34	33.3	3.78	0	0.0	0	0.0	21	2/24	6.0
Kelly, Leroy	1	0	0	0.0	0.00	0	0.0	0	0.0	0	0/0	39.6
Browns	333	160	2,314	48.0	6.95	22	6.6	18	5.4	49t	44/372	70.6
Opponents	454	250	3,231	55.1	7.12	19	4.2	22	4.8	60t	44/354	71.4

1969 (10-3-1)

COACH: Blanton Collier

1969 USUAL STARTING LINEUPS

OFFENSE

WR	42	Paul Warfield
LT	77	Dick Schafrath
LG	65	John DeMarie
C	54	Fred Hoaglin
RG	66	Gene Hickerson
RT	73	Monte Clark
	62	Joe Taffoni
TE	89	Milt Morin
	83	Chip Glass
WR	86	Gary Collins
QB	16	Bill Nelsen
RB	44	Leroy Kelly
	26	Reece Morrison
RB	30	Ron Johnson
	35	Bo Scott

DEFENSE

LDE	88	Ron Snidow
LDT	71	Walter Johnson
RDT	84	Marvin Upshaw
	69	Jim Kanicki
RDE	81	Jack Gregory
LLB	82	Jim Houston
MLB	51	Dale Lindsey
	56	Bob Matheson
RLB	50	John Garlington
	51	Dale Lindsey
LCB	40	Erich Barnes
RCB	29	Walt Sumner
LS	24	Ernie Kellermann
	20	Fred Summers
RS	34	Mike Howell

RADIO ANNOUNCERS:

Gib Shanley, Jim Graner (WHK 1420 AM)

DATE	RESULT	OPPONENT	ATT
9/21	W, 27-20	at Philadelphia Eagles	60,658
9/28	W, 27-23	Washington Redskins	82,581
10/5	L, 21-28	Detroit Lions	82,933
10/12	W, 27-17	at New Orleans Saints	71,274
10/18	W, 42-31	Pittsburgh Steelers	84,078
10/26	T, 21-21	St. Louis Cardinals	81,186
11/2	W, 42-10	Dallas Cowboys	84,850
11/9	L, 3-51	at Minnesota Vikings	47,700
11/16	W, 24-3	at Pittsburgh Steelers	47,670
11/23	W, 28-17	New York Giants	80,595
11/30	W, 28-24	at Chicago Bears	45,050
12/7	W, 20-7	Green Bay Packers	82,137
12/14	W, 27-21	at St. Louis Cardinals	44,924
12/21	L, 14-27	at New York Giants	62,966

PLAYOFF

12/28	W, 38-14	at Dallas Cowboys	69,321
NFL CHAMPIONSHIP			
1/4	L, 7-27	at Minnesota Vikings	47,900

TEAM STATISTICS	BROWNS	OPPONENT
Total First Downs	250	257
Rushing	97	120
Passing	138	121
Penalty	15	16
Total Net Yards	4,428	4,420
Avg. Per Game	316.3	315.7
Total Plays	845	841
Avg. Per Play	5.2	5.3
Net Yards Rushing	1,788	1,956
Avg. Per Game	127.7	139.7
Total Rushes	447	417
Net Yards Passing	2,640	2,464
Avg. Per Game	188.6	176.0
Sacked/Yards Lost	20/190	37/323
Gross Yards	2,830	2,787
Attempts/Completions	378/199	387/202
Completion Pct.	52.6%	52.2%
Had Intercepted	21	19
Punts/Avg.	60/37.5	64/40.5
Net Punting Avg.	60/36.3	64/37.9
Penalties/Yards Lost	58/603	72/746
Fumbles/Ball Lost	25/14	32/22
Touchdowns	45	38
Rushing	17	18
Passing	24	19
Returns	4	1

SCORE BY PERIODS	1ST	2ND	3RD	4TH	OT	TOT
Browns	77	117	70	87	0	351
Opponents	41	91	38	130	0	300

SCORING	RU	PA	ST	DF	PAT	2RU	2PA	FG	SAF	TP
Cockroft, Don	0	0	0	0	45/45	0	0	12/23	0	81
Collins, Gary	0	11	0	0	0/0	0	0	0/0	0	66
Kelly, Leroy	9	1	0	0	0/0	0	0	0/0	0	60

Warfield, Paul	0	10	0	0	0/0	0	0	0/0	0	60
Johnson, Ron	7	0	0	0	0/0	0	0	0/0	0	42
Glass, Chip	0	2	0	0	0/0	0	0	0/0	0	12
Johnson, Walter	0	0	0	1	0/0	0	0	0/0	0	6
Barnes, Erich	0	0	0	1	0/0	0	0	0/0	0	6
Sumner, Walt	0	0	0	1	0/0	0	0	0/0	0	6
Morrison, Reece	1	0	0	0	0/0	0	0	0/0	0	6
Kellermann, Ernie	0	0	0	1	0/0	0	0	0/0	0	6
Browns	17	24	0	4	45/45	0	0	12/23	0	351
Opponents	18	19	1	0	36/37	0	0	12/22	0	300

RUSHING	NO	YDS	AVG	LG	TD
Kelly, Leroy	196	817	4.2	31	9
Johnson, Ron	138	472	3.4	48t	7
Morrison, Reece	59	300	5.1	54	1
Scott, Bo	44	157	3.6	20	0
Nelsen, Bill	5	-11	-2.2	3	0
Morin, Milt	2	30	15.0	22	0
Warfield, Paul	2	23	11.5	16	0
Rhyme, Jerry	1	0	0.0	0	0
Browns	447	1,788	4.0	54	17
Opponents	417	1,956	4.7	57	18

RECEIVING	NO	YDS	AVG	LG	TD
Collins, Gary	54	786	14.6	48t	11
Warfield, Paul	42	886	21.1	82t	10
Morin, Milt	37	495	13.4	35	0
Johnson, Ron	24	164	6.8	18	0
Kelly, Leroy	20	267	13.4	36	1
Morrison, Reece	6	71	11.8	26	0
Scott, Bo	6	25	4.2	14	0
Glass, Chip	4	91	22.8	40	2
Jones, Dave	2	33	16.5	22	0
Hooker, Fair	2	21	10.5	12	0
Leigh, Charles	2	-9	-4.5	-4	0
Browns	199	2,830	14.2	82t	24
Opponents	202	2,787	13.8	84t	19

INTERCEPTIONS	NO	YDS	AVG	LG	TD
Howell, Mike	6	21	3.5	11	0
Sumner, Walt	4	82	20.5	40t	1
Kellermann, Ernie	3	40	13.3	40t	1
Garlington, John	2	4	2.0	4	0
Barnes, Erich	1	55	55.0	55t	1
Gregory, Jack	1	12	12.0	12	0
Lindsey, Dale	1	3	3.0	3	0
Upshaw, Marvin	1	0	0.0	0	0
Browns	19	217	11.4	55t	3
Opponents	21	275	13.1	56	1

PUNTING	NO	YDS	AVG	IN20	TB	LG	BLK
Cockroft, Don	57	2,138	37.5	0	6	55	1
Collins, Gary	3	112	37.3	0	1	59	0
Browns	60	2,250	37.5	0	7	59	1
Opponents	64	2,593	40.5	0	0	58	0

PUNT RETURNS	NO	FC	YDS	AVG	LG	TD
Sumner, Walt	9	11	72	8.0	21	0
Morrison, Reece	11	3	49	4.5	15	0
Kelly, Leroy	7	0	28	4.0	13	0
Leigh, Charles	5	1	18	3.6	14	0
Browns	32	15	167	5.2	21	0
Opponents	20	21	72	3.6	55	0

KICKOFF RETURNS	NO	YDS	AVG	LG	TD
Scott, Bo	25	722	28.9	65	0
Morrison, Reece	9	155	17.2	31	0
Brown, Dean	2	45	22.5	24	0
Kelly, Leroy	2	26	13.0	14	0
Leigh, Charles	2	6	3.0	6	0
Johnson, Ron	1	31	31.0	31	0
Kanicki, Jim	1	0	0.0	0	0
Jenkins, Al	1	0	0.0	0	0
Matheson, Bob	1	0	0.0	0	0
Mitchell, Alvin	1	0	0.0	0	0
Howell, Mike	1	0	0.0	0	0
Browns	46	985	21.4	65	0
Opponents	56	1,166	20.8	48	0

FIELD GOALS	1-19	20-29	30-39	40-49	50+	TOT
Cockroft, Don	0/0	7/8	3/8	2/6	0/1	12/23
Browns	0/0	7/8	3/8	2/6	0/1	12/23
Opponents	2/3	4/5	5/6	1/6	0/2	12/22

PASSING	ATT	CMP	YDS	PCT	AV/AT	TD	TD%	INT	INT%	LG	TKLD	RATNG
Nelsen, Bill	352	190	2,743	54.0	7.79	23	6.5	19	5.4	82t	17/164	78.8
Kelly, Leroy	5	1	36	20.0	7.20	1	20.0	0	0.0	36t	0/0	96.7
Rhyme, Jerry	19	7	35	36.8	1.84	0	0.0	2	10.5	22	3/26	5.7
Morrison, Reece	1	1	16	100.0	16.00	0	0.0	0	0.0	16	0/0	118.8
Johnson, Ron	1	0	0	0.0	0.00	0	0.0	0	0.0	0	0/0	39.6
Browns	378	199	2,830	52.6	7.49	24	6.3	21	5.6	82t	20/190	75.2
Opponents	387	202	2,787	52.2	7.20	19	4.9	19	4.9	84t	37/323	71.5

1970 (7-7)

COACH: Blanton Collier
DIVISION FINISH: 2nd AFC Central
1970 USUAL STARTING LINEUPS

OFFENSE		DEFENSE	
WR	43 Fair Hooker	LDE	88 Ron Snidow
	85 Homer Jones		80 Joe Jones
LT	77 Dick Schafrath	LDT	71 Walter Johnson
LG	65 John DeMarie	RDT	72 Jerry Sherk
C	54 Fred Hoaglin	RDE	81 Jack Gregory
RG	66 Gene Hickerson	LLB	82 Jim Houston
RT	62 Joe Taffoni		50 John Garlington
TE	89 Milt Morin	MLB	82 Jim Houston
	83 Chip Glass		56 Bob Matheson
WR	86 Gary Collins	RLB	52 Billy Andrews
	85 Homer Jones		51 Dale Lindsey
QB	16 Bill Nelsen	LCB	40 Erich Barnes
	15 Mike Phipps	RCB	29 Walt Sumner
RB	44 Leroy Kelly		28 Ben Davis
	26 Reece Morrison	LS	24 Ernie Kellermann
RB	35 Bo Scott	RS	34 Mike Howell
	26 Reece Morrison		

RADIO ANNOUNCERS:
 Gib Shanley, Jim Graner (WHK 1420 AM)

DATE	RESULT	OPPONENT	ATT
9/21	W, 31-21	New York Jets	85,703
9/27	L, 31-34	at San Francisco 49ers	37,502
10/3	W, 15-7	Pittsburgh Steelers	84,349
10/11	W, 30-27	Cincinnati Bengals	83,520
10/18	L, 24-41	Detroit Lions	83,577
10/25	W, 28-0	at Miami Dolphins	75,313
11/1	L, 10-27	San Diego Chargers	80,047
11/8	L, 20-23	at Oakland Raiders	54,463
11/15	L, 10-14	at Cincinnati Bengals	60,007
11/22	W, 28-14	Houston Oilers	74,723
11/29	L, 9-28	at Pittsburgh Steelers	50,214
12/7	W, 21-10	at Houston Oilers	50,582
12/12	L, 2-6	Dallas Cowboys	75,458
12/20	W, 27-13	at Denver Broncos	51,001

TEAM STATISTICS	BROWNS	OPPONENT
Total First Downs	239	236
Rushing	84	104
Passing	134	120
Penalty	21	12
Total Net Yards	4,161	4,244
Avg. Per Game	297.2	303.1
Total Plays	870	844
Avg. Per Play	4.8	5.0
Net Yards Rushing	1,579	2,006
Avg. Per Game	112.8	143.3
Total Rushes	462	451
Net Yards Passing	2,582	2,238
Avg. Per Game	184.4	159.9
Sacked/Yards Lost	16/170	35/290
Gross Yards	2,752	2,528
Attempts/Completions	392/190	357/186
Completion Pct.	48.5%	52.1%
Had Intercepted	24	19
Punts/Avg.	71/42.6	66/42.4
Net Punting Avg.	71/41.4	66/38.9
Penalties/Yards Lost	65/634	88/871
Fumbles/Ball Lost	24/14	28/12
Touchdowns	35	32
Rushing	14	10
Passing	17	16
Returns	4	6

SCORE BY PERIODS	1ST	2ND	3RD	4TH	OT	TOT
Browns	54	92	85	55	0	286
Opponents	54	100	37	74	0	265

SCORING	RU	PA	ST	DF	PAT	2RU	2PA	FG	SAF	TP
Cockroft, Don	0	0	0	0	34/35	0	0	12/22	0	70
Scott, Bo	7	4	0	0	0/0	0	0	0/0	0	66
Kelly, Leroy	6	2	0	0	0/0	0	0	0/0	0	48
Collins, Gary	0	4	0	0	0/0	0	0	0/0	0	24
Jones, Homer	0	1	1	0	0/0	0	0	0/0	0	12
Glass, Chip	0	2	0	0	0/0	0	0	0/0	0	12
Hooker, Fair	0	2	0	0	0/0	0	0	0/0	0	12
Andrews, Billy	0	0	0	1	0/0	0	0	0/0	0	6

Morrison, Reece	0	1	0	0	0/0	0	0	0/0	0	6
Barnes, Erich	0	0	0	1	0/0	0	0	0/0	0	6
Minniear, Randy	1	0	0	0	0/0	0	0	0/0	0	6
Lindsey, Dale	0	0	0	1	0/0	0	0	0/0	0	6
Morin, Milt	0	1	0	0	0/0	0	0	0/0	0	6
Johnson, Walter	0	0	0	0	0/0	0	0	0/0	1	2
Snidow, Ron	0	0	0	0	0/0	0	0	0/0	1	2
Reynolds, Chuck	0	0	0	0	0/0	0	0	0/0	1	2
Browns	14	17	1	3	34/35	0	0	12/22	3	286
Opponents	10	16	6	0	31/32	0	0	14/26	0	265

RUSHING	NO	YDS	AVG	LG	TD
Kelly, Leroy	206	656	3.2	33t	6
Scott, Bo	151	625	4.1	63t	7
Morrison, Reece	73	175	2.4	18	0
Minniear, Randy	12	39	3.3	9	1
Phipps, Mike	11	94	8.5	26	0
Nelsen, Bill	7	-4	-0.6	2	0
Morin, Milt	1	2	2.0	2	0
Brown, Ken	1	-8	-8.0	-8	0
Browns	462	1,579	3.4	63t	14
Opponents	451	2,006	4.4	73	11

RECEIVING	NO	YDS	AVG	LG	TD
Scott, Bo	40	351	8.8	24	4
Morin, Milt	37	611	16.5	36	1
Hooker, Fair	28	490	17.5	69	2
Collins, Gary	26	351	13.5	28	4
Kelly, Leroy	24	311	13.0	55	2
Glass, Chip	19	403	21.2	78t	2
Jones, Homer	10	141	14.1	43t	1
Morrison, Reece	5	95	19.0	53t	1
Minniear, Randy	1	-1	-1.0	-1	0
Browns	190	2,752	14.5	78t	17
Opponents	186	2,528	13.6	81t	16

INTERCEPTIONS	NO	YDS	AVG	LG	TD
Barnes, Erich	5	85	17.0	38t	1
Sumner, Walt	4	85	21.3	34	0
Lindsey, Dale	2	65	32.5	56t	1
Houston, Jim	1	25	25.0	25	0
Andrews, Billy	1	25	25.0	25t	1
Kellermann, Ernie	1	18	18.0	18	0
Matheson, Bob	1	11	11.0	11	0
Garlington, John	1	6	6.0	6	0
Johnson, Walter	1	4	4.0	4	0
Howell, Mike	1	0	0.0	0	0
Davis, Ben	1	0	0.0	0	0
Browns	19	324	17.1	56t	3
Opponents	24	399	16.6	62t	4

PUNTING	NO	YDS	AVG	IN20	TB	LG	BLK
Cockroft, Don	71	3,023	42.6	0	7	71	1
Browns	71	3,023	42.6	0	7	71	1
Opponents	66	2,801	42.4	0	3	65	0

PUNT RETURNS	NO	FC	YDS	AVG	LG	TD
Morrison, Reece	15	2	133	8.9	34	0
Sumner, Walt	8	11	70	8.8	38	0
Schoen, Tom	8	1	18	2.3	7	0
Kelly, Leroy	2	0	15	7.5	12	0
Jenkins, Al	1	0	0	0.0	0	0
Jones, Dave	0	2	0	0.0	0	0
Browns	34	16	236	6.9	38	0
Opponents	23	28	83	3.6	33	0

KICKOFF RETURNS	NO	YDS	AVG	LG	TD
Jones, Homer	29	739	25.5	94t	1
Morrison, Reece	7	153	21.9	36	0
Brown, Ken	2	44	22.0	32	0
Matheson, Bob	2	21	10.5	14	0
Schoen, Tom	1	27	27.0	27	0
Righetti, Joe	1	17	17.0	17	0
Morin, Milt	1	0	0.0	0	0
Glass, Chip	1	0	0.0	0	0
Browns	44	1,001	22.8	94t	1
Opponents	39	956	24.5	91	0

FIELD GOALS	1-19	20-29	30-39	40-49	50+	TOT
Cockroft, Don	3/4	2/3	4/7	3/7	0/1	12/22
Browns	3/4	2/3	4/7	3/7	0/1	12/22
Opponents	2/2	1/4	5/7	3/7	3/6	14/26

PASSING	ATT	CMP	YDS	PCT	AV/AT	TD	TD%	INT	INT%	LG	TKLD	RATNG
Nelsen, Bill	313	159	2,156	50.8	6.89	16	5.1	16	5.1	78t	8/79	68.9
Phipps, Mike	60	29	529	48.3	8.82	1	1.7	5	8.3	53t	7/86	49.9
Gault, Don	19	2	67	10.5	3.53	0	0.0	3	15.8	44	1/5	2.2
Browns	392	190	2,752	48.5	7.02	17	4.3	24	6.1	78t	16/170	60.7
Opponents	357	186	2,528	52.1	7.08	16	4.5	19	5.3	81t	35/290	67.8

1971 (9-5)

COACH: Nick Skorich
DIVISION FINISH: 1st AFC Central
1971 USUAL STARTING LINEUPS

OFFENSE		DEFENSE		
WR	43	Fair Hooker	LDE 80	J. Jones
LT	77	Dick Schafrath	88	R. Snidow
	73	Doug Dieken	LDT 71	Walter Johnson
LG	65	John DeMarie	RDT 72	Jerry Sherk
C	54	Fred Hoaglin	RDE 81	Jack Gregory
	64	Jim Copeland	LLB 82	Jim Houston
RG	66	Gene Hickerson	50	Jim Garlington
RT	78	Bob McKay	MLB 51	Dale Lindsey
TE	89	Milt Morin	82	Jim Houston
WR	86	Gary Collins	RLB 52	Billy Andrews
	25	Frank Pitts	51	Dale Lindsey
QB	16	Bill Nelsen	LCB 22	Clarence Scott
	15	Mike Phipps	20	Freddie Summers
RB	44	Leroy Kelly	RCB 28	Ben Davis
RB	35	Bo Scott	29	Walt Sumner
			LS 29	Walt Sumner
			24	Ernie Kellermann
			RS 34	M. Howell
			40	E. Barnes

RADIO ANNOUNCERS:
 Gib Shanley, Jim Graner (WHK 1420 AM)

DATE	RESULT	OPPONENT	ATT
9/19	W, 31-0	Houston Oilers	73,387
9/26	W, 14-13	at Baltimore Colts	56,837
10/4	L, 20-34	Oakland Raiders	84,285
10/10	W, 27-17	Pittsburgh Steelers	83,391
10/17	W, 27-24	at Cincinnati Bengals	60,284
10/24	L, 0-27	Denver Broncos	75,674
10/31	L, 14-31	Atlanta Falcons	76,825
11/7	L, 9-26	at Pittsburgh Steelers	50,202
11/14	L, 7-13	at Kansas City Chiefs	50,388
11/21	W, 27-7	New England Patriots	65,238
11/28	W, 37-24	at Houston Oilers	37,921
12/5	W, 31-27	Cincinnati Bengals	82,705
12/12	W, 21-17	at New Orleans Saints	72,794
12/19	W, 20-13	at Washington Redskins	53,041

PLAYOFF

12/26	L, 3-20	Baltimore Colts	74,082
-------	---------	-----------------	--------

TEAM STATISTICS

	BROWNS	OPPONENT
Total First Downs	231	232
Rushing	89	115
Passing	127	100
Penalty	15	17
Total Net Yards	3,857	4,194
Avg. Per Game	275.5	299.6
Total Plays	859	848
Avg. Per Play	4.5	4.9
Net Yards Rushing	1,558	2,227
Avg. Per Game	111.3	159.1
Total Rushes	461	484
Net Yards Passing	2,299	1,967
Avg. Per Game	164.2	140.5
Sacked/Yards Lost	22/222	25/203
Gross Yards	2,521	2,170
Attempts/Completions	376/188	339/156
Completion Pct.	50.0%	46.0%
Had Intercepted	27	24
Punts/Avg.	67/39.9	66/42.4
Net Punting Avg.	67/36.5	66/37.0
Penalties/Yards Lost	68/612	86/772
Fumbles/Ball Lost	29/18	31/16
Touchdowns	34	30
Rushing	19	14
Passing	14	12
Returns	1	4

SCORE BY PERIODS

	1ST	2ND	3RD	4TH	OT	TOT
Browns	47	71	64	103	0	285
Opponents	51	120	23	79	0	273

SCORING

	RU	PA	ST	DF	PAT	2RU	2PA	FG	SAF	TP
Cockroft, Don	0	0	0	0	34/34	0	0	15/28	0	79

Kelly, Leroy	10	2	0	0	0/0	0	0	0/0	0	72
Scott, Bo	9	1	0	0	0/0	0	0	0/0	0	60
Pitts, Frank	0	4	0	0	0/0	0	0	0/0	0	24
Collins, Gary	0	3	0	0	0/0	0	0	0/0	0	18
Morin, Milt	0	2	0	0	0/0	0	0	0/0	0	12
Glass, Chip	0	1	0	0	0/0	0	0	0/0	0	6
Johnson, Walter	0	0	0	1	0/0	0	0	0/0	0	6
Hooker, Fair	0	1	0	0	0/0	0	0	0/0	0	6
Dieken, Doug	0	0	0	0	0/0	0	0	0/0	1	2
Browns	19	14	0	1	34/34	0	0	15/28	1	285
Opponents	14	12	4	0	30/30	0	0	21/31	0	273

RUSHING

	NO	YDS	AVG	LG	TD
Kelly, Leroy	234	865	3.7	35	10
Scott, Bo	179	606	3.4	35	9
Nelsen, Bill	13	-18	-1.4	4	0
Brown, Ken	11	47	4.3	17	0
Cornell, Bo	11	12	1.1	6	0
Phipps, Mike	6	35	5.8	15	0
Morrison, Reece	5	-2	-0.4	4	0
Cockroft, Don	1	12	12.0	12	0
Morin, Milt	1	1	1.0	1	0
Browns	461	1,558	3.4	35	19
Opponents	484	2,227	4.6	86t	14

RECEIVING

	NO	YDS	AVG	LG	TD
Hooker, Fair	45	649	14.4	48	1
Morin, Milt	40	581	14.5	31	2
Scott, Bo	30	233	7.8	35	1
Pitts, Frank	27	487	18.0	53t	4
Kelly, Leroy	25	252	10.1	29	2
Collins, Gary	15	231	15.4	29	3
Jones, Dave	4	66	16.5	21	0
Cornell, Bo	1	18	18.0	18	0
Glass, Chip	1	4	4.0	4t	1
Browns	188	2,521	13.4	53t	14
Opponents	156	2,170	13.9	53	12

INTERCEPTIONS

	NO	YDS	AVG	LG	TD
Sumner, Walt	5	35	7.0	25	0
Scott, Clarence	4	47	11.8	21	0
Andrews, Billy	3	34	11.3	19	0
Kellermann, Ernie	3	0	0.0	0	0
Howell, Mike	2	93	46.5	68	0
Lindsey, Dale	2	50	25.0	29	0
Davis, Ben	2	18	9.0	15	0
Sherk, Jerry	2	3	1.5	3	0
Garlington, John	1	0	0.0	0	0
Snidow, Ron	0	3	0.0	0	0
Browns	24	283	11.8	68	0
Opponents	27	453	16.8	66	2

PUNTING

	NO	YDS	AVG	IN20	TB	LG	BLK
Cockroft, Don	62	2,508	40.5	0	2	59	2
Collins, Gary	5	162	32.4	0	0	42	0
Browns	67	2,670	39.9	0	2	59	2
Opponents	66	2,800	42.4	0	7	59	1

PUNT RETURNS

	NO	FC	YDS	AVG	LG	TD
Kelly, Leroy	30	4	292	9.7	74	0
Jones, Dave	9	2	63	7.0	20	0
Kellermann, Ernie	1	0	4	4.0	4	0
Browns	40	6	359	9.0	74	0
Opponents	26	19	227	8.7	45	0

KICKOFF RETURNS

	NO	YDS	AVG	LG	TD
Brown, Ken	15	330	22.0	35	0
Morrison, Reece	9	267	29.7	52	0
Pitts, Frank	9	238	26.4	35	0
Brown, Stan	7	157	22.4	32	0
Houston, Jim	1	21	21.0	21	0
Cornell, Bo	1	19	19.0	19	0
Dieken, Doug	1	16	16.0	16	0
Kelly, Leroy	1	11	11.0	11	0
Kellermann, Ernie	1	5	5.0	5	0
Glass, Chip	1	1	1.0	1	0
Browns	46	1,065	23.2	52	0
Opponents	55	1,252	22.8	58	0

FIELD GOALS

	1-19	20-29	30-39	40-49	50+	TOT
Cockroft, Don	2/3	6/6	6/9	1/9	0/1	15/28
Browns	2/3	6/6	6/9	1/9	0/1	15/28
Opponents	6/7	9/11	4/8	2/4	0/1	21/31

PASSING	ATT	CMP	YDS	PCT	AV/AT	TD	TD%	INT	INT%	LG	TKLD	RATNG
Nelsen, Bill	325	174	2,319	53.5	7.14	13	4.0	23	7.1	53t	22/222	60.3
Phipps, Mike	47	13	179	27.7	3.81	1	2.1	4	8.5	39	0/0	14.6
Kelly, Leroy	4	1	23	25.0	5.75	0	0.0	0	0.0	23	0/0	51.0
Browns	376	188	2,521	50.0	6.70	14	3.7	27	7.2	53t	22/222	54.2
Opponents	339	156	2,170	46.0	6.40	12	3.5	24	7.1	53	25/203	49.4

1972 (10-4)

COACH: Nick Skorich
DIVISION FINISH: 2nd AFC Central
1972 USUAL STARTING LINEUPS

OFFENSE		DEFENSE	
WR 43	Fair Hooker	LDE 87	Rich Jackson
LT 73	Doug Dieken	81	Nick Roman
LG 66	Gene Hickerson	LDT 71	Walter Johnson
C 61	Bob DeMarco	RDT 72	Jerry Sherk
	Fred Hoaglin	RDE 84	Bob Briggs
RG 65	John DeMarie	81	Nick Roman
	Bob Pena	LLB 59	Charlie Hall
RT 78	Bob McKay	MLB 51	Dale Lindsey
	John DeMarie	82	Jim Houston
TE 89	Milt Morin	RLB 52	Billy Andrews
WR 25	Frank Pitts	50	John Garlington
	Paul Staroba	LCB 22	Clarence Scott
QB 15	Mike Phipps	RCB 28	Ben Davis
	Bill Nelsen	SS 27	Thom Darden
RB 16	Leroy Kelly	34	Mike Howell
RB 44	Bo Scott	FS 29	Walt Sumner
		27	Thom Darden

RADIO ANNOUNCERS:
 Gib Shanley, Jim Graner (WHK 1420 AM)

DATE	RESULT	OPPONENT	ATT
9/17	L, 10-26	Green Bay Packers	75,771
9/24	W, 27-17	at Philadelphia Eagles	65,720
10/1	W, 27-6	Cincinnati Bengals	81,564
10/8	L, 7-31	Kansas City Chiefs	83,819
10/15	L, 0-17	Chicago Bears	72,339
10/22	W, 23-17	at Houston Oilers	38,113
10/29	W, 27-20	at Denver Broncos	51,656
11/5	W, 20-0	Houston Oilers	61,985
11/13	W, 21-17	at San Diego Chargers	54,205
11/19	W, 26-24	Pittsburgh Steelers	83,009
11/26	W, 27-10	Buffalo Bills	70,104
12/3	L, 0-30	at Pittsburgh Steelers	50,350
12/9	W, 27-24	at Cincinnati Bengals	59,524
12/17	W, 26-10	at New York Jets	62,614

PLAYOFF

12/24	L, 14-20	at Miami Dolphins	78,196
-------	----------	-------------------	--------

TEAM STATISTICS	BROWNS	OPPONENT
Total First Downs	215	240
Rushing	102	130
Passing	101	89
Penalty	12	21
Total Net Yards	3,709	4,069
Avg. Per Game	264.9	290.6
Total Plays	817	868
Avg. Per Play	4.5	4.7
Net Yards Rushing	1,793	2,333
Avg. Per Game	128.1	166.6
Total Rushes	453	520
Net Yards Passing	1,916	1,736
Avg. Per Game	136.9	124.0
Sacked/Yards Lost	27/219	38/258
Gross Yards	2,135	1,994
Attempts/Completions	337/158	310/160
Completion Pct.	46.9%	51.6%
Had Intercepted	19	13
Punts/Avg.	81/43.2	74/40.9
Net Punting Avg.	81/38.8	74/38.0
Penalties/Yards Lost	57/536	63/557
Fumbles/Ball Lost	21/9	39/16
Touchdowns	29	27
Rushing	13	13
Passing	13	14
Returns	3	0

SCORE BY PERIODS	1ST	2ND	3RD	4TH	OT	TOT
Browns	39	95	46	88	0	— 268
Opponents	61	57	72	59	0	— 249

SCORING	RU	PA	ST	DF	PAT	2RU	2PA	FG	SAF	TP
Cockroft, Don	0	0	0	0	28/29	0	0	22/27	0	94

Pitts, Frank	0	8	0	0	0/0	0	0	0/0	0	48
Kelly, Leroy	4	1	0	0	0/0	0	0	0/0	0	30
Phipps, Mike	5	0	0	0	0/0	0	0	0/0	0	30
Hooker, Fair	0	2	0	0	0/0	0	0	0/0	0	12
Scott, Bo	2	0	0	0	0/0	0	0	0/0	0	12
Brown, Ken	2	0	0	0	0/0	0	0	0/0	0	12
Morin, Milt	0	1	0	0	0/0	0	0	0/0	0	6
Staroba, Paul	0	1	0	0	0/0	0	0	0/0	0	6
Briggs, Bob	0	0	0	1	0/0	0	0	0/0	0	6
Roman, Nick	0	0	0	1	0/0	0	0	0/0	0	6
Scott, Clarence	0	0	1	0	0/0	0	0	0/0	0	6
Browns	13	13	1	2	28/29	0	0	22/27	0	268
Opponents	13	14	0	0	27/27	0	0	20/29	0	249

RUSHING	NO	YDS	AVG	LG	TD
Kelly, Leroy	224	811	3.6	18	4
Scott, Bo	123	571	4.6	27t	2
Phipps, Mike	60	256	4.3	18	5
Brown, Ken	32	114	3.6	14	2
Cornell, Bo	7	8	1.1	7	0
Pitts, Frank	3	29	9.7	13	0
Lefear, Billy	3	6	2.0	4	0
Nelsen, Bill	1	-2	-2.0	-2	0
Browns	453	1,793	4.0	27t	13
Opponents	520	2,333	4.5	75t	13

RECEIVING	NO	YDS	AVG	LG	TD
Pitts, Frank	36	620	17.2	80t	8
Hooker, Fair	32	441	13.8	43	2
Morin, Milt	30	540	18.0	36	1
Kelly, Leroy	23	204	8.9	28	1
Scott, Bo	23	172	7.5	30	0
Brown, Ken	5	64	12.8	19	0
Glass, Chip	5	61	12.2	24	0
Cornell, Bo	2	7	3.5	5	0
Staroba, Paul	1	19	19.0	19t	1
Richardson, Gloster	1	7	7.0	7	0
Browns	158	2,135	13.5	80t	13
Opponents	160	1,994	12.5	80t	14

INTERCEPTIONS	NO	YDS	AVG	LG	TD
Darden, Thom	3	64	21.3	20	0
Davis, Ben	3	10	3.3	10	0
Roman, Nick	1	36	36.0	36t	1
Briggs, Bob	1	16	16.0	16	0
Hall, Charlie	1	12	12.0	12	0
Garlington, John	1	10	10.0	10	0
Andrews, Billy	1	4	4.0	4	0
Johnson, Walter	1	1	1.0	1	0
Howell, Mike	1	1	1.0	1	0
Browns	13	154	11.8	36t	1
Opponents	19	145	7.6	35	0

PUNTING	NO	YDS	AVG	IN20	TB	LG	BLK
Cockroft, Don	81	3,498	43.2	0	4	65	0
Browns	81	3,498	43.2	0	4	65	0
Opponents	74	3,023	40.9	0	7	60	0

PUNT RETURNS	NO	FC	YDS	AVG	LG	TD
Majors, Bobby	16	6	96	6.0	41	0
Darden, Thom	15	7	71	4.7	37	0
Kelly, Leroy	5	3	40	8.0	14	0
Sumner, Walt	1	2	14	14.0	14	0
Browns	37	18	221	6.0	41	0
Opponents	46	21	357	7.8	60	0

KICKOFF RETURNS	NO	YDS	AVG	LG	TD
Brown, Ken	20	473	23.6	47	0
Majors, Bobby	10	222	22.2	40	0
Lefear, Billy	6	138	23.0	29	0
Morrison, Reece	3	67	22.3	32	0
Johnson, Walter	2	33	16.5	24	0
Browns	41	933	22.8	47	0
Opponents	50	1,198	24.0	66	0

FIELD GOALS	1-19	20-29	30-39	40-49	50+	TOT
Cockroft, Don	5/5	7/8	7/8	2/5	1/1	22/27
Browns	5/5	7/8	7/8	2/5	1/1	22/27
Opponents	6/7	2/5	7/9	5/7	0/1	20/29

PASSING	ATT	CMP	YDS	PCT	AV/AT	TD	TD%	INT	INT%	LG	TKLD	RATNG
Phipps, Mike	305	144	1,994	47.2	6.54	13	4.3	16	5.2	80t	23/183	61.0
Nelsen, Bill	31	14	141	45.2	4.55	0	0.0	3	9.7	26	3/29	19.1
Kelly, Leroy	1	0	0	0.0	0.00	0	0.0	0	0.0	0	1/7	39.6
Browns	337	158	2,135	46.9	6.34	13	3.9	19	5.6	80t	27/219	56.9
Opponents	310	160	1,994	51.6	6.43	14	4.5	13	4.2	80t	38/258	69.5

1973 (7-5-2)

COACH: Nick Skorich
DIVISION FINISH: 3rd AFC Central
1973 USUAL STARTING LINEUPS

OFFENSE

WR	43	Fair Hooker
	42	Gloster Richardson
LT	73	Doug Dieken
LG	66	Gene Hickerson
C	61	Bob DeMarco
	64	Jim Copeland
RG	65	John DeMarie
RT	78	Bob McKay
TE	89	Milt Morin
	83	Chip Glass
WR	25	Frank Pitts
	42	Gloster Richardson
QB	15	Mike Phipps
RB	44	Leroy Kelly, 26 Billy Lefear
RB	30	Ken Brown

DEFENSE

LDE	80	Joe Jones
LDT	71	Walter Johnson
RDT	72	Jerry Sherk
RDE	81	Nick Roman
LLB	59	Charlie Hall
MLB	60	Bob Babich
	52	Billy Andrews
RLB	50	John Garlington
LCB	22	Clarence Scott
RCB	28	Ben Davis
	23	Clifford Brooks
SS	29	Walt Sumner
	21	Van Green
FS	27	Thom Darden
	21	Van Green

RADIO ANNOUNCERS:

Gib Shanley, Jim Graner (WHK 1420 AM)

DATE	RESULT	OPPONENT	ATT
9/16	W, 24-14	Baltimore Colts	74,303
9/23	L, 6-33	at Pittsburgh Steelers	49,396
9/30	W, 12-10	New York Giants	76,065
10/7	W, 17-10	Cincinnati Bengals	70,805
10/15	L, 9-17	Miami Dolphins	72,070
10/21	W, 42-13	Houston Oilers	61,146
10/28	T, 16-16	San Diego Chargers	68,244
11/4	L, 3-26	at Minnesota Vikings	45,590
11/11	W, 23-13	at Houston Oilers	37,230
11/18	W, 7-3	at Oakland Raiders	47,398
11/25	W, 21-16	Pittsburgh Steelers	67,773
12/2	T, 20-20	at Kansas City Chiefs	70,296
12/9	L, 17-34	at Cincinnati Bengals	58,266
12/16	L, 17-30	at Los Angeles Rams	73,948

TEAM STATISTICS	BROWNS	OPPONENT
Total First Downs	200	196
Rushing	107	102
Passing	79	79
Penalty	14	15
3rd Down: Made/Att	61/190	62/205
3rd Down Pct.	32.1%	30.2%
Total Net Yards	3,341	3,827
Avg. Per Game	238.6	273.4
Total Plays	859	854
Avg. Per Play	3.9	4.5
Net Yards Rushing	1,968	2,091
Avg. Per Game	140.6	149.4
Total Rushes	506	513
Net Yards Passing	1,373	1,736
Avg. Per Game	98.1	124.0
Sacked/Yards Lost	45/368	29/248
Gross Yards	1,741	1,984
Attempts/Completions	308/152	312/144
Completion Pct.	49.4%	46.2%
Had Intercepted	20	12
Punts/Avg.	82/40.5	78/40.4
Net Punting Avg.	82/37.1	78/36.4
Penalties/Yards Lost	70/620	79/738
Fumbles/Ball Lost	34/17	21/9
Touchdowns	24	24
Rushing	12	7
Passing	10	16
Returns	2	1

SCORE BY PERIODS	1ST	2ND	3RD	4TH	OT	TOT
Browns	58	63	46	67	0	234
Opponents	50	76	69	60	0	255

SCORING	RU	PA	ST	DF	PAT	2RU	2PA	FG	SAF	TP
Cockroft, Don	0	0	0	0	24/24	0	0	22/31	0	90

Pruitt, Greg	4	1	0	0	0/0	0	0	0/0	0	30
Phipps, Mike	5	0	0	0	0/0	0	0	0/0	0	30
Pitts, Frank	0	4	0	0	0/0	0	0	0/0	0	24
Kelly, Leroy	3	0	0	0	0/0	0	0	0/0	0	18
Hooker, Fair	0	2	0	0	0/0	0	0	0/0	0	12
Morin, Milt	0	1	0	0	0/0	0	0	0/0	0	6
Richardson, Gloster	0	1	0	0	0/0	0	0	0/0	0	6
Scott, Bo	0	1	0	0	0/0	0	0	0/0	0	6
Scott, Clarence	0	0	0	1	0/0	0	0	0/0	0	6
Green, Van	0	0	0	1	0/0	0	0	0/0	0	6
Browns	12	10	0	2	24/24	0	0	22/31	0	234
Opponents	7	16	1	0	24/24	0	0	29/46	0	255

RUSHING	NO	YDS	AVG	LG	TD
Brown, Ken	161	537	3.3	17	0
Kelly, Leroy	132	389	2.9	19	3
Pruitt, Greg	61	369	6.0	65t	4
Phipps, Mike	60	395	6.6	27	5
Scott, Bo	34	79	2.3	20	0
McKinnis, Hugh	28	77	2.8	12	0
Lefear, Billy	26	135	5.2	43	0
Richardson, Gloster	3	-10	-3.3	4	0
Cockroft, Don	1	-3	-3.0	-3	0
Browns	506	1,968	3.9	65t	12
Opponents	513	2,091	4.1	70	7

RECEIVING	NO	YDS	AVG	LG	TD
Pitts, Frank	31	317	10.2	26t	4
Morin, Milt	26	417	16.0	51t	1
Brown, Ken	22	187	8.5	46	0
Hooker, Fair	18	196	10.9	26	2
Kelly, Leroy	15	180	12.0	36	0
Richardson, Gloster	12	175	14.6	32	1
Pruitt, Greg	9	110	12.2	42	1
Scott, Bo	6	23	3.8	9	1
Lefear, Billy	5	38	7.6	13	0
Holden, Steve	3	27	9.0	17	0
McKinnis, Hugh	3	11	3.7	12	0
Glass, Chip	2	60	30.0	47	0
Browns	152	1,741	11.5	51t	10
Opponents	144	1,984	13.8	70t	16

INTERCEPTIONS	NO	YDS	AVG	LG	TD
Scott, Clarence	5	71	14.2	45t	1
Davis, Ben	2	33	16.5	20	0
Sumner, Walt	2	4	2.0	4	0
Babich, Bob	1	48	48.0	48	0
Darden, Thom	1	36	36.0	36	0
Garlington, John	1	10	10.0	10	0
Browns	12	202	16.8	48	1
Opponents	20	271	13.6	39	0

PUNTING	NO	YDS	AVG	IN20	TB	LG	BLK
Cockroft, Don	82	3,321	40.5	0	3	71	1
Browns	82	3,321	40.5	0	3	71	1
Opponents	78	3,151	40.4	0	5	63	0

PUNT RETURNS	NO	FC	YDS	AVG	LG	TD
Pruitt, Greg	16	3	180	11.3	46	0
Darden, Thom	9	10	51	5.7	11	0
Lefear, Billy	7	2	51	7.3	19	0
Holden, Steve	2	0	19	9.5	19	0
Kelly, Leroy	1	0	7	7.0	7	0
Hall, Charlie	1	0	0	0.0	0	0
Browns	36	15	308	8.6	46	0
Opponents	44	19	280	6.4	48	0

KICKOFF RETURNS	NO	YDS	AVG	LG	TD
Pruitt, Greg	16	453	28.3	54	0
Lefear, Billy	15	337	22.5	59	0
Holden, Steve	8	172	21.5	29	0
Long, Mel	6	87	14.5	38	0
Romaniszyn, Jim	2	21	10.5	16	0
Dieken, Doug	2	14	7.0	9	0
Browns	49	1,084	22.1	59	0
Opponents	48	1,165	24.3	58	0

FIELD GOALS	1-19	20-29	30-39	40-49	50+	TOT
Cockroft, Don	4/4	7/8	4/7	7/11	0/1	22/31
Browns	4/4	7/8	4/7	7/11	0/1	22/31
Opponents	11/11	8/9	4/9	6/15	0/2	29/46

PASSING	ATT	CMP	YDS	PCT	AV/AT	TD	TD%	INT	INT%	LG	TKLD	RATNG
Phipps, Mike	299	148	1,719	49.5	5.75	9	3.0	20	6.7	51t	44/362	49.4
Horn, Don	8	4	22	50.0	2.75	1	12.5	0	0.0	12	1/6	95.8
Pruitt, Greg	1	0	0	0.0	0.00	0	0.0	0	0.0	0	0/0	39.6
Browns	308	152	1,741	49.4	5.65	10	3.2	20	6.5	51t	45/368	50.5
Opponents	312	144	1,984	46.2	6.36	16	5.1	12	3.8	70t	29/248	68.1

1974 (4-10)

COACH: Nick Skorich
DIVISION FINISH: 4th AFC Central
1974 USUAL STARTING LINEUPS

OFFENSE		DEFENSE	
WR	43	Fair Hooker, 83 J. Dunbar	LDE 81 Nick Roman
LT	73	Doug Dieken	74 Carl Barisich
LG	69	Pete Adams, 78 B. McKay	LDT 71 Walter Johnson
C	61	Bob DeMarco	RDT 72 Jerry Sherk
RG	65	John DeMarie	RDE 66 Mike Seifert
	62	Glen Holloway	81 Nick Roman
RT	79	Gerry Sullivan	LLB 59 Charlie Hall
	78	Bob McKay	MLB 60 Bob Babich
TE	89	Milt Morin	RLB 50 John Garlington
	84	Jim Thaxton	LCB 22 Clarence Scott
WR	88	Steve Holden	RCB 21 Van Green
	42	Gloster Richardson	23 Clifford Brooks
QB	15	Mike Phipps, 17 Brian Sipe	SS 21 Van Green
RB	30	Ken Brown, 34 Greg Pruitt	29 Walt Sumner
RB	34	Greg Pruitt	FS 27 Thom Darden
	37	Hugh McKinnis	28 Eddie Brown

RADIO ANNOUNCERS:
 Gib Shanley, Jim Graner (WHK 1420 AM)

DATE	RESULT	OPPONENT	ATT
9/15	L, 7-33	at Cincinnati Bengals	53,113
9/22	W, 20-7	Houston Oilers	58,988
9/29	L, 7-29	at St. Louis Cardinals	43,472
10/6	L, 24-40	Oakland Raiders	65,247
10/13	L, 24-34	Cincinnati Bengals	70,897
10/20	L, 16-20	at Pittsburgh Steelers	48,100
10/27	W, 23-21	Denver Broncos	60,478
11/3	L, 35-36	at San Diego Chargers	36,631
11/10	W, 21-14	at New England Patriots	61,279
11/17	L, 16-26	Pittsburgh Steelers	77,739
11/24	L, 10-15	Buffalo Bills	66,504
12/1	W, 7-0	San Francisco 49ers	24,559
12/7	L, 17-41	at Dallas Cowboys	48,754
12/15	L, 24-28	at Houston Oilers	37,910

TEAM STATISTICS	BROWNS	OPPONENT
Total First Downs	223	247
Rushing	104	126
Passing	92	95
Penalty	27	26
3rd Down: Made/Att	67/196	74/193
3rd Down Pct.	34.2%	38.3%
Total Net Yards	3,651	4,440
Avg. Per Game	260.8	317.1
Total Plays	876	890
Avg. Per Play	4.2	5.0
Net Yards Rushing	1,924	2,415
Avg. Per Game	137.4	172.5
Total Rushes	461	555
Net Yards Passing	1,727	2,025
Avg. Per Game	123.4	144.6
Sacked/Yards Lost	48/402	28/234
Gross Yards	2,129	2,259
Attempts/Completions	367/179	308/139
Completion Pct.	48.8%	45.1%
Had Intercepted	24	24
Punts/Avg.	90/40.5	76/38.0
Net Punting Avg.	90/32.6	76/31.1
Penalties/Yards Lost	78/767	81/731
Fumbles/Ball Lost	34/15	31/16
Touchdowns	30	43
Rushing	14	17
Passing	12	22
Returns	4	4

SCORE BY PERIODS	1ST	2ND	3RD	4TH	OT	TOT
Browns	61	60	57	73	0	— 251
Opponents	62	103	116	63	0	— 344

SCORING	RU	PA	ST	DF	PAT	2RU	2PA	FG	SAF	TP
Cockroft, Don	0	0	0	0	29/30	0	0	14/16	0	71

Brown, Ken	4	2	0	0	0/0	0	0	0/0	0	36
Pruitt, Greg	3	1	1	0	0/0	0	0	0/0	0	30
Sipe, Brian	4	0	0	0	0/0	0	0	0/0	0	24
Morin, Milt	0	3	0	0	0/0	0	0	0/0	0	18
Holden, Steve	0	3	0	0	0/0	0	0	0/0	0	18
Richardson, Gloster	0	2	0	0	0/0	0	0	0/0	0	12
McKinnis, Hugh	2	0	0	0	0/0	0	0	0/0	0	12
Hall, Charlie	0	0	0	1	0/0	0	0	0/0	0	6
Hooker, Fair	0	1	0	0	0/0	0	0	0/0	0	6
Darden, Thom	0	0	0	1	0/0	0	0	0/0	0	6
Green, Van	0	0	0	1	0/0	0	0	0/0	0	6
Phipps, Mike	1	0	0	0	0/0	0	0	0/0	0	6
Browns	14	12	1	3	29/30	0	0	14/16	0	251
Opponents	17	22	4	0	38/43	0	0	14/23	3	344

RUSHING	NO	YDS	AVG	LG	TD
Pruitt, Greg	126	540	4.3	54	3
Brown, Ken	125	458	3.7	27	4
McKinnis, Hugh	124	519	4.2	44t	2
Phipps, Mike	39	279	7.2	19	1
Scott, Bo	23	86	3.7	20	0
Sipe, Brian	16	44	2.8	17	4
Lefear, Billy	6	2	0.3	4	0
Holden, Steve	1	6	6.0	6	0
Thaxton, Jim	1	-10	-10.0	-10	0
Browns	461	1,924	4.2	54	14
Opponents	555	2,415	4.4	54	17

RECEIVING	NO	YDS	AVG	LG	TD
McKinnis, Hugh	32	258	8.1	55	0
Holden, Steve	30	452	15.1	53	3
Brown, Ken	29	194	6.7	19	2
Morin, Milt	27	330	12.2	32	3
Pruitt, Greg	21	274	13.0	43	1
Richardson, Gloster	9	266	29.6	60t	2
Scott, Bo	7	22	3.1	13	0
Dunbar, Jubilee	6	74	12.3	25	0
Sullivan, Dave	5	92	18.4	37	0
Thaxton, Jim	4	71	17.8	34	0
Hooker, Fair	4	48	12.0	17	1
Lefear, Billy	4	21	5.3	8	0
Green, Van	1	27	27.0	27	0
Browns	179	2,129	11.9	60t	12
Opponents	139	2,259	16.3	75t	22

INTERCEPTIONS	NO	YDS	AVG	LG	TD
Darden, Thom	8	105	13.1	31	0
Scott, Clarence	4	42	10.5	25	0
Hall, Charlie	3	54	18.0	29t	1
Green, Van	2	56	28.0	36t	1
Garlington, John	2	33	16.5	28	0
Brown, Eddie	2	24	12.0	24	0
Andrews, Billy	1	18	18.0	18	0
Babich, Bob	1	4	4.0	4	0
Thaxton, Jim	1	0	0.0	0	0
Browns	24	336	14.0	36t	2
Opponents	24	423	17.6	59	1

PUNTING	NO	YDS	AVG	IN20	TB	LG	BLK
Cockroft, Don	90	3,643	40.5	0	11	64	0
Browns	90	3,643	40.5	0	11	64	0
Opponents	76	2,885	38.0	0	3	56	0

PUNT RETURNS	NO	FC	YDS	AVG	LG	TD
Pruitt, Greg	27	0	349	12.9	72	0
Darden, Thom	21	0	173	8.2	45	0
Lefear, Billy	2	0	1	0.5	1	0
Brown, Eddie	2	1	0	0.0	0	0
Browns	52	1	523	10.1	72	0
Opponents	68	5	705	10.4	62t	1

KICKOFF RETURNS	NO	YDS	AVG	LG	TD
Lefear, Billy	26	574	22.1	41	0
Pruitt, Greg	22	606	27.5	88t	1
Brown, Eddie	6	138	23.0	36	0
Romaniszy, Jim	5	48	9.6	17	0
Brown, Ken	1	9	9.0	9	0
Browns	60	1,375	22.9	88t	1
Opponents	55	1,345	24.5	94t	1

FIELD GOALS	1-19	20-29	30-39	40-49	50+	TOT
Cockroft, Don	1/1	7/7	3/3	3/4	0/1	14/16
Browns	1/1	7/7	3/3	3/4	0/1	14/16
Opponents	1/1	3/3	6/7	4/8	0/4	14/23

PASSING	ATT	CMP	YDS	PCT	AV/AT	TD	TD%	INT	INT%	LG	TKLD	RATNG
Phipps, Mike	256	117	1,384	45.7	5.41	9	3.5	17	6.6	55	33/280	46.7
Sipe, Brian	108	59	603	54.6	5.58	1	0.9	7	6.5	37	15/122	47.0
Pruitt, Greg	2	2	115	100.0	57.50	2	100.0	0	0.0	60t	0/0	158.3
Cockroft, Don	1	1	27	100.0	27.00	0	0.0	0	0.0	27	0/0	118.8
Browns	367	179	2,129	48.8	5.80	12	3.3	24	6.5	60t	48/402	50.6

1975 (3-11)

COACH: Forrest Gregg

DIVISION FINISH: 4th AFC Central

1975 USUAL STARTING LINEUPS

OFFENSE

WR	33	Reggie Rucker
LT	73	Doug Dieken
LG	67	Chuck Hutchison
C	54	Tom DeLeone
	65	John DeMarie
RG	78	Bob McKay
	68	Robert E. Jackson
RT	79	Gerry Sullivan
	63	Barry Darrow
TE	81	Oscar Roan, 89 Milt Morin
WR	88	Steve Holden, 80 Willie Miller
QB	15	Mike Phipps, 17 Brian Sipe
RB	34	Greg Pruitt
RB	39	Billy Pritchett
	37	Hugh McKinnis

DEFENSE

LDE	77	Ron East
LDT	71	Walter Johnson
	74	Carl Barisick
RDT	72	Jerry Sherk
RDE	70	Mack Mitchell
LLB	59	Charlie Hall
MLB	52	Dick Ambrose
	60	Bob Babich
RLB	50	John Garlington
	60	Bob Babich
LCB	22	Clarence Scott
RCB	20	Tony Peters
SS	24	Pete Athas
	21	Van Green
FS	42	Neal Craig
	21	Van Green

RADIO ANNOUNCERS:

Gib Shanley, Jim Mueller (WHK 1420 AM)

DATE	RESULT	OPPONENT	ATT
9/21	L, 17-24	at Cincinnati Bengals	52,874
9/28	L, 10-42	Minnesota Vikings	68,064
10/5	L, 6-42	Pittsburgh Steelers	73,595
10/12	L, 10-40	Houston Oilers	46,531
10/19	L, 15-16	at Denver Broncos	52,590
10/26	L, 7-23	Washington Redskins	56,702
11/2	L, 7-21	at Baltimore Colts	35,235
11/9	L, 10-21	at Detroit Lions	75,283
11/16	L, 17-38	at Oakland Raiders	50,461
11/23	W, 35-23	Cincinnati Bengals	56,427
11/30	W, 17-16	New Orleans Saints	44,753
12/7	L, 17-31	at Pittsburgh Steelers	47,962
12/14	W, 40-14	Kansas City Chiefs	44,368
12/21	L, 10-21	at Houston Oilers	43,770

TEAM STATISTICS	BROWNS	OPPONENT
Total First Downs	247	274
Rushing	109	124
Passing	114	125
Penalty	24	25
3rd Down: Made/Att	78/210	96/213
3rd Down Pct.	37.1%	45.1%
Total Net Yards	3,807	4,621
Avg. Per Game	271.9	330.1
Total Plays	915	939
Avg. Per Play	4.2	4.9
Net Yards Rushing	1,850	2,032
Avg. Per Game	132.1	145.1
Total Rushes	440	544
Net Yards Passing	1,957	2,589
Avg. Per Game	139.8	184.9
Sacked/Yards Lost	38/340	34/300
Gross Yards	2,297	2,889
Attempts/Completions	437/220	361/202
Completion Pct.	50.3%	56.0%
Had Intercepted	23	10
Punts/Avg.	82/40.5	73/38.5
Net Punting Avg.	82/34.7	73/34.5
Penalties/Yards Lost	85/851	88/729
Fumbles/Ball Lost	35/14	26/16
Touchdowns	24	48
Rushing	14	21
Passing	7	25
Returns	3	2

SCORE BY PERIODS	1ST	2ND	3RD	4TH	OT	TOT
Browns	32	42	59	85	0	— 218
Opponents	92	119	60	101	0	— 372

SCORING	RU	PA	ST	DF	PAT	2RU	2PA	FG	SAF	TP
Cockroft, Don	0	0	0	0	21/24	0	0	17/23	0	72
Pruitt, Greg	8	1	0	0	0/0	0	0	0/0	0	54
McKinnis, Hugh	4	0	0	0	0/0	0	0	0/0	0	24
Roan, Oscar	0	3	0	0	0/0	0	0	0/0	0	18
Rucker, Reggie	0	3	0	0	0/0	0	0	0/0	0	18
Miller, Willie	0	0	1	0	0/0	0	0	0/0	0	6
Hall, Charlie	0	0	0	1	0/0	0	0	0/0	0	6
Hill, Jim	0	0	0	1	0/0	0	0	0/0	0	6

Brown, Ken	1	0	0	0	0/0	0	0	0/0	0	6
Miller, Cleo	1	0	0	0	0/0	0	0	0/0	0	6
East, Ron	0	0	0	0	0/0	0	0	0/0	1	2
Browns	14	7	1	2	21/24	0	0	17/23	1	218
Opponents	21	25	2	0	45/48	0	0	13/21	0	372

RUSHING	NO	YDS	AVG	LG	TD
Pruitt, Greg	217	1,067	4.9	50	8
Pritchett, Billy	75	199	2.7	19	0
McKinnis, Hugh	71	259	3.6	14	4
Phipps, Mike	18	70	3.9	12	0
Poole, Larry	17	114	6.7	26	0
Brown, Ken	16	45	2.8	8	1
Sipe, Brian	9	60	6.7	21	0
Hynoski, Henry	7	38	5.4	11	0
Miller, Cleo	6	3	0.5	6	1
Holden, Steve	2	-4	-2.0	0	0
Cureton, Will	1	1	1.0	1	0
Miller, Willie	1	-2	-2.0	-2	0
Browns	440	1,850	4.2	50	14
Opponents	544	2,032	3.7	41	21

RECEIVING	NO	YDS	AVG	LG	TD
Rucker, Reggie	60	770	12.8	40t	3
Pruitt, Greg	44	299	6.8	48	1
Roan, Oscar	41	463	11.3	31	3
Holden, Steve	21	320	15.2	28	0
McKinnis, Hugh	17	155	9.1	20	0
Pritchett, Billy	16	109	6.8	18	0
Miller, Willie	7	57	8.1	17	0
Hynoski, Henry	4	31	7.8	15	0
Brown, Ken	2	23	11.5	17	0
Miller, Cleo	2	20	10.0	10	0
Morin, Milt	1	19	19.0	19	0
Lefear, Billy	1	14	14.0	14	0
Parris, Gary	1	12	12.0	12	0
Poole, Larry	1	5	5.0	5	0
Craig, Neal	1	1	1.0	1	0
Green, Van	1	-1	-1.0	-1	0
Browns	220	2,297	10.4	48	7
Opponents	202	2,889	14.3	75t	25

INTERCEPTIONS	NO	YDS	AVG	LG	TD
Hall, Charlie	2	28	14.0	19	0
Scott, Clarence	2	4	2.0	4	0
Hill, Jim	1	56	56.0	56t	1
Graf, Dave	1	19	19.0	19	0
Pitts, John	1	0	0.0	0	0
Craig, Neal	1	0	0.0	0	0
Green, Van	1	0	0.0	0	0
Peters, Tony	1	0	0.0	0	0
Browns	10	107	10.7	56t	1
Opponents	23	340	14.8	67t	1

PUNTING	NO	YDS	AVG	IN20	TB	LG	BLK
Cockroft, Don	82	3,317	40.5	0	7	67	1
Browns	82	3,317	40.5	0	7	67	1
Opponents	73	2,810	38.5	0	8	57	1

PUNT RETURNS	NO	FC	YDS	AVG	LG	TD
Pruitt, Greg	13	1	130	10.0	30	0
Miller, Willie	10	0	47	4.7	23	0
Athas, Pete	5	2	36	7.2	16	0
Poole, Larry	6	0	35	5.8	11	0
Hynoski, Henry	2	0	16	8.0	9	0
Brown, Eddie	2	0	16	8.0	9	0
Lefear, Billy	1	0	14	14.0	14	0
Green, Van	1	0	0	0.0	0	0
Browns	40	3	294	7.3	30	0
Opponents	45	15	469	10.4	48	0

KICKOFF RETURNS	NO	YDS	AVG	LG	TD
Pruitt, Greg	14	302	21.6	40	0
Lefear, Billy	13	412	31.7	92	0
Hynoski, Henry	8	194	24.3	37	0
Brown, Ken	7	126	18.0	29	0
Brown, Eddie	6	126	21.0	27	0
Athas, Pete	6	95	15.8	23	0
Miller, Willie	4	94	23.5	38	0
Miller, Cleo	3	70	23.3	31	0
McKinnis, Hugh	3	39	13.0	16	0
Poole, Larry	2	65	32.5	40	0
Ambrose, Dick	1	3	3.0	3	0
Browns	67	1,526	22.8	92	0
Opponents	48	1,278	26.6	81t	1

FIELD GOALS	1-19	20-29	30-39	40-49	50+	TOT
Cockroft, Don	1/1	7/9	4/6	5/5	0/2	17/23
Browns	1/1	7/9	4/6	5/5	0/2	17/23
Opponents	0/0	6/8	3/5	3/6	1/2	13/2

PASSING	ATT	CMP	YDS	PCT	AV/AT	TD	TD%	INT	INT%	LG	TKLD	RATNG
Phipps, Mike	313	162	1,749	51.8	5.59	4	1.3	19	6.1	48	28/261	47.5
Sipe, Brian	88	45	427	51.1	4.85	1	1.1	3	3.4	22	8/58	54.5
Cureton, Will	32	10	95	31.3	2.97	1	3.1	1	3.1	16	2/21	38.0
Miller, Willie	1	1	26	100.0	26.00	1	100.0	0	0.0	26t	0/0	158.3
Cockroft, Don	2	2	2	100.0	1.00	0	0.0	0	0.0	1	0/0	79.2
Hynoski, Henry	1	0	0	0.0	0.00	0	0.0	0	0.0	0	0/0	39.6
Browns	437	220	2,299	50.3	5.26	7	1.6	23	5.3	48	38/340	49.4
Opponents	361	202	2,889	56.0	8.00	25	6.9	10	2.8	75t	34/300	93.6

COMMUNITY

STAFF

PLAYERS

2023 SEASON

HISTORY

RECORDS

GAME DAY

1976 (9-5)

COACH: Forrest Gregg
DIVISION FINISH: 3rd AFC Central
1976 USUAL STARTING LINEUPS

OFFENSE			DEFENSE		
WR	42	Paul Warfield	LDE	64	Joe Jones
LT	73	Doug Dieken	LDT	71	Walter Johnson
LG	69	Pete Adams	RDT	72	Jerry Sherk
	65	Henry Sheppard	RDE	70	Mack Mitchell
C	54	Tom DeLeone		74	Mike St. Clair
RG	68	Robert E. Jackson	LLB	59	Charlie Hall
RT	63	Barry Darrow	MLB	60	Bob Babich
TE	81	Oscar Roan, 84 Gary Parris		52	Dick Ambrose
WR	33	Reggie Rucker	RLB	86	Gerald Irons
QB	17	Brian Sipe, 15 Mike Phipps	LCB	22	Clarence Scott
RB	34	Greg Pruitt, 35 Larry Poole	RCB	28	Ron Bolton
RB	30	Cleo Miller, 43 Mike Pruitt		20	Tony Peters
			SS	49	Neal Craig
				24	Terry Brown
			FS	27	Thom Darden

RADIO ANNOUNCERS:
 Gib Shanley, Jim Mueller (WHK 1420 AM)

DATE	RESULT	OPPONENT	ATT
9/12	W, 38-17	New York Jets	67,496
9/19	L, 14-31	at Pittsburgh Steelers	49,169
9/26	L, 13-44	at Denver Broncos	62,775
10/3	L, 24-45	Cincinnati Bengals	75,817
10/10	W, 18-16	Pittsburgh Steelers	76,411
10/17	W, 20-17	at Atlanta Falcons	33,364
10/24	W, 21-17	San Diego Chargers	60,018
10/31	L, 6-21	at Cincinnati Bengals	54,776
11/7	W, 21-7	at Houston Oilers	39,828
11/14	W, 24-3	Philadelphia Eagles	62,120
11/21	W, 24-7	at Tampa Bay Buccaneers	36,930
11/28	W, 17-13	Miami Dolphins	74,715
12/5	W, 13-10	Houston Oilers	56,025
12/12	L, 14-39	at Kansas City Chiefs	34,340

TEAM STATISTICS	BROWNS	OPPONENT
Total First Downs	259	244
Rushing	119	109
Passing	111	111
Penalty	29	24
3rd Down: Made/Att	89/202	76/188
3rd Down Pct.	44.1%	40.4%
Total Net Yards	4,542	3,793
Avg. Per Game	324.4	270.9
Total Plays	925	865
Avg. Per Play	4.9	4.4
Net Yards Rushing	2,295	1,761
Avg. Per Game	163.9	125.8
Total Rushes	533	445
Net Yards Passing	2,247	2,032
Avg. Per Game	160.5	145.1
Sacked/Yards Lost	19/152	30/321
Gross Yards	2,399	2,353
Attempts/Completions	373/209	392/225
Completion Pct.	56.0%	57.4%
Had Intercepted	15	21
Punts/Avg.	66/39.1	71/37.3
Net Punting Avg.	66/31.2	71/32.1
Penalties/Yards Lost	107/1,037	89/711
Fumbles/Ball Lost	46/22	24/11
Touchdowns	32	37
Rushing	9	15
Passing	21	18
Returns	2	4

SCORE BY PERIODS	1ST	2ND	3RD	4TH	OT	TOT
Browns	53	92	56	66	0	267
Opponents	62	83	66	76	0	287

SCORING	RU	PA	ST	DF	PAT	2RU	2PA	FG	SAF	TP
Cockroft, Don	0	0	0	0	27/30	0	0	15/28	0	72
Rucker, Reggie	0	8	0	0	0/0	0	0	0/0	0	48
Warfield, Paul	0	6	0	0	0/0	0	0	0/0	0	36
Pruitt, Greg	4	1	0	0	0/0	0	0	0/0	0	30
Roan, Oscar	0	4	0	0	0/0	0	0	0/0	0	24
Miller, Cleo	4	0	0	0	0/0	0	0	0/0	0	24
Holden, Steve	0	1	0	0	0/0	0	0	0/0	0	6

Jones, Joe	0	0	0	1	0/0	0	0	0/0	0	6
Poole, Larry	1	0	0	0	0/0	0	0	0/0	0	6
Duncan, Brian	0	1	0	0	0/0	0	0	0/0	0	6
Bolton, Ron	0	0	0	1	0/0	0	0	0/0	0	6
Johnson, Walter	0	0	0	0	0/0	0	0	0/0	1	2
Sipe, Brian	0	0	0	0	1/1	0	0	0/0	0	1
Team, Stat	0	0	0	0	0/1	0	0	0/0	0	0
Browns	9	21	0	2	28/32	0	0	15/28	1	267
Opponents	15	18	4	0	32/37	0	0	11/19	0	287

RUSHING	NO	YDS	AVG	LG	TD
Pruitt, Greg	209	1,000	4.8	64	4
Miller, Cleo	153	613	4.0	21	4
Poole, Larry	78	356	4.6	26	1
Pruitt, Mike	52	138	2.7	18	0
Sipe, Brian	18	71	3.9	17	0
Duncan, Brian	11	44	4.0	11	0
Mays, Dave	5	14	2.8	6	0
Phipps, Mike	4	26	6.5	24	0
Rucker, Reggie	2	30	15.0	27	0
Warfield, Paul	1	3	3.0	3	0
Browns	533	2,295	4.3	64	9
Opponents	445	1,761	4.0	59	15

RECEIVING	NO	YDS	AVG	LG	TD
Rucker, Reggie	49	676	13.8	45	8
Pruitt, Greg	45	341	7.6	27	1
Warfield, Paul	38	613	16.1	37t	6
Miller, Cleo	16	145	9.1	38	0
Roan, Oscar	15	174	11.6	23t	4
Poole, Larry	14	70	5.0	21	0
Holden, Steve	8	128	16.0	26t	1
Pruitt, Mike	8	26	3.3	15	0
Duncan, Brian	6	49	8.2	17	1
Logan, Dave	5	104	20.8	52	0
Parris, Gary	5	73	14.6	15	0
Browns	209	2,399	11.5	52	21
Opponents	225	2,353	10.5	69t	18

INTERCEPTIONS	NO	YDS	AVG	LG	TD
Darden, Thom	7	73	10.4	21	0
Scott, Clarence	4	11	2.8	5	0
Bolton, Ron	3	76	25.3	39	1
Babich, Bob	2	29	14.5	21	0
Brown, Terry	1	24	24.0	24	0
Hall, Charlie	1	12	12.0	12	0
Craig, Neal	1	8	8.0	8	0
Irons, Gerald	1	1	1.0	1	0
Sherk, Jerry	1	0	0.0	0	0
Browns	21	234	11.1	39	1
Opponents	15	123	8.2	34	0

PUNTING	NO	YDS	AVG	IN20	TB	LG	BLK
Cockroft, Don	64	2,487	38.9	8	4	51	3
Mays, Dave	2	91	45.5	1	0	54	0
Browns	66	2,578	39.1	9	4	54	3
Opponents	71	2,650	37.3	14	0	59	0

PUNT RETURNS	NO	FC	YDS	AVG	LG	TD
Holden, Steve	31	2	205	6.6	38	0
Feacher, Ricky	14	1	142	10.1	49	0
Miller, Willie	5	0	22	4.4	8	0
Browns	50	3	369	7.4	49	0
Opponents	45	8	517	11.5	73t	2

KICKOFF RETURNS	NO	YDS	AVG	LG	TD
Holden, Steve	19	461	24.3	44	0
Feacher, Ricky	14	311	22.2	33	0
Duncan, Brian	6	145	24.2	27	0
Pruitt, Mike	6	106	17.7	30	0
Poole, Larry	3	62	20.7	21	0
Pruitt, Greg	1	27	27.0	27	0
Miller, Cleo	1	23	23.0	23	0
Jackson, Robert E.	1	16	16.0	16	0
Ambrose, Dick	1	16	16.0	16	0
Graf, Dave	1	15	15.0	15	0
Miller, Willie	1	0	0.0	0	0
Browns	54	1,182	21.9	44	0
Opponents	57	1,347	23.6	97t	1

FIELD GOALS	1-19	20-29	30-39	40-49	50+	TOT
Cockroft, Don	2/2	3/6	5/6	4/11	1/3	15/28
Browns	2/2	3/6	5/6	4/11	1/3	15/28
Opponents	0/0	2/4	4/6	5/9	0/0	11/19

PASSING	ATT	CMP	YDS	PCT	AV/AT	TD	TD%	INT	INT%	LG	TKLD	RATNG
Sipe, Brian	312	178	2,113	57.1	6.77	17	5.4	14	4.5	52	16/142	77.3
Phipps, Mike	37	20	146	54.1	3.95	3	8.1	0	0.0	23t	1/6	90.6
Mays, Dave	20	9	101	45.0	5.05	0	0.0	1	5.0	21	2/4	39.8
Pruitt, Greg	3	2	39	66.7	13.00	1	33.3	0	0.0	29	0/0	149.3
Cockroft, Don	1	0	0	0.0	0.00	0	0.0	0	0.0	0	0/0	39.6
Browns	373	209	2,399	56.0	6.43	21	5.6	15	4.0	52	19/152	77.6
Opponents	392	225	2,353	57.4	6.00	18	4.6	21	5.4	69t	32/321	67.9

1977 (6-8)

COACH: Forrest Gregg (first 13 games)/Dick Modzelewski (final game)

DIVISION FINISH: 4th AFC Central

1977 USUAL STARTING LINEUPS

OFFENSE

WR	85	Dave Logan
	42	Paul Warfield
LT	73	Doug Dieken
LG	65	Henry Sheppard
C	54	Tom DeLeone
RG	68	Robert E. Jackson
RT	63	Barry Darrow
TE	81	Oscar Roan
	84	Gary Parris
WR	33	Reggie Rucker
QB	17	Brian Sipe
RB	34	Greg Pruitt
RB	30	Cleo Miller

DEFENSE

LDE	64	Joe Jones
LDT	66	Earl Edwards
RDT	78	Mickey Sims
	72	Jerry Sherk
RDE	74	Mike St. Clair
	70	Mack Mitchell
LLB	59	Charlie Hall
MLB	52	Dick Ambrose
RLB	86	Gerald Irons
LCB	22	Clarence Scott
RCB	21	Oliver Davis
SS	20	Tony Peters
FS	27	Thom Darden

RADIO ANNOUNCERS:

Gib Shanley, Jim Mueller (WHK 1420 AM)

DATE	RESULT	OPPONENT	ATT
9/18	W, 13-3	at Cincinnati Bengals	52,847
9/26	W, 30-27 (OT)	New England Patriots	76,418
10/2	L, 14-28	Pittsburgh Steelers	80,588
10/9	L, 10-26	Oakland Raiders	80,236
10/16	W, 24-23	at Houston Oilers	47,888
10/23	W, 27-16	at Buffalo Bills	60,905
10/30	W, 44-7	Kansas City Chiefs	60,381
11/6	L, 7-10	Cincinnati Bengals	81,932
11/13	L, 31-35	at Pittsburgh Steelers	47,055
11/20	W, 21-7	at New York Giants	72,576
11/27	L, 0-9	Los Angeles Rams	70,352
12/4	L, 14-37	at San Diego Chargers	37,312
12/11	L, 15-19	Houston Oilers	30,898
12/18	L, 19-20	at Seattle Seahawks	61,583

TEAM STATISTICS	BROWNS	OPPONENT
Total First Downs	271	261
Rushing	119	113
Passing	119	116
Penalty	33	32
3rd Down: Made/Att	76/188	74/186
3rd Down Pct.	40.4%	39.8%
Total Net Yards	4,375	4,115
Avg. Per Game	312.5	293.9
Total Plays	911	889
Avg. Per Play	4.8	4.6
Net Yards Rushing	2,200	2,098
Avg. Per Game	157.1	149.9
Total Rushes	510	524
Net Yards Passing	2,175	2,017
Avg. Per Game	155.4	144.1
Sacked/Yards Lost	24/199	27/281
Gross Yards	2,374	2,298
Attempts/Completions	377/208	340/184
Completion Pct.	55.2%	54.1%
Had Intercepted	31	23
Punts/Avg.	62/39.0	70/37.7
Net Punting Avg.	62/30.0	70/33.1
Penalties/Yards Lost	125/1,046	117/979
Fumbles/Ball Lost	34/22	32/16
Touchdowns	31	32
Rushing	9	14
Passing	19	15
Returns	3	3
Avg. Time Of Possession	30:13	29:47

SCORE BY PERIODS	1ST	2ND	3RD	4TH	OT	TOT
Browns	63	77	40	86	3	— 269
Opponents	68	100	38	61	0	— 267

SCORING	RU	PA	ST	DF	PAT	2RU	2PA	FG	SAF	TP	
Cockroft, Don	0	0	0	0	30/31	0	0	0	17/23	0	81
Miller, Cleo	4	1	0	0	0/0	0	0	0	0/0	0	30
Parris, Gary	0	5	0	0	0/0	0	0	0	0/0	0	30
Poole, Larry	1	3	0	0	0/0	0	0	0	0/0	0	24
Pruitt, Greg	3	1	0	0	0/0	0	0	0	0/0	0	24
Rucker, Reggie	0	2	0	0	0/0	0	0	0	0/0	0	12
Warfield, Paul	0	2	0	0	0/0	0	0	0	0/0	0	12
Roan, Oscar	0	2	0	0	0/0	0	0	0	0/0	0	12

Pruitt, Mike	1	0	0	0	0/0	0	0	0/0	0	6	
Luck, Terry	0	1	0	0	0/0	0	0	0/0	0	6	
Logan, Dave	0	1	0	0	0/0	0	0	0/0	0	6	
Darden, Thom	0	0	0	1	0/0	0	0	0/0	0	6	
Scott, Clarence	0	0	0	1	0/0	0	0	0/0	0	6	
Irons, Gerald	0	0	0	1	0/0	0	0	0/0	0	6	
Duncan, Brian	0	1	0	0	0/0	0	0	0/0	0	6	
Sherk, Jerry	0	0	0	0	0/0	0	0	0/0	1	2	
Browns	9	19	0	3	30/31	0	0	0	17/23	1	269
Opponents	14	15	3	0	27/32	0	0	0	16/22	0	267

RUSHING	NO	YDS	AVG	LG	TD
Pruitt, Greg	236	1,086	4.6	78t	3
Miller, Cleo	163	756	4.6	38	4
Pruitt, Mike	47	205	4.4	21	1
Poole, Larry	38	118	3.1	12t	1
Sipe, Brian	10	14	1.4	9	0
Duncan, Brian	5	16	3.2	10	0
Mays, Dave	4	2	0.5	2	0
Luck, Terry	3	-2	-0.7	1	0
Rucker, Reggie	2	6	3.0	3	0
Warfield, Paul	1	2	2.0	2	0
Coleman, Greg	1	-3	-3.0	-3	0
Browns	510	2,200	4.3	78t	9
Opponents	524	2,098	4.0	41	14

RECEIVING	NO	YDS	AVG	LG	TD
Miller, Cleo	41	291	7.1	28	1
Pruitt, Greg	37	471	12.7	60	1
Rucker, Reggie	36	565	15.7	40	2
Parris, Gary	21	213	10.1	26t	5
Logan, Dave	19	284	14.9	42	1
Warfield, Paul	18	251	13.9	52t	2
Poole, Larry	17	137	8.1	21	3
Roan, Oscar	13	136	10.5	27	2
Pruitt, Mike	3	12	4.0	6	0
Craig, Reggie	1	5	5.0	5	0
Duncan, Brian	1	5	5.0	5t	1
Luck, Terry	1	4	4.0	4t	1
Browns	208	2,374	11.4	60	19
Opponents	184	2,298	12.5	67t	14

INTERCEPTIONS	NO	YDS	AVG	LG	TD
Darden, Thom	6	107	17.8	49	1
Irons, Gerald	3	99	33.0	53t	1
Scott, Clarence	3	72	24.0	49t	1
Davis, Oliver	3	71	23.7	32	0
Bolton, Ron	3	50	16.7	43	0
Peters, Tony	2	29	14.5	25	0
Hall, Charlie	1	2	2.0	2	0
Jones, Joe	1	0	0.0	0	0
Woolsey, Rolly	1	0	0.0	0	0
Browns	23	430	18.7	53t	3
Opponents	31	343	11.1	53	0

PUNTING	NO	YDS	AVG	IN20	TB	LG	BLK
Coleman, Greg	61	2,389	39.2	21	2	58	0
Cockroft, Don	1	30	30.0	0	1	30	0
Browns	62	2,419	39.0	21	3	58	0
Opponents	70	2,641	37.7	16	5	67	0

PUNT RETURNS	NO	FC	YDS	AVG	LG	TD
Woolsey, Rolly	32	3	290	9.1	44	0
Payton, Edward	3	0	17	5.7	16	0
Feacher, Ricky	2	0	15	7.5	15	0
Craig, Reggie	1	0	0	0.0	0	0
Browns	38	3	322	8.5	44	0
Opponents	31	1	558	18.0	91t	3

KICKOFF RETURNS	NO	YDS	AVG	LG	TD
Duncan, Brian	15	298	19.9	36	0
Feacher, Ricky	11	219	19.9	26	0
Williams, Lawrence	8	199	24.9	32	0
Pruitt, Mike	6	131	21.8	31	0
Ellis, Ken	5	80	16.0	30	0
Payton, Edward	4	91	22.8	34	0
Jackson, Robert E.	1	21	21.0	21	0
Ambrose, Dick	1	20	20.0	20	0
Babich, Bob	1	14	14.0	14	0
Woolsey, Rolly	1	2	2.0	2	0
Browns	53	1,075	20.3	36	0
Opponents	50	986	19.7	45	0

FIELD GOALS	1-19	20-29	30-39	40-49	50+	TOT
Cockroft, Don	0/0	6/6	6/8	5/9	0/0	17/23
Browns	0/0	6/6	6/8	5/9	0/0	17/23
Opponents	1/1	6/6	7/9	2/5	0/1	16/22

PASSING	ATT	CMP	YDS	PCT	AV/AT	TD	TD%	INT	INT%	LG	TKLD	RATNG
Sipe, Brian	195	112	1,233	57.4	6.32	9	4.6	14	7.2	52t	16/114	61.8
Mays, Dave	121	67	797	55.4	6.59	6	5.0	10	8.3	60	6/67	57.8
Luck, Terry	50	25	316	50.0	6.32	1	2.0	7	14.0	33	1/8	37.2
Pruitt, Greg	9	4	28	44.4	3.11	3	33.3	0	0.0	13	1/10	91.7
Logan, Dave	2	0	0	0.0	0.00	0	0.0	0	0.0	0	0/0	39.6
Browns	377	208	2,374	55.2	6.30	19	5.0	31	8.2	60	24/199	56.8
Opponents	340	184	2,298	54.1	6.76	15	4.4	23	6.8	67t	31/281	61.9

1978 (8-8)

COACH: Sam Rutigliano
DIVISION FINISH: 3rd AFC Central
1978 USUAL STARTING LINEUPS

OFFENSE			DEFENSE		
WR	85	Dave Logan	LDE	74	Mike St. Clair
LT	73	Doug Dieken	LDT	66	Earl Edwards
LG	65	Henry Sheppard	RDT	72	Jerry Sherk
C	54	Tom DeLeone	RDE	70	Mack Mitchell
RG	68	Robert E. Jackson		64	Joe Jones
RT	63	Barry Darrow	LOLB	59	Charlie Hall
TE	82	Ozzie Newsome	MLB	52	Dick Ambrose
WR	33	Reggie Rucker	ROLB	86	Gerald Irons
QB	17	Brian Sipe		57	Clay Matthews
FB	43	Mike Pruitt	LCB	22	Clarence Scott
	30	Clea Miller		28	Ron Bolton
RB	34	Greg Pruitt	RCB	21	Oliver Davis
			SS	20	Tony Peters
			FS	27	Thom Darden

RADIO ANNOUNCERS:
 Gib Shanley, Jim Mueller (WHK 1420 AM)

DATE	RESULT	OPPONENT	ATT
9/3	W, 24-7	San Francisco 49ers	68,973
9/10	W, 13-10 (OT)	Cincinnati Bengals	72,691
9/17	W, 24-16	at Atlanta Falcons	56,648
9/24	L, 9-15 (OT)	at Pittsburgh Steelers	49,573
10/1	L, 13-16	Houston Oilers	72,776
10/8	W, 24-16	at New Orleans Saints	50,158
10/15	L, 14-34	Pittsburgh Steelers	81,302
10/22	L, 3-17	at Kansas City Chiefs	41,157
10/29	W, 41-20	Buffalo Bills	51,409
11/5	L, 10-14	at Houston Oilers	45,827
11/12	L, 7-19	Denver Broncos	70,856
11/19	W, 45-24	at Baltimore Colts	45,341
11/26	W, 30-19	Los Angeles Rams	55,158
12/3	L, 24-47	at Seattle Seahawks	62,262
12/10	W, 37-34 (OT)	New York Jets	36,881
12/17	L, 16-48	at Cincinnati Bengals	46,985

TEAM STATISTICS	BROWNS	OPPONENT
Total First Downs	293	329
Rushing	133	117
Passing	130	174
Penalty	30	38
3rd Down: Made/Att	85/217	96/230
3rd Down Pct.	39.2%	41.7%
Total Net Yards	5,347	5,352
Avg. Per Game	334.2	334.5
Total Plays	1,036	1,083
Avg. Per Play	5.2	4.9
Net Yards Rushing	2,488	2,149
Avg. Per Game	155.5	134.3
Total Rushes	559	563
Net Yards Passing	2,859	3,203
Avg. Per Game	178.7	200.2
Sacked/Yards Lost	35/278	31/232
Gross Yards	3,137	3,435
Attempts/Completions	442/236	489/265
Completion Pct.	53.4%	54.2%
Had Intercepted	21	27
Punts/Avg.	79/39.1	82/38.4
Net Punting Avg.	79/34.5	82/34.5
Penalties/Yards Lost	127/1,165	131/1,110
Fumbles/Ball Lost	50/29	35/18
Touchdowns	40	42
Rushing	17	19
Passing	22	20
Returns	1	3
Avg. Time Of Possession	30:06	29:54

SCORE BY PERIODS	1ST	2ND	3RD	4TH	OT	TOT
Browns	50	115	85	78	6	— 334
Opponents	46	99	60	145	6	— 356

SCORING	RU	PA	ST	DF	PAT	2RU	2PA	FG	SAF	TP
Cockroft, Don	0	0	0	0	37/40	0	0	19/28	0	94
Rucker, Reggie	0	8	0	0	0/0	0	0	0/0	0	48
Hill, Calvin	1	6	0	0	0/0	0	0	0/0	0	42
Pruitt, Mike	5	0	0	0	0/0	0	0	0/0	0	30
Pruitt, Greg	3	2	0	0	0/0	0	0	0/0	0	30
Logan, Dave	0	4	0	0	0/0	0	0	0/0	0	24

Newsome, Ozzie	2	0	0	0/0	0	0	0/0	0	24		
Sipe, Brian	3	0	0	0/0	0	0	0/0	0	18		
Miller, Cleo	1	0	0	0/0	0	0	0/0	0	6		
Collins, Larry	1	0	0	0/0	0	0	0/0	0	6		
Davis, Oliver	0	0	0	1	0/0	0	0	0/0	0	6	
Miller, Mark	1	0	0	0	0/0	0	0	0/0	0	6	
Browns	17	22	0	1	37/40	0	0	0	19/28	0	334
Opponents	19	20	3	0	36/41	0	0	0	22/29	1	356

RUSHING	NO	YDS	AVG	LG	TD
Pruitt, Greg	176	960	5.5	70t	3
Pruitt, Mike	135	560	4.1	71t	5
Miller, Cleo	89	336	3.8	18	1
Hill, Calvin	80	289	3.6	21	1
Sipe, Brian	28	87	3.1	35	3
Collins, Larry	22	64	2.9	19	1
Newsome, Ozzie	13	96	7.4	33t	2
Miller, Mark	7	63	9.0	17	1
Sullivan, Tom	5	7	1.4	5	0
Rucker, Reggie	2	14	7.0	9	0
Evans, Johnny	2	12	6.0	12	0
Browns	559	2,488	4.5	71t	17
Opponents	563	2,149	3.8	39	19

RECEIVING	NO	YDS	AVG	LG	TD
Rucker, Reggie	43	893	20.8	69t	8
Newsome, Ozzie	38	589	15.5	47	2
Pruitt, Greg	38	292	7.7	26t	2
Logan, Dave	37	585	15.8	44	4
Hill, Calvin	25	334	13.4	53t	6
Miller, Cleo	20	152	7.6	23	0
Pruitt, Mike	20	112	5.6	15	0
Wright, Keith	8	76	9.5	20	0
Feacher, Ricky	4	76	19.0	42	0
Sullivan, Tom	1	20	20.0	20	0
Parris, Gary	1	4	4.0	4	0
Collins, Larry	1	4	4.0	4	0
Browns	236	3,137	13.3	69t	22
Opponents	265	3,435	13.0	72t	20

INTERCEPTIONS	NO	YDS	AVG	LG	TD
Darden, Thom	10*	200	20.0	46	0
Davis, Oliver	6	65	10.8	33	1
Scott, Clarence	3	15	5.0	7	0
Ambrose, Dick	2	46	23.0	39	0
Irons, Gerald	2	9	4.5	9	0
Peters, Tony	2	7	3.5	7	0
Hall, Charlie	1	6	6.0	6	0
Matthews, Clay	1	5	5.0	5	0
Browns	27	353	13.1	46	1
Opponents	21	343	16.3	65	2

PUNTING	NO	YDS	AVG	IN20	TB	LG	BLK
Evans, Johnny	79	3,089	39.1	16	8	65	0
Browns	79	3,089	39.1	16	8	65	0
Opponents	82	3,146	38.4	14	9	56	0

PUNT RETURNS	NO	FC	YDS	AVG	LG	TD
Wright, Keith	37	16	288	7.8	42	0
Newsome, Ozzie	2	1	29	14.5	24	0
Browns	39	17	317	8.1	42	0
Opponents	41	5	366	8.9	39	0

KICKOFF RETURNS	NO	YDS	AVG	LG	TD
Collins, Larry	32	709	22.2	41	0
Wright, Keith	30	789	26.3	86	0
Sullivan, Tom	4	90	22.5	27	0
Rich, Randy	2	43	21.5	24	0
Pruitt, Greg	1	31	31.0	31	0
Jackson, Robert E.	1	19	19.0	19	0
Miller, Cleo	1	15	15.0	15	0
Rucker, Reggie	1	1	1.0	1	0
Browns	72	1,697	23.6	86	0
Opponents	72	1,469	20.4	95t	1

FIELD GOALS	1-19	20-29	30-39	40-49	50+	TOT
Cockroft, Don	1/2	6/7	2/5	10/12	0/2	19/28
Browns	1/2	6/7	2/5	10/12	0/2	19/28
Opponents	2/2	9/9	5/10	6/8	0/0	22/29

PASSING	ATT	CMP	YDS	PCT	AV/AT	TD	TD%	INT	INT%	LG	TKLD	RATNG
Sipe, Brian	399	222	2,906	55.6	7.28	21	5.3	15	3.8	69t	29/229	80.7
Miller, Mark	39	13	212	33.3	5.44	1	2.6	4	10.3	44	5/47	21.5
Evans, Johnny	1	1	19	100.0	19.00	0	0.0	0	0.0	0	0/0	118.8
Pruitt, Greg	3	0	0	0.0	0.00	0	0.0	2	66.7	0	0/0	0.0
Hill, Calvin	0	0	0	0.0	0.00	0	0.0	0	0.0	0	1/2	39.6
Browns	442	236	3,137	53.4	7.10	22	5.0	21	4.8	69t	35/278	72.9
Opponents	489	265	3,435	54.2	7.02	20	4.1	27	5.5	72t	31/232	67.1

* Led NFL

1979 (9-7)

COACH: Sam Rutigliano

DIVISION FINISH: 3rd AFC Central

1979 USUAL STARTING LINEUPS

OFFENSE

WR	85	Dave Logan
LT	73	Doug Dieken
LG	63	Cody Risien
C	54	Tom DeLeone
RG	68	Robert E. Jackson
RT	65	Henry Sheppard
TE	82	Ozzie Newsome
WR	33	Reggie Rucker
QB	17	Brian Sipe
FB	43	Mike Pruitt
RB	35	Calvin Hill, 34 Greg Pruitt

DEFENSE

LDE	77	Lyle Alzado
LDT	78	Mickey Sims
RDT	72	Jerry Sherk
RDE	81	Jack Gregory
LOLB	59	Charlie Hall
MLB	52	Dick Ambrose
ROLB	57	Clay Matthews
LCB	28	Ron Bolton
RCB	21	Oliver Davis
SS	22	Clarence Scott
FS	27	Thom Darden

RADIO ANNOUNCERS:

Gib Shanley, Jim Mueller (WHK 1420 AM)

DATE	RESULT	OPPONENT	ATT
9/2	W, 25-22 (OT)	at New York Jets	48,472
9/9	W, 27-24	at Kansas City Chiefs	42,181
9/16	W, 13-10	Baltimore Colts	73,889
9/24	W, 26-7	Dallas Cowboys	80,123
9/30	L, 10-31	at Houston Oilers	48,915
10/7	L, 35-51	Pittsburgh Steelers	81,260
10/14	L, 9-13	Washington Redskins	63,323
10/21	W, 28-27	Cincinnati Bengals	75,119
10/28	W, 38-20	at St. Louis Cardinals	47,845
11/4	W, 24-19	at Philadelphia Eagles	69,019
11/11	L, 24-29	Seattle Seahawks	72,440
11/18	W, 30-24 (OT)	Miami Dolphins	80,374
11/25	L, 30-33 (OT)	at Pittsburgh Steelers	48,773
12/2	W, 14-7	Houston Oilers	69,112
12/9	L, 14-19	at Oakland Raiders	52,641
12/16	L, 12-16	at Cincinnati Bengals	42,183

TEAM STATISTICS	BROWNS	OPPONENT
Total First Downs	350	307
Rushing	125	136
Passing	189	158
Penalty	36	13
3rd Down: Made/Att	99/222	105/240
3rd Down Pct.	44.6%	43.8%
Total Net Yards	5,772	5,650
Avg. Per Game	360.8	353.1
Total Plays	1,092	1,076
Avg. Per Play	5.3	5.3
Net Yards Rushing	2,281	2,604
Avg. Per Game	142.6	162.8
Total Rushes	504	577
Net Yards Passing	3,491	3,046
Avg. Per Game	218.2	190.4
Sacked/Yards Lost	43/347	31/243
Gross Yards	3,838	3,289
Attempts/Completions	545/289	468/271
Completion Pct.	53.0%	57.9%
Had Intercepted	27	16
Punts/Avg.	69/41.2	80/41.4
Net Punting Avg.	69/35.8	80/37.1
Penalties/Yards Lost	82/709	118/1,018
Fumbles/Ball Lost	28/17	39/16
Touchdowns	45	42
Rushing	16	25
Passing	28	14
Returns	1	3
Avg. Time Of Possession	29:29	30:31

SCORE BY PERIODS	1ST	2ND	3RD	4TH	OT	TOT
Browns	91	66	78	115	9	359
Opponents	94	81	60	114	3	352

SCORING	RU	PA	ST	DF	PAT	2RU	2PA	FG	SAF	TP
Cockroft, Don	0	0	0	0	38/43	0	0	17/29	0	89
Pruitt, Mike	9	2	0	0	0/0	0	0	0/0	0	66
Newsome, Ozzie	0	9	0	0	0/0	0	0	0/0	0	54
Logan, Dave	0	7	0	0	0/0	0	0	0/0	0	42
Rucker, Reggie	0	6	0	0	0/0	0	0	0/0	0	36
Hill, Calvin	1	2	0	0	0/0	0	0	0/0	0	18

Morarity, Pat	2	0	0	0	0/0	0	0	0/0	0	12
Sipe, Brian	2	0	0	0	0/0	0	0	0/0	0	12
Feacher, Ricky	0	1	0	0	0/0	0	0	0/0	0	6
Pruitt, Greg	0	1	0	0	0/0	0	0	0/0	0	6
Miller, Cleo	1	0	0	0	0/0	0	0	0/0	0	6
Darden, Thom	0	0	0	1	0/0	0	0	0/0	0	6
Hall, Dino	1	0	0	0	0/0	0	0	0/0	0	6
Team, Stat	0	0	0	0	0/1	0	0	0/0	0	0
Browns	16	28	0	1	38/44	0	0	17/29	0	359
Opponents	25	14	3	0	34/42	0	0	22/35	0	352

RUSHING	NO	YDS	AVG	LG	TD
Pruitt, Mike	264	1,294	4.9	77t	9
Pruitt, Greg	62	233	3.8	27	0
Hill, Calvin	53	193	3.6	33	1
Sipe, Brian	45	188	4.2	34	2
Miller, Cleo	39	213	5.5	39t	1
Hall, Dino	22	152	6.9	52t	1
Morarity, Pat	14	11	0.8	8	2
Adams, Willis	2	4	2.0	3	0
Newsome, Ozzie	1	6	6.0	6	0
Feacher, Ricky	1	-1	-1.0	-1	0
Miller, Mark	1	-2	-2.0	-2	0
Browns	504	2,291	4.5	77t	16
Opponents	577	2,604	4.5	71t	25

RECEIVING	NO	YDS	AVG	LG	TD
Logan, Dave	59	982	16.6	46	7
Newsome, Ozzie	55	781	14.2	74	9
Rucker, Reggie	43	749	17.4	54	6
Pruitt, Mike	41	372	9.1	50t	2
Hill, Calvin	38	381	10.0	31	2
Miller, Cleo	26	251	9.7	33	0
Pruitt, Greg	14	155	11.1	27	1
Feacher, Ricky	7	103	14.7	25	1
Hall, Dino	2	14	7.0	8	0
Morarity, Pat	1	17	17.0	17	0
Weathers, Curtis	1	14	14.0	14	0
Wright, Keith	1	13	13.0	13	0
Adams, Willis	1	6	6.0	6	0
Browns	289	3,838	13.3	74	28
Opponents	271	3,289	12.1	62	14

INTERCEPTIONS	NO	YDS	AVG	LG	TD
Darden, Thom	5	125	25.0	39t	1
Scott, Clarence	3	56	18.7	29	0
Bolton, Ron	3	20	6.7	13	0
Hall, Charlie	2	14	7.0	11	0
Davis, Oliver	1	33	33.0	33	0
Matthews, Clay	1	30	30.0	30	0
Ambrose, Dick	1	0	0.0	0	0
Browns	16	278	17.4	39t	1
Opponents	27	315	11.7	50	1

PUNTING	NO	YDS	AVG	IN20	TB	LG	BLK
Evans, Johnny	69	2,844	41.2	7	9	59	2
Browns	69	2,844	41.2	7	9	59	2
Opponents	80	3,313	41.4	9	9	61	0

PUNT RETURNS	NO	FC	YDS	AVG	LG	TD
Hall, Dino	29	5	295	10.2	47	0
Wright, Keith	12	6	50	4.2	13	0
Newsome, Ozzie	0	1	0	0.0	0	0
Burrell, Clinton	0	2	0	0.0	0	0
Browns	41	14	345	8.4	47	0
Opponents	45	2	375	8.3	38	0

KICKOFF RETURNS	NO	YDS	AVG	LG	TD
Hall, Dino	50	1,014	20.3	33	0
Wright, Keith	15	402	26.8	45	0
Feacher, Ricky	2	51	25.5	27	0
Rich, Randy	2	10	5.0	6	0
Pruitt, Greg	1	22	22.0	22	0
Jackson, Robert E.	1	18	18.0	18	0
Miller, Cleo	1	14	14.0	14	0
Weathers, Curtis	1	0	0.0	0	0
Miller, Matt	1	0	0.0	0	0
Morarity, Pat	1	0	0.0	0	0
Browns	75	1,531	20.4	45	0
Opponents	70	1,324	18.9	51	0

FIELD GOALS	1-19	20-29	30-39	40-49	50+	TOT
Cockroft, Don	0/0	5/6	8/12	3/8	1/3	17/29
Browns	0/0	5/6	8/12	3/8	1/3	17/29
Opponents	1/2	6/9	9/13	6/11	0/0	22/35

PASSING	ATT	CMP	YDS	PCT	AV/AT	TD	TD%	INT	INT%	LG	TKLD	RATNG
Sipe, Brian	535	286	3,793	53.5	7.09	28^	5.2	26	4.9	74	43/347	73.4
Miller, Mark	8	2	31	25.0	3.88	0	0.0	1	12.5	17	0/0	3.6
Evans, Johnny	2	1	14	50.0	7.00	0	0.0	0	0.0	14	0/0	72.9
Browns	545	289	3,838	53.0	7.04	28	5.1	27	5.0	74	43/347	72.1
Opponents	468	271	3,289	57.9	7.03	14	3.0	16	3.4	62	31/243	75.3

* Tied Led NFL

1980 (11-5)

COACH:Sam Rutigliano

DIVISION FINISH: 1st AFC Central

1980 USUAL STARTING LINEUPS

OFFENSE

WR	85	Dave Logan
LT	73	Doug Dieken
LG	65	Henry Sheppard
C	54	Tom DeLeone
RG	64	Joe DeLamielleure
RT	63	Cody Risien
TE	82	Ozzie Newsome
WR	33	Reggie Rucker
QB	17	Brian Sipe
FB	43	Mike Pruitt
RB	34	Greg Pruitt

DEFENSE

LDE	90	Marshall Harris
NT	91	Henry Bradley
RDE	77	Lyle Alzado
LOLB	59	Charlie Hall
LILB	56	Robert L. Jackson
RILB	52	Dick Ambrose
ROLB	57	Clay Matthews
LCB	28	Ron Bolton
RCB	49	Clinton Burrell
FS	27	Thom Darden
SS	22	Clarence Scott

RADIO ANNOUNCERS:

Gib Shanley, Jim Mueller (WHK 1420 AM)

DATE	RESULT	OPPONENT	ATT
9/7	L, 17-34	at New England Patriots	49,222
9/15	L, 7-16	Houston Oilers	80,243
9/21	W, 20-13	Kansas City Chiefs	63,614
9/28	W, 34-27	at Tampa Bay Buccaneers	65,540
10/5	L, 16-19	Denver Broncos	81,065
10/12	W, 27-3	at Seattle Seahawks	61,366
10/19	W, 26-21	Green Bay Packers	75,548
10/26	W, 27-26	Pittsburgh Steelers	79,095
11/3	W, 27-21	Chicago Bears	83,224
11/9	W, 28-27	at Baltimore Colts	45,369
11/16	L, 13-16	at Pittsburgh Steelers	54,563
11/23	W, 31-7	Cincinnati Bengals	79,253
11/30	W, 17-14	at Houston Oilers	51,514
12/7	W, 17-14	New York Jets	78,454
12/14	L, 23-28	at Minnesota Vikings	42,202
12/21	W, 27-24	at Cincinnati Bengals	50,058

PLAYOFF

1/4	L 12-14	Oakland Raiders	77,655
-----	---------	-----------------	--------

TEAM STATISTICS	BROWNS	OPPONENT
Total First Downs	336	340
Rushing	102	105
Passing	207	197
Penalty	27	38
3rd Down: Made/Att	98/207	105/220
3rd Down Pct.	47.3%	47.7%
Total Net Yards	5,588	5,626
Avg. Per Game	349.3	351.6
Total Plays	1,016	1,051
Avg. Per Play	5.5	5.4
Net Yards Rushing	1,673	1,761
Avg. Per Game	104.6	110.1
Total Rushes	436	485
Net Yards Passing	3,915	3,865
Avg. Per Game	244.7	241.6
Sacked/Yards Lost	23/217	31/224
Gross Yards	4,132	4,089
Attempts/Completions	557/338	536/336
Completion Pct.	60.7%	62.7%
Had Intercepted	14	22
Punts/Avg.	66/38.3	63/37.4
Net Punting Avg.	66/34.6	63/34.7
Penalties/Yards Lost	117/1,042	96/766
Fumbles/Ball Lost	24/14	23/10
Touchdowns	45	37
Rushing	15	12
Passing	30	23
Returns	0	2
Avg. Time Of Possession	28:44	31:16

SCORE BY PERIODS	1ST	2ND	3RD	4TH	OT	TOT
Browns	41	134	84	98	0	— 357
Opponents	32	69	109	100	0	— 310

SCORING	RU	PA	ST	DF	PAT	2RU	2PA	FG	SAF	TP
Cockroft, Don	0	0	0	0	39/44	0	0	16/26	0	87
Pruitt, Mike	6	0	0	0	0/0	0	0	0/0	0	36
Hill, Calvin	0	6	0	0	0/0	0	0	0/0	0	36
White, Charles	5	1	0	0	0/0	0	0	0/0	0	36

Pruitt, Greg	0	5	0	0	0/0	0	0	0/0	0	30
Logan, Dave	0	4	0	0	0/0	0	0	0/0	0	24
Feacher, Ricky	0	4	0	0	0/0	0	0	0/0	0	24
Rucker, Reggie	0	4	0	0	0/0	0	0	0/0	0	24
Wright, Keith	0	3	0	0	0/0	0	0	0/0	0	18
Newsome, Ozzie	0	3	0	0	0/0	0	0	0/0	0	18
Miller, Cleo	3	0	0	0	0/0	0	0	0/0	0	18
Sipe, Brian	1	0	0	0	0/0	0	0	0/0	0	6
Team, Stat	0	0	0	0	0/1	0	0	0/0	0	0
Browns	15	30	0	0	39/45	0	0	16/26	0	357
Opponents	12	23	2	0	32/37	0	0	18/29	1	310

RUSHING	NO	YDS	AVG	LG	TD
Pruitt, Mike	249	1,034	4.2	56t	6
White, Charles	86	279	3.2	16	5
Pruitt, Greg	40	117	2.9	19	0
Miller, Cleo	28	139	5.0	50	3
Sipe, Brian	20	55	2.8	24	1
McDonald, Paul	3	-2	-0.7	0	0
Evans, Johnny	3	-6	-2.0	0	0
Hall, Dino	2	26	13.0	19	0
Newsome, Ozzie	2	13	6.5	9	0
Adams, Willis	2	7	3.5	15	0
Hill, Calvin	1	11	11.0	11	0
Browns	436	1,673	3.8	56t	15
Opponents	485	1,761	3.6	32	12

RECEIVING	NO	YDS	AVG	LG	TD
Pruitt, Mike	63	471	7.5	28	0
Rucker, Reggie	52	768	14.8	45	4
Logan, Dave	51	822	16.1	65	4
Newsome, Ozzie	51	594	11.6	44	3
Pruitt, Greg	50	444	8.9	43	5
Hill, Calvin	27	383	14.2	50	6
White, Charles	17	153	9.0	31t	1
Feacher, Ricky	10	244	24.4	55t	4
Adams, Willis	8	165	20.6	39	0
Wright, Keith	3	62	20.7	39t	3
Oden, McDonald	3	18	6.0	8	0
Miller, Cleo	2	8	4.0	7	0
Browns	337	4,132	12.3	65	30
Opponents	336	4,089	12.2	72	23

INTERCEPTIONS	NO	YDS	AVG	LG	TD
Bolton, Ron	6	62	10.3	29	0
Burrell, Clinton	5	51	10.2	29	0
Darden, Thom	2	42	21.0	23	0
Jackson, Robert L.	2	15	7.5	9	0
Scott, Clarence	2	14	7.0	9	0
Hall, Charlie	2	3	1.5	3	0
Davis, Oliver	1	70	70.0	47	0
Matthews, Clay	1	6	6.0	6	0
Johnson, Lawrence	1	3	3.0	3	0
Browns	22	266	12.1	47	0
Opponents	14	270	19.3	93t	0

PUNTING	NO	YDS	AVG	IN20	TB	LG	BLK
Evans, Johnny	66	2,530	38.3	12	7	56	0
Browns	66	2,530	38.3	12	7	56	0
Opponents	63	2,356	37.4	16	4	62	0

PUNT RETURNS	NO	FC	YDS	AVG	LG	TD
Wright, Keith	29	4	129	4.4	15	0
Hall, Dino	6	3	41	6.8	14	0
Browns	35	7	170	4.9	15	0
Opponents	38	6	245	6.4	15	0

KICKOFF RETURNS	NO	YDS	AVG	LG	TD
Hall, Dino	32	691	21.6	40	0
Wright, Keith	25	576	23.0	50	0
Miller, Cleo	2	22	11.0	13	0
White, Charles	1	20	20.0	20	0
Jackson, Robert E.	1	0	0.0	0	0
Flint, Judson	1	0	0.0	0	0
Darden, Thom	1	-1	-1.0	-1	0
Browns	63	1,308	20.8	50	0
Opponents	71	1,018	14.3	31	0

FIELD GOALS	1-19	20-29	30-39	40-49	50+	TOT
Cockroft, Don	0/0	6/7	5/7	5/9	0/3	16/26
Browns	0/0	6/7	5/7	5/9	0/3	16/26
Opponents	3/3	7/7	5/11	3/6	0/2	18/29

PASSING	ATT	CMP	YDS	PCT	AV/AT	TD	TD%	INT	INT%	LG	TKLD	RATNG
Sipe, Brian	554	337	4,132	60.8	7.46	30	5.4	14	2.5	65	23/217	91.4
Cockroft, Don	1	0	0	0.0	0.00	0	0.0	0	0.0	0	0/0	39.6
Browns	555	337	4,132	60.7	7.45	30	5.4	14	2.5	65	23/217	91.2
Opponents	480	306	3,746	63.8	7.80	20	4.2	20	4.2	72	31/218	84.3

1981 (5-11)

COACH: Sam Rutigliano
DIVISION FINISH: 4th AFC Central
1981 USUAL STARTING LINEUPS

OFFENSE			DEFENSE		
WR	85	Dave Logan	LDE	90	Marshall Harris
LT	73	Doug Dieken		97	Thomas Brown
LG	68	Robert E. Jackson	NT	91	Henry Bradley
	65	Henry Sheppard	RDE	77	Lyle Alzado
C	54	Tom DeLeone	LOLB	50	Don Goode
	79	Gerry Sullivan	LILB	56	Robert L. Jackson
RG	64	Joe DeLamielleure	RILB	52	Dick Ambrose
RT	63	Cody Risien	ROLB	57	Clay Matthews
TE	82	Ozzie Newsome	LCB	28	Ron Bolton
WR	33	Reggie Rucker	RCB	48	Lawrence Johnson
	83	Ricky Feacher		29	Hanford Dixon
QB	17	Brian Sipe	SS	22	Clarence Scott
FB	43	Mike Pruitt	FS	49	Clinton Burrell
RB	34	Greg Pruitt, 25 Charles White		27	Thom Darden

RADIO ANNOUNCERS:
Gib Shanley, Jim Mueller (WHK 1420 AM)

DATE	RESULT	OPPONENT	ATT
9/7	L, 14-44	San Diego Chargers	78,904
9/13	L, 3-9	Houston Oilers	79,483
9/20	W, 20-17	at Cincinnati Bengals	52,170
9/27	W, 28-17	Atlanta Falcons	78,283
10/4	L, 16-27	at Los Angeles Rams	63,924
10/11	L, 7-13	at Pittsburgh Steelers	53,255
10/18	W, 20-17	New Orleans Saints	76,059
10/25	W, 42-28	Baltimore Colts	78,986
11/1	L, 13-22	at Buffalo Bills	78,266
11/8	L, 20-23 (OT)	at Denver Broncos	74,859
11/15	W, 15-12	at San Francisco 49ers	52,445
11/22	L, 10-32	Pittsburgh Steelers	77,958
11/29	L, 21-41	Cincinnati Bengals	75,186
12/3	L, 13-17	at Houston Oilers	44,502
12/12	L, 13-14	New York Jets	56,866
12/20	L, 21-42	at Seattle Seahawks	51,435

TEAM STATISTICS	BROWNS	OPPONENT
Total First Downs	364	299
Rushing	131	119
Passing	196	157
Penalty	37	23
3rd Down: Made/Att	92/225	78/212
3rd Down Pct.	40.9%	36.8%
Total Net Yards	5,915	5,394
Avg. Per Game	369.7	337.1
Total Plays	1,138	1,016
Avg. Per Play	5.2	5.3
Net Yards Rushing	1,929	2,078
Avg. Per Game	120.6	129.9
Total Rushes	474	516
Net Yards Passing	3,986	3,289
Avg. Per Game	249.1	205.6
Sacked/Yards Lost	40/353	31/223
Gross Yards	4,339	3,512
Attempts/Completions	624/348	469/275
Completion Pct.	55.8%	58.6%
Had Intercepted	27	15
Punts/Avg.	68/42.4	78/40.7
Net Punting Avg.	68/38.7	78/35.9
Penalties/Yards Lost	109/971	100/870
Fumbles/Ball Lost	38/26	31/20
Touchdowns	32	45
Rushing	11	14
Passing	21	28
Returns	0	3
Avg. Time Of Possession	30:59	29:01

SCORE BY PERIODS	1ST	2ND	3RD	4TH	OT	TOT
Browns	31	109	55	81	0	276
Opponents	89	103	82	98	3	375

SCORING	RU	PA	ST	DF	PAT	2RU	2PA	FG	SAF	TP
Bahr, Matt	0	0	0	0	22/22	0	0	13/20	0	61
Pruitt, Mike	7	1	0	0	0/0	0	0	0/0	0	48

Newsome, Ozzie	0	6	0	0	0/0	0	0	0/0	0	36
Logan, Dave	0	4	0	0	0/0	0	0	0/0	0	24
Pruitt, Greg	0	4	0	0	0/0	0	0	0/0	0	24
Jacobs, Dave	0	0	0	0	9/10	0	0	4/12	0	21
Feacher, Ricky	0	3	0	0	0/0	0	0	0/0	0	18
Hill, Calvin	0	2	0	0	0/0	0	0	0/0	0	12
Miller, Cleo	2	0	0	0	0/0	0	0	0/0	0	12
Rucker, Reggie	0	1	0	0	0/0	0	0	0/0	0	6
White, Charles	1	0	0	0	0/0	0	0	0/0	0	6
Sipe, Brian	1	0	0	0	0/0	0	0	0/0	0	6
Team, Stat	0	0	0	0	0/0	0	0	0/0	1	2
Cox, Steve	0	0	0	0	0/0	0	0	0/1	0	0
Browns	11	21	0	0	31/32	0	0	17/33	1	276
Opponents	14	28	3	0	40/45	0	0	21/34	1	375

RUSHING	NO	YDS	AVG	LG	TD
Pruitt, Mike	247	1,103	4.5	21	7
White, Charles	97	342	3.5	26	1
Miller, Cleo	52	165	3.2	13	2
Sipe, Brian	38	153	4.0	22	1
Pruitt, Greg	31	124	4.0	15	0
Hill, Calvin	4	23	5.8	9	0
Newsome, Ozzie	2	20	10.0	14	0
McDonald, Paul	2	0	0.0	2	0
Feacher, Ricky	1	-1	-1.0	-1	0
Browns	474	1,929	4.1	26	11
Opponents	516	2,078	4.0	79t	14

RECEIVING	NO	YDS	AVG	LG	TD
Newsome, Ozzie	69	1,002	14.5	62	6
Pruitt, Greg	65	636	9.8	33	4
Pruitt, Mike	63	442	7.0	21	1
Logan, Dave	31	497	16.0	40t	4
Feacher, Ricky	29	654	22.6	48	3
Rucker, Reggie	27	532	19.7	49	1
White, Charles	27	219	8.1	21	0
Hill, Calvin	17	150	8.8	23	2
Miller, Cleo	16	139	8.7	17	0
Fulton, Dan	2	38	19.0	27	0
Adams, Willis	1	24	24.0	24	0
Oden, McDonald	1	6	6.0	6	0
Browns	348	4,339	12.5	62	21
Opponents	275	3,512	12.8	60t	28

INTERCEPTIONS	NO	YDS	AVG	LG	TD
Scott, Clarence	4	46	11.5	26	0
Darden, Thom	3	68	22.7	45	0
Flint, Judson	2	33	16.5	33	0
Matthews, Clay	2	14	7.0	8	0
Bolton, Ron	1	3	3.0	3	0
Goode, Don	1	1	1.0	1	0
Logan, Dave	1	0	0.0	0	0
Ambrose, Dick	1	0	0.0	0	0
Browns	15	165	11.0	45	0
Opponents	27	347	12.9	82t	0

PUNTING	NO	YDS	AVG	IN20	TB	LG	BLK
Cox, Steve	68	2,884	42.4	11	12	66	2
Browns	68	2,884	42.4	11	12	66	2
Opponents	78	3,173	40.7	20	6	59	0

PUNT RETURNS	NO	FC	YDS	AVG	LG	TD
Hall, Dino	33	6	248	7.5	40	0
Montgomery, Cleo	17	0	121	7.1	17	0
Browns	50	6	369	7.4	40	0
Opponents	30	4	253	8.4	34	0

KICKOFF RETURNS	NO	YDS	AVG	LG	TD
Hall, Dino	36	813	22.6	48	0
Montgomery, Cleo	14	334	23.9	38	0
White, Charles	12	243	20.3	32	0
Pruitt, Greg	3	82	27.3	30	0
Miller, Cleo	3	35	11.7	22	0
Brown, Thomas	2	17	8.5	10	0
Johnson, Eddie	1	7	7.0	7	0
Miller, Matt	1	6	6.0	6	0
Browns	72	1,537	21.3	48	0
Opponents	45	1,156	25.7	88	0

FIELD GOALS	1-19	20-29	30-39	40-49	50+	TOT
Bahr, Matt	3/3	5/5	5/9	0/2	0/1	13/20
Jacobs, Dave	0/0	2/3	2/6	0/1	0/2	4/12
Cox, Steve	0/0	0/0	0/0	0/0	0/1	0/1
Browns	3/3	7/8	7/15	0/3	0/4	17/33
Opponents	1/1	8/12	6/9	5/11	1/1	21/34

PASSING	ATT	CMP	YDS	PCT	AV/AT	TD	TD%	INT	INT%	LG	TKLD	RATNG
Sipe, Brian	567	313	3,876	55.2	6.84	17	3.0	25	4.4	62	34/310	68.2
McDonald, Paul	57	35	463	61.4	8.12	4	7.0	2	3.5	46	6/43	95.9
Browns	624	348	4,339	55.8	6.95	21	3.4	27	4.3	62	40/353	70.7
Opponents	469	275	3,512	58.6	7.49	28	6.0	15	3.2	60t	29/223	88.7

1982 (4-5)

COACH: Sam Rutigliano
DIVISION FINISH: 8th American Conference
1982 USUAL STARTING LINEUPS

OFFENSE

WR	85	Dave Logan
LT	73	Doug Dieken
LG	68	Robert E. Jackson
C	54	Tom DeLeone
RG	64	Joe DeLamielleure
RT	63	Cody Risien
TE	82	Ozzie Newsome
WR	83	Ricky Feacher
QB	17	Brian Sipe
	16	Paul McDonald
FB	43	Mike Pruitt
RB	25	Charles White

RADIO ANNOUNCERS:

Gib Shanley, Jim Mueller (WHK 1420 AM)

DEFENSE

LDE	90	Marshall Harris
NT	91	Henry Bradley
	79	Bob Golic
RDE	92	Mike Robinson
	99	Keith Baldwin
LOLB	56	Chip Banks
LILB	50	Tom Cousineau
RILB	52	Dick Ambrose
ROLB	57	Clay Matthews
	55	Curtis Weathers
LCB	28	Ron Bolton
	48	Lawrence Johnson
RCB	29	Hanford Dixon
SS	49	Clinton Burrell
FS	22	Clarence Scott

DATE	RESULT	OPPONENT	ATT
9/12	W, 21-7	at Seattle Seahawks	55,907
9/19	L, 21-24	Philadelphia Eagles	78,830
11/21	W, 10-7	New England Patriots	51,281
11/25	L, 14-31	at Dallas Cowboys	46,267
12/5	L, 13-30	San Diego Chargers	54,064
12/12	L, 10-23	at Cincinnati Bengals	54,305
12/19	W, 10-9	Pittsburgh Steelers	67,139
12/26	W, 20-14	at Houston Oilers	36,559
1/2	L, 21-37	at Pittsburgh Steelers	52,312

PLAYOFF

1/8	L, 10-27	at Los Angeles Raiders	56,555
-----	----------	------------------------	--------

TEAM STATISTICS

	BROWNS	OPPONENT
Total First Downs	176	189
Rushing	64	82
Passing	96	94
Penalty	16	13
3rd Down: Made/Att	43/127	52/106
3rd Down Pct.	33.9%	49.1%
4th Down: Made/Att	5/6	3/8
4th Down Pct.	83.3%	37.5%
Total Net Yards	2,708	3,141
Avg. Per Game	300.9	349.0
Total Plays	616	594
Avg. Per Play	4.4	5.3
Net Yards Rushing	873	1,292
Avg. Per Game	97.0	143.6
Total Rushes	256	306
Net Yards Passing	1,845	1,822
Avg. Per Game	205.0	202.4
Sacked/Yards Lost	26/212	22/145
Gross Yards	2,057	1,967
Attempts/Completions	334/174	266/144
Completion Pct.	52.1%	54.1%
Had Intercepted	16	17
Punts/Avg.	48/39.3	40/38.8
Net Punting Avg.	48/34.8	40/35.5
Penalties/Yards Lost	59/461	57/436
Fumbles/Ball Lost	15/8	20/11
Touchdowns	17	23
Rushing	7	13
Passing	9	9
Returns	1	1
Avg. Time Of Possession	30:00	30:00

SCORE BY PERIODS

	1ST	2ND	3RD	4TH	OT	TOT
Browns	20	34	24	62	0	140
Opponents	28	60	38	56	0	182

SCORING

	RU	PA	ST	DF	PAT	2RU	2PA	FG	SAF	TP
Bahr, Matt	0	0	0	0	17/17	0	0	7/15	0	38
Feacher, Ricky	0	3	0	0	0/0	0	0	0/0	0	18
Newsome, Ozzie	0	3	0	0	0/0	0	0	0/0	0	18
Pruitt, Mike	3	0	0	0	0/0	0	0	0/0	0	18
White, Charles	3	0	0	0	0/0	0	0	0/0	0	18

Logan, Dave	0	2	0	0	0/0	0	0	0/0	0	12
Burrell, Clinton	0	0	0	1	0/0	0	0	0/0	0	6
Davis, Johnny	1	0	0	0	0/0	0	0	0/0	0	6
Hall, Dino	0	1	0	0	0/0	0	0	0/0	0	6
Cox, Steve	0	0	0	0	0/0	0	0	0/1	0	0
Browns	7	9	0	1	17/17	0	0	7/16	0	140
Opponents	13	9	1	0	21/23	0	0	7/11	1	182

SACKS: C. Banks 5.5, B. Golic 4, M. Robinson 3, C. Burrell 2, E. Franks 2, M. Harris 1.5, K. Baldwin 1, T. Cousineau 1, H. Dixon 1, C. Weathers 1 **Browns: 22.0, Opponents: 26.0**

RUSHING

	NO	YDS	AVG	LG	TD
Pruitt, Mike	143	516	3.6	17	3
White, Charles	69	259	3.8	18t	3
Miller, Cleo	16	61	3.8	17	0
Sipe, Brian	13	44	3.4	12	0
McDonald, Paul	7	-3	-0.4	10	0
Davis, Johnny	4	3	0.8	2	1
Hall, Dino	2	14	7.0	13	0
Cox, Steve	2	-11	-5.5	0	0
Browns	256	883	3.4	18t	7
Opponents	306	1,292	4.2	34	13

RECEIVING

	NO	YDS	AVG	LG	TD
Newsome, Ozzie	49	633	12.9	54	3
White, Charles	34	283	8.3	36	0
Feacher, Ricky	28	408	14.6	46	3
Logan, Dave	23	346	15.0	56t	2
Pruitt, Mike	22	140	6.4	13	0
Walker, Dwight	8	136	17.0	46	0
Hall, Dino	5	78	15.6	31	1
Miller, Cleo	3	20	6.7	11	0
Fulton, Dan	1	9	9.0	9	0
Oden, McDonald	1	4	4.0	4	0
Browns	174	2,057	11.8	56t	9
Opponents	144	1,967	13.7	60	9

INTERCEPTIONS

	NO	YDS	AVG	LG	TD
Dixon, Hanford	4	22	5.5	22	0
Johnson, Lawrence	4	17	4.3	17	0
Scott, Clarence	3	29	9.7	24	0
Banks, Chip	1	14	14.0	14	0
Burrell, Clinton	1	14	14.0	14t	1
Cousineau, Tom	1	6	6.0	6	0
Ambrose, Dick	1	0	0.0	0	0
Bolton, Ron	1	0	0.0	0	0
Flint, Judson	1	0	0.0	0	0
Browns	17	102	6.0	24	1
Opponents	16	164	10.3	37	0

PUNTING

	NO	YDS	AVG	IN20	TB	LG	BLK
Cox, Steve	48	1,887	39.3	11	6	52	1
Browns	48	1,887	39.3	11	6	52	1
Opponents	40	1,552	38.8	9	2	54	0

PUNT RETURNS

	NO	FC	YDS	AVG	LG	TD
Walker, Dwight	19	6	101	5.3	14	0
Hall, Dino	4	0	33	8.3	10	0
Browns	23	6	134	5.8	14	0
Opponents	30	2	216	7.2	24	0

KICKOFF RETURNS

	NO	YDS	AVG	LG	TD
Hall, Dino	22	430	19.5	32	0
Walker, Dwight	13	295	22.7	36	0
Nicolas, Scott	2	16	8.0	10	0
Green, David	1	13	13.0	13	0
Browns	38	754	19.8	36	0
Opponents	23	424	18.4	30	0

FIELD GOALS

	1-19	20-29	30-39	40-49	50+	TOT
Bahr, Matt	1/1	3/4	1/3	2/7	0/0	7/15
Cox, Steve	0/0	0/0	0/0	0/0	0/1	0/1
Browns	1/1	3/4	1/3	2/7	0/1	7/16
Opponents	0/0	2/2	2/4	3/4	0/1	7/11

PASSING	ATT	CMP	YDS	PCT	AV/AT	TD	TD%	INT	INT%	LG	TKLD	RATNG
Sipe, Brian	185	101	1,064	54.6	5.75	4	2.2	8	4.3	40t	13/117	60.7
McDonald, Paul	149	73	993	49.0	6.66	5	3.4	8	5.4	56t	13/95	59.5
Browns	334	174	2,057	52.1	6.16	9	2.7	16	4.8	56t	26/212	60.2
Opponents	266	144	1,967	54.1	7.39	9	3.4	17	6.4	60	22/145	62.7

1983 (9-7)

COACH: Sam Rutigliano

DIVISION FINISH: 2nd AFC Central

1983 USUAL STARTING LINEUPS

OFFENSE

WR	89	Bobby Jones
	83	Ricky Feacher
LT	73	Doug Dieken
LG	68	Robert E. Jackson
C	61	Mike Baab
RG	64	Joe DeLamielleure
RT	63	Cody Risien
TE	82	Ozzie Newsome
WR	85	Dave Logan
	80	Willis Adams
QB	17	Brian Sipe
FB	43	Mike Pruitt, 38 Johnny Davis
RB	30	Boyce Green

DEFENSE

LDE	96	Reggie Camp
NT	79	Bob Golic
RDE	99	Keith Baldwin
	94	Elvis Franks
LOLB	56	Chip Banks
LILB	52	Dick Ambrose
	58	Scott Nicolas
RILB	50	Tom Cousineau
ROLB	57	Clay Matthews
LCB	48	Lawrence Johnson
RCB	29	Hanford Dixon
SS	49	Clinton Burrell
	22	Clarence Scott
FS	21	Mike Whitwell

RADIO ANNOUNCERS:

Gib Shanley, Jim Mueller (WHK 1420 AM)

DATE	RESULT	OPPONENT	ATT
9/4	L, 21-27	Minnesota Vikings	70,087
9/11	W, 31-26	at Detroit Lions	60,095
9/15	W, 17-7	Cincinnati Bengals	79,700
9/25	W, 30-24 (OT)	at San Diego Chargers	49,482
10/2	L, 9-24	Seattle Seahawks	75,446
10/9	W, 10-7	New York Jets	78,235
10/16	L, 17-44	at Pittsburgh Steelers	59,263
10/23	L, 21-28	at Cincinnati Bengals	50,047
10/30	W, 25-19 (OT)	Houston Oilers	66,955
11/6	L, 21-35	at Green Bay Packers	54,089
11/13	W, 20-0	Tampa Bay Buccaneers	56,091
11/20	W, 30-0	at New England Patriots	40,987
11/27	W, 41-23	Baltimore Colts	65,812
12/4	L, 6-27	at Denver Broncos	70,912
12/11	L, 27-34	at Houston Oilers	29,746
12/18	W, 30-17	Pittsburgh Steelers	72,313

TEAM STATISTICS	BROWNS	OPPONENT
Total First Downs	327	309
Rushing	113	138
Passing	186	155
Penalty	28	16
3rd Down: Made/Att	99/222	82/204
3rd Down Pct.	44.6%	40.2%
4th Down: Made/Att	8/16	4/14
4th Down Pct.	50.0%	28.6%
Total Net Yards	5,583	5,139
Avg. Per Game	348.9	321.2
Total Plays	1,065	1,030
Avg. Per Play	5.2	5.0
Net Yards Rushing	1,922	2,065
Avg. Per Game	120.1	129.1
Total Rushes	465	528
Net Yards Passing	3,661	3,074
Avg. Per Game	228.8	192.1
Sacked/Yards Lost	33/271	33/239
Gross Yards	3,932	3,313
Attempts/Completions	567/324	469/280
Completion Pct.	57.1%	59.7%
Had Intercepted	28	22
Punts/Avg.	70/40.8	73/40.5
Net Punting Avg.	70/36.4	73/36.2
Penalties/Yards Lost	115/988	105/940
Fumbles/Ball Lost	21/10	30/10
Touchdowns	42	42
Rushing	13	15
Passing	27	22
Returns	2	5
Avg. Time Of Possession	30:50	29:10

SCORE BY PERIODS	1ST	2ND	3RD	4TH	OT	TOT
Browns	76	120	82	66	12	356
Opponents	70	125	63	84	0	342

SCORING	RU	PA	ST	DF	PAT	2RU	2PA	FG	SAF	TP
Bahr, Matt	0	0	0	0	38/40	0	0	21/24	0	101
Pruitt, Mike	10	2	0	0	0/0	0	0	0/0	0	72
Newsome, Ozzie	0	6	0	0	0/0	0	0	0/0	0	36
Jones, Bobby	0	4	0	0	0/0	0	0	0/0	0	24

Green, Boyce	3	1	0	0	0/0	0	0	0/0	0	24
Feacher, Ricky	0	3	0	0	0/0	0	0	0/0	0	18
Holt, Harry	0	3	0	0	0/0	0	0	0/0	0	18
Adams, Willis	0	2	0	0	0/0	0	0	0/0	0	12
Belk, Rocky	0	2	0	0	0/0	0	0	0/0	0	12
Logan, Dave	0	2	0	0	0/0	0	0	0/0	0	12
Walker, Dwight	0	1	0	0	0/0	0	0	0/0	0	6
Banks, Chip	0	0	0	1	0/0	0	0	0/0	0	6
Golic, Bob	0	0	0	1	0/0	0	0	0/0	0	6
Dieken, Doug	0	1	0	0	0/0	0	0	0/0	0	6
Cox, Steve	0	0	0	0	0/0	0	0	1/1	0	3
Browns	13	27	0	2	38/40	0	0	22/25	0	356
Opponents	15	22	5	0	40/42	0	0	16/22	1	342

SACKS: C. Matthews 6.0, E. Franks 5.0, R. Camp 4.5, T. Cousineau 4.0, C. Banks 4.0, B. Golic 3.5, D. Puzzuoli 2.0, M. Whitwell 1.0, K. Baldwin 1.0, H. Dixon 1.0
Browns: 32.0, Opponents 33.0

RUSHING	NO	YDS	AVG	LG	TD
Pruitt, Mike	293	1,184	4.0	27	10
Green, Boyce	104	497	4.8	29	3
Sipe, Brian	26	56	2.2	9	0
Walker, Dwight	19	100	5.3	15	0
Davis, Johnny	13	42	3.2	16	0
McDonald, Paul	3	17	5.7	10	0
Holt, Harry	3	8	2.7	4	0
Jones, Bobby	1	19	19.0	19	0
Adams, Willis	1	2	2.0	2	0
Hall, Dino	1	2	2.0	2	0
Belk, Rocky	1	-5	-5.0	-5	0
Browns	465	1,922	4.1	29	13
Opponents	528	2,065	3.9	40	15

RECEIVING	NO	YDS	AVG	LG	TD
Newsome, Ozzie	89	970	10.9	66t	6
Logan, Dave	37	627	16.9	34	2
Jones, Bobby	36	507	14.1	32t	4
Pruitt, Mike	30	157	5.2	21	2
Holt, Harry	29	420	14.5	48t	3
Walker, Dwight	29	273	9.4	35	1
Green, Boyce	25	167	6.7	33	1
Adams, Willis	20	374	18.7	59	2
Feacher, Ricky	13	217	16.7	42t	3
Belk, Rocky	5	141	28.2	64t	2
Davis, Johnny	5	20	4.0	10	0
Hall, Dino	4	33	8.3	18	0
Dieken, Doug	1	14	14.0	14t	1
Stracka, Tim	1	12	12.0	12	0
Browns	324	3,932	12.1	66t	27
Opponents	280	3,312	11.8	80t	22

INTERCEPTIONS	NO	YDS	AVG	LG	TD
Cousineau, Tom	4	47	11.8	15	0
Banks, Chip	3	95	31.7	65t	1
Whitwell, Mike	3	67	22.3	28	0
Dixon, Hanford	3	41	13.7	35	0
Burrell, Clinton	2	0	0.0	0	0
Johnson, Lawrence	2	0	0.0	0	0
Scott, Clarence	2	0	0.0	0	0
Perry, Rod	1	21	21.0	21	0
Gross, Al	1	18	18.0	18	0
Golic, Bob	1	7	7.0	7t	1
Browns	22	296	13.5	65t	2
Opponents	28	508	18.1	73t	0

PUNTING	NO	YDS	AVG	IN20	TB	LG	BLK
Gossett, Jeff	70	2,854	40.8	17	8	60	0
Browns	70	2,854	40.8	17	8	60	0
Opponents	73	2,954	40.5	18	5	61	0

PUNT RETURNS	NO	FC	YDS	AVG	LG	TD
Hall, Dino	39	12	284	7.3	19	0
Walker, Dwight	3	0	26	8.7	13	0
Browns	42	12	310	7.4	19	0
Opponents	30	10	309	10.3	66	0

KICKOFF RETURNS	NO	YDS	AVG	LG	TD
Walker, Dwight	29	627	21.6	38	0
Green, Boyce	17	350	20.6	30	0
Hall, Dino	11	237	21.5	28	0
Ferguson, Vagas	2	36	18.0	27	0
Nicolas, Scott	2	29	14.5	15	0
Davis, Johnny	1	8	8.0	8	0
Contz, Bill	1	3	3.0	3	0
Browns	63	1,290	20.5	38	0
Opponents	61	1,155	18.9	93t	0

FIELD GOALS	1-19	20-29	30-39	40-49	50+	TOT
Bahr, Matt	1/1	9/9	5/6	6/7	0/1	21/24
Cox, Steve	0/0	0/0	0/0	0/0	1/1	1/1
Browns	1/1	9/9	5/6	6/7	1/2	22/25
Opponents	2/2	5/6	4/6	2/5	1/1	14/20

PASSING	ATT	CMP	YDS	PCT	AV/AT	TD	TD%	INT	INT%	LG	TKLD	RATNG
Sipe, Brian	496	291	3,566	58.7	7.19	26	5.2	23	4.6	66t	27/233	79.1
McDonald, Paul	68	32	351	47.1	5.16	1	1.5	4	5.9	27	6/38	43.2
Walker, Dwight	3	1	25	33.3	8.33	0	0.0	1	33.3	25	0/0	25.0
Browns	567	324	3,942	57.1	6.95	27	4.8	28	4.9	66t	33/271	74.0

1984 (5-11)

COACH: Sam Rutigliano (first 8 games)/Marty Schottenheimer (last 8 games)

DIVISION FINISH: 3rd AFC Central

1984 USUAL STARTING LINEUPS

OFFENSE

WR	83	Ricky Feacher
	86	Brian Brennan
LT	73	Doug Dieken
LG	68	Robert E. Jackson
C	61	Mike Baab
RG	64	Joe DeLamielleure
RT	75	Bill Contz
TE	82	Ozzie Newsome
WR	84	Duriel Harris
	86	Brian Brennan
QB	16	Paul McDonald
FB	38	Johnny Davis
RB	43	Mike Pruitt, 30 Boyce Green

DEFENSE

LDE	96	Reggie Camp
NT	79	Bob Golic
RDE	99	Keith Baldwin
LOLB	56	Chip Banks
LILB	51	Eddie Johnson
RILB	50	Tom Cousineau
ROLB	57	Clay Matthews
LCB	48	Lawrence Johnson
	31	Frank Minnifield
RCB	29	Hanford Dixon
SS	27	Al Gross
FS	20	Don Rogers

RADIO ANNOUNCERS:

Gib Shanley, Jim Mueller (WHK 1420 AM)

DATE	RESULT	OPPONENT	ATT
9/3	L, 0-33	at Seattle Seahawks	59,540
9/9	L, 17-20	at Los Angeles Rams	43,043
9/16	L, 14-24	Denver Broncos	61,980
9/23	W, 20-10	Pittsburgh Steelers	77,312
9/30	L, 6-10	at Kansas City Chiefs	40,785
10/7	L, 16-17	New England Patriots	53,036
10/14	L, 20-24	New York Jets	55,673
10/21	L, 9-12	at Cincinnati Bengals	50,667
10/28	L, 14-16	New Orleans Saints	52,489
11/4	W, 13-10	at Buffalo Bills	33,343
11/11	L, 7-41	San Francisco 49ers	60,092
11/18	W, 23-7	at Atlanta Falcons	28,280
11/25	W, 27-10	Houston Oilers	46,077
12/2	L, 17-20 (OT)	Cincinnati Bengals	51,774
12/9	L, 20-23	at Pittsburgh Steelers	55,825
12/16	W, 27-20	at Houston Oilers	33,676

TEAM STATISTICS	BROWNS	OPPONENT
Total First Downs	295	270
Rushing	89	103
Passing	180	145
Penalty	26	22
3rd Down: Made/Att	89/228	86/217
3rd Down Pct.	39.0%	39.6%
4th Down: Made/Att	6/13	4/13
4th Down Pct.	46.2%	30.8%
Total Net Yards	4,828	4,641
Avg. Per Game	301.8	290.1
Total Plays	1,039	995
Avg. Per Play	4.6	4.7
Net Yards Rushing	1,696	1,945
Avg. Per Game	106.0	121.6
Total Rushes	489	494
Net Yards Passing	3,132	2,696
Avg. Per Game	195.8	168.5
Sacked/Yards Lost	55/358	43/353
Gross Yards	3,490	3,049
Attempts/Completions	495/273	458/261
Completion Pct.	55.2%	57.0%
Had Intercepted	23	20
Punts/Avg.	76/42.3	77/40.6
Net Punting Avg.	76/35.8	77/36.4
Penalties/Yards Lost	111/928	108/765
Fumbles/Ball Lost	31/16	34/15
Touchdowns	25	30
Rushing	10	10
Passing	14	15
Returns	1	5
Avg. Time Of Possession	30:52	29:08

SCORE BY PERIODS	1ST	2ND	3RD	4TH	OT	TOT
Browns	54	81	44	71	0	250
Opponents	61	97	53	83	3	297

SCORING	RU	PA	OFF	DF	PAT	2RU	2PA	FG	SAF	TP
Bahr, Matt	0	0	0	0	25/25	0	0	24/32	0	97
Pruitt, Mike	6	0	0	0	0/0	0	0	0/0	0	36
Newsome, Ozzie	0	5	0	0	0/0	0	0	0/0	0	30
Brennan, Brian	0	3	0	0	0/0	0	0	0/0	0	18
Byner, Earnest	2	0	1	0	0/0	0	0	0/0	0	18

Davis, Bruce	0	2	0	0	0/0	0	0	0/0	0	12
Harris, Duriel	0	2	0	0	0/0	0	0	0/0	0	12
Feacher, Ricky	0	1	0	0	0/0	0	0	0/0	0	6
Davis, Johnny	1	0	0	0	0/0	0	0	0/0	0	6
Green, Boyce	0	1	0	0	0/0	0	0	0/0	0	6
McDonald, Paul	1	0	0	0	0/0	0	0	0/0	0	6
Cox, Steve	0	0	0	0	0/0	0	0	0/0	0	3
Browns	10	14	1	0	25/25	0	0	25/35	0	250
Opponents	10	15	5	0	30/30	0	0	29/33	0	297

SACKS: R. Camp 14.0, C. Matthews 12.0, K. Baldwin 4.5, C. Hairston 4.0, C. Banks 2.5, D. Puzzuoli 2.0, B. Golic 2.0, E. Franks 1.5, E. Johnson 0.5 **Browns:** 43.0, **Opponents:** 55.0

RUSHING	NO	YDS	AVG	LG	TD
Green, Boyce	202	673	3.3	29	0
Pruitt, Mike	163	506	3.1	14	6
Byner, Earnest	72	426	5.9	54	2
White, Charles	24	62	2.6	8	0
McDonald, Paul	22	4	0.2	10	1
Davis, Johnny	3	15	5.0	8	1
Holt, Harry	1	12	12.0	12	0
Davis, Bruce	1	6	6.0	6	0
Walker, Dwight	1	-8	-8.0	-8	0
Browns	489	1,696	3.5	54	10
Opponents	494	1,945	3.9	64	10

RECEIVING	NO	YDS	AVG	LG	TD
Newsome, Ozzie	89	1,001	11.2	52	5
Brennan, Brian	35	455	13.0	52	3
Harris, Duriel	32	512	16.0	43	2
Feacher, Ricky	22	382	17.4	64	1
Adams, Willis	21	261	12.4	24	0
Holt, Harry	20	261	13.1	36	0
Green, Boyce	12	124	10.3	44t	1
Byner, Earnest	11	118	10.7	26	0
Walker, Dwight	10	122	12.2	25	0
Davis, Bruce	7	119	17.0	43	2
Pruitt, Mike	5	29	5.8	9	0
White, Charles	5	29	5.8	17	0
Young, Glen	1	47	47.0	47	0
Bolden, Rickey	1	19	19.0	19	0
Stracka, Tim	1	15	15.0	15	0
McDonald, Paul	1	-4	-4.0	-4	0
Browns	273	3,490	12.8	64	14
Opponents	261	3,049	11.7	61t	15

INTERCEPTIONS	NO	YDS	AVG	LG	TD
Gross, Al	5	103	20.6	47	0
Dixon, Hanford	5	31	6.2	18	0
Cousineau, Tom	2	9	4.5	9	0
Johnson, Eddie	2	3	1.5	3	0
Rogers, Don	1	39	39.0	39	0
Minnifield, Frank	1	26	26.0	26	0
Perry, Rod	1	17	17.0	17	0
Banks, Chip	1	8	8.0	8	0
Johnson, Lawrence	1	0	0.0	0	0
Rockins, Chris	1	0	0.0	0	0
Browns	20	236	11.8	47	0
Opponents	23	518	22.5	85	0

PUNTING	NO	YDS	AVG	IN20	TB	LG	BLK
Cox, Steve	74	3,213	43.4	16	8	69	2
Team, Stat	2	0	0.0	0	0	0	0
Browns	76	3,213	42.3	16	8	69	2
Opponents	77	3,123	40.6	21	7	61	0

PUNT RETURNS	NO	FC	YDS	AVG	LG	TD
Brennan, Brian	25	10	199	8.0	19	0
Harris, Duriel	9	0	73	8.1	13	0
Walker, Dwight	6	3	50	8.3	13	0
Browns	40	13	322	8.1	19	0
Opponents	43	7	489	11.4	42	0

KICKOFF RETURNS	NO	YDS	AVG	LG	TD
Byner, Earnest	22	415	18.9	28	0
Davis, Bruce	18	369	20.5	40	0
Brown, Preston	8	136	17.0	27	0
Young, Glen	5	134	26.8	36	0
White, Charles	5	80	16.0	23	0
Nicolas, Scott	1	12	12.0	12	0
Contz, Bill	1	10	10.0	10	0
Holt, Harry	1	1	1.0	1	0
Browns	61	1,157	19.0	40	0
Opponents	52	1,159	22.3	46	0

FIELD GOALS	1-19	20-29	30-39	40-49	50+	TOT
Bahr, Matt	3/3	12/12	2/7	6/9	1/1	24/32
Cox, Steve	0/0	0/0	0/0	0/0	1/3	1/3
Browns	3/3	12/12	2/7	6/9	2/4	25/35
Opponents	0/0	13/13	7/9	7/9	2/2	29/33
Contz, Bill	1	3	3.0	3	0	0
Browns	63	1,290	20.5	38	0	0
Opponents	61	1,155	18.9	93t	0	0

PASSING	ATT	CMP	YDS	PCT	AV/AT	TD	TD%	INT	INT%	LG	TKLD	RATNG
McDonald, Paul	493	271	3,472	55.0	7.04	14	2.8	23	4.7	64	53/345	67.3
Cox, Steve	1	1	16	100.0	16.00	0	0.0	0	0.0	16	0/0	118.8
Flick, Tom	1	1	2	100.0	2.00	0	0.0	0	0.0	2	2/13	79.2
Browns	495	273	3,490	55.2	7.05	14	2.8	23	4.6	64	55/358	67.5
Opponents	458	261	3,049	57.0	6.66	15	3.3	20	4.4	61t	43/353	70.0

1985 (8-8)

COACH: Marty Schottenheimer
DIVISION FINISH: 1st AFC Central
1985 USUAL STARTING LINEUPS

OFFENSE		DEFENSE			
WR	85	Clarence Weathers	LDE	96	Reggie Camp
LT	74	Paul Farren, 77 Rickey Bolden	NT	79	Bob Golic
LG	62	George Lilja	RDE	78	Carl Hairston
C	61	Mike Baab	LOLB	56	Chip Banks
RG	69	Dan Fike, 77 Rickey Bolden	LILB	51	Eddie Johnson
RT	63	Cody Risien	RILB	50	Tom Cousineau
TE	82	Ozzie Newsome		58	Scott Nicolas
WR	86	Brian Brennan	ROLB	57	Clay Matthews
	83	Fred Banks	LCB	31	Frank Minnifield
QB	19	Bernie Kosar	RCB	29	Hanford Dixon
	18	Gary Danielson	SS	27	Al Gross
FB	34	Kevin Mack	FS	20	Don Rogers
RB	44	Ernest Byner			

RADIO ANNOUNCERS:
Nev Chandler, Doug Dieken, Jim Mueller (WHK 1420 AM)

DATE	RESULT	OPPONENT	ATT
9/8	L, 24-27 (OT)	St. Louis Cardinals	62,107
9/16	W, 17-7	Pittsburgh Steelers	79,042
9/22	L, 7-20	at Dallas Cowboys	61,456
9/29	W, 21-7	at San Diego Chargers	52,107
10/6	W, 24-20	New England Patriots	62,139
10/13	W, 21-6	at Houston Oilers	38,386
10/20	L, 20-21	Los Angeles Raiders	77,928
10/27	L, 7-14	Washington Redskins	78,540
11/3	L, 9-10	at Pittsburgh Steelers	51,976
11/10	L, 10-27	at Cincinnati Bengals	57,293
11/17	W, 17-7	Buffalo Bills	50,764
11/24	W, 24-6	Cincinnati Bengals	74,439
12/1	W, 35-33	at New York Giants	66,482
12/8	L, 13-31	at Seattle Seahawks	58,477
12/15	W, 28-21	Houston Oilers	50,793
12/22	L, 10-37	at New York Jets	59,073

PLAYOFF			
1/4	L, 21-24	at Miami Dolphins	75,128

TEAM STATISTICS	BROWNS	OPPONENT
Total First Downs	271	297
Rushing	119	106
Passing	128	172
Penalty	24	19
3rd Down: Made/Att	79/216	83/228
3rd Down Pct.	36.6%	36.4%
4th Down: Made/Att	13/21	7/15
4th Down Pct.	61.9%	46.7%
Total Net Yards	4,921	4,958
Avg. Per Game	307.6	309.9
Total Plays	989	1,050
Avg. Per Play	5.0	4.7
Net Yards Rushing	2,285	1,851
Avg. Per Game	142.8	115.7
Total Rushes	539	497
Net Yards Passing	2,636	3,107
Avg. Per Game	164.8	194.2
Sacked/Yards Lost	36/249	44/353
Gross Yards	2,885	3,460
Attempts/Completions	414/222	509/289
Completion Pct.	53.6%	56.8%
Had Intercepted	13	18
Punts/Avg.	81/40.3	91/42.2
Net Punting Avg.	81/36.5	91/38.1
Penalties/Yards Lost	99/751	102/773
Fumbles/Ball Lost	40/23	28/9
Touchdowns	35	34
Rushing	16	14
Passing	17	18
Returns	2	2
Avg. Time Of Possession	28:52	31:08

SCORE BY PERIODS	1ST	2ND	3RD	4TH	OT	TOT
Browns	44	68	78	97	0	287
Opponents	75	81	50	85	3	294

SCORING	RU	PA	ST	DF	PAT	2RU	2PA	FG	SAF	TP
Browns	44	68	78	97	0	—	—	—	287	
Opponents	75	81	50	85	3	—	—	—	294	

Bahr, Matt	0	0	0	0	35/35	0	0	14/18	0	77
Byner, Earnest	8	2	0	0	0/0	0	0	0/0	0	60
Mack, Kevin	7	3	0	0	0/0	0	0	0/0	0	60
Newsome, Ozzie	0	5	0	0	0/0	0	0	0/0	0	30
Weathers, Clarence	0	3	0	0	0/0	0	0	0/0	0	18
Banks, Fred	0	2	0	0	0/0	0	0	0/0	0	12
Brennan, Brian	0	0	1	0	0/0	0	0	0/0	0	6
Young, Glen	0	1	0	0	0/0	0	0	0/0	0	6
Holt, Harry	0	1	0	0	0/0	0	0	0/0	0	6
Gross, Al	0	0	0	1	0/0	0	0	0/0	0	6
Kosar, Bernie	1	0	0	0	0/0	0	0	0/0	0	6
Browns	16	17	1	1	35/35	0	0	14/18	0	287
Opponents	14	18	2	0	33/34	0	0	19/29	0	294

SACKS: C. Banks 11.0, R. Camp 8.5, C. Hairston 7.0, C. Matthews 6.0, B. Golic 3.0, C. Weathers 3.0, T. Cousineau 1.5, K. Baldwin 1.0, S. Clancy 1.0, S. Nicolas 1.0, C. Rockins 0.5, E. Johnson 0.5 **Browns: 44.0, Opponents: 36.0**

RUSHING	NO	YDS	AVG	LG	TD
Mack, Kevin	222	1,104	5.0	61	7
Byner, Earnest	244	1,002	4.1	36	8
Danielson, Gary	27	126	4.7	28	0
Allen, Greg	8	32	4.0	8	0
Weathers, Clarence	1	18	18.0	18	0
Davis, Johnny	4	9	2.3	5	0
Dickey, Curtis	2	6	3.0	5	0
Baab, Mike	1	0	0.0	0	0
Kosar, Bernie	26	-12	-0.5	10	1
Browns	535	2,285	4.3	61	16
Opponents	497	1,851	3.7	58t	14

RECEIVING	NO	YDS	AVG	LG	TD
Newsome, Ozzie	62	711	11.5	38	5
Byner, Earnest	45	460	10.2	31	2
Brennan, Brian	32	487	15.2	57	0
Mack, Kevin	29	297	10.2	43	3
Weathers, Clarence	16	449	28.1	72t	3
Adams, Willis	10	132	13.2	22	0
Holt, Harry	10	95	9.5	23	1
Young, Glen	5	111	22.2	45t	1
Banks, Fred	5	62	12.4	17t	2
Jefferson, John	3	30	10.0	17	0
Tucker, Travis	2	20	10.0	10	0
Fontenot, Herman	2	19	9.5	17	0
Langhorne, Reggie	1	12	12.0	12	0
Browns	222	2,885	13.0	72t	17
Opponents	289	3,460	12.0	54t	17

INTERCEPTIONS	NO	YDS	AVG	LG	TD
Gross, Al	5	109	21.8	37t	1
Dixon, Hanford	3	65	21.7	37	0
Braziel, Larry	2	40	20.0	40	0
Wright, Felix	2	11	5.5	10	0
Weathers, Curtis	1	9	9.0	9	0
Rockins, Chris	1	8	8.0	8	0
Johnson, Eddie	1	6	6.0	6	0
Minnifield, Frank	1	3	3.0	3	0
Rogers, Don	1	3	3.0	3	0
Cousineau, Tom	1	0	0.0	0	0
Browns	18	254	14.1	40	1
Opponents	13	217	16.7	48t	0

PUNTING	NO	YDS	AVG	IN20	TB	LG	BLK
Gossett, Jeff	81	3,261	40.3	18	8	64	0
Browns	81	3,261	40.3	18	8	64	0
Opponents	91	3,842	42.2	22	16	64	0

PUNT RETURNS	NO	FC	YDS	AVG	LG	TD
Weathers, Clarence	28	4	218	7.8	16	0
Brennan, Brian	19	4	153	8.1	37t	1
Browns	47	8	371	7.9	37t	1
Opponents	36	14	304	8.4	38	0

KICKOFF RETURNS	NO	YDS	AVG	LG	TD
Young, Glen	35	898	25.7	63	0
Fontenot, Herman	8	215	26.9	81	0
Langhorne, Reggie	3	46	15.3	19	0
Green, Boyce	2	20	10.0	13	0
Puzzuoli, Dave	2	8	4.0	8	0
Weathers, Clarence	1	17	17.0	17	0
Nicolas, Scott	1	9	9.0	9	0
Allen, Greg	1	4	4.0	4	0
Browns	53	1,217	23.0	81	0
Opponents	51	884	17.3	37	0

FIELD GOALS	1-19	20-29	30-39	40-49	50+	TOT
Bahr, Matt	1/1	2/2	8/9	3/5	0/1	14/18
Browns	1/1	2/2	8/9	3/5	0/1	14/18
Opponents	0/0	5/6	10/14	2/5	2/4	19/29

PASSING	ATT	CMP	YDS	PCT	AV/AT	TD	TD%	INT	INT%	LG	TKLD	RATNG
Kosar, Bernie	248	124	1,578	50.0	6.36	8	3.2	7	2.8	68t	19/121	69.3
Danielson, Gary	163	97	1,274	59.5	7.82	8	4.9	6	3.7	72t	17/128	85.3
Brennan, Brian	1	1	33	100.0	33.00	1	100.0	0	0.0	33t	0/0	158.3
Fontenot, Herman	1	0	0	0.0	0.00	0	0.0	0	0.0	0	0/0	39.6
Gossett, Jeff	1	0	0	0.0	0.00	0	0.0	0	0.0	0	0/0	39.6
Browns	414	222	2,885	53.6	6.97	17	4.1	13	3.1	72t	36/249	76.4
Opponents	509	289	3,460	56.8	6.80	18	3.5	18	3.5	54t	44/353	74.8

1986 (12-4)

COACH: Marty Schottenheimer
DIVISION FINISH: 1st AFC Central
1986 USUAL STARTING LINEUPS

OFFENSE				DEFENSE							
WR	84	Webster Slaughter	LDE	96	Reggie Camp	LT	77	R. Bolden, 74 P. Farren	NT	79	Bob Golic
LG	74	P. Farren, 70 L. Williams	RDE	78	Carl Hairston	C	61	Mike Baab	LOLB	56	Chip Banks
RG	69	Dan Fike	LILB	51	Eddie Johnson	RT	63	Cody Risien	RILB	53	Anthony Griggs
TE	82	Ozzie Newsome	ROLB	57	Clay Matthews	WR	88	Reggie Langhorne	LCB	31	Frank Minnifield
QB	19	Bernie Kosar	RCB	29	Hanford Dixon	FB	34	K. Mack, 33 C. Dickey	SS	24	Ray Ellis
RB	44	E. Byner, 33 C. Dickey	FS	37	Chris Rockins						

RADIO ANNOUNCERS:

Nev Chandler, Doug Dieken, Jim Mueller (WWWE 1100 AM, WDOK 102 FM)

DATE	RESULT	OPPONENT	ATT
9/7	L, 31-41	at Chicago Bears	66,030
9/14	W, 23-20	at Houston Oilers	46,049
9/18	L, 13-30	Cincinnati Bengals	78,779
9/28	W, 24-21	Detroit Lions	72,029
10/5	W, 27-24	at Pittsburgh Steelers	57,327
10/12	W, 20-7	Kansas City Chiefs	71,278
10/19	L, 14-17	Green Bay Packers	76,438
10/26	W, 23-20	at Minnesota Vikings	59,133
11/2	W, 24-9	at Indianapolis Colts	57,962
11/10	W, 26-16	Miami Dolphins	77,949
11/16	L, 14-27	at Los Angeles Raiders	65,461
11/23	W, 37-31 (OT)	Pittsburgh Steelers	76,452
11/30	W, 13-10 (OT)	Houston Oilers	62,309
12/7	W, 21-17	at Buffalo Bills	42,213
12/14	W, 34-3	at Cincinnati Bengals	58,062
12/21	W, 47-17	San Diego Chargers	68,505

AFC PLAYOFFS

1/3 W, 23-20 (2OT) New York Jets 78,106

AFC CHAMPIONSHIP

1/11 L, 20-23 (OT) Denver Broncos 79,915

TEAM STATISTICS	BROWNS	OPPONENT
Total First Downs	292	312
Rushing	101	114
Passing	165	181
Penalty	26	17
3rd Down: Made/Att	85/222	80/215
3rd Down Pct.	38.3%	37.2%
4th Down: Made/Att	7/14	10/18
4th Down Pct.	50.0%	55.6%
Total Net Yards	5,395	5,269
Avg. Per Game	337.2	329.3
Total Plays	1,049	1,033
Avg. Per Play	5.1	5.1
Net Yards Rushing	1,650	1,982
Avg. Per Game	103.1	123.9
Total Rushes	471	494
Net Yards Passing	3,744	3,287
Avg. Per Game	234.0	205.4
Sacked/Yards Lost	39/274	35/259
Gross Yards	4,018	3,546
Attempts/Completions	538/315	518/291
Completion Pct.	58.6%	56.2%
Had Intercepted	11	18
Punts/Avg.	83/41.2	79/38.4
Net Punting Avg.	83/38.0	79/34.0
Penalties/Yards Lost	99/759	104/807
Fumbles/Ball Lost	33/13	34/18
Touchdowns	45	36
Rushing	20	13
Passing	18	21
Returns	7	2
Avg. Time Of Possession	29:19	30:41

SCORE BY PERIODS	1ST	2ND	3RD	4TH	OT	TOT
Browns	82	102	112	86	9	— 391
Opponents	54	98	62	96	0	— 310

SCORING	RU	PA	ST	O/D	PAT	2RU	2PA	FG	SAF	TP
Bahr, Matt	0	0	0	0	30/30	0	0	20/26	0	90

Mack, Kevin	10	0	0	0	0/0	0	0	0/0	0	60
Brennan, Brian	0	6	0	1	0/0	0	0	0/0	0	42
Dickey, Curtis	6	0	0	0	0/0	0	0	0/0	0	36
Moseley, Mark	0	0	0	0	13/14	0	0	6/7	0	31
Slaughter, W.	0	4	0	1	0/0	0	0	0/0	0	30
Byner, Earnest	2	2	0	0	0/0	0	0	0/0	0	24
Newsome, Ozzie	0	3	0	0	0/0	0	0	0/0	0	18
Holt, Harry	1	1	0	0	0/0	0	0	0/0	0	12
McNeil, Gerald	0	0	2	0	0/0	0	0	0/0	0	12
Fontenot, H.	1	1	0	0	0/0	0	0	0/0	0	12
Langhorne, R.	0	1	0	0	0/0	0	0	0/0	0	6
Minnifield, F.	0	0	1	0	0/0	0	0	0/0	0	6
Gross, Al	0	0	0	1	0/0	0	0	0/0	0	6
Wright, Felix	0	0	1	0	0/0	0	0	0/0	0	6
Browns	20	18	4	3	43/44	0	0	26/33	0	391
Opponents	13	21	2	0	34/36	0	0	20/29	0	310

SACKS: C. Hairston 9.0, R. Camp 7.0, S. Clancy 6.5, D. Puzzuoli 6.0, C. Banks 4.5, R. Ellis 1.0, C. Matthews 1.0 **Browns: 35.0, Opponents: 38.0**

RUSHING	NO	YDS	AVG	LG	TD
Mack, Kevin	174	665	3.8	20	10
Dickey, Curtis	135	523	3.9	47	6
Byner, Earnest	94	277	2.9	37	2
Fontenot, Herman	25	105	4.2	16	1
Kosar, Bernie	24	19	0.8	17	0
Everett, Major	12	43	3.6	8	0
Pagel, Mike	2	0	0.0	0	0
Holt, Harry	1	16	16.0	16t	1
McNeil, Gerald	1	12	12.0	12	0
Slaughter, Webster	1	1	1.0	1	0
Langhorne, Reggie	1	-11	-11.0	-11	0
Browns	470	1,650	3.5	47	20
Opponents	494	1,982	4.0	53	13

RECEIVING	NO	YDS	AVG	LG	TD
Brennan, Brian	55	838	15.2	57t	6
Fontenot, Herman	47	559	11.9	72t	1
Slaughter, Webster	40	577	14.4	47t	4
Langhorne, Reggie	39	678	17.4	66	1
Newsome, Ozzie	39	417	10.7	31	3
Byner, Earnest	37	328	8.9	40	2
Mack, Kevin	28	292	10.4	44	0
Dickey, Curtis	10	78	7.8	12	0
Weathers, Clarence	9	100	11.1	16	0
Holt, Harry	4	61	15.3	34	1
Greer, Terry	3	51	17.0	22	0
Tucker, Travis	2	29	14.5	16	0
McNeil, Gerald	1	9	9.0	9	0
Kosar, Bernie	1	1	1.0	1	0
Browns	315	4,018	12.8	72t	18
Opponents	291	3,546	12.2	75t	21

INTERCEPTIONS	NO	YDS	AVG	LG	TD
Dixon, Hanford	5	35	7.0	19	0
Wright, Felix	3	33	11.0	33	0
Minnifield, Frank	3	20	6.7	20	0
Rockins, Chris	2	41	20.5	24	0
Ellis, Ray	2	12	6.0	7	0
Matthews, Clay	2	12	6.0	8	0
Harper, Mark	1	31	31.0	31	0
Browns	18	184	10.2	33	0
Opponents	11	135	12.3	58t	1

PUNTING	NO	YDS	AVG	IN20	TB	LG	BLK
Gossett, Jeff	83	3,423	41.2	21	10	61	0
Browns	83	3,423	41.2	21	10	61	0
Opponents	79	3,033	38.4	13	8	57	1

PUNT RETURNS	NO	FC	YDS	AVG	LG	TD
McNeil, Gerald	40	10	348	8.7	84t	1
Slaughter, Webster	1	0	2	2.0	2	0
Browns	41	10	350	8.5	84t	1
Opponents	44	11	268	6.1	20	0

KICKOFF RETURNS	NO	YDS	AVG	LG	TD
McNeil, Gerald	47	997	21.2	100t	1
Fontenot, Herman	7	99	14.1	19	0
Langhorne, Reggie	4	57	14.3	20	0
Nicolas, Scott	3	28	9.3	13	0
Puzzuoli, Dave	1	32	32.0	32	0
Browns	62	1,213	19.6	100t	1
Opponents	78	1,476	18.9	91t	1

FIELD GOALS	1-19	20-29	30-39	40-49	50+	TOT
Bahr, Matt	4/4	7/9	7/8	1/2	1/3	20/26
Moseley, M.	1/1	2/2	3/3	0/1	0/0	6/7
Browns	5/5	9/11	10/11	1/3	1/3	26/33
Opponents	1/1	6/7	5/5	8/12	0/4	20/29

PASSING	ATT	CMP	YDS	PCT	AV/AT	TD	TD%	INT	INT%	LG	TKLD	RATNG
Kosar, Bernie	531	310	3,854	58.4	7.26	17	3.2	10	1.9	72t	39/274	83.8
Pagel, Mike	3	2	53	66.7	17.67	0	0.0	0	0.0	45	0/0	109.7
Fontenot, Herman	1	1	46	100.0	46.00	1	100.0	0	0.0	46t	0/0	158.3
Brennan, Brian	1	1	35	100.0	35.00	0	0.0	0	0.0	35	0/0	118.8
Gossett, Jeff	2	1	30	50.0	15.00	0	0.0	1	50.0	30	0/0	56.3
Browns	538	315	4,018	58.6	7.47	18	3.3	11	2.0	72t	39/274	84.6
Opponents	518	291	3,546	56.2	6.85	21	4.1	18	3.5	75t	35/259	76.5

1987 (10-5)

COACH: Marty Schottenheimer
DIVISION FINISH: 1st AFC Central
1987 USUAL STARTING LINEUPS

OFFENSE			DEFENSE		
WR	88	Reggie Langhorne	LDE	91	Sam Clancy
LT	74	Paul Farren		96	Reggie Camp
LG	70	Larry Williams	NT	79	Bob Golic
C	61	Mike Baab	RDE	78	Carl Hairston
RG	69	Dan Fike	LOLB	50	Lucius Sanford
RT	63	Cody Risien	LILB	51	Eddie Johnson
TE	82	Ozzie Newsome	RILB	59	Mike Johnson
QB	19	Bernie Kosar	ROLB	57	Clay Matthews
WR	84	Webster Slaughter	LCB	31	Frank Minnifield
RB	44	Earnest Byner	RCB	29	Hanford Dixon
FB	34	Kevin Mack	SS	24	Ray Ellis
			FS	22	Felix Wright
				27	Al Gross

RADIO ANNOUNCERS:
 Nev Chandler, Doug Dieken, Jim Mueller (WWWE 1100 AM, WDOK 102 FM)

DATE	RESULT	OPPONENT	ATT
9/13	L, 21-28	at New Orleans Saints	59,900
9/20	W, 34-10	Pittsburgh Steelers	79,543
10/4	W, 20-10	at New England Patriots	14,830
10/11	L, 10-15	Houston Oilers	38,927
10/18	W, 34-0	at Cincinnati Bengals	40,179
10/26	W, 30-17	Los Angeles Rams	76,933
11/1	L, 24-27 (OT)	at San Diego Chargers	55,381
11/8	W, 38-3	Atlanta Falcons	71,135
11/15	W, 27-21	Buffalo Bills	78,409
11/22	W, 40-7	at Houston Oilers	51,161
11/29	L, 24-38	at San Francisco 49ers	60,248
12/6	L, 7-9	Indianapolis Colts	70,661
12/13	W, 38-24	Cincinnati Bengals	77,331
12/20	W, 24-17	at Los Angeles Raiders	40,275
12/26	W, 19-13	at Pittsburgh Steelers	56,394

AFC PLAYOFFS			
1/9	W, 38-21	Indianapolis Colts	78,586
AFC CHAMPIONSHIP			
1/17	L, 33-38	at Denver Broncos	75,993

TEAM STATISTICS	BROWNS	OPPONENT
Total First Downs	310	251
Rushing	110	86
Passing	171	134
Penalty	29	31
3rd Down: Made/Att	86/204	72/204
3rd Down Pct.	42.2%	35.3%
4th Down: Made/Att	5/11	6/14
4th Down Pct.	45.5%	42.9%
Total Net Yards	5,200	4,269
Avg. Per Game	346.7	284.6
Total Plays	985	902
Avg. Per Play	5.3	4.7
Net Yards Rushing	1,745	1,433
Avg. Per Game	116.3	95.5
Total Rushes	474	401
Net Yards Passing	3,455	2,836
Avg. Per Game	230.3	189.1
Sacked/Yards Lost	29/170	34/257
Gross Yards	3,625	3,093
Attempts/Completions	482/291	467/246
Completion Pct.	60.4%	52.7%
Had Intercepted	12	23
Punts/Avg.	57/37.1	79/38.4
Net Punting Avg.	57/35.4	79/32.3
Penalties/Yards Lost	100/856	120/1,013
Fumbles/Ball Lost	33/17	25/13
Touchdowns	47	26
Rushing	16	7
Passing	27	15
Returns	4	4
Avg. Time Of Possession	31:43	28:17

SCORE BY PERIODS	1ST	2ND	3RD	4TH	OT	TOT
Browns	49	160	106	75	0	390
Opponents	41	56	54	85	3	239

SCORING	RU	PA	ST	DF	PAT	2RU	2PA	FG	SAF	TP
Jaeger, Jeff	0	0	0	0	33/34	0	0	14/22	0	75
Byner, Earnest	8	2	0	0	0/0	0	0	0/0	0	60
Slaughter, Webster	0	7	0	0	0/0	0	0	0/0	0	42
Brennan, Brian	0	6	0	0	0/0	0	0	0/0	0	36
Mack, Kevin	5	1	0	0	0/0	0	0	0/0	0	36
Bahr, Matt	0	0	0	0	9/10	0	0	4/5	0	21

Tennell, Derek	0	3	0	0	0/0	0	0	0/0	0	18
Mason, Larry	2	1	0	0	0/0	0	0	0/0	0	18
Kemp, Perry	0	2	0	0	0/0	0	0	0/0	0	12
McNeil, Gerald	0	2	0	0	0/0	0	0	0/0	0	12
Weathers, Curtis	0	2	0	0	0/0	0	0	0/0	0	12
Franco, Brian	0	0	0	0	2/2	0	0	3/4	0	11
Kosar, Bernie	1	0	0	0	0/0	0	0	0/0	0	6
Wright, Felix	0	0	0	1	0/0	0	0	0/0	0	6
Ellis, Ray	0	0	0	1	0/0	0	0	0/0	0	6
Matthews, Clay	0	0	0	1	0/0	0	0	0/0	0	6
Langhorne, Reggie	0	1	0	0	0/0	0	0	0/0	0	6
Grayson, David	0	0	0	1	0/0	0	0	0/0	0	6
Kelley, Chris	0	0	0	0	1/1	0	0	0/0	0	1
Browns	16	27	0	4	45/47	0	0	21/31	0	390
Opponents	7	15	4	0	26/26	0	0	17/25	3	239

SACKS: C. Hairston 8.0, D. Puzzuoli 5.5, A. Baker 3.5, T. Crawford 3.0, C. Matthews 2.5, S. Clancy 2.0, M. Johnson 2.0, M. Harper 1.0, E. Johnson 1.0, M. Rusinek 1.0 **Browns: 34.0, Opponents 28.0**

RUSHING	NO	YDS	AVG	LG	TD
Mack, Kevin	201	735	3.7	22t	5
Byner, Earnest	105	432	4.1	21	8
Mason, Larry	56	207	3.7	22	2
Everett, Major	34	95	2.8	16	0
Manoa, Tim	23	116	5.0	35	0
Fontenot, Herman	15	33	2.2	14	0
Kosar, Bernie	15	22	1.5	7	1
Christensen, Jeff	11	41	3.7	15	0
Driver, Stacey	9	31	3.4	16	0
McNeil, Gerald	1	17	17.0	17	0
Verser, David	1	9	9.0	9	0
Davis, Johnny	1	7	7.0	7	0
Katolin, Mike	1	0	0.0	0	0
Danielson, Gary	1	0	0.0	0	0
Browns	474	1,745	3.7	35	16
Opponents	401	1,433	3.6	27t	7

RECEIVING	NO	YDS	AVG	LG	TD
Byner, Earnest	52	552	10.6	37	2
Slaughter, Webster	47	806	17.1	54t	7
Brennan, Brian	43	607	14.1	53t	6
Newsome, Ozzie	34	375	11.0	25	0
Mack, Kevin	32	223	7.0	17	1
Langhorne, Reggie	20	288	14.4	25	1
Kemp, Perry	12	224	18.7	34	2
Weathers, Clarence	11	153	13.9	37t	2
Tennell, Derek	9	102	11.3	24	3
McNeil, Gerald	8	120	15.0	39t	2
Everett, Major	8	41	5.1	10	0
Mason, Larry	5	26	5.2	15	1
Fontenot, Herman	4	40	10.0	25	0
Watson, Remi	2	22	11.0	13	0
Pierce, Steve	2	21	10.5	13	0
Tinsley, Keith	1	17	17.0	17	0
Manoa, Tim	1	8	8.0	8	0
Browns	291	3,625	12.5	54t	27
Opponents	246	3,093	12.6	83t	15

INTERCEPTIONS	NO	YDS	AVG	LG	TD
Wright, Felix	4	152	38.0	68	1
Minnifield, Frank	4	24	6.0	27	0
Matthews, Clay	3	62	20.7	36	1
Dixon, Hanford	3	5	1.7	6	0
Rockins, Chris	2	25	12.5	15	0
Harper, Mark	2	16	8.0	16	0
Horn, Alvin	1	28	28.0	28	0
Johnson, Eddie	1	11	11.0	11	0
Johnson, Mike	1	3	3.0	3	0
Wilson, Troy	1	0	0.0	0	0
Robinson, DeJuan	1	0	0.0	0	0
Hairston, Carl	0	40	0.0	40	0
Browns	23	366	15.9	68	2
Opponents	12	173	14.4	48t	2

PUNTING	NO	YDS	AVG	IN20	TB	LG	BLK
Gossett, Jeff	19	779	41.0	3	4	55	0
Winslow, George	18	616	34.2	5	2	45	0
Walters, Dale	11	400	36.4	2	1	56	0
Johnson, Lee	9	317	35.2	3	1	66	0
Browns	57	2,112	37.1	13	8	66	0
Opponents	79	3,035	38.4	13	8	57	0

PUNT RETURNS	NO	FC	YDS	AVG	LG	TD
McNeil, Gerald	34	9	386	11.4	40	0
Wilson, Troy	10	3	101	10.1	17	0
Browns	44	12	487	11.1	40	0
Opponents	16	10	93	5.8	21	0

KICKOFF RETURNS	NO	YDS	AVG	LG	TD
Young, Glen	18	412	22.9	44	0
McNeil, Gerald	11	205	18.6	33	0
Fontenot, Herman	9	130	14.4	24	0

PASSING	ATT	CMP	YDS	PCT	AV/AT	TD	TD%	INT	INT%	LG	TKLD	RATNG
Kosar, Bernie	389	241	3,033	62.0	7.80	22	5.7	9	2.3	54t	22/129	95.4
Christensen, Jeff	58	24	297	41.4	5.12	1	1.7	3	5.2	34	5/37	42.1
Danielson, Gary	33	25	281	75.8	8.52	4	12.1	0	0.0	23	2/4	140.3
Fontenot, Herman	1	1	14	100.0	14.00	0	0.0	0	0.0	14	0/0	118.8
Jaeger, Jeff	1	0	0	0.0	0.00	0	0.0	0	0.0	0	0/0	39.6
Browns	482	291	3,625	60.4	7.52	27	5.6	12	2.5	54t	29/170	92.0
Opponents	467	246	3,093	52.7	6.62	15	3.2	23	4.9	83t	34/257	63.8

1988 (10-6)

COACH: Marty Schottenheimer
DIVISION FINISH: 2nd AFC Central
1988 USUAL STARTING LINEUPS

OFFENSE		DEFENSE	
WR 84	Webster Slaughter	LDE 91	Sam Clancy
	Clarence Weathers	NT 79	Bob Golic
LT 74	Paul Farren	RDE 78	Carl Hairston
LG 70	Larry Williams	LOLB 56	David Grayson
C 73	Gregg Rakoczy	LILB 59	Mike Johnson
RG 69	Dan Fike	RILB 54	Mike Junkin
RT 63	Cody Risien		Eddie Johnson
TE 82	Ozzie Newsome	ROLB 57	Clay Matthews
WR 88	Reggie Langhorne	LCB 31	Frank Minnifield
QB 19	B. Kosar, 10 M. Pagel	RCB 29	Hanford Dixon
	Don Strock	SS 48	Brian Washington
FB 34	K. Mack, 42 T. Manoa	FS 22	Felix Wright
RB 44	Earnest Byner		

RADIO ANNOUNCERS:
 Nev Chandler, Doug Dieken, Jim Mueller (WWW 1100 AM, WDOK 102 FM)

DATE	RESULT	OPPONENT	ATT
9/4	W, 6-3	at Kansas City Chiefs	55,654
9/11	L, 3-23	New York Jets	74,434
9/19	W, 23-17	Indianapolis Colts	75,748
9/25	L, 17-24	at Cincinnati Bengals	54,943
10/2	W, 23-9	at Pittsburgh Steelers	56,410
10/9	L, 10-16	Seattle Seahawks	78,605
10/16	W, 19-3	Philadelphia Eagles	78,787
10/23	W, 29-21	at Phoenix Cardinals	61,261
10/30	W, 23-16	Cincinnati Bengals	79,147
11/7	L, 17-24	at Houston Oilers	51,467
11/13	L, 7-30	at Denver Broncos	75,806
11/20	W, 27-7	Pittsburgh Steelers	77,131
11/27	W, 17-13	at Washington Redskins	51,604
12/4	W, 24-21	Dallas Cowboys	77,683
12/12	L, 31-38	at Miami Dolphins	61,884
12/18	W, 28-23	Houston Oilers	74,610

AFC WILD CARD

12/24	L, 23-24	Houston Oilers	74,977
-------	----------	----------------	--------

TEAM STATISTICS	BROWNS	OPPONENT
Total First Downs	294	301
Rushing	93	114
Passing	177	162
Penalty	24	25
3rd Down: Made/Att	92/213	67/197
3rd Down Pct.	43.2%	34.0%
4th Down: Made/Att	4/15	8/17
4th Down Pct.	26.7%	47.1%
Total Net Yards	5,011	4,767
Avg. Per Game	313.2	297.9
Total Plays	1,013	1,009
Avg. Per Play	4.9	4.7
Net Yards Rushing	1,575	1,920
Avg. Per Game	98.4	120.0
Total Rushes	440	498
Net Yards Passing	3,436	2,847
Avg. Per Game	214.8	177.9
Sacked/Yards Lost	36/250	37/255
Gross Yards	3,686	3,102
Attempts/Completions	537/313	474/245
Completion Pct.	58.3%	51.7%
Had Intercepted	17	20
Punts/Avg.	67/38.5	69/39.4
Net Punting Avg.	67/33.9	69/34.7
Penalties/Yards Lost	110/875	100/789
Fumbles/Ball Lost	32/16	23/11
Touchdowns	33	30
Rushing	10	13
Passing	19	13
Returns	4	4
Avg. Time Of Possession	30:49	29:11

SCORE BY PERIODS	1ST	2ND	3RD	4TH	OT	TOT
Browns	46	81	63	114	0	304
Opponents	46	137	44	61	0	288

SCORING	RU	PA	ST	DF	PAT	2RU	2PA	FG	SAF	TP
Bahr, Matt	0	0	0	0	32/33	0	0	24/29	0	104
Langhorne, R.	1	7	0	0	0/0	0	0	0/0	0	48
Byner, Earnest	3	2	0	0	0/0	0	0	0/0	0	30
Slaughter, W.	0	3	0	0	0/0	0	0	0/0	0	18
Mack, Kevin	3	0	0	0	0/0	0	0	0/0	0	18

PASSING	ATT	CMP	YDS	PCT	AV/AT	TD	TD%	INT	INT%	LG	TKLD	RATNG
Kosar, Bernie	259	156	1,890	60.2	7.30	10	3.9	7	2.7	77t	25/172	84.3
Pagel, Mike	134	71	736	53.0	5.49	3	2.2	4	3.0	28	1/9	64.1
Strock, Don	91	55	736	60.4	8.09	6	6.6	5	5.5	41	4/26	85.2
Danielson, Gary	52	31	324	59.6	6.23	0	0.0	1	1.9	26	6/43	69.7
Fontenot, Herman	1	0	0	0.0	0.00	0	0.0	0	0.0	0	0/0	39.6
Browns	537	313	3,686	58.3	6.86	19	3.5	17	3.2	77t	36/250	77.9
Opponents	474	245	3,102	51.7	6.54	13	2.7	20	4.2	54	37/255	64.0

Fontenot, H.	0	1	1	0	0/0	0	0	0/0	0	12
Newsome, O.	0	2	0	0	0/0	0	0	0/0	0	12
Manoa, Tim	2	0	0	0	0/0	0	0	0/0	0	12
Bolden, Rickey	0	1	0	0	0/0	0	0	0/0	0	6
Kosar, Bernie	1	0	0	0	0/0	0	0	0/0	0	6
Minnifield, F.	0	0	1	0	0/0	0	0	0/0	0	6
Washington, B.	0	0	0	1	0/0	0	0	0/0	0	6
Tennell, Derek	0	1	0	0	0/0	0	0	0/0	0	6
Weathers, C.	0	1	0	0	0/0	0	0	0/0	0	6
Brennan, Brian	0	1	0	0	0/0	0	0	0/0	0	6
Perry, M. D.	0	0	0	1	0/0	0	0	0/0	0	6
Buchanan, C.	0	0	0	0	0/0	0	0	0/0	1	2
Browns	10	19	2	2	32/33	0	0	24/29	1	304
Opponents	13	13	4	0	30/30	0	0	26/34	0	288

SACKS: C.Matthews 6.0, M.Perry 3.0, C.Buchanan 5.0, D.Grayson 5.0, S.Clancy 4.5, C.Hairston 3.0, E.Johnson 3.0, M.Jones 1.0, M.Harper 1.0, B.Washington 0.5
Browns: 35.0, Opponents: 36.0

RUSHING	NO	YDS	AVG	LG	TD
Byner, Earnest	157	576	3.7	27t	3
Mack, Kevin	123	485	3.9	65	3
Manoa, Tim	99	389	3.9	34	2
Fontenot, Herman	28	87	3.1	17	0
Kosar, Bernie	12	-1	-0.1	13	1
Strock, Don	6	-2	-0.3	5	0
Danielson, Gary	4	3	0.8	5	0
Pagel, Mike	4	1	0.3	5	0
Baker, Tony	3	19	6.3	13	0
Langhorne, Reggie	2	26	13.0	20t	1
Runager, Max	1	0	0.0	0	0
Bahr, Matt	1	-8	-8.0	-8	0
Browns	440	1,575	3.6	65	10
Opponents	498	1,920	3.9	41t	13

RECEIVING	NO	YDS	AVG	LG	TD
Byner, Earnest	59	576	9.8	39t	2
Langhorne, Reggie	57	780	13.7	77t	7
Brennan, Brian	46	579	12.6	33	1
Newsome, Ozzie	35	343	9.8	28	2
Slaughter, Webster	30	462	15.4	41	3
Weathers, Clarence	29	436	15.0	49	1
Fontenot, Herman	19	170	8.9	15	1
Mack, Kevin	11	87	7.9	25	0
Manoa, Tim	10	54	5.4	9	0
Tennell, Derek	9	88	9.8	26	1
McNeil, Gerald	5	74	14.8	23	0
Young, Glen	2	34	17.0	25	0
Bolden, Rickey	1	3	3.0	3t	1
Browns	313	3,686	11.8	77t	19
Opponents	245	3,102	12.7	54	13

INTERCEPTIONS	NO	YDS	AVG	LG	TD
Wright, Felix	5	126	25.2	53	0
Minnifield, Frank	4	16	4.0	13	0
Washington, Brian	3	104	34.7	75t	1
Johnson, Mike	2	36	18.0	31	0
Dixon, Hanford	2	24	12.0	24	0
Harper, Mark	2	13	6.5	8	0
Johnson, Eddie	2	0	0.0	0	0
Browns	20	319	15.9	75t	1
Opponents	17	190	11.2	36t	2

PUNTING	NO	YDS	AVG	IN20	TB	LG	BLK
Runager, Max	48	1,935	40.3	13	2	52	0
Johnson, Lee	17	643	37.8	6	1	61	0
Team, Stat	2	0	0.0	0	0	0	2
Browns	67	2,578	38.5	19	3	61	2
Opponents	69	2,722	39.4	17	8	62	2

PUNT RETURNS	NO	FC	YDS	AVG	LG	TD
McNeil, Gerald	38	6	315	8.3	32	0
Weathers, C.	2	0	10	5.0	9	0
Browns	40	6	325	8.1	32	0
Opponents	32	11	304	9.5	73t	1

KICKOFF RETURNS	NO	YDS	AVG	LG	TD
Young, Glen	29	635	21.9	34	0
Fontenot, Herman	21	435	20.7	84	0
McNeil, Gerald	2	38	19.0	22	0
Braggs, Stephen	1	27	27.0	27	0
Perry, Michael Dean	1	13	13.0	13	0
Tennell, Derek	1	11	11.0	11	0
Browns	55	1,159	21.1	84	0
Opponents	58	973	16.8	29	0

FIELD GOALS 1-19	20-29	30-39	40-49	50+	TOT	
Bahr, Matt	1/1	10/12	8/10	5/6	0/0	24/29
Browns	1/1	10/12	8/10	5/6	0/0	24/29
Opponents	2/2	7/7	12/15	5/7	0/3	26/34

1989 (9-6-1)

COACH: Bud Carson

DIVISION FINISH: 1st AFC Central

1989 USUAL STARTING LINEUPS

OFFENSE		DEFENSE		
WR	84	Webster Slaughter	LDE 60	Al Baker
LT	74	Paul Farren	LDT 78	Carl Hairston
LG	68	Ted Banker	RDT 92	Michael Dean Perry
C	73	Gregg Rakoczy	RDE 97	Robert Banks
RG	69	Dan Fike, 66 Tony Jones	LOLB 57	Clay Matthews
RT	63	Cody Risien	MLB 59	Mike Johnson
TE	82	Ozzie Newsome	ROLB 56	David Grayson
WR	88	Reggie Langhorne	50	Van Waiters
QB	19	Bernie Kosar	LCB 31	Frank Minnifield
FB	42	Tim Manoa	RCB 29	Hanford Dixon
RB	21	Eric Metcalf	SS 22	Felix Wright
			FS 30	Thane Gash

RADIO ANNOUNCERS:

Nev Chandler, Doug Dieken, Jim Mueller (WWWE 1100 AM, WDOK 102 FM)

DATE	RESULT	OPPONENT	ATT
9/10	W, 51-0	at Pittsburgh Steelers	57,928
9/17	W, 38-24	New York Jets	73,516
9/25	L, 14-21	at Cincinnati Bengals	55,996
10/1	W, 16-13	Denver Broncos	78,637
10/8	L, 10-13 (OT)	at Miami Dolphins	58,444
10/15	L, 7-17	Pittsburgh Steelers	78,840
10/23	W, 27-7	Chicago Bears	78,722
10/29	W, 28-17	Houston Oilers	78,765
11/5	W, 42-31	at Tampa Bay Buccaneers	69,162
11/12	W, 17-7	at Seattle Seahawks	58,978
11/19	T, 10-10 (OT)	Kansas City Chiefs	77,922
11/23	L, 10-13	at Detroit Lions	65,624
12/3	L, 0-21	Cincinnati Bengals	76,236
12/10	L, 17-23 (OT)	at Indianapolis Colts	58,550
12/17	W, 23-17 (OT)	Minnesota Vikings	70,777
12/23	W, 24-20	at Houston Oilers	58,852

AFC PLAYOFFS

1/6	W, 34-30	Buffalo Bills	77,706
1/14	L, 21-37	at Denver Broncos	76,046

AFC CHAMPIONSHIP

TEAM STATISTICS	BROWNS	OPPONENT
Total First Downs	285	276
Rushing	101	93
Passing	161	161
Penalty	23	22
3rd Down: Made/Att	82/213	82/230
3rd Down Pct.	38.5%	35.7%
4th Down: Made/Att	1/9	10/16
4th Down Pct.	11.1%	62.5%
Total Net Yards	5,042	4,831
Avg. Per Game	315.1	301.9
Total Plays	1,011	1,031
Avg. Per Play	5.0	4.7
Net Yards Rushing	1,609	1,670
Avg. Per Game	100.6	104.4
Total Rushes	448	446
Net Yards Passing	3,433	3,161
Avg. Per Game	214.6	197.6
Sacked/Yards Lost	34/192	45/359
Gross Yards	3,625	3,520
Attempts/Completions	529/309	540/269
Completion Pct.	58.4%	49.8%
Had Intercepted	15	27
Punts/Avg.	97/39.4	94/40.4
Net Punting Avg.	97/35.0	94/35.1
Penalties/Yards Lost	128/973	122/985
Fumbles/Ball Lost	23/15	32/11
Touchdowns	41	30
Rushing	14	8
Passing	20	20
Returns	7	2
Avg. Time Of Possession	30:26	29:34

SCORE BY PERIODS	1ST	2ND	3RD	4TH	OT	TOT
Browns	48	112	104	64	6	— 334
Opponents	34	67	82	62	9	— 254

SCORING	RU	PA	ST	DF	PAT	2RU	2PA	FG	SAF	TP
Bahr, Matt	0	0	0	0	40/40	0	0	16/24	0	88
Metcalf, Eric	6	4	0	0	0/0	0	0	0/0	0	60
Slaughter, Webster	0	6	0	0	0/0	0	0	0/0	0	36
Manoa, Tim	3	2	0	0	0/0	0	0	0/0	0	30
Tillman, Lawyer	0	2	1	0	0/0	0	0	0/0	0	18
Langhorne, Reggie	0	2	0	0	0/0	0	0	0/0	0	12
Grayson, David	0	0	0	2	0/0	0	0	0/0	0	12
Gash, Thane	0	0	0	2	0/0	0	0	0/0	0	12
Kosar, Bernie	1	0	0	0	0/0	0	0	0/0	0	6

Wright, Felix	0	0	0	1	0/0	0	0	0/0	0	6
Jones, Keith	1	0	0	0	0/0	0	0	0/0	0	6
Oliphant, Mike	1	0	0	0	0/0	0	0	0/0	0	6
Mack, Kevin	1	0	0	0	0/0	0	0	0/0	0	6
Waiters, Van	0	1	0	0	0/0	0	0	0/0	0	6
Matthews, Clay	0	0	0	1	0/0	0	0	0/0	0	6
Tennell, Derek	0	1	0	0	0/0	0	0	0/0	0	6
Newsome, Ozzie	0	1	0	0	0/0	0	0	0/0	0	6
Middleton, Ron	0	1	0	0	0/0	0	0	0/0	0	6
Redden, Barry	1	0	0	0	0/0	0	0	0/0	0	6
Browns	14	20	1	6	40/40	0	0	16/24	0	334
Opponents	8	20	2	0	29/29	0	0	15/28	0	254

SACKS: A.Baker 7.5, M.Perry 7.0, C.Hairston 6.5, R.Banks 4.0, A.Blalock 4.0, C.Matthews 4.0, A.Stewart 3.0, T.Gash 2.0, T.Gibson 2.0, D.Grayson 1.0, M.Harper 1.0, M.Johnson 1.0, C.Charlton 1.0, C.Pike 1.0 **Browns: 45.0, Opponents: 34.0**

RUSHING	NO	YDS	AVG	LG	TD
Metcalf, Eric	187	633	3.4	43t	6
Manoa, Tim	87	289	3.3	22	3
Jones, Keith	43	160	3.7	15	1
Redden, Barry	40	180	4.5	38t	1
Mack, Kevin	37	130	3.5	12	1
Kosar, Bernie	30	70	2.3	23	1
Oliphant, Mike	15	97	6.5	21t	1
Langhorne, Reggie	5	19	3.8	18	0
McNeil, Gerald	2	32	16.0	18	0
Pagel, Mike	2	-1	-0.5	4	0
Browns	448	1,609	3.6	43t	14
Opponents	446	1,670	3.7	39t	8

RECEIVING	NO	YDS	AVG	LG	TD
Slaughter, Webster	65	1,236	19.0	97t	6
Langhorne, Reggie	60	749	12.5	62t	2
Metcalf, Eric	54	397	7.4	68t	4
Newsome, Ozzie	29	324	11.2	31	1
Brennan, Brian	28	289	10.3	38	0
Manoa, Tim	27	241	8.9	32	2
Jones, Keith	15	126	8.4	36	0
McNeil, Gerald	10	114	11.4	32	0
Tillman, Lawyer	6	70	11.7	19	2
Redden, Barry	6	34	5.7	8	0
Oliphant, Mike	3	22	7.3	9	0
Mack, Kevin	2	7	3.5	4	0
Waiters, Van	1	14	14.0	14t	1
Middleton, Ron	1	5	5.0	5t	1
Tennell, Derek	1	4	4.0	4t	1
Kosar, Bernie	1	-7	-7.0	0	0
Browns	309	3,625	11.7	97t	20
Opponents	269	3,520	13.1	68	20

INTERCEPTIONS	NO	YDS	AVG	LG	TD
Wright, Felix	9*	91	10.1	27t	1
Gash, Thane	3	65	21.7	36t	2
Johnson, Mike	3	43	14.3	23	0
Minnifield, Frank	3	29	9.7	25	0
Harper, Mark	3	8	2.7	8	0
Grayson, David	2	25	12.5	14t	1
Matthews, Clay	1	25	25.0	25	0
Kramer, Kyle	1	12	12.0	12	0
Dixon, Hanford	1	2	2.0	2	0
Lyons, Robert	1	0	0.0	0	0
Browns	27	300	11.1	36t	4
Opponents	15	306	20.4	77	1

PUNTING	NO	YDS	AVG	IN20	TB	LG	BLK
Wagner, Bryan	97	3,817	39.4	32	6	60	0
Browns	97	3,817	39.4	32	6	60	0
Opponents	94	3,797	40.4	20	8	57	1

PUNT RETURNS	NO	FC	YDS	AVG	LG	TD
McNeil, Gerald	49	15	496	10.1	49	0
Browns	49	15	496	10.1	49	0
Opponents	49	13	418	8.5	27	0

KICKOFF RETURNS	NO	YDS	AVG	LG	TD
Metcalf, Eric	31	718	23.2	49	0
Oliphant, Mike	5	69	13.8	28	0
McNeil, Gerald	4	61	15.3	21	0
Jones, Keith	4	42	10.5	25	0
Braggs, Stephen	2	20	10.0	18	0
Redden, Barry	2	2	1.0	2	0
Joines, Vernon	1	12	12.0	12	0
Johnson, Eddie	1	8	8.0	8	0
Browns	50	932	18.6	49	0
Opponents	58	1,175	20.3	73	0

FIELD GOALS	1-19	20-29	30-39	40-49	50+	TOT
Bahr, Matt	0/0	5/5	6/8	4/9	1/2	16/24
Browns	0/0	5/5	6/8	4/9	1/2	16/24
Opponents	0/0	3/3	7/9	4/14	1/2	15/28

PASSING	ATT	CMP	YDS	PCT	AV/AT	TD	TD%	INT	INT%	LG	TKLD	RATNG
Kosar, Bernie	513	303	3,533	59.1	6.89	18	3.5	14	2.7	97t	34/192	80.3
Pagel, Mike	14	5	60	35.7	4.29	1	7.1	1	7.1	18	0/0	43.8
Metcalf, Eric	2	1	32	50.0	16.00	1	50.0	0	0.0	32t	0/0	135.4
Browns	529	309	3,625	58.4	6.85	20	3.8	15	2.8	97t	34/192	80.1
Opponents	540	269	3,520	49.8	6.52	20	3.7	27	5.0	68	45/359	62.3

* Led NFL

1990 (3-13)

COACH: Bud Carson (first 9 games)/Jim Shofner (final 7 games)

DIVISION FINISH: 4th AFC Central

1990 USUAL STARTING LINEUPS

OFFENSE

WR	84	Webster Slaughter
LT	74	Paul Farren
LG	65	Ralph Tamm
C	61	Mike Baab
RG	73	Gregg Rakoczy
RT	66	Tony Jones
TE	82	Ozzie Newsome
WR	88	Reggie Langhorne
	86	Brian Brennan
QB	19	Bernie Kosar, 10 Mike Pagel
FB	34	Kevin Mack, 33 Leroy Hoard
RB	21	Eric Metcalf

DEFENSE

LDE	60	Al Baker
	90	Rob Burnett
LDT	75	Chris Pike
	71	Tom Gibson
RDT	92	Michael Dean Perry
RDE	97	Robert Banks
	98	Anthony Pleasant
LOLB	57	Clay Matthews
MLB	59	Mike Johnson
ROLB	50	Van Waiters
	56	David Grayson
LCB	24	Anthony Blaylock
	31	Frank Minnifield
RCB	26	Raymond Clayborn
SS	22	Felix Wright

RADIO ANNOUNCERS:

Nev Chandler, Doug Dieken, Jim Mueller (WWWE 1100 AM, WDOK 102 FM)

DATE	RESULT	OPPONENT	ATT
9/9	W, 13-3	Pittsburgh Steelers	78,298
9/16	L, 21-24	at New York Jets	67,354
9/23	L, 14-24	San Diego Chargers	77,429
9/30	L, 0-34	at Kansas City Chiefs	75,462
10/8	W, 30-29	at Denver Broncos	74,814
10/14	L, 20-25	at New Orleans Saints	68,608
10/22	L, 13-34	Cincinnati Bengals	78,567
10/28	L, 17-20	at San Francisco 49ers	63,672
11/4	L, 0-42	Buffalo Bills	78,331
11/18	L, 23-35	Houston Oilers	76,726
11/25	L, 13-30	Miami Dolphins	70,225
12/2	L, 23-38	Los Angeles Rams	61,981
12/9	L, 14-58	at Houston Oilers	54,469
12/16	W, 13-10	Atlanta Falcons	46,536
12/23	L, 0-35	at Pittsburgh Steelers	51,665
12/30	L, 14-21	at Cincinnati Bengals	60,041

TEAM STATISTICS	BROWNS	OPPONENT
Total First Downs	259	314
Rushing	74	117
Passing	167	169
Penalty	18	28
3rd Down: Made/Att	81/207	104/211
3rd Down Pct.	39.1%	49.3%
4th Down: Made/Att	7/19	2/3
4th Down Pct.	36.8%	66.7%
Total Net Yards	4,367	5,190
Avg. Per Game	272.9	324.4
Total Plays	960	987
Avg. Per Play	4.5	5.3
Net Yards Rushing	1,220	2,105
Avg. Per Game	76.3	131.6
Total Rushes	345	511
Net Yards Passing	3,147	3,085
Avg. Per Game	196.7	192.8
Sacked/Yards Lost	42/260	32/211
Gross Yards	3,407	3,296
Attempts/Completions	573/301	444/253
Completion Pct.	52.5%	57.0%
Had Intercepted	23	13
Punts/Avg.	78/36.9	68/38.1
Net Punting Avg.	78/31.5	68/35.0
Penalties/Yards Lost	122/922	95/684
Fumbles/Ball Lost	37/23	24/9
Touchdowns	27	59
Rushing	10	21
Passing	13	32
Returns	4	6
Avg. Time Of Possession	27:11	32:49

SCORE BY PERIODS	1ST	2ND	3RD	4TH	OT	TOT
Browns	32	57	71	68	0	— 228
Opponents	107	182	61	112	0	— 462

SCORING	RU	PA	ST	DF	PAT	2RU	2PA	FG	SAF	TP
Kauric, Jerry	0	0	0	0	24/27	0	0	14/20	0	66
Mack, Kevin	5	2	0	0	0/0	0	0	0/0	0	42
Slaughter, Webster	0	4	0	0	0/0	0	0	0/0	0	24

Metcalf, Eric	1	1	2	0	0/0	0	0	0/0	0	24
Hoard, Leroy	3	0	0	0	0/0	0	0	0/0	0	18
Langhorne, Reggie	0	2	0	0	0/0	0	0	0/0	0	12
Brennan, Brian	0	2	0	0	0/0	0	0	0/0	0	12
Newsome, Ozzie	0	2	0	0	0/0	0	0	0/0	0	12
Johnson, Mike	0	0	0	1	0/0	0	0	0/0	0	6
Gainer, Derrick	1	0	0	0	0/0	0	0	0/0	0	6
Blaylock, Anthony	0	0	1	0/0	0	0	0	0/0	0	6
Browns	10	13	2	2	24/27	0	0	14/20	0	228
Opponents	21	32	0	6	56/59	0	0	16/27	2	462

SACKS: M.Perry 11.5, A.Pleasant 3.5, C.Matthews 3.5, A.Baker 3.0, S.Braggs 2.5, M.Johnson 2.0, R.Burnett 2.0, T.Gibson 1.0, D.Grayson 1.0, A.Blaylock 1.0, B.Buczkowski 0.5, V.Waiters 0.5 **Browns: 32.0, Opponents: 42.0**

RUSHING	NO	YDS	AVG	LG	TD
Mack, Kevin	158	702	4.4	26	5
Metcalf, Eric	80	248	3.1	17	1
Hoard, Leroy	58	149	2.6	42	3
Gainer, Derrick	30	81	2.7	9	1
Kosar, Bernie	10	13	1.3	5	0
Slaughter, Webster	5	29	5.8	17	0
Pagel, Mike	3	-1	-0.3	0	0
Redden, Barry	1	-1	-1.0	-1	0
Browns	345	1,220	3.5	42	10
Opponents	511	2,105	4.1	39	21

RECEIVING	NO	YDS	AVG	LG	TD
Slaughter, Webster	59	847	14.4	50	4
Metcalf, Eric	57	452	7.9	35	1
Langhorne, Reggie	45	585	13.0	39	2
Brennan, Brian	45	568	12.6	28	2
Mack, Kevin	42	360	8.6	30	2
Newsome, Ozzie	23	240	10.4	38	2
Hoard, Leroy	10	73	7.3	17	0
Gainer, Derrick	7	85	12.1	20	0
Joines, Vernon	6	86	14.3	24	0
Galbraith, Scott	4	62	15.5	28	0
Talley, John	2	28	14.0	19	0
Kauric, Jerry	1	21	21.0	21	0
Browns	301	3,407	11.3	50	13
Opponents	253	3,296	13.0	59	32

INTERCEPTIONS	NO	YDS	AVG	LG	TD
Wright, Felix	3	56	18.7	36	0
Blaylock, Anthony	2	45	22.5	45	0
Braggs, Stephen	2	13	6.5	11	0
Minnifield, Frank	2	0	0.0	0	0
Johnson, Mike	1	64	64.0	64t	1
Gash, Thane	1	16	16.0	16	0
Waiters, Van	1	15	15.0	15	0
Grayson, David	1	3	3.0	3	0
Browns	13	212	16.3	64t	1
Opponents	23	422	18.3	67	3

PUNTING	NO	YDS	AVG	IN20	TB	LG	BLK
Wagner, Bryan	74	2,879	38.9	13	2	65	4
Team, Stat	4	0	0.0	0	0	0	0
Browns	78	2,879	36.9	13	2	65	4
Opponents	68	2,589	38.1	15	4	70	1

PUNT RETURNS	NO	FC	YDS	AVG	LG	TD
Adams, Stefon	13	4	81	6.2	25	0
Brennan, Brian	9	4	72	8.0	15	0
Lewis, Leo	8	7	56	7.0	18	0
Waiters, Van	1	0	0	0.0	0	0
Browns	31	15	209	6.7	25	0
Opponents	41	13	425	10.4	37	0

KICKOFF RETURNS	NO	YDS	AVG	LG	TD
Metcalf, Eric	52	1,052	20.2	101t	2
Fullwood, Brent	6	119	19.8	27	0
Adams, Stefon	3	33	11.0	15	0
Galbraith, Scott	3	16	5.3	10	0
Hoard, Leroy	2	18	9.0	10	0
Johnson, Eddie	2	17	8.5	11	0
Barnett, Harlon	1	15	15.0	15	0
Talley, John	1	6	6.0	6	0
Gainer, Derrick	1	0	0.0	0	0
Browns	71	1,276	18.0	101t	2
Opponents	45	805	17.9	39	0

FIELD GOALS	1-19	20-29	30-39	40-49	50+	TOT
Kauric, Jerry	0/0	5/5	5/8	4/7	0/0	14/20
Browns	0/0	5/5	5/8	4/7	0/0	14/20
Opponents	1/1	4/4	4/6	6/14	1/2	16/27

PASSING	ATT	CMP	YDS	PCT	AV/AT	TD	TD%	INT	INT%	LG	TKLD	RATNG
Kosar, Bernie	423	230	2,562	54.4	6.06	10	2.4	15	3.5	50	37/220	65.7
Pagel, Mike	148	69	819	46.6	5.53	3	2.0	8	5.4	32	5/40	48.2
Francis, Jeff	2	2	26	100.0	13.00	0	0.0	0	0.0	17	0/0	118.8
Browns	573	301	3,407	52.5	5.95	13	2.3	23	4.0	50	42/260	61.5
Opponents	444	253	3,296	57.0	7.42	32	7.2	13	2.9	59	32/211	92.3

1991 (6-10)

COACH: Bill Belichick

DIVISION FINISH: 3rd AFC Central

1991 USUAL STARTING LINEUPS

OFFENSE

WR	84	Webster Slaughter
LT	66	Tony Jones
LG	70	John Rienstra
C	61	Mike Baab
RG	68	Ed King
RT	69	Dan Fike
TE	81	Scott Galbraith
WR	88	Reggie Langhorne
	1	Michael Jackson
QB	19	Bernie Kosar
FB	34	Kevin Mack
RB	33	Leroy Hoard
	21	Eric Metcalf

DEFENSE

LDE	90	Rob Burnett
	75	Pio Sagapolutele
LDT	96	James Jones
RDT	92	Michael Dean Perry
RDE	98	Anthony Pleasant
LOLB	50	Van Waiters
	58	David Brandon
MLB	59	Mike Johnson
	52	Richard Brown
ROLB	57	Clay Matthews
LCB	31	Frank Minnifield
RCB	39	Randy Hilliard
SS	37	Harlon Barnett
FS	22	Vince Newsome

RADIO ANNOUNCERS:

Nev Chandler, Doug Dieken, Jim Mueller (WWW 1100 AM, WDOI 102 FM)

DATE	RESULT	OPPONENT	ATT
9/1	L, 14-26	Dallas Cowboys	78,860
9/8	W, 20-0	at New England Patriots	35,377
9/15	W, 14-13	Cincinnati Bengals	78,269
9/22	L, 10-13	at New York Giants	75,891
10/6	L, 14-17	New York Jets	71,042
10/13	L, 17-42	at Washington Redskins	54,715
10/20	W, 30-24 (OT)	at San Diego Chargers	48,440
10/27	W, 17-14	Pittsburgh Steelers	78,285
11/3	L, 21-23	at Cincinnati Bengals	55,077
11/10	L, 30-32	Philadelphia Eagles	72,086
11/17	L, 24-28	at Houston Oilers	58,155
11/24	W, 20-15	Kansas City Chiefs	63,991
12/1	W, 31-0	at Indianapolis Colts	57,539
12/8	L, 7-17	Denver Broncos	73,539
12/15	L, 14-17	Houston Oilers	55,680
12/22	L, 10-17	at Pittsburgh Steelers	47,070

TEAM STATISTICS	BROWNS	OPPONENT
Total First Downs	265	298
Rushing	82	100
Passing	163	179
Penalty	20	19
3rd Down: Made/Att	74/199	97/215
3rd Down Pct.	37.2%	45.1%
4th Down: Made/Att	9/20	9/17
4th Down Pct.	45.0%	52.9%
Total Net Yards	4,664	5,084
Avg. Per Game	291.5	317.8
Total Plays	934	1,004
Avg. Per Play	5.0	5.1
Net Yards Rushing	1,360	1,875
Avg. Per Game	85.0	117.2
Total Rushes	389	447
Net Yards Passing	3,304	3,209
Avg. Per Game	206.5	200.6
Sacked/Yards Lost	42/243	35/236
Gross Yards	3,547	3,445
Attempts/Completions	503/312	522/312
Completion Pct.	62.0%	59.8%
Had Intercepted	10	15
Punts/Avg.	80/42.5	61/41.3
Net Punting Avg.	80/37.6	61/37.2
Penalties/Yards Lost	108/872	103/770
Fumbles/Ball Lost	18/8	33/18
Touchdowns		
Rushing	12	12
Passing	19	20
Returns	4	1
Avg. Time Of Possession	29:00	31:00

SCORE BY PERIODS	1ST	2ND	3RD	4TH	OT	TOT
Browns	57	105	77	48	6	293
Opponents	25	113	51	109	0	298

SCORING	RU	PA	ST	DF	PAT	2RU	2PA	FG	SAF	TP
Stover, Matt	0	0	0	0	33/34	0	0	16/22	0	81
Hoard, Leroy	2	9	0	0	0/0	0	0	0/0	0	66
Mack, Kevin	8	2	0	0	0/0	0	0	0/0	0	60
Slaughter, Webster	0	3	0	0	0/0	0	0	0/0	0	18

Langhorne, Reggie	0	2	0	0	0/0	0	0	0/0	0	12
Morris, Joe	2	0	0	0	0/0	0	0	0/0	0	12
Jackson, Mike	0	2	0	0	0/0	0	0	0/0	0	12
Jones, James	0	0	0	1	0/0	0	0	0/0	1	8
Brennan, Brian	0	1	0	0	0/0	0	0	0/0	0	6
Brandon, David	0	0	0	1	0/0	0	0	0/0	0	6
Turner, Eric	0	0	0	1	0/0	0	0	0/0	0	6
Newsome, Vince	0	0	0	1	0/0	0	0	0/0	0	6
Browns	12	19	0	4	33/34	0	0	16/22	1	293
Opponents	12	20	0	1	32/33	0	0	22/30	1	298

SACKS: M.Perry 8.5, C.Matthews 6.5, D.Brandon 3.0, R.Burnett 3.0, A.Pleasant 2.5, R.Hilliard 2.0, P.Sagapolutele 1.5, V.Waiters 1.5, J.Thornton 1.0, J.Jones 1.0, F.Conover 1.0, H.Barnett 1.0, S.Braggs 1.0, R.Brown 0.5, A.Florence 0.5, E.Logan 0.5 Browns: 35.0, Opponents: 42.0

RUSHING	NO	YDS	AVG	LG	TD
Mack, Kevin	197	726	3.7	51t	8
Morris, Joe	93	289	3.1	15	2
Hoard, Leroy	37	154	4.2	52	2
Metcalf, Eric	30	107	3.6	15	0
Kosar, Bernie	26	74	2.8	14	0
Rouson, Lee	3	14	4.7	9	0
Hansen, Brian	2	-3	-1.5	0	0
Philcox, Todd	1	-1	-1.0	-1	0
Browns	389	1,360	3.5	52	12
Opponents	447	1,875	4.2	65t	12

RECEIVING	NO	YDS	AVG	LG	TD
Slaughter, Webster	64	906	14.2	62t	3
Hoard, Leroy	48	567	11.8	71t	9
Mack, Kevin	40	255	6.4	22	2
Langhorne, Reggie	39	505	12.9	40t	2
Brennan, Brian	31	325	10.5	30	1
Metcalf, Eric	29	294	10.1	45	0
Galbraith, Scott	27	328	12.1	42	0
Jackson, Michael	17	268	15.8	65t	2
Morris, Joe	13	76	5.8	13	0
Rouson, Lee	2	9	4.5	6	0
Talley, John	1	13	13.0	13	0
Kosar, Bernie	1	1	1.0	1	0
Browns	312	3,547	11.4	71t	19
Opponents	312	3,445	11.0	70t	20

INTERCEPTIONS	NO	YDS	AVG	LG	TD
Braggs, Stephen	3	15	5.0	15	0
Brandon, David	2	70	35.0	40	1
Turner, Eric	2	42	21.0	42t	1
Matthews, Clay	1	35	35.0	35	0
Newsome, Vince	1	31	31.0	31	0
Jones, James	1	20	20.0	20t	1
Brown, Richard	1	19	19.0	19	0
Hilliard, Randy	1	19	19.0	19	0
Figaro, Cedric	1	9	9.0	9	0
Johnson, Mike	1	0	0.0	0	0
Jackson, Alfred	1	0	0.0	0	0
Browns	15	260	17.3	42t	3
Opponents	10	95	9.5	57t	1

PUNTING	NO	YDS	AVG	IN20	TB	LG	BLK
Hansen, Brian	80	3,397	42.5	20	6	65	0
Browns	80	3,397	42.5	20	6	65	0
Opponents	61	2,520	41.3	16	6	61	0

PUNT RETURNS	NO	FC	YDS	AVG	LG	TD
Slaughter, Webster	17	3	112	6.6	17	0
Metcalf, Eric	12	1	100	8.3	30	0
Minnifield, Frank	0	0	28	0.0	28	0
Brennan, Brian	2	6	11	5.5	11	0
Stat, Team	0	0	0	0.0	31	0
Browns	31	10	251	8.1	31	0
Opponents	40	15	388	9.7	48	0

KICKOFF RETURNS	NO	YDS	AVG	LG	TD
Metcalf, Eric	23	351	15.3	24	0
Morris, Joe	18	310	17.2	36	0
Peebles, Danny	8	149	18.6	32	0
James, Lynn	3	49	16.3	21	0
Galbraith, Scott	2	13	6.5	8	0
Rouson, Lee	1	16	16.0	16	0
Browns	55	888	16.1	36	0
Opponents	50	1,022	20.4	47	0

FIELD GOALS	1-19	20-29	30-39	40-49	50+	TOT
Stover, Matt	1/2	2/3	8/9	3/6	2/2	16/22
Browns	1/2	2/3	8/9	3/6	2/2	16/22
Opponents	1/1	10/12	8/8	2/4	1/5	22/30

PASSING	ATT	CMP	YDS	PCT	AV/AT	TD	TD%	INT	INT%	LG	TKLD	RATNG
Kosar, Bernie	494	307	3,487	62.1	7.06	18	3.6	9	1.8	71t	41/232	87.8
Philcox, Todd	8	4	49	50.0	6.13	0	0.0	1	12.5	28	0/0	29.7
Hansen, Brian	1	1	11	100.0	11.00	1	100.0	0	0.0	11t	0/0	152.1
Metcalf, Eric	0	0	0	0.0	0.00	0	0.0	0	0.0	0	1/11	39.6
Browns	503	312	3,547	62.0	7.05	19	3.8	10	2.0	71t	42/243	87.5
Opponents	522	312	3,445	59.8	6.60	20	3.8	15	2.9	70t	35/236	80.2

1992 (7-9)

COACH: Bill Belichick
DIVISION FINISH: 3rd AFC Central
1992 USUAL STARTING LINEUPS

OFFENSE			DEFENSE		
WR	1	Michael Jackson	LDE	90	Rob Burnett
LT	66	Tony Jones	LDT	96	James Jones
LG	72	B. Dahl, 70 J. Rienstra	RDT	92	Michael Dean Perry
C	63	Jay Hilgenberg	RDE	98	Anthony Pleasant
RG	68	Ed King	LOLB	58	David Brandon
RT	69	Dan Fike	MLB	59	Mike Johnson
TE	83	Mark Bavaro	ROLB	57	Clay Matthews
WR	85	Lawyer Tillman	LCB	31	Frank Minnifield
QB	19	B. Kosar, 18 M. Tomczak	RCB	24	Terry Taylor
FB	44	T. Vardell, 34 K. Mack	SS	29	Eric Turner
RB	33	L. Hoard, 21 E. Metcalf	FS	22	Vince Newsome

RADIO ANNOUNCERS:
 Nev Chandler, Doug Dieken, Jim Mueller (WWWE 1100 AM, WDOK 102 FM)

DATE	RESULT	OPPONENT	ATT
9/6	L, 3-14	at Indianapolis Colts	50,766
9/14	L, 23-27	Miami Dolphins	74,765
9/20	W, 28-16	at Los Angeles Raiders	48,102
9/27	L, 0-12	Denver Broncos	78,064
10/11	W, 17-9	Pittsburgh Steelers	78,080
10/18	W, 17-6	Green Bay Packers	69,268
10/25	W, 19-17	at New England Patriots	32,219
11/1	L, 10-30	at Cincinnati Bengals	54,765
11/8	W, 24-14	at Houston Oilers	57,348
11/15	L, 13-14	San Diego Chargers	58,396
11/22	L, 13-17	at Minnesota Vikings	53,323
11/29	W, 27-14	Chicago Bears	73,578
12/6	W, 37-21	Cincinnati Bengals	68,368
12/13	L, 14-24	at Detroit Lions	65,970
12/20	L, 14-17	Houston Oilers	59,898
12/27	L, 13-23	at Pittsburgh Steelers	53,776

TEAM STATISTICS	BROWNS	OPPONENT
Total First Downs	242	281
Rushing	85	86
Passing	141	170
Penalty	16	25
3rd Down: Made/Att	67/196	76/205
3rd Down Pct.	34.2%	37.1%
4th Down: Made/Att	9/17	7/14
4th Down Pct.	52.9%	50.0%
Total Net Yards	4,492	4,757
Avg. Per Game	280.8	297.3
Total Plays	883	963
Avg. Per Play	5.1	4.9
Net Yards Rushing	1,607	1,605
Avg. Per Game	100.4	100.3
Total Rushes	451	429
Net Yards Passing	2,885	3,152
Avg. Per Game	180.3	197.0
Sacked/Yards Lost	34/217	48/315
Gross Yards	3,102	3,467
Attempts/Completions	398/238	486/291
Completion Pct.	59.8%	59.9%
Had Intercepted	16	13
Punts/Avg.	75/41.1	74/44.5
Net Punting Avg.	75/38.0	74/38.7
Penalties/Yards Lost	104/765	93/764
Fumbles/Ball Lost	19/12	33/20
Touchdowns	30	29
Rushing	7	5
Passing	18	23
Returns	5	1
Avg. Time Of Possession	30:13	29:47

SCORE BY PERIODS	1ST	2ND	3RD	4TH	OT	TOT
Browns	63	31	76	102	0	— 272
Opponents	55	47	80	93	0	— 275

SCORING	RU	PA	ST	DF	PAT	2RU	2PA	FG	SAF	TP
Stover, Matt	0	0	0	0	29/30	0	0	21/29	0	92
Metcalf, Eric	1	5	1	0	0/0	0	0	0/0	0	42
Jackson, Michael	0	7	0	0	0/0	0	0	0/0	0	42
Mack, Kevin	6	0	0	0	0/0	0	0	0/0	0	36

Bavaro, Mark	0	2	0	0	0/0	0	0	0/0	0	12
Brandon, David	0	0	0	2	0/0	0	0	0/0	0	12
Jones, James	0	1	0	0	0/0	0	0	0/0	0	6
Galbraith, S.	0	1	0	0	0/0	0	0	0/0	0	6
Johnson, Mike	0	0	0	1	0/0	0	0	0/0	0	6
Hoard, Leroy	0	1	0	0	0/0	0	0	0/0	0	6
Moore, Stevon	0	0	0	1	0/0	0	0	0/0	0	6
Wolfley, Ron	0	1	0	0	0/0	0	0	0/0	0	6
Browns	7	18	1	4	29/30	0	0	21/29	0	272
Opponents	5	23	0	1	29/29	0	0	24/29	0	275

SACKS: R. Burnett 9.0, C. Matthews 9.0, M. Perry 8.5, J. Jones 4.0, A. Pleasant 4.0, B. Johnson 2.0, M. Johnson 2.0, S. Moore 2.0, V. Newsome 2.0, D. Brandon 1.0, R. Brown 1.0, R. Hilliard 1.0, E. Logan 1.0, E. Turner 1.0, E. Walls 0.5
Browns: 48.0, **Opponents:** 34.0

RUSHING	NO	YDS	AVG	LG	TD
Mack, Kevin	169	543	3.2	37	6
Vardell, Tommy	99	369	3.7	35	0
Metcalf, Eric	73	301	4.1	31	1
Hoard, Leroy	54	236	4.4	37	0
Tomczak, Mike	24	39	1.6	16	0
Brooks, James	13	38	2.9	13	0
Baldwin, Randy	10	31	3.1	11	0
Kosar, Bernie	5	12	2.4	8	0
Tillman, Lawyer	2	15	7.5	15	0
Jackson, Michael	1	21	21.0	21	0
Wolfley, Ron	1	2	2.0	2	0
Browns	451	1,607	3.6	37	7
Opponents	429	1,605	3.7	48	5

RECEIVING	NO	YDS	AVG	LG	TD
Jackson, Michael	47	755	16.1	69t	7
Metcalf, Eric	47	614	13.1	69t	5
Hoard, Leroy	26	310	11.9	46t	1
Tillman, Lawyer	25	498	19.9	52	0
Bavaro, Mark	25	315	12.6	39	2
Holohan, Pete	20	170	8.5	24	0
Vardell, Tommy	13	128	9.8	23	0
Mack, Kevin	13	81	6.2	23	0
Smith, Rico	5	64	12.8	21	0
Galbraith, Scott	4	63	15.8	28	1
Collins, Shawn	3	31	10.3	11	0
Baldwin, Randy	2	30	15.0	20	0
Holland, Jamie	2	27	13.5	16	0
Wolfley, Ron	2	8	4.0	6	1
Brooks, James	2	-1	-0.5	4	0
McCardell, Keenan	1	8	8.0	8	0
Jones, James	1	1	1.0	1t	1
Browns	238	3,102	13.0	69t	18
Opponents	291	3,467	11.9	68t	23

INTERCEPTIONS	NO	YDS	AVG	LG	TD
Newsome, Vince	3	55	18.3	29	0
Brandon, David	2	123	61.5	92t	1
Walls, Everson	2	26	13.0	24	0
Minnifield, Frank	2	6	3.0	5	0
Matthews, Clay	1	6	6.0	6	0
Turner, Eric	1	6	6.0	6	0
Johnson, Mike	1	0	0.0	0	0
Taylor, Terry	1	0	0.0	0	0
Browns	13	222	17.1	92t	1
Opponents	16	213	13.3	69	1

PUNTING	NO	YDS	AVG	IN20	TB	LG	BLK
Hansen, Brian	74	3,083	41.7	28	7	73	1
Team, Stat	1	0	0.0	0	0	0	0
Browns	75	3,083	41.1	28	7	73	1
Opponents	74	3,293	44.5	19	4	66	0

PUNT RETURNS	NO	FC	YDS	AVG	LG	TD
Metcalf, Eric	44	10	429	9.8	75t	1
Browns	44	10	429	9.8	75t	1
Opponents	27	23	234	8.7	50	0

KICKOFF RETURNS	NO	YDS	AVG	LG	TD
Baldwin, Randy	30	675	22.5	47	0
Metcalf, Eric	9	157	17.4	30	0
Hoard, Leroy	2	34	17.0	25	0
Vardell, Tommy	2	14	7.0	13	0
Browns	43	880	20.5	47	0
Opponents	51	907	17.8	30	0

FIELD GOALS	1-19	20-29	30-39	40-49	50+	TOT
Stover, Matt	1/1	11/11	6/8	2/6	1/3	21/29
Browns	1/1	11/11	6/8	2/6	1/3	21/29
Opponents	0/0	10/11	7/8	7/8	0/2	24/29

PASSING	ATT	CMP	YDS	PCT	AV/AT	TD	TD%	INT	INT%	LG	TKLD	RATNG
Tomczak, Mike	211	120	1,693	56.9	8.02	7	3.3	7	3.3	52	12/85	80.1
Kosar, Bernie	155	103	1,160	66.5	7.48	8	5.2	7	4.5	69t	21/126	87.0
Philcox, Todd	27	13	217	48.1	8.04	3	11.1	1	3.7	69t	1/6	97.3
Goebel, Brad	3	2	32	66.7	10.67	0	0.0	0	0.0	22	0/0	102.1
Metcalf, Eric	1	0	0	0.0	0.00	0	0.0	0	0.0	0	0/0	39.6
Stover, Matt	1	0	0	0.0	0.00	0	0.0	1	100.0	0	0/0	0.0
Browns	398	238	3,102	59.8	7.79	18	4.5	16	4.0	69t	34/217	82.7
Opponents	486	291	3,467	59.9	7.13	23	4.7	13	2.7	68t	48/315	86.3

1993 (7-9)

COACH: Bill Belichick

DIVISION FINISH: 3rd AFC Central

1993 USUAL STARTING LINEUPS

OFFENSE

WR	81	Michael Jackson
LT	66	Tony Jones
LG	64	Houston Hoover
C	61	Steve Everitt
RG	72	Bob Dahl
RT	62	Gene Williams
TE	88	Brian Kinchen
WR	83	Mark Carrier
QB	12	Vinny Testaverde
	19	Bernie Kosar
FB	44	Tommy Vardell
RB	21	Eric Metcalf
	33	Leroy Hoard

DEFENSE

LDE	90	Rob Burnett
LDT	96	James Jones
	93	Jerry Ball
RDT	92	Michael Dean Perry
RDE	98	Anthony Pleasant
LOLB	53	Pepper Johnson
MLB	59	Mike Johnson
ROLB	57	Clay Matthews
LCB	24	Terry Taylor
RCB	48	Najee Mustafaa
SS	27	Stevon Moore
FS	29	Eric Turner

RADIO CHANDLERS:

Nev Chandler, Doug Dieken, Jim Mueller (WWWEE 1100 AM, WDOK 102 FM)

DATE	RESULT	OPPONENT	ATT
9/5	W, 27-14	Cincinnati Bengals	75,508
9/13	W, 23-13	San Francisco 49ers	78,218
9/19	W, 19-16	Los Angeles Raiders	48,617
9/26	L, 10-23	Indianapolis Colts	59,654
10/10	L, 14-24	Miami Dolphins	78,138
10/17	W, 28-17	at Cincinnati Bengals	55,647
10/24	W, 28-23	Pittsburgh Steelers	78,118
11/7	L, 14-29	Denver Broncos	77,818
11/14	L, 5-22	at Seattle Seahawks	54,622
11/21	L, 20-27	Houston Oilers	71,668
11/28	L, 14-17	at Atlanta Falcons	54,510
12/5	W, 17-13	New Orleans Saints	60,388
12/12	L, 17-19	at Houston Oilers	58,720
12/19	L, 17-20	New England Patriots	48,618
12/26	W, 42-14	Los Angeles Rams	34,155
1/2	L, 9-16	at Pittsburgh Steelers	49,208

TEAM STATISTICS	BROWNS	OPPONENT
Total First Downs	264	290
Rushing	91	94
Passing	152	170
Penalty	21	26
3rd Down: Made/Att	66/201	88/231
3rd Down Pct.	32.8%	38.1%
4th Down: Made/Att	11/14	6/13
4th Down Pct.	78.6%	46.2%
Total Net Yards	4,740	4,778
Avg. Per Game	296.3	298.6
Total Plays	948	1,040
Avg. Per Play	5.0	4.6
Net Yards Rushing	1,701	1,654
Avg. Per Game	106.3	103.4
Total Rushes	425	451
Net Yards Passing	3,039	3,124
Avg. Per Game	189.9	195.3
Sacked/Yards Lost	45/289	48/342
Gross Yards	3,328	3,466
Attempts/Completions	478/262	541/306
Completion Pct.	54.8%	56.6%
Had Intercepted	19	13
Punts/Avg.	84/43.2	85/42.4
Net Punting Avg.	84/38.0	85/35.8
Penalties/Yards Lost	121/842	105/821
Fumbles/Ball Lost	27/17	28/9
Touchdowns	36	30
Rushing	8	9
Passing	23	19
Returns	5	2
Avg. Time Of Possession	29:32	30:28

SCORE BY PERIODS	1ST	2ND	3RD	4TH	OT	TOT
Browns	56	99	58	91	0	304
Opponents	64	110	52	81	0	307

SCORING	RU	PA	ST	DF	PAT	2RU	2PA	FG	SAF	TP
Stover, Matt	0	0	0	0	36/36	0	0	16/22	0	84
Jackson, M.	0	8	0	0	0/0	0	0	0/0	0	48
Metcalf, Eric	1	2	2	0	0/0	0	0	0/0	0	30
Carrier, Mark	1	3	1	0	0/0	0	0	0/0	0	30
Vardell, Tommy	3	1	0	0	0/0	0	0	0/0	0	24
McCardell, Keenan	0	4	0	0	0/0	0	0	0/0	0	24

Kinchen, Brian	0	2	0	0	0/0	0	0	0/0	0	12
Philcox, Todd	1	0	0	0	0/0	0	0	0/0	0	6
Baldwin, Randy	0	1	0	0	0/0	0	0	0/0	0	6
Wolfley, Ron	0	1	0	0	0/0	0	0	0/0	0	6
Moore, Stevon	0	0	0	1	0/0	0	0	0/0	0	6
Mack, Kevin	1	0	0	0	0/0	0	0	0/0	0	6
Mustafaa, Najee	0	0	1	0/0	0	0	0	0/0	0	6
Tillman, Lawyer	0	1	0	0	0/0	0	0	0/0	0	6
Jones, James	1	0	0	0	0/0	0	0	0/0	0	6
Pleasant, Anthony	0	0	0	0	0/0	0	0	0/0	1	2
Riddick, Louis	0	0	0	0	0/0	0	0	0/0	1	2
Browns	8	23	3	2	36/36	0	0	16/22	2	304
Opponents	9	19	0	2	30/30	0	0	31/38	2	307

SACKS: A. Pleasant 11.0, R. Burnett 9.0, M. Perry 6.0, J. Jones 5.5, C. Matthews 5.5, M. Johnson 4.0, J. Ball 3.0, D. Footman 1.0, B. Johnson 1.0, P. Johnson 1.0, E. Walls 1.0 Browns: 48.0, Opponents: 45.0

RUSHING	NO	YDS	AVG	LG	TD
Vardell, Tommy	171	644	3.8	54	3
Metcalf, Eric	129	611	4.7	55	1
Hoard, Leroy	56	227	4.1	30	0
Testaverde, Vinny	18	74	4.1	14	0
Baldwin, Randy	18	61	3.4	11	0
Kosar, Bernie	14	19	1.4	10	0
Mack, Kevin	10	33	3.3	7	1
Carrier, Mark	4	26	6.5	15t	1
Philcox, Todd	2	3	1.5	3t	1
Jones, James	2	2	1.0	1t	1
Jackson, Michael	1	1	1.0	1	0
Browns	425	1,701	4.0	55	8
Opponents	451	1,654	3.7	49	9

RECEIVING	NO	YDS	AVG	LG	TD
Metcalf, Eric	63	539	8.6	49t	2
Carrier, Mark	43	746	17.3	55	3
Jackson, Michael	41	756	18.4	62t	8
Hoard, Leroy	35	351	10.0	41	0
Kinchen, Brian	29	347	12.0	40	2
Vardell, Tommy	19	151	7.9	28t	1
McCardell, Keenan	13	234	18.0	43	4
Tillman, Lawyer	5	68	13.6	18	1
Wolfley, Ron	5	25	5.0	9	1
Smith, Rico	4	55	13.8	17	0
Rowe, Patrick	3	37	12.3	16	0
Williams, Clarence	1	14	14.0	14	0
Baldwin, Randy	1	5	5.0	5t	1
Browns	262	3,328	12.7	62t	23
Opponents	306	3,466	11.3	56	19

INTERCEPTIONS	NO	YDS	AVG	LG	TD
Turner, Eric	5	25	5.0	19	0
Jones, Selwyn	3	0	0.0	0	0
Mustafaa, Najee	1	97	97.0	97t	1
Hilliard, Randy	1	54	54.0	54	0
Speer, Del	1	22	22.0	22	0
Matthews, Clay	1	10	10.0	10	0
Johnson, Mike	1	0	0.0	0	0
Browns	13	208	16.0	97t	1
Opponents	19	246	12.9	69	0

PUNTING	NO	YDS	AVG	IN20	TB	LG	BLK
Hansen, Brian	82	3,632	44.3	15	10	72	2
Team, Stat	2	0	0.0	0	0	0	0
Browns	84	3,632	43.2	15	10	72	2
Opponents	85	3,603	42.4	24	7	61	0

PUNT RETURNS	NO	FC	YDS	AVG	LG	TD
Metcalf, Eric	36	11	464	12.9	91t	2
Carrier, Mark	6	1	92	15.3	56t	1
Turner, Eric	0	0	7	0.0	7	0
Browns	42	12	563	13.4	91t	3
Opponents	49	14	438	8.9	36	0

KICKOFF RETURNS	NO	YDS	AVG	LG	TD
Baldwin, Randy	24	444	18.5	31	0
Metcalf, Eric	15	318	21.2	47	0
Hoard, Leroy	13	286	22.0	39	0
Vardell, Tommy	4	58	14.5	16	0
Smith, Rico	1	13	13.0	13	0
Kinchen, Brian	1	0	0.0	0	0
Browns	58	1,119	19.3	47	0
Opponents	46	814	17.7	49	0

FIELD GOALS	1-19	20-29	30-39	40-49	50+	TOT
Stover, Matt	0/0	4/4	5/6	6/8	1/4	16/22
Browns	0/0	4/4	5/6	6/8	1/4	16/22
Opponents	1/1	13/14	6/10	8/9	3/4	31/38

PASSING	ATT	CMP	YDS	PCT	AV/AT	TD	TD%	INT	INT%	LG	TKLD	RATNG
Testaverde, Vinny	230	130	1,797	56.5	7.81	14	6.1	9	3.9	62t	17/101	85.7
Kosar, Bernie	138	79	807	57.2	5.85	5	3.6	3	2.2	38t	21/128	77.2
Philcox, Todd	108	52	699	48.1	6.47	4	3.7	7	6.5	56	7/60	54.5
Jackson, Michael	1	1	25	100.0	25.00	0	0.0	0	0.0	25	0/0	118.8
Hoard, Leroy	1	0	0	0.0	0.00	0	0.0	0	0.0	0	0/0	39.6
Browns	478	262	3,328	54.8	6.96	23	4.8	19	4.0	62t	45/289	76.2
Opponents	541	306	3,466	56.6	6.41	19	3.5	13	2.4	56	48/342	77.6

1994 (11-5)

COACH: Bill Belichick
DIVISION FINISH: 2nd AFC Central
1994 USUAL STARTING LINEUPS

OFFENSE			DEFENSE		
WR	81	Michael Jackson	LDE	90	Rob Burnett
	83	Mark Carrier	LDT	94	Bill Johnson
LT	66	Tony Jones	RDT	92	Michael Dean Perry
LG	69	Doug Dawson	RDE	98	Anthony Pleasant
	63	Wally Williams	LOLB	58	Carl Banks
C	61	Steve Everitt	MLB	52	Pepper Johnson
RG	72	Bob Dahl	ROLB	50	Frank Stams
RT	77	Orlando Brown	LCB	38	Antonio Langham
	62	Gene Williams	RCB	28	Don Griffin
TE	88	Brian Kinchen	SS	27	Stevon Moore
	89	Walter Reeves	FS	29	Eric Turner
WR	85	Derrick Alexander			
QB	12	Vinny Testaverde			
	11	Mark Rypien			
FB	33	Leroy Hoard, 44 Tommy Vardell			
RB	21	Eric Metcalf			

RADIO ANNOUNCERS:
 Casey Coleman, Doug Dieken, Jim Mueller (WKNR 1220 AM, WDOK 102.1 FM)

DATE	RESULT	OPPONENT	ATT
9/4	W, 28-20	at Cincinnati Bengals	52,778
9/11	L, 10-17	Pittsburgh Steelers	77,774
9/18	W, 32-0	Arizona Cardinals	62,818
9/25	W, 21-14	at Indianapolis Colts	55,821
10/2	W, 27-7	New York Jets	76,188
10/13	W, 11-8	at Houston Oilers	50,364
10/23	W, 37-13	Cincinnati Bengals	77,588
10/30	L, 14-26	at Denver Broncos	73,190
11/6	W, 13-6	New England Patriots	73,878
11/13	W, 26-7	at Philadelphia Eagles	65,233
11/20	L, 13-20	at Kansas City Chiefs	69,121
11/27	W, 34-10	Houston Oilers	65,088
12/4	L, 13-16	New York Giants	72,068
12/10	W, 19-14	at Dallas Cowboys	64,826
12/18	L, 7-17	at Pittsburgh Steelers	60,808
12/24	W, 35-9	Seattle Seahawks	54,180

WILD CARD PLAYOFF
 1/1 W, 20-13 New England Patriots 77,452

DIVISIONAL PLAYOFF
 1/7 L, 9-29 at Pittsburgh Steelers 58,185

TEAM STATISTICS	BROWNS	OPPONENT
Total First Downs	273	304
Rushing	80	98
Passing	161	173
Penalty	32	33
3rd Down: Made/Att	69/204	83/242
3rd Down Pct.	33.8%	34.3%
4th Down: Made/Att	4/12	7/18
4th Down Pct.	33.3%	38.9%
Total Net Yards	4,832	4,826
Avg. Per Game	302.0	301.6
Total Plays	970	1,090
Avg. Per Play	5.0	4.4
Net Yards Rushing	1,657	1,669
Avg. Per Game	103.6	104.3
Total Rushes	449	465
Net Yards Passing	3,175	3,157
Avg. Per Game	198.4	197.3
Sacked/Yards Lost	14/94	38/268
Gross Yards	3,269	3,425
Attempts/Completions	507/266	587/325
Completion Pct.	52.5%	55.4%
Had Intercepted	21	18
Punts/Avg.	80/40.1	97/40.0
Net Punting Avg.	80/37.4	97/35.2
Penalties/Yards Lost	113/969	129/1,139
Fumbles/Ball Lost	26/14	26/13
Touchdowns	37	22
Rushing	12	9
Passing	20	13
Returns	5	0
Avg. Time Of Possession	28:43	31:17

SCORE BY PERIODS	1ST	2ND	3RD	4TH	OT	TOT
Browns	65	121	55	99	0	340
Opponents	52	58	28	66	0	204

SCORING	RU	PA	ST	DF	PAT	2RU	2PA	FG	SAF	TP
Stover, Matt	0	0	0	0	32/32	0	0	26/28	0	110
Hoard, Leroy	5	4	0	0	0/0	0	0	0/0	0	54
Metcalf, Eric	2	3	2	0	0/0	0	0	0/0	0	42
Carrier, Mark	1	5	0	0	0/0	0	0	0/0	0	36
Alexander, Derrick	0	2	0	0	0/0	0	1	0/0	0	14
Testaverde, Vinny	0	0	0	0	0/0	0	0	0/0	0	12
Byner, Earnest	2	0	0	0	0/0	0	0	0/0	0	12
Jackson, Michael	0	2	0	0	0/0	0	0	0/0	0	12
Tupa, Tom	0	0	0	0	0/0	3	0	0/0	0	6
Baldwin, Randy	0	0	1	0	0/0	0	0	0/0	0	6
Turner, Eric	0	0	0	1	0/0	0	0	0/0	0	6
Hartley, Frank	0	1	0	0	0/0	0	0	0/0	0	6
Kinchen, Brian	0	1	0	0	0/0	0	0	0/0	0	6
Reeves, Walter	0	1	0	0	0/0	0	0	0/0	0	6
Hill, Travis	0	0	1	0	0/0	0	0	0/0	0	6
Vardell, Tommy	0	1	0	0	0/0	0	0	0/0	0	6
Browns	12	20	4	1	32/32	3	1	26/28	0	340
Opponents	9	13	0	0	19/19	0	1	17/26	0	204

SACKS: R. Burnett 10.0, A. Pleasant 4.5, D. Griffin 4.0, M. Perry 4.0, J. Jones 3.0, D. Footman 2.5, P. Johnson 2.5, F. Stams 2.0, C. Banks 1.5, G. Dixon 1.0, B. Johnson 1.0, B. Thompson 1.0, E. Turner 1.0 **Browns: 38.0, Opponents: 14.0**

RUSHING	NO	YDS	AVG	LG	TD
Hoard, Leroy	209	890	4.3	39	5
Metcalf, Eric	93	329	3.5	37t	2
Byner, Earnest	75	219	2.9	15	2
Baldwin, Randy	23	78	3.4	16	0
Testaverde, Vinny	21	37	1.8	12	2
Vardell, Tommy	15	48	3.2	9	0
Rypien, Mark	7	4	0.6	2	0
Alexander, Derrick	4	38	9.5	25	0
Carrier, Mark	1	14	14.0	14t	1
Jones, James	1	0	0.0	0	0
Browns	449	1,657	3.7	39	12
Opponents	465	1,669	3.6	41	9

RECEIVING	NO	YDS	AVG	LG	TD
Alexander, Derrick	48	828	17.3	81t	2
Metcalf, Eric	47	436	9.3	57t	3
Hoard, Leroy	45	445	9.9	65t	4
Carrier, Mark	29	452	15.6	43	5
Kinchen, Brian	24	232	9.7	38	1
Jackson, Michael	21	304	14.5	30	2
Vardell, Tommy	16	137	8.6	19	1
Byner, Earnest	11	102	9.3	30	0
McCardell, Keenan	10	182	18.2	34	0
Reeves, Walter	6	61	10.2	22	1
Baldwin, Randy	3	15	5.0	15	0
Hartley, Frank	3	13	4.3	8	1
Smith, Rico	2	61	30.5	50	0
Jones, James	1	1	1.0	1	0
Browns	266	3,269	12.3	81t	20
Opponents	325	3,425	10.5	44	13

INTERCEPTIONS	NO	YDS	AVG	LG	TD
Turner, Eric	9^	199	22.1	93t	1
Jacobs, Tim	2	9	4.5	8	0
Langham, Antonio	2	2	1.0	2	0
Griffin, Don	2	2	1.0	2	0
Stams, Frank	1	7	7.0	7	0
Booth, Issac	1	4	4.0	4	0
Caldwell, Mike	1	0	0.0	0	0
Browns	18	223	12.4	93t	1
Opponents	21	225	10.7	49	0

PUNTING	NO	YDS	AVG	IN20	TB	LG	BLK
Tupa, Tom	80	3,211	40.1	27	8	65	0
Browns	80	3,211	40.1	27	8	65	0
Opponents	97	3,880	40.0	24	11	59	1

PUNT RETURNS	NO	FC	YDS	AVG	LG	TD
Metcalf, Eric	35	6	348	9.9	92t	2
Carrier, Mark	9	1	112	12.4	60	0
Caldwell, Mike	1	0	2	2.0	2	0
Turner, Eric	1	0	0	0.0	0	0
Browns	46	7	462	10.0	92t	2
Opponents	38	15	220	5.8	31	0

KICKOFF RETURNS	NO	YDS	AVG	LG	TD
Baldwin, Randy	28	753	26.9	85t	1
Metcalf, Eric	9	210	23.3	32	0
Kinchen, Brian	3	38	12.7	15	0
Hoard, Leroy	2	30	15.0	20	0
Browns	42	1,031	24.5	85t	1
Opponents	71	1,372	19.3	54	0

FIELD GOALS	1-19	20-29	30-39	40-49	50+	TOT
Stover, Matt	1/1	7/7	10/11	8/8	0/1	26/28
Browns	1/1	7/7	10/11	8/8	0/1	26/28
Opponents	0/0	6/7	7/9	4/8	0/2	17/26

PASSING	ATT	CMP	YDS	PCT	AV/AT	TD	TD%	INT	INT%	LG	TKLD	RATNG
Testaverde, Vinny	376	207	2,575	55.1	6.85	16	4.3	18	4.8	81t	12/83	70.7
Rypien, Mark	128	59	694	46.1	5.42	4	3.1	3	2.3	43	2/11	63.7
Jackson, Michael	2	0	0	0.0	0.00	0	0.0	0	0.0	0	0/0	39.6
Metcalf, Eric	1	0	0	0.0	0.00	0	0.0	0	0.0	0	0/0	39.6
Browns	507	266	3,269	52.5	6.45	20	3.9	21	4.1	81t	14/94	68.6
Opponents	587	325	3,425	55.4	5.83	13	2.2	18	3.1	44	38/268	67.1

^ Tied NFL Lead

COMMUNITY
STAFF
PLAYERS
2023 SEASON
HISTORY
RECORDS
GAME DAY

1995 (5-11)

COACH: Bill Belichick
DIVISION FINISH: 4th AFC Central
1995 USUAL STARTING LINEUPS

OFFENSE

WR	81	Michael Jackson
LT	66	Tony Jones
LG	63	Wally Williams
C	61	Steve Everitt
RG	72	Bob Dahl
RT	77	Orlando Brown
TE	88	Brian Kinchen
TE	48	Frank Hartley
WR	80	Andre Rison
QB	12	Vinny Testaverde
RB	33	Leroy Hoard

DEFENSE

LDE	90	Rob Burnett
LDT	73	Tim Goad
RDT	78	Dan Footman
RDE	98	Anthony Pleasant
LOLB	58	Carl Banks
MLB	52	Pepper Johnson
ROLB	51	Gerald Dixon
LCB	38	Antonio Langham
RCB	28	Don Griffin
SS	27	Stevon Moore
FS	29	E. Turner
	43	V. Adams

RADIO ANNOUNCERS:

Casey Coleman, Doug Dieken, Jim Mueller (WKNR 1220 AM, WDOK 102.1 FM)

DATE	RESULT	OPPONENT	ATT
9/3	L, 14-17	at New England Patriots	60,126
9/10	W, 22-6	Tampa Bay Buccaneers	61,083
9/17	W, 14-7	at Houston Oilers	36,077
9/24	W, 35-17	Kansas City Chiefs	74,280
10/2	L, 19-22	Buffalo Bills	76,211
10/8	L, 20-38	at Detroit Lions	74,171
10/22	L, 15-23	Jacksonville Jaguars	64,405
10/29	W, 29-26 (OT)	at Cincinnati Bengals	58,639
11/5	L, 10-37	Houston Oilers	57,881
11/13	L, 3-20	at Pittsburgh Steelers	58,675
11/19	L, 20-31	Green Bay Packers	55,388
11/26	L, 17-20	Pittsburgh Steelers	67,269
12/3	L, 13-31	at San Diego Chargers	56,358
12/9	L, 11-27	at Minnesota Vikings	47,984
12/17	W, 26-10	Cincinnati Bengals	55,875
12/24	L, 21-24	at Jacksonville Jaguars	66,007

TEAM STATISTICS	BROWNS	OPPONENT
Total First Downs	293	342
Rushing	83	112
Passing	189	200
Penalty	21	30
3rd Down: Made/Att	85/211	112/226
3rd Down Pct.	40.3%	49.6%
4th Down: Made/Att	10/21	7/14
4th Down Pct.	47.6%	50.0%
Total Net Yards	5,076	5,648
Avg. Per Game	317.3	353.0
Total Plays	985	1,082
Avg. Per Play	5.2	5.2
Net Yards Rushing	1,482	1,826
Avg. Per Game	92.6	114.1
Total Rushes	398	480
Net Yards Passing	3,594	3,822
Avg. Per Game	224.6	238.9
Sacked/Yards Lost	32/178	29/191
Gross Yards	3,772	4,013
Attempts/Completions	555/324	573/360
Completion Pct.	58.4%	62.8%
Had Intercepted	20	17
Punts/Avg.	65/43.6	59/41.7
Net Punting Avg.	65/39.0	59/37.4
Penalties/Yards Lost	107/966	108/736
Fumbles/Ball Lost	29/9	20/11
Touchdowns	29	40
Rushing	5	15
Passing	21	23
Returns	3	2
Avg. Time Of Possession	28:24	31:36

SCORE BY PERIODS	1ST	2ND	3RD	4TH	OT	TOT
Browns	37	97	59	93	3	289
Opponents	89	91	43	133	0	356

SCORING	RU	PA	ST	DF	PAT	2RU	2PA	FG	SAF	TP
Stover, Matt	0	0	0	0	26/26	0	0	29/33	0	113
Jackson, Michael	0	9	0	0	0/0	0	0	0/0	0	54
McCardell, Keenan	0	4	0	0	0/0	0	0	0/0	0	24
Byner, Earnest	2	2	0	0	0/0	0	0	0/0	0	24
Rison, Andre	0	3	0	0	0/0	0	0	0/0	0	18
Testaverde, Vinny	2	0	0	0	0/0	0	0	0/0	0	12
Reeves, Walter	0	1	0	0	0/0	0	0	0/0	0	6
Alexander, Derrick	0	0	1	0	0/0	0	0	0/0	0	6

Smith, Rico	0	1	0	0	0/0	0	0	0/0	0	6
Caldwell, Mike	0	0	0	1	0/0	0	0	0/0	0	6
Dixon, Gerald	0	0	0	1	0/0	0	0	0/0	0	6
Hartley, Frank	0	1	0	0	0/0	0	0	0/0	0	6
White, Lorenzo	1	0	0	0	0/0	0	0	0/0	0	6
Zeier, Eric	0	0	0	0	0/0	1	0	0/0	0	2
Browns	5	21	1	2	26/26	1	0	29/33	0	289
Opponents	15	23	0	2	34/36	1	1	26/34	0	356

SACKS: A. Pleasant 8.0, R. Burnett 7.5, D. Footman 5.0, P. Johnson 2.0, M. Frederick 1.5, R. McKenzie 1.5, C. Banks 1.0, D. Hall 1.0, S. Moore 1.0, P. Sagapolutele 0.5 **Browns: 29.0 Opponents: 32.0**

RUSHING	NO	YDS	AVG	LG	TD
Hoard, Leroy	136	547	4.0	25	0
Byner, Earnest	115	432	3.8	23	2
White, Lorenzo	62	163	2.6	11	1
Hunter, Earnest	30	100	3.3	15	0
Testaverde, Vinny	18	62	3.4	14	2
Zeier, Eric	15	80	5.3	17	0
Powers, Ricky	14	51	3.6	15	0
Vardell, Tommy	4	9	2.3	6	0
Rison, Andre	2	0	0.0	5	0
Alexander, Derrick	1	29	29.0	29	0
Tupa, Tom	1	9	9.0	9	0
Browns	398	1,482	3.7	29	5
Opponents	480	1,826	3.8	75t	15

RECEIVING	NO	YDS	AVG	LG	TD
Byner, Earnest	61	494	8.1	29t	2
McCardell, Keenan	56	709	12.7	36	4
Rison, Andre	47	701	14.9	59	3
Jackson, Michael	44	714	16.2	70t	9
Kinchen, Brian	20	216	10.8	41	0
Bishop, Harold	16	135	8.4	21	0
Alexander, Derrick	15	216	14.4	40	0
Smith, Rico	13	173	13.3	29t	1
Hoard, Leroy	13	103	7.9	24	0
Hartley, Frank	11	137	12.5	23	1
White, Lorenzo	8	64	8.0	28	0
Vardell, Tommy	6	18	3.0	7	0
Reeves, Walter	6	12	2.0	3	1
Hunter, Earnest	5	42	8.4	17	0
Riddick, Louis	1	25	25.0	25	0
Testaverde, Vinny	1	7	7.0	7	0
Powers, Ricky	1	6	6.0	6	0
Browns	324	3,772	11.6	70t	21
Opponents	360	4,013	11.1	52	23

INTERCEPTIONS	NO	YDS	AVG	LG	TD
Moore, Stevon	5	55	11.0	28	0
Dixon, Gerald	2	48	24.0	30	1
Hall, Dana	2	41	20.5	36	0
Langham, Antonio	2	29	14.5	29	0
Caldwell, Mike	2	24	12.0	24t	1
Johnson, Pepper	2	22	11.0	22	0
Booth, Issac	1	11	11.0	11	0
Griffin, Don	1	0	0.0	0	0
Browns	17	230	13.5	36	2
Opponents	20	276	13.8	76	2

PUNTING	NO	YDS	AVG	IN20	TB	LG	BLK
Tupa, Tom	65	2,831	43.6	18	9	64	0
Browns	65	2,831	43.6	18	9	64	0
Opponents	59	2,462	41.7	18	9	61	0

PUNT RETURNS	NO	FC	YDS	AVG	LG	TD
Alexander, Derrick	9	0	122	13.6	69t	1
McCardell, Keenan	13	14	93	7.2	17	0
Hunter, Earnest	3	0	40	13.3	17	0
Griffin, Don	0	2	0	0.0	0	0
Browns	25	16	255	10.2	69t	1
Opponents	34	9	296	8.7	56	0

KICKOFF RETURNS	NO	YDS	AVG	LG	TD
Hunter, Earnest	23	508	22.1	37	0
Alexander, Derrick	21	419	20.0	42	0
Bates, Michael	9	176	19.6	38	0
McCardell, Keenan	9	161	17.9	28	0
Byner, Earnest	5	98	19.6	27	0
Powers, Ricky	3	54	18.0	20	0
Frederick, Mike	2	16	8.0	11	0
Hoard, Leroy	1	13	13.0	13	0
Dixon, Gerald	1	10	10.0	10	0
Browns	74	1,455	19.7	42	0
Opponents	63	1,172	18.6	45	0

FIELD GOALS	1-19	20-29	30-39	40-49	50+	TOT
Stover, Matt	1/1	12/12	9/10	7/9	0/1	29/33
Browns	1/1	12/12	9/10	7/9	0/1	29/33
Opponents	0/0	9/12	12/12	4/7	1/3	26/34

PASSING	ATT	CMP	YDS	PCT	AV/AT	TD	TD%	INT	INT%	LG	TKLD	RATNG
Testaverde, Vinny	392	241	2,883	61.5	7.35	17	4.3	10	2.6	70t	17/87	87.8
Zeier, Eric	161	82	864	50.9	5.37	4	2.5	9	5.6	59	15/91	51.9
Tupa, Tom	1	1	25	100.0	25.00	0	0.0	0	0.0	25	0/0	118.8
Jackson, Michael	1	0	0	0.0	0.00	0	0.0	1	100.0	0	0/0	0.0
Browns	555	324	3,772	58.4	6.80	21	3.8	20	3.6	70t	32/178	76.6
Opponents	573	360	4,013	62.8	7.00	23	4.0	17	3.0	52	29/191	84.6

1999 (2-14)

COACH: Chris Palmer
DIVISION FINISH: 6th AFC Central
1999 USUAL STARTING LINEUPS

OFFENSE			DEFENSE		
WR	85	Kevin Johnson	LE	53	John Thierry
LT	75	Lomas Brown	LT	73	Darius Holland
LG	71	Jim Pyne	RT	67	John Jurkovic
C	64	Dave Wohlabaugh	RE	94	Derrick Alexander
RG	79	Scott Rehberg	LLB	55	Rahim Abdullah
RT	77	Orlando Brown	MLB	58	Wali Rainer
TE	82	Irv Smith	RLB	95	Jamir Miller
WR	86	Leslie Shepherd	LCB	47	Ryan McNeil
	84	Darrin Chiaverini	RCB	33	Daylon McCutcheon
QB	2	Tim Couch	SS	23	Marquez Pope
RB	42	Terry Kirby	FS	24	Corey Fuller
FB	44	Marc Edwards			

RADIO ANNOUNCERS:
 Jim Donovan, Doug Dieken (WMJI 105.7 FM, WTAM 1100 AM)

DATE	RESULT	OPPONENT	ATT
9/12	L, 0-43	Pittsburgh Steelers	73,138
9/19	L, 9-26	at Tennessee Titans	65,904
9/26	L, 10-17	at Baltimore Ravens	68,803
10/3	L, 7-19	New England Patriots	72,368
10/10	L, 17-18	Cincinnati Bengals	73,048
10/17	L, 7-24	at Jacksonville Jaguars	62,047
10/24	L, 3-34	at St. Louis Rams	65,866
10/31	W, 21-16	at New Orleans Saints	48,817
11/7	L, 9-41	Baltimore Ravens	72,898
11/14	W, 16-15	at Pittsburgh Steelers	58,213
11/21	L, 17-31	Carolina Panthers	72,818
11/28	L, 21-33	Tennessee Titans	72,008
12/5	L, 10-23	at San Diego Chargers	53,147
12/12	L, 28-44	at Cincinnati Bengals	59,972
12/19	L, 14-24	Jacksonville Jaguars	72,038
12/26	L, 28-29	Indianapolis Colts	72,618

TEAM STATISTICS	BROWNS	OPPONENT
Total First Downs	220	368
Rushing	64	161
Passing	134	187
Penalty	22	20
3rd Down: Made/Att	59/203	110/235
3rd Down Pct.	29.1%	46.8%
4th Down: Made/Att	9/13	8/13
4th Down Pct.	69.2%	61.5%
Possession Avg.	23:38	36:22
Total Net Yards	3,762	6,046
Avg. Per Game	235.1	377.9
Total Plays	865	1,158
Avg. Per Play	4.3	5.2
Net Yards Rusing	1,150	2,736
Avg. Per Game	71.9	171.0
Total Rushes	313	610
Net Yards Passing	2,612	3,310
Avg. Per Game	163.3	206.9
Sacked/Yards Lost	60/385	25/147
Gross Yards	2,997	3,457
Att./Completions	492/271	523/331
Completion Pct.	55.1%	63.3%
Had Intercepted	15	8
Punts/Av.	106/43.8	66/40.9
Net Punting Avg.	106/34.6	66/37.3
Penalties/Yards Lost	92/714	88/776
Fumbles/Ball Lost	29/16	25/12
Touchdowns	28	49
Rushing	9	29
Passing	19	17
Returns	0	3

SCORE BY PERIODS	1ST	2ND	3RD	4TH	OT	TOT
Browns	37	77	43	60	0	217
Opponents	75	146	99	117	0	437

SCORING	RU	PA	ST	DF	PAT	2RU	2PA	FG	SAF	TP
Kirby, Terry	6	3	0	0	0	0	0	0	0	54
Dawson, Phil	1	0	0	0	23/24	0	0	8/12	0	53
Johnson, Kevin	0	8	0	0	0	0	0	0	0	48
Chiaverini Darrin	0	4	0	0	0	0	0	0	0	24
Edwards, Marc	2	0	0	0	0	0	0	0	0	12
Couch, Tim	1	0	0	0	0	1	0	0	0	8
Abdul-Jabbar, K. O	1	0	0	0	0	0	0	0	0	6
Detmer, Ty	1	0	0	0	0	0	0	0	0	6

Smith, Irv 0 1 0 0 0 0 0 0 0 0 6
 Browns 9 19 0 0 23/24 1 0 8/12 0 217
 Opponents 29 17 2 1 40/41 0 1 33/39 1 437
SACKS: J.Thierry 7.0, J.Miller 4.5, D.Alexander 2.5, R.Barker 2.0, D.Holland 2.0, H.McCormack 2.0, D.McCutcheon 1.0, R.McNeil 1.0, A.Miller 1.0, J.Ball 1.0, W.Rainer 1.0 **Browns: 25.0, Opponents: 60.0**

RUSHING	NO	YDS	AVG	LG	TD
Kirby, Terry	130	452	3.5	28	6
Abdul-Jabbar, Karim	115	350	3.0	21	0
Couch, Tim	40	267	6.7	40	1
Detmer, Ty	6	38	6.3	11	1
Edwards, Marc	6	35	5.8	28	0
Jones, George	8	15	1.9	9	0
Shepherd, Leslie	1	5	5.0	5	0
Dawson, Phil	1	4	4.0	4t	1
Salaam, Rashaan	1	2	2.0	2	0
Shaw, Sedrick	3	2	0.7	3	0
Johnson, Kevin	1	-6	-6.0	-6	0
Powell, Ronnie	1	-14	-14.0	-14	0
Browns	313	1,150	3.7	40	9
Opponents	610	2,736	4.5	52t	29

RECEIVING	NO	YDS	AVG	LG	TD
Johnson, Kevin	66	986	14.9	64t	8
Kirby, Terry	58	528	9.1	78t	3
Chiaverini, Darrin	44	487	11.1	28t	4
Edwards, Marc	27	212	7.9	27t	2
Smith, Irv	24	222	9.3	22	1
Shepherd, Leslie	23	274	11.9	36	0
Abdul-Jabbar, Karim	13	59	4.5	21	1
Campbell, Marc	9	131	14.6	21	0
Davis, Zola	2	38	19.0	25	0
Shaw, Sedrick	2	8	4.0	7	0
Powell, Ronnie	1	45	45.0	45	0
Dunn, David	1	4	4.0	4	0
Bobo, Orlando	1	3	3.0	3	0
Browns	271	2,997	11.1	78t	19
Opponents	331	3,457	10.4	54t	17

INTERCEPTIONS	NO	YDS	AVG	LG	TD
Pope, Marquez	2	15	7.5	13	0
Barker, Roy	1	14	14.0	14	0
McCutcheon, Daylon	1	12	12.0	12	0
Thierry, John	1	8	8.0	8	0
Jones, Lenoy	1	3	3.0	3	0
Abdullah, Rahim	1	0	0.0	0	0
Little, Earl	1	0	0.0	0	0
Browns	8	52	6.5	14	0
Opponents	15	153	10.2	66t	1

PUNTING	NO	YDS	AVG	IN20	TB	LG	BLK
Gardocki, Chris	106	4,645	43.8	20	11	61	0
Browns	106	4,645	43.8	20	11	61	0
Opponents	66	2,702	40.9	24	4	59	1

PUNT RETURNS	NO	FC	YDS	AVG	LG	TD
Johnson, Kevin	19	10	128	6.7	15	0
Dunn, David	4	1	25	6.3	13	0
Gibson, Damon	2	2	9	4.5	8	0
Browns	25	13	162	6.5	15	0
Opponents	68	15	762	11.2	81t	2

KICKOFF RETURNS	NO	YDS	AVG	LG	TD
Powell, Ronnie	44	986	22.4	43	0
Kirby, Terry	11	230	20.9	28	0
Dunn, David	9	180	20.0	27	0
Hill, Madre	8	137	17.1	27	0
Saleh, Tarek	5	43	8.6	14	0
Campbell, Marc	3	28	9.3	10	0
Smith, Irv	3	15	5.0	10	0
Chiaverini, Darrin	2	35	17.5	22	0
Little, Earl	2	34	17.0	20	0
Johnson, Kevin	1	25	25.0	25	0
Jones, George	1	12	12.0	12	0
Browns	89	1,725	19.4	43	0
Opponents	42	764	18.2	55	0

FIELD GOALS	1-19	20-29	30-39	40-49	50+	TOT
Dawson, Phil	0/0	2/2	3/5	3/5	0/0	8/12
Browns	0/0	2/2	3/5	3/5	0/0	8/12
Opponents	4/4	13/13	6/7	10/15	0/0	33/39

PASSING	ATT	CMP	YDS	PCT	AV/AT	TD	TD%	INT	INT%	LG	TKLD	RATNG
Couch, Tim	399	223	2,447	55.9	6.13	15	3.8	13	3.3	78t	56/359	73.2
Detmer, Ty	91	47	548	51.6	6.02	4	4.4	2	2.2	35	4/26	75.7
Johnson, Kevin	1	0	0	0.0	0.00	0	0.0	0	0.0	0	0/0	39.6
Kirby, Terry	1	1	2	100.0	2.00	0	0.0	0	0.0	2	0/0	79.2
Browns	492	271	2,997	55.1	6.09	19	3.9	15	3.0	78t	60/385	73.5
Opponents	523	331	3,457	63.3	6.61	17	3.3	8	1.5	54t	25/147	86.8

2000 (3-13)

COACH: Chris Palmer

DIVISION FINISH: 6th AFC Central

2000 USUAL STARTING LINEUPS

OFFENSE

WR	85	Kevin Johnson
LT	72	Roman Oben
LG	65	Jim Bundren
	75	Steve Zahursky
C	64	Dave Wohlabaugh
	60	Shaun O'Hara
RG	61	Everett Lindsay
RT	75	Steve Zahursky
	74	James Brown
TE	80	Aaron Shea
	83	Mark Campbell
WR	82	David Patten
	86	Dennis Northcutt
QB	2	Tim Couch, 18 Doug Pederson
RB	23	Erricht Rhett, 41 Travis Prentice
FB	44	Marc Edwards

DEFENSE

LE	92	Courtney Brown
LT	99	Orpheus Roye
RT	93	Stalin Colinet
RE	95	Keith McKenzie
LLB	95	Jamir Miller
	53	Rahim Abdullah
MLB	58	Wali Rainer
RLB	55	Marty Moore
	95	Jamir Miller
LCB	24	Corey Fuller
RCB	33	Daylon McCutcheon
SS	21	Marquis Smith
FS	43	Percy Ellsworth

RADIO ANNOUNCERS:

Jim Donovan, Doug Dieken (WMJI 105.7 FM, WTAM 1100 AM)

DATE	RESULT	OPPONENT	ATT
9/3	L, 7-27	Jacksonville Jaguars	72,418
9/10	W, 24-7	at Cincinnati Bengals	64,006
9/17	W, 23-20	Pittsburgh Steelers	73,018
9/24	L, 10-36	at Oakland Raiders	45,702
10/1	L, 0-12	Baltimore Ravens	73,018
10/8	L, 21-29	at Arizona Cardinals	39,148
10/15	L, 10-44	at Denver Broncos	75,811
10/22	L, 0-22	at Pittsburgh Steelers	57,659
10/29	L, 3-12	Cincinnati Bengals	73,118
11/5	L, 3-24	New York Giants	72,718
11/12	W, 19-11	New England Patriots	72,618
11/19	L, 10-24	at Tennessee Titans	68,498
11/26	L, 7-44	at Baltimore Ravens	68,361
12/3	L, 0-48	at Jacksonville Jaguars	51,262
12/10	L, 24-35	Philadelphia Eagles	72,318
12/17	L, 0-24	Tennessee Titans	72,318

TEAM STATISTICS	BROWNS	OPPONENT
Total First Downs	176	343
Rushing	53	147
Passing	110	169
Penalty	13	27
3rd Down: Made/Att	58/210	98/227
3rd Down Pct.	27.6%	43.2%
4th Down: Made/Att	6/19	11/17
4th Down Pct.	31.6%	64.7%
Possession Avg.	23:38	36:22
Total Net Yards	3,530	5,643
Avg. Per Game	220.6	352.7
Total Plays	859	1,122
Avg. Per Play	4.1	5.0
Net Yards Rushing	1,085	2,505
Avg. Per Game	67.8	156.6
Total Rushes	336	594
Net Yards Passing	2,445	3,138
Avg. Per Game	152.8	196.1
Sacked/Yards Lost	40/283	42/270
Gross Yards	2,728	3,408
Att./Completions	483/278	486/262
Completion Pct.	57.6%	53.9%
Had Intercepted	19	12
Punts/Avg.	108/45.5	68/42.2
Net Punting Avg.	108/37.3	68/35.8
Penalties/Yards Lost	103/925	71/626
Fumbles/Ball Lost	21/9	27/13
Touchdowns	17	46
Rushing	7	26
Passing	9	18
Returns	1	2

SCORE BY PERIODS	1ST	2ND	3RD	4TH	OT	TOT
Browns	51	45	32	33	0	161
Opponents	46	176	115	82	0	419

SCORING	RU	PA	ST	DF	PAT	2RU	2PA	FG	SAF	TP
Dawson, Phil	0	0	0	0	17/17	0	0	14/17	0	59
Prentice, Travis	7	1	0	0	0	0	0	0	0	48
Edwards, Marc	0	2	0	0	0	0	0	0	0	12

Shea, Aaron	0	2	0	0	0	0	0	0	0	12
Campbell, Mark	0	1	0	0	0	0	0	0	0	6
Chiaverini, Darrin	0	1	0	0	0	0	0	0	0	6
Dawson, JaJuan	0	1	0	0	0	0	0	0	0	6
Ellsworth, Percy	0	0	0	1	0	0	0	0	0	6
Patten, David	0	1	0	0	0	0	0	0	0	6
Browns	7	9	0	1	17/17	0	0	14/17	0	161
Opponents	26	18	0	2	44/44	1	0	31/34	2	419

SACKS: K. McKenzie 8.5, J. Miller 5.5, C. Brown 5.0, S. Colinet 3.5, D. McCutcheon 3.0, L. Jones 2.5, M. Spriggs 2.0, W. Rainer 2.0, R. Abdullah 2.0, T. Rogers 2.0, A. Miller 1.0, O. Roye 1.0, M. Thompson 1.0, M. Smith 1.0, M. Moore 1.0, D. Holland 1.0 Browns: 40.0, Opponents: 42.0

RUSHING	NO	YDS	AVG	LG	TD
Prentice, Travis	173	512	3.0	17	7
Rhett, Errict	71	258	3.6	42	0
White, Jamal	47	145	3.1	14	0
Pederson, Doug	18	68	3.8	15	0
Couch, Tim	12	45	3.8	31	0
Northcutt, Dennis	9	33	3.7	13	0
Wynn, Spergon	3	15	5.0	11	0
Edwards, Marc	2	9	4.5	6	0
Thompson, Kevin	1	0	0.0	0	0
Floyd, Chris	2	-1	-5.0	0	0
Browns	336	1,085	3.2	42	7
Opponents	594	2,505	4.2	36t	26

RECEIVING	NO	YDS	AVG	LG	TD
Johnson, Kevin	57	669	11.7	79	0
Northcutt, Dennis	39	422	10.8	37	0
Patten, David	38	546	14.4	65	1
Prentice, Travis	37	191	5.2	13	1
Shea, Aaron	30	302	10.1	37	2
Edwards, Marc	16	128	8.0	21t	2
Rhett, Errict	14	78	5.6	16	0
White, Jamal	13	100	7.7	25	0
Campbell, Mark	12	80	6.7	17	1
Dawson, JaJuan	9	97	10.8	26	1
Chiaverini, Darrin	8	68	8.5	18	1
Brown, Bobby	2	14	7.0	8	0
Saleh, Tarek	1	22	22.0	22	0
Floyd, Chris	1	21	21.0	21	0
Dunn, Damon	1	6	6.0	6	0
Jackson, Lenzie	1	5	5.0	5	0
Browns	278	2,728	9.8	79	9
Opponents	262	3,408	13.0	61	18

INTERCEPTIONS	NO	YDS	AVG	LG	TD
Fuller, Corey	3	0	0.0	0	0
Ellsworth, Percy	1	33	33.0	33t	1
McCutcheon, Daylon	1	20	20.0	20	0
Little, Earl	1	7	7.0	7	0
Rainer, Wali	1	5	5.0	5	0
Moore, Marty	1	3	3.0	3	0
Chapman, Lamar	1	0	0.0	0	0
Holland, Darius	1	0	0.0	0	0
Miller, Jamir	1	0	0.0	0	0
Sanders, Lewis	1	0	0.0	0	0
Browns	12	68	5.7	33t	1
Opponents	19	228	12.0	46t	2

PUNTING	NO	YDS	AVG	IN20	TB	LG	BLK
Gardocki, Chris	108	4,919	45.5	25	5	67	0
Browns	108	4,919	45.5	25	5	67	0
Opponents	68	2,868	42.2	18	7	69	0

PUNT RETURNS	NO	FC	YDS	AVG	LG	TD
Northcutt, Dennis	27	12	289	10.7	30	0
Barnes, Rashidi	1	0	0	0.0	0	0
Chapman, Lamar	1	2	5	5.0	5	0
Dunn, Damon	1	0	0	0.0	0	0
Browns	29	14	294	10.1	30	0
Opponents	69	10	793	11.5	54	0

KICKOFF RETURNS	NO	YDS	AVG	LG	TD
White, Jamal	43	935	21.7	40	0
Patten, David	22	469	21.3	62	0
Jackson, Lenzie	9	168	18.7	30	0
Saleh, Tarek	4	46	11.5	15	0
Campbell, Mark	3	30	10.0	13	0
Dunn, Damon	2	35	17.5	21	0
Little, Earl	2	20	10.0	12	0
Burnett, Chester	1	18	18.0	18	0
Edwards, Marc	1	24	24.0	24	0
Santiago, O.J.	1	13	13.0	13	0
Browns	85	1,710	20.1	62	0
Opponents	42	1,012	24.1	62	0

FIELD GOALS	1-19	20-29	30-39	40-49	50+	TOT
Dawson, Phil	3/3	4/4	5/5	2/5	0/0	14/17
Browns	3/3	4/4	5/5	2/5	0/0	14/17
Opponents	0/0	9/9	13/13	8/10	1/2	31/34

PASSING	ATT	CMP	YDS	PCT	AV/AT	TD	TD%	INT	INT%	LG	TKLD	RATNG
Couch, Tim	215	137	1,483	63.7	6.90	7	3.3	9	4.2	79	10/78	77.3
Pederson, Doug	210	117	1,047	55.7	4.99	2	1.0	8	3.8	67	17/116	56.6
Wynn, Spergon	54	22	167	40.7	3.09	0	0.0	1	1.9	32	13/89	41.2
Johnson, Kevin	3	1	23	33.3	7.67	0	0.0	1	33.3	23	0/0	22.2
Thompson, Kevin	1	1	8	100.0	8.00	0	0.0	0	0.0	8	0/0	100.0
Browns	483	278	2,728	57.6	5.65	9	1.9	19	3.9	79	40/283	63.4
Opponents	486	262	3,408	53.9	7.01	18	3.7	12	2.5	61	43/276	78.3

2001 (7-9)

COACH: Butch Davis

DIVISION FINISH: 3rd AFC Central

2001 USUAL STARTING LINEUPS

OFFENSE

WR	85	Kevin Johnson
LT	72	Roman Oben, 77 Ross Verba
LG	77	Ross Verba, 60 Shawn O'Hara
C	64	Dave Wohlabaugh
RG	66	Jeremy McKinney
	63	Brad Bedell
RT	69	Roger Chanoine
TE	82	Rickey Dudley
	87	O. J. Santiago
WR	81	Quincy Morgan
	86	Dennis Northcutt
QB	2	Tim Couch
RB	29	James Jackson, 30 Jamel White
HB	44	Mike Sellers, 80 Aaron Shea

DEFENSE

LE	78	Tyrone Rogers
	99	Orpheus Roye
LT	94	Gerard Warren
RT	93	Mark Smith
	99	Orpheus Roye
RE	92	Courtney Brown
	90	Keith McKenzie
WLB	57	Dwayne Rudd
MLB	58	Wali Rainer
SLB	95	Jamir Miller
LCB	24	Corey Fuller
RCB	33	Daylon McCutcheon
SS	21	Earl Little
FS	43	Percy Ellsworth
	23	Devin Bush

RADIO ANNOUNCERS:

Jim Donovan, Doug Dieken (WMJI 105.7 FM, WTAM 1100 AM)

DATE	RESULT	OPPONENT	ATT
9/9	L, 6-9	Seattle Seahawks	72,318
9/23	W, 24-14	Detroit Lions	73,168
9/30	W, 23-14	at Jacksonville Jaguars	57,875
10/7	W, 20-16	San Diego Chargers	73,018
10/14	L, 14-24	at Cincinnati Bengals	64,217
10/21	W, 24-14	Baltimore Ravens	72,818
11/4	L, 21-27 (OT)	at Chicago Bears	66,944
11/11	L, 12-15 (OT)	Pittsburgh Steelers	73,218
11/18	W, 27-17	at Baltimore Ravens	69,353
11/25	W, 18-0	Cincinnati Bengals	72,918
12/2	L, 15-31	Tennessee Titans	72,818
12/9	L, 16-27	at New England Patriots	60,292
12/16	L, 10-15	Jacksonville Jaguars	72,818
12/23	L, 7-30	at Green Bay Packers	59,824
12/30	W, 41-38	at Tennessee Titans	68,798
1/6	L, 7-28	at Pittsburgh Steelers	59,189

TEAM STATISTICS	BROWNS	OPPONENT
Total First Downs	238	295
Rushing	78	112
Passing	139	161
Penalty	21	22
3rd Down: Made/Att	68/210	88/235
3rd Down Pct.	32.4%	37.4%
4th Down: Made/Att	6/12	8/23
4th Down Pct.	50.0%	34.8%
Possession Avg.	28:16	31:44
Total Net Yards	4,152	5,297
Avg. Per Game	259.5	331.1
Total Plays	934	1,089
Avg. Per Play	4.4	4.9
Net Yards Rushing	1,351	2,208
Avg. Per Game	84.4	138.0
Total Rushes	417	494
Net Yards Passing	2,801	3,089
Avg. Per Game	175.1	193.1
Sacked/Yards Lost	51/353	43/288
Gross Yards	3,154	3,377
Att./Completions	466/279	552/309
Completion Pct.	59.9%	56.0%
Had Intercepted	21	33
Punts/Average	99/42.9	74/43.2
Net Punting Avg.	99/34.6	74/37.7
Penalties/Yards	94/825	103/779
Fumbles/Ball Lost	24/12	35/9
Touchdowns	31	35
Rushing	8	11
Passing	18	18
Returns	5	6

SCORE BY PERIODS	1ST	2ND	3RD	4TH	OT	TOT
Browns	77	83	51	74	0	285
Opponents	62	73	89	86	9	319

SCORING	RU	PA	ST	DF	PAT	2RU	2PA	FG	SAF	TP
Dawson, Phil	0	0	0	0	29/30	0	0	22/25	0	95
Johnson, Kevin	0	9	0	0	0	0	0	0	0	54
White, Jamel	5	1	0	0	0	1	0	0	0	38
Jackson, James	2	0	0	0	0	0	0	0	0	12
Morgan, Quincy	0	2	0	0	0	0	0	0	0	12
Santiago, O.J.	0	2	0	0	0	0	0	0	0	12
Sellers, Mike	0	2	0	0	0	0	0	0	0	12

Brown, Bobby	0	0	0	1	0	0	0	0	0	6
Bush, Devin	0	0	0	1	0	0	0	0	0	6
Dawson, JaJuan	0	1	0	0	0	0	0	0	0	6
Fuller, Corey	0	0	0	1	0	0	0	0	0	6
Gay, Ben	1	0	0	0	0	0	0	0	0	6
Henry, Anthony	0	0	0	1	0	0	0	0	0	6
McCutcheon, D.O	0	0	0	1	0	0	0	0	0	6
O'Hara, Shawn	0	1	0	0	0	0	0	0	0	6
Roye, Orpheus	0	0	0	0	0	0	0	0	0	12
Browns	8	18	0	5	29/30	1	0	22/25	1	285
Opponents	11	18	2	4	30/32	0	2	25/34	0	319

SACKS: J.Miller 13.0, T.Rogers 6.0, G.Warren 5.0, C.Brown 4.5, G.Spires 4.0, K.McKenzie 3.0, M.Smith 2.0, D.McCutcheon 2.0, W.Rainer 1.0, E.Little 1.0, P.Ellsworth 1.0, D.Rudd 0.5 **Browns: 43.0, Opponents: 51.0**

RUSHING	NO	YDS	AVG	LG	TD
Jackson, James	195	554	2.8	22	2
White, Jamel	126	443	3.5	51	5
Gay, Ben	51	172	3.4	40	1
Couch, Tim	38	128	3.4	15	0
Morgan, Quincy	2	27	13.5	23	0
Northcutt, Dennis	3	26	8.7	12	0
Frost, Scott	1	1	1.0	1	0
Holcomb, Kelly	1	0	0.0	0	0
Browns	417	1,351	3.2	51	8
Opponents	494	2,208	4.5	54	11

RECEIVING	NO	YDS	AVG	LG	TD
Johnson, Kevin	84	1,097	13.1	55t	9
White, Jamel	44	418	9.5	45	1
Morgan, Quincy	30	432	14.4	78	2
Dawson, JaJuan	22	281	12.8	44	1
Northcutt, Dennis	18	211	11.7	26	0
Santiago, O.J.	17	153	9.0	27	2
Shea, Aaron	14	86	6.1	12	0
King, Andre	11	149	13.5	48	0
Dudley, Rickey	9	115	12.8	27	0
Sellers, Mike	7	73	10.4	28	2
German, Jammi	7	65	9.3	18	0
Jackson, James	7	56	8.0	16	0
Gay, Ben	4	11	2.8	7	0
Moreland, Jake	3	15	5.0	6	0
O'Hara, Shawn	1	2	2.0	2t	1
Couch, Tim	1	-10	-10.0	-10	0
Browns	279	3,154	11.3	78	18
Opponents	309	3,377	10.9	71t	18

INTERCEPTIONS	NO	YDS	AVG	LG	TD
Henry, Anthony	10^	177	17.7	97t	1
Little, Ear	5	33	6.6	15	0
McCutcheon, Daylon	4	62	15.5	32t	1
Fuller, Corey	3	82	27.3	49t	1
Jackson, Ray	3	52	17.3	52	0
Bush, Devin	2	62	31.0	43t	1
Boyer, Brant	2	12	6.0	8	0
Ellsworth, Percy	1	19	19.0	19	0
Miller, Jamir	1	0	0.0	0	0
Roye, Orpheus	1	0	0.0	0	0
Rudd, Dwayne	1	0	0.0	0	0
Browns	33	499	15.1	97t	4
Opponents	21	242	11.5	69t	3

PUNTING	NO	YDS	AVG	IN20	TB	LG	BLK
Gardocki, Chris	99	4,249	42.9	25	9	69	0
Browns	99	4,249	42.9	25	9	69	0
Opponents	74	3,198	43.2	28	8	68	0

PUNT RETURNS	NO	FC	YDS	AVG	LG	TD
Northcutt, Dennis	15	9	86	5.7	32	0
Johnson, Kevin	14	6	117	8.4	24	0
Chapman, Lamar	1	0	1	1.0	1	0
Jackson, Ray	1	0	43	43.0	43	0
Frost, Scott	0	1	0	0	0	0
Browns	31	16	247	8.0	43	0
Opponents	52	12	647	12.4	86	1

KICKOFF RETURNS	NO	YDS	AVG	LG	TD
Gay, Ben	23	513	22.3	42	0
King, Andre	14	279	19.9	27	0
White, Jamel	9	189	21.0	31	0
Morgan, Quincy	7	175	25.0	51	0
Sellers, Mike	4	75	18.8	21	0
Santiago, O.J.	2	1	0.5	5	0
Akins, Chirs	1	0	0.0	0	0
Moreland, Jake	1	14	14.0	14	0
Northcutt, Dennis	1	26	26.0	26	0
Spires, Greg	1	13	13.0	13	0
Browns	62	1,285	20.7	51	0
Opponents	65	1,215	18.7	49	0

FIELD GOALS	1-19	20-29	30-39	40-49	50+	TOT
Dawson, Phil	0/0	10/10	8/9	4/6	0/0	22/25
Browns	0/0	10/10	8/9	4/6	0/0	22/25
Opponents	0/0	8/9	10/11	5/12	2/2	25/34

PASSING	ATT	CMP	YDS	PCT	AV/AT	TD	TD%	INT	INT%	LG	TKLD	RATNG
Couch, Tim	454	272	3,040	59.9	6.70	17	3.7	21	4.6	78	51/ 353	73.1
Holcomb, Kelly	12	7	114	58.3	9.50	1	8.3	0	0.0	25	0/0	118.1
Browns	466	279	3,154	59.9	6.77	18	3.9	21	4.5	78	51/353	74.3
Opponents	552	309	3,377	56.0	6.12	18	3.3	33	6.0	71t	43/288	60.2

^ Tied NFL Lead

2002 (9-7)

COACH: Butch Davis

DIVISION FINISH: 2nd AFC North

2002 USUAL STARTING LINEUPS

OFFENSE

WR	85	Kevin Johnson
LT	77	Ross Verba
LG	79	Barry Stokes
C	64	Dave Wohlabaugh
RG	60	Shaun O'Hara
RT	72	Ryan Tucker
TE	83	Mark Campbell
WR	81	Quincy Morgan
QB	2	Tim Couch
RB	31	William Green
	30	Jamel White
TE	82	Steve Heiden
	80	Aaron Shea

DEFENSE

LE	96	Kenard Lang
LT	94	Gerard Warren
RT	99	Orpheus Roye
RE	92	Courtney Brown
	78	Tyrone Rogers
WLB	57	Dwayne Rudd
MLB	50	Earl Holmes
SLB	56	Darren Hambrick
LCB	25	Corey Fuller
RCB	33	Daylon McCutcheon
SS	24	Robert Griffith
FS	20	Earl Little

RADIO ANNOUNCERS:

Jim Donovan, Doug Dieken (WMJI 105.7 FM, WTAM 1100 AM)

DATE	RESULT	OPPONENT	ATT
9/8	L, 39-40	Kansas City Chiefs	72,938
9/15	W, 20-7	Cincinnati Bengals	73,358
9/22	W, 31-28 (OT)	at Tennessee Titans	68,804
9/29	L, 13-16 (OT)	at Pittsburgh Steelers	62,864
10/6	L, 21-26	Baltimore Ravens	73,688
10/13	L, 3-17	at Tampa Bay Buccaneers	65,625
10/20	W, 34-17	Houston Texans	73,248
10/27	W, 24-21	at New York Jets	78,502
11/3	L, 20-23	Pittsburgh Steelers	73,718
11/17	W, 27-20	at Cincinnati Bengals	64,060
11/24	W, 24-15	at New Orleans Saints	68,295
12/1	L, 6-13	Carolina Panthers	72,718
12/8	W, 21-20	at Jacksonville Jaguars	46,267
12/15	L, 23-28	Indianapolis Colts	73,098
12/22	W, 14-13	at Baltimore Ravens	69,348
12/29	W, 24-16	Atlanta Falcons	73,528

WILD CARD PLAYOFF

1/5	L, 33-36	at Pittsburgh Steelers	62,595
-----	----------	------------------------	--------

TEAM STATISTICS	BROWNS	OPPONENT
Total First Downs	279	291
Rushing	77	107
Passing	171	164
Penalty	31	20
3rd Down: Made/Att	90/222	91/226
3rd Down Pct.	40.4%	40.3%
4th Down: Made/Att	8/10	7/14
4th Down Pct.	80.0%	50.0%
Possession Avg.	29:45	30:15
Total Net Yards	5,027	5,348
Avg. Per Game	314.2	334.3
Total Plays	993	1,024
Avg. Per Play	5.1	5.2
Net Yards Rushing	1,615	2,079
Avg. Per Game	100.9	129.9
Total Rushes	406	483
Net Yards Passing	3,412	3,269
Avg. Per Game	213.3	204.3
Sacked/Yards Lost	35/253	28/172
Gross Yards	3,665	3,441
Att./Completions	552/338	513/299
Completion Pct.	61.2%	58.3%
Had Intercepted	22	17
Punts/Avg.	83/41.3	76/38.7
Net Punting Avg.	83/34.9	76/31.1
Penalties/Yards Lost	107/845	91/726
Fumbles/Ball Lost	18/9	32/12
Touchdowns	40	34
Rushing	10	12
Passing	27	20
Returns	3	2

SCORE BY PERIODS	1ST	2ND	3RD	4TH	OT	TOT
Browns	76	68	77	120	3	344
Opponents	65	95	65	92	3	320

SCORING	RU	PA	ST	DF	PAT	2RU	2PA	FG	SAF	TP
Dawson, Phil	0	0	0	0	34/35	0	0	22/28	0	100
Northcutt, Dennis	1	5	2	0	0	0	1	0	0	50
Morgan, Quincy	0	7	0	0	0	0	1	0	0	44

Davis, Andre'	0	6	1	0	0	0	0	0	0	42
Green, William	6	0	0	0	0	0	0	0	0	36
Johnson, Kevin	0	4	0	0	0	0	0	0	0	24
Campbell, Mark	0	3	0	0	0	0	0	0	0	18
White, Jamel	3	0	0	0	0	0	0	0	0	18
Heiden, Steve	0	1	0	0	0	0	0	0	0	6
Sanders, Darnell	1	0	0	0	0	0	0	0	0	6
Browns	10	27	3	0	34/35	0	2	22/28	0	344
Opponents	12	20	1	1	32/32	0	0	28/37	0	320

SACKS: M.Word 8.0, K.Lang 5.5, B.Boyer 3.0, T.Rogers 3.0, G.Warren 2.0, C.Brown 2.0, D.Rudd 1.0, L.Sanders 1.0, M.Jameson 1.0, O.Roye 0.5 Browns: 28.0, Opponents: 35.0

RUSHING	NO	YDS	AVG	LG	TD
Green, William	243	887	3.7	64t	6
White, Jamel	106	470	4.4	54	3
Northcutt, Dennis	8	104	13.0	36t	1
Couch, Tim	23	77	3.3	14	0
Jackson, James	12	54	4.5	18	0
Holcomb, Kelly	8	9	1.1	7	0
Davis, Andre'	3	7	2.3	9	0
Morgan, Quincy	3	7	2.3	11	0
Browns	406	1,615	4.0	64t	10
Opponent	483	2,079	4.3	75	12

RECEIVING	NO	YDS	AVG	LG	TD
Johnson, Kevin	67	703	10.5	30t	4
White, Jamel	63	452	7.2	33	0
Morgan, Quincy	56	964	17.2	78t	7
Northcutt, Dennis	38	601	15.8	43t	5
Davis, Andre'	37	420	11.4	31	6
Campbell, Mark	25	179	7.2	26	3
Heiden, Steve	17	105	6.2	12	1
Green, William	16	113	7.1	18	0
Shea, Aaron	7	49	7.0	18	0
King, Andre	5	41	8.2	13	0
Sanders, Darnell	3	23	7.7	14t	1
Jackson, James	3	9	3.0	5	0
Jackson, Frisman	1	6	6.0	6	0
Browns	338	3,665	10.8	78t	27
Opponent	299	3,441	11.5	72t	20

INTERCEPTIONS	NO	YDS	AVG	LG	TD
Little, Earl	4	17	4.3	7	0
Griffith, Robert	3	0	0.0	0	0
Henry, Anthony	2	4	2.0	4	0
Lang, Kenard	1	71	71.0	71	0
Sanders, Lewis	1	25	25.0	25	0
McCutcheon, Daylon	1	24	24.0	24	0
Hambrick, Darren	1	6	6.0	6	0
Boyer, Brant	1	1	1.0	1	0
Davis, Andra	1	0	0.0	0	0
Fuller, Corey	1	0	0.0	0	0
Jameson, Michael	1	0	0.0	0	0
Browns	17	148	8.7	71	0
Opponent	22	292	13.3	59	1

PUNTING	NO	YDS	AVG	IN20	TB	LG	BLK
Gardocki, Chris	81	3,388	41.8	27	6	59	0
Dawson, Phil	2	36	18.0	2	0	20	0
Browns	83	3,424	41.3	29	6	59	0
Opponent	76	2,938	38.7	22	7	62	1

PUNT RETURNS	NO	FC	YDS	AVG	LG	TD
Northcutt, Dennis	25	10	367	14.7	87t	2
Davis, Andre'	7	4	33	4.7	15	0
King, Andre	1	0	15	15.0	15	0
Sanders, Lewis	0	0	19	0.0	19	0
Browns	33	14	434	13.2	87t	2
Opponent	42	12	408	9.7	63t	1

KICKOFF RETURNS	NO	YDS	AVG	LG	TD
Davis, Andre'	50	1,068	21.4	95t	1
King, Andre	8	155	19.4	27	0
Jackson, Frisman	3	58	19.3	26	0
Campbell, Mark	2	21	10.5	14	0
White, Jamel	2	21	10.5	11	0
Jackson, James	1	13	13.0	13	0
Browns	66	1,336	20.2	95t	1
Opponent	67	1,366	20.4	82	0

FIELD GOALS	1-19	20-29	30-39	40-49	50+	TOT
Dawson, Phil	0/0	9/10	6/8	5/7	2/3	22/28
Opponent	1/1	7/10	10/12	10/14	0/0	28/37

PASSING	ATT	CMP	YDS	PCT	AV/AT	TD	TD%	INT	INT%	LG	TKLD	RATNG
Couch, Tim	443	273	2,842	61.6	6.42	18	4.1	18	4.1	78t	30/213	76.8
Holcomb, Kelly	106	64	790	60.4	7.45	8	7.5	4	3.8	44t	5/40	92.9
Johnson, Kevin	2	1	33	50.0	16.50	1	50.0	0	0.0	33t	0/0	135.4
Jackson, Frisman	1	0	0	0.0	0.0	0	0.0	0	0.0	0	0/0	39.6
Browns	552	338	3,665	61.2	6.64	27	4.9	22	4.0	78t	35/253	80.5
Opponent	513	299	3,441	58.3	6.71	20	3.9	17	3.3	72t	28/172	77.8

2003 (5-11)

COACH: Butch Davis

DIVISION FINISH: 4th AFC North

2003 USUAL STARTING LINEUPS

OFFENSE			DEFENSE		
WR	87	Andre' Davis	LE	92	Courtney Brown
	85	Kevin Johnson	LT	94	Gerard Warren
LT	79	Barry Stokes	RT	99	Orpheus Roye
LG	60	Shaun O'Hara	RE	96	Kenard Lang
C	50	Jeff Faine	WLB	58	Ben Taylor
	67	Melvin Fowler		52	Brant Boyer
RG	66	Paul Zukauskas	MLB	54	Andra Davis
RT	72	Ryan Tucker	SLB	59	Kevin Bentley
WR	86	Dennis Northcutt	LCB	25	Anthony Henry
WR	81	Quincy Morgan	RCB	33	Daylon McCutcheon
QB	2	Tim Couch	SS	24	Robert Griffith
	10	Kelly Holcomb	FS	20	Earl Little
RB	31	William Green			
	29	James Jackson			
TE	82	Steve Heiden			
	89	Darnell Sanders			

RADIO ANNOUNCERS:

Jim Donovan, Doug Dieken (WMJI 105.7 FM, WTAM 1100 AM)

DATE	RESULT	OPPONENT	ATT
9/7	L, 6-9	Indianapolis Colts	73,358
9/14	L, 13-33	at Baltimore Ravens	69,473
9/21	W, 13-12	at San Francisco 49ers	67,412
9/28	L, 14-21	Cincinnati Bengals	73,428
10/5	W, 33-13	at Pittsburgh Steelers	64,595
10/12	W, 13-7	Oakland Raiders	73,318
10/19	L, 20-26	San Diego Chargers	73,238
10/26	L, 3-9	at New England Patriots	68,436
11/9	L, 20-41	at Kansas City Chiefs	78,560
11/16	W, 44-6	Arizona Cardinals	72,908
11/23	L, 6-13	Pittsburgh Steelers	73,658
11/30	L, 7-34	at Seattle Seahawks	64,680
12/6	L, 20-26	St. Louis Rams	73,108
12/14	L, 20-23 (OT)	at Denver Broncos	75,358
12/21	L, 0-35	Baltimore Ravens	72,548
12/28	W, 22-14	at Cincinnati Bengals	65,362

TEAM STATISTICS	BROWNS	OPPONENT
Total First Downs	276	283
Rushing	91	100
Passing	153	160
Penalty	32	23
3rd Down: Made/Att	74/202	87/222
3rd Down Pct.	36.6%	39.2%
4th Down: Made/Att	6/18	8/13
4th Down Pct.	33.3%	61.5%
Possession Avg.	29:21	30:39
Total Net Yards	4,504	4,959
Avg. Per Game	281.5	309.9
Total Plays	961	994
Avg. Per Play	4.7	5.0
Net Yards Rushing	1,670	2,113
Avg. Per Game	104.4	132.1
Total Rushes	412	457
Net Yards Passing	2,834	2,846
Avg. Per Game	177.1	177.9
Sacked/Yards Lost	40/282	35/203
Gross Yards	3,116	3,049
Att./Completions	509/313	502/297
Completion Pct.	61.5%	59.2%
Had Intercepted	18	15
Punts/Avg.	73/41.8	76/41.4
Net Punting Avg.	73/34.7	76/35.3
Penalties/Yards Lost	98/767	141/1,095
Fumbles/Ball Lost	32/15	24/7
Touchdowns	27	31
Rushing	8	14
Passing	17	13
Returns	2	4

SCORE BY PERIODS	1ST	2ND	3RD	4TH	OT	TOT
Browns	46	79	50	79	0	254
Opponents	74	102	59	84	3	322

SCORING	RU	PA	ST	DF	PAT	2RU	2PA	FG	SAF	TP
Dawson, Phil	0	0	0	0	20/21	0	18/21	0	74	
Davis, Andre'	0	5	0	0	0	0	0	0	30	
Conway, Brett	0	0	0	0	3/3	0	0	0	5/7	0 18
Jackson, James	3	0	0	0	0	0	0	0	0	18
Morgan, Quincy	0	3	0	0	0	0	0	0	0	18

Heinrich, Keith	0	2	0	0	0	0	0	0	0	12
Johnson, Kevin	0	2	0	0	0	0	0	0	0	12
Northcutt, Dennis	0	2	0	0	0	0	0	0	0	12
Suggs, Lee	2	0	0	0	0	0	0	0	0	12
White, Jamel	1	1	0	0	0	0	0	0	0	12
Bower, R.J.	0	1	0	0	0	0	0	0	0	6
Couch, Tim	1	0	0	0	0	0	0	0	0	6
Green, William	1	0	0	0	0	0	0	0	0	6
King, Andre	0	0	1	0	0	0	0	0	0	6
McCutcheon, D.	0	0	0	1	0	0	0	0	0	6
Sanders, Darnell	0	0	0	0	0	0	0	0	0	6
Browns	8	17	1	1	23/24	0	0	23/28	0	254
Opponents	14	13	0	4	31/31	0	0	35/43	0	322

SACKS: K.Lang 8.0, C.Brown 6.0, G.Warren 5.5, A.Davis 5.0, M.Word 4.0, M.Myers 3.0, O.Roye 1.5, T.Rogers 1.0 **Browns: 35.0, Opponents: 40.0**

RUSHING	NO	YDS	AVG	LG	TD
Green, William	142	559	3.9	26	1
Jackson, James	102	382	3.7	18	3
Suggs, Lee	56	289	5.2	78t	2
White, Jamel	70	266	3.8	23	1
Northcutt, Dennis	12	83	6.9	23	0
Couch, Tim	11	39	3.5	17	1
Davis, Andre'	5	28	5.6	7	0
Dawson, Phil	1	14	14.0	14	0
Boyer, Brant	1	7	7.0	7	0
Holcomb, Kelly	8	7	0.9	6	0
Faine, Jeff	1	0	0.0	0	0
Morgan, Quincy	3	-4	-1.3	2	0
Browns	412	1,670	4.1	78t	8
Opponent	457	2,113	4.6	82t	14

RECEIVING	NO	YDS	AVG	LG	TD
Northcutt, Dennis	62	729	11.8	44	2
White, Jamel	46	303	6.6	22	1
Johnson, Kevin	41	381	9.3	41	2
Davis, Andre'	40	576	14.4	49	5
Morgan, Quincy	38	516	13.6	71t	3
Heiden, Steve	18	134	7.4	17	0
Sanders, Darnell	15	95	6.3	12	1
Jackson, James	14	114	8.1	18	0
Green, William	10	50	5.0	12	0
King, Andre	9	88	9.8	28	0
Heinrich, Keith	8	64	8.0	17	2
Mustard, Chad	4	29	7.3	12	0
Jackson, Frisman	2	29	14.5	19	0
Shea, Aaron	2	9	4.5	7	0
Suggs, Lee	2	0	0.0	1	0
Bowers, R.J.	1	2	2.0	2t	1
Couch, Tim	1	-3	-3.0	-3	0
Browns	313	3,116	10.0	71t	17
Opponent	297	3,049	10.3	55t	13

INTERCEPTIONS	NO	YDS	AVG	LG	TD
Little, Earl	6	41	6.8	21	0
Griffith, Robert	2	3	1.5	3	0
McCutcheon, Daylon	1	75	75.0	75t	1
Bentley, Kevin	1	25	25.0	25	0
Henry, Anthony	1	19	19.0	19	0
Boyer, Brant	1	4	4.0	4	0
Bodden, Leigh	1	1	1.0	1	0
Lang, Kenard	1	0	0.0	0	0
Taylor, Ben	1	0	0.0	0	0
Browns	15	168	11.2	75t	1
Opponent	18	391	21.7	54t	4

PUNTING	NO	YDS	AVG	IN20	TB	LG	BLK
Gardocki, Chris	72	3,019	41.9	18	10	60	0
Dawson, Phil	1	29	29.0	1	0	29	0
Browns	73	3,048	41.8	19	10	60	0
Opponent	76	3,146	41.4	18	8	59	1

PUNT RETURNS	NO	YDS	AVG	LG	TD
Northcutt, Dennis	36	295	8.2	38	0
Davis, Andre'	1	7	7.0	7	0
Browns	37	302	8.2	38	0
Opponent	33	316	9.6	49	0

KICKOFF RETURNS	NO	YDS	AVG	LG	TD
Davis, Andre'	38	803	21.1	69	0
Suggs, Lee	14	318	22.7	42	0
King, Andre	9	172	19.3	30	0
Maddox, Nick	3	58	19.3	26	0
Morgan, Quincy	2	67	33.5	47	0
White, Jamel	2	2	1.0	2	0
Jackson, James	1	68	68.0	39	0
Stokes, Barry	1	7	7.0	7	0
Mustard, Chad	1	6	6.0	6	0
Browns	71	1,501	21.1	69	0
Opponent	60	1,231	20.5	77	0

FIELD GOALS	1-19	20-29	30-39	40-49	50+	TOT
Dawson, Phil	2/2	7/7	4/5	3/5	2/2	18/21
Conway, Brett	1/1	0/0	1/3	3/3	0/0	5/7
Browns	3/3	7/7	5/8	6/8	2/2	23/28
Opponent	0/0	13/13	9/10	10/16	3/4	35/43

PASSING	ATT	CMP	YDS	PCT	AV/AT	TD	TD%	INT	INT%	LG	TKLD	RATNG
Holcomb, Kelly	302	193	1,797	63.9	5.95	10	3.3	12	4.0	68t	21/166	74.6
Couch, Tim	203	120	1,319	59.1	6.50	7	3.4	6	3.0	71t	19/116	77.6
Boyer, Brant	1	0	0	0.0	0.00	0	0.0	0	0.0	0	0/0	39.6
Jackson, Frisman	1	0	0	0.0	0.0	0	0.0	0	0.0	0	0/0	39.6
Johnson, Kevin	1	0	0	0.0	0.0	0	0.0	0	0.0	0	0/0	39.6
Northcutt, Dennis	1	0	0	0.0	0.0	0	0.0	0	0.0	0	0/0	39.6
Browns	509	313	3,116	61.5	6.12	17	3.3	18	3.5	71t	40/282	75.2
Opponent	502	297	3,049	59.2	6.07	13	2.6	15	3.0	55t	35/203	72.9

2004 (4-12)

COACH: Butch Davis (first 11 games)/Terry Robiskie (final 5 games)
DIVISION FINISH: 4th AFC North
2004 USUAL STARTING LINEUPS

OFFENSE		DEFENSE	
WR 81	Antonio Bryant	LDE 98	Ebenezer Ekuban
LT 77	Ross Verba	LDT 61	Gerard Warren
LG 70	Enoch DeMar	RDT 99	Orpheus Roye
C 50	Jeff Faine	RDE 96	Kenard Lang
RG 63	Kelvin Garmon	WLB 57	Warrick Holdman
RT 73	Joaquin Gonzalez	MLB 54	Andra Davis
	72 Ryan Tucker	SLB 51	Chaun Thompson
TE 82	Steve Heiden	LCB 37	Anthony Henry
WR 86	Dennis Northcutt	RCB 33	Daylon McCutcheon
QB 5	Jeff Garcia	SS 24	Robert Griffith
FB 42	Terrelle Smith	FS 20	Earl Little
RB 31	William Green		
	44 Lee Suggs		

RADIO ANNOUNCERS:
 Jim Donovan, Doug Dieken (WMJI 105.7 FM, WTAM 1100 AM)

DATE	RESULT	OPPONENT	ATT
9/12	W, 20-3	Baltimore Ravens	73,068
9/19	L, 12-19	at Dallas Cowboys	63,119
9/26	L, 10-27	at New York Giants	78,521
10/3	W, 17-13	Washington Redskins	73,348
10/10	L, 23-34	at Pittsburgh Steelers	63,609
10/17	W, 34-17	Cincinnati Bengals	73,263
10/24	L, 31-34 (OT)	Philadelphia Eagles	73,394
11/7	L, 13-27	at Baltimore Ravens	69,781
11/14	L, 10-24	Pittsburgh Steelers	73,703
11/21	L, 7-10	New York Jets	72,547
11/28	L, 48-58	at Cincinnati Bengals	65,677
12/5	L, 15-42	New England Patriots	73,028
12/12	L, 7-37	at Buffalo Bills	72,330
12/19	L, 0-21	San Diego Chargers	72,489
12/26	L, 7-10	at Miami Dolphins	73,169
1/2	W, 22-14	at Houston Texans	70,724

TEAM STATISTICS	BROWNS	OPPONENT
Total First Downs	245	307
Rushing	94	141
Passing	125	144
Penalty	26	22
3rd Down: Made/Att	59/203	78/216
3rd Down Pct.	29.1%	36.1%
4th Down: Made/Att	7/16	7/16
4th Down Pct.	43.8%	43.8%
Possession Avg.	28:03	31:57
Total Net Yards	4,481	5,215
Avg. Per Game	280.1	325.9
Total Plays	921	1,024
Avg. Per Play	4.9	5.1
Net Yards Rushing	1,657	2,314
Avg. Per Game	103.6	144.6
Total Rushes	441	532
Net Yards Passing	2,824	2,901
Avg. Per Game	176.5	181.3
Sacked/Yards Lost	41/252	32/190
Gross Yards	3,076	3,091
Att./Completions	439/251	460/277
Completion Pct.	57.2%	60.2%
Had Intercepted	21	15
Punts/Average	85/40.0	85/41.6
Net Punting Avg.	85/35.4	85/33.9
Penalties/Yards	115/854	109/890
Fumbles/Ball Lost	32/19	20/13
Touchdowns	29	45
Rushing	6	22
Passing	21	17
Returns	2	6

SCORE BY PERIODS	1ST	2ND	3RD	4TH	OT	TOT
Browns	67	62	55	92	0	276
Opponents	107	107	72	101	3	390

SCORING	RU	PA	ST	DF	PAT	2RU	2PA	FG	SAF	TP	
Dawson, Phil	0	0	0	0	28/28	0	0	0	24/29	0	100
Heiden, Steve	0	5	0	0	0	0	0	0	0	0	32
Bryant, Antonio	0	4	0	0	0	0	0	0	0	0	24
Shea, Aaron	0	4	0	0	0	0	0	0	0	0	24

Morgan, Quincy	0	3	0	0	0	0	0	0	0	18	
Suggs, Lee	2	1	0	0	0	0	0	0	0	18	
Davis, Andre'	0	2	0	0	0	0	0	0	0	12	
Garcia, Jeff	2	0	0	0	0	0	0	0	0	12	
Green, William	2	0	0	0	0	0	0	0	0	12	
Northcutt, Dennis	0	2	0	0	0	0	0	0	0	12	
Alston, Richard	0	0	1	0	0	0	0	0	0	6	
Crocker, Chris	0	0	1	0	0	0	0	0	0	6	
Browns	6	21	2	0	28/28	0	0	0	24/29	0	276
Opponents	22	17	6	0	44/44	0	0	0	24/28	1	390

SACKS: E.Ekuban 8.0, K.Lang 7.0, G.Warren 4.0, A.McKinley 3.0, C.Thompson 2.5, C.Crocker 2.0, T.Rogers 1.5, O.Roye 1.0, M.Myers 1.0, R.Griffith 1.0, W.Holdman 0.5, A.Davis 0.5 **Browns: 32.0, Opponents: 41.0**

RUSHING	NO	YDS	AVG	LG	TD
Suggs, Lee	199	744	3.7	39	2
Green, William	163	585	3.6	46	2
Garcia, Jeff	35	169	4.8	21	2
Jackson, James	12	81	6.8	38	0
Echemandu, Adam	8	25	3.1	6	0
McCown, Luke	6	25	4.2	11	0
Northcutt, Dennis	8	19	2.4	8	0
Smith, Terelle	4	9	2.3	4	0
Jackson, Frisman	1	4	4.0	4	0
Frost, Derrick	1	1	1.0	1	0
Holcomb, Kelly	3	-2	-7.0	0	0
Davis, Andre'	1	-3	-3.0	-3	0
Browns	441	1,657	3.8	46	6
Opponents	532	2,314	4.3	52	22

RECEIVING	NO	YDS	AVG	LG	TD
Bryant, Antonio	42	546	13.0	55t	4
Northcutt, Dennis	55	806	14.7	58t	2
Heiden, Steve	28	287	10.3	30	5
Shea, Aaron	26	252	9.7	35	4
Suggs, Lee	20	178	8.9	59t	1
Davis, Andre'	16	416	26.0	99t	2
Green, William	14	84	6.0	17	0
Jackson, Frisman	13	168	12.9	24	0
Morgan, Quincy	9	144	16.0	46t	3
Smith, Terelle	7	39	5.6	16	0
Jackson, James	6	22	3.7	13	0
Winslow, Kellen	5	50	10.0	21	0
King, Andre	5	49	9.8	16	0
Echemandu, Adam	3	25	8.3	19	0
Mustard, Chad	1	9	9.0	9	0
Heinrich, Keith	1	1	1.0	1	0
Browns	251	3,076	12.3	99t	21
Opponents	277	3,091	11.2	72t	17

INTERCEPTIONS	NO	YDS	AVG	LG	TD
Henry, Anthony	4	83	20.8	51	0
Davis, Andre'	3	35	11.7	30	0
Sanders, Lewis	2	36	18.0	24	0
McCutcheon, Daylon	2	0	0.0	2	0
Gardner, Barry	1	30	30.0	30	0
Little, Earl	1	28	28.0	28	0
Crocker, Chris	1	20	20.0	20t	1
Griffith, Robert	1	18	18.0	18	0
Browns	15	250	16.7	51	1
Opponents	21	232	11.0	106t	2

PUNTING	NO	YDS	AVG	IN20	TB	LG	BLK
Frost, Derrick	85	3,404	40.0	35.4	4	24	54
Browns	85	3,404	40.0	35.4	4	24	54
Opponents	85	3,537	41.6	33.9	11	21	62

PUNT RETURNS	NO	FC	YDS	AVG	LG	TD
Northcutt, Dennis	36	12	432	12.0	44	0
Browns	36	12	432	12.0	44	0
Opponents	48	10	313	6.5	49	0

KICKOFF RETURNS	NO	YDS	AVG	LG	TD
Alston, Richard	46	1,016	22.1	93t	1
Brown, Dee	13	243	18.7	30	0
King, Andre	5	95	19.0	24	0
Jackson, Frisman	4	70	17.5	22	0
Jackson, James	2	39	19.5	23	0
Mustard, Chad	2	13	6.5	9	0
Shea, Aaron	2	19	9.5	13	0
Sanders, Lewis	1	9	9.0	10	0
Browns	75	1,504	20.1	93t	1
Opponents	59	1,336	22.6	93t	1

FIELD GOALS	1-19	20-29	30-39	40-49	50+	TOT
Dawson, Phil	0/0	11/11	6/8	6/9	1/1	24/29
Browns	0/0	11/11	6/8	6/9	1/1	24/29
Opponents	0/0	7/8	9/9	6/9	2/2	24/28

PASSING	ATT	CMP	YDS	PCT	AV/AT	TD	TD%	INT	INT%	LG	TKLD	RATNG
Garcia, Jeff	252	144	1,731	57.1	6.87	10	4.0	9	3.6	99t	24/99	76.7
McCown, Luke	98	48	608	49.0	6.20	4	4.1	7	7.1	58t	12/122	52.6
Holcomb, Kelly	87	59	737	67.8	8.47	7	8.0	5	5.7	55t	5/31	96.8
Echemandu, Adam	1	0	0	0.0	0.00	0	0.0	0	0.0	0	0/0	39.6
Jackson, Frisman	1	0	0	0.0	0.00	0	0.0	0	0.0	0	0/0	39.6
Browns	439	251	3,076	57.2	7.01	21	4.8	21	4.8	99t	41/252	74.9
Opponents	460	277	3,091	60.2	6.72	17	3.7	15	3.3	72t	32/190	79.0

2005 (6-10)

COACH: Romeo Crennel

DIVISION FINISH: 4th AFC North

2005 USUAL STARTING LINEUPS

OFFENSE

WR	81	Antonio Bryant
LT	70	L.J. Shelton
LG	63	Joe Andruzzi
C	50	Jeff Faine
RG	60	Cosey Coleman
RT	72	Ryan Tucker
TE	82	Steve Heiden
WR	86	Dennis Northcutt
QB	8	Trent Dilfer
	9	Charlie Frye
FB	42	Terrelle Smith
RB	34	Reuben Droughns

DEFENSE

LDE	97	Alvin McKinley
NT	95	Jason Fisk
RDE	99	Orpheus Roye
LLB	55	Matt Stewart
MLB	54	Andra Davis
WLB	58	Ben Taylor
RLB	51	Chaun Thompson
LCB	24	Gary Baxter
	28	Leigh Bodden
RCB	33	Daylon McCutcheon
SS	25	Chris Crocker
FS	27	Brian Russell

RADIO ANNOUNCERS:

Jim Donovan, Doug Dieken (WMJI 105.7 FM, WTAM 1100 AM)

DATE	RESULT	OPPONENT	ATT
9/11	L, 13-27	Cincinnati Bengals	73,013
9/18	W, 26-24	at Green Bay Packers	70,400
9/25	L, 6-13	at Indianapolis Colts	57,127
10/9	W, 20-10	Chicago Bears	73,079
10/16	L, 3-16	at Baltimore Ravens	70,196
10/23	L, 10-13	Detroit Lions	72,923
10/30	L, 16-19	at Houston Texans	70,064
11/6	W, 20-14	Tennessee Titans	72,594
11/13	L, 21-34	at Pittsburgh Steelers	63,491
11/20	W, 22-0	Miami Dolphins	72,773
11/27	L, 12-24	at Minnesota Vikings	63,814
12/4	L, 14-20	Jacksonville Jaguars	70,941
12/11	L, 20-23	at Cincinnati Bengals	65,788
12/18	W, 9-7	at Oakland Raiders	41,862
12/24	L, 0-41	Pittsburgh Steelers	73,136
1/6	W, 20-16	Baltimore Ravens	69,871

TEAM STATISTICS	BROWNS	OPPONENT
Total First Downs	241	292
Rushing	76	116
Passing	149	161
Penalty	16	15
3rd Down: Made/Att	67/203	87/215
4th Down: Made/Att.	7/18	8/18
Possession Avg.	28:00	32:00
Total Net Yards	4,550	5,069
Avg. Per Game	284.3	316.8
Total Plays	938	1,021
Avg. Per Play	4.9	5.0
Net Yards Rushing	1,503	2,202
Avg. Per Game	93.9	137.6
Total Rushes	395	527
Net Yards Passing	3,047	2,867
Avg. Per Game	190.4	179.2
Sacked/Yards Lost	46/276	23/142
Gross Yards	3,323	3,009
Att./Completions	498/297	471/279
Had Intercepted	17	15
Punts/Average	80/40.4	72/42.5
Net Punting Avg.	80/33.8	72/35.1
Penalties/Yards	99/770	97/716
Fumbles/Ball Lost	27/13	21/8
Touchdowns	22	31

SCORE BY PERIODS	1ST	2ND	3RD	4TH	OT	TOT
Browns	56	65	52	59	0	232
Opponents	58	102	81	60	0	301

SCORING	RU	PA	ST	DF	PAT	2RU	2PA	FG	SAF	TP
Dawson, Phil	0	0	0	0	19/21	0	0	27/29	0	100
Bryant, Antonio	4	0	0	0	0/0	0	0	0/0	0	24
Edwards, Braylon	3	0	0	0	0/0	0	0	0/0	0	18
Heiden, Steve	0	3	0	0	0/0	0	0	0/0	0	18
Northcutt, Dennis	0	2	1	0	0/0	0	0	0/0	0	18
Droughns, Reuben	2	0	0	0	0/0	0	0	0/0	0	12
Bodden, Leigh	0	0	1	0	0/0	0	0	0/0	0	6
Cribbs, Joshua	0	0	1	0	0/0	0	0	0/0	0	6

Frye, Charlie	1	0	0	0	0/0	0	0	0/0	0	6
Jackson, Frisman	0	1	0	0	0/0	0	0	0/0	0	6
Shea, Aaron	0	1	0	0	0/0	0	0	0/0	0	6
Smith, Terrelle	0	1	0	0	0/0	0	0	0/0	0	6
Wright, Jason	1	0	0	0	0/0	0	0	0/0	0	6
Browns	4	15	3	0	19/21	0	0	27/29	0	232
Opponents	11	19	1	0	31/31	0	0	28/35	0	301

SACKS: A.McKinley 5.0, C.Thompson 5.0, O.Roye 3.0, A.Davis 2.0, C.Crocker 2.0, K.Lang 2.0, N.Eason 2.0, E.Kelley 1.0, B.Pool 1.0 **Browns: 23.0, Opponents: 46.0**

RUSHING	NO	YDS	AVG	LG	TD
Droughns, Reuben	309	1,232	4.0	75t	2
Green, William	20	78	3.9	17	0
Frye, Charlie	18	60	3.3	16	1
Dilfer, Trent	20	46	2.3	12	0
Northcutt, Dennis	2	33	16.5	31	0
Wright, Jason	11	27	2.5	6t	1
Suggs, Lee	8	15	1.9	7	0
Smith, Terrelle	6	9	1.5	4	0
Bryant, Antonio	1	3	3.0	3	0
Browns	395	1,503	3.8	75t	4
Opponents	527	2,202	4.2	80t	11

RECEIVING	NO	YDS	AVG	LG	TD
Bryant, Antonio	69	1,009	14.6	54	4
Heiden, Steve	43	401	9.3	62t	3
Northcutt, Dennis	42	441	10.5	58t	2
Droughns, Reuben	39	369	9.5	51	0
Edwards, Braylon	32	512	16.0	80t	3
Jackson, Frisman	24	287	12.0	68t	1
Shea, Aaron	18	153	8.5	27	1
Smith, Terrelle	12	58	4.8	9	1
Suggs, Lee	6	26	4.3	8	0
Green, William	5	30	6.0	14	0
Wright, Jason	3	15	5.0	15	0
Irons, Paul	2	16	8.0	14	0
Cribbs, Joshua	1	7	7.0	7	0
Faine, Jeff	1	-1	-1.0	-1	0
Browns	297	3,323	11.2	80t	15
Opponents	279	3,009	10.8	51t	19

INTERCEPTIONS	NO	YDS	AVG	LG	TD
Russell, Brian	3	50	16.7	37	0
Bodden, Leigh	3	6	2.0	6	0
Crocker, Chris	2	35	17.5	24	0
McCutcheon, Daylon	2	14	7.0	14	0
Baxter, Gary	2	10	5.0	10	0
Davis, Andre'	1	14	14.0	14	0
Pool, Brodney	1	1	1.0	1	0
Stewart, Matt	1	0	0.0	0	0
Browns	15	130	8.7	37	0
Opponents	17	215	12.6	72	0

PUNTING	NO	YDS	AVG	IN20	TB	LG	BLK
Richardson, Kyle	78	3,181	40.8	34.0	9	61	0
Dawson, Phil	2	53	26.5	26.5	0	31	0
Browns	80	3,234	40.4	33.8	9	61	0
Opponents	72	3,058	42.5	35.1	8	60	0

PUNT RETURNS	NO	FC	YDS	AVG	LG	TD
Northcutt, Dennis	35	13	368	10.5	62t	1
Cribbs, Joshua	1	0	5	5.0	5	0
Jones, Sean	1	0	0	0.0	0	0
Browns	37	13	373	10.1	62t	1
Opponents	36	9	347	9.6	51	0

KICKOFF RETURNS	NO	YDS	AVG	LG	TD
Cribbs, Joshua	45	1,094	24.3	90t	1
Droughns, Reuben	5	119	23.8	35	0
Green, William	5	79	15.8	22	0
Perkins, Antonio	3	82	27.3	35	0
McIntyre, Carey	3	47	15.7	17	0
Shea, Aaron	3	29	9.7	13	0
Smith, Terrelle	2	24	12.0	13	0
Wright, Jason	1	17	17.0	17	0
Jackson, Frisman	1	15	15.0	15	0
Browns	68	1,506	22.1	90t	1
Opponents	56	1,182	21.1	63	0

FIELD GOALS	1-19	20-29	30-39	40-49	50+	TOT
Dawson, Phil	2/2	11/11	9/11	5/5	0/0	27/29
Browns	2/2	11/11	9/11	5/5	0/0	27/29
Opponents	0/0	10/10	11/12	6/10	1/3	28/35

PASSING	ATT	CMP	YDS	PCT	AV/AT	TD	TD%	INT	INT%	LG	TKLD	RATNG
Dilfer, Trent	333	199	2,321	59.8	6.97	11	3.3	12	3.6	80t	23/139	76.9
Frye, Charlie	164	98	1,002	59.4	6.07	4	2.4	5	3.6	45	22/135	72.8
Jackson, Frisman	0	0	0	0	0	0	0	0	0	0	1/2	0
Browns	498	297	3,323	59.6	6.67	15	3.0	17	3.6	80t	46/276	75.4
Opponents	471	279	3,009	59.2	6.39	19	4.0	15	3.2	51t	23/142	78.2

2006 (4-12)

COACH: Romeo Crennel

DIVISION FINISH: 4th AFC North

2006 USUAL STARTING LINEUPS

OFFENSE

WR	84	Joe Jurevicius
LT	77	Kevin Shaffer
LG	63	Joe Andruzzi
C	66	Hank Fraley
RG	60	Cosey Coleman
RT	72	Ryan Tucker
TE	80	Kellen Winslow
WR	17	Braylon Edwards
QB	9	Charlie Frye
FB	42	Terrelle Smith
RB	34	Reuben Droughns

DEFENSE

LDE	99	Orpheus Roye
NT	92	Ted Washington
RDE	97	Alvin McKinley
LLB	55	Willie McGinest
MLB	54	Andra Davis
WLB	58	D'Qwell Jackson
RLB	95	Kameron Wimbley
LCB	28	Leigh Bodden
RCB	39	Daven Holly
SS	26	Sean Jones
FS	27	Brian Russell

RADIO ANNOUNCERS:

Jim Donovan, Doug Dieken (WMJI 105.7 FM, WTAM 1100 AM)

DATE	RESULT	OPPONENT	ATT
9/10	L, 14-19	New Orleans Saints	72,915
9/17	L, 17-34	at Cincinnati Bengals	66,072
9/24	L, 14-15	Baltimore Ravens	72,474
10/1	W, 24-21	at Oakland Raiders	61,426
10/8	L, 12-20	at Carolina Panthers	73,520
10/22	L, 7-17	Denver Broncos	73,024
10/29	W, 20-13	New York Jets	72,507
11/5	L, 25-32	at San Diego Chargers	65,558
11/12	W, 17-13	at Atlanta Falcons	70,793
11/19	L, 20-24	Pittsburgh Steelers	73,296
11/26	L, 0-30	Cincinnati Bengals	72,926
12/3	W, 31-28 (OT)	Kansas City Chiefs	71,927
12/7	L, 7-27	at Pittsburgh Steelers	55,246
12/17	L, 17-27	at Baltimore Ravens	70,857
12/24	L, 7-22	Tampa Bay Buccaneers	69,603
12/31	L, 6-14	at Houston Texans	70,097

TEAM STATISTICS	BROWNS	OPPONENT
Total First Downs	250	303
Rushing	72	107
Passing	153	178
Penalty	25	18
3rd Down: Made/Att	70/209	100/228
3rd Down Pct.	33.5%	43.9%
4th Down: Made/Att	6/15	4/10
4th Down Pct.	40.0%	40.0%
Possession Avg.	29:21	30:39
Total Net Yards	4,233	5,517
Avg. Per Game	264.6	344.8
Total Plays	938	1,041
Avg. Per Play	4.5	5.3
Net Yards Rushing	1,335	2,275
Avg. Per Game	83.4	142.2
Total Rushes	372	514
Net Yards Passing	2,898	3,242
Avg. Per Game	181.1	202.6
Sacked/Yards Lost	54/349	28/137
Gross Yards	3,247	3,379
Att./Completions	512/318	499/283
Completion Pct.	62.1%	56.7%
Had Intercepted	25	18
Punts/Average	83/43.6	77/43.0
Net Punting Avg.	37.9	36.9
Penalties/Yards	74/687	84/678
Fumbles/Ball Lost	23/17	13/9
Touchdowns	25	40
Rushing	7	14
Passing	15	20
Returns	3	6

SCORE BY PERIODS	1ST	2ND	3RD	4TH	OT	TOT
Browns	29	74	41	91	3	— 238
Opponents	64	90	95	107	0	— 356

SCORING	RU	PA	ST	DF	PAT	2RU	2PA	FG	SAF	TP
Dawson, Phil	0	0	0	0	25/25	0	0	21/29	0	88
Edwards, Braylon	6	0	0	0	0/0	0	0	0/0	0	36
Droughns, Reuben	4	0	0	0	0/0	0	0	0/0	0	24

Jurevicius, Joe	3	0	3	0	0	0	0/0	0/0	0	18
Frye, Charlie	3	3	0	0	0	0	0/0	0/0	0	18
Winslow, Kellen	3	0	3	0	0	0	0/0	0/0	0	18
Holly, Daven	2	0	0	2	0	0	0/0	0/0	0	12
Heiden, Steve	2	0	2	0	0	0	0/0	0/0	0	12
Dinkins, Darnell	1	0	1	0	0	0	0/0	0/0	0	6
Cribbs, Joshua	1	0	0	1	0	0	0/0	0/0	0	6
Browns	25	7	15	3	0	0	25/25	21/29	0	238
Opponents	40	14	20	6	0	0	36/38	26/31	1	356

SACKS: K.Wimbley 11.0, S.Fraser 4.5, W.McGinest 4.0, C.Thompson 2.0, A.McKinley 1.0, M.Stewart 1.0, A.Davis 1.0, B.Pool 1.0, L.Williams 1.0, O.Roye 1.0, S.Jones 0.5 **Browns: 28.0, Opponents: 54.0**

RUSHING	NO	YDS	AVG	LG	TD
Droughns, Reuben	220	758	3.4	22	4
Frye, Charlie	47	215	4.6	17	3
Wright, Jason	62	189	3.0	18	0
Harrison, Jerome	20	60	3.0	15	0
Anderson, Derek	4	47	11.8	33	0
Northcutt, Dennis	3	32	10.7	16	0
Smith, Terrelle	8	14	1.8	3	0
Cribbs, Joshua	2	11	5.5	9	0
Edwards, Braylon	3	7	2.3	8	0
Vickers, Lawrence	3	2	0.7	2	0
Browns	372	1,335	3.6	33	7
Opponents	514	2,275	4.4	59t	14

RECEIVING	NO	YDS	AVG	LG	TD
Winslow, Kellen	89	875	9.8	40	3
Edwards, Braylon	61	884	14.5	75	6
Jurevicius, Joe	40	495	12.4	52	3
Heiden, Steve	36	249	6.9	13	2
Droughns, Reuben	27	169	6.3	24	0
Northcutt, Dennis	22	228	10.4	43	0
Cribbs, Joshua	10	91	9.1	14	0
Harrison, Jerome	9	47	5.2	12	0
Smith, Terrelle	8	21	2.6	7	0
Wright, Jason	6	82	13.7	54	0
Vickers, Lawrence	6	60	10.0	29	0
Wilson, Travis	2	32	16.0	16	0
Dinkins, Darnell	2	14	7.0	11	1
Browns	318	3,247	10.2	75	15
Opponents	283	3,379	11.9	77t	20

INTERCEPTIONS	NO	YDS	AVG	LG	TD
Holly, Daven	5	127	25.4	57t	1
Jones, Sean	5	46	9.2	19	0
Bodden, Leigh	2	48	24.0	35	0
Davis, Andre'	2	19	9.5	19	0
Baxter, Gary	1	10	10.0	10	0
Russell, Brian	1	6	6.0	6	0
McGinest, Willie	1	0	0.0	0	0
Pool, Brodney	1	0	0.0	0	0
Browns	18	256	14.2	57t	1
Opponents	25	273	10.9	37	2

PUNTING	NO	YDS	AVG	IN20	TB	LG	BLK
Zastudil, Dave	81	3,563	44.0	38.4	7	61	0
Dawson, Phil	2	58	29.0	19.0	1	31	0
Browns	83	3,621	43.6	37.9	8	61	0
Opponents	77	3,309	43.0	36.9	5	69	0

PUNT RETURNS	NO	FC	YDS	AVG	LG	TD
Northcutt, Dennis	28	13	312	11.1	81	0
Cribbs, Joshua	6	3	51	8.5	34	0
Jones, Sean	1	0	8	8.0	8	0
Unck, Mason	1	0	0	0.0	0	0
Browns	36	16	371	10.3	81	0
Opponents	43	11	312	7.3	37	0

KICKOFF RETURNS	NO	YDS	AVG	LG	TD
Cribbs, Joshua	61	1,494	24.5	92t	1
Vickers, Lawrence	5	84	16.8	22	0
Dinkins, Darnell	3	44	14.7	20	0
Heiden, Steve	1	11	11.0	11	0
Friedman, Lennie	1	2	2.0	2	0
Browns	71	1,635	23.0	92t	1
Opponents	48	1,053	21.9	99t	1

FIELD GOALS	1-19	20-29	30-39	40-49	50+	TOT
Dawson, Phil	0/0	5/6	9/10	6/12	1/1	21/29
Browns	0/0	5/6	9/10	6/12	1/1	21/29
Opponents	1/1	12/12	6/7	6/8	1/3	26/31

PASSING	ATT	CMP	YDS	PCT	AV/AT	TD	TD%	INT	INT%	LG	TKLD	RATNG
Frye, Charlie	393	252	2,454	64.1	6.2	10	2.5	17	4.3	75	44/262	72.0
Anderson, Derek	117	66	793	56.4	6.8	5	4.3	8	6.8	54	8/66	63.1
Dorsey, Ken	1	0	0	0.0	0.0	0	0.0	0	0.0	0	1/7	39.6
Cribbs, Joshua	1	0	0	0.0	0.0	0	0.0	0	0.0	0	0/0	39.6
Winslow, Kellen	0	0	0	0.0	0.0	0	0.0	0	0.0	0	1/14	0.0
Browns	512	318	3,247	62.1	6.3	15	2.9	25	4.9	75	54/349	69.7
Opponents	499	283	3,379	56.7	6.8	20	4.0	18	3.6	77t	28/137	75.9

2007 (10-6)

COACH: Romeo Crennel

DIVISION FINISH: 2nd AFC North

2007 USUAL STARTING LINEUPS

OFFENSE

WR	84	Joe Jurevicius
LT	73	Joe Thomas
LG	65	Eric Steinbach
C	66	Hank Fraley
RG	68	Seth McKinney
	72	Ryan Tucker
RT	77	Kevin Shaffer
TE	80	Kellen Winslow
WR	17	Braylon Edwards
QB	3	Derek Anderson
FB	47	Lawrence Vickers
RB	31	Jamal Lewis

DEFENSE

LDE	99	Orpheus Roye
	91	Shaun Smith
NT	78	Ethan Kelley
	92	Ted Washington
RDE	98	Robaire Smith
LLB	55	Willie McGinest
MLB	54	Andra Davis
WLB	58	D'Qwell Jackson
RLB	95	Kameron Wimbley
LCB	28	Leigh Bodden
RCB	24	Eric Wright
SS	26	Sean Jones
FS	21	Brodney Pool

RADIO ANNOUNCERS:

Jim Donovan, Doug Dieken (WMJI 105.7 FM, WTAM 1100 AM)

DATE	RESULT	OPPONENT	ATT
9/9	L, 7-34	Pittsburgh Steelers	73,089
9/16	W, 51-45	Cincinnati Bengals	72,801
9/23	L, 24-26	at Oakland Raiders	51,075
9/30	W, 27-13	Baltimore Ravens	73,024
10/7	L, 17-34	at New England Patriots	68,756
10/14	W, 41-31	Miami Dolphins	73,198
10/28	W, 27-20	at St. Louis Rams	62,777
11/4	W, 33-30 (OT)	Seattle Seahawks	72,927
11/11	L, 28-31	at Pittsburgh Steelers	64,781
11/18	W, 33-30 (OT)	at Baltimore Ravens	71,055
11/25	W, 27-17	Houston Texans	72,926
12/2	L, 21-27	at Arizona Cardinals	64,791
12/9	W, 24-18	at New York Jets	76,822
12/16	W, 8-0	Buffalo Bills	73,196
12/23	L, 14-19	at Cincinnati Bengals	66,023
12/30	W, 20-7	San Francisco 49ers	73,041

TEAM STATISTICS	BROWNS	OPPONENT
Total First Downs	315	335
Rushing	110	100
Passing	192	211
Penalty	13	24
3rd Down: Made/Att	86/204	79/215
3rd Down Pct.	42.2%	36.7%
4th Down: Made/Att	6/15	11/25
4th Down Pct.	40.0%	44.0%
Possession Avg.	29:10	30:50
Total Net Yards	5,621	5,753
Avg. Per Game	351.3	359.6
Total Plays	1,004	1,066
Avg. Per Play	5.6	5.4
Net Yards Rushing	1,895	2,072
Avg. Per Game	118.4	129.5
Total Rushes	440	460
Net Yards Passing	3,726	3,681
Avg. Per Game	232.9	230.1
Sacked/Yards Lost	19/140	28/186
Gross Yards	3,866	3,867
Attempts/Completions	545/305	578/340
Completion Pct.	56.0%	58.8%
Had Intercepted	20	17
Punts/Average	69/42.0	69/40.2
Net Punting Avg.	35.8	32.9
Penalties/Yards	114/868	80/581
Fumbles/Ball Lost	22/9	19/10
Touchdowns	46	41
Rushing	13	8
Passing	29	29
Returns	4	4

SCORE BY PERIODS	1ST	2ND	3RD	4TH	OT	TOT
Browns	60	144	87	105	6	— 402
Opponents	85	112	82	103	0	— 382

SCORING	TD	RU	PA	RT	PAT	FG	2PT	PTS
Dawson, Phil	0	0	0	0	42/43	26/30	0	120
Edwards, Braylon	16	0	0	0/0	0/0	0	0	96
Lewis, Jamal	11	9	2	0	0/0	0/0	0	66
Winslow, Kellen	5	0	5	0	0/0	0/0	1	32
Jurevicius, Joe	3	0	3	0	0/0	0/0	1	20
Cribbs, Joshua	3	0	0	3	0/0	0/0	0	18
Anderson, Derek	3	0	0	0	0/0	0/0	0	18
Vickers, Lawrence	2	0	2	0	0/0	0/0	0	12
Pool, Brodney	1	0	0	1	0/0	0/0	0	6
Carter, Tim	1	0	1	0	0/0	0/0	0	6
Wright, Jason	1	1	0	0	0/0	0/0	0	6
Browns	46	13	29	4	42/43	26/30	2	402
Opponents	41	8	29	4	38/38	32/35	1	382

SACKS: K.Wimbley 5.0, R.Smith 4.0, A.PEEK 4.0, L.Williams 4.0, W.McGinest 3.0, S.Smith 2.0, E.Wright 1.0, E.Kelley 1.0, M.Adams 1.0, D.Jackson 1.0, C.Thompson 1.0, S.Jones 0.5, O.Roye 0.5 **Browns: 28.0, Opponents: 19.0**

RUSHING	NO	YDS	AVG	LG	TD
Lewis, Jamal	298	1,304	4.4	66t	9
Wright, Jason	60	277	4.6	18	1
Harrison, Jerome	23	142	6.2	17	0
Anderson, Derek	32	70	2.2	11	3
Cribbs, Joshua	9	61	6.8	18	0
Vickers, Lawrence	15	43	2.9	7	0
Frye, Charlie	1	1	1.0	1	0
Zastudil, Dave	2	-3	-1.5	0	0
Browns	440	1,895	4.3	66t	13
Opponents	460	2,072	4.5	37	8

RECEIVING	NO	YDS	AVG	LG	TD
Winslow, Kellen	82	1,106	13.5	49	5
Edwards, Braylon	80	1,289	16.1	78t	16
Jurevicius, Joe	50	614	12.3	50	3
Lewis, Jamal	30	248	8.3	34	2
Wright, Jason	24	233	9.7	23	0
Vickers, Lawrence	13	91	7.0	25	2
Heiden, Steve	12	104	8.7	27	0
Carter, Tim	8	117	14.6	22	1
Cribbs, Joshua	3	37	12.3	18	0
Harrison, Jerome	2	19	9.5	15	0
Dinkins, Darnell	1	8	8.0	8	0
Browns	305	3,866	12.7	78t	29
Opponents	340	3,867	11.4	42	29

INTERCEPTIONS	NO	YDS	AVG	LG	TD
Bodden, Leigh	6	75	12.5	26	0
Jones, Sean	5	37	7.4	26	0
Pool, Brodney	2	103	51.5	100t	1
McDonald, Brandon	2	0	0.0	0	0
Jackson, D'Qwell	1	1	1.0	1	0
Wright, Eric	1	0	0.0	0	0
Browns	17	216	12.7	100t	1
Opponents	20	422	21.1	71t	2

PUNTING	NO	YDS	AVG	NET	TB	IN	LG	B
Zastudil, Dave	49	2,046	41.8	34.6	4	14	64	0
Player, Scott	13	593	45.6	40.3	2	6	57	0
Ernstner, Paul	7	256	36.6	35.6	0	2	43	0
Browns	69	2,895	42.0	35.8	6	22	64	0
Opponents	69	2,774	40.2	32.9	5	19	69	0

PUNT RETURNS	NO	FC	YDS	AVG	LG	TD
Cribbs, Joshua	30	10	405	13.5	76t	1
Browns	30	10	405	13.5	76t	1
Opponents	34	8	308	9.1	94t	1

KICKOFF RETURNS	NO	YDS	AVG	LG	TD
Cribbs, Joshua	59	1,809	30.7	100t	2
Dinkins, Darnell	7	62	8.9	19	0
Wright, Jason	3	49	16.3	20	0
Friedman, Lennie	2	14	7.0	13	0
Jurevicius, Joe	1	9	9.0	9	0
Browns	72	1,943	27.0	100t	2
Opponents	76	1,590	20.9	65	0

FIELD GOALS	1-19	20-29	30-39	40-49	50+	TOT
Dawson, Phil	2/2	9/10	7/8	7/8	1/2	26/30
Browns	2/2	9/10	7/8	7/8	1/2	26/30
Opponents	1/1	12/12	11/11	8/11	0/0	32/35

PASSING	ATT	CMP	YDS	PCT	AV/AT	TD	TD%	INT	INT%	LG	TKLD	RATNG
Anderson, Derek	527	298	3,787	56.5	7.2	29	5.5	19	3.6	78t	14/109	82.5
Quinn, Brady	8	3	45	37.5	5.6	0	0.0	0	0.0	18	0/0	56.8
Frye, Charlie	10	4	34	40.0	3.4	0	0.0	1	10.0	15	5/31	10.0
Cribbs, Joshua	0	0	0	0.0	0.0	0	0.0	0	0.0	0	0/0	0.0
Browns	545	305	3,866	56.0	7.1	29	5.3	20	3.7	78t	19/140	80.7
Opponents	578	340	3,867	58.8	6.7	29	5.0	17	2.9	42	28/186	83.4

2008 (4-12)

COACH: Romeo Crennel
DIVISION FINISH: 4th AFC North
2008 USUAL STARTING LINEUPS

OFFENSE		DEFENSE	
WR 18	Donte' Stallworth	LE 99	Corey Williams
	Syndric Steptoe	NT 92	Shaun Rogers
LT 73	Joe Thomas	RE 99	Shaun Smith
LG 65	Eric Steinbach	93	Louis Leonard
C 66	Hank Fraley	LOLB 55	Willie McGinest
RG 70	Rex Hadnot	MLB 54	Andra Davis
RT 77	Kevin Shaffer	WLB 52	D'Qwell Jackson
TE 80	Kellen Winslow	ROLB 95	Kameron Wimbley
	Steve Heiden	LCB 24	Eric Wright
WR 17	Braylon Edwards	RCB 22	Brandon McDonald
QB 3	Derek Anderson	SS 26	Sean Jones
RB 31	Jamal Lewis	20	Mike Adams
FB 47	Lawrence Vickers	FS 21	Brodney Pool
	Charles Ali		

RADIO ANNOUNCERS:
 Jim Donovan, Doug Dieken (WMJI 105.7 FM, WTAM 1100 AM)

DATE	RESULT	OPPONENT	ATT
9/7	L, 10-28	Dallas Cowboys	73,012
9/14	L, 6-10	Pittsburgh Steelers	73,048
9/21	L, 10-28	at Baltimore Ravens	71,104
9/28	W, 20-12	at Cincinnati Bengals	65,541
10/13	W, 35-14	New York Giants	73,102
10/19	L, 11-14	at Washington Redskins	90,487
10/26	W, 23-17	at Jacksonville Jaguars	64,775
11/2	L, 27-37	Baltimore Ravens	73,078
11/6	L, 30-34	Denver Broncos	73,141
11/17	W, 29-27	at Buffalo Bills	71,645
11/23	L, 6-16	Houston Texans	72,077
11/30	L, 6-10	Indianapolis Colts	72,411
12/7	L, 9-28	at Tennessee Titans	69,143
12/15	L, 10-30	at Philadelphia Eagles	69,144
12/21	L, 0-14	Cincinnati Bengals	72,361
12/28	L, 0-31	at Pittsburgh Steelers	63,553

TEAM STATISTICS	BROWNS	OPPONENT
Total First Downs	233	315
Rushing	84	125
Passing	127	176
Penalty	22	14
3rd Down: Made/Att	72/112	95/207
3rd Down Pct.	34.0	45.9
4th Down: Made/Att	6/14	11/17
4th Down Pct.	42.9	64.7
Possession Avg.	27:33	32:27
Total Net Yards	3,985	5,704
Avg. Per Game	249.1	356.5
Total Plays	921	1,004
Avg. Per Play	4.3	5.7
Net Yards Rushing	1,605	2,431
Avg. Per Game	100.3	151.9
Total Rushes	409	541
Net Yards Passing	2,380	3,273
Avg. Per Game	148.8	204.6
Sacked/Yards Lost	24/157	17/90
Gross Yards	2,537	3,363
Att./Completions	488/238	446/286
Completion Pct.	48.8	64.1
Had Intercepted	20	23
Punts/Average	76/45.3	59/40.7
Net Punting Avg.	76/39.3	59/34.1
Penalties/Yards	100/669	95/770
Fumbles/Ball Lost	17/6	19/8
Touchdowns	20	42
Rushing	6	16
Passing	11	19
Returns	3	7

SCORE BY PERIODS	1ST	2ND	3RD	4TH	OT	TOT
Browns	45	76	29	82	0	232
Opponents	51	119	74	106	0	350

SCORING	TD	RU	PA	RT	PAT	FG	2PT	PTS
Dawson, Phil	0	0	0	0	18/18	30/36	0	108
Lewis, Jamal	4	4	0	0	0/0	0/0	0	24
Edwards, Braylon	3	0	3	0	0/0	0/0	2	22

Cribbs, Joshua	3	1	1	1	0/0	0/0	0	18
Winslow, Kellen	3	0	3	0	0/0	0/0	0	18
Harrison, Jerome	2	1	1	0	0/0	0/0	0	12
Dinkins, Darnell	1	0	1	0	0/0	0/0	0	6
McDonald, Brandon	1	0	0	1	0/0	0/0	0	6
Stallworth, Donte'	1	0	1	0	0/0	0/0	0	6
Wright, Eric	1	0	0	1	0/0	0/0	0	6
Wright, Jason	1	0	1	0	0/0	0/0	0	6
Browns	20	6	11	3	18/18	30/36	2	232
Opponents	42	16	19	7	41/41	19/28	0	350

SACKS: S.Rogers 4.5, K.Wimbley 4.0, A.Hall 3.0, D.Jackson 2.0, B.Pool 1.0, W.McGinest 1.0, N.Sorensen 0.5, C.Williams 0.5, S.Thomas 0.5
Browns: 17.0, Opponents: 24.0

RUSHING	NO	YDS	AVG	LG	TD
Lewis, Jamal	279	1,002	3.6	29	4
Harrison, Jerome	34	246	7.2	72t	1
Cribbs, Joshua	29	167	5.8	27	1
Wright, Jason	23	85	3.7	11	0
Anderson, Derek	25	55	2.2	15	0
Vickers, Lawrence	10	31	3.1	10	0
Quinn, Brady	5	21	4.2	12	0
Gradkowski, Bruce	1	2	2.0	2	0
Dorsey, Ken	2	0	0.0	0	0
Stallworth, Donte'	1	-4	-4.0	-4	0
Browns	409	1,605	3.9	72t	6
Opponents	541	2,431	4.5	60	16

RECEIVING	NO	YDS	AVG	LG	TD
Edwards, Braylon	55	873	15.9	70	3
Winslow, Kellen	43	428	10.0	30	3
Heiden, Steve	23	249	10.8	51	0
Lewis, Jamal	23	178	7.7	18	0
Wright, Jason	22	156	7.1	17	1
Steptoe, Syndric	19	182	9.6	53	0
Stallworth, Donte'	17	170	10.0	19	1
Harrison, Jerome	12	116	9.7	23	1
Vickers, Lawrence	10	78	7.8	21	0
Dinkins, Darnell	5	41	8.2	22t	1
Ali, Charles	4	13	3.3	12	0
Cribbs, Joshua	2	18	9.0	17	1
Rucker, Martin	2	17	8.5	9	0
Sanders, Steve	1	18	18.0	18	0
Browns	238	2,537	10.7	70	11
Opponents	286	3,363	11.8	93t	19

INTERCEPTIONS	NO	YDS	AVG	LG	TD
McDonald, Brandon	5	146	29.2	98	1
Jones, Sean	4	27	6.8	20	0
Wright, Eric	3	131	43.7	94t	1
Pool, Brodney	3	45	15.0	24	0
Jackson, D'Qwell	3	29	9.7	16	0
Adams, Mike	2	18	9.0	18	0
Cousin, Terry	1	4	4.0	4	0
Davis, Andra	1	4	4.0	4	0
Wimbley, Kameron	1	2	2.0	2	0
Browns	23	406	17.7	98	2
Opponents	20	381	19.1	50t	5

PUNTING	NO	YDS	AVG	NET	TB	IN	LG	B
Zastudil, Dave	75	3,410	45.5	39.4	11	23	65	0
Dawson, Phil	1	33	33.0	33.0	0	1	33	0
Browns	76	3,443	45.3	39.3	11	24	65	0
Opponents	59	2,403	40.7	34.1	7	18	59	0

PUNT RETURNS	NO	FC	YDS	AVG	LG	TD
Cribbs, Joshua	28	7	228	8.1	32	0
Steptoe, Syndric	2	0	23	11.5	14	0
Browns	30	7	251	8.4	32	0
Opponents	32	7	235	7.3	44	0

KICKOFF RETURNS	NO	YDS	AVG	LG	TD
Cribbs, Joshua	44	1,110	25.2	92t	1
Dinkins, Darnell	3	37	12.3	14	0
Lawson, Gerard	3	72	24.0	43	0
Steptoe, Syndric	3	61	20.3	23	0
Ali, Charles	1	10	10.0	10	0
Ciesiak, Brad	1	7	7.0	7	0
McKinney, Seth	1	0	0.0	0	0
Sowells, Isaac	1	0	0.0	0	0
Wright, Jason	1	15	15.0	15	0
Browns	58	1,312	22.6	92t	1
Opponents	53	1,228	23.2	98t	1

FIELD GOALS	1-19	20-29	30-39	40-49	50+	TOT
Dawson, Phil	0/0	10/10	12/14	5/6	3/6	30/36
Browns	0/0	10/10	12/14	5/6	3/6	30/36
Opponents	0/0	4/4	10/13	4/9	1/2	19/28
Browns	2/2	9/10	7/8	7/8	1/2	26/30
Opponents	1/1	12/12	11/11	8/11	0/0	32/35

PASSING	ATT	CMP	YDS	PCT	AV/AT	TD	TD%	INT	INT%	LG	TKLD	RATNG
Anderson, Derek	283	142	1,615	50.2	5.71	9	3.2	8	2.8	70	14/ 87	66.5
Dorsey, Ken	91	43	370	47.3	4.07	0	0.0	7	7.7	28	5/ 43	26.4
Quinn, Brady	89	45	518	50.6	5.82	2	2.2	2	2.2	42	1/ 9	66.6
Gradkowski, Bruce	21	7	26	33.3	1.24	0	0.0	3	14.3	12	4/ 18	2.8
Cribbs, Joshua	4	1	8	25.0	2.00	0	0.0	0	0.0	8	0/ 0	39.6
Browns	488	238	2,537	48.8	5.20	11	2.3	20	4.1	70	24/ 157	54.8
Opponents	446	286	3,363	64.1	7.54	19	4.3	23	5.2	93t	17/ 90	79.7

2009 (5-11)

COACH: Eric Mangini

DIVISION FINISH: 4th AFC North

2009 USUAL STARTING LINEUPS

OFFENSE

WR	16	Joshua Cribbs
LT	73	Joe Thomas
LG	65	Eric Steinbach
C	55	Alex Mack
RG	77	Floyd Womack
RT	78	John St. Clair
TE	84	Robert Royal
WR	11	Mohamed Massaquoi
QB	10	Brady Quinn
	3	Derek Anderson
RB	31	Jamal Lewis
	35	Jerome Harrison
FB	47	Lawrence Vickers

DEFENSE

LE	90	Kenyon Coleman
NT	92	Shaun Rogers
RE	98	Robaire Smith
OLB	95	Kamerion Wimbley
ILB	96	David Bowens
ILB	50	Eric Barton
	93	Jason Trusnik
OLB	96	David Bowens
LCB	24	Eric Wright
RCB	22	Brandon McDonald
	20	Mike Adams
S	21	Brodney Pool
S	26	Abram Elam

RADIO ANNOUNCERS:

Jim Donovan, Doug Dieken (WMJI 105.7 FM, WTAM 1100 AM)

DATE	RESULT	OPPONENT	ATT
9/13	L, 20-34	Minnesota Vikings	70,560
9/20	L, 6-27	at Denver Broncos	73,931
9/27	L, 3-34	at Baltimore Ravens	70,950
10/4	L, 20-23 (OT)	Cincinnati Bengals	69,844
10/11	W, 6-3	at Buffalo Bills	70,526
10/18	L, 14-27	at Pittsburgh Steelers	64,398
10/25	L, 3-31	Green Bay Packers	69,797
11/1	L, 6-30	at Chicago Bears	62,262
11/16	L, 0-16	Baltimore Ravens	69,023
11/22	L, 37-38	at Detroit Lions	43,170
11/29	L, 7-16	at Cincinnati Bengals	64,553
12/6	L, 23-30	San Diego Chargers	67,978
12/10	W, 13-6	Pittsburgh Steelers	69,009
12/20	W, 41-34	at Kansas City Chiefs	53,315
12/27	W, 23-9	Oakland Raiders	67,964
1/3	W, 23-17	Jacksonville Jaguars	66,935

TEAM STATISTICS	BROWNS	OPPONENT						
Total First Downs	237	336						
Rushing	102	120						
Passing	118	189						
Penalty	17	27						
3rd Down: Made/Att	76/233	86/221						
3rd Down Pct.	32.6	38.9						
4th Down: Made/Att	10/15	10/20						
4th Down Pct.	66.7	50.0						
Possession Avg.	28:28	31:32						
Total Net Yards	4,163	6,229						
Avg. Per Game	260.2	389.3						
Total Plays	971	1,072						
Avg. Per Play	4.3	5.8						
Net Yards Rushing	2,087	2,314						
Avg. Per Game	130.4	144.6						
Total Rushes	498	506						
Net Yards Passing	2,076	3,915						
Avg. Per Game	129.8	244.7						
Sacked/Yards Lost	30/179	40/234						
Gross Yards	2,255	4,149						
Att./Completions	443/219	526/313						
Completion Pct.	49.4	59.5						
Had Intercepted	18	10						
Punts/Average	94/42.3	77/43.1						
Net Punting Avg.	94/37.8	77/35.4						
Penalties/Yards	77/678	101/812						
Fumbles/Ball Lost	21/13	17/9						
Touchdowns	25	41						
Rushing	10	15						
Passing	11	22						
Returns	4	4						
SCORE BY PERIODS	1ST	2ND	3RD	4TH	OT	TOT		
Browns	66	70	46	63	0	245		
Opponents	65	132	87	88	3	375		
SCORING	TD	RU	PA	RT	PAT	FG	2PT	PTS
Dawson, Phil	0	0	0	0	18/19	17/19	0	69
Harrison, Jerome	7	5	2	0	0/0	0/0	0	46
Cribbs, Joshua	6	1	1	4	0/0	0/0	0	36
Cundiff, Billy	0	0	0	0	4/4	6/6	0	22

Massaquoi, Mohamed	3	0	3	0	0/0	0/0	0	18
Anderson, Derek	2	2	0	0	0/0	0/0	0	12
Stuckey, Chansi	1	0	1	0	0/0	0/0	0	6
Gaines, Michael	1	0	1	0	0/0	0/0	0	6
Heiden, Steve	1	0	1	0	0/0	0/0	0	6
Jennings, Chris	1	1	0	0	0/0	0/0	0	6
Quinn, Brady	1	1	0	0	0/0	0/0	0	6
Royal, Robert	1	0	1	0	0/0	0/0	0	6
Vickers, Lawrence	1	0	1	0	0/0	0/0	0	6
Lewis, Jamal	0	0	0	0	0/0	0/0	1	2
Browns	25	10	11	4	22/23	23/25	1	245
Opponents	41	15	22	4	39/41	30/36	0	375

SACKS: K.Wimbley 6.5, D.Bowens 5.5, M.Roth 4.0, C.Williams 4.0, M.Benard 3.5, J.Trusnik 2.5, K.Maiava 2.5, S.Rogers 2.0, R.Smith 1.5, B.Schaefering 1.5, K.Coleman 1.5, H.Poteat 1.0, M.Adams 1.0, B.Pool 1.0, A.Elam 1.0, B.McDonald 1.0
Browns: 40.0, Opponents: 30.0

RUSHING	NO	YDS	AVG	LG	TD
Harrison, Jerome	194	862	4.4	71t	5
Lewis, Jamal	143	500	3.5	18	0
Cribbs, Joshua	55	381	6.9	37	1
Jennings, Chris	63	220	3.5	16	1
Quinn, Brady	20	98	4.9	24	1
Davis, James	9	15	1.7	5	0
Anderson, Derek	10	8	0.8	3	2
Stuckey, Chansi	2	6	3.0	6	0
Hodges, Reggie	1	0	0.0	0	0
Massaquoi, Mohamed	1	-3	-3.0	-3	0
Browns	498	2,087	4.2	71t	10
Opponents	506	2,314	4.6	64t	15

RECEIVING	NO	YDS	AVG	LG	TD
Massaquoi, Mohamed	34	624	18.4	59t	3
Harrison, Jerome	34	220	6.5	18	2
Furrey, Mike	23	170	7.4	22	0
Cribbs, Joshua	20	135	6.8	35	1
Stuckey, Chansi	19	198	10.4	40t	1
Moore, Evan	12	158	13.2	24	0
Royal, Robert	11	134	12.2	29	1
Edwards, Braylon	10	139	13.9	24	0
Heiden, Steve	10	73	7.3	14	1
Jennings, Chris	9	56	6.2	19	0
Lewis, Jamal	8	88	11.0	19	0
Vickers, Lawrence	8	27	3.4	12	1
Robiskie, Brian	7	106	15.1	43	0
Gaines, Michael	5	59	11.8	24	1
Estandia, Greg	4	45	11.3	18	0
Davis, James	4	5	1.3	2	0
Quinn, Brady	1	18	18.0	18	0
Browns	219	2,255	10.3	59t	11
Opponents	313	4,149	13.3	75t	22

INTERCEPTIONS	NO	YDS	AVG	LG	TD
Wright, Eric	4	74	18.5	47	0
Pool, Brodney	4	33	8.3	32	0
McDonald, Brandon	1	39	39.0	39	0
Bowens, David	1	15	15.0	15	0
Browns	10	161	16.1	47	0
Opponents	18	281	15.6	48t	2

PUNTING	NO	YDS	AVG	NET	TB	IN	LG	B
Hodges, Reggie	45	1,789	39.8	36.4	3	15	54	0
Zastudil, Dave	49	2,188	44.7	39.1	5	25	60	0
Browns	94	3,977	42.3	37.8	8	40	60	0
Opponents	77	3,322	43.1	35.4	7	26	66	0

PUNT RETURNS	NO	FC	YDS	AVG	LG	TD
Cribbs, Joshua	38	3	452	11.9	67t	1
Lawson, Gerard	1	0	4	4.0	4	0
Browns	39	3	456	11.7	67t	1
Opponents	40	21	262	6.6	36	0

KICKOFF RETURNS	NO	YDS	AVG	LG	TD
Cribbs, Joshua	56	1,542	27.5	103t	3
Lawson, Gerard	5	43	8.6	13	0
Harrison, Jerome	3	55	18.3	39	0
Elam, Abram	1	0	0.0	0	0
Estandia, Greg	1	9	9.0	9	0
Furrey, Mike	1	12	12.0	12	0
Trusnik, Jason	1	9	9.0	9	0
Vickers, Lawrence	1	0	0.0	0	0
Browns	69	1,670	24.2	103t	3
Opponents	52	984	18.9	46	0

FIELD GOALS	1-19	20-29	30-39	40-49	50+	TOT
Dawson, Phil	0/0	7/7	5/5	5/6	0/1	17/19
Cundiff, Billy	1/1	4/4	1/1	0/0	0/0	6/6
Browns	1/1	11/11	6/6	5/6	0/1	23/25
Opponents	1/1	7/8	15/18	5/6	2/3	30/36

PASSING	ATT	CMP	YDS	PCT	AV/AT	TD	TD%	INT	INT%	LG	TKLD	RATNG
Quinn, Brady	256	136	1,339	53.1	5.23	8	3.1	7	2.7	59t	19/104	67.2
Anderson, Derek	182	81	888	44.5	4.88	3	1.6	10	5.5	43	11/75	42.1
Cribbs, Joshua	4	1	18	25.0	4.50	0	0.0	1	25.0	18	0/0	6.3
Dawson, Phil	1	1	10	100.0	10.00	0	0.0	0	0.0	10	0/0	108.3
Browns	443	219	2,255	49.4	5.09	11	2.5	18	4.1	59t	30/179	55.8
Opponents	526	313	4,149	59.5	7.89	22	4.2	10	1.9	75t	40/234	90.6

2010 (5-11)

COACH: Eric Mangini
DIVISION FINISH: 3rd AFC North
2010 USUAL STARTING LINEUPS

OFFENSE		DEFENSE	
WR 11	Mohamed Massaquoi	LE 90	Kenyon Coleman
LT 73	Joe Thomas	NT 71	Ahtyba Rubin
LG 65	Eric Steinbach	RE 91	Brian Schaefering
C 55	Alex Mack	OLB 53	Matt Roth
RG 77	Floyd Womack	ILB 51	Chris Gocong
RT 78	John St. Clair	ILB 50	Eric Barton
TE 82	Benjamin Watson	OLB 99	Scott Fujita
WR 80	Brian Robiskie	LCB 21	Eric Wright
QB 12	Colt McCoy	RCB 24	Sheldon Brown
RB 40	Peyton Hillis	S 43	T.J. Ward
FB 47	Lawrence Vickers	S 26	Abram Elam

RADIO ANNOUNCERS:
 Jim Donovan, Doug Dieken (WMJI 105.7 FM, WTAM 1100 AM)

DATE	RESULT	OPPONENT	ATT
9/12	L, 14-17	at Tampa Bay Buccaneers	47,211
9/19	L, 14-16	Kansas City Chiefs	65,377
9/26	L, 17-24	at Baltimore Ravens	71,119
10/3	W, 23-20	Cincinnati Bengals	66,731
10/10	L, 10-20	Atlanta Falcons	65,290
10/17	L, 10-28	at Pittsburgh Steelers	65,168
10/24	W, 30-17	at New Orleans Saints	70,077
11/7	W, 34-14	New England Patriots	66,292
11/14	L, 20-26 (OT)	New York Jets	67,449
11/21	L, 20-24	at Jacksonville Jaguars	62,254
11/28	W, 24-23	Carolina Panthers	64,463
12/5	W, 13-10	at Miami Dolphins	65,942
12/12	L, 6-13	at Buffalo Bills	50,861
12/19	L, 17-19	at Cincinnati Bengals	56,342
12/26	L, 10-20	Baltimore Ravens	65,028
1/2	L, 9-41	Pittsburgh Steelers	68,303

TEAM STATISTICS	BROWNS	OPPONENT
Total First Downs	265	317
Rushing	87	102
Passing	154	195
Penalty	24	20
3rd Down: Made/Att	75/202	96/224
3rd Down Pct.	37.1	42.9
4th Down: Made/Att	5/7	11/15
4th Down Pct.	71.4	73.3
Possession Avg.	27:55	32:05
Total Net Yards	4,635	5,601
Avg. Per Game	289.7	350.1
Total Plays	927	1,041
Avg. Per Play	5.0	5.4
Net Yards Rushing	1,646	2,070
Avg. Per Game	102.9	129.4
Total Rushes	413	505
Net Yards Passing	2,989	3,531
Avg. Per Game	186.8	220.7
Sacked/Yards Lost	36/214	29/178
Gross Yards	3,203	3,709
Att./Completions	478/296	507/309
Completion Pct.	61.9	60.9
Had Intercepted	18	19
Punts/Average	78/43.9	64/44.0
Net Punting Avg.	39.0	37.8
Penalties/Yards	78/675	85/741
Fumbles/Ball Lost	29/11	16/9
Touchdowns	29	36
Rushing	13	7
Passing	13	26
Returns	3	3

SCORE BY PERIODS	1ST	2ND	3RD	4TH	OT	TOT
Browns	77	91	37	66	0	271
Opponents	40	134	47	105	6	332

SCORING	TD	RU	PA	RT	PAT	FG	2PT	PTS
Dawson, Phil	0	0	0	0	28/28	23/28	0	97
Hillis, Peyton	13	11	2	0	0/0	0/0	0	78
Robiskie, Brian	3	0	3	0	0/0	0/0	0	18
Watson, Benjamin	3	0	3	0	0/0	0/0	0	18
Massaquoi, Mohamed	2	0	2	0	0/0	0/0	0	12
Bowens, David	2	0	0	2	0/0	0/0	0	12
Royal, Robert	1	0	1	0	0/0	0/0	0	6
McCoy, Colt	1	1	0	0	0/0	0/0	0	6
Cribbs, Joshua	1	0	1	0	0/0	0/0	0	6

Elam, Abram	1	0	0	1	0/0	0/0	0	6
Stuckey, Chansi	1	1	0	0	0/0	0/0	0	6
Moore, Evan	1	0	1	0	0/0	0/0	0	6
Browns	29	13	13	3	28/28	23/28	0	271
Opponents	36	7	26	3	35/35	27/36	0	332

SACKS: M. Benard 7.5, S. Fujita 3.5, M. Roth 3.5, K. Coleman 2.5, A. Rubin 2.0, A. Elam 2.0, S. Rogers 2.0, C. Gocong 2.0, M. Adams 1.0, J. Trusnik 1.0, J. Haden 1.0, D. Bowens 0.5, D. Robinson 0.5 **Browns: 29.0, Opponents: 36.0**

RUSHING	NO	YDS	AVG	LG	TD
Hillis, Peyton	270	1,177	4.4	48	11
McCoy, Colt	28	136	4.9	18	1
Harrison, Jerome	31	91	2.9	39	0
Bell, Mike	31	71	2.3	11	0
Hodges, Reggie	1	68	68.0	68	0
Cribbs, Joshua	20	66	3.3	19	0
Vickers, Lawrence	5	11	2.2	3	0
Wallace, Seneca	7	9	1.3	6	0
Davis, James	4	9	2.3	4	0
Stuckey, Chansi	3	9	3.0	11t	1
Mitchell, Carlton	1	9	9.0	9	0
Clayton, Thomas	1	0	0.0	0	0
Watson, Benjamin	1	-1	-1.0	-1	0
Delhomme, Jake	8	-2	-0.3	2	0
Massaquoi, Mohamed	1	-3	-3.0	-3	0
Figurs, Yamon	1	-4	-4.0	-4	0
Browns	413	1,646	4.0	68	13
Opponents	505	2,070	4.1	55	7

RECEIVING	NO	YDS	AVG	LG	TD
Watson, Benjamin	68	763	11.2	44	3
Hillis, Peyton	61	477	7.8	47	2
Stuckey, Chansi	40	346	8.7	25	0
Massaquoi, Mohamed	36	483	13.4	41t	2
Robiskie, Brian	29	310	10.7	46t	3
Cribbs, Joshua	23	292	12.7	65t	1
Moore, Evan	16	322	20.1	49	1
Bell, Mike	6	62	10.3	28	0
Royal, Robert	5	56	11.2	20t	1
Harrison, Jerome	4	42	10.5	23	0
Vickers, Lawrence	4	15	3.8	10	0
McCoy, Colt	1	13	13.0	13	0
Wallace, Seneca	1	9	9.0	9	0
Aiken, Sam	1	7	7.0	7	0
Smith, Alex	1	6	6.0	6	0
Browns	296	3,203	10.8	65t	13
Opponents	309	3,709	12.0	78t	26

INTERCEPTIONS	NO	YDS	AVG	LG	TD
Haden, Joe	6	101	16.8	62	0
Bowens, David	2	94	47.0	64t	2
Adams, Mike	2	51	25.5	26	0
Ward, T.J.	2	39	19.5	23	0
Elam, Abram	2	18	9.0	18	0
Brown, Sheldon	2	0	0.0	0	0
Fujita, Scott	1	16	16.0	16	0
Rubin, Ahtyba	1	1	1.0	1	0
Wright, Eric	1	0	0.0	0	0
Browns	19	320	16.8	64t	2
Opponents	18	267	14.8	64	3

PUNTING	NO	YDS	AVG	NET	TB	IN	LG	B
Hodges, Reggie	78	3,424	43.9	39.0	5	29	59	0
Browns	78	3,424	43.9	39.0	5	29	59	0
Opponents	64	2,817	44.0	37.8	8	27	61	0

PUNT RETURNS	NO	FC	YDS	AVG	LG	TD
Cribbs, Joshua	20	6	168	8.4	17	0
Stuckey, Chansi	2	3	5	2.5	5	0
Wright, Eric	0	0	62	0	62	0
Smith, Clifton	0	2	0	0	0	0
Browns	22	11	235	10.7	62	0
Opponents	40	13	285	7.1	33	0

KICKOFF RETURNS	NO	YDS	AVG	LG	TD
Cribbs, Joshua	40	814	20.4	37	0
Smith, Clifton	5	92	18.4	26	0
Bell, Mike	5	55	11.0	31	0
Haden, Joe	4	96	24.0	32	0
Ventrone, Ray	4	47	11.8	17	0
Harrison, Jerome	4	32	8.0	10	0
Benard, Marcus	4	26	6.5	11	0
Vickers, Lawrence	2	13	6.5	10	0
Davis, James	1	11	11.0	11	0
Gocong, Chris	1	5	5.0	5	0
Browns	70	1,191	17.0	37	0
Opponents	54	959	17.8	32	0

FIELD GOALS	1-19	20-29	30-39	40-49	50+	TOT
Dawson, Phil	3/3	7/7	10/10	3/5	0/3	23/28
Browns	3/3	7/7	10/10	3/5	0/3	23/28
Opponents	1/1	11/12	6/7	8/14	1/2	27/36

PASSING	ATT	CMP	YDS	PCT	AV/AT	TD	TD%	INT	INT%	LG	TKLD	RATNG
McCoy, Colt	222	135	1,576	60.8	7.1	6	2.7	9	4.1	47	23/132	74.5
Delhomme, Jake	149	93	872	62.4	5.9	2	1.3	7	4.7	49	6/49	63.4
Wallace, Seneca	101	64	694	63.4	6.9	4	4.0	2	2.0	65t	6/33	88.5
Massaquoi, Mohamed	1	1	29	100.0	29.0	1	100.0	0	0.0	29t	0/0	158.3
Cribbs, Joshua	3	2	19	66.7	6.3	0	0.0	0	0.0	10	1/0	84.0
Hillis, Peyton	2	1	13	50.0	6.5	0	0.0	0	0.0	13	0/0	70.8
Browns	478	296	3,203	61.9	6.7	13	2.7	18	3.8	65t	36/214	75.0
Opponents	507	309	3,709	60.9	7.3	26	5.1	19	3.7	78t	29/178	84.8

2011 (4-12)

COACH: Pat Shurmur
DIVISION FINISH: 4th AFC North
2011 USUAL STARTING LINEUPS

OFFENSE		DEFENSE	
WR	11	Mohamed Massaquoi	LE 97 Jabaal Sheard
LT	73	Joe Thomas	DT 98 Phil Taylor
LG	62	Jason Pinkston	DT 71 Ahtyba Rubin
C	55	Alex Mack	RE 92 Jayme Mitchell
RG	66	Shawn Lauvao	SLB 99 Scott Fujita
RT	79	Tony Pashos	MLB 52 D'Qwell Jackson
TE	82	Benjamin Watson	WLB 51 Chris Gocong
WR	15	Greg Little	LCB 23 Joe Haden
QB	12	Colt McCoy	RCB 24 Sheldon Brown
RB	40	Peyton Hillis	FS 20 Mike Adams
WR	16	Joshua Cribbs	SS 43 T.J. Ward
			28 Usama Young

RADIO ANNOUNCERS:
 Jim Donovan, Doug Dieken (WMJI 105.7 FM, WTAM 1100 AM)

DATE	RESULT	OPPONENT	ATT
9/11	L, 17-27	Cincinnati Bengals	67,321
9/18	W, 27-19	at Indianapolis Colts	65,035
9/25	W, 17-16	Miami Dolphins	66,651
10/2	L, 13-31	Tennessee Titans	66,240
10/16	L, 17-24	at Oakland Raiders	57,300
10/23	W, 6-3	Seattle Seahawks	66,350
10/30	L, 10-20	at San Francisco 49ers	69,732
11/6	L, 12-30	at Houston Texans	71,511
11/13	L, 12-13	St. Louis Rams	64,900
11/20	W, 14-10	Jacksonville Jaguars	63,498
11/27	L, 20-23	at Cincinnati Bengals	48,260
12/4	L, 10-24	Baltimore Ravens	63,648
12/8	L, 3-14	at Pittsburgh Steelers	60,754
12/18	L, 17-20 (OT)	at Arizona Cardinals	60,443
12/24	L, 14-20	at Baltimore Ravens	71,083
1/1	L, 9-13	Pittsburgh Steelers	68,266

TEAM STATISTICS	BROWNS	OPPONENT
Total First Downs	278	301
Rushing	77	124
Passing	173	149
Penalty	28	28
3rd Down: Made/Att	92/238	95/230
3rd Down Pct.	38.7	41.3
4th Down: Made/Att	10/18	6/14
4th Down Pct.	55.6	42.9
Possession Avg.	29:07	30:53
Total Net Yards	4,621	5,318
Avg. Per Game	288.8	332.4
Total Plays	1,024	1,035
Avg. Per Play	4.5	5.1
Net Yards Rushing	1,531	2,359
Avg. Per Game	95.7	147.4
Total Rushes	415	534
Net Yards Passing	3,090	2,959
Avg. Per Game	193.1	184.9
Sacked/Yards Lost	39/210	32/199
Gross Yards	3,300	3,158
Att./Completions	570/320	469/265
Completion Pct.	56.1	56.5
Had Intercepted	13	9
Punts/Average	89/40.1	76/46.1
Net Punting Avg.	36.3	37.9
Penalties/Yards	95/847	90/726
Fumbles/Ball Lost	22/6	20/11
Touchdowns	21	31
Rushing	4	12
Passing	16	16
Returns	1	3

SCORE BY PERIODS	1ST	2ND	3RD	4TH	OT	TOT
Browns	26	83	35	74	0	218
Opponents	82	94	62	66	3	307

SCORING	TD	RU	PA	RT	PAT	FG	2PT	PTS
Dawson, Phil	0	0	0	0	20/20	24/29	0	92
Cribbs, Joshua	5	0	4	1	0/0	0/0	0	30

Moore, Evan	4	0	4	0	0/0	0/0	0	24
Hillis, Peyton	3	3	0	0	0/0	0/0	0	18
Little, Greg	2	0	2	0	0/0	0/0	0	12
Massaquoi, Mohamed	2	0	2	0	0/0	0/0	0	12
Watson, Benjamin	2	0	2	0	0/0	0/0	0	12
Norwood, Jordan	1	0	1	0	0/0	0/0	0	6
Ogbonnaya, Chris	1	1	0	0	0/0	0/0	0	6
Smith, Alex	1	0	1	0	0/0	0/0	0	6
Browns	21	4	16	1	20/20	24/29	0	218
Opponents	31	12	16	3	31/31	30/34	0	307

SACKS: J. Sheard 8.5, A. Rubin 5.0, P. Taylor 4.0, D. Jackson 3.5, C. Gocong 3.5, J. Mitchell 1.5, S. Paxson 1.0, T. Brown 1.0, J. Haden 1.0, T. Ward 1.0, Team 1.0, M. Benard 0.5, B. Schaefering 0.5 **Browns: 32.0, Opponents: 39.0**

RUSHING	NO	YDS	AVG	LG	TD
Hillis, Peyton	161	587	3.6	24t	3
Ogbonnaya, Chris	73	334	4.6	40	1
Hardesty, Montario	88	266	3.0	19	0
McCoy, Colt	61	212	3.5	20	0
Wallace, Seneca	7	70	10.0	27	0
Cribbs, Joshua	7	25	3.6	15	0
Little, Greg	3	15	5.0	13	0
Clayton, Thomas	8	12	1.5	4	0
Marecic, Owen	4	8	2.0	3	0
Smith, Armond	3	2	0.7	6	0
Browns	415	1,531	3.7	40	4
Opponents	534	2,359	4.4	67	12

RECEIVING	NO	YDS	AVG	LG	TD
Little, Greg	61	709	11.6	76t	2
Cribbs, Joshua	41	518	12.6	45t	4
Watson, Benjamin	37	410	11.1	34t	2
Moore, Evan	34	324	9.5	33	4
Massaquoi, Mohamed	31	384	12.4	56	2
Norwood, Jordan	23	268	11.7	51	1
Ogbonnaya, Chris	23	165	7.2	19	0
Hillis, Peyton	22	130	5.9	52	0
Smith, Alex	14	131	9.4	20	1
Hardesty, Montario	14	122	8.7	27	0
Cameron, Jordan	6	33	5.5	15	0
Marecic, Owen	5	31	6.2	11	0
Mitchell, Carlton	3	31	10.3	19	0
Robiskie, Brian	3	25	8.3	14	0
Wallace, Seneca	1	21	21.0	21	0
Clayton, Thomas	1	3	3.0	3	0
McCoy, Colt	1	-5	-5.0	-5	0
Browns	260	3,300	10.3	76t	16
Opponents	325	3,158	11.9	80t	16

INTERCEPTIONS	NO	YDS	AVG	LG	TD
Adams, Mike	3	33	11.0	29	0
Brown, Sheldon	2	0	0.0	0	0
Young, Usama	1	28	28.0	28	0
Jackson, D'Qwell	1	24	24.0	24	0
Skrine, Buster	1	5	5.0	5	0
Fujita, Scott	1	3	3.0	3	0
Browns	9	93	10.3	29	0
Opponents	13	241	18.5	97t	1

PUNTING	NO	YDS	AVG	NET	TB	IN	LG	B
Maynard, Brad	81	3,282	40.5	36.7	1	32	63	0
McGee, Richmond	8	288	36.0	31.6	1	0	48	0
Browns	89	3,570	40.1	36.3	2	32	63	0
Opponents	76	3,505	46.1	37.9	10	19	67	0

PUNT RETURNS	NO	FC	YDS	AVG	LG	TD
Cribbs, Joshua	34	8	388	11.4	84t	1
Norwood, Jordan	4	1	35	8.8	14	0
Browns	38	9	423	11.1	84t	1
Opponents	26	28	303	11.7	68t	1

KICKOFF RETURNS	NO	YDS	AVG	LG	TD
Cribbs, Joshua	39	974	25.0	63	0
Marecic, Owen	4	46	11.5	13	0
Skrine, Buster	3	72	24.0	32	0
Adams, Mike	2	42	21.0	30	0
Browns	48	1,134	23.6	63	0
Opponents	46	1,055	22.9	101t	1

FIELD GOALS	1-19	20-29	30-39	40-49	50+	TOT
Dawson, Phil	0/0	7/9	3/4	7/8	7/8	24/29
Browns	0/0	7/9	3/4	7/8	7/8	24/29
Opponents	1/1	14/14	6/7	7/9	2/3	30/34

PASSING	ATT	CMP	YDS	PCT	AV/AT	TD	TD%	INT	INT%	LG	TKLD	RATNG
McCoy, Colt	463	265	2,733	57.2	5.9	14	3.0	11	2.4	56	32/173	74.6
Wallace, Seneca	107	55	567	51.4	5.3	2	1.9	2	1.9	76t	6/30	65.5
Cribbs, Joshua	0	0	0	0.0	0.0	0	0.0	0	0.0	0	1/7	0.0
Browns	570	320	3,300	56.1	5.8	16	2.8	13	2.3	76t	39/210	72.8
Opponents	469	265	3,158	56.5	6.7	16	3.4	9	1.9	80t	32/199	80.6

2012 (5-11)

COACH: Pat Shurmur

DIVISION FINISH: 4th AFC North

2012 USUAL STARTING LINEUPS

OFFENSE

WR	15	Greg Little
LT	73	Joe Thomas
LG	77	John Greco
C	55	Alex Mack
RG	66	Shawn Lauvao
RT	72	Mitchell Schwartz
TE	82	Benjamin Watson
WR	13	Josh Gordon
QB	3	Brandon Weeden
RB	33	Trent Richardson
TE	84	Jordan Cameron

DEFENSE

LE	97	Jabaal Sheard
DT	98	Phil Taylor
DT	71	Ahtyba Rubin
RE	92	Frostee Rucker
SLB	50	James-Michael Johnson
MLB	52	D'Qwell Jackson
WLB	56	Kaluka Maiava
LCB	23	Joe Haden
RCB	24	Sheldon Brown
FS	28	Usama Young
SS	43	T.J. Ward

RADIO ANNOUNCERS:

Jim Donovan, Doug Dieken (WMJI 105.7 FM, WTAM 1100 AM)

DATE	RESULT	OPPONENT	ATT
9/9	L, 16-17	Philadelphia Eagles	68,693
9/16	L, 27-34	at Cincinnati Bengals	63,036
9/23	L, 14-24	Buffalo Bills	69,353
9/27	L, 16-23	at Baltimore Ravens	70,944
10/7	L, 27-41	at New York Giants	79,911
10/14	W, 34-24	Cincinnati Bengals	67,060
10/21	L, 13-17	at Indianapolis Colts	64,560
10/28	W, 7-6	San Diego Chargers	65,337
11/4	L, 15-25	Baltimore Ravens	65,449
11/18	L, 20-23 (OT)	at Dallas Cowboys	81,936
11/25	W, 20-14	Pittsburgh Steelers	69,661
12/2	W, 20-17	at Oakland Raiders	43,641
12/9	W, 30-7	Kansas City Chiefs	62,422
12/16	L, 21-38	Washington Redskins	65,083
12/23	L, 12-34	at Denver Broncos	76,351
12/30	L, 10-24	at Pittsburgh Steelers	51,831

TEAM STATISTICS	BROWNS	OPPONENT
Total First Downs	279	345
Rushing	71	104
Passing	185	203
Penalty	23	38
3rd Down: Made/Att	67/218	85/223
3rd Down Pct.	30.7	38.1
4th Down: Made/Att	7/16	7/11
4th Down Pct.	43.8	63.6
Possession Avg.	27:59	32:01
Total Net Yards	5,028	5,821
Avg. Per Game	314.3	363.8
Total Plays	998	1,095
Avg. Per Play	5.0	5.3
Net Yards Rushing	1,593	1,898
Avg. Per Game	99.6	118.6
Total Rushes	396	457
Net Yards Passing	3,435	3,923
Avg. Per Game	214.7	245.2
Sacked/Yards Lost	36/233	38/233
Gross Yards	3,668	4,156
Att./Completions	566/328	600/378
Completion Pct.	58.0	63.0
Had Intercepted	18	17
Punts/Average	90/41.8	88/46.0
Net Punting Avg.	90/37.1	88/37.0
Penalties/Yards	113/1,005	120/1008
Fumbles/Ball Lost	22/8	25/12
Touchdowns	31	44
Rushing	12	14
Passing	16	27
Returns	3	3

SCORE BY PERIODS	1ST	2ND	3RD	4TH	OT	TOT
Browns	50	89	69	94	0	302
Opponents	84	96	75	110	3	368

SCORING	TD	RU	PA	RT	PAT	FG	2PT	PTS
Dawson, Phil	0	0	0	0	29/29	29/31	0	116
Richardson, Trent	12	11	1	0	0/0	0/0	0	72
Gordon, Josh	5	0	5	0	0/0	0/0	0	30
Little, Greg	4	0	4	0	0/0	0/0	0	24

Benjamin, Travis	3	0	2	1	0/0	0/0	0	18
Watson, Benjamin	3	0	3	0	0/0	0/0	0	18
Brown, Sheldon	1	0	0	1	0/0	0/0	0	6
Cameron, Jordan	1	0	1	0	0/0	0/0	0	6
Hardesty, Montario	1	1	0	0	0/0	0/0	0	6
Jackson, D'Qwell	1	0	0	1	0/0	0/0	0	6
Browns	31	12	16	3	29/29	29/31	0	302
Opponents	44	14	27	3	42/42	20/24	0	368

SACKS: J. Sheard 7, J. Parker 6, F. Rucker 4, D. Jackson 3.5, J. Hughes 3.0, K. Maiava 2.0, A. Rubin 2.0, U. Young 1.5, S. Brown 1.0, L.J. Fort 1.0, S. Fujita 1.0, C. Robertson 1.0, E. Stephens 1.0, P. Taylor 1.0, T.J. Ward 1.0, B. Wlinn 1.0, Team 1

Browns: 38.0, Opponents: 36.0

RUSHING	NO	YDS	AVG	LG	TD
Richardson, Trent	267	950	3.6	32t	11
Hardesty, Montario	65	271	4.2	25	1
Weeden, Brandon	27	111	4.1	25	0
Benjamin, Travis	6	66	11.0	35	0
Jackson, Brandon	8	54	6.8	25	0
Cribbs, Josh	6	42	7.0	16	0
Ventrone, Ray	1	35	35.0	35	0
Ogbonnaya, Chris	8	30	3.8	9	0
Little, Greg	2	15	7.5	17	0
McCoy, Colt	4	15	3.8	15	0
Lewis, Thaddeus	1	3	3.0	3	0
Norwood, Jordan	1	1	1.0	1	0
Browns	396	1,593	4.0	35	12
Opponents	457	1,898	4.2	80t	14

RECEIVING	NO	YDS	AVG	LG	TD
Little, Greg	53	647	12.2	43	4
Richardson, Trent	51	367	7.2	27	1
Gordon, Josh	50	805	16.1	71t	5
Watson, Benjamin	49	501	10.2	27	3
Ogbonnaya, Chris	24	187	7.8	38	0
Cameron, Jordan	20	226	11.3	28	1
Benjamin, Travis	18	296	16.6	69t	2
Massaquoi, Mohamed	17	254	14.9	54	0
Norwood, Jordan	13	137	10.5	27	0
Smith, Alex	13	47	3.6	17	0
Cooper, Josh	8	106	13.3	28	0
Cribbs, Josh	7	63	9.0	24	0
Jackson, Brandon	2	20	10.0	14	0
Hardesty, Montario	2	16	8.0	9	0
Smelley, Brad	1	3	3.0	3	0
Weeden, Brandon	0	-9	-9.0	-9	0
Browns	328	3,668	11.2	71t	16
Opponents	378	4,156	11.0	64t	27

INTERCEPTIONS	NO	YDS	AVG	LG	TD
Haden, Joe	3	64	21.3	50	0
Young, Usama	3	44	14.7	44	0
Brown, Sheldon	3	20	6.7	19t	1
Jackson, D'Qwell	2	31	15.5	27t	1
Robertson, Craig	2	1	0.5	1	0
Ward, T.J.	1	37	37.0	37	0
Gipson, Tashaun	1	23	23.0	23	0
Fort, L.J.	1	10	10.0	10	0
Winn, Billy	1	0	0.0	0	0
Browns	17	230	13.5	50	2
Opponents	18	296	16.4	63t	2

PUNTING	NO	YDS	AVG	NET	TB	IN	LG	B
Hodges, Reggie	90	3,766	41.8	37.1	4	29	58	0
Browns	90	3,766	41.8	37.1	4	29	58	0
Opponents	88	4,044	46.0	37.0	9	27	66	0

PUNT RETURNS	NO	FC	YDS	AVG	LG	TD
Cribbs, Joshua	38	8	457	12.0	60	0
Benjamin, Travis	3	1	149	49.7	93t	1
Browns	41	9	606	14.8	93t	1
Opponents	34	26	343	10.1	81t	1

KICKOFF RETURNS	NO	YDS	AVG	LG	TD
Cribbs, Joshua	43	1,178	27.4	74	0
Benjamin, Travis	3	76	25.3	29	0
Hagg, Eric	2	8	4.0	5	0
Johnson, James-Michael	1	0	0.0	0	0
Stephens, Emmanuel	1	7	7.0	7	0
Browns	50	1,269	25.4	74	0
Opponents	43	853	19.8	34	0

FIELD GOALS	1-19	20-29	30-39	40-49	50+	TOT
Dawson, Phil	0/0	8/9	8/9	6/6	7/7	29/31
Browns	0/0	8/9	8/9	6/6	7/7	29/31
Opponents	0/0	2/3	7/7	10/12	1/2	20/24

PASSING	ATT	CMP	YDS	PCT	AV/AT	TD	TD%	INT	INT%	LG	TKLD	RATNG
Weeden, Brandon	517	297	3,385	57.4	6.55	14	2.7	17	3.3	71t	28/186	72.6
Lewis, Thaddeus	32	22	204	68.8	6.38	1	3.1	1	3.1	23	3/14	83.3
McCoy, Colt	17	9	79	52.9	4.65	1	5.9	0	0.0	21	4/25	85.2
Browns	566	328	3,668	58.0	6.48	16	2.8	18	3.2	71t	36/233	73.5
Opponents	600	378	4,156	63.0	6.93	27	4.5	17	2.8	64t	38/233	86.6

2013 (4-12)

COACH: Rob Chudzinski

DIVISION FINISH: 4th AFC North

2013 USUAL STARTING LINEUPS

OFFENSE

WR	15	Greg Little
LT	73	Joe Thomas
LG	77	John Greco
C	55	Alex Mack
RG	66	Shawn Lauvao
RT	72	Mitchell Schwartz
TE	82	Benjamin Watson
WR	13	Josh Gordon
QB	3	Brandon Weeden
RB	33	Trent Richardson
TE	84	Jordan Cameron

DEFENSE

LE	97	Jabaal Sheard
DT	98	Phil Taylor
DT	71	Ahtyba Rubin
RE	92	Frostee Rucker
SLB	50	James-Michael Johnson
MLB	52	D'Qwell Jackson
WLB	56	Kaluka Maiava
LCB	23	Joe Haden
RCB	24	Sheldon Brown
FS	28	Usama Young
SS	43	T.J. Ward

RADIO ANNOUNCERS:

Jim Donovan, Doug Dieken (92.3 The Fan WKRK-FM, ESPN 850 WKNR, WNCX 98.5 FM)

DATE	RESULT	OPPONENT	ATT
9/9	L, 16-17	Philadelphia Eagles	68,693
9/16	L, 27-34	at Cincinnati Bengals	63,036
9/23	L, 14-24	Buffalo Bills	69,353
9/27	L, 16-23	at Baltimore Ravens	70,944
10/7	L, 27-41	at New York Giants	79,911
10/14	W, 34-24	Cincinnati Bengals	67,060
10/21	L, 13-17	at Indianapolis Colts	64,560
10/28	W, 7-6	San Diego Chargers	65,337
11/4	L, 15-25	Baltimore Ravens	65,449
11/18	L, 20-23 (OT)	at Dallas Cowboys	81,936
11/25	W, 20-14	Pittsburgh Steelers	69,661
12/2	W, 20-17	at Oakland Raiders	43,641
12/9	W, 30-7	Kansas City Chiefs	62,422
12/16	L, 21-38	Washington Redskins	65,083
12/23	L, 12-34	at Denver Broncos	76,351
12/30	L, 10-24	at Pittsburgh Steelers	51,831

TEAM STATISTICS	BROWNS	OPPONENT
Total First Downs	279	345
Rushing	71	104
Passing	185	203
Penalty	23	38
3rd Down: Made/Att	67/218	85/223
3rd Down Pct.	30.7	38.1
4th Down: Made/Att	7/16	7/11
4th Down Pct.	43.8	63.6
Possession Avg.	27:59	32:01
Total Net Yards	5,028	5,821
Avg. Per Game	314.3	363.8
Total Plays	998	1,095
Avg. Per Play	5.0	5.3
Net Yards Rushing	1,593	1,898
Avg. Per Game	99.6	118.6
Total Rushes	396	457
Net Yards Passing	3,435	3,923
Avg. Per Game	214.7	245.2
Sacked/Yards Lost	36/233	38/233
Gross Yards	3,668	4,156
Att./Completions	566/328	600/378
Completion Pct.	58.0	63.0
Had Intercepted	18	17
Punts/Average	90/41.8	88/46.0
Net Punting Avg.	90/37.1	88/37.0
Penalties/Yards	113/1,005	120/1008
Fumbles/Ball Lost	22/8	25/12
Touchdowns	31	44
Rushing	12	14
Passing	16	27
Returns	3	3

SCORE BY PERIODS	1ST	2ND	3RD	4TH	OT	TOT
Browns	50	89	69	94	0	302
Opponents	84	96	75	110	3	368

SCORING	TD	RU	PA	RT	PAT	FG	2PT PTS
Dawson, Phil	0	0	0	0	29/29	29/31	0 116
Richardson, Trent	12	11	1	0	0/0	0/0	0 72
Gordon, Josh	5	0	5	0	0/0	0/0	0 30
Little, Greg	4	0	4	0	0/0	0/0	0 24

Benjamin, Travis	3	0	2	1	0/0	0/0	0 18
Watson, Benjamin	3	0	3	0	0/0	0/0	0 18
Brown, Sheldon	1	0	0	1	0/0	0/0	0 6
Cameron, Jordan	1	0	1	0	0/0	0/0	0 6
Hardesty, Montario	1	1	0	0	0/0	0/0	0 6
Jackson, D'Qwell	1	0	0	1	0/0	0/0	0 6
Browns	31	12	16	3	29/29	29/31	0 302
Opponents	44	14	27	3	42/42	20/24	0 368

SACKS: J. Sheard 7, J. Parker 6, F. Rucker 4, D. Jackson 3.5, J. Hughes 3.0, K. Maiava 2.0, A. Rubin 2.0, U. Young 1.5, S. Brown 1.0, L.J. Fort 1.0, S. Fujita 1.0, C. Robertson 1.0, E. Stephens 1.0, P. Taylor 1.0, T.J. Ward 1.0, B. Wlinn 1.0, Team 1

Browns: 38.0, Opponents: 36.0

RUSHING	NO	YDS	AVG	LG	TD
Richardson, Trent	267	950	3.6	32t	11
Hardesty, Montario	65	271	4.2	25	1
Weeden, Brandon	27	111	4.1	25	0
Benjamin, Travis	6	66	11.0	35	0
Jackson, Brandon	8	54	6.8	25	0
Cribbs, Josh	6	42	7.0	16	0
Ventrone, Ray	1	35	35.0	35	0
Ogbonnaya, Chris	8	30	3.8	9	0
Little, Greg	2	15	7.5	17	0
McCoy, Colt	4	15	3.8	15	0
Lewis, Thaddeus	1	3	3.0	3	0
Norwood, Jordan	1	1	1.0	1	0
Browns	396	1,593	4.0	35	12
Opponents	457	1,898	4.2	80t	14

RECEIVING	NO	YDS	AVG	LG	TD
Little, Greg	53	647	12.2	43	4
Richardson, Trent	51	367	7.2	27	1
Gordon, Josh	50	805	16.1	71t	5
Watson, Benjamin	49	501	10.2	27	3
Ogbonnaya, Chris	24	187	7.8	38	0
Cameron, Jordan	20	226	11.3	28	1
Benjamin, Travis	18	296	16.6	69t	2
Massaquoi, Mohamed	17	254	14.9	54	0
Norwood, Jordan	13	137	10.5	27	0
Smith, Alex	13	47	3.6	17	0
Cooper, Josh	8	106	13.3	28	0
Cribbs, Josh	7	63	9.0	24	0
Jackson, Brandon	2	20	10.0	14	0
Hardesty, Montario	2	16	8.0	9	0
Smelley, Brad	1	3	3.0	3	0
Weeden, Brandon	0	-9	-9.0	-9	0
Browns	328	3,668	11.2	71t	16
Opponents	378	4,156	11.0	64t	27

INTERCEPTIONS	NO	YDS	AVG	LG	TD
Haden, Joe	3	64	21.3	50	0
Young, Usama	3	44	14.7	44	0
Brown, Sheldon	3	20	6.7	19t	1
Jackson, D'Qwell	2	31	15.5	27t	1
Robertson, Craig	2	1	0.5	1	0
Ward, T.J.	1	37	37.0	37	0
Gipson, Tashaun	1	23	23.0	23	0
Fort, L.J.	1	10	10.0	10	0
Winn, Billy	1	0	0.0	0	0
Browns	17	230	13.5	50	2
Opponents	18	296	16.4	63t	2

PUNTING	NO	YDS	AVG	NET	TB	IN	LG	B
Hodges, Reggie	90	3,766	41.8	37.1	4	29	58	0
Browns	90	3,766	41.8	37.1	4	29	58	0
Opponents	88	4,044	46.0	37.0	9	27	66	0

PUNT RETURNS	NO	FC	YDS	AVG	LG	TD
Cribbs, Joshua	38	8	457	12.0	60	0
Benjamin, Travis	3	1	149	49.7	93t	1
Browns	41	9	606	14.8	93t	1
Opponents	34	26	343	10.1	81t	1

KICKOFF RETURNS	NO	YDS	AVG	LG	TD
Cribbs, Joshua	43	1,178	27.4	74	0
Benjamin, Travis	3	76	25.3	29	0
Hagg, Eric	2	8	4.0	5	0
Johnson, James-Michael	1	0	0.0	0	0
Stephens, Emmanuel	1	7	7.0	7	0
Browns	50	1,269	25.4	74	0
Opponents	43	853	19.8	34	0

FIELD GOALS	1-19	20-29	30-39	40-49	50+	TOT
Dawson, Phil	0/0	8/9	8/9	6/6	7/7	29/31
Browns	0/0	8/9	8/9	6/6	7/7	29/31
Opponents	0/0	2/3	7/7	10/12	1/2	20/24

PASSING	ATT	CMP	YDS	PCT	AV/AT	TD	TD%	INT	INT%	LG	TKLD	RATNG
Weeden, Brandon	517	297	3,385	57.4	6.55	14	2.7	17	3.3	71t	28/186	72.6
Lewis, Thaddeus	32	22	204	68.8	6.38	1	3.1	1	3.1	23	3/14	83.3
McCoy, Colt	17	9	79	52.9	4.65	1	5.9	0	0.0	21	4/25	85.2
Browns	566	328	3,668	58.0	6.48	16	2.8	18	3.2	71t	36/233	73.5
Opponents	600	378	4,156	63.0	6.93	27	4.5	17	2.8	64t	38/233	86.6

2014 (7-9)

COACH: Mike Pettine
DIVISION FINISH: 4th AFC North
2014 USUAL STARTING LINEUPS

OFFENSE		DEFENSE	
WR 16	Andrew Hawkins	RE 92	Desmond Bryant
LT 73	Joe Thomas	NT 71	Ahtyba Rubin
LG 75	Joel Bitonio	LE 98	Phil Taylor
C 55	Alex Mack		90 Billy Winn
68	Nick McDonald	OLB 99	Paul Kruger
RG 77	John Greco	ILB 56	Karlos Dansby
RT 72	Mitchell Schwartz	ILB 53	Craig Robertson
TE 84	Jordan Cameron		58 Chris Kirksey
81	Jim Dray	OLB 51	Barkevious Mingo
WR 19	Miles Austin	LCB 23	Joe Haden
QB 6	Brian Hoyer	RCB 22	Buster Skrine
RB 44	Ben Tate	FS 39	Tashaun Gipson
28	Terrance West	SS 31	Donte Whitner
FB 48	Ray Agnew		

RADIO ANNOUNCERS:
 Jim Donovan, Doug Dieken (92.3 The Fan WKRK-FM, ESPN 850 WKNR, WNCX 98.5 FM)

DATE	RESULT	OPPONENT	ATT
9/7	L, 27-30	at Pittsburgh Steelers	64,598
9/14	W, 26-24	New Orleans Saints	67,407
9/21	L, 21-23	Baltimore Ravens	67,407
10/5	W, 29-28	at Tennessee Titans	69,143
10/12	W, 31-10	Pittsburgh Steelers	67,431
10/19	L, 6-24	at Jacksonville Jaguars	61,341
10/26	W, 23-13	Oakland Raiders	67,431
11/2	W, 22-17	Tampa Bay Buccaneers	67,431
11/6	W, 24-3	at Cincinnati Bengals	65,871
11/16	L, 7-23	Houston Texans	67,431
11/23	W, 26-24	at Atlanta Falcons	70,046
11/30	L, 10-26	at Buffalo Bills	68,576
12/7	L, 24-25	Indianapolis Colts	67,431
12/14	L, 0-30	Cincinnati Bengals	67,431
12/21	L, 13-17	at Carolina Panthers	73,810
12/28	L, 10-20	at Baltimore Ravens	71,070

TEAM STATISTICS	BROWNS	OPPONENT
Total First Downs	294	348
Rushing	88	126
Passing	179	184
Penalty	27	38
3rd Down: Made/Att	61/207	90/239
3rd Down Pct.	29.5	37.7
4th Down: Made/Att	5/14	11/18
4th Down Pct.	35.7	61.1
Possession Avg.	28:13	31:47
Total Net Yards	5193	5857
Avg. Per Game	324.6	366.1
Total Plays	1010	1118
Avg. Per Play	5.1	5.2
Net Yards Rushing	1728	2265
Avg. Per Game	108.0	141.6
Total Rushes	477	500
Net Yards Passing	3465	3592
Avg. Per Game	216.6	224.5
Sacked/Yards Lost	31/213	31/191
Gross Yards	3678	3783
Att./Completions	502/274	587/335
Completion Pct.	54.6	57.1
Had Intercepted	16	21
Punts/Average	93/44.3	86/44.1
Net Punting Avg.	93/39.2	86/40.1
Penalties/Yards	116/932	98/769
Fumbles/Ball Lost	16/7	22/8
Touchdowns	32	36
Rushing	17	13
Passing	12	22
Returns	3	1

SCORE BY PERIODS	1ST	2ND	3RD	4TH	OT	TOT
Team	56	85	82	76	—	299
Opponents	53	119	53	112	—	337

SCORING	TD	RU	PA	RT	PAT	FG	2PT	PTS
Cundiff, Billy	0	0	0	0	28/28	22/29	0	94
Crowell, Isaiah	8	8	0	0	0/0	0/0	0	48
West, Terrance	5	4	1	0	0/0	0/0	0	30

Tate, Ben	4	4	0	0	0/0	0/0	0	24
Benjamin, Travis	3	0	3	0	0/0	0/0	0	18
Austin, Miles	2	0	2	0	0/0	0/0	0	12
Cameron, Jordan	2	0	2	0	0/0	0/0	0	12
Hawkins, Andrew	2	0	2	0	0/0	0/0	0	12
Hartley, Garrett	0	0	0	0	2/2	3/3	0	11
Dray, Jim	1	0	1	0	0/0	0/0	0	6
Gabriel, Taylor	1	0	1	0	0/0	0/0	0	6
Gilbert, Justin	1	0	0	1	0/0	0/0	0	6
Gipson, Tashaun	1	0	0	1	0/0	0/0	0	6
Manziel, Johnny	1	1	0	0	0/0	0/0	0	6
Robertson, Craig	1	0	0	1	0/0	0/0	0	6
Carder, Tank	0	0	0	0	0/0	0/0	1	2
Team	32	17	12	3	30/30	25/32	1	299
Opponents	36	13	22	1	34/34	29/34	0	337

SACKS: P. Kruger 11.0, D. Bryant 5.0, K. Dansby 3.0, C. Kirksey 2.0, B. Mingo 2.0, J. Sheard 2.0, S. Solomon 1.0, A. Bryant 1.0, J. Leonhard 1.0, A. Rubin 1.0, K. Williams 1.0, (group) 1, **Browns 31, Opponents 31**

RUSHING	NO	YDS	AVG	LG	TD
West, Terrance	171	673	3.9	36	4
Crowell, Isaiah	148	607	4.1	35	8
Tate, Ben	106	333	3.1	25	4
Hoyer, Brian	24	39	1.6	11	0
Manziel, Johnny	9	29	3.2	10t	1
Draughn, Shaun	10	19	1.9	6	0
Hawkins, Andrew	3	15	5.0	8	0
Benjamin, Travis	3	11	3.7	10	0
Gabriel, Taylor	4	10	2.5	8	0
Shaw, Connor	7	9	1.3	7	0
Agnew, Ray	2	2	1.0	2	0
Team	477	1,728	3.6	36	17
Opponents	500	2,265	4.5	38t	13

RECEIVING	NO	YDS	AVG	LG	TD
Hawkins, Andrew	63	824	13.1	65	2
Austin, Miles	47	568	12.1	31	2
Gabriel, Taylor	36	621	17.3	70	1
Cameron, Jordan	24	424	17.7	81t	2
Gordon, Josh	24	303	12.6	32	0
Benjamin, Travis	18	314	17.4	43	3
Dray, Jim	17	242	14.2	31	1
Barnidge, Gary	13	156	12.0	28	0
West, Terrance	11	64	5.8	11	1
Crowell, Isaiah	9	87	9.7	19	0
Tate, Ben	9	60	6.7	23	0
Agnew, Ray	3	15	5.0	12	0
Team	274	3,678	13.4	81t	12
Opponents	335	3,783	11.3	75t	22

INTERCEPTIONS	NO	YDS	AVG	LG	TD
Gipson, Tashaun	6	158	26.3	62t	1
Skrine, Buster	4	34	8.5	30	0
Haden, Joe	3	0	0.0	0	0
Leonhard, Jim	2	34	17.0	34	0
Robertson, Craig	2	30	15.0	15	0
Whitner, Donte	1	54	54.0	54	0
Gilbert, Justin	1	23	23.0	23t	1
Dansby, Karlos	1	0	0.0	0	0
Winn, Billy	1	0	0.0	0	0
Team	21	333	15.9	62t	2
Opponents	16	118	7.4	33	0

PUNTING	NO	YDS	AVG	NET	TB	IN	LG	B
Lanning, Spencer	93	4,119	44.3	39.2	9	25	59	0
Team	93	4,119	44.3	39.2	9	25	59	0
Opponents	86	3,790	44.1	40.1	8	27	70	1

PUNT RETURNS	NO	FC	YDS	AVG	LG	TD
Benjamin, Travis	15	8	127	8.5	37	0
Poyer, Jordan	7	2	28	4.0	8	0
Leonhard, Brian	4	15	26	6.5	12	0
Williams, K'Waun	1	0	0	0.0	0	0
Team	27	25	181	6.7	37	0
Opponents	42	26	295	7.0	36	0

KICKOFF RETURNS	NO	YDS	AVG	LG	TD
Moore, Marlon	13	322	24.8	32	0
Benjamin, Travis	12	246	20.5	28	0
Draughn, Shaun LG	8	173	21.6	39	0
Draughn, Shaun TM	5	115	23.0	39	0
Gabriel, Taylor	4	96	24.0	30	0
Leonhard, Jim	1	5	5.0	5	0
Poyer, Jordan	1	14	14.0	14	0
Robertson, Craig	1	3	3.0	3	0
Team	37	801	21.6	39	0
Opponents	31	695	22.4	41	0

FIELD GOALS	1-19	20-29	30-39	40-49	50+	TOT
Cundiff, Billy	0/0	6/6	10/13	5/7	1/3	22/29
Hartley, Garrett	0/0	0/0	2/2	1/1	0/0	3/3
Team	0/0	6/6	12/15	6/8	1/3	25/32
Opponents	0/0	6/6	12/13	8/9	3/6	29/34

PASSING	ATT	CMP	YDS	PCT	AV/AT	TD	TD%	INT	INT%	LG	TKLD	RATNG
Hoyer, Brian	438	242	3,326	55.3	7.59	12	2.7	13	3.0	81t	24/160	76.5
Manziel, Johnny	35	18	175	51.4	5.00	0	0.0	2	5.7	32	3/ 26	42.0
Shaw, Connor	28	14	177	50.0	6.32	0	0.0	1	3.6	49	4/ 27	55.2
Gordon, Josh	1	0	0	0.0	0.0	0/0	0.0	0	0.0	—	0/ 0	39.6
Team	502	274	3,678	54.6	7.33	12	2.4	16	3.2	81t	31/ 213	72.8
Opponents	587	335	3,783	57.1	6.44	22	3.7	21	3.6	75t	31/ 191	74.1

2015 (3-13)

COACH: Mike Pettine

DIVISION FINISH: 4th AFC North

2015 USUAL STARTING LINEUPS

OFFENSE

WR	11	Travis Benjamin
LT	73	Joe Thomas
LG	75	Joel Bitonio
C	55	Alex Mack
RG	77	John Greco
RT	72	Mitchell Schwartz
TE	82	Gary Barnidge
WR	16	Andrew Hawkins
QB	13	Josh McCown
	2	Johnny Manziel
RB	34	Isaiah Crowell
	28	Duke Johnson Jr.
TE	81	Jim Dray

DEFENSE

RE	94	Randy Starks
NT	71	Danny Shelton
LE	98	Desmond Bryant
OLB	99	Paul Kruger
MIKE	56	Karlos Dansby
WILL	53	Craig Robertson
	58	Christian Kirksey
OLB	44	Nate Orchard
LCB	23	Joe Haden
	26	Pierre Desir
	43	Charles Gaines
RCB	22	Tramon Williams
FS	39	Tashaun Gipson
SS	31	Donte Whitner

RADIO ANNOUNCERS:

Jim Donovan, Doug Dieken (92.3 The Fan WKRK-FM, ESPN 850 WKNR, WNCX 98.5 FM)

DATE	RESULT	OPPONENT	ATT
9/13	L, 10-31	at New York Jets	78,160
9/20	W, 28-14	Tennessee Titans	67,431
9/27	L, 20-27	Oakland Raiders	67,431
10/4	L, 27-30	at San Diego Chargers	63,710
10/11	W, 33-30 (OT)	at Baltimore Ravens	71,046
10/18	L, 23-26 (OT)	Denver Broncos	67,431
10/25	L, 6-24	at St. Louis Rams	51,523
11/1	L, 20-34	Arizona Cardinals	67,431
11/5	L, 10-31	at Cincinnati Bengals	65,816
11/15	L, 9-30	at Pittsburgh Steelers	64,402
11/30	L, 27-33	Baltimore Ravens	64,380
12/6	L, 3-37	Cincinnati Bengals	64,775
12/13	W, 24-10	San Francisco 49ers	63,916
12/20	L, 13-30	at Seattle Seahawks	69,002
12/27	L, 13-17	at Kansas City Chiefs	69,115
1/3	L, 12-28	Pittsburgh Steelers	66,693

TEAM STATISTICS	BROWNS	OPPONENT
Total First Downs	307	321
Rushing	81	104
Passing	192	186
Penalty	34	31
3rd Down: Made/Att	95/227	81/203
3rd Down Pct.	41.9	39.9
4th Down: Made/Att	10/24	10/15
4th Down Pct.	41.7	66.7
Possession Avg.	30:26	29:34
Total Net Yards	5311	6067
Avg. Per Game	331.9	379.2
Total Plays	1042	998
Avg. Per Play	5.1	6.1
Net Yards Rushing	1529	2055
Avg. Per Game	95.6	128.4
Total Rushes	380	458
Net Yards Passing	3782	4012
Avg. Per Game	236.4	250.8
Sacked/Yards Lost	53/374	29/157
Gross Yards	4156	4169
Att./Completions	609/371	511/322
Completion Pct.	60.9	63.0
Had Intercepted	12	11
Punts/Average	70/46.7	63/43.5
Net Punting Avg.	40.1	36.4
Penalties/Yards	120/1083	108/833
Fumbles/Ball Lost	28/18	18/10
Touchdowns	28	49
Rushing	5	11
Passing	20	34
Returns	3	4

SCORE BY PERIODS	1ST	2ND	3RD	4TH	OT	TOT
Team	50	90	48	87	3	278
Opponents	98	116	88	127	3	432

SCORING	TD	RU	PA	RT	PAT	FG	2PT	PTS
Coons, Travis	0	0	0	0	22/24	28/32	0	106
Barnidge, Gary	9	0	9	0	0/0	0/0	0	54

Benjamin, Travis	6	0	5	1	0/0	0/0	0	36
Crowell, Isaiah	5	4	1	0	0/0	0/0	0	30
Dansby, Karlos	2	0	0	2	0/0	0/0	0	12
Hartline, Brian	2	0	2	0	0/0	0/0	0	12
Johnson Jr., Duke	2	0	2	0	0/0	0/0	0	12
McCown, Josh	1	1	0	0	0/0	0/0	0	6
Moore, Marlon	1	0	1	0	0/0	0/0	0	6
Gabriel, Taylor	0	0	0	0	0/0	0/0	1	2
Hawkins, Andrew	0	0	0	0	0/0	0/0	1	2
Team	28	5	20	3	22/24	28/32	2	278
Opponents	49	11	34	4	44/45	30/35	2	432

SACKS: D. Bryant 6.0, A. Bryant 5.5, C. Kirksey 3.5, N. Orchard 3.0, P. Kruger 2.5, X. Cooper 1.5, J. Hughes 1.5, D. Whitner 1.5, J. Meder 1.0, J. Poyer 1.0, R. Starks 1.0, K. Williams 1.0

Browns 29, Opponents 52

RUSHING	NO	YDS	AVG	LG	TD
Crowell, Isaiah	185	706	3.8	54	4
Johnson Jr., Duke	104	379	3.6	39	0
Manziel, Johnny	37	230	6.2	34	0
McCown, Josh	20	98	4.9	13	1
Turbin, Robert	18	60	3.3	22	0
Davis, Austin	7	33	4.7	17	0
Benjamin, Travis	4	12	3.0	10	0
Draughn, Shaun	2	10	5.0	6	0
Poyer, Jordan	1	10	10.0	10	0
Pryor, Terrelle	1	-1	-1.0	-1	0
Winston, Glenn	1	-8	-8.0	-8	0
Team	380	1,529	4.0	54	5
Opponents	458	2,055	4.5	54	11

RECEIVING	NO	YDS	AVG	LG	TD
Barnidge, Gary	79	1,043	13.2	40	9
Benjamin, Travis	68	966	14.2	61	5
Johnson Jr., Duke	61	534	8.8	52	2
Hartline, Brian	46	523	11.4	41	2
Gabriel, Taylor	28	241	8.6	56	0
Hawkins, Andrew	27	276	10.2	25	0
Crowell, Isaiah	19	182	9.6	53	1
Jennings, Darius	14	117	8.4	16	0
Moore, Marlon	7	81	11.6	20	1
Dray, Jim	6	61	10.2	18	0
Bowe, Dwayne	5	53	10.6	16	0
Johnson, Malcolm	4	15	3.8	8	0
Turbin, Robert	2	8	4.0	7	0
Draughn, Shaun	2	1	0.5	2	0
Pryor, Terrelle	1	42	42.0	42	0
Bibbs, E.J.	1	7	7.0	7	0
Housler, Rob	1	6	6.0	6	0
Team	371	4,156	11.2	61	20
Opponents	322	4,169	12.9	75t	34

INTERCEPTIONS	NO	YDS	AVG	LG	TD
Dansby, Karlos	3	93	31.0	52t	2
Poyer, Jordan	2	24	12.0	12	0
Gipson, Tashaun	2	0	0.0	0	0
Orchard, Nate	1	46	46.0	46	0
Robertson, Craig	1	38	38.0	38	0
Mingo, Barkevious	1	7	7.0	7	0
Williams, Tramon	1	2	2.0	2	0
Team	11	210	19.1	52t	2
Opponents	12	204	17.0	63t	1

PUNTING	NO	YDS	AVG	NET	TB	IN	LG	B
Lee, Andy	70	3,270	46.7	40.1	4	25	67	0
Team	70	3,270	46.7	40.1	4	25	67	0
Opponents	63	2,741	43.5	36.4	6	17	64	1

PUNT RETURNS	NO	FC	YDS	AVG	LG	TD
Benjamin, Travis	28	10	324	11.6	78t	1
Williams, Tramon	1	0	1	1.0	1	0
Team	29	10	325	11.2	78t	1
Opponents	37	15	381	10.3	82t	1

KICKOFF RETURNS	SNO	YDS	AVG	LG	TD
Gilbert, Justin	12	339	28.3	40	0
Mostert, Raheem	12	309	25.8	53	0
Jennings, Darius	7	158	22.6	28	0
Draughn, Shaun	5	106	21.2	31	0
Moore, Marlon	3	77	25.7	29	0
Johnson Jr., Duke	2	52	26.0	30	0
Team	41	1,041	25.4	53	0
Opponents	42	894	21.3	46	0

FIELD GOALS	1-19	20-29	30-39	40-49	50+	TOT
Coons, Travis	0/0	11/11	10/10	7/9	0/2	28/32
Team	0/0	11/11	10/10	7/9	0/2	28/32
Opponents	0/0	10/10	12/13	8/9	0/3	30/35

PASSING	ATT	CMP	YDS	PCT	AV/AT	TD	TD%	INT	INT%	LG	TKLD	RATNG
McCown, Josh	292	186	2,109	63.7	7.22	12	4.1	4	1.4	56	23/137	93.3
Manziel, Johnny	223	129	1,500	57.8	6.73	7	3.1	5	2.2	61	19/141	79.4
Davis, Austin	94	56	547	59.6	5.82	1	1.1	3	3.2	42t	11/96	66.2
Team	609	371	4,156	60.9	6.82	20	3.3	12	2.0	61	53/374	84.0
Opponents	511	322	4,169	63.0	8.16	34	6.7	11	2.2	75t	29/157	101.8

2016 (1-15)

COACH: Hue Jackson

DIVISION FINISH: 4th AFC North

2016 USUAL STARTING LINEUPS

OFFENSE

WR	19	Corey Coleman
LT	73	Joe Thomas
LG	75	Joel Bitonio
C	66	Spencer Drango
RG	77	John Greco
RT	67	Austin Pasztor
TE	82	Gary Barnidge
WR	11	Terrelle Pryor Sr.
QB	10	Robert Griffin III
	6	Cody Kessler
RB	34	Isaiah Crowell
TE	86	Randall Telfer

DEFENSE

DE	98	Jamie Meder
NT	55	Danny Shelton
DE	90	Emmanuel Ogbah
OLB	51	Jamie Collins Sr.
ILB	56	Demario Davis
ILB	58	Christian Kirksey
OLB	57	Cam Johnson
	20	Briean Boddy-Calhoun
LCB	23	Joe Haden
RCB	21	Jamar Taylor
FS	33	Jordan Poyer
	39	Ed Reynolds II
SS	24	Ibraheem Campbell
	30	Derrick Kindred

RADIO ANNOUNCERS:

Jim Donovan, Doug Dieken (92.3 The Fan WKRK-FM, ESPN 850 WKNR, WNCX 98.5 FM)

DATE	RESULT	OPPONENT	ATT
9/11	L, 10-29	at Philadelphia Eagles	69,596
9/18	L, 20-25	Baltimore Ravens	67,431
9/25	L, 24-30 (OT)	at Miami Dolphins	65,176
10/2	L, 20-31	at Washington Redskins	76,249
10/9	L, 13-33	New England Patriots	67,431
10/16	L, 26-28	at Tennessee Titans	60,897
10/23	L, 17-31	at Cincinnati Bengals	65,047
10/30	L, 28-31	New York Jets	67,431
11/6	L, 10-35	Dallas Cowboys	67,431
11/10	L, 7-28	at Baltimore Ravens	70,921
11/20	L, 9-24	Pittsburgh Steelers	67,431
11/27	L, 13-27	New York Giants	60,034
12/11	L, 10-23	Cincinnati Bengals	60,028
12/18	L, 13-33	at Buffalo Bills	66,529
12/24	W, 20-17	San Diego Chargers	57,272
1/1	L, 24-27 (OT)	at Pittsburgh Steelers	55,921

TEAM STATISTICS	BROWNS	OPPONENT
Total First Downs	296	364
Rushing	83	121
Passing	181	220
Penalty	32	23
3rd Down: Made/Att	77/212	93/206
3rd Down Pct.	36.3	45.1
4th Down: Made/Att	13/18	9/12
4th Down Pct.	72.2	75.0
Possession Avg.	27:44	32:16
Total Net Yards	4,976	6,279
Avg. Per Game	311.0	392.4
Total Plays	983	1,067
Avg. Per Play	5.1	5.9
Net Yards Rushing	1,712	2,283
Avg. Per Game	107.0	142.7
Total Rushes	350	498
Net Yards Passing	3264	3996
Avg. Per Game	204.0	249.8
Sacked/Yards Lost	66/429	26/177
Gross Yards	3,693	4,173
Att./Completions	567/338	543/347
Completion Pct.	59.6	63.9
Had Intercepted	14	10
Punts/Average	83/45.3	74/46.9
Net Punting Avg.	40.3	42.1
Penalties/Yards	95/736	104/930
Fumbles/Ball Lost	26/11	12/3
Touchdowns	29	56
Rushing	13	18
Passing	15	36
Returns	1	2

SCORE BY PERIODS	1ST	2ND	3RD	4TH	OT	TOT
Team	63	101	36	61	3	264
Opponents	103	123	107	107	12	452

SCORING	TD	RU	PA	RT	PAT	FG	2PT	PTS
Parkey, Cody	0	0	0	0	20/21	20/25	0	80
Crowell, Isaiah	7	7	0	0	0/0	0/0	0	42
Pryor Sr., Terrelle	5	1	4	0	0/0	0/0	1	32

Hawkins, Andrew	3	0	3	0	0/0	0/0	0	18
Coleman, Corey	3	0	3	0	0/0	0/0	0	18
Barnidge, Gary	2	0	2	0	0/0	0/0	1	14
Griffin III, Robert	2	2	0	0	0/0	0/0	0	12
DeValve, Seth	2	0	2	0	0/0	0/0	0	12
Murray, Patrick	0	0	0	0	3/4	1/2	0	6
Atkinson III, George	1	1	0	0	0/0	0/0	0	6
Hamlett, Connor	1	0	1	0	0/0	0/0	0	6
Johnson Jr., Duke	1	1	0	0	0/0	0/0	0	6
Boddy-Calhoun, Briean	1	0	0	1	0/0	0/0	0	6
Hogan, Kevin	1	1	0	0	0/0	0/0	0	6
Team	29	13	15	1	23/25	21/27	2	264
Opponents	56	18	36	2	49/52	19/27	2	452

SACKS: E. Ogbah 5.5, C. Johnson 3.0, C. Kirksey 2.5, C. Nassib 2.5, D. Davis 2.0, J. Collins Sr. 2.0, C. Lemonier 2.0, D. Shelton 1.5, E. Reynolds II 1.0, B. Boddy-Calhoun 1.0, J. Meder 1.0, T. Holmes 1.0, J. Schobert 0.5, S. Paea 0.5

Browns 26, Opponents 66

RUSHING	NO	YDS	AVG	LG	TD
Crowell, Isaiah	198	952	4.8	85t	7
Johnson Jr., Duke	73	358	4.9	22	1
Griffin III, Robert	31	190	6.1	20	2
Hogan, Kevin	8	105	13.1	28t	1
Atkinson III, George	7	34	4.9	11	1
Pryor Sr., Terrelle	8	21	2.6	15	1
McCown, Josh	7	21	3.0	7	0
Kessler, Cody	11	18	1.6	8	0
Coleman, Corey	2	10	5.0	9	0
Johnson, Malcolm	1	2	2.0	2	0
Whitehurst, Charlie	2	1	0.5	2	0
Hawkins, Andrew	2	0	0.0	1	0
Team	350	1712	4.9	85t	13
Opponents	498	2283	4.6	74t	18

RECEIVING	NO	YDS	AVG	LG	TD
Pryor Sr., Terrelle	77	1,007	13.1	54	4
Barnidge, Gary	55	612	11.1	43	2
Johnson Jr., Duke	53	514	9.7	32	0
Crowell, Isaiah	40	319	8.0	44	0
Coleman, Corey	33	413	12.5	58	3
Hawkins, Andrew	33	324	9.8	33	3
Louis, Ricardo	18	205	11.4	42	0
DeValve, Seth	10	127	12.7	25t	2
Higgins, Rashard	6	77	12.8	19	0
Johnson, Malcolm	5	44	8.8	21	0
Vitale, Danny	4	27	6.8	17	0
Telfer, Randall	2	4	2.0	7	0
Hamlett, Connor	1	17	17.0	17t	1
Payton, Jordan	1	3	3.0	3	0
Team	338	3693	10.9	58	15
Opponents	347	4173	12.0	63	36

INTERCEPTIONS	NO	YDS	AVG	LG	TD
Boddy-Calhoun, Briean	3	94	31.3	67	1
Taylor, Jamar	3	43	14.3	29	0
Haden, Joe	3	9	3.0	9	0
Williams Sr., Tramon	1	0	0.0	0	0
Team	10	146	14.6	67	1
Opponents	14	76	5.4	25	0

PUNTING	NO	YDS	AVG	NET	TB	IN	LG	B
Colquitt, Britton	83	3761	45.3	40.3	2	22	65	0
Team	83	3761	45.3	40.3	2	22	65	0
Opponents	74	3473	46.9	42.1	8	32	72	0

PUNT RETURNS	NO	FC	YDS	AVG	LG	TD
Johnson Jr., Duke	17	1	112	6.6	18	0
Alford, Mario	8	3	68	8.5	17	0
Haden, Joe	2	2	18	9.0	13	0
Poyer, Jordan	2	3	2	1.0	2	0
Williams Sr., Tramon	1	4	0	0.0	0	0
Team	30	13	200	6.7	18	0
Opponents	45	23	376	8.4	40	0

KICKOFF RETURNS	NO	YDS	AVG	LG	TD
Louis, Ricardo	9	164	18.2	24	0
Alford, Mario	8	190	23.8	36	0
Atkinson III, George	8	137	17.1	21	0
Howard, Tracy	7	111	15.9	21	0
Johnson Jr., Duke	1	19	19.0	19	0
DeValve, Seth	1	13	13.0	13	0
Team	34	634	18.6	36	0
Opponents	24	510	21.3	48	0

FIELD GOALS	1-19	20-29	30-39	40-49	50+	TOT
Parkey, Cody	0/0	6/6	6/6	7/12	1/1	20/25
Murray, Patrick	0/0	0/0	1/1	0/0	0/1	1/2
Team	0/0	6/6	7/7	7/12	1/2	21/26
Opponents	0/0	5/5	7/9	6/10	1/3	19/27

PASSING	ATT	CMP	YDS	PCT	AV/AT	TD	TD%	INT	INT%	LG	TKLD	RATNG
Kessler, Cody	195	128	1,380	65.6	7.1	6	3.1	2	1.0	44	21/140	92.3
McCown, Josh	165	90	1,100	54.5	6.7	6	3.6	6	3.6	54	18/126	72.3
Griffin III, Robert	147	87	886	59.2	6.0	2	1.4	3	2.0	58	22/138	72.6
Whitehurst, Charlie	24	14	182	58.3	7.6	1	4.2	1	4.2	31	2/14	78.8
Hogan, Kevin	26	14	104	53.8	4.0	0	0.0	2	7.7	17	2/10	31.6
Pryor, Terrelle	9	5	41	55.6	4.6	0	0.0	0	0.0	26	1/1	67.4
Johnson Jr., Duke	1	0	0	0.0	0.0	0	0.0	0	0.0	0	0/0	39.6
Team	567	338	3,693	59.6	6.5	15	2.6	14	2.5	58	66/429	77.4
Opponents	543	347	4,173	63.9	7.7	36	6.6	10	1.8	63	26/177	101.8

2017 (0-16)

COACH: Hue Jackson
DIVISION FINISH: 4th AFC North
2017 USUAL STARTING LINEUPS

OFFENSE

WR	12	Josh Gordon
LT	73	Joe Thomas
	66	Spencer Drango
LG	75	Joel Bitonio
C	64	JC Tretter
RG	70	Kevin Zeitler
RT	72	Shon Coleman
TE	86	Randall Telfer
WR	19	Corey Coleman
QB	7	DeShone Kizer
RB	34	Isaiah Crowell
TE	85	David Njoku

DEFENSE

DE	95	Myles Garrett
DT	55	Danny Shelton
DT	93	Trevon Coley
DE	90	Emmanuel Ogbah
	94	Carl Nassib
WILL	58	Christian Kirksey
MIKE	53	Joe Schobert
SAM	51	Jamie Collins Sr.
	52	James Burgess Jr.
CB	30	Jason McCourty
CB	21	Jamar Taylor
S	22	Jabrill Peppers
S	26	Derrick Kindred

RADIO ANNOUNCERS:

Jim Donovan, Doug Dieken (92.3 The Fan WKRK-FM, ESPN 850 WKNR, WNCX 98.5 FM)

DATE	RESULT	OPPONENT	ATT
9/10	L, 18-21	Pittsburgh Steelers	67,431
9/17	L, 10-24	at Baltimore Ravens	70,605
9/24	L, 28-31	at Indianapolis Colts	63,351
10/1	L, 7-31	Cincinnati Bengals	67,431
10/8	L, 14-17	N.Y. Jets	62,032
10/15	L, 17-33	at Houston Texans	71,815
10/22	L, 9-12 OT	Tennessee Titans	59,061
10/29	L, 16-33	Minnesota Vikings	74,237
11/12	L, 24-38	at Detroit Lions	64,646
11/19	L, 7-19	Jacksonville Jaguars	57,003
11/26	L, 16-30	at Cincinnati Bengals	51,710
12/3	L, 10-19	at L.A. Chargers	25,320
12/10	L, 21-27 OT	Green Bay Packers	67,431
12/17	L, 10-27	Baltimore Ravens	56,434
12/24	L, 3-20	at Chicago Bears	58,796
12/31	L, 24-28	at Pittsburgh Steelers	50,704

TEAM STATISTICS	BROWNS	OPPONENT
Total First Downs	290	315
Rushing	97	95
Passing	157	189
Penalty	36	31
3rd Down: Made/Att	73/216	91/224
3rd Down Pct.	33.8	40.6
4th Down: Made/Att	12/23	5/10
4th Down Pct.	52.2	50.0
Possession Avg.	27:49	32:11
Total Net Yards	4,942	5,250
Avg. Per Game	308.9	328.1
Total Plays	1,008	1,026
Avg. Per Play	4.9	5.1
Net Yards Rushing	1,714	1,566
Avg. Per Game	107.1	97.9
Total Rushes	384	467
Net Yards Passing	3,228	3,684
Avg. Per Game	201.8	230.3
Sacked/Yards Lost	50/309	34/197
Gross Yards	3,537	3,881
Att./Completions	574/312	525/360
Completion Pct.	54.4	68.6
Had Intercepted	28	7
Punts/Average	82/46.7	83/44.5
Net Punting Avg.	40.3	39.9
Penalties/Yards	110/924	101/905
Fumbles/Ball Lost	25/13	21/6
Touchdowns	27	48
Rushing	11	14
Passing	15	28
Returns	1	6

SCORE BY PERIODS	1ST	2ND	3RD	4TH	OT	TOT		
Team	36	82	53	63	0	234		
Opponents	77	155	99	70	9	410		
SCORING	TD	RU	PA	RT	PAT	FG	2PT	PTS
Gonzalez, Zane	0	0	0	0	25/26	15/20	0	70

Johnson Jr., Duke	7	4	3	0	0/0	0/0	0	42
Kizer, DeShone	5	5	0	0	0/0	0/0	0	30
Njoku, David	4	0	4	0	0/0	0/0	0	24
Crowell, Isaiah	2	2	0	0	0/0	0/0	0	14
Britt, Kenny	2	0	2	0	0/0	0/0	0	12
Coleman, Corey	2	2	0	0	0/0	0/0	0	12
Higgins, Rashard	2	0	2	0	0/0	0/0	0	12
DeValve, Seth	1	0	1	0	0/0	0/0	0	6
Gordon, Josh	1	0	1	0	0/0	0/0	0	6
McCourty, Jason	1	0	0	1	0/0	0/0	0	6
Team	27	11	15	1	25/26	15/20	0	234
Opponents	48	14	28	6	41/44	25/29	1	410

SACKS: M.Garrett 7.0, E.Ogbah 4.0, J.Burgess 4.0, C.Kirksey 3.5, J.Schobert 3.0, C.Nassib 3.0, C.Brantley 2.0, N.Orchard 2.0, T.Coley 2.0, J.Collins 1.0, J.Currie 1.0, L.Ogunjobi 1.0, J.Taylor 0.5.

Browns 34, Opponents 50

RUSHING	NO	YDS	AVG	LG	TD
Crowell, Isaiah	206	853	4.1	59	2
Kizer, DeShone	77	419	4.5	20	5
Johnson Jr., Duke	82	348	4.2	19t	4
Hogan, Kevin	10	71	7.1	11	0
Dayes, Matt	5	13	2.6	4	0
Treggs, Bryce	1	6	6.0	6	0
Higgins, Rashard	1	4	4.0	4	0
Njoku, David	1	1	1.0	1	0
Kessler, Cody	1	-1	-1.0	-1	0
Team	384	1,714	4.5	59	11
Opponents	467	1,566	3.4	39	14

RECEIVING	NO	YDS	AVG	LG	TD
Johnson Jr., Duke	74	693	9.4	41t	3
DeValve, Seth	33	395	12.0	49	1
Njoku, David	32	386	12.1	34	4
Crowell, Isaiah	28	182	6.5	38	0
Louis, Ricardo	27	357	13.2	37	0
Higgins, Rashard	27	312	11.6	56t	2
Coleman, Corey	23	305	13.3	44	2
Gordon, Josh	18	335	18.6	54	1
Britt, Kenny	18	223	12.9	38	2
Williams, Kasen	9	84	9.3	14	0
Coates, Sammie	6	70	11.7	38	0
Treggs, Bryce	5	79	15.8	20	0
Dayes, Matt	4	29	7.3	15	0
Telfer, Randall	3	36	12.0	20	0
Vitale, Danny	3	19	6.3	11	0
Leslie, Jordan	1	26	26.0	26	0
Zeitler, Kevin	1	-4	-4.0	-4	0
Team	312	3,537	11.3	56t	15
Opponents	360	3,881	10.8	61t	28

INTERCEPTIONS	NO	YDS	AVG	LG	TD
McCourty, Jason	3	59	19.7	56t	1
Kindred, Derrick	1	30	30.0	30	0
Schobert, Joe	1	8	8.0	8	0
Collins, Jamie	1	0	0.0	0	0
Peppers, Jabrill	1	0	0.0	0	0
Team	7	97	13.9	56t	1
Opponents	28	354	12.6	82t	1

PUNTING	NO	YDS	AVG	NET	TB	IN	LG	B
Colquitt, Britton	80	3,811	47.6	40.6	2	24	67	1
Gonzalez, Zane	1	16	16.0	16.0	0	0	16	0
Team	82	3,827	46.7	40.3	2	24	67	1
Opponents	83	3,695	44.5	39.9	8	28	63	0

PUNT RETURNS	NO	FC	YDS	AVG	LG	TD
Peppers, Jabrill	30	15	180	6.0	25	0
Treggs, Bryce	5	3	24	4.8	11	0
Johnson Jr., Duke	3	1	17	5.7	12	0
Team	38	19	221	5.8	25	0
Opponents	45	13	482	10.7	65	0

KICKOFF RETURNS	NO	YDS	AVG	LG	TD
Dayes, Matt	18	437	24.3	71	0
Peppers, Jabrill	14	318	22.7	35	0
Orchard, Nate	2	17	8.5	9	0
Vitale, Danny	1	18	18.0	18	0
Team	35	790	22.6	71	0
Opponents	20	471	23.6	96t	1

FIELD GOALS	1-19	20-29	30-39	40-49	50+	TOT
Gonzalez, Zane	0/0	5/5	4/6	4/6	2/3	15/20
Team	0/0	5/5	4/6	4/6	2/3	15/20
Opponents	0/0	6/6	7/8	10/11	2/4	25/29

PASSING	ATT	CMP	YDS	PCT	AV/AT	TD	TD%	INT	INT%	LG	TKLD	RATNG
Kizer, DeShone	476	255	2,894	53.6	6.1	11	2.3	22	4.6	56t	38/226	60.5
Hogan, Kevin	75	46	517	61.3	6.9	4	5.3	5	6.7	49	6/35	71.9
Kessler, Cody	23	11	126	47.8	5.5	0	0.0	1	4.3	31	6/48	46.6
Team	574	312	3,537	54.4	6.2	15	2.6	28	4.9	56t	50/ 309	61.4
Opponents	525	360	3,881	68.6	7.4	28	5.3	7	1.3	61t	34/197	102.3

2018 (7-8-1)

COACH: Hue Jackson (first 8 games)/Gregg Williams (final 8 games)
DIVISION FINISH: 3rd AFC North
2018 USUAL STARTING LINEUPS

OFFENSE			DEFENSE		
WR	80	Jarvis Landry	DE	95	Myles Garrett
LT	78	Greg Robinson	DT	65	Larry Ogunjobi
	69	Desmond Harrison	DT	93	Trevon Coley
LG	75	Joel Bitonio	DE	90	Emmanuel Ogbah
C	64	JC Tretter	WILL	58	Christian Kirksey
RG	70	Kevin Zeitler		55	Genard Avery
RT	74	Chris Hubbard	MIKE	53	Joe Schobert
TE	85	David Njoku	SAM	51	Jamie Collins Sr.
WR	11	Antonio Callaway	CB	21	Denzel Ward
QB	6	Baker Mayfield	CB	39	Terrance Mitchell
RB	24	Nick Chubb		38	T.J. Carrie
TE	88	Darren Fells	S	23	Damarius Randall
			S	22	Jabrill Peppers

RADIO ANNOUNCERS:
 Jim Donovan, Doug Dieken (92.3 The Fan WKRK-FM, ESPN 850 WKNR, WNCX 98.5 FM)

DATE	RESULT	OPPONENT	ATT
9/9	T, 21-21 OT	Pittsburgh Steelers	67,431
9/16	L, 18-21	at New Orleans Saints	73,086
9/20	W, 21-17	N.Y. Jets	67,431
9/30	L, 42-45 OT	at Oakland Raiders	58,387
10/7	W, 12-9 OT	Baltimore Ravens	67,431
10/14	L, 14-38	L.A. Chargers	67,431
10/21	L, 23-26 OT	at Tampa Bay Buccaneers	53,682
10/28	L, 18-33	at Pittsburgh Steelers	63,780
11/4	L, 21-37	Kansas City Chiefs	67,431
11/11	W, 28-16	Atlanta Falcons	62,144
11/25	W, 35-20	at Cincinnati Bengals	56,122
12/2	L, 13-29	at Houston Texans	71,741
12/9	W, 26-20	Carolina Panthers	59,392
12/15	W, 17-16	at Denver Broncos	76,596
12/23	W, 26-18	Cincinnati Bengals	67,431
12/30	L, 24-26	at Baltimore Ravens	70,925

TEAM STATISTICS	BROWNS	OPPONENT
Total First Downs	314	377
Rushing	93	130
Passing	189	216
Penalty	32	31
3rd Down: Made/Att	73/208	75/210
3rd Down Pct.	35.1	35.7
4th Down: Made/Att	9/21	13/20
4th Down Pct.	42.9	65.0
Possession Avg.	28:24	31:36
Total Net Yards	5,900	6,288
Avg. Per Game	368.8	393.0
Total Plays	1,023	1,122
Avg. Per Play	5.8	5.6
Net Yards Rushing	1,893	2,163
Avg. Per Game	118.3	135.2
Total Rushes	411	459
Net Yards Passing	4,007	4,125
Avg. Per Game	250.4	257.8
Sacked/Yards Lost	38/254	37/245
Gross Yards	4,261	4,370
Attempts/Completions	574/353	626/393
Completion Pct.	61.5	62.8
Had Intercepted	17	17
Punts/Average	85/44.3	71/43.6
Net Punting Avg.	38.2	38.4
Penalties/Yards	112/894	119/990
Fumbles/Ball Lost	19/7	27/14
Touchdowns	44	43
Rushing	15	20
Passing	29	21
Returns	0	2

SCORE BY PERIODS	1ST	2ND	3RD	4TH	OT	TOT
Team	59	94	93	110	3	359
Opponents	64	136	86	100	6	392

SCORING	TD	RU	PA	RT	PAT	FG	2PT	PTS
Joseph, Greg	0	0	0	0	25/29	17/20	0	76
Chubb, Nick	10	8	2	0	0/0	0/0	0	60
Callaway, Antonio	5	0	5	0	0/0	0/0	1	32
Hyde, Carlos	5	5	0	0	0/0	0/0	0	30
Landry, Jarvis	5	1	4	0	0/0	0/0	0	30
Higgins, Rashard	4	0	4	0	0/0	0/0	0	24

Njoku, David	4	0	4	0	0/0	0/0	0	24
Johnson Jr., Duke	3	0	3	0	0/0	0/0	2	22
Fells, Darren	3	0	3	0	0/0	0/0	0	18
Perriman, Breshad	2	0	2	0	0/0	0/0	0	12
Gonzalez, Zane	0	0	0	0	3/5	2/5	0	9
Taylor, Tyrod	1	1	0	0	0/0	0/0	0	6
Gordon, Josh	1	0	1	0	0/0	0/0	0	6
DeValve, Seth	1	0	1	0	0/0	0/0	0	6
Coley, Trevon	0	0	0	0	0/0	0/0	0	2
Mayfield, Baker	0	0	0	0	0/0	0/0	1	2
Team	44	15	29	0	28/34	19/25	4	359
Opponents	43	20	21	2	36/39	30/37	3	392

SACKS: M.Garrett 13.5, L.Ogunjobi 5.5, G.Avery 4.5, J.Collins 4.0, J.Schobert 3.0, E.Ogbah 3.0, C.Smith 1.0, J.Peppers 1.0, T.Carrie 1.0, T.Coley 0.5.

Browns 37, Opponents 38

RUSHING	NO	YDS	AVG	LG	TD
Chubb, Nick	192	996	5.2	92t	8
Hyde, Carlos	114	382	3.4	22	5
Johnson Jr., Duke	40	201	5.0	23	0
Mayfield, Baker	39	131	3.4	35	0
Taylor, Tyrod	16	125	7.8	24	1
Landry, Jarvis	3	60	20.0	51	1
Callaway, Antonio	2	7	3.5	15	0
Perriman, Breshad	4	2	0.5	7	0
Streater, Rod	1	-11	-11.0	-11	0
Team	411	1,893	4.6	92t	15
Opponents	459	2,163	4.7	52	20

RECEIVING	NO	YDS	AVG	LG	TD
Landry, Jarvis	81	976	12.0	51t	4
Njoku, David	56	639	11.4	66	4
Johnson Jr., Duke	47	429	9.1	32	3
Callaway, Antonio	43	586	13.6	71	5
Higgins, Rashard	39	572	14.7	40	4
Chubb, Nick	20	149	7.5	24	2
Perriman, Breshad	16	340	21.3	66	2
Ratley, Damion	13	144	11.1	27	0
Fells, Darren	11	117	10.6	49t	3
Hilliard, Dontrell	9	105	11.7	24	0
Hyde, Carlos	6	29	4.8	9	0
DeValve, Seth	5	74	14.8	26	1
Willies, Derrick	3	61	20.3	39	0
Charles, Orson	3	23	7.7	9	0
Gordon, Josh	1	17	17.0	17t	1
Team	353	4,261	12.1	71	29
Opponents	393	4,370	11.1	67	21

INTERCEPTIONS	NO	YDS	AVG	LG	TD
Randall, Damarius	4	59	14.8	50	0
Ward, Denzel	3	26	8.7	26	0
Kirksey, Christian	2	17	8.5	13	0
Gaines, E.J.	1	0	0.0	0	0
Rice, Denzel	1	0	0.0	0	0
Collins Sr., Jamie	1	0	0.0	0	0
Mitchell, Terrance	1	0	0.0	0	0
Carrie, T.J.	1	0	0.0	0	0
Schobert, Joe	1	0	0.0	0	0
Peppers, Jabrill	1	0	0.0	0	0
Kindred, Derrick	1	-2	-2.0	-2	0
Team	17	100	5.9	50	0
Opponents	17	202	11.9	38t	2

PUNTING	NO	YDS	AVG	NET	TB	INT	LG	B
Colquitt, Britton	83	3,767	45.4	38.2	6	32	79	2
Team	85	3,767	44.3	38.2	6	32	79	2
Opponents	71	3,093	43.6	38.4	4	31	62	0

PUNT RETURNS	NO	FC	YDS	AVG	LG	TD
Peppers, Jabrill	25	22	219	8.8	33	0
Callaway, Antonio	5	1	61	12.2	37	0
Landry, Jarvis	2	1	10	5.0	8	0
Team	32	24	290	9.1	37	0
Opponents	37	22	397	10.7	49	0

KICKOFF RETURNS	NO	YDS	AVG	LG	TD
Peppers, Jabrill	19	408	21.5	29	0
Hilliard, Dontrell	11	264	24.0	31	0
Callaway, Antonio	8	143	17.9	35	0
Carrie, T.J.	2	33	16.5	19	0
Landry, Jarvis	2	22	11.0	14	0
Charles, Orson	1	12	12.0	12	0
Vallejo, Tanner	1	2	2.0	2	0
Team	44	884	20.1	35	0
Opponents	24	574	23.9	47	0

FIELD GOALS 1-19	20-29	30-39	40-49	50+	TOT	
Joseph, Greg	0/0	4/4	7/7	5/7	1/2	17/20
Gonzalez, Zane	0/0	0/0	2/2	0/2	0/1	2/5
Team	0/0	4/4	9/9	5/9	1/3	19/20
Opponents	0/0	6/6	10/10	11/16	3/5	30/37

PASSING	ATT	CMP	YDS	PCT	AV/AT	TD	TD%	INT	INT%	LG	TKLD	RATNG
Mayfield, Baker	486	310	3,725	63.8	7.7	27	5.6	14	2.9	71	25/173	93.7
Taylor, Tyrod	85	42	473	49.4	5.6	2	2.4	2	2.4	47t	13/81	64.5
Landry, Jarvis	2	1	63	50.0	31.5	0	0.0	0	0.0	63	0/0	95.8
Hilliard, Dontrell	1	0	0	0.0	0.0	0	0.0	1	100.0	0	0/0	0.0
Team	574	353	4,261	61.5	7.4	29	5.1	17	3.0	71	38/254	88.8
Opponents	626	393	4,370	62.8	7.0	21	3.4	17	2.7	67	37/245	83.3

2019 (6-10)

COACH: Freddie Kitchens

DIVISION FINISH: 3rd AFC North

2019 USUAL STARTING LINEUPS

OFFENSE

WR	80	Jarvis Landry
LT	78	Greg Robinson
LG	75	Joel Bitonio
C	64	JC Tretter
RG	77	Wyatt Teller
	72	Eric Kush
RT	74	Chris Hubbard
TE	88	Demetrius Harris
WR	13	Odell Beckham Jr.
QB	6	Baker Mayfield
RB	24	Nick Chubb
	27	Kareem Hunt
TE	86	Pharaoh Brown
	89	Stephen Carlson

DEFENSE

DE	95	Myles Garrett
	92	Chad Thomas
DT	65	Larry Ogunjobi
DT	98	Sheldon Richardson
DE	54	Olivier Vernon
WILL	51	Mack Wilson
MIKE	53	Joe Schobert
CB	21	Denzel Ward
CB	26	Greddy Williams
	38	T.J. Carrie
S	23	Damarius Randall
S	42	Morgan Burnett
DB	31	Juston Burris
	35	Jermaine Whitehead

RADIO ANNOUNCERS:

Jim Donovan, Doug Dieken (92.3 The Fan WKRK-FM, ESPN 850 WKNR,

DATE	RESULT	OPPONENT	ATT
9/8	L, 13-43	Tennessee Titans	67,431
9/16	W, 23-3	at N.Y. Jets	78,523
9/22	L, 13-20	L.A. Rams	67,431
9/29	W, 40-25	at Baltimore Ravens	70,686
10/7	L, 3-31	at San Francisco 49ers	70,585
10/13	L, 28-32	Seattle Seahawks	67,431
10/27	L, 13-27	at New England Patriots	65,878
11/3	L, 19-24	at Denver Broncos	76,743
11/10	W, 19-16	Buffalo Bills	67,431
11/14	W, 21-7	Pittsburgh Steelers	67,431
11/24	W, 41-24	Miami Dolphins	67,431
12/1	L, 13-20	at Pittsburgh Steelers	62,157
12/8	W, 27-19	Cincinnati Bengals	67,431
12/15	L, 24-38	at Arizona Cardinals	63,345
12/22	L, 15-31	Baltimore Ravens	67,431
12/29	L, 23-33	at Cincinnati Bengals	47,759

TEAM STATISTICS	BROWNS	OPPONENT
Total First Downs	305	345
Rushing	90	124
Passing	180	184
Penalty	35	37
3rd Down: Made/Att	71/196	74/195
3rd Down Pct.	36.2	37.9
4th Down: Made/Att	7/17	6/17
4th Down Pct.	41.2	35.3
Possession Avg.	29:43	30:17
Total Net Yards	5,455	5,785
Avg. Per Game	340.9	361.6
Total Plays	973	1,014
Avg. Per Play	5.6	5.7
Net Yards Rushing	1,901	2,315
Avg. Per Game	118.8	144.7
Total Rushes	393	463
Net Yards Passing	3,554	3,470
Avg. Per Game	222.1	216.9
Sacked/Yards Lost	41/293	38/270
Gross Yards	3,847	3,740
Attempts/Completions	539/318	513/318
Completion Pct.	59.0	62.0
Had Intercepted	21	14
Punts/Average	65/45.4	61/45.5
Net Punting Avg.	41.5	41.5
Penalties/Yards	122/1,106	107/836
Fumbles/Ball Lost	14/7	17/6
Touchdowns	38	46
Rushing	15	19
Passing	22	25
Returns	1	2

SCORE BY PERIODS	1ST	2ND	3RD	4TH	OT	TOT
Team	77	110	61	87	0	335
Opponents	76	110	98	109	0	393

SCORING	TD	RU	PA	RT	PAT	FG	2PT	PTS
Seibert, Austin	0	0	0	0	30/35	25/29	0	105
Chubb, Nick	8	8	0	0	0/0	0/0	0	48
Landry, Jarvis	6	0	6	0	0/0	0/0	0	36
Beckham Jr., Odell	4	0	4	0	0/0	0/0	0	24

Seals-Jones, Ricky	4	0	4	0	0/0	0/0	0	24
Harris, Demetrius	3	0	3	0	0/0	0/0	1	20
Hunt, Kareem	3	2	1	0	0/0	0/0	0	18
Mayfield, Baker	3	3	0	0	0/0	0/0	0	18
Hilliard, Dontrell	2	2	0	0	0/0	0/0	0	12
Ratley, Damion	1	0	1	0	0/0	0/0	0	6
Njoku, David	1	0	1	0	0/0	0/0	0	6
Higgins, Rashard	1	0	1	0	0/0	0/0	0	6
Ward, Denzel	1	0	0	1	0/0	0/0	0	6
Carlson, Stephen	1	0	1	0	0/0	0/0	0	6
Team	38	15	22	1	30/35	25/29	1	335
Opponents	46	19	25	2	42/44	23/32	1	393

SACKS: M.Garrett 10.0, L.Ogunjobi 5.5, C.Thomas 4.0, O.Vernon 3.5, S.Richardson 3.0, D.Randall 2.5, J.Schobert 2.0, M.Burnett 2.0, J.Burris 1.0, P.Gustin 1.0, M.Wilson 1.0, E.Murray 1.0, T.Carrie 1.0, B.Cox 0.5.

Browns 38, Opponents 41

RUSHING	NO	YDS	AVG	LG	TD
Chubb, Nick	298	1,494	5.0	88t	8
Hunt, Kareem	43	179	4.2	16	2
Mayfield, Baker	28	141	5.0	18	3
Hilliard, Dontrell	13	49	3.8	11	2
Johnson, D'Ernest	4	21	5.3	13	0
Beckham Jr., Odell	3	10	3.3	11	0
Landry, Jarvis	1	10	10.0	10	0
Gilbert, Garrett	3	-3	-1.0	-1	0
Team	393	1,901	4.8	88t	15
Opponents	463	2,315	5.0	83t	19

RECEIVING	NO	YDS	AVG	LG	TD
Landry, Jarvis	83	1,174	14.1	65	6
Beckham Jr., Odell	74	1,035	14.0	89t	4
Hunt, Kareem	37	285	7.7	29	1
Chubb, Nick	36	278	7.7	32	0
Harris, Demetrius	15	149	9.9	23	3
Seals-Jones, Ricky	14	229	16.4	59	4
Ratley, Damion	12	200	16.7	46t	1
Hilliard, Dontrell	12	92	7.7	19	0
Callaway, Antonio	8	89	11.1	41	0
Johnson, D'Ernest	6	71	11.8	27	0
Carlson, Stephon	5	51	10.2	21	1
Njoku, David	5	41	8.2	18	1
Hodge, KhaDarel	4	76	19.0	41	0
Higgins, Rashard	4	55	13.8	35	1
Brown, Pharaoh	2	27	13.5	18	0
Teller, Wyatt	1	-5	-5.0	-5	0
Team	318	3,847	12.1	89t	22
Opponents	318	3,740	11.8	75t	25

INTERCEPTIONS	NO	YDS	AVG	LG	TD
Schobert, Joe	4	24	6.0	20	0
Ward, Denzel	2	61	30.5	61t	1
Burris, Juston	2	42	21.0	27	0
Burnett, Morgan	1	43	43.0	43	0
Mitchell, Terrance	1	28	28.0	28	0
Wilson, Mack	1	21	21.0	21	0
Lawrence, Davaroe	1	0	0.0	0	0
Carrie, T.J.	1	0	0.0	0	0
Whitehead, Jermaine	1	0	0.0	0	0
Team	14	219	15.6	61t	1
Opponents	21	285	13.6	49	1

PUNTING	NO	YDS	AVG	NET	TB	IN	LG	B
Gillan, Jamie	63	2,913	46.2	41.6	5	28	71	1
Seibert, Austin	1	37	37.0	37.0	0	1	37	0
Team	65	2,950	45.4	41.5	5	29	71	1
Opponents	61	2,777	45.5	41.5	4	20	70	0

PUNT RETURNS	NO	FC	YDS	AVG	LG	TD
Hilliard, Dontrell	15	6	107	7.1	18	0
Landry, Jarvis	5	8	53	10.6	18	0
Johnson, D'Ernest	2	1	9	4.5	9	0
Beckham Jr., Odell	1	0	-6	-6.0	-6	0
Team	23	15	163	7.1	18	0
Opponents	20	18	151	7.6	32	0

KICKOFF RETURNS	NO	YDS	AVG	LG	TD
Hilliard, Dontrell	17	421	24.8	74	0
Thomas, Tavierre	10	204	20.4	31	0
Johnson, D'Ernest	5	129	25.8	47	0
Taylor, Taywan	3	53	17.7	23	0
Ratley, Damion	1	12	12.0	12	0
Higgins, Rashard	1	8	8.0	8	0
Carlson, Stephen	1	3	3.0	3	0
Team	38	830	21.8	74	0
Opponents	46	937	20.4	34	0

FIELD GOALS	1-19	20-29	30-39	40-49	50+	TOT
Seibert, Austin	0/0	6/6	9/9	9/12	1/2	25/29
Team	0/0	6/6	9/9	9/12	1/2	25/29
Opponents	0/0	6/7	7/10	8/11	2/4	23/32

PASSING	ATT	CMP	YDS	PCT	AV/AT	TD	TD%	INT	INT%	LG	TKLD	RATNG
Mayfield, Baker	534	317	3,827	59.4	7.2	22	4.1	21	3.9	89t	40/285	78.8
Beckham Jr., Odell	2	1	20	50.0	10.0	0	0.0	0	0.0	20	0/0	85.4
Gilbert, Garrett	3	0	0	0.0	0.0	0	0.0	0	0.0	0	0/0	39.6
Hunt, Kareem	0	0	0	0.0	0.0	0	0.0	0	0.0	0	1/8	0.0
Team	539	318	3,847	59.0	7.1	22	4.1	21	3.9	89t	41/293	78.3
Opponents	513	318	3,740	62.0	7.3	25	4.9	14	2.7	75t	38/270	89.0

2020 (11-5)

COACH: Kevin Stefanski
DIVISION FINISH: 3rd AFC North
2020 USUAL STARTING LINEUPS

OFFENSE		DEFENSE	
WR 80	Jarvis Landry	DE 95	Myles Garrett
LT 71	Jedrick Wills Jr.	DT 65	Larry Ogunjobi
LG 75	Joel Bitonio	DT 98	Sheldon Richardson
C 64	JC Tretter	DE 54	Olivier Vernon
RG 77	Wyatt Teller	WILL 51	Mack Wilson
RT 78	Jack Conklin	MIKE 93	B.J. Goodson
TE 81	Austin Hooper	SAM 44	Sione Takitaki
WR 13	Odell Beckham Jr.	CB 21	Denzel Ward
82	Rashard Higgins	28	Kevin Johnson
QB 6	Baker Mayfield	CB 39	Terrance Mitchell
RB 24	Nick Chubb	S 23	Andrew Sendejo
27	Kareem Hunt	S 33	Ronnie Harrison Jr.
TE 88	Harrison Bryant	42	Karl Joseph

RADIO ANNOUNCERS:
 Jim Donovan, Doug Dieken (92.3 The Fan WKRK-FM, ESPN 850 WKNR, WNCX 98.5 FM)

DATE	RESULT	OPPONENT	ATT
9/13	L, 6-38	at Baltimore Ravens	0
9/17	W, 35-30	Cincinnati Bengals	6,000
9/27	W, 34-20	Washington Football Team	6,000
10/4	W, 49-38	at Dallas Cowboys	25,021
10/11	W, 32-23	Indianapolis Colts	11,759
10/18	L, 7-38	at Pittsburgh Steelers	5,260
10/25	W, 37-34	at Cincinnati Bengals	9,732
11/1	L, 6-16	Las Vegas Raiders	10,972
11/15	W, 10-7	Houston Texans	10,613
11/22	W, 22-17	Philadelphia Eagles	11,133
11/29	W, 27-25	at Jacksonville Jaguars	15,926
12/6	W, 41-35	at Tennessee Titans	13,986
12/14	L, 42-47	Baltimore Ravens	11,974
12/20	W, 20-6	at N.Y. Giants	0
12/27	L, 16-23	at N.Y. Jets	0
1/3	W, 24-22	Pittsburgh Steelers	11,989

DATE	RESULT	OPPONENT	ATT
1/10	W, 48-37	at Pittsburgh Steelers	0
1/17	L, 17-22	at Kansas City Chiefs	16,730

TEAM STATISTICS	BROWNS	OPPONENT
Total First Downs	355	352
Rushing	133	116
Passing	195	214
Penalty	27	22
3rd Down: Made/Att	88/196	90/205
3rd Down Pct.	44.9	43.9
4th Down: Made/Att	8/24	22/27
4th Down Pct.	33.3	81.5
Possession Avg.	30:54	29:06
Total Net Yards	5,913	5,735
Avg. Per Game	369.6	358.4
Total Plays	1,022	1,035
Avg. Per Play	5.8	5.5
Net Yards Rushing	2,374	1,773
Avg. Per Game	148.4	110.8
Total Rushes	495	412
Net Yards Passing	3,539	3,962
Avg. Per Game	221.2	247.6
Sacked/Yards Lost	26/162	38/262
Gross Yards	3,701	4,224
Attempts/Completions	501/315	585/371
Completion Pct.	62.9	63.4
Had Intercepted	8	11
Punts/Average	51/44.0	50/43.4
Net Punting Avg.	38.3	39.9
Penalties/Yards	100/870	84/690
Fumbles/Ball Lost	23/8	23/10
Touchdowns	50	50
Rushing	21	16
Passing	27	31
Returns	2	3

SCORE BY PERIODS	1ST	2ND	3RD	4TH	OT	TOT
Team	63	157	65	123	0	408
Opponents	78	100	93	148	0	419

SCORING	TD	RU	PA	RT	PAT	FG	2PT	PTS
Parkey, Cody	0	0	0	0	43/47	19/22	0	100
Chubb, Nick	12	12	0	0	0/0	0/0	0	72
Hunt, Kareem	11	6	5	0	0/0	0/0	0	66
Hooper, Austin	4	0	4	0	0/0	0/0	0	24

Higgins, Rashard	4	0	4	0	0/0	0/0	0	24
Beckham Jr., Odell	4	1	3	0	0/0	0/0	0	24
Bryant, Harrison	3	0	3	0	0/0	0/0	0	18
Landry, Jarvis	4	1	3	0	0/0	0/0	0	24
Peoples-Jones, Donovan	2	0	2	0	0/0	0/0	1	14
Njoku, David	2	0	2	0	0/0	0/0	0	12
Harrison, Ronnie	1	0	0	1	0/0	0/0	0	6
Lamm, Kendall	1	0	1	0	0/0	0/0	0	6
Mayfield, Baker	1	1	0	0	0/0	0/0	0	6
Takitaki, Sione	1	0	0	1	0/0	0/0	0	6
Vernon, Olivier	0	0	0	0	0/0	0/0	0	2
Carlson, Stephen	0	0	0	0	0/0	0/0	1	2
Team	50	21	27	2	43/48	19/24	2	408
Opponents	50	16	31	3	38/41	23/27	5	419

SACKS: M.Garrett 12.0, O.Vernon 9.0, S.Richardson 4.5, A.Clayborn 3.5, L.Ogunjobi 2.5, R.Harrison 1.0, M.Stewart 1.0, M.Smith 1.0, T.Thomas 1.0, S.Takitaki 1.0, K.Johnson 0.5, B.Goodson 0.5, S.Redwine 0.5.

RUSHING	NO	YDS	AVG	LG	TD
Chubb, Nick	190	1,067	5.6	59	12
Hunt, Kareem	198	841	4.2	33	6
Johnson, D'Ernest	33	166	5.0	28	0
Mayfield, Baker	54	165	3.1	28	1
Beckham Jr., Odell	3	72	24.0	50t	1
Hilliard, Dontrell	9	48	5.3	19	0
Landry, Jarvis	4	10	2.5	5	1
Janovich, Andy	2	4	2.0	2	0
Natson, JoJo	1	3	3.0	3	0
Carlson, Stephen	0	0	0.0	0	0
Gillan, Jamie	1	-2	-2.0	-2	0
Team	495	2,374	4.8	59	21
Opponents	412	1,773	4.3	44	16

RECEIVING	NO	YDS	AVG	LG	TD
Landry, Jarvis	72	840	11.7	32	3
Hooper, Austin	46	435	9.5	36	4
Hunt, Kareem	38	304	8.0	26	5
Higgins, Rashard	37	599	16.2	43	4
Bryant, Harrison	24	238	9.9	35	3
Beckham Jr., Odell	23	319	13.9	43t	3
Njoku, David	19	213	11.2	28	2
Chubb, Nick	16	150	9.4	26	0
Peoples-Jones, Donovan	14	304	21.7	75t	2
Hodge, KhaDarel	11	180	16.4	42	0
Bradley, Ja'Marcus	5	60	12.0	22	0
Johnson, D'Ernest	3	14	4.7	5	0
Janovich, Andy	2	13	6.5	13	0
Hall, Marvin	1	12	12.0	12	0
Carlson, Stephen	1	11	11.0	11	0
Mayfield, Baker	1	6	6.0	6	0
Hilliard, Dontrell	1	2	2.0	2	0
Lamm, Kendall	1	1	1.0	1t	1
Taylor, Taywan	0	0	0.0	0	0
Team	315	3,701	11.7	75t	27
Opponents	371	4,224	11.4	47	31

INTERCEPTIONS	NO	YDS	AVG	LG	TD
Stewart, M.J.	2	51	25.5	30	0
Goodson, B.J.	2	7	3.5	7	0
Ward, Denzel	2	0	0.0	0	0
Takitaki, Sione	1	50	50.0	50t	1
Joseph, Karl	1	49	49.0	49	0
Harrison, Ronnie	1	47	47.0	47t	1
Redwine, Sheldrick	1	8	8.0	8	0
Smith, Malcolm	1	2	2.0	2	0
Team	11	214	19.5	50t	2
Opponents	8	127	15.9	33t	1

PUNTING	NO	YDS	AVG	NET	TB	IN	LG	B
Gillan, Jamie	51	2,244	44.0	38.3	3	14	59	0
Team	51	2,244	44.0	38.3	3	14	59	0
Opponents	50	2,171	43.4	39.9	3	22	64	0

PUNT RETURNS	NO	FC	YDS	AVG	LG	TD
Peoples-Jones, Donovan	18	7	77	4.3	13	0
Natson, JoJo	3	0	25	8.3	13	0
Johnson, D'Ernest	3	4	13	4.3	10	0
Team	24	11	115	4.8	13	0
Opponents	25	15	229	9.2	27	0

KICKOFF RETURNS	NO	YDS	AVG	LG	TD
Peoples-Jones, Donovan	18	379	21.1	33	0
Johnson, D'Ernest	14	351	25.1	43	0
Hilliard, Dontrell	2	21	10.5	13	0
Natson, JoJo	1	31	31.0	31	0
Janovich, Andy	1	13	13.0	13	0
Team	36	795	22.1	43	0
Opponents	38	998	26.3	101t	1

FIELD GOALS 1-19	20-29	30-39	40-49	50+	TOT	
Parkey, Cody	0/0	5/5	4/6	10/11	0/0	19/22
Gillan, Jamie	0/0	0/0	0/0	0/1	0/1	
Seibert, Austin	0/0	0/0	0/0	0/1	0/1	
Team	0/0	5/5	4/6	10/12	0/1	19/24
Opponents	0/0	7/7	9/9	5/7	2/4	23/27

PASSING	ATT	CMP	YDS	PCT	AV/AT	TD	TD%	INT	INT%	LG	TKLD	RATNG
Mayfield, Baker	486	305	3,563	62.8	7.3	26	5.3	8	1.6	75t	26/162	95.9
Landry, Jarvis	4	4	74	100.0	18.5	1	25.0	0	0.0	37t	0/0	158.3
Keenum, Case	10	5	46	50.0	4.6	0	0.0	0	0.0	24	0/0	62.9
Beckham Jr., Odell	1	1	18	100.0	18.0	0	0.0	0	0.0	18	0/0	118.8
Team	501	315	3,701	62.9	7.4	27	5.4	8	1.6	75t	26/162	96.6
Opponents	585	371	4,224	63.4	7.2	31	5.3	11	1.9	47	38/262	94.8

2021 (8-9)

COACH: Kevin Stefanski
DIVISION FINISH: 3rd AFC North
2021 USUAL STARTING LINEUPS

OFFENSE			DEFENSE		
WR	80	Jarvis Landry	DE	95	Myles Garrett
LT	71	Jedrick Willis Jr.	DT	97	Malik Jackson
LG	75	Joel Bitonio	DT	58	Malik McDowell
C	64	JC Tretter	DE	90	Jadeveon Clowney
RG	77	Wyatt Teller	WILL	28	Jeremiah Owusu-Koramoah
RT	78	Jack Conklin	MIKE	4	Anthony Walker Jr.
	62	Blake Hance	SAM	44	Sione Takitaki
TE	85	David Njoku	CB	21	Denzel Ward
WR	11	Donovan Peoples-Jones		26	Greedy Williams
QB	6	Baker Mayfield	CB	20	Greg Newsome II
RB	24	Nick Chubb		23	Troy Hill
	27	Kareem Hunt	S	43	John Johnson III
TE	81	Austin Hooper	S	22	Grant Delpit
				33	Ronnie Harrison Jr.

RADIO ANNOUNCERS:
 Jim Donovan, Doug Dieken (92.3 The Fan WKRK-FM, ESPN 850 WKNR, WNCX 98.5 FM)

DATE	RESULT	OPPONENT	ATT
9/12	L, 29-33	at Kansas City Chiefs	72,973
9/19	W, 31-21	Houston Texans	67,431
9/26	W, 26-6	Chicago Bears	67,431
10/3	W, 14-7	at Minnesota Vikings	66,703
10/10	L, 42-47	at Los Angeles Chargers	70,240
10/17	L, 14-37	Arizona Cardinals	67,431
10/21	W, 17-14	Denver Broncos	67,431
10/31	L, 10-15	Pittsburgh Steelers	67,431
11/7	W, 41-16	at Cincinnati Bengals	65,451
11/14	L, 7-45	at New England Patriots	65,878
11/21	W, 13-10	Detroit Lions	67,431
11/28	L, 10-16	at Baltimore Ravens	70,355
12/12	W, 24-22	Baltimore Ravens	67,431
12/20	L, 14-16	Las Vegas Raiders	67,431
12/25	L, 22-24	at Green Bay Packers	77,901
1/3	L, 14-26	at Pittsburgh Steelers	63,624
1/9	W, 21-16	Cincinnati Bengals	67,431

TEAM STATISTICS	BROWNS	OPPONENT
Total First Downs	342	327
Rushing	138	108
Passing	177	184
Penalty	27	35
3rd Down: Made/Att	83/212	86/219
3rd Down Pct.	39.2%	39.3%
4th Down: Made/Att	12/29	16/25
4th Down Pct.	41.4%	64.0%
Possession Avg.	30:48	29:12
Total Net Yards	5791	5296
Avg. Per Game	340.6	311.5
Total Plays	1054	1056
Avg. Per Play	5.5	5.0
Net Yards Rushing	2471	1857
Avg. Per Game	145.4	109.2
Total Rushes	485	437
Net Yards Passing	3320	3439
Avg. Per Game	195.3	202.3
Sacked/Yards Lost	49/299	43/273
Gross Yards	3619	3712
Attempts/Completions	520/320	576/367
Completion Pct.	61.5%	63.7%
Had Intercepted	14	13
Punts/Average	67/43.0	71/48.2
Net Punting Avg.	38.3	42.1
Penalties/Yards	112/1035	98/877
Fumbles/Ball Lost	20/8	24/6
Touchdowns	43	43
Rushing	20	13
Passing	21	29
Returns	2	1

SCORE BY PERIODS	1ST	2ND	3RD	4TH	OT	TOT
Team	68	133	68	80	0	349
Opponents	65	102	74	130	0	371

SCORING	TD	RU	PA	RT	PAT	FG	2PT	PTS
McLaughlin, Chase	0	0	0	0	36/37	15/21	0	81
Chubb, Nick	9	8	1	0	0/0	0/0	0	54
Hunt, Kareem	5	5	0	0	0/0	0/0	1	32
Landry, Jarvis	4	2	2	0	0/0	0/0	0	24
Njoku, David	4	0	4	0	0/0	0/0	0	24
Hooper, Austin	3	0	3	0	0/0	0/0	1	20
Johnson, D'Ernest	3	3	0	0	0/0	0/0	0	18
Bryant, Harrison	3	0	3	0	0/0	0/0	0	18

Peoples-Jones, Donovan	3	0	3	0	0/0	0/0	0	18
Felton Jr., Demetric	2	0	2	0	0/0	0/0	0	12
Janovich, Andy	1	1	0	0	0/0	0/0	1	8
Higgins, Rashard	1	0	1	0	0/0	0/0	0	6
Garrett, Myles	1	0	0	1	0/0	0/0	0	6
Stanton IV, Johnny	1	0	1	0	0/0	0/0	0	6
Mayfield, Baker	1	1	0	0	0/0	0/0	0	6
Ward, Denzel	1	0	0	1	0/0	0/0	0	6
Schwartz, Anthony	1	0	1	0	0/0	0/0	0	6
Naggar, Chris	0	0	0	0	1/2	1/1	0	4
Team	43	20	21	2	37/39	16/22	3	349
Opponents	43	13	29	1	33/35	26/27	1	371

SACKS: M.Garrett 16.0, J. Clowney 9.0, M. McDowell 3.0, T. McKinley 2.5, T. Hill 2.0, J. Owusu-Koramoah 1.5, J. Jackson 1.5, R. Harrison 1.0, G. Delpit 1.0, J. Phillips 1.0, A. Walker Jr. 1.0, S. Day 1.0, M. Jackson 0.5, J. Elliott 0.5, D. Ward 0.5, J. Johnson 0.5, T. Togiai 0.5.

Browns 43, Opponents 48

RUSHING	NO	YDS	AVG	LG	TD
Chubb, Nick	228	1259	5.5	70t	8
Johnson, D'Ernest	100	534	5.3	30	3
Hunt, Kareem	78	386	4.9	33	5
Mayfield, Baker	37	134	3.6	14	1
Landry, Jarvis	6	40	6.7	16t	2
Schwartz, Anthony	6	39	6.5	17	0
Felton Jr., Demetric	7	24	3.4	12	0
Keenum, Case	12	22	1.8	10	0
Beckham Jr., Odell	2	14	7.0	10	0
Kelly Jr., John	2	13	6.5	11	0
Stanton IV, Johnny	3	5	1.7	3	0
Njoku, David	1	1	1.0	1	0
Janovich, Andy	2	0	0.0	1t	1
Gillan, Jamie	1	0	0.0	0	0
Team	485	2471	5.1	70t	20
Opponents	437	1857	4.2	57t	13

RECEIVING	NO	YDS	AVG	LG	TD
Landry, Jarvis	52	570	11.0	38	2
Hooper, Austin	38	345	9.1	34	3
Njoku, David	36	475	13.2	71t	4
Peoples-Jones, Donovan	34	597	17.6	60t	3
Higgins, Rashard	24	275	11.5	21	1
Hunt, Kareem	22	174	7.9	23	0
Bryant, Harrison	21	233	11.1	41	3
Chubb, Nick	20	174	8.7	40	1
Johnson, D'Ernest	19	137	7.2	18	0
Felton Jr., Demetric	18	181	10.1	33t	2
Beckham Jr., Odell	17	232	13.6	26	0
Schwartz, Anthony	10	135	13.5	44	1
Bradley, Ja'Marcus	4	64	16.0	37	0
Janovich, Andy	3	9	3.0	3	0
Stanton IV, Johnny	2	7	3.5	6	1
Mayfield, Baker	0	11	0.0	11	0
Team	320	3619	11.3	71t	21
Opponents	367	3712	10.1	75t	29

INTERCEPTIONS	NO	YDS	AVG	LG	TD
Ward, Denzel	3	103	34.3	99t	1
Johnson, John	3	31	10.3	31	0
Williams, Greedy	2	7	3.5	7	0
Smith, Malcolm	2	1	0.5	1	0
Delpit, Grant	1	5	5.0	5	0
Green, A.J.	1	1	1.0	1	0
Harrison, Ronnie	1	0	0.0	0	0
Team	13	148	11.4	99t	1
Opponents	14	175	12.5	37	0

PUNTING	NO	YDS	AVG	NET	TB	IN	LG	B
Gillan, Jamie	42	1842	43.9	39.5	1	15	65	0
Colquitt, Dustin	25	1038	41.5	36.1	2	6	56	0
Team	67	2880	43.0	38.3	3	21	65	0
Opponents	71	3425	48.2	42.1	5	16	66	0

PUNT RETURNS	NO	FC	YDS	AVG	LG	TD
Felton Jr., Demetric	32	2	227	7.1	24	0
Peoples-Jones, Donovan	12	3	95	7.9	20	0
Natson, JoJo	3	0	15	5.0	8	0
Team	47	5	337	7.2	24	0
Opponents	30	15	257	8.6	29	0

KICKOFF RETURNS	NO	YDS	AVG	LG	TD
Schwartz, Anthony	15	322	21.5	35	0
Felton Jr., Demetric	9	172	19.1	28	0
Johnson, D'Ernest	6	139	23.2	29	0
Natson, JoJo	5	107	21.4	28	0
Bradley, Ja'Marcus	2	49	24.5	25	0
Janovich, Andy	2	19	9.5	13	0
Stewart, M.J.	1	20	20.0	20	0
Team	40	828	20.7	35	0
Opponents	39	791	20.3	31	0

FIELD GOALS	1-19	20-29	30-39	40-49	50+	TOT
McLaughlin, Chase	0/0	3/3	4/4	4/10	4/4	15/21
Naggar, Chris	0/0	0/0	1/1	0/0	0/0	1/1
Team	0/0	3/3	5/5	4/10	4/4	16/22
Opponents	0/0	6/6	7/7	8/9	5/5	26/27

PASSING	ATT	CMP	YDS	PCT	AV/AT	TD	TD%	INT	INT%	LG	TKLD	RATNG
Mayfield, Baker	418	253	3010	60.5%	7.2	17	4.1%	13	3.1%	71t	43/269	83.1
Keenum, Case	72	47	462	65.3%	6.4	3	4.2%	1	1.4%	34	5/29	91.3
Mullens, Nick	30	20	147	66.7%	4.9	1	3.3%	0	0.0%	25	0/0	89.2
Landry, Jarvis	0	0	0	0.0%	0.0	0	0.0%	0	0.0%	0	1/1	0.0
Team	520	320	3619	61.5%	7.0	21	4.0%	14	2.7%	71t	49/299	84.6
Opponents	576	367	3712	63.7%	6.4	29	5.0%	13	2.3%	75t	43/273	89.4

COMMUNITY

STAFF

PLAYERS

2023 SEASON

HISTORY

RECORDS

GAME DAY

2022 (7-10)

COACH: Kevin Stefanski
DIVISION FINISH: 4th AFC North
2022 USUAL STARTING LINEUPS

OFFENSE		DEFENSE		
WR	2	Amari Cooper	DE	95 Myles Garrett
LT	71	Jedrick Wills Jr.	DT	96 Jordan Elliott
LG	75	Joel Bitonio	DT	99 Taven Bryan
C	55	Ethan Pocic	DE	90 Jadeveon Clowney
	72	Hjalte Froholdt	WILL	28 Jeremiah Owusu-Koramoah
RG	77	Wyatt Teller	MIKE	4 Anthony Walker Jr.
RT	78	Jack Conklin		50 Jacob Phillips
TE	85	David Njoku	CB	21 Denzel Ward
WR	11	Donovan Peoples-Jones	CB	20 Greg Newsome II
QB	7	Jacoby Brissett	S	43 John Johnson III
	4	Deshawn Watson	S	22 Grant Delpit
RB	24	Nick Chubb	DB	33 Ronnie Harrison Jr.
TE	88	Harrison Bryant		23 Martin Emerson Jr.

RADIO ANNOUNCERS:
 Jim Donovan, Nathan Zegura (92.3 The Fan WKRK-FM, ESPN 850 WKNR, WNCX 98.5 FM)

DATE	RESULT	OPPONENT	ATT
9/11	W, 26-24	at Carolina Panthers	72,205
9/18	L, 30-31	New York Jets	67,431
9/22	W, 29-17	Pittsburgh Steelers	67,431
10/2	L, 20-23	at Atlanta Falcons	69,435
10/9	L, 28-30	Los Angeles Chargers	67,431
10/16	L, 15-38	New England Patriots	67,431
10/23	L, 20-23	at Baltimore Ravens	70,461
10/31	W, 32-13	Cincinnati Bengals	67,431
11/13	L, 17-39	at Miami Dolphins	66,563
11/20	L, 23-31	at Buffalo Bills	52,146
11/27	W, 23-17	Tampa Bay Buccaneers	67,431
12/4	W, 27-14	at Houston Texans	66,523
12/11	L, 10-23	at Cincinnati Bengals	66,222
12/17	W, 13-3	Baltimore Ravens	67,431
12/24	L, 10-17	New Orleans Saints	67,431
1/1	W, 24-10	at Washington Commanders	50,827
1/8	L, 14-28	at Pittsburgh Steelers	65,019

TEAM STATISTICS	BROWNS	OPPONENT
Total First Downs	350	329
Rushing	142	129
Passing	182	166
Penalty	26	34
3rd Down: Made/Att	88/231	85/215
3rd Down Pct.	38.1%	39.5%
4th Down: Made/Att	23/42	8/18
4th Down Pct.	54.8%	44.4%
Possession Avg.	31:31	28:29
Total Net Yards	5934	5635
Avg. Per Game	349.1	331.5
Total Plays	1116	1041
Avg. Per Play	5.3	5.4
Net Yards Rushing	2490	2299
Avg. Per Game	146.5	135.2
Total Rushes	532	488
Net Yards Passing	3444	3336
Avg. Per Game	202.6	196.2
Sacked/Yards Lost	44/266	34/211
Gross Yards	3710	3547
Attempts/Completions	540/335	519/315
Completion Pct.	62.0%	60.7%
Had Intercepted	12	11
Punts/Average	61/48.5	64/46.0
Net Punting Avg.	41	40.1
Penalties/Yards	102/865	88/714
Fumbles/Ball Lost	15/9	26/9
Touchdowns	42	42
Rushing	19	22
Passing	19	20
Returns	4	0

SCORE BY PERIODS	1ST	2ND	3RD	4TH	OT	TOT
Team	68	97	74	116	0	361
Opponents	39	127	94	121	0	381

SCORING	TD	RU	PA	RT	PAT	FG	2PT	PTS
York, Cade	0	0	0	0	35/37	24/32	0	107
Chubb, Nick	13	12	1	0	0/0	0/0	1	80

Cooper, Amari	9	0	9	0	0/0	0/0	0	54
Njoku, David	4	0	4	0	0/0	0/0	0	24
Hunt, Kareem	4	3	1	0	0/0	0/0	0	24
Peoples-Jones, Donovan	4	0	3	1	0/0	0/0	0	24
Ward, Denzel	2	0	0	2	0/0	0/0	0	12
Brissett, Jacoby	2	2	0	0	0/0	0/0	0	12
Watson, Deshaun	1	1	0	0	0/0	0/0	0	6
Bryant, Harrison	1	0	1	0	0/0	0/0	0	6
Fields, Tony	1	0	0	1	0/0	0/0	0	6
Schwartz, Anthony	1	1	0	0	0/0	0/0	0	6
Team	42	19	19	4	35/37	24/32	1	361
Opponents	42	22	20	0	35/39	30/35	1	381

SACKS: M.Garrett 16.0, T.Bryan 3.0, D.Jones 2.5, J.Clowney 2.0, J.Elliott 2.0, J.Phillips 2.0, C.Winovich 1.0, I.Thomas 1.0, M.Emerson 1.0, S.Takitaki 1.0, T.Togiai 0.5, J.Johnson 0.5, R.Harrison 0.5, G.Newsome 0.5, P.Winfrey 0.5.

Browns 34, Opponents 43

RUSHING	NO	YDS	AVG	LG	TD
Chubb, Nick	302	1525	5.0	41t	12
Hunt, Kareem	123	468	3.8	24t	3
Brissett, Jacoby	49	243	5.0	22	2
Watson, Deshaun	36	175	4.9	21	1
Schwartz, Anthony	4	57	14.3	31t	1
Johnson, D'Ernest	4	17	4.3	7	0
Ford, Jerome	8	12	1.5	9	0
Bryant Harrison	1	8	8.0	8	0
Peoples-Jones, Donovan	1	2	2.0	2	0
Felton Jr., Demetric	1	-4	-4.0	-4	0
Woods, Michael	1	-5	-5.0	-5	0
Njoku, David	2	-8	-4.0	-2	0
Team	532	2490	4.7	41t	19
Opponents	488	2299	4.7	71	22

RECEIVING	NO	YDS	AVG	LG	TD
Cooper, Amari	78	1160	14.9	55	9
Peoples-Jones, Donovan	61	839	13.8	42	3
Njoku, David	58	628	10.8	38	4
Hunt, Kareem	35	210	6.0	24	1
Bryant, Harrison	31	239	7.7	30	1
Chubb, Nick	27	239	8.9	26	1
Bell, David	24	214	8.9	20	0
Woods, Michael	5	45	9.0	15	0
Brown, Pharaoh	5	45	9.0	11	0
Schwartz, Anthony	4	51	12.8	19	0
Johnson, D'Ernest	3	7	2.3	7	0
Baldwin, Daylen	2	25	12.5	15	0
Felton Jr., Demetric	2	8	4.0	5	0
Forristall, Miller	0	0	0.0	0	0
Conklin, Jack	0	0	0.0	0	0
Team	335	3710	11.1	55	19
Opponents	315	3547	11.3	75t	20

INTERCEPTIONS	NO	YDS	AVG	LG	TD
Delpit, Grant	4	36	9.0	40	0
Ward, Denzel	3	0	0.0	0	0
Fields, Tony	1	16	16.0	16t	1
Jones, Deion	1	5	5.0	5	0
Johnson, John	1	0	0.0	0	0
Green, A.J.	1	0	0.0	0	0
Team	11	57	5.2	40	1
Opponents	12	144	12.0	36	0

PUNTING	NO	YDS	AVG	NET	TB	IN	LG	B
Bojorquez, Corey	61	2959	48.5	41.0	7	23	76	0
Team	61	2959	48.5	41.0	7	23	76	0
Opponents	64	2945	46.0	40.1	4	19	69	0

PUNT RETURNS	NO	FC	YDS	AVG	LG	TD
Peoples-Jones, Donovan	18	10	223	12.4	76t	1
Felton Jr., Demetric	7	1	42	6.0	15	0
Rogers, Chester	4	4	18	4.5	7	0
Darden, Jaelon	2	1	15	7.5	10	0
Team	31	16	298	9.6	76t	1
Opponents	26	9	319	12.3	46	0

KICKOFF RETURNS	NO	YDS	AVG	LG	TD
Ford, Jerome	30	723	24.1	48	0
Rogers, Chester	8	170	21.3	28	0
Johnson, D'Ernest	1	27	27.0	27	0
Bell, David	1	12	12.0	12	0
Felton Jr., Demetric	1	11	11.0	11	0
Team	41	943	23.0	48	0
Opponents	29	648	22.3	50	0

FIELD GOALS	1-19	20-29	30-39	40-49	50+	TOT
York, Cade	0/0	5/5	9/12	6/8	4/7	24/32
Team	0/0	5/5	9/12	6/8	4/7	24/32
Opponents	1/1	6/6	12/12	7/11	4/5	30/35

PASSING	ATT	CMP	YDS	PCT	AV/AT	TD	TD%	INT	INT%	LG	TKLD	RATNG
Brissett, Jacoby	369	236	2608	64.0%	7.1	12	3.3%	6	1.6%	55	24/160	88.9
Watson, Deshaun	170	99	1102	58.2%	6.5	7	4.1%	5	2.9%	46t	20/106	79.1
Cooper, Amari	1	0	0	0.0%	0.0	0	0.0%	1	100.0%	0	0/0	0.0
Team	540	335	3710	62.0%	6.9	19	3.5%	12	2.2%	55	44/266	84.9
Opponents	519	315	3547	60.7%	6.8	20	3.9%	11	2.1%	75t	34/211	85.2

2023 (11-6)

COACH: Kevin Stefanski

DIVISION FINISH: 2nd AFC North

2023 USUAL STARTING LINEUPS

OFFENSE

WR	2	Amari Cooper
LT	64	Geron Christian
	71	Jedrick Wills Jr.
LG	75	Joel Bitonio
C	55	Ethan Pocic
RG	77	Wyatt Teller
RT	79	Dawand Jones
	66	James Hudson III
TE	85	David Njoku
QB	15	Joe Flacco
	4	Deshaun Watson
RB	34	Jerome Ford
FB	53	Nick Harris
WR	8	Elijah Moore

DEFENSE

DE	95	Myles Garrett
DT	94	Dalvin Tomlinson
DT	96	Jordan Elliott
	93	Shelby Harris
DE	99	Za'Darius Smith
LB	6	Jeremiah Owusu-Koramoah
LB	5	Anthony Walker Jr.
LB	44	Sione Takitaki
CB	21	Denzel Ward
CB	0	Greg Newsome II
	23	Martin Emerson Jr.
S	1	Juan Thornhill
S	22	Grant Delpit

RADIO ANNOUNCERS:

Jim Donovan, Nathan Zegura (92.3 The Fan WKRK-FM, ESPN 850 WKNR, WNCX

DATE	RESULT	OPPONENT	ATT
9/10	W, 24-3	Cincinnati Bengals	67,919
9/18	L, 22-26	at Pittsburgh Steelers	67,576
9/24	W, 27-3	Tennessee Titans	67,919
10/1	L, 3-28	Baltimore Ravens	67,919
10/15	W, 19-17	San Francisco 49ers	67,431
10/22	W, 39-38	at Indianapolis Colts	65,552
10/29	L, 20-24	at Seattle Seahawks	68,807
11/5	W, 27-0	Arizona Cardinals	67,919
11/12	W, 33-31	at Baltimore Ravens	70,424
11/19	W, 13-10	Pittsburgh Steelers	67,919
11/26	L, 12-29	at Denver Broncos	76,261
12/3	L, 19-36	at Los Angeles Rams	72,887
12/10	W, 31-27	Jacksonville Jaguars	67,431
12/17	W, 20-17	Chicago Bears	67,919
12/24	W, 36-22	at Houston Texans	70,831
12/28	W, 37-20	New York Jets	67,919
1/7	L, 14-31	at Cincinnati Bengals	65,865

DATE	RESULT	OPPONENT	ATT
1/13	L, 14-45	at Houston Texans	71,946

TEAM STATISTICS	BROWNS	OPPONENT
Total First Downs	325	253
Rushing	121	87
Passing	173	136
Penalty	31	30
3rd Down: Made/Att	80/253	67/230
3rd Down Pct.	31.6%	29.1%
4th Down: Made/Att	18/32	6/15
4th Down Pct.	56.3%	40.0%
Possession Avg.	32:19	27:41
Total Net Yards	5710	4593
Avg. Per Game	335.9	270.2
Total Plays	1187	1004
Avg. Per Play	4.8	4.6
Net Yards Rushing	2017	1793
Avg. Per Game	118.6	105.5
Total Rushes	518	420
Net Yards Passing	3693	2800
Avg. Per Game	217.2	164.7
Sacked/Yards Lost	45/318	49/349
Gross Yards	4011	3149
Attempts/Completions	45/318	535/307
Completion Pct.	56.9%	57.4%
Had Intercepted	23	18
Punts/Average	90/49.4	112/47.3
Net Punting Avg.	42.4	42.1
Penalties/Yards	115/897	118/923
Fumbles/Ball Lost	27/14	21/10
Touchdowns	42	44
Rushing	15	15
Passing	24	23
Returns	3	6

SCORE BY PERIODS	1ST	2ND	3RD	4TH	OT	TOT
Team	74	139	70	113	0	396
Opponents	107	87	61	107	0	362

SCORING	TD	RU	PA	RT	PAT	FG	2PT	PTS
Hopkins, Dustin	0	0	0	0	24/26	33/36	0	123
Ford, Jerome	9	4	5	0	0/0	0/0	1	56
Hunt, Kareem	9	9	0	0	0/0	0/0	0	54
Njoku, David	6	0	6	0	0/0	0/0	0	36

Cooper, Amari	5	0	5	0	0/0	0/0	1	32
Bell, David	3	0	3	0	0/0	0/0	0	18
Bryant, Harrison	3	0	3	0	0/0	0/0	0	18
Moore, Elijah	2	0	2	0	0/0	0/0	0	12
Watson, Deshaun	1	1	0	0	0/0	0/0	3	12
Patterson, Riley	0	0	0	0	6/7	1/1	0	9
Fields II, Tony	1	0	0	1	0/0	0/0	0	6
Hickman, Ronnie	1	0	0	1	0/0	0/0	0	6
Newsome II, Greg	1	0	0	1	0/0	0/0	0	6
Strong Jr, Pierre	1	1	0	0	0/0	0/0	0	6
Thompson-Robinson, Dorian	0	0	0	0	0/0	0/0	1	2
Team	42	15	24	3	30/33	34/37	6	396
Opponents	44	15	23	6	41/41	17/24	1	362

SACKS: M.Garrett 14.0, Z. Smith 5.5, A. Wright 5.0, O. Okoronkwo 4.5, J. Owusu-Koramoah 3.5, D. Tomlinson 3.0, J. Elliott 2.5, S. Takitaki 2.0, G. Delpit 1.5, S. Harris 1.5, M. Hurst 1.5, C. Mitchell 1.0, D. Harmon 1.0, I. McGuire 1.0, G. Newsome 0.5
Browns 49, Opponents 45

RUSHING	NO	YDS	AVG	LG	TD
Ford, Jerome	204	813	3.9	69t	4
Hunt, Kareem	135	411	3.0	16t	9
Strong Jr., Pierre	63	291	4.6	40	1
Chubb, Nick	28	170	6.0	20	0
Watson, Deshaun	26	142	5.4	16	1
Thompson-Robinson, Dorian	14	65	4.6	12	0
Driskel, Jeff	7	33	4.7	13	0
Goodwin, Marquise	4	33	8.2	20	0
Walker, P.J.	13	30	2.3	9	0
Moore, Elijah	9	11	1.2	19	0
Byrant, Harrison	5	8	1.6	2	0
Tillman, Cedric	1	8	8.0	8	0
Flacco, Joe	9	2	0.2	3	0
Team	518	2017	3.9	69t	15
Opponents	420	1793	4.2	74t	15

RECEIVING	NO	YDS	AVG	LG	TD
Njoku, David	81	882	10.9	43	6
Cooper, Amari	72	1250	17.4	75t	5
Moore, Elijah	59	640	10.8	42	2
Ford, Jerome	44	319	7.3	50t	5
Tillman, Cedric	21	224	10.7	23	0
Akins, Jordan	15	132	8.8	28	0
Hunt, Kareem	15	84	5.6	13	0
Bell, David	14	167	11.9	41t	3
Bryant, Harrison	13	81	6.2	23	3
Peoples-Jones, Donovan	8	97	12.1	29	0
Strong Jr., Pierre	5	47	9.4	41	0
Goodwin, Marquise	4	67	16.8	57	0
Chubb, Nick	4	21	5.3	10	0
Team	355	4011	11.3	75t	24
Opponents	307	3149	10.3	75t	23

INTERCEPTIONS	NO	YDS	AVG	LG	TD
Emerson Jr., Martin	4	25	6.3	14	0
Newsome II, Greg	2	34	17.0	34t	1
Ward, Denzel	2	20	10.0	20	0
Bell, D'Anthony	2	8	4.0	6	0
Owusu-Koramoah, Jeremiah	2	8	4.0	8	0
Hickman, Ronnie	1	30	30.0	30t	1
Ford Jr., Mike	1	10	10.0	10	0
Delpit, Grant	1	0	0.0	0	0
Harmon, Duron	1	0	0.0	0	0
Hurst II, Maurice	1	0	0.0	0	0
Takitaki, Sione	1	0	0.0	0	0
Team	18	135	7.5	34t	2
Opponents	23	438	19.0	52	4

PUNTING	NO	YDS	AVG	NET	TB	IN	LG	B
Bojorquez, Corey	87	4294	49.4	42.5	9	31	73	0
Haack, Matt	3	155	51.7	41.7	0	0	56	0
Team	90	4449	49.4	42.4	9	31	73	0
Opponents	112	5302	47.3	42.1	12	39	74	0

PUNT RETURNS	NO	FC	YDS	AVG	LG	TD
Proche, James	22	27	197	9.0	21	0
Peoples-Jones, Donovan	13	8	84	6.5	13	0
Darden, Jaelon	4	1	39	9.8	11	0
Moore, Elijah	2	0	23	11.5	13	0
Team	41	35	343	8.4	21	0
Opponents	45	16	450	10.0	28	0

KICKOFF RETURNS	NO	YDS	AVG	LG	TD
Strong Jr., Pierre	8	200	25.0	36	0
Darden, Jaelon	2	42	21.0	23	0
Proche II, James	1	19	19.0	19	0
Team	11	261	23.7	36	0
Opponents	30	635	21.2	98t	1

FIELD GOALS	1-19	20-29	30-39	40-49	50+	TOT
Hopkins, Dustin	0/0	8/8	7/7	10/13	8/8	33/36
Patterson, Riley	0/0	0/0	1/1	0/0	0/0	1/1
Team	0/0	8/8	8/8	10/13	8/8	34/37
Opponents	0/0	5/5	3/4	7/9	2/6	17/24

PASSING	ATT	CMP	YDS	PCT	AVI/AT	TD	TD%	INT	INT%	LG	TKLD	RATNG
Flacco, Joe	204	123	1616	60.3%	7.9	13	6.4%	8	3.9%	75t	8/57	90.2
Watson, Deshaun	171	105	1115	61.4%	6.5	7	4.1%	4	2.3%	59	17/85	84.3
Walker, P.J.	111	54	674	48.6%	6.0	1	0.9%	5	4.5%	58	11/90	52.2
Thompson-Robinson, Dorian	112	60	440	53.6%	3.9	1	0.9%	4	3.6%	23	6/60	51.2
Driskel, Jeff	26	13	166	50.0%	6.3	2	7.7%	2	7.7%	31t	3/26	63.9
Team	624	355	4011	56.9%	6.4	24	3.8%	23	3.7%	75t	45/318	73.7
Opponents	535	307	3149	57.4%	5.9	23	4.3%	18	3.4%	75t	49/349	74.7

ALL-TIME ATTENDANCE

COMMUNITY
STAFF
PLAYERS
2023 SEASON
HISTORY
RECORDS
GAME DAY

YEAR	HOME GAMES	HOME ATTEND	ROAD ATTEND	PRESEASON ATTEND	PLAYOFF ATTEND	TOTAL ATTEND
1946	7	339,962	206,060	35,964	40,469	622,455
1947	7	392,760	270,619	33,106	61,879	758,364
1948	7	318,619	270,728	43,279	22,981	655,607
1949	6	189,604	211,565	63,997	39,820	504,986
1950	6	200,319	232,361	125,642	62,805	621,127
1951	6	231,414	231,854	259,359	57,540	780,167
1952	6	240,204	200,656	116,310	50,934	608,104
1953	6	274,671	183,272	189,571	54,577	702,091
1954	6	183,476	200,101	182,255	43,827	609,659
1955	6	251,444	220,892	247,200	87,695	807,231
1956	6	221,648	161,887	302,221	—	685,756
1957	6	324,165	222,185	226,348	55,263	827,961
1958	6	370,781	264,375	224,602	61,174	920,932
1959	6	338,380	257,990	191,477	—	787,847
1960	6	337,972	234,767	*197,513	—	770,252
1961	7	426,886	268,909	173,603	—	869,398
1962	7	422,043	289,807	240,081	—	951,931
1963	7	487,430	331,642	*267,807	—	1,086,879
1964	7	549,334	337,929	218,544	79,544	1,185,351
1965	7	557,283	369,055	254,591	50,852	1,231,781
1966	7	544,250	389,783	246,708	—	1,180,741
1967	7	544,807	402,976	*295,514	70,786	1,314,083
1968	7	527,107	366,524	291,232	162,125	1,346,988
1969	7	578,360	380,442	283,248	117,221	1,359,271
1970	7	567,377	379,082	347,558	—	1,294,017
1971	7	541,505	381,467	334,051	74,082	1,331,105
1972	7	528,591	382,182	397,140	80,010	1,387,923
1973**	7	490,406	382,124	329,183	—	1,201,713
1974	7	424,412	319,684	200,904	—	945,000
1975	7	390,440	358,175	180,338	—	928,953
1976	7	472,602	310,340	183,434	—	966,376
1977	7	480,805	380,166	248,178	—	1,109,149
1978	8	510,046	397,891	127,918	—	1,035,855
1979	8	593,821	400,029	169,623	—	1,163,473
1980	8	620,496	419,834	197,991	77,655	1,315,976
1981	8	601,725	470,856	232,523	—	1,305,104
1982	4	251,314	245,350	209,598	56,555	762,817
1983	8	564,639	414,621	202,840	—	1,182,100
1984	8	458,433	345,159	162,367	—	965,959
1985	8	535,752	445,250	156,607	75,128	1,212,737
1986	8	583,739	452,237	192,060	158,021	1,386,057
1987	7	492,939	378,368	193,325	154,579	1,219,211
1988	8	615,545	469,029	238,380	74,977	1,397,931
1989	8	613,415	483,534	289,305	153,752	1,540,006
1990	8	568,093	516,085	233,158	—	1,317,336
1991	8	571,752	432,264	216,260	—	1,220,276
1992	8	560,417	416,269	203,012	—	1,179,698
1993	8	568,474	415,133	166,496	—	1,150,103
1994	8	559,582	492,141	197,793	135,637	1,385,153
1995	8	512,392	458,037	177,653	—	1,148,082
1999	8	580,934	482,769	297,883	—	1,361,586
2000	8	581,544	475,595	270,697	—	1,327,836
2001	8	583,094	506,492	280,694	—	1,370,280
2002	8	586,294	523,767	265,136	62,595	1,446,792
2003	8	585,564	553,876	268,108	—	1,407,548
2004	8	584,840	556,930	282,059	—	1,423,829
2005	8	578,330	502,742	255,658	—	1,336,730
2006	8	578,672	533,569	275,716	—	1,387,957

* Includes Miami Playoff Bowl games at end of season.

** First year of new method of announcing attendance.

ALL-TIME ATTENDANCE

YEAR	HOME GAMES	HOME ATTEND	ROAD ATTEND	PRESEASON ATTEND	PLAYOFF ATTEND	TOTAL ATTEND
2007	8	584,006	526,080	275,716	—	1,385,802
2008	8	582,230	565,392	265,211	—	1,412,833
2009	8	551,110	503,105	265,228	—	1,391,443
2010	8	528,933	488,974	225,951	—	1,243,858
2011	8	526,997	486,462	242,099	—	1,255,558
2012	8	533,058	532,210	235,981	—	1,301,249
2013	8	569,939	552,811	240,750	—	1,363,500
2014	8	539,400	544,455	243,632	—	1,327,487
2015	8	529,488	532,774	228,268	—	1,290,530
2016	8	514,489	530,336	242,829	—	1,287,654
2017	7	436,823	456,947	232,361	—	1,126,131
2018	8	526,122	519,319	243,120	—	1,288,561
2019	8	539,448	535,676	242,105	—	1,317,229
2020	8	80,440	69,925	—	16,730	167,095
2021	9	606,879	553,125	171,508	—	1,331,512
2022	8	539,448	579,401	189,248	—	1,308,097
2023	9	610,295	558,203	229,532	71,946	1,469,976
TOTALS		35,990,008	29,722,621	16,467,057	2,311,159	84,572,145

* Includes Miami Playoff Bowl games at end of season.

** First year of new method of announcing attendance.

COMMUNITY

STAFF

PLAYERS

2023 SEASON

HISTORY

RECORDS

GAME DAY

YEARLY RESULTS

COMMUNITY

STAFF

PLAYERS

2023 SEASON

HISTORY

RECORDS

GAME DAY

YEAR	LEAGUE	REGULAR SEASON				PLAYOFFS				COMBINED RECORD			
		W	L	T	%	W	L	T	%	W	L	T	%
1946 #	AAFC	12	2	0	.857	1	0	0	1.000	13	2	0	.867
1947 #	AAFC	12	1	1	.923	1	0	0	1.000	13	1	1	.929
1948 #	AAFC	14	0	0	1.000	1	0	0	1.000	15	0	0	1.000
1949 #	AAFC	9	1	2	.900	2	0	0	1.000	11	1	2	.917
1950 #	NFL	10	2	0	.833	2	0	0	1.000	12	2	0	.857
1951 #	NFL	11	1	0	.917	0	1	0	0.000	11	2	0	.846
1952 #	NFL	8	4	0	.667	0	1	0	0.000	8	5	0	.615
1953 #	NFL	11	1	0	.917	0	1	0	0.000	11	2	0	.846
1954 #	NFL	9	3	0	.750	1	0	0	1.000	10	3	0	.769
1955 #	NFL	9	2	1	.818	1	0	0	1.000	10	2	1	.833
1956	NFL	5	7	0	.417	0	0	0	0.000	5	7	0	.417
1957 #	NFL	9	2	1	.818	0	1	0	0.000	9	3	1	.750
1958 #	NFL	9	3	0	.750	0	1	0	0.000	9	4	0	.692
1959	NFL	7	5	0	.583	0	0	0	0.000	7	5	0	.583
1960	NFL	8	3	1	.727	0	0	0	0.000	8	3	1	.727
1961	NFL	8	5	1	.615	0	0	0	0.000	8	5	1	.615
1962	NFL	7	6	1	.538	0	0	0	0.000	7	6	1	.538
1963	NFL	10	4	0	.714	0	0	0	0.000	10	4	0	.714
1964 #	NFL	10	3	1	.769	1	0	0	1.000	11	3	1	.786
1965 #	NFL	11	3	0	.786	0	1	0	0.000	11	4	0	.733
1966	NFL	9	5	0	.643	0	0	0	0.000	9	5	0	.643
1967 #	NFL	9	5	0	.643	0	1	0	0.000	9	6	0	.600
1968 #	NFL	10	4	0	.714	1	1	0	0.500	11	5	0	.688
1969 #	NFL	10	3	1	.769	1	1	0	0.500	11	4	1	.733
1970	NFL	7	7	0	.500	0	0	0	0.000	7	7	0	.500
1971 #	NFL	9	5	0	.643	0	1	0	0.000	9	6	0	.600
1972 #	NFL	10	4	0	.714	0	1	0	0.000	10	5	0	.667
1973	NFL	7	5	2	.583	0	0	0	0.000	7	5	2	.583
1974	NFL	4	10	0	.286	0	0	0	0.000	4	10	0	.286
1975	NFL	3	11	0	.214	0	0	0	0.000	3	11	0	.214
1976	NFL	9	5	0	.643	0	0	0	0.000	9	5	0	.643
1977	NFL	6	8	0	.429	0	0	0	0.000	6	8	0	.429
1978	NFL	8	8	0	.500	0	0	0	0.000	8	8	0	.500
1979	NFL	9	7	0	.563	0	0	0	0.000	9	7	0	.563
1980 #	NFL	11	5	0	.688	0	1	0	0.000	11	6	0	.647
1981	NFL	5	11	0	.313	0	0	0	0.000	5	11	0	.313
1982 #	NFL	4	5	0	.444	0	1	0	0.000	4	6	0	.400
1983	NFL	9	7	0	.563	0	0	0	0.000	9	7	0	.563
1984	NFL	5	11	0	.313	0	0	0	0.000	5	11	0	.313
1985 #	NFL	8	8	0	.500	0	1	0	0.000	8	9	0	.471
1986 #	NFL	12	4	0	.750	1	1	0	0.500	13	5	0	.722
1987 #	NFL	10	5	0	.667	1	1	0	0.500	11	6	0	.647
1988 #	NFL	10	6	0	.625	0	1	0	0.000	10	7	0	.588
1989 #	NFL	9	6	1	.600	1	1	0	0.500	10	7	1	.588
1990	NFL	3	13	0	.188	0	0	0	0.000	3	13	0	.188
1991	NFL	6	10	0	.375	0	0	0	0.000	6	10	0	.375
1992	NFL	7	9	0	.438	0	0	0	0.000	7	9	0	.438
1993	NFL	7	9	0	.438	0	0	0	0.000	7	9	0	.438
1994 #	NFL	11	5	0	.688	1	1	0	0.500	12	6	0	.667
1995	NFL	5	11	0	.313	0	0	0	0.000	5	11	0	.313
1999	NFL	2	14	0	.125	0	0	0	0.000	2	14	0	.125
2000	NFL	3	13	0	.188	0	0	0	0.000	3	13	0	.188

YEARLY RESULTS

YEAR	LEAGUE	REGULAR SEASON				PLAYOFFS				COMBINED RECORD			
		W	L	T	%	W	L	T	%	W	L	T	%
2001	NFL	7	9	0	.438	0	0	0	0.000	7	9	0	.438
2002 #	NFL	9	7	0	.563	0	1	0	0.000	9	8	0	.529
2003	NFL	5	11	0	.313	0	0	0	0.000	5	11	0	.313
2004	NFL	4	12	0	.250	0	0	0	0.000	4	12	0	.250
2005	NFL	6	10	0	.375	0	0	0	0.000	6	10	0	.375
2006	NFL	4	12	0	.250	0	0	0	0.000	4	12	0	.250
2007	NFL	10	6	0	.625	0	0	0	0.000	10	6	0	.625
2008	NFL	4	12	0	.250	0	0	0	0.000	4	12	0	.250
2009	NFL	5	11	0	.313	0	0	0	0.000	5	11	0	.313
2010	NFL	5	11	0	.313	0	0	0	0.000	5	11	0	.313
2011	NFL	4	12	0	.250	0	0	0	0.000	4	12	0	.250
2012	NFL	5	11	0	.313	0	0	0	0.000	5	11	0	.313
2013	NFL	4	12	0	.250	0	0	0	0.000	4	12	0	.250
2014	NFL	7	9	0	.438	0	0	0	0.000	7	9	0	.438
2015	NFL	3	13	0	.188	0	0	0	0.000	3	13	0	.188
2016	NFL	1	15	0	.063	0	0	0	0.000	1	15	0	.063
2017	NFL	0	16	0	.000	0	0	0	0.000	0	16	0	.000
2018	NFL	7	8	1	.469	0	0	0	0.000	7	8	1	.469
2019	NFL	6	10	0	.375	0	0	0	0.000	6	10	0	.375
2020 #	NFL	11	5	0	.688	1	1	0	0.500	12	6	0	.667
2021	NFL	8	9	0	.470	0	0	0	0.000	8	9	0	.470
2022	NFL	7	10	0	.411	0	0	0	0.000	7	10	0	.411
2023 #	NFL	11	6	0	.647	0	1	0	0.000	11	7	0	.611
NFL Totals		512	530	11	.491	12	22	0	0.352	514	552	11	.482
AAFC Totals		47	4	3	.898	5	0	0	1.000	52	4	3	.907
Franchise Totals		557	534	14	.504	17	22	0	0.435	566	556	14	.498

Bold Denotes League Champions: 8 times (4 AAFC 1946, 1947, 1948, 1949; 4 NFL 1950, 1954, 1955, 1964)

Denotes playoff appearance: 26 post-season appearances

COMMUNITY

STAFF

PLAYERS

2023 SEASON

HISTORY

RECORDS

GAME DAY

BROWNS IN NFL CHAMPIONSHIP GAMES

12/24/1950: BROWNS 30, vs. Los Angeles Rams 28
 12/23/1951: at Los Angeles Rams 24, BROWNS 17
 12/18/1952: vs. Detroit Lions 17, BROWNS 7
 12/17/1953: at Detroit Lions 17, BROWNS 16
 12/26/1954: BROWNS 56, vs. Detroit Lions 30
 12/26/1955: BROWNS 38, at Los Angeles Rams 14
 12/29/1957: at Detroit Lions 59, BROWNS 14
 12/27/1964: BROWNS 27, vs. Baltimore Colts 0
 1/2/1966: at Green Bay Packers 23, BROWNS 12
 12/29/1968: vs. Baltimore Colts 34, BROWNS 0
 1/4/1970: at Minnesota Vikings 27, BROWNS 7

BROWNS IN CONFERENCE PLAYOFF GAMES

12/17/1950: BROWNS 8, vs. New York Giants 3
 12/21/1958: at New York Giants 10, BROWNS 0
 12/24/1967: at Dallas Cowboys 52, BROWNS 14
 12/21/1968: BROWNS 31, vs. Dallas Cowboys 20
 12/28/1969: BROWNS 38, at Dallas Cowboys 14
 1/11/1987: vs. Denver Broncos 23, BROWNS 20 (OT)
 1/17/1988: at Denver Broncos 38, BROWNS 33
 1/14/1990: at Denver Broncos 37, BROWNS 21

BROWNS IN DIVISIONAL PLAYOFF GAMES

12/26/1971: vs. Baltimore Colts 20, BROWNS 3
 12/24/1972: at Miami Dolphins 20, BROWNS 14
 1/4/1980: vs. Oakland Raiders 14, BROWNS 12
 1/8/1983: at Los Angeles Raiders 27, BROWNS 10

1/4/1986: at Miami Dolphins 24, BROWNS 21
 1/11/1987: BROWNS 23, vs. New York Jets 20 (2 OT)
 1/9/1988: BROWNS 38, vs. Indianapolis Colts 21
 1/6/1990: BROWNS 34, vs. Buffalo Bills 30
 1/7/1995: at Pittsburgh Steelers 29, BROWNS 9
 1/17/2021: at Kansas City Chiefs 22, BROWNS 17

BROWNS IN WILD CARD PLAYOFF GAMES

12/24/1988: vs. Houston Oilers 24, BROWNS 23
 1/1/1995: BROWNS 20, vs. New England Patriots 13
 1/5/2003: at Pittsburgh Steelers 36, BROWNS 33
 1/10/2021: BROWNS 48, at Pittsburgh Steelers 37
 1/13/2024: BROWNS 14, at Houston Texans 45

BROWNS IN PLAYOFF BOWLS

1/7/1961: Detroit Lions 17, BROWNS 16 (at Miami)
 1/5/1964: Green Bay Packers 40, BROWNS 23 (at Miami)
 1/7/1968: Los Angeles Rams 30, BROWNS 6 (at Miami)

BROWNS IN AAFC ALL-STAR GAMES

12/18/1949: AAFC All-Stars 12, BROWNS 7

BROWNS IN COLLEGE ALL-STAR GAMES

8/17/1951: BROWNS 33, All-Stars 0
 8/12/1955: All-Stars 30, BROWNS 27
 8/10/1956: BROWNS 26, All-Stars 0
 8/6/1965: BROWNS 24, All-Stars 16

BROWNS' NFL PLAYOFF RECORD: 12-22 (.352)

RECORDS



CAREER TOP 10

SCORING

PLAYER	YEARS	TD	PAT	FG	TOTAL
1. Lou Groza	1950-59, 61-67	1	641	234	1,349
2. Phil Dawson	1999-2012	1	350	305	1,271
3. Don Cockroft	1968-80	0	432	216	1,080
4. Jim Brown	1957-65	126	0	0	756
5. Matt Bahr	1981-89	0	248	143	677
6. Leroy Kelly	1964-73	90	0	0	540
7. Matt Stover	1991-95	0	156	108	480
8. Gary Collins	1962-72	70	0	0	420
9. Ray Renfro	1952-63	55	0	0	330
10. Kevin Mack	1985-93	54	0	0	324

RUSHING

PLAYER	YEARS	CARRIES	YARDS	AVG.	TD
1. Jim Brown	1957-65	2,359	12,312	5.2	106
2. Leroy Kelly	1964-73	1,727	7,274	4.2	74
3. Mike Pruitt	1976-84	1,593	6,540	4.1	47
4. Nick Chubb	2018-23	1,238	6,511	5.3	48
5. Greg Pruitt	1973-81	1,158	5,496	4.7	25
6. Kevin Mack	1985-93	1,291	5,123	4.0	46
7. Earnest Byner	1984-88, 94-95	862	3,364	3.9	27
8. Ernie Green	1962-68	668	3,204	4.8	15
9. Isaiah Crowell	2014-17	737	3,118	4.2	21
10. Jamal Lewis	2007-09	720	2,80	3.9	13

ATTEMPTS

PLAYER	YEARS	ATTEMPTS
1. Jim Brown	1957-65	2,359
2. Leroy Kelly	1964-73	1,727
3. Mike Pruitt	1976-84	1,593
4. Kevin Mack	1985-93	1,291
5. Nick Chubb	2018-23	1,238
6. Greg Pruitt	1973-81	1,158
7. Earnest Byner	1984-88, 94-95	862
8. Isaiah Crowell	2014-17	737
9. Jamal Lewis	2007-09	720
10. Ernie Green	1962-68	668

TOUCHDOWNS

PLAYER	YEARS	RUSHING TDS
1. Jim Brown	1957-65	106
2. Leroy Kelly	1964-73	74
3. Nick Chubb	2018-23	48
4. Mike Pruitt	1976-84	47
5. Kevin Mack	1985-93	46
6. Otto Graham	1950-55	33
7. Earnest Byner	1984-88, 94-95	27
8. Greg Pruitt	1973-81	25
Kareem Hunt	2019-23	25
10. Isaiah Crowell	2014-17	21

PASSING

ATTEMPTS

PLAYER	YEARS	ATTEMPTS
1. Brian Sipe	1974-83	3,439
2. Bernie Kosar	1985-93	3,150
3. Baker Mayfield	2018-21	1,924
4. Frank Ryan	1962-68	1,755
5. Tim Couch	1999-03	1,714
6. Otto Graham	1950-55	1,565
7. Mike Phipps	1970-76	1,317
8. Bill Nelsen	1968-72	1,314
9. Derek Anderson	2005-09	1,109
10. Milt Plum	1957-61	1,083

COMPLETIONS

PLAYER	YEARS	COMPLETIONS
1. Brian Sipe	1974-83	1,944
2. Bernie Kosar	1985-93	1,853
3. Baker Mayfield	2018-21	1,185
4. Tim Couch	1999-03	1,025
5. Frank Ryan	1962-68	907
6. Otto Graham	1950-55	872
7. Bill Nelsen	1968-72	689
8. Mike Phipps	1970-76	633
9. Milt Plum	1957-61	627
10. Derek Anderson	2005-09	587

YARDS

PLAYER	YEARS	YARDS
1. Brian Sipe	1974-83	23,713
2. Bernie Kosar	1985-93	21,904
3. Baker Mayfield	2018-21	14,125
4. Otto Graham	1950-55	13,499
5. Frank Ryan	1962-68	13,361
6. Tim Couch	1999-03	11,131
7. Bill Nelsen	1968-72	9,725
8. Milt Plum	1957-61	8,914
9. Mike Phipps	1970-76	7,700
10. Vinny Testaverde	1993-95	7,255

TOUCHDOWNS

PLAYER	YEARS	TOUCHDOWNS
1. Brian Sipe	1974-83	154
2. Frank Ryan	1962-68	134
3. Bernie Kosar	1985-93	116
4. Baker Mayfield	2018-21	92
5. Otto Graham	1950-55	88
6. Bill Nelsen	1968-72	71
7. Milt Plum	1957-61	66
8. Tim Couch	1999-03	64
9. Vinny Testaverde	1993-95	47
10. Derek Anderson	2005-09	46

COMMUNITY

STAFF

PLAYERS

2023 SEASON

HISTORY

RECORDS

GAME DAY

QUARTERBACK RATING (MINIMUM 750 ATTEMPTS)

PLAYER	YEARS	ATT	COMP	YARDS	TD	INT	RATING
1. Milt Plum	1957-61	1,083	627	8,914	66	39	89.9
2. Baker Mayfield	2018-21	1,924	1,185	14,125	92	56	87.8
3. Bernie Kosar	1985-93	3,150	1,853	21,904	116	81	81.6
4. Frank Ryan	1962-68	1,755	907	13,361	134	88	81.4
5. Vinny Testaverde	1993-95	998	578	7,255	47	37	80.9
6. Otto Graham	1950-55	1,565	872	13,499	88	94	78.2
7. Tim Couch	1999-03	1,714	1,025	11,131	64	67	75.1
8. Brian Sipe	1974-83	3,439	1,944	23,713	154	149	74.8
9. Bill Nelsen	1968-72	1,314	689	9,725	71	71	72.1
10. Brandon Weeden	2012-13	784	438	5,116	23	26	71.8

RECEIVING

PLAYER	YEARS	RECEPTIONS
1. Ozzie Newsome	1978-90	662
2. Gary Collins	1962-71	331
3. Greg Pruitt	1973-81	323
4. Kevin Johnson	1999-03	315
Brian Brennan	1984-91	315
6. Reggie Rucker	1975-81	310
7. Webster Slaughter	1986-91	305
8. Eric Metcalf	1989-94	297
9. Jarvis Landry	2018-21	288
10. David Njoku	2017-23	287

RECEIVING YARDS

PLAYER	YEARS	REC.	YARDS	AVG.	TD
1. Ozzie Newsome	1978-90	662	7,980	12.1	47
2. Ray Renfro	1952-63	281	5,508	19.6	50
3. Gary Collins	1962-71	331	5,299	16.0	70
4. Paul Warfield	1964-69, 76-77	271	5,210	19.2	52
5. Reggie Rucker	1975-81	310	4,953	16.0	32
6. Webster Slaughter	1986-91	305	4,834	15.8	27
7. Dave Logan	1976-83	262	4,247	16.2	24
8. Milt Morin	1966-75	271	4,208	15.5	16
9. Brian Brennan	1984-91	315	4,148	13.2	19
10. Dante Lavelli	1950-56*	244	3,908	16.0	33

AVERAGE PER RECEPTION (MINIMUM 100 RECEPTIONS)

PLAYER	YEARS	AVERAGE
1. Ray Renfro	1952-63	19.6
2. Paul Warfield	1964-69, 76-77	19.2
3. Ricky Feacher	1976-84	18.4
4. Darrel Brewster	1952-58	18.1
5. Josh Gordon	2012-18	17.3
6. Dub Jones	1950-55	16.8
7. Michael Jackson	1991-95	16.5
8. Dave Logan	1976-83	16.2
9. Dante Lavelli	1950-56*	16.0
Gary Collins	1962-71	16.0
Reggie Rucker	1975-81	16.0

*Does not include AAFC statistics

INTERCEPTIONS

PLAYER	YEARS	NO.	YARDS	AVG.	TD
1. Thom Darden	1972-74, 76-81	45	820	18.2	2
2. Warren Lahr	1950-59	40	530	13.3	5
3. Clarence Scott	1971-83	39	407	10.4	2
4. Ken Konz	1953-59	30	392	13.1	4
5. Bernie Parrish	1959-66	29	557	19.2	3
6. Ross Fichtner	1960-67	27	581	21.5	3
Mike Howell	1965-72	27	252	9.3	0
8. Felix Wright	1985-90	26	469	18.0	2
Hanford Dixon	1981-89	26	225	8.7	0
Tommy James	1950-55	26	208	8.0	0

PUNT RETURNS

PLAYER	YEARS	NO.
1. Dennis Northcutt	2000-06	202
2. Joshua Cribbs	2005-12	195
3. Gerald McNeil	1986-89	161
4. Eric Metcalf	1989-94	127
5. Dino Hall	1979-83	111
6. Leroy Kelly	1964-73	94
7. Keith Wright	1978-80	78
8. Travis Benjamin	2012-15	68
Ken Konz	1953-59	68
10. Billy Reynolds	1953-54, 57	67

RETURN YARDS

PLAYER	YEARS	YARDS
1. Joshua Cribbs	2005-12	2,154
2. Dennis Northcutt	2000-06	2,149
3. Gerald McNeil	1986-89	1,545
4. Eric Metcalf	1989-94	1,341
5. Leroy Kelly	1964-73	990
6. Dino Hall	1979-83	901
7. Travis Benjamin	2012-15	857
8. Greg Pruitt	1973-81	659
9. Bobby Mitchell	1958-61	607
10. Ken Konz	1953-59	556

RETURN AVERAGE (MINIMUM 50 RETURNS)

PLAYER	YEARS	NO.	YARDS	AVG.	TD
1. Travis Benjamin	2012-15	68	857	12.6	3
2. Greg Pruitt	1973-81	56	659	11.8	0
3. Bobby Mitchell	1958-61	54	607	11.2	3
4. Joshua Cribbs	2005-12	195	2,154	11.0	3
5. Dennis Northcutt	2000-06	202	2,149	10.6	3
Eric Metcalf	1989-94	127	1,341	10.6	5
7. Leroy Kelly	1964-73	94	990	10.5	3
8. Gerald McNeil	1986-89	161	1,545	9.6	1
9. Ken Konz	1953-59	68	556	8.2	1
10. Dino Hall	1979-83	111	901	8.1	0

KICKOFF RETURNS

RETURNS		
PLAYER	YEARS	NO
1. Joshua Cribbs	2005-12	387
2. Dino Hall	1979-83	151
3. Eric Metcalf	1989-94	139
4. Andre' Davis	2002-04	88
5. Glen Young	1984-85, 87-88	87
6. Randy Baldwin	1991-94	82
7. Leroy Kelly	1964-73	76
8. Keith Wright	1978-80	70
9. Gerald McNeil	1986-89	64
10. Bobby Mitchell	1958-61	62

RETURN YARDS

PLAYER	YEARS	YARDS
1. Joshua Cribbs	2005-12	10,015
2. Dino Hall	1979-83	3,185
3. Eric Metcalf	1989-94	2,806
4. Glen Young	1984-85, 87-88	2,079
5. Randy Baldwin	1991-94	1,872
6. Andre' Davis	2002-04	1,871
7. Leroy Kelly	1964-73	1,784
8. Keith Wright	1978-80	1,767
9. Walter Roberts	1964-66	1,608
10. Bobby Mitchell	1958-61	1,550

KICKOFF RETURN AVERAGE (MINIMUM 50 RETURNS)

PLAYER	YEARS	NO.	YARDS	AVG.	TD
1. Greg Pruitt	1973-81	58	1,523	26.3	1
2. Walter Roberts	1964-66	62	1,608	25.9	0
Joshua Cribbs	2005-12	387	10,015	25.9	8
4. Keith Wright	1978-80	70	1,767	25.2	0
5. Bobby Mitchell	1958-61	62	1,550	25.0	3
6. Billy Lefear	1972-75	60	1,461	24.4	0
7. Glen Young	1984-85, 87-88	87	2,079	23.9	0
8. Leroy Kelly	1964-73	76	1,784	23.5	0
9. Randy Baldwin	1991-94	82	1,872	22.8	1
10. Andre' Davis	2002-04	88	1,871	21.3	1

COMBINED YARDS*

PLAYER	YEARS	ATT.	YARDS	AVG.
1. Jim Brown	1957-65	2,650	15,459	5.8
2. Joshua Cribbs	2005-12	817	14,083	17.2
3. Leroy Kelly	1964-73	2,087	12,329	5.9
4. Greg Pruitt	1973-81	1,595	10,700	6.7
5. Eric Metcalf	1989-94	1,155	9,108	7.9
6. Mike Pruitt	1976-84	1,860	8,538	4.6
7. Ozzie Newsome	1978-90	682	8,144	11.9
8. Nick Chubb	2018-23	1,361	7,522	5.5
9. Kevin Mack	1985-93	1,488	6,725	4.5
10. Ray Renfro	1952-63	467	6,569	14.1

*Includes rushing, receiving, punt returns and kickoff returns.

TOP 10 SEASONS

SCORING

PLAYER	YEAR	TD	PAT	FG	TOTAL
1. Jim Brown	1965	21	0	0	126
2. Dustin Hopkins	2023	0	24	33	123
3. Leroy Kelly	1968	20	0	0	120
Phil Dawson	2007	0	42	26	120
5. Phil Dawson	2012	0	29	29	116
6. Lou Groza	1964	0	49	22	115
7. Matt Stover	1995	0	26	29	113
8. Matt Stover	1994	0	32	26	110
9. Lou Groza	1953	0	39	23	108
Jim Brown	1958	18	0	0	108
Jim Brown	1962	18	0	0	108
Phil Dawson	2008	0	18	30	108

RUSHING YARDS

PLAYER	YEAR	ATT	YDS	AVG	TD
1. Jim Brown	1963	291	1,863	6.4	12
2. Jim Brown	1965	289	1,544	5.3	17
3. Jim Brown	1958	257	1,527	5.9	17
4. Nick Chubb	2022	302	1,525	5.2	12
5. Nick Chubb	2019	298	1,494	5.0	8
6. Jim Brown	1964	280	1,446	5.2	7
7. Jim Brown	1961	305	1,408	4.6	8
8. Jim Brown	1959	290	1,329	4.6	14
9. Jamal Lewis	2007	298	1,304	4.4	9
10. Mike Pruitt	1979	264	1,294	4.9	9

PASSING

YARDS

PLAYER	YEARS	ATT	COMP	YARDS	TD	INT	RATING
1. Brian Sipe	1980	554	337	4,132	30	14	91.4
2. Brian Sipe	1981	567	313	3,876	17	25	68.2
3. Bernie Kosar	1986	531	310	3,854	17	10	83.8
4. Baker Mayfield	2019	534	317	3,827	22	21	78.8
5. Brian Sipe	1979	535	286	3,793	28	26	73.4
6. Derek Anderson	2007	527	298	3,787	29	19	82.5
7. Baker Mayfield	2018	486	310	3,725	27	14	93.7
8. Brian Sipe	1983	496	291	3,566	26	23	79.1
9. Baker Mayfield	2020	486	305	3,563	26	8	95.9
10. Bernie Kosar	1989	513	303	3,533	18	14	80.3

QUARTERBACK RATING (MINIMUM 200 ATTEMPTS)

PLAYER	YEARS	ATT	COMP	YARDS	TD	INT	RATING
1. Milt Plum	1960	250	151	2,297	21	5	110.37
2. Otto Graham	1953	258	167	2,722	11	9	99.66
3. Baker Mayfield	2020	486	305	3,563	26	8	95.90
4. Bernie Kosar	1987	389	241	3,033	22	9	95.41
5. Baker Mayfield	2018	486	310	3,725	27	14	93.69
6. Josh McCown	2015	292	186	2,109	12	4	93.25
7. Brian Sipe	1980	554	337	4,132	30	14	91.37
8. Frank Ryan	1963	256	135	2,038	25	13	90.59
9. Milt Plum	1961	302	177	2,416	18	10	90.33
10. Joe Flacco	2023	204	123	1,116	13	8	90.25

RECEIVING

RECEPTIONS

PLAYER	YEARS	RECEPTIONS
1. Ozzie Newsome	1983	89
Ozzie Newsome	1984	89
Kellen Winslow	2006	89
4. Josh Gordon	2013	87
5. Kevin Johnson	2001	84
6. Jarvis Landry	2019	83
7. Kellen Winslow	2007	82
8. Jarvis Landry	2018	81
David Njoku	2023	81
10. Jordan Cameron	2013	80
Braylon Edwards	2007	80

YARDS

PLAYER	YEARS	YARDS
1. Josh Gordon	2013	1,646
2. Braylon Edwards	2007	1,289
3. Amari Cooper	2023	1,250
4. Webster Slaughter	1989	1,236
5. Jarvis Landry	2019	1,174
6. Amari Cooper	2022	1,160
7. Kellen Winslow	2007	1,106
8. Kevin Johnson	2001	1,097
9. Paul Warfield	1968	1,067
10. Gary Barnidge	2015	1,043

INTERCEPTIONS

PLAYER	YEAR	NO	YDS	AVG	TD
1. Thom Darden	1978	10	200	20.0	0
Anthony Henry	2001	10	177	17.7	1
3. Tommy James	1950	9	69	7.7	0
Felix Wright	1989	9	91	10.1	1
Eric Turner	1994	9	199	22.1	1
6. Warren Lahr	1950	8	99	12.4	2
Jim Shofner	1960	8	75	9.4	0
Bobby Franklin	1960	8	131	16.4	2
Mike Howell	1966	8	62	7.8	0
Ross Fichtner	1966	8	152	19.0	1
Ben Davis	1968	8	162	20.3	0
Thom Darden	1974	8	105	13.1	0

COMMUNITY

STAFF

PLAYERS

2023 SEASON

HISTORY

RECORDS

GAME DAY

PUNTING GROSS AVG.

PLAYER	YEAR	NO	YARDS	AVG.	LG	BLOCK
1. Corey Bojorquez	2023	87	4,294	49.36	73	0
2. Corey Bojorquez	2022	61	2,959	48.51	76	0
3. Britton Colquitt	2017	80	2,894	47.62	67	1
4. Andy Lee	2015	70	3,270	46.71	67	0
5. Gary Collins	1965	65	3,035	46.69	71	0
6. Jamie Gillan	2019	63	2,913	46.24	71	1
7. Horace Gillom	1952	61	2,787	45.69	73	1
8. Chris Gardocki	2000	108	4,919	45.55	67	0
9. Horace Gillom	1951	73	3,321	45.49	66	0
10. Dave Zastudil	2008	75	3,410	45.47	65	0

PUNT RETURN AVG.

PLAYER	YEAR	NO	YDS	AVG	TD
1. Leroy Kelly	1965	17	265	15.6	2
2. Dennis Northcutt	2002	25	367	14.7	2
3. Joshua Cribbs	2007	30	405	13.5	1
4. Greg Pruitt	1974	27	349	12.9	0
Eric Metcalf	1993	36	464	12.9	2
6. Ben Davis	1967	18	229	12.7	1
7. Donovan Peoples-Jones	2022	18	223	12.4	1
Ken Carpenter	1951	14	173	12.4	0
9. Dennis Northcutt	2004	36	432	12.0	0
Joshua Cribbs	2012	38	457	12.0	0

KICKOFF RETURN AVG.

PLAYER	YEAR	NO	YDS	AVG	TD
1. Billy Lefear	1975	13	412	31.7	0
2. Joshua Cribbs	2007	59	1,809	30.7	2
3. Billy Reynolds	1954	14	413	29.5	0
4. Bo Scott	1969	25	722	28.9	0
5. Greg Pruitt	1973	16	453	28.3	0
6. Walter Roberts	1964	24	661	27.5	0
Greg Pruitt	1974	22	606	27.5	1
Joshua Cribbs	2009	56	1,542	27.5	3
9. Walter Roberts	1965	18	493	27.4	0
Joshua Cribbs	2012	43	1,178	27.4	0

COMBINED YARDS*

PLAYER	YEAR	ATT.	YARDS	AVG.
1. Joshua Cribbs	2009	169	2,510	14.9
2. Joshua Cribbs	2007	101	2,312	22.9
3. Jim Brown	1963	315	2,131	6.8
4. Leroy Kelly	1966	273	2,014	7.4
5. Eric Metcalf	1993	243	1,932	8.0
6. Jim Brown	1961	353	1,917	5.4
7. Joshua Cribbs	2011	121	1,905	15.7
8. Jim Brown	1965	323	1,872	5.8
9. Greg Pruitt	1975	288	1,798	6.2
10. Jim Brown	1964	316	1,786	5.7

*Includes rushing, receiving, punt returns and kickoff returns.

TOP 10 GAME PERFORMANCES

RUSHING YARDS

PLAYER	OPPONENT	DATE	YARDS
1. Jerome Harrison	at Kansas City	12/20/2009	286
2. Jim Brown	vs. L.A. Rams	11/24/1957	237
Jim Brown	vs. Philadelphia	11/19/1961	237
4. Bobby Mitchell	at Washington	11/15/1959	232
Jim Brown	at Dallas	9/22/1963	232
6. Jim Brown	at Philadelphia	11/3/1963	223
7. Jamal Lewis	vs. Cincinnati	9/16/2007	216
8. Greg Pruitt	vs. Kansas City	12/14/1975	214
9. Greg Pruitt	at Atlanta	10/17/1976	191
10. Marion Motley	vs. Pittsburgh	10/29/1950	188
Jim Brown	at Dallas	10/18/1964	188
Earnest Byner	at Houston Oilers	12/16/1984	188

PASSING YARDS

PLAYER	OPPONENT	DATE	YARDS	ATT	COMP
1. Josh McCown	at Baltimore	10/11/2015	457	51	36
2. Brian Sipe	vs. Baltimore	10/25/1981	444	41	30
3. Bernie Kosar	vs. Pittsburgh	11/23/1986	414	46	28
4. Kelly Holcomb	at Cincinnati	11/28/2004	413	39	30
5. Otto Graham	at Pittsburgh	10/4/1952	401	49	21
Bernie Kosar	vs. Miami	11/10/1986	401	50	32
7. Baker Mayfield	at Houston	12/2/2018	397	43	29
8. Kelly Holcomb	vs. Arizona	11/16/2003	392	35	29
9. Jason Campbell	at New England	12/8/2013	391	44	29
Brian Sipe	vs. Green Bay	10/19/1980	391	39	24

HIGHEST QUARTERBACK RATING (MINIMUM 15 ATTEMPTS)

PLAYER	OPPONENT	DATE	RTG
1. Otto Graham	vs. Chicago Cardinals	10/10/1954	158.33
Brian Sipe	vs. Buffalo	10/29/1978	158.33
3. Milt Plum	vs. St. Louis Cardinals	11/13/1960	154.86
4. Milt Plum	vs. Washington	10/25/1959	153.94
5. Baker Mayfield	at Atlanta	11/11/2018	151.25
6. Brian Sipe	at Baltimore	11/19/1978	150.57
7. Baker Mayfield	at Tennessee	12/6/2020	146.96
8. Frank Ryan	at New York Giants	10/24/1965	146.39
9. Bernie Kosar	vs. Dallas	12/4/1988	145.29
10. Milt Plum	vs. Philadelphia	10/23/1960	145.08

RECEIVING RECEPTIONS

PLAYER	OPPONENT	DATE	REC
1. Josh Gordon	vs. Pittsburgh	11/24/2013	14
Ozzie Newsome	vs. New York Jets	10/14/1984	14
3. Mac Speedie	vs. Chicago Cardinals	11/9/1952	11
Webster Slaughter	at Pittsburgh	12/22/1991	11
Kevin Johnson	at San Francisco	9/21/2003	11
Kellen Winslow	at San Diego	11/5/2006	11
Kellen Winslow	at Houston Texans	12/31/2006	11
Kellen Winslow	vs. Seattle	11/4/2007	11
Amari Cooper	at Houston Texans	12/24/2023	11
10. Dub Jones	at Washington	12/10/1950	10
Gern Nagler	at Pittsburgh	11/20/1960	10
Greg Pruitt	vs. New York Jets	12/7/1980	10
Ozzie Newsome	vs. San Diego	12/5/1982	10

Ozzie Newsome	at Cincinnati	12/12/1982	10
Ozzie Newsome	vs. Houston Oilers	11/25/1984	10
Earnest Byner	vs. Cincinnati	9/18/1986	10
Brian Brennan	at Cincinnati	10/18/1987	10
Leroy Hoard	at Houston Oilers	11/17/1991	10
Leroy Hoard	vs. Houston Oilers	12/15/1991	10
Darrin Chiaverini	vs. Jacksonville	12/19/1999	10
Jamel White	at Tampa Bay	10/13/2002	10
Kellen Winslow	vs. Houston Texans	11/25/2007	10
Kellen Winslow	vs. Denver	11/6/2008	10
Benjamin Watson	at Miami	12/5/2010	10
Josh Gordon	at Minnesota	9/22/2013	10
Jordan Cameron	vs. Cincinnati	9/29/2013	10
Josh Gordon	vs. Jacksonville	12/1/2013	10
Jarvis Landry	at Tampa Bay	10/21/2018	10
Jarvis Landry	vs. Miami	11/24/2019	10
David Njoku	vs. Chicago	12/17/2023	10

YARDS

PLAYER	OPPONENT	DATE	YARDS
1. Amari Cooper	at Houston Texans	12/24/2023	265
2. Josh Gordon	vs. Jacksonville	12/1/2013	261
3. Josh Gordon	vs. Pittsburgh	11/24/2013	237
4. Ozzie Newsome	vs. New York Jets	10/14/1984	191
5. Webster Slaughter	vs. Chicago	10/23/1989	186
6. Webster Slaughter	vs. Houston Oilers	10/29/1989	184
7. Darrel Brewster	vs. New York Giants	12/6/1953	182
8. Gern Nagler	at Pittsburgh	11/20/1960	177
Reggie Rucker	vs. Miami	11/18/1979	177
Eric Metcalf	at L.A. Raiders	9/20/1992	177

PUNT RETURN YARDS

PLAYER	OPPONENT	DATE	YARDS
1. Travis Benjamin	vs. Buffalo	10/3/2013	179
2. Eric Metcalf	vs. Pittsburgh	10/24/1993	166
3. Travis Benjamin	vs. Tennessee	9/20/2015	154
4. Joshua Cribbs	vs. San Francisco	12/30/2007	135
5. Joshua Cribbs	vs. Cincinnati	10/4/2009	120
6. Eric Metcalf	at Cincinnati	9/4/1994	115
7. Leroy Kelly	at Pittsburgh	11/28/1965	109
8. Gerald McNeil	vs. Detroit	9/28/1986	106
9. Dennis Northcutt	at Tennessee	9/22/2002	105
10. Dennis Northcutt	at San Diego	11/5/2006	104

KICKOFF RETURN YARDS

PLAYER	OPPONENT	DATE	YARDS
1. Joshua Cribbs	at Kansas City	12/20/2009	269
2. Joshua Cribbs	at Baltimore	11/18/2007	245
3. Joshua Cribbs	vs. Baltimore	11/2/2008	237
4. Joshua Cribbs	at New York Giants	10/7/2012	221
5. Richard Alston	at Cincinnati	11/28/2004	212
6. Joshua Cribbs	at Pittsburgh	11/11/2007	204
7. Richard Alston	at Baltimore	11/7/2004	197
8. Joshua Cribbs	vs. Washington	12/16/2012	191
9. Joshua Cribbs	vs. Cincinnati	9/16/2007	183
10. Joshua Cribbs	at Oakland	9/23/2007	174

COMMUNITY

STAFF

PLAYERS

2023 SEASON

HISTORY

RECORDS

GAME DAY

LONGEST RUSHING PLAYS

1. **92 — Nick Chubb vs. Atlanta Falcons, Nov. 11, 2018 (TD)**
2. 90 — Bobby Mitchell vs. Washington Redskins, Nov. 15, 1959 (TD)
3. **88 — Nick Chubb vs. Baltimore Ravens, Sept. 29, 2019 (TD)**
4. 85 — Isaiah Crowell vs. Baltimore Ravens, Sept. 18, 2016 (TD)
5. 80 — Jim Brown vs. Washington Redskins, Sept. 15, 1963 (TD)
6. 78 — Greg Pruitt vs. Kansas City Chiefs, Oct. 30, 1977 (TD)
- 78 — Lee Suggs at Cincinnati Bengals, Dec. 28, 2003 (TD)
8. 77 — Mike Pruitt vs. Oakland Raiders, Dec. 9, 1979 (TD)
9. 75 — Reuben Droughns vs. Miami Dolphins, Nov. 20, 2005 (TD)
10. 73 — Ernie Green vs. Detroit Lions, Dec. 8, 1963

LONGEST PASSING PLAYS

1. *99 — Jeff Garcia to Andre Davis vs. Cincinnati Bengals, Oct. 17, 2004 (TD)
2. 97 — Bernie Kosar to Webster Slaughter vs. Chicago Bears, Oct. 23, 1989 (TD)
3. 95 — Brandon Weeden to Josh Gordon vs. Jacksonville Jaguars, Dec. 1, 2013 (TD)
4. 89 — Baker Mayfield to Odell Beckham Jr. at New York Jets, Sept. 16, 2019 (TD)
5. 87 — Bill Nelsen to Milt Morin vs. Philadelphia Eagles, Nov. 24, 1968
6. 86 — Milt Plum to Leon Clarke vs. Philadelphia Eagles, Oct. 23, 1960 (TD)
7. 83 — Frank Ryan to Jim Brown vs. Washington Redskins, Sept. 15, 1963 (TD)
8. 82 — Bill Nelsen to Paul Warfield vs. St. Louis Cardinals, Dec. 14, 1969 (TD)
9. 81 — Otto Graham to Dub Jones vs. San Francisco 49ers, Sept. 30, 1951 (TD)
- 81 — Vinny Testaverde to Derrick Alexander vs. Arizona Cardinals, Sept. 18, 1994 (TD)
- 81 — Brian Hoyer to Jordan Cameron at Carolina Panthers, Dec. 21, 2014 (TD)

*tied an NFL record

LONGEST PUNTS

1. 80 — Horace Gillom vs. New York Giants, Nov. 28, 1954
2. 79 — Britton Colquitt at Tampa Bay Buccaneers, Oct. 21, 2018
3. **76 — Corey Bojorquez at Baltimore Ravens, Oct. 23, 2022**
4. 75 — Horace Gillom vs. Pittsburgh Steelers, Oct. 29, 1950
5. 73 — Horace Gillom vs. Washington Redskins, Oct. 26, 1952
- 73 — Gary Collins vs. Pittsburgh Steelers, Oct. 5, 1963
- 73 — Brian Hansen vs. Denver Broncos, Sept. 27, 1992
- 73 — **Corey Bojorquez vs. Arizona Cardinals, Nov. 5, 2023**
8. 72 — Brian Hansen at Cincinnati Bengals, Oct. 17, 1993
- 72 — **Corey Bojorquez at Denver Broncos, Nov. 26, 2023**
- 72 — **Corey Bojorquez vs. Jacksonville Jaguars, Dec. 10, 2023**

LONGEST PUNT RETURNS

1. 93 — Travis Benjamin vs. Kansas City Chiefs, Dec. 9, 2012 (TD)
2. 92 — Eric Metcalf at Cincinnati Bengals, Sept. 4, 1994 (TD)
3. 91 — Eric Metcalf vs. Pittsburgh Steelers, Oct. 24, 1993 (TD)
4. 87 — Dennis Northcutt vs. Pittsburgh Steelers, Nov. 3, 2002 (TD)
5. 84 — Gerald McNeil vs. Detroit Lions, Sept. 28, 1986 (TD)
- 84 — Joshua Cribbs at Baltimore Ravens, Dec. 24, 2011 (TD)
7. 81 — Dennis Northcutt at San Diego Chargers, Nov. 5, 2006
8. 79 — Travis Benjamin vs. Buffalo Bills, Oct. 3, 2013 (TD)
9. 78 — Travis Benjamin vs. Tennessee Titans, Sept. 20, 2015 (TD)
- 78 — Bobby Mitchell vs. New York Giants, Dec. 6, 1959 (TD)

LONGEST KICKOFF RETURNS

1. 104 — Carl Ward vs. Washington Redskins, Nov. 26, 1967 (TD)
2. 103 — Joshua Cribbs at Kansas City Chiefs, Dec. 20, 2009 (TD)
3. 102 — Leroy Bolden vs. Chicago Cardinals, Oct. 26, 1958 (TD)
4. 101 — Eric Metcalf at Houston Oilers, Dec. 9, 1990 (TD)
5. 100 — Gerald McNeil at Pittsburgh Steelers, Oct. 5, 1986 (TD)
- 100 — Joshua Cribbs at Pittsburgh Steelers, Nov. 11, 2007 (TD)
- 100 — Joshua Cribbs at Kansas City Chiefs, Dec. 20, 2009 (TD)
8. 99 — Joshua Cribbs at Oakland Raiders, Sept. 23, 2007 (TD)
9. 98 — Bobby Mitchell vs. Philadelphia Eagles, Nov. 23, 1958 (TD)
- 98 — Eric Metcalf at New York Jets, Sept. 16, 1990 (TD)
- 98 — Joshua Cribbs at Pittsburgh Steelers, Oct. 18, 2009 (TD)

LONGEST INTERCEPTION RETURNS

1. 100 — Brodney Pool at Baltimore Ravens, Nov. 18, 2007 (TD)
2. **99 — Denzel Ward at Cincinnati Bengals, Nov. 7, 2021 (TD)**
3. 98 — Brandon McDonald at Philadelphia Eagles, Dec. 15, 2008
4. 97 — Najee Mustafaa vs. Miami Dolphins, Oct. 10, 1993 (TD)
- 97 — Anthony Henry vs. Jacksonville Jaguars, Dec. 16, 2001 (TD)
6. 94 — Eric Wright vs. New York Giants, Oct. 13, 2008 (TD)
7. 93 — Eric Turner vs. Arizona Cardinals, Sept. 18, 1994 (TD)
8. 92 — Bernie Parrish vs. Chicago Bears, Dec. 11, 1960 (TD)
- 92 — David Brandon vs. Chicago Bears, Nov. 29, 1992 (TD)
10. 88 — Ross Fichtner (lateral from Erich Barnes) vs. New Orleans Saints, Oct. 1, 1967

LONGEST FUMBLE RETURNS

1. 89 — Don Paul vs. Pittsburgh Steelers, Nov. 10, 1957 (TD)
2. 73 — Stevon Moore at Houston Oilers, Nov. 8, 1992 (TD)
3. 55 — Earnest Byner vs. Buffalo Bills, Nov. 4, 1984 (TD)
4. 54 — Len Ford vs. Philadelphia Eagles, Nov. 13, 1955
5. 51 — T.J. Ward vs. Chicago Bears, Dec. 15, 2013
6. 47 — George Young vs. Washington Redskins, Oct. 14, 1951 (TD)
- 47 — Nick Roman vs. Denver Broncos, Oct. 27, 1974
8. 44 — Junior Wren vs. Chicago Cardinals, Oct. 4, 1959 (TD)
9. 42 — Jerry Helluin vs. Philadelphia Eagles, Oct. 10, 1953 (TD)
10. 40 — Daven Holly vs. Tampa Bay Buccaneers, Dec. 24, 2006 (TD)

LONGEST FIELD GOALS

1. 60 — Steve Cox at Cincinnati Bengals, Oct. 21, 1984
2. 58 — Steve Cox at Denver Broncos, Dec. 4, 1983
- 58 — **Cade York at Carolina Panthers, Sept. 11, 2022**
- 58 — **Dustin Hopkins at Indianapolis Colts, Oct. 22, 2023**
5. 57 — Don Cockroft at Denver Broncos, Oct. 29, 1972
- 57 — Chase McLaughlin vs. Chicago Bears, Sept. 26, 2021
7. 56 — Phil Dawson at Buffalo Bills, Nov. 17, 2008
8. 55 — Matt Stover at Houston Oilers, Nov. 17, 1991
- 55 — **Cade York vs. Cincinnati Bengals, Oct. 31, 2022**
- 55 — **Dustin Hopkins at Pittsburgh Steelers, Sept. 18, 2023**
- 55 — **Dustin Hopkins vs. Jacksonville Jaguars, Dec. 10, 2023**

SERVICE

Most Seasons

- 17 Lou Groza (1950-59, 1961-67)
- 16 Clay Matthews (1978-93)
- 15 Gene Hickerson (1958-60, 1962-73)

Most Consecutive Seasons

- 16 Clay Matthews (1978-93)
- 14 Doug Dieken (1971-84)
- 14 Phil Dawson (1999-2012)
- 13 Dick Schafrath (1959-71)
- 13 Jim Houston (1960-72)
- 13 Don Cockroft (1968-80)
- 13 Clarence Scott (1971-83)
- 13 Ozzie Newsome (1978-90)

Most Games

- 232 Clay Matthews (1978-93)
- 216 Lou Groza (1950-59, 1961-67)
- 215 Phil Dawson (1999-2012)
- 203 Doug Dieken (1971-84)
- 202 Gene Hickerson (1958-60, 1962-73)

Most Consecutive Games

- 203 Doug Dieken (1971-84)
- 188 Don Cockroft (1968-80)
- 178 Clarence Scott (1971-83)
- 168 Walter Johnson (1965-76)
- 167 Joe Thomas (2007-17)

Most Consecutive Starts

- 194 Doug Dieken (1971-84)
- 176 Joe Thomas (2007-17)

SCORING

Most Points – Career

- 1,349 Lou Groza (1950-59, 61-67); 234 FG, 641 PAT, 1 TD
- 1,271 Phil Dawson (1999-2012); 305 FG, 350 PAT, 1 TD
- 1,080 Don Cockroft (1968-80); 216 FG, 432 PAT
- 756 Jim Brown (1957-65); 126 TD
- 677 Matt Bahr (1981-89); 143 FG, 248 PAT

Most Points – Season

- 126 Jim Brown (1965); 21 TD
- 123 Dustin Hopkins (2023); 24 PAT, 33 FG**
- 120 Phil Dawson (2007); 42 PAT, 26 FG
- 120 Leroy Kelly (1968); 20 TD
- 116 Phil Dawson (2012); 29 PAT, 29 FG

Most Points – Game

- *36 Dub Jones (11/25/1951 vs. Chicago Bears); 6 TD
- 30 Jim Brown (11/1/1959 at Baltimore Colts); 5 TD
- 24 Jim Brown (11/24/1957 vs. Los Angeles Rams); 4 TD
- 24 Jim Brown (10/26/1958 at Chicago Cardinals); 4 TD
- 24 Jim Brown (11/19/1961 vs. Philadelphia Eagles); 4 TD
- 24 Jim Brown (11/18/1962 vs. St. Louis Cardinals); 4 TD
- 24 Jim Brown (11/28/1965 at Pittsburgh Steelers); 4 TD
- 24 Leroy Kelly (12/1/1968 vs. New York Giants); 4 TD
- 24 Eric Metcalf (9/20/1992 at Los Angeles Raiders); 4 TD
- 24 Jamal Lewis (11/7/2007 vs. Seattle Seahawks); 4 TD

*Tied for NFL Record

Most Consecutive Games Scoring

- 107 Lou Groza (1950)–9, (1959)–2

Most Seasons, 100 or More Points

- 6 Phil Dawson (2002, 2004-05, 2007-08, 2012)
- 3 Jim Brown (1958, 1962, 1965)

Most Total Touchdowns – Career

- 126 Jim Brown (1957-65); 106 Rush, 20 Rec

- 90 Leroy Kelly (1964-73); 74 Rush, 13 Rec, 3 Ret
- 70 Gary Collins (1962-71); 70 Rec
- 55 Ray Renfro (1952-63); 4 Rush, 50 Rec, 1 Ret
- 54 Kevin Mack (1985-93); 46 Rush, 8 Rec

Most Total Touchdowns – Season

- 21 Jim Brown (1965); 17 Rush, 4 Rec
- 20 Leroy Kelly (1968); 16 Rush, 4 Rec
- 18 Jim Brown (1958); 17 Rush, 1 Rec
- 18 Jim Brown (1962); 13 Rush, 5 Rec
- 16 Leroy Kelly (1966); 15 Rush, 1 Rec
- 16 Braylon Edwards (2007); 16 Rec

Most Total Touchdowns – Game

- 6 Dub Jones (11/25/1951 vs. Chicago Bears); 4 Rush, 2 Rec
- 5 Jim Brown (11/1/1959 at Baltimore Colts); 5 Rush
- 4 Jim Brown (11/24/1957 vs. Los Angeles Rams); 4 Rush
- 4 Jim Brown (10/26/1958 at Chicago Cardinals); 4 Rush
- 4 Jim Brown (11/19/1961 vs. Philadelphia Eagles); 4 Rush
- 4 Jim Brown (11/18/1962 vs. St. Louis Cardinals); 4 Rush
- 4 Jim Brown (11/28/1965 at Pittsburgh Steelers); 3 Rush, 1 Rec
- 4 Leroy Kelly (12/1/1968 vs. New York Giants); 4 Rush
- 4 Eric Metcalf (9/20/1992 at Los Angeles Raiders); 1 Rush, 3 Rec
- 4 Jamal Lewis (11/4/2007 vs. Seattle Seahawks); 4 Rush

Most Consecutive Games Scoring Touchdowns

- 10 Jim Brown (1965)
- 9 Leroy Kelly (1968)

Most Return Touchdowns – Career (Defense/Special Teams)

- 11 Joshua Cribbs (2005-12)
- 7 Eric Metcalf (1989-94)
- 6 Bobby Mitchell (1958-61)
- 5 Warren Lahr (1950-59)
- 5 Ken Konz (1953-59)

Most Return Touchdowns – Season (Defense/Special Teams)

- 4 Joshua Cribbs (2009)
- 3 Joshua Cribbs (2007)
- 2 Warren Lahr (1950, 1951)
- 2 Ken Konz (1954)
- 2 Bobby Mitchell (1958, 1961)
- 2 Bobby Franklin (1960)
- 2 Leroy Kelly (1965)
- 2 Jim Houston (1967)
- 2 Gerald McNeil (1986)
- 2 Thane Gash (1989)
- 2 David Grayson (1989)
- 2 Eric Metcalf (1990, 1993, 1994)
- 2 David Brandon (1992)
- 2 Dennis Northcutt (2002)
- 2 Daven Holly (2006)
- 2 David Bowens (2010)
- 2 T.J. Ward (2013)
- 2 Karlos Dansby (2015)
- 2 Denzel Ward (2022)**

Most Return Touchdowns – Game (Defense/Special Teams)

- 2 Bobby Mitchell (11/23/1958 vs. Philadelphia Eagles)
- 2 Bobby Franklin (12/11/1960 vs. Chicago Bears)
- 2 David Grayson (9/10/1989 at Pittsburgh Steelers)
- 2 Eric Metcalf (10/24/1993 vs. Pittsburgh Steelers)
- 2 Joshua Cribbs (12/20/2009 at Kansas City Chiefs)
- 2 David Bowens (10/24/2010 at New Orleans Saints)

Most Points After Touchdowns – Career

- 641 Lou Groza (1950-59, 1961-67)
- 432 Don Cockroft (1968-80)
- 350 Phil Dawson (1999-2012)
- 248 Matt Bahr (1981-89)
- 156 Matt Stover (1991-95)

Most Points After Touchdowns – Season

51	Lou Groza (1966)
49	Lou Groza (1964)
46	Don Cockroft (1968)
45	Lou Groza (1965)
45	Don Cockroft (1969)

Most Points After Touchdowns – Game

8	Lou Groza (12/6/1953 vs. New York Giants)
7	four times, most recently: Lou Groza (12/2/1951 vs. Chicago Cardinals)

Most Consecutive Points After Touchdowns Made

138	Lou Groza (1963-66)
-----	---------------------

Most Field Goals – Career

305	Phil Dawson (1999-2012)
234	Lou Groza (1950-59, 1961-67)
216	Don Cockroft (1968-80)
143	Matt Bahr (1981-89)
108	Matt Stover (1991-95)

Most Field Goals – Season

33	Dustin Hopkins (2023)
30	Phil Dawson (2008)
29	Matt Stover (1995)
29	Phil Dawson (2012)
28	Travis Coons (2015)

Most Field Goals – Game

6	Phil Dawson (11/5/2006 at San Diego Chargers)
5	Don Cockroft (10/19/1975 at Denver Broncos)
5	Matt Stover (10/29/1995 at Cincinnati Bengals)
5	Phil Dawson (1/2/2005 at Houston Texans)
5	Phil Dawson (11/17/2008 at Buffalo Bills)
5	Phil Dawson (11/4/2012 vs. Baltimore Ravens)

Most Consecutive Games with a Field Goal Made

23	Phil Dawson (2010) – 14, (2011) – 9
15	Phil Dawson (2007) – 1, (2008) – 14
14	Lou Groza (1950) – 10, (1951) – 4

Most Consecutive Field Goals Made

29	Phil Dawson (2011) – 6, (2012) – 23
27	Phil Dawson (2003) – 10, (2004) – 17
23	Matt Stover (1994) – 20, (1995) – 3
21	Phil Dawson (2001) – 15, (2002) – 6
20	Phil Dawson (2004) – 5 (2005) – 15

Highest Field Goal Percentage – Career (minimum 50 attempts)

84.00	Phil Dawson (1999-2012); 305-363
80.60	Matt Stover (1991-95); 108-134
74.09	Matt Bahr (1981-89); 143-193
65.85	Don Cockroft (1968-80); 216-328
58.10	Lou Groza (1950-59, 1961-67); 233-401

Highest Field Goal Percentage – Season (minimum 14 attempts)

93.50	Phil Dawson (2012); 29-31
93.10	Phil Dawson (2005); 27-29
92.86	Matt Stover (1994); 26-28
91.67	Dustin Hopkins (2023); 33-36
89.47	Phil Dawson (2009); 17-19

Most Safeties – Career

2	Walter Johnson (1965-76)
---	--------------------------

Most Safeties – Season

1	16 times; most recently: Sack in end zone by Olivier Vernon (vs/ Philadelphia Eagles, 11/22/2020)
---	---

RUSHING

Most Rushing Attempts – Career

2,359	Jim Brown (1957-65)
1,727	Leroy Kelly (1964-73)
1,593	Mike Pruitt (1976-84)
1,291	Kevin Mack (1985-93)
1,238	Nick Chubb (2018-23)

Most Rushing Attempts – Season

309	Reuben Droughns (2005)
305	Jim Brown (1961)
302	Nick Chubb (2022)
298	Jamal Lewis (2007)
298	Nick Chubb (2019)

Most Rushing Attempts – Game

39	Jerome Harrison (12/27/2009 vs. Oakland Raiders)
38	Lee Suggs (12/26/2004 at Miami Dolphins)
37	Jim Brown (10/4/1959 at Chicago Cardinals)
34	Jim Brown (10/12/1958 vs. Chicago Cardinals)
34	Jim Brown (11/19/1961 vs. Philadelphia Eagles)
34	Jerome Harrison (12/20/2009 at Kansas City Chiefs)

Most Rushing Yards – Career

12,312	Jim Brown (1957-65)
7,274	Leroy Kelly (1964-73)
6,540	Mike Pruitt (1976-84)
6,511	Nick Chubb (2018-23)
5,496	Greg Pruitt (1973-81)

Most Rushing Yards – Season

1,863	Jim Brown (1963)
1,544	Jim Brown (1965)
1,527	Jim Brown (1958)
1,525	Nick Chubb (2022)
1,494	Nick Chubb (2019)

Most Rushing Yards – Game

286	Jerome Harrison (12/20/2009 at Kansas City Chiefs)
237	Jim Brown (11/24/1957 vs. Los Angeles Rams)
237	Jim Brown (11/19/1961 vs. Philadelphia Eagles)
232	Bobby Mitchell (11/15/1959 at Washington Redskins)
232	Jim Brown (9/22/1963 at Dallas Cowboys)

Most Seasons 1,000 or More Yards Rushing

7	Jim Brown (1958-61, 1963-65)
4	Mike Pruitt (1979-81, 1983)
4	Nick Chubb (2019-22)
3	Leroy Kelly (1966-68)
3	Greg Pruitt (1975-77)

Most Games 100 or More Yards Rushing – Career

58	Jim Brown (1957-65)
30	Nick Chubb (2018-23)
27	Leroy Kelly (1964-73)
17	Greg Pruitt (1973-81)
16	Mike Pruitt (1976-84)

Most Games 100 or More Yards Rushing – Season

9	Jim Brown (1958, 1963)
8	Jim Brown (1959, 1965)
7	Jim Brown (1960)
7	Leroy Kelly (1968)
7	Nick Chubb (2019)
7	Nick Chubb (2022)

Most Consecutive 100-Yard Rushing Games

6	Jim Brown (1958)
5	Jim Brown (1961)
4	Jim Brown (1959, 1960)
4	Leroy Kelly (1968)

Most Rushing Touchdowns – Career

- 106 Jim Brown (1957-65)
- 74 Leroy Kelly (1964-73)
- 48 Nick Chubb (2018-23)**
- 47 Mike Pruitt (1976-84)
- 46 Kevin Mack (1985-93)

Most Rushing Touchdowns – Season

- 17 Jim Brown (1958, 1965)
- 16 Leroy Kelly (1968)
- 15 Leroy Kelly (1966)
- 14 Jim Brown (1959)

Most Rushing Touchdowns – Game

- 5 Jim Brown (11/1/1959 at Baltimore Colts)
- 4 Dub Jones (11/25/1951 vs. Chicago Bears)
- 4 Jim Brown (11/24/1957 vs. Los Angeles Rams)
- 4 Jim Brown (10/26/1958 at Chicago Cardinals)
- 4 Jim Brown (11/19/1961 vs. Philadelphia Eagles)
- 4 Jim Brown (11/18/1962 vs. St. Louis Cardinals)
- 4 Leroy Kelly (12/1/1968 vs. New York Giants)
- 4 Jamal Lewis (11/4/2007 vs. Seattle Seahawks)

Most Consecutive Games with Rushing Touchdowns

- 9 Leroy Kelly (1968)
- 7 Jim Brown (1957)–1, (1958)–6; (1962)–2, (1963)–5

Best Rushing Average – Career (minimum 500 attempts)

- 5.26 Nick Chubb (2018-23); 1,238-6,511**
- 5.22 Jim Brown (1957-65); 2,359-12,312
- 4.80 Ernie Green (1962-68); 668-3,204
- 4.75 Greg Pruitt (1973-81); 1,158-5,496
- 4.21 Leroy Kelly (1964-73); 1,727-7,274

Best Rushing Average – Season (minimum 150 attempts)

- 6.40 Jim Brown (1963); 291-1,863
- 5.94 Jim Brown (1958); 257-1,527
- 5.85 Jim Brown (1960); 215-1,257
- 5.62 Nick Chubb (2020); 190-1,067**
- 5.52 Nick Chubb (2021); 228-1,259**

Best Rushing Average – Game (minimum 11 attempts)

- 17.09 Marion Motley (10/29/1950 vs. Pittsburgh Steelers); 11-188
- 16.57 Bobby Mitchell (11/15/1959 at Washington Redskins); 14-232
- 13.36 Bobby Mitchell (10/12/1958 vs. Chicago Cardinals); 11-147
- 11.67 Bobby Mitchell (12/3/1961 at Dallas Cowboys); 12-140
- 11.60 Jim Brown (9/22/1963 at Dallas Cowboys); 20-232

PASSING

Most Pass Attempts – Career

- 3,439 Brian Sipe (1974-83)
- 3,150 Bernie Kosar (1985-93)
- 1,924 Baker Mayfield (2018-21)
- 1,755 Frank Ryan (1962-68)
- 1,714 Tim Couch (1999-03)

Most Pass Attempts – Season

- 567 Brian Sipe (1981)
- 554 Brian Sipe (1980)
- 535 Brian Sipe (1979)
- 534 Baker Mayfield (2019)
- 531 Bernie Kosar (1986)

Most Pass Attempts – Game

- 61 Colt McCoy (10/2/2011 vs. Tennessee Titans)
- 57 Brian Sipe (9/7/1981 vs. San Diego Chargers)
- 56 Jason Campbell (11/17/2013 at Cincinnati Bengals)
- 54 Eric Zeier (11/5/1995 vs. Houston Oilers)
- 54 Brian Hoyer (9/22/2013 at Minnesota Vikings)

Most Pass Completions – Career

- 1,944 Brian Sipe (1974-83)

- 1,853 Bernie Kosar (1985-93)
- 1,185 Baker Mayfield (2018-21)
- 1,025 Tim Couch (1999-03)
- 907 Frank Ryan (1962-68)

Most Pass Completions – Season

- 337 Brian Sipe (1980)
- 317 Baker Mayfield (2019)
- 313 Brian Sipe (1981)
- 310 Baker Mayfield (2018)
- 310 Bernie Kosar (1986)

Most Pass Completions – Game

- 40 Colt McCoy (10/2/2011 vs. Tennessee Titans)
- 36 Tim Couch (9/22/2002 at Tennessee Titans)
- 36 Josh McCown (10/11/2015 at Baltimore Ravens)
- 33 Brian Sipe (12/5/1982 vs. San Diego Chargers)
- 33 Johnny Manziel (11/15/2015 at Pittsburgh Steelers)

Highest Completion Percentage – Career (minimum 750 attempts)

- 61.60 Baker Mayfield (2018-21); 1,185-1,924
- 59.80 Tim Couch (1999-03); 1,025-1,714
- 58.83 Bernie Kosar (1985-93); 1,853-3,150
- 57.92 Vinny Testaverde (1993-95); 578-998
- 57.89 Milt Plum (1957-61); 627-1,083

Highest Completion Percentage – Season (minimum 200 attempts)

- 64.73 Otto Graham (1953); 167-258
- 64.12 Charlie Frye (2006); 252-393
- 63.96 Jacoby Brissett (2022); 236-369
- 63.91 Kelly Holcomb (2003); 193-302
- 63.79 Baker Mayfield (2018); 310-486

Highest Completion Percentage – Game (minimum 15 attempts)

- 91.30 Vinny Testaverde (12/26/1993 at Los Angeles Rams); 21-23
- 90.50 Baker Mayfield (9/19/2021 vs. Houston Texans); 19-21
- 85.00 Baker Mayfield (11/11/2018 vs. Atlanta Falcons); 17-20
- 84.44 Baker Mayfield (12/20/2020 at New York Giants); 27-32
- 82.86 Kelly Holcomb (11/16/2003 vs. Arizona Cardinals); 29-35

Most Consecutive Pass Completions

- 21 Baker Mayfield (10/25/2020 at Cincinnati Bengals)
- 16 Bernie Kosar (10/29/1989 vs. Houston Oilers through 11/5/1989 at Tampa Bay Buccaneers)
- 16 Kelly Holcomb (11/16/2003 vs. Arizona Cardinals through 11/23/2003 vs. Pittsburgh Steelers)
- 15 Baker Mayfield (12/23/2018 vs. Cincinnati Bengals)
- 15 Vinny Testaverde (12/26/1993 at Los Angeles Rams through 1/2/1994 at Pittsburgh Steelers)

Most Passing Yards – Career

- 23,713 Brian Sipe (1974-83)
- 21,904 Bernie Kosar (1985-93)
- 14,125 Baker Mayfield (2018-21)
- 13,499 Otto Graham (1950-55)
- 13,361 Frank Ryan (1962-68)

Most Passing Yards – Season

- 4,132 Brian Sipe (1980)
- 3,876 Brian Sipe (1981)
- 3,854 Bernie Kosar (1986)
- 3,827 Baker Mayfield (2019)
- 3,793 Brian Sipe (1979)

Most Passing Yards – Game

- 457 Josh McCown (10/11/2015 at Baltimore Ravens)
- 444 Brian Sipe (10/25/1981 vs. Baltimore Colts)
- 414 Bernie Kosar (11/23/1986 vs. Pittsburgh Steelers)
- 413 Kelly Holcomb (11/28/2004 at Cincinnati Bengals)
- 401 Otto Graham (10/4/1952 at Pittsburgh Steelers)
- 401 Bernie Kosar (11/10/1986 vs. Miami Dolphins)

Most 300-yard Passing Games – Career

18	Brian Sipe (1974-83)
10	Baker Mayfield (2018-21)
10	Bernie Kosar (1985-93)

Most Passing Touchdowns – Career

154	Brian Sipe (1974-83)
134	Frank Ryan (1962-68)
116	Bernie Kosar (1985-93)
92	Baker Mayfield (2018-21)
88	Otto Graham (1950-55)

Most Passing Touchdowns Combination QB to Receiver – Career

49	QB Frank Ryan – WR Gary Collins
29	QB Otto Graham – WR Dante Lavelli
29	QB Brian Sipe – TE Ozzie Newsome
26	QB Brian Sipe – WR Reggie Rucker
25	QB Frank Ryan – WR Paul Warfield

Most Passing Touchdowns – Season

30	Brian Sipe (1980)
29	Frank Ryan (1966)
29	Derek Anderson (2007)
28	Brian Sipe (1979, 1983)

Most Passing Touchdowns – Game

5	six times; most recently: Baker Mayfield (10/25/2020 at Cincinnati Bengals)
---	---

Most Consecutive Games with a Touchdown Pass

23	Frank Ryan (1965) 1, (1966) 14, (1967) 8
18	Milt Plum (1959) 1, (1960) 12, (1961) 5
17	Baker Mayfield (2018) 13, (2019) 4

Highest QB Rating – Career (minimum 750 attempts)

89.93	Milt Plum (1957-61)
87.81	Baker Mayfield (2018-21)
81.64	Bernie Kosar (1985-93)
81.43	Frank Ryan (1962-68)
80.89	Vinny Testaverde (1993-95)

Highest QB Rating – Season (minimum 200 attempts)

110.37	Milt Plum (1960)
99.66	Otto Graham (1953)
95.90	Baker Mayfield (2020)
95.41	Bernie Kosar (1987)
93.67	Baker Mayfield (2018)

Highest QB Rating – Game (minimum 15 attempts)

158.33	Otto Graham (10/10/1954 vs. Chicago Cardinals)
158.33	Brian Sipe (10/29/1978 vs. Buffalo Bills)
154.86	Milt Plum (11/13/1960 vs. St. Louis Cardinals)
153.94	Milt Plum (10/25/1959 vs. Washington Redskins)
151.25	Baker Mayfield (11/11/2018 vs. Atlanta Falcons)

Most Passes Had Intercepted – Career

149	Brian Sipe (1974-83)
94	Otto Graham (1950-55)
88	Frank Ryan (1962-68)
81	Mike Phipps (1970-76)
81	Bernie Kosar (1985-93)

Most Passes Had Intercepted – Season

26	Brian Sipe (1979)
25	Brian Sipe (1981)
24	Otto Graham (1952)
23	Bill Nelsen (1971)
23	Brian Sipe (1983)
23	Paul McDonald (1984)

Most Passes Had Intercepted – Game

6	Brian Sipe (11/22/1981 vs. Pittsburgh Steelers)
6	Brian Sipe (10/16/1983 at Pittsburgh Steelers)
5	Otto Graham (10/17/1954 at Pittsburgh Steelers)
5	Frank Ryan (11/6/1966 at Pittsburgh Steelers)

Most Consecutive Attempts without an Interception

308	Bernie Kosar (1990-91)
208	Milt Plum (1959-60)
189	Brian Hoyer (2013-14)
187	Baker Mayfield (2020)
176	Bernie Kosar (1995)

Lowest Interception Percentage – Career (minimum 750 attempts)

2.57	Bernie Kosar (1985-93); 1,853-3,150-81
2.91	Baker Mayfield (2018-21); 1,185-1,924-56
3.60	Milt Plum (1957-61); 627-1,083-39
3.72	Vinny Testaverde (1993-95); 558-969-37
3.91	Tim Couch (1999-03); 1,025-1,714-67

Lowest Interception Percentage – Season (minimum 200 attempts)

1.40	Josh McCown (2015); 186-292-4
1.63	Jaoby Brissett (2022); 236-369-6
1.65	Baker Mayfield (2020); 305-486-8
1.82	Bernie Kosar (1991); 307-494-9
1.88	Bernie Kosar (1986); 310-531-10

RECEIVING

Most Receptions – Career

662	Ozzie Newsome (1978-90)
331	Gary Collins (1962-71)
323	Greg Pruitt (1973-81)
315	Brian Brennan (1984-91)
315	Kevin Johnson (1999-03)

Most Receptions – Season

89	Ozzie Newsome (1983)
89	Ozzie Newsome (1984)
89	Kellen Winslow (2006)
87	Josh Gordon (2013)
84	Kevin Johnson (2001)

Most Receptions – Game

14	Ozzie Newsome (10/14/1984 vs. New York Jets)
14	Josh Gordon (11/24/2013 vs. Pittsburgh Steelers)
11	Mac Speedie (11/9/1952 vs. Chicago Cardinals)
11	Webster Slaughter (12/22/1991 at Pittsburgh Steelers)
11	Kevin Johnson (9/21/2003 at San Francisco 49ers)
11	Kellen Winslow (11/5/2006 at San Diego Chargers)
11	Kellen Winslow (12/31/2006 at Houston Texans)
11	Kellen Winslow (11/4/2007 vs. Seattle Seahawks)
11	Amari Cooper (12/24/2023 at Houston Texans)

Most Consecutive Games with Reception

150	Ozzie Newsome (1979-89)
73	Kevin Johnson (1999-03)
61	Braylon Edwards (2005-09)
53	Mike Pruitt (1979-83)

Most Receiving Yards – Career

7,980	Ozzie Newsome (1978-90)
5,508	Ray Renfro (1952-63)
5,299	Gary Collins (1962-71)
5,210	Paul Warfield (1964-69, 1976-77)
4,953	Reggie Rucker (1975-81)

Most Receiving Yards – Season

1,646	Josh Gordon (2013)
1,289	Braylon Edwards (2007)
1,250	Amari Cooper (2023)
1,236	Webster Slaughter (1989)
1,174	Jarvis Landry (2019)

Most Receiving Yards – Game

265	Amari Cooper (12/24/2023 at Houston Texans)
261	Josh Gordon (12/1/2013 vs. Jacksonville Jaguars)
237	Josh Gordon (11/24/2013 vs. Pittsburgh Steelers)
191	Ozzie Newsome (10/14/1984 vs. New York Jets)
186	Webster Slaughter (10/23/1989 vs. Chicago Bears)

Most 100-yard Receiving Games – Career

14	Ray Renfro (1952-63)
14	Webster Slaughter (1986-91)
12	Paul Warfield (1964-69, 1976-77)
11	Gary Collins (1962-71)
11	Braylon Edwards (2005-09)

Most Seasons 50 or More Receptions

6	Ozzie Newsome (1979-81, 1983-85)
4	Kevin Johnson (1999-2002)
4	Jarvis Landry (2018-21)

Highest Receiving Average – Career (minimum 100 receptions)

19.60	Ray Renfro (1952-63); 281-5,508
19.23	Paul Warfield (1964-69, 1976-77); 271-5,210
18.44	Ricky Feacher (1976-84); 113-2,084

Highest Receiving Average – Season (minimum 20 receptions)

28.05	Ray Renfro (1957); 21-589
23.88	Ray Renfro (1958); 24-573
22.55	Ricky Feacher (1981); 29-654

Highest Receiving Average – Game (minimum 3 receptions)

52.33	Rich Kreitling (10/2/1960 vs. Pittsburgh Steelers); 3-157
48.67	Clarence Weathers (10/13/1985 at Houston Oilers); 3-146
46.00	Webster Slaughter (10/29/1989 vs. Houston Oilers); 4-184

Most Receiving Touchdowns – Career

70	Gary Collins (1962-71)
52	Paul Warfield (1964-69, 1976-77)
50	Ray Renfro (1952-63)
47	Ozzie Newsome (1978-90)
33	Dante Lavelli (1950-56)

Most Receiving Touchdowns – Season

16	Braylon Edwards (2007)
13	Gary Collins (1963)
12	Gary Collins (1966)
12	Paul Warfield (1968)
11	Gary Collins (1969)

Most Receiving Touchdowns – Game

3	11 times, most recently: Jordan Cameron (9/22/2013 at Minnesota Vikings)
---	--

Most Consecutive Games with TD Reception

7	Gary Collins (1963) 2, (1964) 5
6	Paul Warfield (1968)

INTERCEPTIONS

Most Passes Intercepted – Career

45	Thom Darden (1972-74, 1976-81)
40	Warren Lahr (1950-59)
39	Clarence Scott (1971-83)
30	Ken Konz (1953-59)
29	Bernie Parrish (1959-66)

Most Passes Intercepted – Season

10	Thom Darden (1978)
10	Anthony Henry (2001)
9	Tommy James (1950)
9	Felix Wright (1989)
9	Eric Turner (1994)

Most Passes Intercepted – Game

3	11 times; most recently: Anthony Henry (11/18/2001 at Baltimore Ravens)
---	---

Most Interception Return Yards – Career

820	Thom Darden (1972-74, 1976-81)
581	Ross Fichtner (1960-67)
557	Bernie Parrish (1959-66)
530	Warren Lahr (1950-59)
469	Felix Wright (1985-90)

Most Interception Return Yards – Season

238	Bernie Parrish (1960)
200	Thom Darden (1978)
199	Eric Turner (1994)
190	Don Paul (1956)
177	Anthony Henry (2001)

Most Interception Return Yards – Game

122	Brandon McDonald (12/15/2008 at Philadelphia Eagles)
115	Bernie Parrish (12/11/1960 vs. Chicago Bears)
108	Felix Wright (10/26/1987 vs. Los Angeles Rams)
101	Eric Turner (9/18/1994 vs. Arizona Cardinals)
100	Brodney Pool (11/18/2007 at Baltimore Ravens)

Highest Average Gain on Interceptions – Career (minimum 10 interceptions)

23.14	Tashaun Gipson (2012-15); 14-324
23.00	Erich Barnes (1965-71); 18-414
21.73	Oliver Davis (1977-80); 11-239
21.52	Ross Fichtner (1960-67); 27-581

Highest Average Gain on Interceptions – Season (minimum 3 interceptions)

43.67	Eric Wright (2008); 3-131
39.67	Bernie Parrish (1960); 6-238
38.00	Felix Wright (1987); 4-152
34.67	Brian Washington (1988); 3-104

Highest Average Gain on Interceptions – Game (minimum 2 interceptions)

61.00	Brandon McDonald (12/15/2008 at Philadelphia Eagles); 2-122
57.50	Bernie Parrish (12/11/1960 vs. Chicago Bears); 2-115
54.00	Felix Wright (10/26/1987 vs. Los Angeles Rams); 2-108
50.50	Eric Turner (9/18/1994 vs. Arizona Cardinals); 2-101

Most Touchdowns on Interceptions – Career

5	Warren Lahr (1950-59)
4	Ken Konz (1953-59)
3	Bernie Parrish (1959-66)
3	Ross Fichtner (1960-67)
3	Jim Houston (1960-72)
3	Erich Barnes (1965-71)

Most Touchdowns on Interceptions – Season

2	eight times, most recently: Karlos Dansby (2015)
---	--

Most Touchdowns on Interceptions – Game

2	Bobby Franklin (12/11/1960 vs. Chicago Bears)
2	David Bowens (10/24/2010 at New Orleans Saints)

PUNTING

Most Punts – Career

651	Don Cockroft (1968-80)
466	Chris Gardocki (1999-03)
385	Horace Gillom (1950-56)
336	Gary Collins (1962-71)
254	Dave Zastudil (2006-10)

Most Punts – Season

108	Chris Gardocki (2000)
106	Chris Gardocki (1999)
99	Chris Gardocki (2001)
97	Bryan Wagner (1989)
93	Spencer Lanning (2014)

Most Punts – Game

12	Horace Gillom (12/3/1950 vs. Philadelphia Eagles)
12	Bryan Wagner (11/19/1989 vs. Kansas City Chiefs)

12	Chris Gardocki (12/3/2000 at Jacksonville Jaguars)
12	Britton Colquitt (9/9/2018 vs. Pittsburgh Steelers)
12	Britton Colquitt (9/9/2018 vs. Pittsburgh Steelers)
11	Horace Gillom (10/4/1953 at Chicago Cardinals)
11	Gary Collins (12/12/1965 at Los Angeles Rams)
11	Don Cockroft (10/15/1972 vs. Chicago Bears)

Most Punt Yards – Career

26,262	Don Cockroft (1968-80)
20,220	Chris Gardocki (1999-03)
16,872	Horace Gillom (1950-56)
13,764	Gary Collins (1962-71)
11,339	Britton Colquitt (2016-18)

Most Punt Yards – Season

4,919	Chris Gardocki (2000)
4,645	Chris Gardocki (1999)
4,294	Corey Bojorquez (2023)
4,249	Chris Gardocki (2001)
4,119	Spencer Lanning (2014)

Most Punt Yards – Game

522	Britton Colquitt (9/9/2018 vs. Pittsburgh Steelers)
517	Chris Gardocki (12/3/2000 at Jacksonville Jaguars)
510	Horace Gillom (12/3/1950 vs. Philadelphia Eagles)
497	Gary Collins (12/12/1965 at Los Angeles Rams)
491	Chris Gardocki (11/26/2000 at Baltimore Ravens)

Best Gross Punting Average – Career (minimum 150 attempts)

46.09	Britton Colquitt (2016-18); 246-11,339
44.87	Jamie Gillan (2019-21); 156-6,999
44.12	Dave Zastudil (2006-10); 254-11,207
44.06	Spencer Lanning (2013-14); 177-7,798
43.82	Horace Gillom (1950-56); 385-16,872

Best Gross Punting Average – Season (minimum 35 attempts)

49.36	Corey Bojorquez (2023); 87-4,294
48.51	Corey Bojorquez (2022); 61-2,959
47.64	Britton Colquitt (2017); 80-3,811
46.74	Andy Lee (2015); 70-3,270
46.69	Gary Collins (1965); 65-3,035

Best Gross Punting Average – Game (minimum 2 attempts)

60.50	Andy Lee (9/13/2015 at New York Jets); 2-121
60.33	Corey Bojorquez (11/26/2023 at Denver Broncos); 3-181
59.50	Corey Bojorquez (10/9/2022 vs. Los Angeles Chargers); 2-119
58.57	Corey Bojorquez (11/5/2023 vs. Arizona Cardinals); 7-410
57.70	Corey Bojorquez (10/23/2022 at Baltimore Ravens); 3-173

Most Punts Inside 20 Yard Line – Career

115	Chris Gardocki (1999-03)
90	Dave Zastudil (2006-10)
78	Britton Colquitt (2016-18)
73	Reggie Hodges (2009-12)
63	Brian Hansen (1991-93)

Most Punts Inside 20 Yard Line – Season

32	Bryan Wagner (1989)
32	Brad Maynard (2011)
32	Britton Colquitt (2018)
31	Corey Bojorquez (2023)
29	Reggie Hodges (2010, 2012)

Most Punts Inside 20 Yard Line – Game

29	Reggie Hodges (2010, 2012)
7	Dave Zastudil (10/11/2009 at Buffalo Bills)
6	Britton Colquitt (9/9/2018 vs. Pittsburgh Steelers)

PUNT RETURNS

Most Punt Returns – Career

202	Dennis Northcutt (2000-06)
195	Joshua Cribbs (2005-12)
161	Gerald McNeil (1986-89)
127	Eric Metcalf (1989-94)
111	Dino Hall (1979-83)

Most Punt Returns – Season

49	Gerald McNeil (1989)
44	Eric Metcalf (1992)
40	Gerald McNeil (1986)
39	Dino Hall (1983)
38	Gerald McNeil (1988)
38	Joshua Cribbs (2009, 2012)

Most Punt Returns – Game

7	eight times, most recently: Demetric Felton (9/26/2021 vs. Chicago Bears)
---	---

Most Punt Return Yards – Career

2,154	Joshua Cribbs (2005-12)
2,149	Dennis Northcutt (2000-06)
1,545	Gerald McNeil (1986-89)
1,341	Eric Metcalf (1989-94)
990	Leroy Kelly (1964-73)

Most Punt Return Yards – Season

496	Gerald McNeil (1989)
464	Eric Metcalf (1993)
457	Joshua Cribbs (2012)
452	Joshua Cribbs (2009)
432	Dennis Northcutt (2004)

Most Punt Return Yards – Game

179	Travis Benjamin (10/3/2013 vs. Buffalo Bills)
166	Eric Metcalf (10/24/1993 vs. Pittsburgh Steelers)
154	Travis Benjamin (9/20/2015 vs. Tennessee Titans)
135	Joshua Cribbs (12/30/2007 vs. San Francisco 49ers)
120	Joshua Cribbs (10/4/2009 vs. Cincinnati Bengals)

Most Punt Return Touchdowns – Career

5	Eric Metcalf (1989-94)
3	Bobby Mitchell (1958-61)
3	Leroy Kelly (1964-73)
3	Dennis Northcutt (2000-06)
3	Joshua Cribbs (2005-12)
3	Travis Benjamin (2012-15)

Most Punt Return Touchdowns – Season

2	Leroy Kelly (1965)
2	Eric Metcalf (1993, 1994)
2	Dennis Northcutt (2002)

Most Punt Return Touchdowns – Game

2	Eric Metcalf (10/24/1993 vs. Pittsburgh Steelers)
---	---

Highest Punt Return Average – Career (minimum 50 returns)

12.60	Travis Benjamin (2012-15); 68-867
11.77	Greg Pruitt (1973-81); 56-659
11.24	Bobby Mitchell (1958-61); 54-607
11.00	Joshua Cribbs (2005-12); 195-2,154
10.64	Dennis Northcutt (2000-06); 202-2,149

Highest Punt Return Average – Season (minimum 15 returns)

15.59	Leroy Kelly (1965); 17-265
14.68	Dennis Northcutt (2002); 25-367
13.50	Joshua Cribbs (2007); 30-405
12.93	Greg Pruitt (1974); 27-349
12.89	Eric Metcalf (1993); 36-464

Highest Punt Return Average – Game (minimum 3 returns)
 34.67 Dennis Northcutt (11/5/2006 at San Diego Chargers); 3-104
 33.75 Joshua Cribbs (12/30/2007 vs. San Francisco 49ers); 4-135
 28.75 Eric Metcalf (9/4/1994 at Cincinnati Bengals); 4-115
 28.67 Donovan Peoples-Jones (12/4/2022 at Houston Texans); 3-86

KICKOFF RETURNS

Most Kickoff Returns – Career
 387 Joshua Cribbs (2005-12)
 151 Dino Hall (1979-83)
 139 Eric Metcalf (1989-94)
 88 Andre' Davis (2002-04)
 87 Glen Young (1984-85, 1987-88)

Most Kickoff Returns – Season
 61 Joshua Cribbs (2006)
 59 Joshua Cribbs (2007)
 56 Joshua Cribbs (2009)
 52 Eric Metcalf (1990)
 50 Dino Hall (1979)
 50 Andre' Davis (2002)

Most Kickoff Returns – Game
 10 Richard Alston (11/28/2004 at Cincinnati Bengals)
 9 Dino Hall (10/7/1979 vs. Pittsburgh Steelers)
 8 Dino Hall (11/25/1979 at Pittsburgh Steelers)
 7 Dino Hall (11/29/1981 vs. Cincinnati Bengals)
 7 Joshua Cribbs (11/18/2007 at Baltimore Ravens)
 7 Joshua Cribbs (11/2/2008 vs. Baltimore Ravens)
 7 Joshua Cribbs (12/16/2012 vs. Washington Redskins)

Most Kickoff Return Yards – Career
 10,015 Joshua Cribbs (2005-12)
 3,185 Dino Hall (1979-83)
 2,806 Eric Metcalf (1989-94)
 2,079 Glen Young (1984-85, 1987-88)
 1,872 Randy Baldwin (1991-94)

Most Kickoff Return Yards – Season
 1,809 Joshua Cribbs (2007)
 1,542 Joshua Cribbs (2009)
 1,494 Joshua Cribbs (2006)
 1,178 Joshua Cribbs (2012)
 1,110 Joshua Cribbs (2008)

Most Kickoff Return Yards – Game
 269 Joshua Cribbs (12/20/2009 at Kansas City Chiefs)
 245 Joshua Cribbs (11/18/2007 at Baltimore Ravens)
 237 Joshua Cribbs (11/2/2008 vs. Baltimore Ravens)
 221 Joshua Cribbs (10/7/2012 at New York Giants)
 212 Richard Alston (11/28/2004 at Cincinnati Bengals)

Most Kickoff Return Touchdowns – Career
 *8 Joshua Cribbs (2005-12)
 3 Bobby Mitchell (1958-61)
 2 Eric Metcalf (1989-94)
 * Tied for NFL Record

Most Kickoff Return Touchdowns – Season
 3 Joshua Cribbs (2009)
 2 Eric Metcalf (1990)
 2 Joshua Cribbs (2007)

Most Kickoff Return Touchdowns – Game
 2 Joshua Cribbs (12/20/2009 at Kansas City Chiefs)

Highest Kickoff Return Average – Career (minimum 50 returns)
 26.26 Greg Pruitt (1973-81); 58-1,523
 25.94 Walter Roberts (1964-66); 62-1,608
 25.88 Joshua Cribbs (2005-12); 387-10,015
 25.24 Keith Wright (1978-80); 70-1,767
 25.00 Bobby Mitchell (1958-61); 62-1,550

Highest Kickoff Return Average – Season (minimum 12 returns)
 31.69 Billy Lefear (1975); 13-412
 30.66 Joshua Cribbs (2007); 59-1,809
 29.50 Billy Reynolds (1954); 14-413
 28.88 Bo Scott (1969); 25-722
 28.31 Greg Pruitt (1973); 16-453

Highest Kickoff Return Average – Game (minimum 3 returns)
 51.00 Joshua Cribbs (11/11/2007 at Pittsburgh Steelers); 4-204
 48.33 Gerald McNeil (10/5/1986 at Pittsburgh Steelers); 3-145
 45.67 Herman Fontenot (10/30/1988 vs. Cincinnati Bengals); 3-137
 44.83 Joshua Cribbs (12/20/2009 at Kansas City Chiefs); 6-269
 44.00 Joshua Cribbs (10/18/2009 at Pittsburgh Steelers); 3-132

COMBINED NET YARDS

*Includes rushing, receiving, punt returns and kickoff returns.

Most Attempts – Career
 2,650 Jim Brown (1957-65); 2,359 R, 262 P, 29 PR
 2,087 Leroy Kelly (1964-73); 1,727 R, 190 P, 94 KR, 76 PR
 1,860 Mike Pruitt (1976-84); 1,593 R, 255 P, 12 PR

Most Attempts – Season
 353 Jim Brown (1961); 305 R, 46 P, 2 PR
 353 Reuben Droughns (2005); 309 R, 39 P, 5 KR
334 Nick Chubb (2019); 298 R, 36 P
 331 Peyton Hillis (2010); 270 R, 61 P
 329 Nick Chubb (2022); 302 R, 27 P
 328 Jamal Lewis (2007); 298 R, 30 P

Most Attempts – Game
 39 Jim Brown (10/4/1959 at Chicago Cardinals); 37 R, 2 P
 39 Mike Pruitt (12/3/1981 at Houston Oilers); 32 R, 7 P
 39 Lee Suggs (12/26/2004 at Miami Dolphins); 38 R, 1 P
 39 Jerome Harrison (12/27/2009 vs. Oakland Raiders); 39 R
 38 Jim Brown (11/19/1961 vs. Philadelphia Eagles); 34 R, 3 P, 1 PR
 38 Earnest Byner (12/17/1995 vs. Cincinnati Bengals); 31 R, 7 P

Most Yards – Career
 15,459 Jim Brown (1957-65); 12,312 R, 2,499 P, 648 KR
 14,083 Joshua Cribbs (2005-12); 10,015 KR, 2,154 PR; 753 R, 1,161 P
 12,329 Leroy Kelly (1964-73); 7,274 R, 2,281 P, 1,784 KR, 990 PR
 10,700 Greg Pruitt (1973-81); 5,496 R, 3,022 P, 1,523 KR, 659 PR

Most Yards – Season
 2,510 Joshua Cribbs (2009); 1,542 KR, 452 PR, 381 R, 135 P
 2,312 Joshua Cribbs (2007); 1,809 KR, 405 PR, 37 P, 61 R
 2,131 Jim Brown (1963); 1,863 R, 268 P
 2,014 Leroy Kelly (1966); 1,141 R, 366 P, 403 KR, 104 PR
 1,932 Eric Metcalf (1993); 611 R, 539 P, 318 KR, 464 PR

Most Yards – Game
 316 Joshua Cribbs (12/27/2009 at Kansas City Chiefs); 269 KR, 36 PR, 8 R, 3 P
 313 Jim Brown (11/19/1961 vs. Philadelphia Eagles); 237 R, 52 P, 24 KR
 309 Joshua Cribbs (11/18/2007 at Baltimore Ravens); 245 KR, 61 PR, 3R
 304 Greg Pruitt (11/23/1975 vs. Cincinnati Bengals); 121 R, 106 P, 36 KR, 41 PR
 299 Leroy Kelly (12/4/1966 vs. New York Giants); 126 R, 71 P, 102 KR

High Average – Career (minimum 500 attempts)
 17.23 Joshua Cribbs (2005-12); 817-14,083
 11.94 Ozzie Newsome (1978-90); 682-8,144
 8.87 Bobby Mitchell (1958-61); 667-5,916
 7.89 Eric Metcalf (1989-94); 1,155-9,108

High Average – Season (minimum 100 attempts)
 22.89 Joshua Cribbs (2007); 101-2,312
 17.75 Joshua Cribbs (2008); 103-1,519
 14.85 Joshua Cribbs (2009); 169-2,510
 14.32 Dino Hall (1979); 103-1,475
 13.01 Joshua Cribbs (2010); 103-1,340

High Average – Game (minimum 10 attempts)
 27.80 Joshua Cribbs (11/2/2008 vs. Baltimore Ravens); 10-278
 26.10 Josh Gordon (12/1/2013 vs. Jacksonville Jaguars) 10-261
 25.75 Joshua Cribbs (11/18/2007 at Baltimore Ravens); 12-309
 22.57 Joshua Cribbs (12/20/2009 at Kansas City Chiefs); 14-316
 22.09 Joshua Cribbs (10/4/2009 vs. Cincinnati Bengals); 11-243

SCRIMMAGE YARDS

Most Attempts – Career

2,621 Jim Brown (1957-65); 2,359 R, 262 P
 1,917 Leroy Kelly (1964-73); 1,727 R, 190 P
 1,848 Mike Pruitt (1976-84); 1,593 R, 255 P

Most Attempts – Season

351 Jim Brown (1961); 305 R, 46 P
 348 Reuben Droughns (2005); 309 R; 39 P
 334 Nick Chubb (2019); 298 R, 36 P
 329 Nick Chubb (2022); 302 R, 27 P
 331 Peyton Hillis (2010); 270 R, 61 P

Most Attempts – Game

39 Jim Brown (10/4/1959 at Chicago Cardinals); 37R, 2P
 39 Mike Pruitt (12/3/1981 at Houston Oilers); 32 R, 7 P
 39 Lee Suggs (12/26/2004 at Miami Dolphins); 38 R, 1 P
 39 Jerome Harrison (12/27/2009 vs. Oakland Raiders); 39 R
 38 Earnest Byner (12/17/1995 vs. Cincinnati Bengals); 31R, 7P

Most Yards – Career

14,811 Jim Brown (1957-65); 12,312 R, 2,499 P
 9,555 Leroy Kelly (1964-73); 7,274 R, 2,281 P
 8,518 Greg Pruitt (1973-81); 5,496 R, 3,022 P
 8,301 Mike Pruitt (1976-84); 6,540 R, 1,761 P
 8,115 Ozzie Newsome (1978-90); 135 R, 7,980 P

Most Yards – Season

2,131 Jim Brown (1963); 1,863 R, 268 P
 1,872 Jim Brown (1965); 1,544 R, 328 P
 1,867 Jim Brown (1961); 1,408 R, 459 P

Most Yards – Game

298 Jerome Harrison (12/20/2009 at Kansas City Chiefs); 286 R, 12 P
 289 Jim Brown (11/19/1961 vs. Philadelphia Eagles); 237 R, 52 P
 262 Jim Brown (9/15/1963 vs. Washington Redskins); 162 R, 100 P
 261 Josh Gordon (12/1/2013 vs. Jacksonville Jaguars) 261 P
 258 Jim Brown (11/24/1957 vs. Los Angeles Rams) 237 R, 21 P

High Average – Career (minimum 400 attempts)

14.81 Ray Renfro (1952-63); 418-6,190
 11.93 Ozzie Newsome (1978-90); 680-8,115

8.09 Dub Jones (1950-55); 481-3,893

High Average – Season (minimum 100 attempts)

8.53 Dub Jones (1952); 108-921
 7.93 Dub Jones (1951); 134-1,062
 7.64 Dub Jones (1950); 101-772

High Average – Game (minimum 10 attempts)

26.10 Josh Gordon (12/1/2013 vs. Jacksonville Jaguars) 10-261
 18.42 Marion Motley (10/29/1950 vs. Pittsburgh Steelers); 12-221
 17.70 Gern Nagler (11/20/1960 at Pittsburgh Steelers); 10-177

QUARTERBACK SACKS

*Sacks became an official stat in 1982, any figure prior is unofficial.

Most Sacks – Career

88.5 Myles Garrett (2017-22)
 76.5 Clay Matthews (1978-93)*
 69 Jerry Sherk (1970-81)*
 58 Walter Johnson (1965-76)*
 51.5 Michael Dean Perry (1988-94)

Most Sacks – Season

16 Myles Garrett (2021)
 16 Myles Garrett (2022)
 14.5 Bill Glass (1965)*
 14 Jack Gregory (1970)*
 14 Reggie Camp (1984)
 14 Myles Garrett (2023)

Most Sacks – Game

4.5 Myles Garrett (9/26/2021 vs. Chicago Bears)
 4 Jerry Sherk (11/14/1976 vs. Philadelphia Eagles)*
 4 Mack Mitchell (11/20/1977 vs. New York Giants)*
 4 Andra Davis (11/9/2003 at Kansas City Chiefs)

Most Consecutive Games At Least One Sack

7 Bill Glass (1966)*

Most Sack Yards – Career

570 Myles Garrett (2017-23)
 568 Clay Matthews (1978-92)*

Most Sack Yards – Season

125.5 Reggie Camp (1984)

Most Sack Yards – Game

39 Reggie Camp (11/25/1984 vs. Houston Oilers)

TEAM RECORDS

GAMES WON

Most Games Won, One Season (Including Postseason)

13 (1986)

Most Games Won – Regular Season

12 (1986)

Most Games Won – Home (Season)

8 (2023)

Most Games Won – Road (Season)

6 (2002, 1986, 1972, 1965)

Most Consecutive Games Won, Start of Season

11 (1953)

Most Consecutive Games Won (During Season)

11 (1951, 1953)

Most Consecutive Games Won (Regular Season)

13 (1951-52)

Most Consecutive Home Games Won (Regular Season)

12 (1950-52)

Most Consecutive Road Games Won (Regular Season)

7 (1951-52; 1954-55; 1971-72)

GAMES LOST

Most Games Lost, One Season

16 (2017)

Most Consecutive Games Lost

17 (2015-16); (2016-17)

Most Consecutive Games Lost, Start of Season

16 (2017)

Most Consecutive Games Lost, End of Season

16 (2017)

Most Consecutive Home Games Lost

10 (2008-09)

Most Consecutive Road Games Lost
25 (2015-18)

SCORING

Most Points – Season

415 (1964); 22 FG, 49 PAT, 50 TD
408 (2020); 19 FG, 43 PAT, 50 TD, 2 2PT, 2 SAFETY
403 (1966); 9 FG, 52 PAT, 54 TD
402 (2007); 26 FG, 42 PAT, 46 TD, 2 2PAT, 1 SAFETY
396 (2023); 34 FG, 30 PAT, 42 TD, 2 2PAT

Most Points – Game

62 (12/6/1953 vs. New York Giants); 2 FG, 8 PAT, 8 TD
62 (11/7/1954 vs. Washington Redskins); 2 FG, 8 PAT, 8 TD
52 (12/12/1964 at New York Giants); 1 FG, 7 PAT, 7 TD
51 (9/10/1989 at Pittsburgh Steelers); 3 FG, 6 PAT, 6 TD
51 (9/16/2007 vs. Cincinnati Bengals); 3 FG, 6 PAT, 6 TD

Fewest Points – Season

140 (1982); 7 FG, 17 PAT, 17 TD
161 (2000); 14 FG, 17 PAT, 17 TD
167 (1956); 11 FG, 18 PAT, 19 TD, 1 SAFETY
217 (1999); 8 FG, 23 PAT, 28 TD
218 (1975); 17 FG, 21 PAT, 24 TD
218 (2011); 24 FG, 20 PAT, 21 TD

Most Points Against – Season

462 (1990); 16 FG, 56 PAT, 59 TD
452 (2016); 19 FG, 49 PAT, 56 TD, 2 SAFETY
437 (1999); 33 FG, 40 PAT, 49 TD
432 (2015); 30 FG, 44 PAT, 49 TD
419 (2000); 31 FG, 44 PAT, 46 TD
419 (2020); 23 FG, 38 PAT, 50 TD, 5 2PT

Most Points Against – Game

58 (12/9/1990 at Houston Oilers); 1 FG, 7 PAT, 8 TD
58 (11/28/2004 at Cincinnati Bengals); 3 FG, 7 PAT, 7 TD
55 (10/17/1954 at Pittsburgh Steelers); 7 PAT, 8 TD
55 (11/12/1967 at Green Bay Packers); 2 FG, 7 PAT, 7 TD
51 (11/9/1969 at Minnesota Vikings); 3 FG, 6 PAT, 6 TD
51 (10/7/1979 vs. Pittsburgh Steelers); 1 FG, 6 PAT, 7 TD

Fewest Points Against – Season

144 (1950); 4 FG, 18 PAT, 19 TD
152 (1951); 4 FG, 18 PAT, 20 TD
162 (1953); 2 FG, 20 PAT, 22 TD
162 (1954); 3 FG, 21 PAT, 22 TD
172 (1957); 7 FG, 19 PAT, 22 TD

Most Points, Both Teams – Game

106 (11/28/2004 at Cincinnati Bengals); 5 FG, 13 PAT, 13 TD (L, 48-58)
96 (9/16/2007 vs. Cincinnati Bengals); 12 PAT, 12 TD, 4 FG (W, 51-45)
89 (12/4/1966 vs. New York Giants); 4 FG, 11 PAT, 11 TD (W, 49-40)
89 (12/14/2020 vs. Baltimore Ravens); 1 FG, 8 PAT, 2 2PT, 12 TD (L, 42-47)
89 (10/3/2021 at Los Angeles Chargers); 2 FG, 7 PAT, 2 2PT, 12 TD (L, 45-42 OT)

Fewest Points, Both Teams – Game

6 (10/1/1950 vs. New York Giants); 1 TD (L, 0-6)
6 (11/21/1954 vs. Philadelphia Eagles); 2 FG (W, 6-0)
7 (10/25/1953 at New York Giants); 1 PAT, 1 TD (W, 7-0)
7 (12/1/1974 vs. San Francisco 49ers); 1 PAT, 1 TD (W, 7-0)
8 (12/12/1970 vs. Dallas Cowboys); 2 FG, 1 SAFETY (L, 2-6)
8 (12/16/2007 vs. Buffalo Bills); 2 FG, 1 SAFETY (W, 8-0)

Most Touchdowns – Season

54 (1966); 18 Rush, 33 Rec, 3 Ret
50 (1964); 14 Rush, 28 Rec, 8 Ret
50 (2020); 21 Rush, 27 Rec, 2 Def

Most Touchdowns – Game

8 (12/6/1953 vs. New York Giants); 2 Rush, 5 Rec, 1 Ret
8 (11/7/1954 vs. Washington Redskins); 3 Rush, 4 Rec, 1 Ret

Most Touchdowns Against – Season

59 (1990); 21 Rush, 32 Rec, 6 Def
56 (2016); 18 Rush, 36 Rec, 2 Def
50 (2020); 16 Rush, 31 Rec, 2 Def, 1 Return

Most Touchdowns Against – Game

8 (10/17/1954 at Pittsburgh Steelers); 2 Rush, 4 Rec, 2 Ret
8 (12/9/1990 at Houston Oilers); 4 Rush, 3 Rec, 1 Def

Fewest Touchdowns – Season

17 (1982); 7 Rush, 9 Rec, 1 Ret
17 (2000); 7 Rush, 9 Rec, 1 Ret
19 (1956); 8 Rush, 8 Rec, 3 Ret
20 (2008); 6 Rush, 11 Rec, 1 Ret, 2 Def
21 (2011); 4 Rush, 16 Rec, 1 Ret

Fewest Touchdowns Against – Season

19 (1950); 10 Rush, 8 Rec, 1 Ret
20 (1951); 8 Rush, 10 Rec, 2 Ret
21 (1956); 13 Rush, 7 Rec, 1 Ret

Most Touchdowns Rushing – Season

24 (1958)
23 (1954)

Most Touchdowns Rushing – Game

6 (11/24/1957 vs. Los Angeles Rams)
5 four times, most recently: (11/1/1959 at Baltimore Colts)

Most Touchdowns Rushing Against – Season

29 (1999)
26 (2000)
25 (1979)
22 (2004, 2022)
21 (1975, 1990)

Most Touchdowns Rushing Against – Game

6 (10/15/1961 vs. Green Bay Packers)
5 (10/13/1991 at Washington Redskins)
5 (12/3/2000 at Jacksonville Jaguars)
5 (12/14/2020 vs. Baltimore Ravens)

Fewest Touchdowns Rushing – Season

4 (2005, 2011, 2013)
5 (1995, 2015)
6 (1956, 2004, 2008)

Fewest Touchdowns Rushing Against – Season

4 (1954)
5 (1992)

Most Touchdowns Rushing, Both Teams – Game

9 (12/14/2020 vs. Baltimore Ravens)

Most Touchdowns Passing – Season

34 (2015)
33 (1966)
30 (1980)
29 (2007), (2018)

Most Touchdowns Passing – Game

6 two times, most recently: (10/30/1966 at Atlanta Falcons)

Fewest Touchdowns Passing – Season

7 (1975)
8 (1956)
9 (1982, 2000)

Most Touchdowns Passing Against – Season

36 (2016)
32 (1990)
31 (1965, 2020)
29 (2007, 2013, 2021)

Most Touchdowns Passing Against – Game
6 two times, most recently: (9/16/2007 vs. Cincinnati Bengals)

Fewest Touchdowns Passing Against – Season
7 (1956)
8 (1950, 1957)

Most Points After Touchdowns – Season
52 (1966)
49 (1964)

Most Points After Touchdowns – Game
8 (12/6/1953 vs. New York Giants)
8 (11/7/1954 vs. Washington Redskins)

Fewest Points After Touchdowns – Season
17 (1982, 2000)
18 (1956)

Most Points After Touchdowns Against – Season
56 (1990)
49 (2016)

Most Points After Touchdowns Against – Game
7 six times; most recently: (11/28/2004 at Cincinnati Bengals)
Fewest Points After Touchdowns Against – Season
18 (1950, 1951)

Most Field Goals Made – Season
34 (2023)
30 (2008)
29 (1995, 2012)
28 (2015)
27 (2005)

Most Field Goals Made – Game
6 (11/5/2006 at San Diego Chargers)
5 five times, most recently: (11/4/2012 vs. Baltimore Ravens)

Fewest Field Goals Made – Season
5 (1959)
7 (1982)

Most Field Goals Made Against – Season
35 (2003)
33 (1999)
32 (2007)
31 (1993, 2000)

Most Field Goals Made Against – Game
6 (11/20/2022 at Buffalo Bills)

Fewest Field Goals Made Against – Season
2 (1953)
3 (1954)

Most Safeties For – Season
3 (1970)
2 (1993, 2020)

Most Safeties For – Game
1 24 times; most recently: (11/22/2020 vs. Philadelphia Eagles)

Most Safeties Against – Season
3 (1974, 1987)

Most Safeties, Both Teams – Season
4 (1993)

Most Safeties, Both Teams – Game
2 (9/13/1987 at New Orleans Saints)
2 (11/14/1993 at Seattle Seahawks)

Most Two-Point Conversions – Season
6 (2023)

Most Two-Point Conversions – Game
2 (three times, most recently: (12/24/2023 at Houston Texans)

Most Two-Point Conversions, Both Teams – Season
7 (2018, 2020)

Most Two-Point Conversions Against – Season
7 (2023)

Most Two-Point Conversions Against – Game
3 (10/4/2020 at Dallas Cowboys)

Most Points 1st Quarter
24 (11/22/2009 at Detroit Lions)

Most Points 2nd Quarter
28 four times, most recently: (12/6/2020 at Tennessee Titans)

Most Points 3rd Quarter
24 (12/6/1953 vs. New York Giants)

Most Points 4th Quarter
28 (10/25/1964 vs. New York Giants)

Most Points 1st Half
38 (12/6/2020 at Tennessee Titans)

Most Points 2nd Half
35 five times; most recently: (11/28/2004 at Cincinnati Bengals)

Largest Margin of Victory
59 (11/7/1954 vs. Washington Redskins)

Largest Margin of Defeat
48 (11/12/1967 at Green Bay Packers)
48 (11/9/1969 at Minnesota Vikings)
48 (12/3/2000 at Jacksonville Jaguars)

FIRST DOWNS

Most First Downs – Season
364 (1981)

Most First Downs – Game
35 (11/23/1986 vs. Pittsburgh Steelers)

Fewest First Downs – Season
173 (1956)

Fewest First Downs – Game
1 (12/3/1950 vs. Philadelphia Eagles)

Most First Downs by Opponents – Season
377 (2018)

Most First Downs by Opponents – Game
36 (11/25/1979 at Pittsburgh Steelers)

Fewest First Downs by Opponents – Season
147 (1954)

Fewest First Downs by Opponents – Game
4 (11/7/1954 vs. Washington Redskins)
4 (10/21/1973 vs. Houston Oilers)

Most First Downs, Both Teams – Game
68 (10/4/2020 at Dallas Cowboys)

Most First Downs Rushing – Season
142 (2022)

Most First Downs – Season
364 (1981)

Most First Downs – Game
35 (11/23/1986 vs. Pittsburgh Steelers)

Fewest First Downs – Season
173 (1956)

Fewest First Downs – Game
1 (12/3/1950 vs. Philadelphia Eagles)

Most First Downs by Opponents – Season
377 (2018)

Most First Downs by Opponents – Game
36 (11/25/1979 at Pittsburgh Steelers)

Fewest First Downs by Opponents – Season
147 (1954)

Fewest First Downs by Opponents – Game
4 (11/7/1954 vs. Washington Redskins)
4 (10/21/1973 vs. Houston Oilers)

Most First Downs, Both Teams – Game
68 (10/4/2020 at Dallas Cowboys)

Most First Downs Rushing – Season
142 (2022)

Most First Downs Rushing – Game
21 (12/13/1959 at Philadelphia Eagles)

Fewest First Downs Rushing – Season
53 (2000)
64 (1982, 1999)

Fewest First Downs Rushing – Game
0 three times, most recently: (12/7/2006 at Pittsburgh Steelers)

Most First Downs Rushing by Opponents – Season
161 (1999)

Most First Downs Rushing by Opponents – Game
20 (10/10/1964 vs. Pittsburgh Steelers)

Fewest First Downs Rushing by Opponents – Season
56 (1954)

Fewest First Downs Rushing by Opponents – Game
0 two times, most recently: (9/22/1974 vs. Houston Oilers)

Most First Downs Passing – Season
207 (1980)

Most First Downs Passing – Game
22 (9/7/1981 vs. San Diego Chargers)

Fewest First Downs Passing – Season
63 (1956)

Fewest First Downs Passing – Game
0 two times, most recently: (12/3/2000 at Jacksonville Jaguars)

Most First Downs Passing by Opponents – Season
220 (2016)

Most First Downs Passing by Opponents – Game
29 (10/4/2020 at Dallas Cowboys)

Fewest First Downs Passing by Opponents – Season
62 (1956)

Fewest First Downs Passing by Opponents – Game
0 (11/24/1974 vs. Buffalo Bills)

Most First Downs by Penalty – Season
37 (1981)

Most First Downs by Penalty – Game
7 four times; most recently: (11/5/2006 at San Diego Chargers)

Fewest First Downs by Penalty – Season
4 (1952)

Most First Downs by Penalty by Opponents – Season
38 (1978, 1980, 2012, 2014)

Most First Downs by Penalty by Opponents – Game
10 (11/18/2012 at Dallas Cowboys)

Fewest First Downs by Penalty by Opponents – Season
10 (1961)

NET YARDS

Most Net Yards Gained – Season
5,934 (2022)
5,915 (1981)
5,913 (2020)
5,900 (2018)
5,791 (2021)

Most Net Yards Gained – Game
562 (10/25/1981 vs. Baltimore Colts)
558 (11/10/1986 vs. Miami Dolphins)
554 (9/16/2007 vs. Cincinnati Bengals)
543 (9/15/1963 vs. Washington Redskins)
536 (11/23/1986 vs. Pittsburgh Steelers)

Fewest Net Yards Gained – Season
2,708 (1982)
3,310 (1956)
3,341 (1973)

Fewest Net Yards Gained – Game
26 (12/12/2004 at Buffalo Bills)
40 (9/12/1999 vs. Pittsburgh Steelers)
53 (12/3/2000 at Jacksonville Jaguars)
59 (12/3/1950 vs. Philadelphia Eagles)
60 (10/24/1971 vs. Denver Broncos)

Most Net Yards Gained by Opponents – Season
6,288 (2018)
6,279 (2016)
6,229 (2009)
6,067 (2015)
6,046 (1999)

Most Net Yards Gained by Opponents – Game
606 (11/25/1979 at Pittsburgh Steelers)
582 (11/7/1965 vs. Philadelphia Eagles)
566 (10/4/2020 at Dallas Cowboys)
565 (9/30/2018 at Oakland Raiders)
564 (11/6/2008 vs. Denver Broncos)
559 (10/23/2016 at Cincinnati Bengals)

Fewest Net Yards Gained by Opponents – Season
2,658 (1954)
2,802 (1957)
2,841 (1955)

Fewest Net Yards Gained by Opponents – Game

47 (9/26/2021 vs. Chicago Bears)
 53 (9/10/1989 at Pittsburgh Steelers)
 58 (11/5/2023 vs. Arizona Cardinals)

PLAYS

Most Offensive Plays – Season

1,187 (2023)
 1,138 (1981)
 1,116 (2022)

Most Offensive Plays – Game

92 (10/6/1956 at Pittsburgh Steelers)
 87 (10/30/1977 vs. Kansas City Chiefs)
 87 (10/2/2011 vs. Tennessee Titans)
 85 three times, most recently; (9/9/2018 vs. Pittsburgh Steelers)

Fewest Offensive Plays – Season

616 (1982)
 647 (1960)
 681 (1958)

Fewest Offensive Plays – Game

28 (9/12/1999 vs. Pittsburgh Steelers)
 35 (12/14/2014 vs. Cincinnati Bengals)
 37 (10/27/1963 vs. New York Giants)
 39 (11/11/1962 at Washington Redskins)
 39 (11/9/1969 at Minnesota Vikings)

Most Offensive Plays by Opponents – Season

1,158 (1999)
 1,122 (2000)
 1,122 (2018)
 1,107 (2013)

Most Offensive Plays by Opponents – Game

91 (11/14/2010 vs. New York Jets)
 90 four times, most recently; (9/30/2018 at Oakland Raiders)

Fewest Offensive Plays by Opponents – Season

594 (1982)
 638 (1957)
 672 (1954)

Fewest Offensive Plays by Opponents – Game

38 (10/18/1987 at Cincinnati Bengals)
 40 (10/25/1953 at New York Giants)
 40 (9/20/1981 at Cincinnati Bengals)

RUSHING

Most Yards Gained Rushing – Season

2,639 (1963)
 2,546 (1958)
 2,490 (2022)

Most Yards Gained Rushing – Game

352 (10/12/1958 vs. Chicago Cardinals)
 351 (12/20/2009 at Kansas City Chiefs)
 338 (10/29/1950 vs. Pittsburgh Steelers)

Fewest Yards Gained Rushing – Season

883 (1982)
 1,085 (2000)
 1,150 (1999)
 1,220 (1990)

Fewest Yards Gained Rushing – Game

6 (11/6/1960 vs. New York Giants)
 9 (9/12/1999 vs. Pittsburgh Steelers)
 11 (9/17/1967 vs. Dallas Cowboys)

Most Yards Gained Rushing by Opponents – Season

2,736 (1999)
 2,604 (1979)
 2,505 (2000)
 2,431 (2008)
 2,415 (1974)

Most Yards Gained Rushing by Opponents – Game

361 (10/7/1979 vs. Pittsburgh Steelers)
 354 (10/10/1964 vs. Pittsburgh Steelers)
 343 (9/14/2003 at Baltimore Ravens)
 305 (11/11/1956 vs. Baltimore Colts)

Fewest Yards Gained Rushing by Opponents – Season

1,050 (1954)
 1,189 (1955)
 1,292 (1982)

Fewest Yards Gained Rushing by Opponents – Game

4 (11/28/1954 at New York Giants)
 20 (10/22/1967 vs. Chicago Bears)
 20 (9/8/2013 vs. Miami Dolphins)

Most Rushing Attempts – Season

559 (1978)
 536 (1955)
 535 (1985)

Most Rushing Attempts – Game

60 (10/2/1955 at San Francisco 49ers)
 59 (12/4/1955 at Pittsburgh Steelers)
 59 (12/13/1959 at Philadelphia Eagles)

Fewest Rushing Attempts – Season

256 (1982)
 313 (1999)
 336 (2000)
 348 (2013)

Fewest Rushing Attempts – Game

9 (9/12/1999 vs. Pittsburgh Steelers)
 10 (11/9/1969 at Minnesota Vikings)
 11 (10/14/1956 vs. New York Giants)
 11 (11/10/1991 vs. Philadelphia Eagles)
 11 (12/7/2006 at Pittsburgh Steelers)

Most Rushing Attempts by Opponents – Season

610 (1999)
 594 (2000)
 577 (1979)
 563 (1978)

Most Rushing Attempts by Opponents – Game

64 (10/10/1964 vs. Pittsburgh Steelers)
 59 (12/16/1956 vs. Chicago Cardinals)
 57 (11/23/1952 vs. Philadelphia Eagles)
 57 (10/24/1971 vs. Denver Broncos)
 57 (9/12/1999 vs. Pittsburgh Steelers)

Highest Average Gain Rushing – Season

5.74 (1963)
 5.36 (1958)
 5.22 (1966)

Lowest Average Gain Rushing – Season

3.24 (2001)
 3.38 (1971)
 3.42 (1970)
 3.45 (1982)

PASSING

Most Gross Yards Gained Passing – Season

4,372 (2013)
4,339 (1981)
4,261 (2018)

Most Gross Yards Gained Passing – Game

457 (10/11/2015 at Baltimore Ravens)
444 (10/25/1981 vs. Baltimore Colts)
414 (11/23/1986 vs. Pittsburgh Steelers)

Highest Gross Average Yards Per Attempt – Season

10.17 (1953)
9.61 (1957)
9.51 (1955)

Fewest Gross Yards Gained Passing – Season

1,358 (1956)
1,741 (1973)
1,758 (1958)

Fewest Gross Yards Gained Passing – Game

15 (12/19/1954 vs. Detroit Lions)
23 (10/11/2009 at Buffalo Bills)
26 (10/25/1953 at New York Giants)
26 (11/2/1958 vs. New York Giants)
33 (12/3/2000 at Jacksonville Jaguars)

Most Gross Yards Gained Passing by Opponents – Season

4,370 (2018)
4,224 (2020)
4,173 (2016)
4,169 (2015)
4,156 (2012)

Most Gross Yards Gained Passing by Opponents – Game

502 (10/4/2020 at Dallas Cowboys)
456 (12/14/1980 at Minnesota Vikings)
441 (11/6/2008 vs. Denver Broncos)
437 (9/30/2018 at Oakland Raiders)
422 (11/22/2009 at Detroit Lions)

Fewest Gross Yards Gained Passing by Opponents – Season

1,215 (1956)
1,511 (1957)
1,581 (1950)

Fewest Gross Yards Gained Passing by Opponents – Game

9 (11/24/1974 vs. Buffalo Bills)
17 (10/22/1950 at New York Giants)
21 (11/11/1956 vs. Baltimore Colts)

Most Passes Attempted – Season

681 (2013)
624 (1981)
609 (2015)
574 (2017)
574 (2018)

Most Passes Attempted – Game

61 (10/2/2011 vs. Tennessee Titans)
57 (9/7/1981 vs. San Diego Chargers)
56 (11/17/2013 at Cincinnati Bengals)
55 (9/22/2013 at Minnesota Vikings)
54 (11/5/1995 vs. Houston Oilers)

Fewest Passes Attempted – Season

195 (1957)
202 (1956)
206 (1958)

Fewest Passes Attempted – Game

0 (12/3/1950 vs. Philadelphia Eagles)
4 (11/4/1956 at Green Bay Packers)
5 (10/25/1953 at New York Giants)
6 (12/19/1954 vs. Detroit Lions)

Most Passes Attempted by Opponents – Season

626 (2018)
605 (2013)
600 (2012)
587 (1994)
587 (2014)

Most Passes Attempted by Opponents – Game

61 (10/4/2020 at Dallas Cowboys)
59 (9/20/1992 at Los Angeles Raiders)
58 (9/18/1994 vs. Arizona Cardinals)
58 (9/30/2018 at Oakland Raiders)
56 three times, most recently; (10/26/2014 vs. Oakland Raiders)

Fewest Passes Attempted by Opponents – Season

226 (1956)
242 (1957)
266 (1982)

Fewest Passes Attempted by Opponents – Game

6 (12/19/2004 vs. San Diego Chargers)
7 (11/24/1974 vs. Buffalo Bills)
8 (12/16/1956 vs. Chicago Cardinals)

Most Passes Completed – Season

379 (2013)
371 (2015)
360 (2017)
353 (2018)
348 (1981)

Most Passes Completed – Game

40 (10/2/2011 vs. Tennessee Titans)
36 (10/11/2015 at Baltimore Ravens)
36 (9/22/2002 at Tennessee Titans)
33 (11/15/2015 at Pittsburgh Steelers)
33 (12/5/1982 vs. San Diego Chargers)

Fewest Passes Completed – Season

105 (1956)
108 (1957)
110 (1958)

Fewest Passes Completed – Game

1 (12/19/1954 vs. Detroit Lions)
2 (10/25/1953 at New York Giants)
2 (11/4/1956 at Green Bay Packers)
2 (10/11/2009 at Buffalo Bills)

Most Passes Completed by Opponents – Season

393 (2018)
378 (2012)
371 (2020)
367 (2021)
363 (2013)

Most Passes Completed by Opponents – Game

41 (10/4/2020 at Dallas Cowboys)
38 (12/14/1980 at Minnesota Vikings)
38 (11/11/2018 vs. Atlanta Falcons)
37 (9/17/2020 vs. Cincinnati Bengals)
36 (10/25/2020 at Cincinnati Bengals)

Fewest Passes Completed by Opponents – Season

105 (1957)
107 (1956)
121 (1950)

Fewest Passes Completed by Opponents – Game

1	(11/24/1974 vs. Buffalo Bills)
2	(10/22/1950 at New York Giants)
2	(12/16/1956 vs. Chicago Cardinals)
2	(10/15/1972 vs. Chicago Bears)

Highest Completion Percentage – Season

63.04	(1953)
63.01	(2015)
62.87	(2020)
62.23	(2006)
62.04	(2022)

Highest Completion Percentage – Game

91.30	(12/26/1993 at Los Angeles Rams)
85.71	(12/13/1959 at Philadelphia Eagles)
84.38	(12/20/2020 at New York Giants)

Lowest Completion Percentage – Season

46.88	(1972)
48.05	(1967)
48.47	(1970)

Lowest Completion Percentage – Game

11.76	(10/11/2009 at Buffalo Bills)
16.67	(12/19/1954 vs. Detroit Lions)
19.05	(10/3/1970 vs. Pittsburgh Steelers)
25.00	(10/27/1963 vs. New York Giants)
25.00	(9/29/1968 vs. Los Angeles Rams)

TIME OF POSSESSION

Highest Time of Possession – Game

42:56	(10/23/2011 vs. Seattle Seahawks)
42:50	(11/22/1987 at Houston Oilers)
42:12	(10/18/1987 at Cincinnati Bengals)
41:59	(9/20/1981 at Cincinnati Bengals)
40:50	(9/10/1989 at Pittsburgh Steelers)

Highest Time of Possession by Opponents – Game

47:49	(9/12/1999 vs. Pittsburgh Steelers)
47:08	(11/14/2010 vs. New York Jets) (OT)
44:35	(12/14/2003 at Denver Broncos) (OT)
42:20	(9/15/1980 vs. Houston Oilers)
42:10	(11/3/2002 vs. Pittsburgh Steelers)

Highest Average Time of Possession – Season

32:19	(2023)
31:44	(1987)
31:33	(2022)
30:59	(1981)
30:53	(1984)

INTERCEPTIONS

Most Interceptions – Season

33	(2001)
32	(1968)
31	(1950, 1960)

Most Interceptions – Game

7	(12/11/1960 vs. Chicago Bears)
7	(9/23/2001 vs. Detroit Lions)
6	four times, most recently: (9/20/1987 vs. Pittsburgh Steelers)

Fewest Interceptions – Season

7	(2017)
8	(1999, 2020)
9	(2011)
10	(1975, 2009, 2016)

Most Interceptions by Opponents – Season

31	(1977)
----	--------

28 (1983, 2017)

27 (1971, 1979, 1981)

Most Interceptions by Opponents – Game

6 four times; most recently: (10/16/1983 at Pittsburgh Steelers)

Fewest Interceptions by Opponents – Season

5	(1960)
9	(1953, 1959)

Most Interception Return Yards – Season

624	(1960)
444	(1964)
430	(1977)

Most Interception Return Yards – Game

213	(12/11/1960 vs. Chicago Bears)
132	(11/20/1983 at New England Patriots)
130	(11/7/2021 at Cincinnati Bengals)

Fewest Interception Return Yards – Season

52	(1999)
57	(2022)
68	(2000)
93	(2011)
100	(2018)

Most Interception Return Yards by Opponents – Season

518	(1984)
508	(1983)
453	(1971)

Most Interception Return Yards by Opponents – Game

147	(10/17/1954 at Pittsburgh Steelers)
142	(10/16/1983 at Pittsburgh Steelers)
140	(10/18/1970 vs. Detroit Lions)

Fewest Interception Return Yards by Opponents – Season

58	(1960)
68	(1966)
76	(2016)

Fewest Interceptions by Opponents – Season

5	(1960)
9	(1953, 1959)

Most Touchdowns by Interceptions – Season

6	(1960)
4	(1954, 1989, 2001)

Most Touchdowns by Interceptions – Game

3 (12/11/1960 vs. Chicago Bears)

Most Touchdowns by Interceptions by Opponents – Season

4	(1970, 2003)
3	(1990, 2010)

Most Touchdowns by Interceptions by Opponents – Game

2	(10/17/1954 at Pittsburgh Steelers)
2	(10/18/1970 vs. Detroit Lions)

PUNTING

Most Punts – Season

108	(2000)
106	(1999)
99	(2001)
97	(1989)
94	(2009)

Most Punts – Game

12 four times; most recently: (9/9/2018 vs. Pittsburgh Steelers)

Fewest Punts – Season

45 (1962)
48 (1982)
49 (1964)

Fewest Punts – Game

0 three times; most recently: (10/13/2008 vs. New York Giants)

Most Punts by Opponents – Season

112 (2023)
97 (1994)
94 (1989)

Most Punts by Opponents – Game

11 five times; most recently: (12/17/1989 vs. Minnesota Vikings)

Fewest Punts by Opponents – Season

40 (1982)
46 (1960)
50 (1959, 2020)

Fewest Punts by Opponents – Game

0 six times; most recently: (11/13/2022 at Miami Dolphins)

Most Punts, Both Teams – Season

202 (2023)
191 (1989)
179 (2014)
178 (2012)
177 (1994)

Most Punts, Both Teams – Game

23 (11/19/1989 vs. Kansas City Chiefs)
21 (11/18/1973 at Oakland Raiders)
21 (12/17/1989 vs. Minnesota Vikings)

Fewest Punts, Both Teams – Season

88 (1982)
100 (1959)
101 (1960, 1962, 2020)

Fewest Punts, Both Teams – Game

1 three times, most recently: (10/25/2020 at Cincinnati Bengals)

Highest Gross Punting Average – Season

49.43 (2023)
48.50 (2022)
47.63 (2017)

Highest Gross Punting Average – Game

60.50 (9/13/2015 at New York Jets)
59.50 (10/9/2022 vs. Los Angeles Chargers)
58.00 (12/3/1978 at Seattle Seahawks)

Highest Gross Punting Average by Opponents – Season

46.93 (2016)
46.02 (2022)
46.00 (2012)

Highest Gross Punting Average by Opponents – Game

61.00 (9/13/1993 vs. San Francisco 49ers)
60.30 (10/23/2022 at Baltimore Ravens)
59.00 (11/27/1960 at St. Louis Cardinals)

PUNT RETURNS

Most Punt Returns – Season

61 (1954)
55 (1952)
52 (1974)

Most Punt Returns – Game

8 three times; most recently: (11/18/1956 at Philadelphia Eagles)

Fewest Punt Returns – Season

20 (1962, 1964)
21 (1960)
22 (2010)

Most Punt Returns by Opponents – Season

69 (2000)
68 (1974, 1999)
52 (2001)

Most Punt Returns by Opponents – Game

12 (12/3/1950 vs. Philadelphia Eagles)
9 (11/13/1995 at Pittsburgh Steelers)

Fewest Punt Returns by Opponents – Season

15 (1962)
16 (1987)

Most Punt Return Yardage – Season

606 (2012)
563 (1993)
523 (1974)

Most Punt Return Yardage – Game

179 (10/3/2013 vs. Buffalo Bills)
166 (10/24/1993 vs. Pittsburgh Steelers)
154 (9/20/2015 vs. Tennessee Titans)
144 (12/9/2012 vs. Kansas City Chiefs)
135 (12/30/2007 vs. San Francisco 49ers)

Fewest Punt Return Yardage – Season

96 (1968)
111 (1962)
115 (2020)

Most Punt Return Yardage by Opponents – Season

793 (2000)
762 (1999)
705 (1974)
647 (2001)

Most Punt Return Yardage by Opponents – Game

149 (9/22/1974 vs. Houston Oilers)
133 (12/9/2001 at New England Patriots)
131 (11/13/1995 at Pittsburgh Steelers)
126 (11/26/2000 at Baltimore Ravens)
126 (11/25/2001 vs. Cincinnati Bengals)

Fewest Punt Return Yardage by Opponents – Season

39 (1959)
70 (1967)
72 (1969)

Highest Punt Return Average – Season

15.15 (1964)
15.13 (1950)
14.80 (2012)
13.50 (2007)
13.24 (1993)

Lowest Punt Return Average – Season

4.00 (1968)
4.07 (1953)
4.79 (2020)

Highest Punt Return Average Allowed – Season

18.00 (1977)
12.44 (2001)
12.27 (2022)
11.70 (2011)

Lowest Punt Return Average Allowed – Season

1.22 (1959)
2.41 (1967)
2.50 (1958)

Most Punt Return Touchdowns – Season

3 (1993)
2 (1965, 1994, 2002)

Most Punt Return Touchdowns – Game

2 (10/24/1993 vs. Pittsburgh Steelers)

Most Punt Return Touchdowns by Opponents – Season

3 (1977)
2 (1976)

Most Punt Return Touchdowns by Opponents – Game

2 (9/26/1976 at Denver Broncos)

KICKOFF RETURNS

Most Kickoff Returns – Season

89 (1999)
85 (2000)
75 (1979, 2004)

Most Kickoff Returns – Game

10 (11/28/2004 at Cincinnati Bengals)
9 four times, most recently: (12/3/2000 at Jacksonville Jaguars)

Fewest Kickoff Returns – Season

11 (2023)
27 (1951)
29 (1959)

Most Kickoff Returns by Opponents – Season

78 (1986)
76 (2007)
75 (1964)
72 (1978, 1987)

Most Kickoff Returns by Opponents – Game

10 (9/16/2007 vs. Cincinnati Bengals)
9 (11/16/2003 vs. Arizona Cardinals)
9 (11/28/2004 at Cincinnati Bengals)

Fewest Kickoff Returns by Opponents – Season

20 (2017)
23 (1982)
24 (2016), (2018)

Most Kickoff Return Yardage – Season

1,943 (2007)
1,725 (1999)
1,710 (2000)
1,697 (1978)
1,670 (2009)

Most Kickoff Return Yardage – Game

278 (12/20/2009 at Kansas City Chiefs)
256 (11/7/1965 vs. Philadelphia Eagles)
245 (11/18/2007 at Baltimore Ravens)
237 (11/2/2008 vs. Baltimore Ravens)
225 (9/20/1964 vs. St. Louis Cardinals)

Fewest Kickoff Return Yardage – Season

261 (2023)
496 (1951)
551 (1959)

Most Kickoff Return Yardage by Opponents – Season

1,590 (2007)
1,517 (1964)

1,501 (1966)

1,476 (1986)

Most Kickoff Return Yardage by Opponents – Game

243 (9/16/2007 vs. Cincinnati Bengals)
236 (12/15/1963 at Washington Redskins)
236 (12/4/1966 vs. New York Giants)
229 (11/16/2003 vs. Arizona Cardinals)
226 (11/17/1968 at Pittsburgh Steelers)

Fewest Kickoff Return Yardage by Opponents – Season

424 (1982)
430 (2023)
471 (2017)

Highest Kickoff Return Average – Season

27.00 (2007)
26.26 (2020)
25.39 (2015)

Lowest Kickoff Return Average – Season

16.15 (1991)
17.00 (2010)
17.51 (1952)

Highest Kickoff Return Average Allowed – Season

26.63 (1975)
26.16 (1961)
25.69 (1981)

Lowest Kickoff Return Average Allowed – Season

14.34 (1980)
16.78 (1988)
17.33 (1985)

Most Kickoff Return Touchdowns – Season

3 (2009)

Most Kickoff Return Touchdowns – Game

2 (12/20/2009 at Kansas City Chiefs)

Most Kickoff Return Touchdowns by Opponents – Season

2 (1966, 1967)

Most Kickoff Return TDs by Opponents – Game

2 (11/12/1967 at Green Bay Packers)

PENALTIES

Most Penalties – Season

128 (1989)
127 (1978)

Most Penalties – Game

21 (11/25/1951 vs. Chicago Bears)
18 (10/7/1951 at Los Angeles Rams, 9/18/2019 vs. Tennessee Titans)

Most Penalty Yards – Season

1,165 (1978)
1,106 (2019)

Most Penalty Yards – Game

209 (11/25/1951 vs. Chicago Bears)
188 (11/15/2015 at Pittsburgh Steelers)
188 (10/29/1995 at Cincinnati Bengals)

Fewest Penalties – Season

36 (1959)
47 (1961)

Fewest Penalties – Game

0 three times, most recently: (11/19/2017 vs. Jacksonville Jaguars)

Fewest Penalty Yards – Season

329 (1959)
455 (1961)

Most Penalties by Opponents – Season

141 (2003)
131 (1978)
129 (1994)

Most Penalties by Opponents – Game

19 (10/12/2003 vs. Oakland Raiders)
17 (12/4/1988 vs. Dallas Cowboys)
16 (11/25/1951 vs. Chicago Bears)
16 (11/8/1987 vs. Atlanta Falcons)

Most Penalty Yards by Opponents – Season

1,139 (1994)
1,110 (1978)

Most Penalty Yards by Opponents – Game

165 (11/25/1951 vs. Chicago Bears)
161 (9/21/1970 vs. New York Jets)

Fewest Penalties by Opponents – Season

32 (1959)
37 (1958)

Fewest Penalties by Opponents – Game

0 three times; most recently: (12/26/1999 vs. Indianapolis Colts)

Fewest Penalty Yards by Opponents – Season

285 (1959)
335 (1953)

Most Penalties, Both Teams – Game

37 (11/25/1951 vs. Chicago Bears)
27 (9/11/1983 at Detroit Lions)
27 (9/17/1978 at Atlanta Falcons)

Most Penalty Yards, Both Teams – Game

374 (11/25/1951 vs. Chicago Bears)
270 (10/29/1995 at Cincinnati Bengals)

FUMBLES

Most Fumbles – Season

50 (1978)
46 (1976)

Most Fumbles – Game

9 two times; most recently: (12/23/1990 at Pittsburgh Steelers)

Fewest Fumbles – Season

8 (1959)
14 (1958, 2019)

Most Fumbles by Opponents – Season

39 (1972, 1979)

Most Fumbles by Opponents – Game

8 four times; most recently: (11/25/2012 vs. Pittsburgh Steelers)

Fewest Fumbles by Opponents – Season

11 (1956)
12 (2016)

Most Fumbles, Both Teams – Game

13 two times; most recently: (12/20/1981 at Seattle Seahawks)

Most Fumbles Lost – Season

29 (1951, 1978)
26 (1981)

24 (1950)

23 (1985, 1990)

Most Fumbles Lost – Game

8 (12/23/1990 at Pittsburgh Steelers)
7 (12/20/1981 at Seattle Seahawks)

Fewest Fumbles Lost – Season

5 (1959)
6 (2008, 2011)
7 (1964, 2014, 2018, 2019)

Most Opponents Fumbles Recovered – Season

29 (1951)
24 (1950)

Most Opponents Fumbles Recovered – Game

8 (12/23/1990 at Pittsburgh Steelers)
7 (12/20/1981 at Seattle Seahawks)
6 (11/12/1950 vs. San Francisco 49ers)

Fewest Opponents Fumbles Recovered – Season

3 (2016)
6 (2019)
7 (2003, 2013)

SACKS

Most Times Browns Sacked Opponent Quarterback – Season

49 (2023)
48 (1992, 1993)
45 (1989)
44 (1967, 1985)

Most Times Browns Sacked Opponent Quarterback – Game

11 (11/18/1984 at Atlanta Falcons)
9 (10/16/1988 vs. Philadelphia Eagles)
9 (12/5/1993 vs. New Orleans Saints)
9 (12/13/2015 vs. San Francisco 49ers)
9 (9/26/2021 vs. Chicago Bears)

Fewest Times Browns Sacked Opponent Quarterback – Season

17 (2008)
22 (1982)
23 (2005)
25 (1971, 1999)

Most Times Browns Quarterbacks Sacked – Season

66 (2016)
60 (1999)
55 (1984)
54 (2006)
53 (2015)

Most Times Browns Quarterbacks Sacked – Game

11 (9/30/1984 at Kansas City Chiefs)
11 (9/6/1992 at Indianapolis Colts)
9 (12/24/2016 vs. San Diego Chargers)

Fewest Times Browns Quarterbacks Sacked – Season

14 (1994)
16 (1970)
19 (1976, 2007)

Most Yards Opponents Lost Attempting to Pass – Season

430 (1951)
359 (1989)
354 (1967)

Most Yards Opponents Lost Attempting to Pass – Game

95 (11/18/1984 at Atlanta Falcons)
91 (10/28/1962 at Pittsburgh Steelers)
88 (12/16/1951 at Philadelphia Eagles)

Most Yards Browns Lost Attempting to Pass – Season

429 (2016)
402 (1974)
385 (1999)

Most Yards Browns Lost Attempting to Pass – Game

81 (10/30/1960 at Washington Redskins)
78 (9/30/1984 at Kansas City Chiefs)

Most Times Sacked, Both Teams – Game

14 (9/26/2021 vs. Chicago Bears)
13 (9/30/1984 at Kansas City Chiefs)
12 (10/22/1967 vs. Chicago Bears)
12 (11/18/1984 at Atlanta Falcons)
12 (9/6/1992 at Indianapolis Colts)

SHUTOUTS

Most Shutouts – Season

3 (1951)

Most Shutouts Against – Season

4 (2000)

Most Consecutive Shutout Quarters

8 (1951, 1983)

TURNOVERS

Most Turnovers Committed (Giveaways) – Season

53 (1977, 1981)

Most Turnovers Committed (Giveaways) – Game

10 (12/20/1981 at Seattle Seahawks)
9 (12/23/1990 at Pittsburgh Steelers)

Most Turnovers, Opponents (Takeaways) – Season

55 (1950)
51 (1951)
49 (1966)
46 (1968)
45 (1960, 1978)

Most Turnovers, Opponents (Takeaways) – Game

9 two times; most recently: (10/5/1958 at Pittsburgh Steelers)

Fewest Turnovers Committed (Giveaways) – Season

14 (1959)
16 (2020)
17 (1960)

Fewest Turnovers, Opponents (Takeaways) – Season

13 (2016, 2017)
18 (2011)
19 (2009)
21 (1973, 2013, 2020)

Most Turnovers, Both Teams – Game

14 two times; most recently: (12/20/1981 at Seattle Seahawks)

ROOKIE RECORDS

SCORING

Most Points – Season

107 Cade York (2022); 24 FG, 35 PAT
105 Austin Seibert (2019); 25 FG, 30 PAT
76 Greg Joseph (2018); 17 FG, 25 PAT

Most Points – Game

24 Jim Brown (11/24/1957 vs. Los Angeles Rams); 4 TD
18 Travis Prentice (10/18/2000 at Arizona Cardinals); 3 TD

Most Total Touchdowns – Season

12 Trent Richardson (2012); 11 Rush, 1 Rec
10 Nick Chubb (2018); 8 Rush, 2 Rec
10 Eric Metcalf (1989); 6 Rush, 4 Rec
10 Jim Brown (1957); 9 Rush, 1 Rec
(Kevin Mack scored 10 TDs as a first-year player in 1985)

Most Total Touchdowns – Game

4 Jim Brown (11/24/1957 vs. Los Angeles Rams); 4 Rush

Most Return Touchdowns – Season

2 Bobby Franklin (1960)
2 Bobby Mitchell (1958)

Most Return Touchdowns – Game

2 Bobby Franklin (12/11/1960 vs. Chicago Bears)
2 Bobby Mitchell (11/23/1958 vs. Philadelphia Eagles)

Most Points After Touchdowns – Season

35 Cade York (2022)
29 Jeff Jaeger (1987)

Most Points After Touchdowns – Game

5 Jeff Jaeger (11/8/1987 vs. Atlanta Falcons)

Most Field Goals – Season

25 Austin Seibert (2019)

24 Cade York (2022)

17 Greg Joseph (2018)

Most Field Goals – Game

4 Austin Seibert (11/3/2019 at Denver Broncos)
4 Cade York (9/11/2022 at Carolina Panthers)
3 five times, most recent; **Cade York (10/16/2023 vs. New England Patriots)**

Highest Field Goal Pct (minimum 14 attempts)

86.21 Austin Seibert (2019); 25-29
85.00 Greg Joseph (2018); 17-20
75.00 Zane Gonzalez (2017); 15-20
75.00 Cade York (2022); 24-32

Most Safeties – Season

1 four times, most recently: James Jones (1991)

RUSHING

Most Rushing Attempts – Season

267 Trent Richardson (2012)
243 William Green (2002)
202 Jim Brown (1957)
(Kevin Mack had 222 rushing attempts as a first-year player in 1985)

Most Rushing Attempts – Game

33 Montario Hardesty (10/23/2011 vs. Seattle Seahawks)
31 Jim Brown (11/24/1957 vs. Los Angeles Rams)

Most Rushing Yards – Season

996 Nick Chubb (2018)
950 Trent Richardson (2012)
942 Jim Brown (1957)
(Kevin Mack rushed for 1,104 yards as a first-year player in 1985)

Most Rushing Yards – Game

237 Jim Brown (11/24/1957 vs. Los Angeles Rams)
188 Earnest Byner (12/16/1984 at Houston Oilers)
186 Lee Suggs (12/28/2003 at Cincinnati Bengals)

Most Rushing Touchdowns – Season

- 11 Trent Richardson (2012)
- 9 Jim Brown (1957)
- 8 Nick Chubb (2018)**
- 8 Isaiah Crowell (2014)

Most Rushing Touchdowns – Game

- 4 Jim Brown (11/24/1957 vs. Los Angeles Rams)
- 3 Travis Prentice (10/8/2000 at Arizona Cardinals)

Highest Rushing Average (minimum 150 attempts) – Season

- 5.19 Nick Chubb (2018); 192-996**
- 4.66 Jim Brown (1957); 202-942
- (Kevin Mack averaged 4.97 yards per rush attempt as a first-year player in 1985)

Highest Rushing Average (minimum 11 attempts) – Game

- 13.36 Bobby Mitchell (10/12/1958 vs. Chicago Cardinals); 11-147

PASSING

Most Pass Attempts – Season

- 517 Brandon Weeden (2012)
- 486 Baker Mayfield (2018)
- 476 DeShone Kizer (2017)

Most Pass Attempts – Game

- 54 Eric Zeier (11/5/1995 vs. Houston Oilers)
- 52 Brandon Weeden (9/27/2012 at Baltimore Ravens)
- 47 DeShone Kizer (9/24/2017 at Indianapolis Colts)

Most Pass Completions – Season

- 310 Baker Mayfield (2018)
- 297 Brandon Weeden (2012)
- 255 DeShone Kizer (2017)

Most Pass Completions – Game

- 29 Baker Mayfield (11/4/2018 vs. Kansas City Chiefs)
- 29 Baker Mayfield (12/2/2018 at Houston Texans)
- 29 Tim Couch (11/21/1999 vs. Carolina Panthers)

Highest Completion Pct – Season (minimum 150 attempts)

- 65.64 Cody Kessler (2016); 128-295
- 63.79 Baker Mayfield (2018); 310-486
- 60.81 Colt McCoy (2010); 135-222

Highest Completion Pct – Game (minimum 15 attempts)

- 85.00 Baker Mayfield (11/11/2018 vs. Atlanta Falcons); 17-20
- 81.82 Baker Mayfield (12/9/2018 vs. Carolina Panthers); 18-22
- 78.26 Tim Couch (10/17/1999 vs. Jacksonville Jaguars); 18-23

Most Passing Yards – Season

- 3,725 Baker Mayfield (2018)
- 3,385 Brandon Weeden (2012)
- 2,894 DeShone Kizer (2017)

Most Passing Yards – Game

- 397 Baker Mayfield (12/2/2018 at Houston Texans)
- 376 Baker Mayfield (12/30/2018 at Baltimore Ravens)
- 364 Brandon Weeden (12/2/2012 at Oakland Raiders)

Most Passing Touchdowns – Season

- 27 Baker Mayfield (2018)
- 15 Tim Couch (1999)
- 14 Brandon Weeden (2012)

Most Passing Touchdowns – Game

- 4 Baker Mayfield (11/25/2018 at Cincinnati Bengals)
- 3 six times, most recent; Baker Mayfield 12/30/2018 at Baltimore Ravens)

Highest Quarterback Rating – Season (minimum 150 attempts)

- 93.7 Baker Mayfield (2018)
- 92.3 Cody Kessler (2016)
- 74.5 Colt McCoy (2010)

Highest Quarterback Rating – Game (minimum 15 attempts)

- 151.3 Baker Mayfield (11/11/2018 vs. Atlanta Falcons)
- 143.9 Baker Mayfield (11/25/2018 at Cincinnati Bengals)
- 136.7 Charlie Frye (12/4/2005 vs. Jacksonville Jaguars)

Most Passes Intercepted – Season

- 22 DeShone Kizer (2017)
- 17 Brandon Weeden (2012)
- 14 Baker Mayfield (2018)

Most Passes Intercepted – Game

- 4 Terry Luck (12/18/1977 at Seattle Seahawks)
- 4 Eric Zeier (12/9/1995 at Minnesota Vikings)
- 4 Brandon Weeden (9/9/12 vs. Philadelphia Eagles)

Fewest Passes Intercepted – Season (minimum 150 attempts)

- 2 Cody Kessler (2016)
- 5 Charlie Frye (2005)

Lowest Interception Percentage – Season (minimum 150 attempts)

- 1.0 Bernie Kosar (2016); 2-195

RECEIVING

Most Receptions – Season

- 66 Kevin Johnson (1999)
- 61 Greg Little (2011)
- 61 Duke Johnson Jr. (2015)

Most Receptions – Game

- 10 Darrin Chiaverini (12/19/1999 vs. Jacksonville Jaguars)
- 9 Ernie Green (12/9/1962 at New York Giants)
- 9 Duke Johnson Jr. (10/4/2015 at San Diego Chargers)

Most Receiving Yards – Season

- 986 Kevin Johnson (1999)
- 920 Paul Warfield (1964)
- 828 Derrick Alexander (1994)

Most Receiving Yards – Game

- 171 Derrick Alexander (12/4/1994 vs. New York Giants)
- 148 Mohamed Massaquoi (10/4/2009 vs. Cincinnati Bengals)
- 136 Derrick Alexander (9/18/1994 vs. Arizona Cardinals)

Highest Receiving Average – Season (minimum 20 receptions)

- 18.35 Mohamed Massaquoi (2009); 34-624
- 17.69 Paul Warfield (1964); 52-920
- 17.25 Derrick Alexander (1994); 48-828

Highest Receiving Average – Game (minimum 3 receptions)

- 35.67 Braylon Edwards (9/18/2005 at Green Bay); 3-107
- 33.00 Josh Gordon (10/14/2012 at New York Giants); 3-99
- 31.00 Ozzie Newsome (11/5/1978 at Houston Oilers); 4-124

Most Receiving Touchdowns – Season

- 9 Paul Warfield (1964)
- 8 Kevin Johnson (1999)
- 6 Andre' Davis (2002)

Most Receiving Touchdowns – Game

- 2 nine times, most recently Harrison Bryant (10/25/2020 at Cincinnati Bengals)

INTERCEPTIONS

Most Passes Intercepted – Season

- 10 Anthony Henry (2001)
- 8 Bobby Franklin (1960)
- 7 Larry Benz (1963)
- 6 Ken Gorgal (1950)
- 6 Bert Rechichar (1952)
- 6 Joe Haden (2010)

Most Passes Intercepted – Game

- 3 Bobby Franklin (12/11/1960 vs. Chicago Bears)

- 3 Anthony Henry (9/23/2001 vs. Detroit Lions)
3 Anthony Henry (11/18/2001 at Baltimore Ravens)

Most Interception Return Yards – Season

- 177 Anthony Henry (2001)
131 Bobby Franklin (1960)
114 Larry Benz (1963)

Most Interception Return Yards – Game

- 97t Anthony Henry (12/16/2001 vs. Jacksonville Jaguars)
95 Bobby Franklin (12/11/1960 vs. Chicago Bears)
75t Brian Washington (10/2/1988 at Pittsburgh Steelers)

Highest Average Gain on Interceptions – Season (minimum 3 interceptions)

- 34.67 Brian Washington (1988); 3-104
31.33 Brieon Boddy-Calhoun (2016); 3-94
23.67 Oliver Davis (1977); 3-71

Highest Average Gain on Interceptions – Game (minimum 2 interceptions)

- 48.50 Anthony Henry (12/16/2001 vs. Jacksonville Jaguars); 2-97
31.67 Bobby Franklin (12/11/1960 vs. Chicago Bears); 3-95
25.5 Oliver Davis (11/20/1977 at New York Giants); 2-51

Most Touchdowns on Interceptions – Season

- 2 Bobby Franklin (1960)

Most Touchdowns on Interceptions – Game

- 2 Bobby Franklin (12/11/1960 vs. Chicago Bears)

PUNTING

Most Punts – Season

- 79 Johnny Evans (1978)
68 Steve Cox (1981)

Most Punts – Game

- 10 Johnny Evans (11/5/1978 at Houston Oilers)
8 Seven times

Most Punt Yards – Season

- 3,089 Johnny Evans (1978)
2,913 Jamie Gillan (2019)

Most Punt Yards – Game

- 407 Johnny Evans (11/5/1978 at Houston Oilers)
397 Jamie Gillan (10/7/2019 at San Francisco 49ers)

Best Gross Punting Average – Season (minimum 35 attempts)

- 48.0 Gary Collins (1962); 45-1,926
46.2 Jamie Gillan (2019); 63-2,913

Best Gross Punting Average – Game

- 61.00 Jamie Gillan (10/13/2019 vs. Seattle Seahawks); 1-61
58.00 Johnny Evans (12/3/1978 at Seattle Seahawks); 1-58

Most Punts Inside 20 Yard Line – Season

- 28 Jamie Gillan (2019)

PUNT RETURNS

Most Punt Returns – Season

- 37 Keith Wright (1978)
32 Demetric Felton (2021)

Most Punt Returns – Game

- 7 Chet Hanulak (11/7/1954 vs. Washington Redskins)
7 Demetric Felton (9/26/2021 vs. Chicago Bears)

Most Punt Return Yards – Season

- 289 Dennis Northcutt (2000)
288 Keith Wright (1978)

Most Punt Return Yards – Game

- 103 Demetric Felton (9/26/2021 vs. Chicago Bears)
93 Travis Benjamin (12/9/2012 vs. Kansas City Chiefs)

Most Punt Return Touchdowns – Season

- 1 five times, most recently: Travis Benjamin (2012)

Most Punt Return Touchdowns – Game

- 1 Don Phelps (12/10/1950 at Washington Redskins)
1 Bobby Mitchell (11/23/1958 vs. Philadelphia Eagles)
1 Leroy Kelly (10/25/1964 vs. New York Giants)
1 Ben Davis (11/5/1967 at Pittsburgh Steelers)
1 Travis Benjamin (12/9/2012 vs. Kansas City Chiefs)

Highest Punt Return Average – Season (minimum 15 returns)

- 12.72 Ben Davis (1967); 18-229
11.25 Greg Pruitt (1973); 16-180

Highest Punt Return Average – Game (minimum 3 returns)

- 18.33 Ray Renfro (12/7/1952 at Chicago Cardinals); 3-55

KICKOFF RETURNS

Most Kickoff Returns – Season

- 50 Andre' Davis (2002)
45 Joshua Cribbs (2005)
44 Ronnie Powell (1999)

Most Kickoff Returns – Game

- 6 five times, most recently: Joshua Cribbs (12/24/2005 vs. Pittsburgh Steelers)

Most Kickoff Return Yards – Season

- 1,094 Joshua Cribbs (2005)
1,068 Andre' Davis (2002)
986 Ronnie Powell (1999)

Most Kickoff Return Yards – Game

- 168 Andre' Davis (10/20/2002 vs. Houston Texans)
155 Joshua Cribbs (11/27/2005 at Minnesota Vikings)
152 Joshua Cribbs (10/23/2005 vs. Detroit Lions)
140 Jamel White (12/10/2000 vs. Philadelphia Eagles)
138 Lee Suggs (12/8/2003 vs. St. Louis Rams)

Most Kickoff Return Touchdowns – Season

- 1 five times, most recently: Joshua Cribbs (2005)

Most Kickoff Return Touchdowns – Game

- 1 Leroy Bolden (10/26/1958 at Chicago Cardinals)
1 Bobby Mitchell (11/23/1958 vs. Philadelphia Eagles)
1 Carl Ward (11/26/1967 vs. Washington Redskins)
1 Andre' Davis (10/20/2002 vs. Houston Texans)
1 Joshua Cribbs (10/23/2005 vs. Detroit Lions)

Highest Kickoff Return Average – Season (minimum 12 returns)

- 28.88 Bo Scott (1969); 25-722
28.31 Greg Pruitt (1973); 16-453

Highest Kickoff Return Average – Game (minimum 3 returns)

- 42.0 Ben Davis (12/10/1967 at St. Louis Cardinals); 3-126
42.0 Andre' Davis (10/20/2002 vs. Houston Texans); 4-168

COMBINED NET YARDS

Combined Net Yards, Most Attempts – Season

- 318 Trent Richardson (2012); 267 R, 51 P
272 Eric Metcalf (1989); 187 R, 54 P, 31 PR

Combined Net Yards, Most Attempts – Game

- 35 Jim Brown (11/24/1957 vs. Los Angeles Rams); 31 R, 3 P, 1 PR
34 Trent Richardson (11/25/2012 vs. Pittsburgh Steelers); 29 R, 5 P

Combined Net Yards, Most Yards – Season

- 1,748 Eric Metcalf (1989); 633 R, 397 P, 718 KR

Combined Net Yards, Most Yards – Game
269 Jim Brown (11/24/1957 vs. Los Angeles Rams); 237 R, 21 P, 11 KR

Combined Net Yards, High Average – Season (minimum 100 attempts)
10.90 Greg Pruitt (1973); 102-1,112

Combined Net Yards, High Average – Game (minimum 10 attempts)
15.30 Keith Wright (12/10/1978 vs. New York Jets); 10-153

SCRIMMAGE YARDS

Scrimmage Yards, Most Attempts – Season

318 Trent Richardson (2012); 267 R, 51 P
259 William Green (2002); 243 R, 16 P
241 Eric Metcalf (1989); 187 R, 54 P

Scrimmage Yards, Most Attempts – Game

35 Montario Hardesty (10/23/2011 vs. Seattle Seahawks); 33 R, 2 P
34 Jim Brown (11/24/1957 vs. Los Angeles Rams); 31 R, 3 P
34 Trent Richardson (11/18/2012 at Dallas Cowboys); 28 R, 6 P

Scrimmage Yards, Most Yards – Season

1,317 Trent Richardson (2012); 950 R, 367 P
1,145 Nick Chubb (2018); 996 R, 149 P
1,030 Eric Metcalf (1989); 633 R, 397 P
1,000 William Green (2002); 887 R, 113 P
(Kevin Mack recorded 1,401 yards from scrimmage as a first-year player in 1985)

Scrimmage Yards, Most Yards – Game

258 Jim Brown (11/24/1957 vs. Los Angeles Rams); 237 R, 21 P
219 Earnest Byner (12/16/1984 at Houston Oilers); 188 R, 31 P
209 Nick Chubb (11/11/2018 vs. Atlanta Falcons); 176 R, 33 P

Scrimmage Yards, High Average – Season (minimum 100 attempts)

5.40 Nick Chubb (2018); 212-1,145
5.15 Boyce Green (1983); 129-664
(Kevin Mack averaged 5.58 yards from scrimmage per attempt as a first-year player in 1985)

Scrimmage Yards, High Average – Game (minimum 10 attempts)

13.36 Bobby Mitchell (10/12/1958 vs. Chicago Cardinals); 11-147

QUARTERBACK SACKS

Most Sacks – Season

11.0 Kamerion Wimbley (2006)
8.5 Jabaal Sheard (2011)
*8.0 Mack Mitchell (1975)
7.0 Myles Garrett (2017)
* Sacks not an official stat until 1982

Most Sacks – Game

3.0 Chip Banks (9/12/1982 vs. Seattle Seahawks)
3.0 Courtney Brown (9/17/2000 vs. Pittsburgh Steelers)
2.0 Nine times, most recent, **Myles Garrett (10/8/2017 vs. New York Jets)**

OPPONENTS' SINGLE-GAME RECORDS

SCORING

Most Points

24 Ray Matthews (10/17/1954 at Pittsburgh Steelers)
24 Jim Taylor (10/15/1961 vs. Green Bay Packers)
24 Donny Anderson (11/12/1967 at Green Bay Packers)
24 Lorenzo White (12/9/1990 at Houston Oilers)
24 Priest Holmes (9/8/2002 vs. Kansas City Chiefs)
24 Kenyan Drake (12/15/2019 at Arizona Cardinals)

Most Touchdowns

4 Ray Matthews (10/17/1954 at Pittsburgh Steelers)
4 Jim Taylor (10/15/1961 vs. Green Bay Packers)
4 Donny Anderson (11/12/1967 at Green Bay Packers)
4 Lorenzo White (12/9/1990 at Houston Oilers)
4 Priest Holmes (9/8/2002 vs. Kansas City Chiefs)

Most Points After Touchdowns Attempted

8 Paul Held (10/17/1954 at Pittsburgh Steelers)
8 Paul Hornung (10/15/1961 vs. Green Bay Packers)
8 Teddy Garcia (12/9/1990 at Houston Oilers)

Most Points After Touchdowns Made

7 Paul Held (10/17/1954 at Pittsburgh Steelers)
7 Paul Hornung (10/15/1961 vs. Green Bay Packers)
7 Don Chandler (11/12/1967 at Green Bay Packers)
7 Teddy Garcia (12/9/1990 at Houston Oilers)
7 Shayne Graham (11/28/2004 at Cincinnati Bengals)

Most Field Goals Attempted

6 Roy Gerela (11/7/1971 at Pittsburgh Steelers)
6 Chester Marcol (9/17/1972 vs. Green Bay Packers)
6 Fred Cox (11/4/1973 at Minnesota Vikings)
6 Skip Butler (10/12/1975 vs. Houston Oilers)
6 Tyler Bass (11/20/2022 at Buffalo Bills)

Most Field Goals Made

6 Tyler Bass (11/20/2022 at Buffalo Bills)

Longest Field Goal Made (Yards)

61 Sebastian Janikowski (12/27/2009 vs. Oakland Raiders)
60 Dan Carpenter (12/5/2010 at Miami Dolphins)
59 Chandler Catanzaro (10/21/2018 at Tampa Bay Buccaneers)
57 Chandler Catanzaro (10/8/2017 vs. New York Jets)
57 Greg Zuerlein (9/18/2022 vs. New York Jets)

RUSHING

Most Attempts

40 Ricky Williams (10/31/1999 at New Orleans Saints)
38 Clinton Portis (12/14/2003 at Denver Broncos)
38 Cedric Benson (12/21/2008 vs. Cincinnati Bengals)
36 Eddie George (11/19/2000 at Tennessee Titans)
34 Gary Brown (11/21/1993 vs. Houston Oilers)
34 Eddie George (12/17/2000 vs. Tennessee Titans)
34 Alfred Blue (11/16/2014 vs. Houston Texans)

Most Yards Gained

295 Jamal Lewis (9/14/2003 at Baltimore Ravens)
223 Willie Parker (12/7/2006 at Pittsburgh Steelers)
205 Jamal Lewis (12/21/2003 vs. Baltimore Ravens)
204 Ray Rice (12/4/2011 vs. Baltimore Ravens)
202 Rudi Johnson (11/28/2004 at Cincinnati Bengals)

Highest Average Gain (Yards) (min. six attempts)

18.67 Jeremy Hill (10/23/2016 at Cincinnati Bengals) (9-168)
14.33 Jaylen Warren (11/19/2023 vs. Pittsburgh Steelers) (9-129)
13.78 Lamar Jackson (12/14/2020 vs. Baltimore Ravens) (9-124)

Longest Gains (Yards)

86t Essex Johnson (12/5/1971 vs. Cincinnati Bengals)
83t Matt Breida (10/7/2019 at San Francisco 49ers)
82t Jamal Lewis (9/14/2003 at Baltimore Ravens)
80t Willie Parker (12/24/2005 vs. Pittsburgh Steelers)
80t Jamaal Charles (12/9/2012 vs. Kansas City Chiefs)

PASSING

Most Attempts

61 Joe Burrow (9/17/2020 vs. Cincinnati Bengals)
59 Todd Marinovich (9/20/1992 at Los Angeles Raiders)
58 Derek Carr (9/30/2018 at Oakland Raiders)
58 Dak Prescott (10/4/2020 at Dallas Cowboys)
56 Joe Flacco (10/7/2018 vs. Baltimore Ravens)
56 Drew Brees (10/24/2010 at New Orleans Saints)
56 Doug Williams (9/28/1980 at Tampa Bay Buccaneers)
56 Michael Vick (9/9/2012 vs. Philadelphia Eagles)

Most Completions

41 Dak Prescott (10/4/2020 at Dallas Cowboys)
38 Matt Ryan (11/11/2018 vs. Atlanta Falcons)

- 38 Tommy Kramer (12/14/1980 at Minnesota Vikings)
 37 Drew Brees (10/24/2010 at New Orleans Saints)
 37 Joe Burrow (9/17/2020 vs. Cincinnati Bengals)

Most Yards

- 502 Dak Prescott (10/4/2020 at Dallas Cowboys)
 456 Tommy Kramer (12/14/1980 at Minnesota Vikings)
 447 Jay Cutler (11/6/2008 vs. Denver Broncos)
 437 Derek Carr (9/30/2018 at Oakland Raiders)
 422 Matthew Stafford (11/22/2009 at Detroit Lions)

Highest Completion Percentage

- 90.0 Ken Anderson (12/16/1979 at Cincinnati Bengals) (9-10)
 88.2 Bart Starr (10/15/1961 vs. Green Bay Packers) (15-17)
 87.5 Terry Bradshaw (10/5/1975 vs. Pittsburgh Steelers) (7-8)

Longest Completions (Yards)

- 99t George Izo (9/15/1963 vs. Washington Redskins) (to Bobby Mitchell)
 93t Jay Cutler (11/6/2008 vs. Denver Broncos) (to Eddie Royal)
 92t Milt Plum (11/15/1964 vs. Detroit Lions) (to Dan Lewis)

Most Touchdown Passes

- 6 Charley Johnson (9/26/1965 vs. St. Louis Cardinals)
 6 Carson Palmer (9/16/2007 vs. Cincinnati Bengals)

Most Interceptions

- 7 Ty Detmer (9/23/2001 vs. Detroit Lions)
 5 six times, most recently: Mark Malone (9/20/1987 vs. Pittsburgh Steelers)

Most Attempts, Without An Interception

- 61 Joe Burrow (9/17/2020 vs. Cincinnati Bengals)

RECEIVING

Most Receptions

- 14 Marvin Harrison (12/26/1999 vs. Indianapolis Colts) (138 yards)
 14 Bobby Engram (11/4/2007 vs. Seattle Seahawks) (OT) (139 yards)
 14 Brandon Myers (12/2/2012 at Oakland Raiders) (130 yards)
 13 Terry Glenn (10/3/1999 vs. New England Patriots) (214 yards)
 13 Antonio Brown (1/3/2016 vs. Pittsburgh Steelers) (187 yards)

Most Yards

- 235 Buddy Dial (10/22/1961 at Pittsburgh Steelers)
 222 Terrell Owens (10/3/2010 vs. Cincinnati Bengals)
 214 Terry Glenn (10/3/1999 vs. New England Patriots)

Average Gain (Yards)

- 48.0 John Gilliam (10/26/1969 vs. St. Louis Cardinals) (4 catches for 192 yards)

Longest Gain (Yards)

- 99t Bobby Mitchell (9/15/1963 vs. Washington Redskins) (from George Izo)

Touchdowns

- 3 By 18 players, most recently: Martellus Bennett (10/9/2016 vs. New England Patriots)

INTERCEPTIONS

Most Interceptions

- 3 By 13 players, most recently: Kevin Byard (10/22/2017 vs. Tennessee Titans)

Interception Yardage

- 125 Ken Easley (12/20/1981 at Seattle Seahawks) (2 returns)
 115 Larry Wilson (12/19/1965 at St. Louis Cardinals) (3 returns)
 106 Ed Reed (11/7/2004 at Baltimore Ravens) (1 return)

Average Gain (minimum 2 interceptions)

- 62.5 Ken Easley (12/20/1981 at Seattle Seahawks) (2 returns)
 48.5 Rod Hood (12/2/2007 at Arizona Cardinals) (2 returns)

Longest Interception Returns

- 106t Ed Reed (11/7/2004 at Baltimore Ravens)
 97t Jordan Babineaux (10/2/2011 vs. Tennessee Titans)
 96t Larry Wilson (12/19/1965 at St. Louis Cardinals)

- 93t Randy Gradishar (10/5/1980 vs. Denver Broncos)
 85 Ray Clayborn (10/7/1984 vs. New England Patriots)

Touchdowns

- 1 87 times, most recently: Jermaine Johnson (12/28/2023 vs. New York Jets)

PUNTING

Most Punts

- 11 five times, most recently: Kelly Goodburn (11/19/1989 vs. Kansas City Chiefs(OT))

Most Yards

- 491 Ray Guy (11/18/1973 at Oakland Raiders)
 460 Blake Gillikin (11/5/2023 vs. Arizona Cardinals)
 448 Trenton Gill (12/17/2023 vs. Chicago Bears)

Highest Average (minimum 4 punts)

- 58.6 Ethan Evans(12/3/2023 at Los Angeles Rams)(5 for 293 yards)
 57.5 Bobby Joe Green (11/20/1960 at Pittsburgh Steelers) (4 for 230 yards)

Longest (Yards)

- 78 Ed Brown (10/28/1962 at Pittsburgh Steelers)
 75 Verl Lillywhite (9/30/1951 at San Francisco 49ers)
 75 Bobby Joe Green (11/20/1960 at Pittsburgh Steelers)

PUNT RETURNS

Most Returns

- 9 Andre Hastings (11/13/1995 at Pittsburgh Steelers)
 8 Ron Fellows (11/25/1982 at Dallas Cowboys)
 8 Fulton Walker (11/16/1986 at Los Angeles Raiders)

Most Yards

- 141 Bob Hayes (12/24/1967 at Dallas Cowboys)
 131 Andre Hastings (11/13/1995 at Pittsburgh Steelers)
 126 T.J. Houshmandzadeh (11/25/2001 vs. Cincinnati Bengals)

Highest Average (minimum 3 returns)

- 36.7 Billy Johnson (10/16/1977 at Houston Oilers) (3 returns)
 31.3 Troy Brown (12/9/2001 at New England Patriots) (4 returns)

Longest Punt Returns

- 94t Nate Burleson (11/4/2007 vs. Seattle Seahawks)
 91t Keith Moody (10/23/1977 at Buffalo Bills)
 87t Billy Johnson (10/16/1977 at Houston Oilers)

Touchdowns

- 2 Rick Upchurch (9/26/1976 at Denver Broncos)

KICKOFF RETURNS

Most Returns

- 9 Josh Scobey (11/16/2003 vs. Arizona Cardinals)
 7 Curtis Duncan (11/22/1987 at Houston Oilers)
 7 Dante Hall (9/8/2002 vs. Kansas City Chiefs)
 7 J.R. Reed (10/24/2004 vs. Philadelphia Eagles)
 7 J.J. Moses (1/2/2005 at Houston Texans)
 7 Mark Bradley (12/20/2009 at Kansas City Chiefs)

Most Yards

- 212 Isiah Rodgers (10/11/2020 vs. Indianapolis Colts)
 197 Rick Upchurch (10/19/1975 at Denver Broncos)
 195 Clarence Childs (12/4/1966 vs. New York Giants)

Highest Average (minimum 2 returns)

- 86.0 Travis Williams (11/12/1967 at Green Bay Packers) (2 returns)
 69.0 Jacoby Ford (10/16/2011 at Oakland Raiders) (2 returns)

Longest Kickoff Returns

- 105t Tim Brown (9/17/1961 at Philadelphia Eagles)
 101t Jacoby Ford (10/16/2011 at Oakland Raiders)
 101t Isiah Rodgers (10/11/2020 vs. Indianapolis Colts)
 99t Justin Miller (10/29/2006 vs. New York Jets)
 98t Leodis McKelvin (11/17/2008 at Buffalo Bills)

Touchdowns

- 2 Travis Williams (11/12/1967 at Green Bay Packers)

YEAR-BY-YEAR LEADERS

SCORING

YEAR	PLAYER	TD	PAT	FG	2-PT	TOTAL	YEAR	PLAYER	TD	PAT	FG	2-PT	TOTAL
1950	LOU GROZA	1	29-29	13-19	0	74	1986	MATT BAHR	0	30-30	20-26	0	90
1951	LOU GROZA	0	43-43	10-23	0	73	1987	JEFF JAEGER*	0	33-34	14-22	0	75
1952	LOU GROZA	0	32-32	19-33	0	89	1988	MATT BAHR	0	32-33	24-29	0	104
1953	LOU GROZA	0	39-40	23-26	0	108	1989	MATT BAHR	0	40-40	16-24	0	88
1954	LOU GROZA	0	37-38	16-24	0	85	1990	JERRY KAURIC*	0	24-27	14-20	0	66
1955	LOU GROZA	0	44-45	11-22	0	77	1991	MATT STOVER	0	33-34	16-22	0	81
1956	LOU GROZA	0	18-18	11-20	0	51	1992	MATT STOVER	0	29-30	21-29	0	92
1957	LOU GROZA\$	0	32-32	15-22	0	77	1993	MATT STOVER	0	36-36	16-22	0	84
1958	JIM BROWN\$	18	0-0	0-0	0	108	1994	MATT STOVER	0	32-32	26-28	0	110
1959	JIM BROWN	14	0-0	0-0	0	84	1995	MATT STOVER	0	26-26	29-33	0	113
1960	SAM BAKER	0	44-46	12-20	0	80	1999	TERRY KIRBY	9	0-0	0-0	0	54
1961	LOU GROZA	0	37-38	16-23	0	85	2000	PHIL DAWSON	0	17-17	14-17	0	59
1962	JIM BROWN	18	0-0	0-0	0	108	2001	PHIL DAWSON	0	29-30	22-25	0	95
1963	JIM BROWN	15	0-0	0-0	0	90	2002	PHIL DAWSON	0	34-35	22-28	0	100
1964	LOU GROZA	0	49-50	22-33	0	115	2003	PHIL DAWSON	0	20-21	18-21	0	74
1965	JIM BROWN	21	0-0	0-0	0	126	2004	PHIL DAWSON	0	28-28	24-29	0	100
1966	LEROY KELLY	16	0-0	0-0	0	96	2005	PHIL DAWSON	0	19-21	27-29	0	100
1967	LEROY KELLY	13	0-0	0-0	0	78	2006	PHIL DAWSON	0	25-25	21-29	0	88
1968	LEROY KELLY	20	0-0	0-0	0	120	2007	PHIL DAWSON	0	42-43	26-30	0	120
1969	DON COCKROFT	0	45-45	12-23	0	81	2008	PHIL DAWSON	0	30-36	18-18	0	108
1970	DON COCKROFT	0	34-35	12-22	0	70	2009	PHIL DAWSON	0	18-19	17-19	0	69
1971	DON COCKROFT	0	34-34	15-28	0	79	2010	PHIL DAWSON	0	28-28	23-28	0	97
1972	DON COCKROFT	0	28-29	22-27	0	94	2011	PHIL DAWSON	0	20-20	24-29	0	92
1973	DON COCKROFT	0	24-24	22-31	0	90	2012	PHIL DAWSON	0	29-29	29-31	0	116
1974	DON COCKROFT	0	29-30	14-16	0	71	2013	BILLY CUNDIFF	0	32-32	21-26	0	95
1975	DON COCKROFT	0	21-24	17-23	0	72	2014	BILLY CUNDIFF	0	28-28	22-29	0	94
1976	DON COCKROFT	0	27-30	15-28	0	72	2015	TRAVIS COONS	0	22-24	28-32	0	106
1977	DON COCKROFT	0	30-31	17-23	0	81	2016	CODY PARKEY	0	20-21	20-25	0	80
1978	DON COCKROFT	0	37-40	19-28	0	94	2017	ZANE GONZALEZ*0	0	25-26	15-20	0	70
1979	DON COCKROFT	0	38-43	17-29	0	89	2018	GREG JOSEPH*	0	25-29	17-20	0	76
1980	DON COCKROFT	0	39-44	16-26	0	87	2019	AUSTIN SEIBERT*0	0	30-35	25-29	0	105
1981	MATT BAHR	0	22-22	13-20	0	61	2020	CODY PARKEY	0	41-47	19-22	0	100
1982	MATT BAHR	0	17-17	7-15	0	38	2021	CHASE MCLAUGHLIN	0	36-37	15-21	0	81
1983	MATT BAHR	0	38-40	21-24	0	101	2022	CADE YORK*	0	35-37	24-32	0	107
1984	MATT BAHR	0	25-25	24-32	0	97	2023	DUSTIN HOPKINS	0	24-26	33-36	0	123
1985	MATT BAHR	0	35-35	14-18	0	77							

*Denotes rookie #Denotes led NFL \$Denotes tied for NFL lead

COMMUNITY

STAFF

PLAYERS

2023 SEASON

HISTORY

RECORDS

GAME DAY

RUSHING YARDS

YEAR	PLAYER	NO	YARDS	AVG	LG	TD
1950	MARION MOTLEY#	140	810	5.8	69t	3
1951	DUB JONES	104	492	4.7	43t	7
1952	MARION MOTLEY	104	444	4.3	59	1
1953	RAY RENFRO	60	352	5.9	58t	4
1954	MAURICE BASSETT*	144	588	4.1	22	6
1955	FRED MORRISON	156	824	5.3	56	3
1956	PRESTON CARPENTER*	188	756	4.0	30	0
1957	JIM BROWN*#	202	942	4.7	69t	9
1958	JIM BROWN#	257	1,527	5.9	65t	17
1959	JIM BROWN#	290	1,329	4.6	70t	14
1960	JIM BROWN#	215	1,257	5.8	71t	9
1961	JIM BROWN#	305	1,408	4.6	38	8
1962	JIM BROWN	230	996	4.3	31	13
1963	JIM BROWN#	291	1,863	6.4	80t	12
1964	JIM BROWN#	280	1,446	5.2	71	7
1965	JIM BROWN#	289	1,544	5.3	67	17
1966	LEROY KELLY	209	1,141	5.5	70t	15
1967	LEROY KELLY	235	1,205	5.1	42t	11
1968	LEROY KELLY#	248	1,239	5.0	65	16
1969	LEROY KELLY	196	817	4.2	31	9
1970	LEROY KELLY	206	656	3.2	33t	6
1971	LEROY KELLY	234	865	3.7	35	10
1972	LEROY KELLY	224	811	3.6	18	4
1973	KEN BROWN	161	537	3.3	17	0
1974	GREG PRUITT	126	540	4.3	54	3
1975	GREG PRUITT	217	1,067	4.9	50	8
1976	GREG PRUITT	209	1,000	4.8	64	4
1977	GREG PRUITT	236	1,086	4.6	78t	3
1978	GREG PRUITT	176	960	5.5	70t	3
1979	MIKE PRUITT	264	1,294	4.9	77t	9
1980	MIKE PRUITT	249	1,034	4.2	56t	6
1981	MIKE PRUITT	247	1,103	4.5	21	7
1982	MIKE PRUITT	143	516	3.6	17	3
1983	MIKE PRUITT	293	1,184	4.0	27	10
1984	BOYCE GREEN	202	673	3.3	29	0
1985	KEVIN MACK	222	1,104	5.0	61	7
1986	KEVIN MACK	174	665	3.8	20	10
1987	KEVIN MACK	201	735	3.7	22t	5
1988	EARNEST BYNER	157	576	3.7	27t	3
1989	ERIC METCALF*	187	633	3.4	43t	6
1990	KEVIN MACK	158	702	4.4	26	5
1991	KEVIN MACK	197	726	3.7	51t	8
1992	KEVIN MACK	169	543	3.2	37	6
1993	TOMMY VARDELL	171	644	3.8	54	3
1994	LEROY HOARD	209	890	4.3	39	5
1995	LEROY HOARD	136	547	4.0	25	0
1999	TERRY KIRBY	130	452	3.5	28	6
2000	TRAVIS PRENTICE*	173	512	3.0	17	7
2001	JAMES JACKSON*	195	554	2.8	22	2
2002	WILLIAM GREEN*	243	887	3.7	64t	6
2003	WILLIAM GREEN	142	559	3.9	26	1
2004	LEE SUGGS	199	744	3.7	39	2
2005	REUBEN DROUGHNS	309	1,232	4.0	75t	2
2006	REUBEN DROUGHNS	220	758	3.4	22	4
2007	JAMAL LEWIS	298	1,304	4.4	66t	9
2008	JAMAL LEWIS	279	1,002	3.6	29	4
2009	JEROME HARRISON	194	862	4.4	71t	5
2010	PEYTON HILLIS	270	1,177	4.4	48	11
2011	PEYTON HILLIS	161	587	3.6	24t	3
2012	TRENT RICHARDSON*	267	950	3.6	32t	11
2013	WILLIS MCGAHEE	138	377	2.7	16	2
2014	TERRANCE WEST*	171	673	3.9	36	4
2015	ISAIAH CROWELL	185	706	3.8	54	4
2016	ISAIAH CROWELL	198	952	4.8	85t	7
2017	ISAIAH CROWELL	206	853	4.1	59	2
2018	NICK CHUBB*	192	996	5.2	92t	8
2019	NICK CHUBB	298	1,494	5.0	88t	8
2020	NICK CHUBB	190	1,067	5.6	59	12
2021	NICK CHUBB	228	1,259	5.5	70t	8
2022	NICK CHUBB	302	1,525	5.0	41t	12
2023	JEROME FORD	204	813	4.0	69t	4

*Denotes rookie #Denotes led NFL \$Denotes tied for NFL lead

PASSING YARDS

YEAR	PLAYER	ATT	COMP	PCT	YARDS	TD	INT	QB RATING
1950	OTTO GRAHAM	253	137	54.2	1,943	14	20	64.7
1951	OTTO GRAHAM	265	147	55.5	2,205	17	16	79.2
1952	OTTO GRAHAM#	364	181	49.7	2,816	20	24	66.6
1953	OTTO GRAHAM#	258	167	64.7	2,722	11	9	99.7
1954	OTTO GRAHAM	240	142	59.2	2,092	11	17	73.5
1955	OTTO GRAHAM	185	98	53.0	1,721	15	8	94.0
1956	TOM O'CONNELL	96	42	43.8	551	4	8	41.6
1957	TOM O'CONNELL	110	63	57.3	1,229	9	8	93.3
1958	MILT PLUM	189	102	54.0	1,619	11	11	77.9
1959	MILT PLUM	266	156	58.6	1,992	14	8	87.2
1960	MILT PLUM	250	151	60.4	2,297	21	5	110.4
1961	MILT PLUM	302	177	58.6	2,416	18	10	90.3
1962	FRANK RYAN	194	112	57.7	1,541	10	7	85.4
1963	FRANK RYAN	256	135	52.7	2,038	25	13	90.6
1964	FRANK RYAN	334	174	52.1	2,404	25	19	76.7
1965	FRANK RYAN	243	119	49.0	1,751	18	13	75.3
1966	FRANK RYAN	382	200	52.4	2,974	29	14	88.2
1967	FRANK RYAN	280	136	48.6	2,026	20	16	72.7
1968	BILL NELSEN	293	152	51.9	2,366	19	10	86.4
1969	BILL NELSEN	352	190	54.0	2,743	23	19	78.8
1970	BILL NELSEN	313	159	50.8	2,156	16	16	68.9
1971	BILL NELSEN	325	174	53.5	2,319	13	23	60.3
1972	MIKE PHIPPS	305	144	47.2	1,994	13	16	61.0
1973	MIKE PHIPPS	299	148	49.5	1,719	9	20	49.4
1974	MIKE PHIPPS	256	117	45.7	1,384	9	17	46.7
1975	MIKE PHIPPS	313	162	51.8	1,749	4	19	47.5
1976	BRIAN SIPE	312	178	57.1	2,113	17	14	77.3
1977	BRIAN SIPE	195	112	57.4	1,233	9	14	61.8
1978	BRIAN SIPE	399	222	55.6	2,906	21	15	80.7
1979	BRIAN SIPE	535	286	53.5	3,793	28	26	73.4
1980	BRIAN SIPE	554	337	60.8	4,132	30	14	91.4
1981	BRIAN SIPE	567	313	55.2	3,876	17	25	68.2
1982	BRIAN SIPE	185	101	54.6	1,064	4	8	60.7
1983	BRIAN SIPE	496	291	58.7	3,566	26	23	79.1
1984	PAUL MCDONALD	493	271	55.0	3,472	14	23	67.3
1985	BERNIE KOSAR*	248	124	50.0	1,578	8	7	69.3
1986	BERNIE KOSAR	531	310	58.4	3,854	17	10	83.8
1987	BERNIE KOSAR	389	241	62.0	3,033	22	9	95.4
1988	BERNIE KOSAR	259	156	60.2	1,890	10	7	84.3
1989	BERNIE KOSAR	513	303	59.1	3,533	18	14	80.3
1990	BERNIE KOSAR	423	230	54.4	2,562	10	15	65.7
1991	BERNIE KOSAR	494	307	62.1	3,487	18	9	87.8
1992	MIKE TOMCZAK	211	120	56.9	1,693	7	7	80.1
1993	VINNY TESTAVERDE	230	130	56.5	1,797	14	9	85.7
1994	VINNY TESTAVERDE	376	207	55.1	2,575	16	18	70.7
1995	VINNY TESTAVERDE	392	241	61.5	2,883	17	10	87.8
1999	TIM COUCH*	399	223	55.9	2,447	15	13	73.2
2000	TIM COUCH	215	137	63.7	1,483	7	9	77.3
2001	TIM COUCH	454	272	59.9	3,040	17	21	73.1
2002	TIM COUCH	443	273	61.6	2,842	18	18	76.8
2003	KELLY HOLCOMB	302	193	63.9	1,797	10	12	74.6
2004	JEFF GARCIA	252	144	57.1	1,731	10	9	76.7
2005	TRENT DILFER	333	199	59.8	2,321	11	12	76.9
2006	CHARLIE FRYE	393	252	64.1	2,454	10	17	72.0
2007	DEREK ANDERSON	527	298	56.5	3,787	29	19	82.5
2008	DEREK ANDERSON	283	142	50.2	1,615	9	8	66.5
2009	BRADY QUINN	256	136	53.1	1,339	8	7	67.2
2010	COLT MCCOY*	222	135	60.8	1,576	6	9	74.5
2011	COLT MCCOY	463	265	57.2	2,733	14	11	74.6
2012	BRANDON WEEDEN*	517	297	57.4	3,385	14	17	72.6
2013	JASON CAMPBELL	317	180	56.8	2,015	11	8	76.9
2014	BRIAN HOYER	438	242	55.3	3,326	12	13	76.5
2015	JOSH McCOWN	292	186	63.7	2,109	12	4	93.3
2016	CODY KESSLER*	195	128	65.6	1,380	6	2	92.3
2017	DeSHONE KIZER*	476	255	53.6	2,894	11	22	60.5
2018	BAKER MAYFIELD*	486	310	63.8	3,725	27	14	93.7
2019	BAKER MAYFIELD	534	317	59.4	3,827	22	21	78.8
2020	BAKER MAYFIELD	486	305	62.8	3,563	26	8	95.9
2021	BAKER MAYFIELD	418	253	60.5	3,010	17	13	83.1
2022	JACOBY BRISSETT	309	236	64.0	2,608	12	6	88.9
2023	JOE FLACCO	204	123	60.3	1,616	13	8	90.2

*Denotes rookie #Denotes led NFL \$Denotes tied for NFL lead

RECEPTIONS

YEAR	PLAYER	NO	YARDS	AVG	LG	TD	YEAR	PLAYER	NO	YARDS	AVG	LG	TD
1950	MAC SPEEDIE	42	548	13.0	45	1	1986	BRIAN BRENNAN	55	838	15.2	57T	6
1951	DANTE LAVELLI	43	586	13.6	47	6	1987	EARNEST BYNER	52	552	10.6	37	2
1952	MAC SPEEDIE#	62	911	14.7	50	5	1988	EARNEST BYNER	59	576	9.8	39T	2
1953	DANTE LAVELLI	45	783	17.4	55T	6	1989	WEBSTER SLAUGHTER	65	1,236	19.0	97T	6
1954	DANTE LAVELLI	47	802	17.1	64	7	1990	WEBSTER SLAUGHTER	59	847	14.4	50	4
1955	DARREL BREWSTER	34	622	18.3	41T	6	1991	WEBSTER SLAUGHTER	64	906	14.2	62T	3
1956	DARREL BREWSTER	28	417	14.9	41	1	1992	MICHAEL JACKSON	47	755	16.1	69T	7
1957	DARREL BREWSTER	30	614	20.5	56	2	1993	ERIC METCALF	63	539	8.6	49T	2
1958	PRESTON CARPENTER	29	474	16.3	74	1	1994	DERRICK ALEXANDER*	48	828	17.3	81T	2
1959	BILLY HOWTON	39	510	13.1	36T	1	1995	EARNEST BYNER	61	494	8.1	29T	2
1960	BOBBY MITCHELL	45	612	13.6	69T	6	1999	KEVIN JOHNSON *	66	986	14.9	64T	8
1961	RAY RENFRO	48	834	17.4	57	6	2000	KEVIN JOHNSON	57	669	11.7	79	0
1962	JIM BROWN	47	517	11.0	53T	5	2001	KEVIN JOHNSON	84	1,097	13.1	55T	9
1963	GARY COLLINS	43	674	15.7	49T	13	2002	KEVIN JOHNSON	67	703	10.5	30T	4
1964	PAUL WARFIELD*	52	920	17.7	62T	9	2003	DENNIS NORTHCUTT	62	729	11.8	44	2
1965	GARY COLLINS	50	884	17.7	67	10	2004	DENNIS NORTHCUTT	55	806	14.7	58T	2
1966	GARY COLLINS	56	946	16.9	54	12	2005	ANTONIO BRYANT	69	1,009	14.6	54	4
1967	ERNIE GREEN	39	369	9.5	41T	2	2006	KELLEN WINSLOW	89	875	9.8	40	3
1968	PAUL WARFIELD	50	1,067	21.3	65T	12	2007	KELLEN WINSLOW	82	1,106	13.5	49	5
1969	GARY COLLINS	54	786	14.6	48T	11	2008	BRAYLON EDWARDS	55	877	15.9	70	3
1970	BO SCOTT	40	351	8.8	24	4	2009	JEROME HARRISON	34	220	6.5	18	2
1971	FAIR HOOKER	45	649	14.4	48	1		MOHAMED MASSAQUOI*	34	624	18.4	59T	3
1972	FRANK PITTS	36	620	17.2	80T	8	2010	BENJAMIN WATSON	68	763	11.2	44	3
1973	FRANK PITTS	31	317	10.2	26T	4	2011	GREG LITTLE*	61	709	11.6	76T	2
1974	HUGH MCKINNIS	32	258	8.1	55	0	2012	GREG LITTLE	53	647	12.2	43	4
1975	REGGIE RUCKER	60	770	12.8	40T	3	2013	JOSH GORDON	87	1,646	18.9	95T	9
1976	REGGIE RUCKER	49	676	13.8	45	8	2014	ANDREW HAWKINS	63	824	13.1	65	2
1977	CLEO MILLER	41	291	7.1	28	1	2015	GARY BARNIDGE	79	1,043	13.2	40	9
1978	REGGIE RUCKER	43	893	20.8	69T	8	2016	TERRELLE PRYOR SR.	77	1,007	13.1	54	4
1979	DAVE LOGAN	59	982	16.6	46	7	2017	DUKE JOHNSON JR.	74	693	9.4	41T	3
1980	MIKE PRUITT	63	471	7.5	28	0	2018	JARVIS LANDRY	81	976	12.0	51T	4
1981	OZZIE NEWSOME	69	1,002	14.5	62	6	2019	JARVIS LANDRY	83	1,174	14.1	64	6
1982	OZZIE NEWSOME	49	633	12.9	54	3	2020	JARVIS LANDRY	72	840	11.7	32	3
1983	OZZIE NEWSOME	89	970	10.9	66T	6	2021	JARVIS LANDRY	52	570	11.0	38	2
1984	OZZIE NEWSOME	89	1,001	11.2	52	5	2022	AMARI COOPER	78	1,160	14.9	55	9
1985	OZZIE NEWSOME	62	711	11.5	38	5	2023	DAVID NJOKU	81	882	10.9	43	6

*Denotes rookie #Denotes led NFL \$Denotes tied for NFL lead

RECEIVING YARDS

YEAR	PLAYER	NO	YARDS	AVG	LG	TD	YEAR	PLAYER	NO	YARDS	AVG	LG	TD
1950	DANTE LAVELLI	37	565	15.3	43	5	1986	BRIAN BRENNAN	55	838	15.2	57T	6
1951	MAC SPEEDIE	34	589	17.3	51	3	1987	WEBSTER SLAUGHTER	47	806	17.1	54T	7
1952	MAC SPEEDIE	62	911	14.7	50	5	1988	REGGIE LANGHORNE	57	780	13.7	77T	7
1953	DANTE LAVELLI	45	783	17.4	55T	6	1989	WEBSTER SLAUGHTER	65	1,236	19.0	97T	6
1954	DANTE LAVELLI	47	802	17.1	64	7	1990	WEBSTER SLAUGHTER	59	847	14.4	50	4
1955	DARREL BREWSTER	34	622	18.3	41T	6	1991	WEBSTER SLAUGHTER	64	906	14.2	62T	3
1956	DARREL BREWSTER	28	417	14.9	41	1	1992	MICHAEL JACKSON	47	755	16.1	69T	7
1957	DARREL BREWSTER	30	614	20.5	56	2	1993	MICHAEL JACKSON	41	756	18.4	62T	8
1958	RAY RENFRO	24	573	23.9	52	6	1994	DERRICK ALEXANDER*	48	828	17.3	81T	2
1959	RAY RENFRO	30	528	17.6	70T	6	1995	KEENAN MCCARDELL	56	709	12.7	36	4
1960	GERN NAGLER	36	616	17.1	53T	3	1999	KEVIN JOHNSON*	66	986	14.9	64T	8
1961	RAY RENFRO	48	834	17.4	57	6	2000	KEVIN JOHNSON	57	669	11.7	79	0
1962	RICH KREITLING	44	659	15.0	53	3	2001	KEVIN JOHNSON	84	1,097	13.1	55T	9
1963	GARY COLLINS	43	674	15.7	49T	13	2002	QUINCY MORGAN	56	964	17.2	78T	7
1964	PAUL WARFIELD*	52	920	17.7	62T	9	2003	DENNIS NORTHCUTT	62	729	11.8	44	2
1965	GARY COLLINS	50	884	17.7	67	10	2004	DENNIS NORTHCUTT	55	806	14.7	58T	2
1966	GARY COLLINS	56	946	16.9	54	12	2005	ANTONIO BRYANT	69	1,009	14.6	54	4
1967	PAUL WARFIELD	32	702	21.9	49T	8	2006	BRAYLON EDWARDS	61	884	14.5	75	6
1968	PAUL WARFIELD	50	1,067	21.3	65T	12	2007	BRAYLON EDWARDS	80	1,289	16.1	78T	16
1969	PAUL WARFIELD	42	886	21.1	82T	10	2008	BRAYLON EDWARDS	55	877	15.9	70	3
1970	MILT MORIN	37	611	16.5	36	1	2009	MOHAMED MASSAQUOI*	34	624	18.4	59T	3
1971	FAIR HOOKER	45	649	14.4	48	1	2010	BENJAMIN WATSON	68	763	11.2	44	3
1972	FRANK PITTS	36	620	17.2	80T	8	2011	GREG LITTLE*	61	709	11.6	76T	2
1973	MILT MORIN	26	417	16.0	51T	1	2012	JOSH GORDON*	50	805	16.1	71T	5
1974	STEVE HOLDEN	30	452	15.1	53	3	2013	JOSH GORDON\$	87	1,646	18.9	95T	9
1975	REGGIE RUCKER	60	770	12.8	40T	3	2014	ANDREW HAWKINS	63	824	13.1	65	2
1976	REGGIE RUCKER	49	676	13.8	45	8	2015	GARY BARNIDGE	79	1,043	13.2	40	9
1977	REGGIE RUCKER	36	565	15.7	40	2	2016	TERRELLE PRYOR SR.	77	1,007	13.1	54	4
1978	REGGIE RUCKER	43	893	20.8	69T	8	2017	DUKE JOHNSON JR.	74	693	9.4	41T	3
1979	DAVE LOGAN	59	982	16.6	46	7	2018	JARVIS LANDRY	81	976	12.0	51T	4
1980	DAVE LOGAN	51	822	16.1	65	4	2019	JARVIS LANDRY	83	1,147	14.1	64	6
1981	OZZIE NEWSOME	69	1,002	14.5	62	6	2020	JARVIS LANDRY	72	840	11.7	32	3
1982	OZZIE NEWSOME	49	633	12.9	54	3	2021	JARVIS LANDRY	52	570	11.0	38	2
1983	OZZIE NEWSOME	89	970	10.9	66T	6	2022	AMARI COOPER	78	1,160	14.9	55	9
1984	OZZIE NEWSOME	89	1,001	11.2	52	5	2023	AMARI COOPER	72	1,250	17.4	75T	5
1985	OZZIE NEWSOME	62	711	11.5	38	5							

*Denotes rookie #Denotes led NFL \$Denotes tied for NFL lead

INTERCEPTIONS

YEAR	PLAYER	NO	YARDS	AVG	LG	TD	YEAR	PLAYER	NO	YARDS	AVG	LG	TD
1950	TOMMY JAMES	9	69	7.7	34	0	1990	FELIX WRIGHT	3	56	18.7	36	0
1951	WARREN LAHR	5	95	19.0	29	2	1991	STEPHEN BRAGGS	3	15	5.0	15	0
1952	BERT RECHICHAR*	6	79	13.2	25	0	1992	VINCE NEWSOME	3	55	18.3	29	0
1953	WARREN LAHR	5	119	23.8	42	0	1993	ERIC TURNER	5	25	5.0	19	0
1954	KEN KONZ	7	133	19.0	54T	2	1994	ERIC TURNER\$	9	199	22.1	93T	1
1955	CHUCK NOLL	5	74	14.8	24	1	1995	STEVON MOORE	5	55	11.0	28	0
1956	DON PAUL	7	190	27.1	42	1	1999	MARQUEZ POPE	2	15	7.5	13	0
1957	DON PAUL	4	28	7.0	12	0	2000	COREY FULLER	3	0	0.0	0	0
1958	KEN KONZ	4	123	30.8	46T	1	2001	ANTHONY HENRY*\$	10	177	17.7	97T	1
1959	BERNIE PARRISH	5	83	16.6	37T	1	2002	EARL LITTLE	4	17	4.3	7	0
1960	BOBBY FRANKLIN*	8	131	16.4	37T	2	2003	EARL LITTLE	6	41	6.8	21	0
1961	BERNIE PARRISH	7	40	5.7	15	0	2004	ANTHONY HENRY	4	83	20.8	51	0
1962	ROSS FICHTNER	7	76	10.9	31	0	2005	BRIAN RUSSELL	3	50	16.7	37	0
1963	VINCE COSTELLO	7	118	16.9	31	0	2006	DAVEN HOLLY	5	127	25.4	57T	1
1964	BERNIE PARRISH	4	98	24.5	54T	1		SEAN JONES	5	46	9.2	19	0
1965	LARRY BENZ	5	78	15.6	31	0	2007	LEIGH BODDEN	6	75	12.5	26	0
1966	ROSS FICHTNER	8	152	19.0	58	1	2008	BRANDON MCDONALD	5	146	29.2	98	1
	MIKE HOWELL	8	62	7.7	29	0	2009	BRODNEY POOL	4	33	8.3	32	0
1967	ROSS FICHTNER	4	113	28.3	88	0		ERIC WRIGHT	4	74	18.5	47	0
1968	BEN DAVIS	8	162	20.3	44	0	2010	JOE HADEN*	6	101	16.8	62	0
1969	MIKE HOWELL	6	21	3.5	11	0	2011	MIKE ADAMS	3	33	11.0	29	0
1970	ERICH BARNES	5	85	17.0	38T	1	2012	SHELDON BROWN	3	20	6.7	19T	1
1971	WALT SUMNER	5	35	7.0	25	0		JOE HADEN	3	64	21.3	50	0
1972	THOM DARDEN*	3	64	21.3	20	0		USAMA YOUNG	3	44	14.7	44	0
1973	CLARENCE SCOTT	5	71	14.2	45T	1	2013	TASHAUN GIPSON	5	143	28.6	44T	1
1974	THOM DARDEN	8	105	13.1	31	0	2014	TASHAUN GIPSON	6	158	26.3	62T	1
1975	CHARLIE HALL	2	28	14.0	19	0	2015	KARLOS DANSBY	3	93	13.2	52T	2
1976	THOM DARDEN	7	73	10.4	21	0	2016	BRIEAN BODDY-CALHOUN*	3	94	31.3	67	1
1977	THOM DARDEN	6	107	17.8	49	1		JOE HADEN	3	9	3.0	9	0
1978	THOM DARDEN#	10	200	20.0	46	0		JAMAR TAYLOR	3	43	14.3	29	0
1979	THOM DARDEN	5	125	25.0	39T	1	2017	JASON MCCOURTY	3	59	19.7	56T	1
1980	RON BOLTON	6	62	10.3	29	0	2018	DAMARIOUS RANDALL	4	59	14.8	50	0
1981	CLARENCE SCOTT	4	46	11.5	26	0	2019	JOE SCHOBERT	4	24	6.0	20	0
1982	HANFORD DIXON	4	22	5.5	22	0	2020	B.J. GOODSON	2	7	3.5	7	0
1983	TOM COUSINEAU	4	47	11.8	15	0		M.J. STEWART	2	51	25.5	30	0
1984	AL GROSS	5	103	20.6	47	0		DENZEL WARD	2	0	0.0	0	0
1985	AL GROSS	5	109	21.8	37T	1	2021	JOHN JOHNSON III	3	31	10.3	31	0
1986	HANFORD DIXON	5	35	7.0	19	0		DENZEL WARD	3	103	34.3	99T	1
1987	FELIX WRIGHT	4	152	38.0	68	1	2022	GRANT DELPIT	4	36	9.0	40	0
1988	FELIX WRIGHT	5	126	25.2	53	0	2023	MARTIN EMERSON JR.	4	25	6.3	14	0
1989	FELIX WRIGHT#	9	91	10.1	27T	1							

*Denotes rookie #Denotes led NFL \$Denotes tied for NFL lead

SACKS

YEAR	PLAYER	NO
1982	CHIP BANKS*	5.5
1983	CLAY MATTHEWS	6.0
1984	REGGIE CAMP	14.0
1985	CHIP BANKS	11.0
1986	CARL HAIRSTON	9.0
1987	CARL HAIRSTON	8.0
1988	CLAY MATTHEWS	6.0
1989	AL BAKER	7.5
1990	MICHAEL DEAN PERRY	11.5
1991	MICHAEL DEAN PERRY	8.5
1992	ROB BURNETT	9.0
1993	ANTHONY PLEASANT	11.0
1994	ROB BURNETT	10.0
1995	ANTHONY PLEASANT	8.0
1999	JOHN THIERRY	7.0
2000	KEITH MCKENZIE	8.5
2001	JAMIR MILLER	13.0
2002	MARK WORD	8.0
2003	KENARD LANG	8.0
2004	EBENEZER EKUBAN	8.0
2005	ALVIN MCKINLEY	5.0
2006	KAMERION WIMBLEY*	11.0
2007	KAMERION WIMBLEY	5.0
2008	SHAUN ROGERS	4.5
2009	KAMERION WIMBLEY	6.5
2010	MARCUS BERNARD	7.5
2011	JABAAL SHEARD*	8.5
2012	JABAAL SHEARD	7.0
2013	JABAAL SHEARD	5.5
2014	PAUL KRUGER	11.0
2015	DESMOND BRYANT	6.0
2016	EMMANUEL OGBAH*	5.5
2017	MYLES GARRETT*	7.0
2018	MYLES GARRETT	13.5
2019	MYLES GARRETT	10.5
2020	MYLES GARRETT	12.0
2021	MYLES GARRETT	16.0
2022	MYLES GARRETT	16.0
2023	MYLES GARRETT	14.0

SPECIAL TEAMS TACKLES

YEAR	PLAYER	NO
1999	TAREK SALEH	23
2000	TAREK SALEH	19
2001	BRANT BOYER	26
2002	BRANT BOYER	33
2003	BARRY GARDNER	22
2004	LEIGH BODDEN	18
2005	SEAN JONES	20
2006	JOSHUA CRIBBS	25
2007	JOSHUA CRIBBS	23
2008	JOSHUA CRIBBS	25
2009	BLAKE COSTANZO	14
2010	T.J. WARD*	18
2011	JOSHUA CRIBBS	14
2012	JOHNSON BADEMOSI*	18
2013	JOHNSON BADEMOSI	17
2014	JOHNSON BADEMOSI	15
2015	JOHNSON BADEMOSI	15
2016	JOE SCHOBERT*	14
2017	DANNY VITALE	9
2018	DERRICK KINDRED	7
	TAVIERRE THOMAS	7
	TANNER VALLEJO	7
2019	KHADAREL HODGE	12
2020	SIONE TAKITAKI	12
2021	MACK WILSON	9
2022	JORDAN KUNASZYK	11
2023	MATTHEW ADAMS	10

*Denotes rookie

PUNTING

YEAR	PLAYER	NO	YARDS	AVG	TB	IN-20	LG	BLOCK
1950	HORACE GILLOM	66	2,849	43.2	5	0	75	1
1951	HORACE GILLOM	73	3,321	45.5	8	0	66	0
1952	HORACE GILLOM	61	2,787	45.7	6	0	73	1
1953	HORACE GILLOM	63	2,760	43.8	4	0	67	0
1954	HORACE GILLOM	52	2,230	42.9	4	0	80	0
1955	HORACE GILLOM	58	2,389	41.2	6	0	56	3
1956	FRED MORRISON	38	1,561	41.1	7	0	70	0
1957	KEN KONZ	61	2,396	39.3	3	0	63	1
1958	DICK DESCHAINE	50	2,063	41.3	1	0	63	0
1959	JUNIOR WREN	27	996	36.9	1	0	55	0
1960	SAM BAKER	55	2,309	42.0	2	0	64	0
1961	SAM BAKER	53	2,296	43.3	5	0	62	0
1962	GARY COLLINS*	45	1,926	42.8	4	0	64	0
1963	GARY COLLINS	54	2,160	40.0	4	0	73	0
1964	GARY COLLINS	48	2,016	42.0	5	0	58	0
1965	GARY COLLINS	65	3,035	46.7	10	0	71	0
1966	GARY COLLINS	57	2,223	39.0	6	0	60	0
1967	GARY COLLINS	57	2,078	36.5	2	0	52	2
1968	DON COCKROFT	61	2,297	37.7	1	0	59	0
1969	DON COCKROFT	57	2,138	37.5	6	0	55	1
1970	DON COCKROFT	71	3,023	42.6	7	0	71	1
1971	DON COCKROFT	62	2,508	40.5	2	0	59	2
1972	DON COCKROFT	81	3,498	43.2	4	0	65	0
1973	DON COCKROFT	82	3,321	40.5	3	0	71	1
1974	DON COCKROFT	90	3,643	40.5	11	0	64	0
1975	DON COCKROFT	82	3,317	40.5	7	0	67	1
1976	DON COCKROFT	64	2,487	38.9	4	8	51	3
1977	GREG COLEMAN	61	2,389	39.2	2	21	58	0
1978	JOHNNY EVANS*	79	3,089	39.1	8	16	65	0
1979	JOHNNY EVANS	69	2,844	41.2	9	7	59	2
1980	JOHNNY EVANS	66	2,530	38.3	7	12	56	0
1981	STEVE COX*	68	2,884	42.4	12	11	66	2
1982	STEVE COX	48	1,887	39.3	6	11	52	1
1983	JEFF GOSSETT	70	2,854	40.8	8	17	60	0
1984	STEVE COX	74	3,213	43.4	8	16	69	2
1985	JEFF GOSSETT	81	3,261	40.3	8	18	64	0
1986	JEFF GOSSETT	83	3,423	41.2	10	21	61	0
1987	JEFF GOSSETT	19	779	41.0	4	3	55	0
1988	MAX RUNAGER	48	1,935	40.3	2	13	52	0
1989	BRYAN WAGNER	97	3,817	39.4	6	32	60	0
1990	BRYAN WAGNER	74	2,879	38.9	2	13	65	4
1991	BRIAN HANSEN	80	3,397	42.5	6	20	65	0
1992	BRIAN HANSEN	74	3,083	41.7	7	28	73	1
1993	BRIAN HANSEN	82	3,632	44.3	10	15	72	2
1994	TOM TUPA	80	3,211	40.1	8	27	65	0
1995	TOM TUPA	65	2,831	43.6	9	18	64	0
1999	CHRIS GARDOCKI	106	4,645	43.8	11	20	61	0
2000	CHRIS GARDOCKI	108	4,919	45.5	5	25	67	0
2001	CHRIS GARDOCKI	99	4,249	42.9	9	25	69	0
2002	CHRIS GARDOCKI	81	3,388	41.8	6	27	59	0
2003	CHRIS GARDOCKI	72	3,019	41.9	10	18	60	0
2004	DERRICK FROST*	85	3,404	40.0	4	24	54	0
2005	KYLE RICHARDSON	78	3,181	40.8	9	22	61	0
2006	DAVE ZASTUDIL	81	3,563	44.0	7	28	61	0
2007	DAVE ZASTUDIL	49	2,046	41.8	4	14	64	0
2008	DAVE ZASTUDIL	75	3,410	45.5	11	23	65	0
2009	DAVE ZASTUDIL	49	2,188	44.7	5	25	60	0
2010	REGGIE HODGES	78	3,424	43.9	5	29	59	0
2011	BRAD MAYNARD	81	3,282	40.5	1	32	63	0
2012	REGGIE HODGES	90	3,766	41.8	4	29	58	0
2013	SPENCER LANNING	84	3,679	43.8	5	28	59	1
2014	SPENCER LANNING	93	4,119	44.3	9	25	59	0
2015	ANDY LEE	70	3,270	46.7	4	25	67	0
2016	BRITTON COLQUITT	83	3,761	45.3	2	22	65	0
2017	BRITTON COLQUITT	80	3,811	47.6	2	24	67	1
2018	BRITTON COLQUITT	83	3,767	45.4	6	32	79	2
2019	JAMIE GILLAN*	63	2,913	46.2	5	28	71	1
2020	JAMIE GILLAN	51	2,244	44.0	3	14	59	0
2021	JAMIE GILLAN	42	1,842	43.9	1	15	65	0
2022	COREY BOJORQUEZ	61	2,959	48.5	7	23	76	0
2023	COREY BOJORQUEZ	87	4,294	49.4	9	31	73	0

*Denotes rookie

PUNT RETURN YARDAGE

YEAR	PLAYER	NO	FC	YARDS	AVG	LG	TD
1950	DON PHELPS*	13	0	174	13.4	54t	1
1951	KEN CARPENTER	14	0	173	12.4	49	0
1952	RAY RENFRO*	22	0	169	7.7	34	0
1953	BILLY REYNOLDS*	18	0	111	6.2	28	0
1954	BILLY REYNOLDS	25	0	138	5.5	39	0
1955	DON PAUL	19	0	148	7.8	60t	1
1956	KEN KONZ	13	0	187	14.4	65t	1
1957	BILLY REYNOLDS	24	0	114	4.8	23	0
1958	BOBBY MITCHELL*	14	0	165	11.8	68t	1
1959	BOBBY MITCHELL	17	0	177	10.4	78t	1
1960	JIM SHOFNER	11	0	105	9.5	36	0
1961	BOBBY MITCHELL	14	2	164	11.7	64t	1
1962	HOWARD CASSADY	7	0	47	6.7	13	0
1963	JIM SHORTER	7	2	134	19.1	52	0
1964	LEROY KELLY*	9	7	171	19.0	68t	1
1965	LEROY KELLY	17	6	265	15.6	67t	2
1966	LEROY KELLY	13	6	104	8.0	52	0
1967	BEN DAVIS*	18	7	229	12.7	52t	1
1968	CHARLES LEIGH*	14	2	76	5.4	29	0
1969	WALT SUMNER*	9	11	72	8.0	21	0
1970	REECE MORRISON	15	2	133	8.9	34	0
1971	LEROY KELLY	30	4	292	9.7	74	0
1972	BOBBY MAJORS*	16	6	96	6.0	41	0
1973	GREG PRUITT*	16	3	180	11.3	46	0
1974	GREG PRUITT	27	0	349	12.9	72	0
1975	GREG PRUITT	13	1	130	10.0	30	0
1976	STEVE HOLDEN	31	2	205	6.6	38	0
1977	ROLAND WOOLSEY	32	3	290	9.1	44	0
1978	KEITH WRIGHT*	37	16	288	7.8	42	0
1979	DINO HALL*	29	5	295	10.2	47	0
1980	KEITH WRIGHT	29	4	129	4.4	15	0
1981	DINO HALL	33	6	248	7.5	40	0
1982	DWIGHT WALKER*	19	6	101	5.3	14	0
1983	DINO HALL	39	12	284	7.3	19	0
1984	BRIAN BRENNAN*	25	10	199	8.0	19	0
1985	CLARENCE WEATHERS	28	4	218	7.8	16	0
1986	GERALD MCNEIL*	40	10	348	8.7	84t	1
1987	GERALD MCNEIL	34	9	386	11.4	40	0
1988	GERALD MCNEIL	38	6	315	8.3	32	0
1989	GERALD MCNEIL	49	15	496	10.1	49	0
1990	STEFON ADAMS	13	4	81	6.2	25	0
1991	WEBSTER SLAUGHTER	17	3	112	6.6	17	0
1992	ERIC METCALF	44	10	429	9.8	75t	1
1993	ERIC METCALF	36	11	464	12.9	91t	2
1994	ERIC METCALF	35	5	348	9.9	92t	2
1995	DERRICK ALEXANDER	9	0	122	13.6	69t	1
1999	KEVIN JOHNSON*	19	10	128	6.7	15	0
2000	DENNIS NORTH CUTT*	27	12	289	10.7	30	0
2001	KEVIN JOHNSON	14	6	117	8.4	24	0
2002	DENNIS NORTH CUTT	25	10	367	14.7	87t	2
2003	DENNIS NORTH CUTT	36	10	295	8.2	38	0
2004	DENNIS NORTH CUTT	36	12	432	12.0	44	0
2005	DENNIS NORTH CUTT	35	13	368	10.5	62t	1
2006	DENNIS NORTH CUTT	28	13	312	11.1	81	0
2007	JOSHUA CRIBBS	30	10	405	13.5	76t	1
2008	JOSHUA CRIBBS	28	7	228	8.1	32	0
2009	JOSHUA CRIBBS	38	3	452	11.9	67t	1
2010	JOSHUA CRIBBS	20	6	168	8.4	17	0
2011	JOSHUA CRIBBS	34	8	388	11.4	84t	1
2012	JOSHUA CRIBBS	38	8	457	12.0	60	1
2013	TRAVIS BENJAMIN	22	7	257	11.7	79t	1
2014	TRAVIS BENJAMIN	15	8	127	8.5	37	0
2015	TRAVIS BENJAMIN	28	10	324	11.6	78t	1
2016	DUKE JOHNSON JR.	17	1	112	6.6	18	0
2017	JABRILL PEPPERS*	30	15	180	6.0	25	0
2018	JABRILL PEPPERS	25	22	219	8.8	33	0
2019	DONTRELL HILLIARD	15	6	107	7.1	18	0
2020	DONOVAN PEOPLES-JONES*	18	7	77	4.3	13	0
2021	DEMETRIC FELTON*	32	2	227	7.1	24	0
2022	DONOVAN PEOPLES-JONES	18	10	223	12.4	75t	1
2023	JAMES PROCHE	22	27	197	9.0	21	0

*Denotes rookie

KICKOFF RETURN YARDAGE

YEAR	PLAYER	NO	YARDS	AVG	LG	TD
1950	DON PHELPS*	12	325	27.1	61	0
1951	KEN CARPENTER	9	196	21.8	48	0
1952	KEN CARPENTER	11	234	21.3	40	0
1953	KEN CARPENTER	16	367	22.9	40	0
1954	BILLY REYNOLDS	14	413	29.5	51	0
1955	ROBERT SMITH*	13	320	24.6	47	0
1956	PRESTON CARPENTER*	15	381	25.4	42	0
1957	MILTON CAMPBELL*	11	263	23.9	36	0
1958	BOBBY MITCHELL*	18	454	25.2	98t	1
1959	BOBBY MITCHELL	11	236	21.5	31	0
1960	BOBBY MITCHELL	17	432	25.4	90t	1
1961	BOBBY MITCHELL	16	428	26.8	91t	1
1962	TOM WILSON	11	307	27.9	46	0
1963	CHARLIE SCALES	16	432	27.0	50	0
1964	WALTER ROBERTS*	24	661	27.5	60	0
1965	LEROY KELLY	24	621	25.9	51	0
1966	WALTER ROBERTS	20	454	22.7	57	0
1967	BEN DAVIS*	27	708	26.2	63	0
1968	CHARLES LEIGH*	14	322	23.0	41	0
1969	BO SCOTT	25	722	28.9	65	0
1970	HOMER JONES	29	739	25.5	94t	1
1971	KEN BROWN	15	330	22.0	35	0
1972	KEN BROWN	20	473	23.6	47	0
1973	GREG PRUITT*	16	453	28.3	54	0
1974	GREG PRUITT	22	606	27.5	88t	1
1975	BILLY LEFEAR	13	412	31.7	92	0
1976	STEVE HOLDEN	19	461	24.3	44	0
1977	BRIAN DUNCAN	15	298	19.9	36	0
1978	KEITH WRIGHT*	30	789	26.3	86	0
1979	DINO HALL*	50	1,014	20.3	33	0
1980	DINO HALL	32	691	21.6	40	0
1981	DINO HALL	36	813	22.6	48	0
1982	DINO HALL	22	430	19.5	32	0
1983	DWIGHT WALKER	29	627	21.6	38	0
1984	EARNEST BYNER*	22	415	18.9	28	0
1985	GLEN YOUNG	35	898	25.7	63	0
1986	GERALD MCNEIL*	47	997	21.2	100t	1
1987	GLEN YOUNG	18	412	22.9	44	0
1988	GLEN YOUNG	29	635	21.9	34	0
1989	ERIC METCALF*	31	718	23.2	49	0
1990	ERIC METCALF	52	1,052	20.2	101t	2
1991	ERIC METCALF	23	351	15.3	24	0
1992	RANDY BALDWIN	30	675	22.5	47	0
1993	RANDY BALDWIN	24	444	18.5	31	0
1994	RANDY BALDWIN	28	753	26.9	85t	1
1995	EARNEST HUNTER*	23	508	22.1	37	0
1999	RONNIE POWELL*	44	986	22.4	43	0
2000	JAMEL WHITE*	43	935	21.7	40	0
2001	BEN GAY*	23	513	22.3	42	0
2002	ANDRE' DAVIS*	50	1,068	21.4	95t	1
2003	ANDRE' DAVIS	38	803	21.1	69	0
2004	RICHARD ALSTON*	46	1,016	22.1	93t	1
2005	JOSHUA CRIBBS*	45	1,094	24.3	90t	1
2006	JOSHUA CRIBBS	61	1,494	24.5	92t	1
2007	JOSHUA CRIBBS	59	1,809	30.7	100t	2
2008	JOSHUA CRIBBS	44	1,110	25.2	92t	1
2009	JOSHUA CRIBBS	56	1,542	27.5	103t	3
2010	JOSHUA CRIBBS	40	814	20.4	37	0
2011	JOSHUA CRIBBS	39	974	25.0	63	0
2012	JOSHUA CRIBBS	43	1,178	27.4	74	0
2013	FOZZY WHITTAKER	23	482	21.0	56	0
2014	MARLON MOORE	13	322	24.8	32	0
2015	JUSTIN GILBERT	12	339	28.3	40	0
2016	MARIO ALFORD	8	190	23.8	36	0
2017	MATTHEW DAYES*	18	437	24.3	71	0
2018	JABRILL PEPPERS	19	408	21.5	29	0
2019	DONTRELL HILLIARD	17	421	24.8	74	0
2020	DONOVAN PEOPLES-JONES*	18	379	21.1	33	0
2021	ANTHONY SCHWARTZ*	15	322	21.5	35	0
2022	JEROME FORD*	30	723	24.1	48	0
2023	PIERRE STRONG JR.	8	200	25.0	36	0

*Denotes rookie

ALL-TIME 100-YARD RUSHING GAMES

DATE	OPPONENT	PLAYER	ATT, YARDS
9/24/1950	at Baltimore Colts	Ken Carpenter*	3 Att., 100 Yards
10/29/1950	vs. Pittsburgh Steelers	Marion Motley	11 Att., 188 Yards
11/12/1950	vs. San Francisco 49ers	Marion Motley	21 Att., 114 Yards
11/19/1950	vs. Washington Redskins	Marion Motley	27 Att., 178 Yards
10/7/1951	at Los Angeles Rams	Marion Motley	13 Att., 106 Yards
10/7/1951	at Los Angeles Rams	Dub Jones	15 Att., 110 Yards
10/21/1951	vs. Pittsburgh Steelers	Emerson Cole	17 Att., 126 Yards
11/4/1951	at Chicago Cardinals	Ken Carpenter	18 Att., 118 Yards
11/25/1951	vs. Chicago Bears	Dub Jones	9 Att., 116 Yards
9/28/1952	vs. Los Angeles Rams	Ken Carpenter	16 Att., 145 Yards
11/30/1952	at Washington Redskins	Harry Jagade	16 Att., 147 Yards
12/28/1952	vs. Detroit Lions (playoffs)	Harry Jagade	15 Att., 104 Yards
10/18/1953	at Washington Redskins	Ray Renfro	7 Att., 101 Yards
12/27/1953	at Detroit Lions (playoffs)	Harry Jagade	15 Att., 102 Yards
9/25/1955	vs. Washington Redskins	Fred Morrison	15 Att., 117 Yards
10/30/1955	at Chicago Cardinals	Ed Modzelewski	28 Att., 121 Yards
11/20/1955	vs. Pittsburgh Steelers	Fred Morrison	17 Att., 140 Yards
12/4/1955	at Pittsburgh Steelers	Fred Morrison	13 Att., 104 Yards
11/18/1956	at Philadelphia Eagles	Preston Carpenter*	24 Att., 133 Yards
12/2/1956	vs. Philadelphia Eagles	Preston Carpenter*	23 Att., 116 Yards
12/9/1956	at New York Giants	Fred Morrison	19 Att., 112 Yards
11/3/1957	vs. Washington Redskins	Jim Brown*	21 Att., 109 Yards
11/24/1957	vs. Los Angeles Rams	Jim Brown*	31 Att., 237 Yards
12/15/1957	at New York Giants	Lew Carpenter	22 Att., 117 Yards
9/28/1958	at Los Angeles Rams	Jim Brown	24 Att., 171 Yards
10/5/1958	at Pittsburgh Steelers	Jim Brown	17 Att., 129 Yards
10/12/1958	vs. Chicago Cardinals	Jim Brown	34 Att., 182 Yards
10/12/1958	vs. Chicago Cardinals	Bobby Mitchell*	11 Att., 147 Yards
10/19/1958	vs. Pittsburgh Steelers	Jim Brown	19 Att., 153 Yards
10/19/1958	vs. Pittsburgh Steelers	Bobby Mitchell*	13 Att., 108 Yards
10/26/1958	at Chicago Cardinals	Jim Brown	24 Att., 180 Yards
11/2/1958	vs. New York Giants	Jim Brown	13 Att., 113 Yards
11/16/1958	at Washington Redskins	Jim Brown	27 Att., 152 Yards
12/1/1958	at Philadelphia Eagles	Lew Carpenter	21 Att., 100 Yards
12/1/1958	at Philadelphia Eagles	Jim Brown	21 Att., 138 Yards
12/14/1958	at New York Giants	Jim Brown	26 Att., 148 Yards
10/4/1959	at Chicago Cardinals	Jim Brown	37 Att., 147 Yards
10/18/1959	vs. Chicago Cardinals	Jim Brown	27 Att., 123 Yards
10/25/1959	vs. Washington Redskins	Jim Brown	17 Att., 122 Yards
11/1/1959	at Baltimore Colts	Jim Brown	32 Att., 178 Yards
11/8/1959	vs. Philadelphia Eagles	Jim Brown	29 Att., 125 Yards
11/15/1959	at Washington Redskins	Bobby Mitchell	14 Att., 232 Yards
11/22/1959	vs. Pittsburgh Steelers	Jim Brown	15 Att., 111 Yards
11/29/1959	vs. San Francisco 49ers	Jim Brown	28 Att., 114 Yards
12/13/1959	at Philadelphia Eagles	Jim Brown	33 Att., 152 Yards
12/13/1959	at Philadelphia Eagles	Bobby Mitchell	24 Att., 127 Yards
9/25/1960	at Philadelphia Eagles	Bobby Mitchell	14 Att., 156 Yards
9/25/1960	at Philadelphia Eagles	Jim Brown	24 Att., 153 Yards
10/23/1960	vs. Philadelphia Eagles	Jim Brown	22 Att., 167 Yards
11/13/1960	vs. St. Louis Cardinals	Jim Brown	28 Att., 173 Yards
11/27/1960	at St. Louis Cardinals	Jim Brown	24 Att., 132 Yards
12/4/1960	vs. Washington Redskins	Jim Brown	15 Att., 135 Yards
12/11/1960	vs. Chicago Bears	Jim Brown	22 Att., 100 Yards
12/15/1960	at New York Giants	Jim Brown	14 Att., 110 Yards
10/22/1961	at Pittsburgh Steelers	Bobby Mitchell	14 Att., 119 Yards
10/22/1961	at Pittsburgh Steelers	Jim Brown	29 Att., 114 Yards
10/29/1961	at St. Louis Cardinals	Jim Brown	28 Att., 109 Yards
10/29/1961	at St. Louis Cardinals	Bobby Mitchell	19 Att., 104 Yards
11/5/1961	vs. Pittsburgh Steelers	Jim Brown	18 Att., 110 Yards
11/12/1961	at Washington Redskins	Jim Brown	20 Att., 133 Yards
11/19/1961	vs. Philadelphia Eagles	Jim Brown	34 Att., 237 Yards
12/3/1961	at Dallas Cowboys	Bobby Mitchell	12 Att., 140 Yards
12/17/1961	at New York Giants	Jim Brown	24 Att., 102 Yards
9/16/1962	vs. New York Giants	Jim Brown	17 Att., 134 Yards
11/25/1962	vs. Pittsburgh Steelers	Jim Brown	19 Att., 110 Yards
12/15/1962	at San Francisco 49ers	Jim Brown	22 Att., 135 Yards
9/15/1963	vs. Washington Redskins	Jim Brown	15 Att., 162 Yards
9/22/1963	at Dallas Cowboys	Jim Brown	20 Att., 232 Yards
10/5/1963	vs. Pittsburgh Steelers	Jim Brown	21 Att., 175 Yards
10/13/1963	at New York Giants	Jim Brown	23 Att., 123 Yards
10/20/1963	vs. Philadelphia Eagles	Jim Brown	25 Att., 144 Yards
11/3/1963	at Philadelphia Eagles	Jim Brown	28 Att., 223 Yards
11/17/1963	vs. St. Louis Cardinals	Jim Brown	22 Att., 154 Yards
12/1/1963	at St. Louis Cardinals	Jim Brown	29 Att., 179 Yards
12/15/1963	at Washington Redskins	Jim Brown	28 Att., 125 Yards
9/27/1964	at Philadelphia Eagles	Jim Brown	25 Att., 104 Yards
10/18/1964	at Dallas Cowboys	Jim Brown	26 Att., 188 Yards
11/1/1964	at Pittsburgh Steelers	Jim Brown	23 Att., 149 Yards
11/8/1964	vs. Washington Redskins	Jim Brown	18 Att., 121 Yards
11/15/1964	vs. Detroit Lions	Jim Brown	24 Att., 147 Yards
11/29/1964	vs. Philadelphia Eagles	Jim Brown	22 Att., 133 Yards
12/27/1964	vs. Baltimore Colts (playoffs)	Jim Brown	27 Att., 114 Yards
9/26/1965	vs. St. Louis Cardinals	Jim Brown	17 Att., 110 Yards
10/3/1965	at Philadelphia Eagles	Jim Brown	27 Att., 133 Yards
10/9/1965	vs. Pittsburgh Steelers	Jim Brown	29 Att., 168 Yards
11/7/1965	vs. Philadelphia Eagles	Jim Brown	20 Att., 131 Yards
11/14/1965	vs. New York Giants	Jim Brown	20 Att., 156 Yards

DATE	OPPONENT	PLAYER	ATT, YARDS
11/28/1965	at Pittsburgh Steelers	Jim Brown	20 Att., 146 Yards
12/5/1965	vs. Washington Redskins	Jim Brown	27 Att., 141 Yards
9/25/1966	vs. St. Louis Cardinals	Leroy Kelly	19 Att., 109 Yards
10/2/1966	at New York Giants	Leroy Kelly	20 Att., 138 Yards
10/8/1966	vs. Pittsburgh Steelers	Ernie Green	16 Att., 103 Yards
10/8/1966	vs. Pittsburgh Steelers	Leroy Kelly	19 Att., 113 Yards
11/20/1966	vs. Washington Redskins	Leroy Kelly	14 Att., 100 Yards
11/24/1966	at Dallas Cowboys	Leroy Kelly	15 Att., 115 Yards
12/4/1966	vs. New York Giants	Leroy Kelly	13 Att., 126 Yards
9/24/1967	at Detroit Lions	Leroy Kelly	16 Att., 141 Yards
10/1/1967	at New Orleans Saints	Leroy Kelly	20 Att., 110 Yards
10/7/1967	vs. Pittsburgh Steelers	Ernie Green	11 Att., 108 Yards
10/22/1967	vs. Chicago Bears	Leroy Kelly	18 Att., 111 Yards
11/19/1967	vs. Minnesota Vikings	Leroy Kelly	26 Att., 123 Yards
11/26/1967	vs. Washington Redskins	Leroy Kelly	20 Att., 163 Yards
9/15/1968	at New Orleans Saints	Leroy Kelly	20 Att., 107 Yards
10/5/1968	vs. Pittsburgh Steelers	Leroy Kelly	25 Att., 128 Yards
10/20/1968	at Baltimore Colts	Leroy Kelly	30 Att., 130 Yards
10/27/1968	vs. Atlanta Falcons	Leroy Kelly	19 Att., 112 Yards
11/3/1968	at San Francisco 49ers	Leroy Kelly	27 Att., 174 Yards
11/10/1968	vs. New Orleans Saints	Leroy Kelly	17 Att., 127 Yards
11/24/1968	vs. Philadelphia Eagles	Leroy Kelly	20 Att., 108 Yards
9/21/1969	at Philadelphia Eagles	Ron Johnson*	17 Att., 118 Yards
9/28/1969	vs. Washington Redskins	Reece Morrison	23 Att., 130 Yards
11/23/1969	vs. New York Giants	Leroy Kelly	18 Att., 124 Yards
12/7/1969	vs. Green Bay Packers	Leroy Kelly	22 Att., 151 Yards
10/18/1970	vs. Detroit Lions	Leroy Kelly	24 Att., 106 Yards
11/8/1970	at Oakland Raiders	Bo Scott	14 Att., 101 Yards
12/7/1970	at Houston Oilers	Leroy Kelly	20 Att., 108 Yards
11/7/1971	at Pittsburgh Steelers	Leroy Kelly	22 Att., 102 Yards
11/21/1971	vs. New England Patriots	Leroy Kelly	23 Att., 113 Yards
11/28/1971	at Houston Oilers	Leroy Kelly	23 Att., 107 Yards
12/5/1971	vs. Cincinnati Bengals	Leroy Kelly	23 Att., 127 Yards
11/19/1972	vs. Pittsburgh Steelers	Leroy Kelly	21 Att., 107 Yards
12/2/1973	at Kansas City Chiefs	Greg Pruitt*	15 Att., 110 Yards
12/15/1974	at Houston Oilers	Greg Pruitt	15 Att., 102 Yards
11/16/1975	at Oakland Raiders	Greg Pruitt	12 Att., 103 Yards
11/23/1975	vs. Cincinnati Bengals	Greg Pruitt	17 Att., 121 Yards
12/14/1975	vs. Kansas City Chiefs	Greg Pruitt	26 Att., 214 Yards
9/12/1976	vs. New York Jets	Greg Pruitt	17 Att., 124 Yards
10/17/1976	at Atlanta Falcons	Greg Pruitt	26 Att., 191 Yards
10/31/1976	at Cincinnati Bengals	Greg Pruitt	18 Att., 124 Yards
9/26/1977	vs. New England Patriots	Greg Pruitt	26 Att., 151 Yards
10/23/1977	at Buffalo Bills	Cleo Miller	21 Att., 117 Yards
10/30/1977	vs. Kansas City Chiefs	Greg Pruitt	18 Att., 153 Yards
11/13/1977	at Pittsburgh Steelers	Greg Pruitt	19 Att., 108 Yards
12/18/1977	at Seattle Seahawks	Greg Pruitt	22 Att., 127 Yards
9/3/1978	vs. San Francisco 49ers	Greg Pruitt	22 Att., 106 Yards
9/10/1978	vs. Cincinnati Bengals	Greg Pruitt	22 Att., 120 Yards
10/29/1978	vs. Buffalo Bills	Mike Pruitt	21 Att., 173 Yards
12/3/1978	at Seattle Seahawks	Greg Pruitt	12 Att., 113 Yards
12/10/1978	vs. New York Jets	Greg Pruitt	21 Att., 138 Yards
12/17/1978	at Cincinnati Bengals	Greg Pruitt	22 Att., 182 Yards
10/21/1979	vs. Cincinnati Bengals	Mike Pruitt	19 Att., 135 Yards
11/4/1979	at Philadelphia Eagles	Mike Pruitt	17 Att., 104 Yards
11/11/1979	vs. Seattle Seahawks	Mike Pruitt	15 Att., 141 Yards
12/2/1979	vs. Houston Oilers	Mike Pruitt	25 Att., 111 Yards
12/9/1979	at Oakland Raiders	Mike Pruitt	20 Att., 149 Yards
10/12/1980	at Seattle Seahawks	Mike Pruitt	24 Att., 116 Yards
11/3/1980	vs. Chicago Bears	Mike Pruitt	27 Att., 129 Yards
11/9/1980	at Baltimore Colts	Mike Pruitt	18 Att., 103 Yards
12/3/1981	at Houston Oilers	Mike Pruitt	32 Att., 155 Yards
9/12/1982	at Seattle Seahawks	Mike Pruitt	30 Att., 136 Yards
9/11/1983	at Detroit Lions	Mike Pruitt	24 Att., 137 Yards
10/2/1983	vs. Seattle Seahawks	Mike Pruitt	24 Att., 107 Yards
10/16/1983	at Pittsburgh Steelers	Boyce Green*	28 Att., 137 Yards
11/20/1983	at New England Patriots	Mike Pruitt	24 Att., 136 Yards
11/27/1983	vs. Baltimore Colts	Mike Pruitt	24 Att., 110 Yards
12/11/1983	at Houston Oilers	Mike Pruitt	30 Att., 153 Yards
11/4/1984	at Buffalo Bills	Boyce Green	29 Att., 156 Yards
11/18/1984	at Atlanta Falcons	Boyce Green	30 Att., 121 Yards
12/9/1984	at Pittsburgh Steelers	Earnest Byner*	15 Att., 103 Yards
12/16/1984	at Houston Oilers	Earnest Byner*	21 Att., 188 Yards
9/29/1985	at San Diego Chargers	Kevin Mack	16 Att., 130 Yards
10/6/1985	vs. New England Patriots	Kevin Mack	20 Att., 115 Yards
11/17/1985	vs. Buffalo Bills	Earnest Byner	15 Att., 109 Yards
11/24/1985	vs. Cincinnati Bengals	Kevin Mack	14 Att., 117 Yards
12/22/1985	at New York Jets	Earnest Byner	15 Att., 101 Yards
1/4/1986	at Miami Dolphins (playoffs)	Earnest Byner	16 Att., 161 Yards
10/26/1986	at Minnesota Vikings	Curtis Dickey	19 Att., 106 Yards
11/23/1986	vs. Pittsburgh Steelers	Kevin Mack	24 Att., 106 Yards
11/30/1986	vs. Houston Oilers	Kevin Mack	28 Att., 121 Yards
10/4/1987	at New England Patriots	Larry Mason*	32 Att., 133 Yards
11/22/1987	at Houston Oilers	Kevin Mack	26 Att., 114 Yards
12/13/1987	vs. Cincinnati Bengals	Kevin Mack	27 Att., 133 Yards
1/9/1988	vs. Indianapolis Colts (playoffs)	Earnest Byner	23 Att., 122 Yards

DATE	OPPONENT	PLAYER	ATT, YARDS
10/16/1988	vs. Philadelphia Eagles	Kevin Mack	16 Att., 100 Yards
11/27/1988	at Washington Redskins	Kevin Mack	22 Att., 116 Yards
9/19/1993	at Los Angeles Raiders	Tommy Vardell	14 Att., 104 Yards
11/6/1994	vs. New England Patriots	Leroy Hoard	21 Att., 123 Yards
11/27/1994	vs. Houston Oilers	Leroy Hoard	23 Att., 103 Yards
12/17/1995	vs. Cincinnati Bengals	Earnest Byner	31 Att., 121 Yards
9/23/2001	vs. Detroit Lions	James Jackson*	31 Att., 124 Yards
12/23/2001	at Green Bay Packers	Jamel White	21 Att., 131 Yards
9/29/2002	at Pittsburgh Steelers	Jamel White	16 Att., 105 Yards
11/24/2002	at New Orleans Saints	William Green*	28 Att., 114 Yards
12/8/2002	at Jacksonville Jaguars	William Green*	26 Att., 119 Yards
12/29/2002	vs. Atlanta Falcons	William Green*	27 Att., 178 Yards
10/5/2003	at Pittsburgh Steelers	William Green	33 Att., 115 Yards
10/12/2003	vs. Oakland Raiders	William Green	26 Att., 145 Yards
12/8/2003	vs. St. Louis Rams	Jamel White	16 Att., 101 Yards
12/28/2003	at Cincinnati Bengals	Lee Suggs*	26 Att., 186 Yards
10/17/2004	vs. Cincinnati Bengals	William Green	25 Att., 115 Yards
12/19/2004	vs. San Diego Chargers	Lee Suggs	21 Att., 105 Yards
12/26/2004	at Miami Dolphins	Lee Suggs	38 Att., 143 Yards
1/2/2005	at Houston Texans	Lee Suggs	26 Att., 131 Yards
10/23/2005	vs. Detroit Lions	Reuben Droughns	19 Att., 100 Yards
11/6/2005	vs. Tennessee Titans	Reuben Droughns	20 Att., 116 Yards
11/20/2005	vs. Miami Dolphins	Reuben Droughns	30 Att., 166 Yards
10/1/2006	at Oakland Raiders	Reuben Droughns	25 Att., 100 Yards
10/29/2006	vs. New York Jets	Reuben Droughns	33 Att., 125 Yards
9/16/2007	vs. Cincinnati Bengals	Jamal Lewis	27 Att., 216 Yards
11/25/2007	vs. Houston Texans	Jamal Lewis	29 Att., 134 Yards
12/9/2007	at New York Jets	Jamal Lewis	21 Att., 118 Yards
12/16/2007	vs. Buffalo Bills	Jamal Lewis	33 Att., 163 Yards
12/30/2007	vs. San Francisco 49ers	Jamal Lewis	26 Att., 128 Yards
10/4/2009	vs. Cincinnati Bengals	Jerome Harrison	29 Att., 121 Yards
10/11/2009	at Buffalo Bills	Jamal Lewis	31 Att., 117 Yards
12/20/2009	at Kansas City Chiefs	Jerome Harrison	34 Att., 286 Yards
12/27/2009	vs. Oakland Raiders	Jerome Harrison	39 Att., 148 Yards
1/3/2010	vs. Jacksonville Jaguars	Jerome Harrison	33 Att., 127 Yards
9/26/2010	at Baltimore Ravens	Peyton Hillis	22 Att., 144 Yards
10/3/2010	vs. Cincinnati Bengals	Peyton Hillis	27 Att., 102 Yards
11/7/2010	vs. New England Patriots	Peyton Hillis	29 Att., 184 Yards
11/28/2010	vs. Carolina Panthers	Peyton Hillis	26 Att., 131 Yards
12/12/2010	at Buffalo Bills	Peyton Hillis	21 Att., 108 Yards
11/20/2011	vs. Jacksonville Jaguars	Chris Ogbonnaya	21 Att., 115 Yards
12/24/2011	at Baltimore Ravens	Peyton Hillis	24 Att., 112 Yards
9/16/2012	at Cincinnati Bengals	Trent Richardson*	19 Att., 109 Yards
10/28/2012	vs. San Diego Chargers	Trent Richardson*	24 Att., 122 Yards
11/4/2012	vs. Baltimore Ravens	Trent Richardson*	25 Att., 105 Yards
9/7/2014	at Pittsburgh Steelers	Terrance West*	16 Att., 100 Yards
10/5/2014	at Tennessee Titans	Ben Tate	22 Att., 124 Yards
12/13/2015	vs. San Francisco 49ers	Isaiah Crowell	20 Att., 145 yards
12/27/2015	at Kansas City Chiefs	Johnny Manziel	11 Att., 108 yards
9/18/2016	vs. Baltimore Ravens	Isaiah Crowell	18 Att., 133 Yards
10/2/2016	at Washington Redskins	Isaiah Crowell	16 Att., 120 Yards
10/23/2016	at Cincinnati Bengals	Kevin Hogan*	7 Att., 104 Yards
12/11/2016	vs. Cincinnati Bengals	Isaiah Crowell	10 Att., 113 Yards
1/1/2017	at Pittsburgh Steelers	Isaiah Crowell	19 Att., 152 Yards
12/10/2017	vs. Green Bay Packers	Isaiah Crowell	19 Att., 121 Yards
9/30/2018	at Oakland Raiders	Nick Chubb*	3 Att., 105 Yards
11/11/2018	vs. Atlanta Falcons	Nick Chubb*	20 Att., 176 Yards
12/15/2018	at Denver Broncos	Nick Chubb*	20 Att., 100 Yards
12/12/2018	vs. Cincinnati Bengals	Nick Chubb*	19 Att., 112 Yards
9/29/2019	at Baltimore Ravens	Nick Chubb	20 Att., 165 Yards
10/13/2019	vs. Seattle Seahawks	Nick Chubb	20 Att., 122 Yards
10/27/2019	at New England Patriots	Nick Chubb	20 Att., 131 Yards
11/10/2019	vs. Buffalo Bills	Nick Chubb	20 Att., 116 Yards
11/24/2019	vs. Miami Dolphins	Nick Chubb	21 Att., 106 Yards
12/8/2019	vs. Cincinnati Bengals	Nick Chubb	15 Att., 106 Yards
12/15/2019	at Arizona Cardinals	Nick Chubb	17 Att., 127 Yards
9/17/2020	vs. Cincinnati Bengals	Nick Chubb	22 Att., 124 Yards
9/27/2020	vs. Washington Football Team	Nick Chubb	19 Att., 108 Yards
11/15/2020	vs. Houston Texans	Nick Chubb	19 Att., 126 Yards
11/15/2020	vs. Houston Texans	Kareem Hunt	19 Att., 104 Yards
11/22/2020	vs. Philadelphia Eagles	Nick Chubb	20 Att., 114 Yards
11/29/2020	at Jacksonville Jaguars	Nick Chubb	19 Att., 144 Yards
1/3/2021	vs. Pittsburgh Steelers	Nick Chubb	24 Att., 108 Yards
10/3/2021	at Minnesota Vikings	Nick Chubb	21 Att., 100 Yards
10/10/2021	at Los Angeles Chargers	Nick Chubb	21 Att., 161 Yards
10/21/2021	vs. Denver Broncos	D'Ernest Johnson	22 Att., 146 Yards
11/7/2021	at Cincinnati Bengals	Nick Chubb	14 Att., 137 Yards
11/21/2021	vs. Detroit Lions	Nick Chubb	22 Att., 130 Yards
12/25/2021	at Green Bay Packers	Nick Chubb	17 Att., 126 Yards
1/9/2022	vs. Cincinnati Bengals	D'Ernest Johnson	25 Att., 123 Yards
9/11/2022	at Carolina Panthers	Nick Chubb	22 Att., 141 Yards
9/22/2022	vs. Pittsburgh Steelers	Nick Chubb	23 Att., 113 Yards
10/2/2022	at Atlanta Falcons	Nick Chubb	19 Att., 118 Yards
10/9/2022	vs. Los Angeles Chargers	Nick Chubb	17 Att., 134 Yards
10/31/2022	vs. Cincinnati Bengals	Nick Chubb	23 Att., 101 Yards
11/7/2022	vs. Tampa Bay Buccaneers	Nick Chubb	28 Att., 116 Yards
1/1/2023	at Washington Commanders	Nick Chubb	14 Att., 104 Yards
9/10/2023	vs. Cincinnati Bengals	Nick Chubb	18 Att., 106 Yards
9/18/2023	at Pittsburgh Steelers	Jerome Ford	16 Att., 106 Yards
11/12/2023	at Baltimore Ravens	Jerome Ford	17 Att., 107 Yards

*Denotes Rookie

ALL-TIME 300-YARD PASSING GAMES

DATE	OPPONENT	PLAYER	ATT, COMP, YARDS
9/16/1950	at Philadelphia Eagles	Otto Graham	38 Att., 21 Comp., 346 Yards
10/15/1950	vs. Chicago Cardinals	Otto Graham	35 Att., 22 Comp., 369 Yards
12/10/1950	at Washington Redskins	Otto Graham	32 Att., 23 Comp., 321 Yards
10/4/1952	at Pittsburgh Steelers	Otto Graham	49 Att., 21 Comp., 401 Yards
10/4/1953	at Chicago Cardinals	Otto Graham	22 Att., 15 Comp., 310 Yards
10/10/1953	vs. Philadelphia Eagles	Otto Graham	30 Att., 20 Comp., 328 Yards
11/27/1955	at New York Giants	Otto Graham	31 Att., 17 Comp., 319 Yards
11/17/1957	at Washington Redskins	Tom O'Connell	24 Att., 16 Comp., 349 Yards
10/21/1960	vs. Pittsburgh Steelers	Milt Plum	14 Att., 10 Comp., 308 Yards
11/20/1960	at Pittsburgh Steelers	Milt Plum	37 Att., 23 Comp., 328 Yards
9/17/1961	at Philadelphia Eagles	Milt Plum	30 Att., 18 Comp., 329 Yards
10/21/1962	at St. Louis Cardinals	Jim Ninowski	29 Att., 19 Comp., 339 Yards
9/15/1963	vs. Washington Redskins	Frank Ryan	31 Att., 21 Comp., 334 Yards
12/4/1966	vs. New York Giants	Frank Ryan	27 Att., 16 Comp., 326 Yards
12/17/1966	at St. Louis Cardinals	Frank Ryan	30 Att., 17 Comp., 367 Yards
10/13/1968	vs. St. Louis Cardinals	Bill Nelsen	39 Att., 17 Comp., 312 Yards
9/27/1970	at San Francisco 49ers	Bill Nelsen	25 Att., 14 Comp., 329 Yards
11/19/1978	at Baltimore Colts	Brian Sipe	22 Att., 15 Comp., 309 Yards
9/2/1979	at New York Jets	Brian Sipe	36 Att., 21 Comp., 302 Yards
10/7/1979	vs. Pittsburgh Steelers	Brian Sipe	41 Att., 22 Comp., 351 Yards
11/18/1979	vs. Miami Dolphins	Brian Sipe	42 Att., 23 Comp., 358 Yards
11/25/1979	at Pittsburgh Steelers	Brian Sipe	38 Att., 23 Comp., 333 Yards
9/28/1980	at Tampa Bay Buccaneers	Brian Sipe	32 Att., 22 Comp., 318 Yards
10/19/1980	vs. Green Bay Packers	Brian Sipe	39 Att., 24 Comp., 391 Yards
10/26/1980	vs. Pittsburgh Steelers	Brian Sipe	46 Att., 28 Comp., 349 Yards
11/23/1980	vs. Cincinnati Bengals	Brian Sipe	36 Att., 27 Comp., 310 Yards
12/7/1980	vs. New York Jets	Brian Sipe	41 Att., 30 Comp., 340 Yards
12/21/1980	at Cincinnati Bengals	Brian Sipe	44 Att., 24 Comp., 308 Yards
9/7/1981	vs. San Diego Chargers	Brian Sipe	57 Att., 31 Comp., 375 Yards
10/25/1981	vs. Baltimore Colts	Brian Sipe	41 Att., 30 Comp., 444 Yards
12/5/1982	vs. San Diego Chargers	Brian Sipe	48 Att., 33 Comp., 338 Yards
1/2/1983	at Pittsburgh Steelers	Paul McDonald	47 Att., 22 Comp., 313 Yards
9/25/1983	at San Diego Chargers	Brian Sipe	44 Att., 27 Comp., 327 Yards
10/2/1983	vs. Seattle Seahawks	Brian Sipe	40 Att., 25 Comp., 310 Yards
10/16/1983	at Pittsburgh Steelers	Brian Sipe	49 Att., 27 Comp., 310 Yards
11/27/1983	vs. Baltimore Colts	Brian Sipe	33 Att., 20 Comp., 313 Yards
10/7/1984	vs. New England Patriots	Paul McDonald	37 Att., 23 Comp., 320 Yards
10/21/1984	at Cincinnati Bengals	Paul McDonald	47 Att., 27 Comp., 300 Yards
11/10/1986	vs. Miami Dolphins	Bernie Kosar	50 Att., 32 Comp., 401 Yards
11/23/1986	vs. Pittsburgh Steelers	Bernie Kosar	46 Att., 28 Comp., 414 Yards
1/3/1987	vs. New York Jets (playoffs)	Bernie Kosar	64 Att., 33 Comp., 489 Yards
9/13/1987	at New Orleans Saints	Bernie Kosar	39 Att., 28 Comp., 314 Yards
11/15/1987	vs. Buffalo Bills	Bernie Kosar	34 Att., 24 Comp., 346 Yards
11/17/1988	at Denver Broncos (playoffs)	Bernie Kosar	41 Att., 26 Comp., 356 Yards
10/23/1988	at Phoenix Cardinals	Bernie Kosar	43 Att., 25 Comp., 314 Yards
12/4/1988	vs. Dallas Cowboys	Bernie Kosar	27 Att., 19 Comp., 308 Yards
12/18/1988	vs. Houston Oilers	Don Strock	42 Att., 25 Comp., 326 Yards
12/10/1989	at Indianapolis Colts	Bernie Kosar	40 Att., 26 Comp., 353 Yards
10/8/1990	at Denver Broncos	Bernie Kosar	38 Att., 24 Comp., 318 Yards
12/22/1991	at Pittsburgh Steelers	Bernie Kosar	49 Att., 28 Comp., 335 Yards
11/15/1992	vs. San Diego Chargers	Mike Tomczak	32 Att., 18 Comp., 322 Yards
11/21/1993	vs. Houston Oilers	Todd Philcox	47 Att., 22 Comp., 316 Yards
12/12/1993	at Houston Oilers	Vinny Testaverde	37 Att., 19 Comp., 319 Yards
10/29/1995	at Cincinnati Bengals	Eric Zeier*	46 Att., 26 Comp., 310 Yards
12/3/1995	at San Diego Chargers	Vinny Testaverde	41 Att., 28 Comp., 303 Yards
12/24/1995	at Jacksonville Jaguars	Vinny Testaverde	45 Att., 28 Comp., 325 Yards
9/17/2000	vs. Pittsburgh Steelers	Tim Couch	31 Att., 23 Comp., 316 Yards
12/10/2000	vs. Philadelphia Eagles	Doug Pederson	40 Att., 29 Comp., 309 Yards
12/30/2001	at Tennessee Titans	Tim Couch	27 Att., 20 Comp., 336 Yards
9/8/2002	vs. Kansas City Chiefs	Kelly Holcomb	39 Att., 27 Comp., 326 Yards
9/22/2002	at Tennessee Titans	Tim Couch	50 Att., 36 Comp., 326 Yards
1/5/2003	at Pittsburgh Steelers (playoffs)	Kelly Holcomb	43 Att., 26 Comp., 429 Yards
11/16/2003	vs. Arizona Cardinals	Kelly Holcomb	35 Att., 29 Comp., 392 Yards
10/17/2004	vs. Cincinnati Bengals	Jeff Garcia	23 Att., 16 Comp., 310 Yards
11/28/2004	at Cincinnati Bengals	Kelly Holcomb	39 Att., 30 Comp., 413 Yards

*Denotes Rookie

DATE	OPPONENT	PLAYER	ATT. COMP. YARDS
9/18/2005	at Green Bay Packers	Trent Dilfer	32 Att., 21 Comp., 336 Yards
9/16/2007	vs. Cincinnati Bengals	Derek Anderson	33 Att., 20 Comp., 328 Yards
11/4/2007	vs. Seattle Seahawks	Derek Anderson	48 Att., 29 Comp., 364 Yards
12/2/2007	at Arizona Cardinals	Derek Anderson	41 Att., 21 Comp., 304 Yards
10/13/2008	vs. New York Giants	Derek Anderson	29 Att., 18 Comp., 310 Yards
11/22/2009	at Detroit Lions	Brady Quinn	33 Att., 21 Comp., 304 Yards
10/2/2011	vs. Tennessee Titans	Colt McCoy	61 Att., 40 Comp., 350 Yards
9/16/2012	at Cincinnati Bengals	Brandon Weeden*	37 Att., 26 Comp., 322 Yards
9/27/2012	at Baltimore Ravens	Brandon Weeden*	52 Att., 25 Comp., 320 Yards
12/2/2012	at Oakland Raiders	Brandon Weeden*	36 Att., 25 Comp., 364 Yards
9/22/2013	at Minnesota Vikings	Brian Hoyer	54 Att., 30 Comp., 321 Yards
12/1/2013	vs. Jacksonville Jaguars	Brandon Weeden	40 Att., 24 Comp., 370 Yards
12/8/2013	at New England Patriots	Jason Campbell	44 Att., 29 Comp., 391 Yards
11/2/2014	at Tampa Bay Buccaneers	Brian Hoyer	34 Att., 21 Comp., 300 Yards
11/16/2014	vs. Houston Texans	Brian Hoyer	50 Att., 20 Comp., 330 Yards
11/23/2014	at Atlanta Falcons	Brian Hoyer	40 Att., 23 Comp., 322 Yards
9/27/2015	vs. Oakland Raiders	Josh McCown	49 Att., 28 Comp., 341 Yards
10/4/2015	at San Diego Chargers	Josh McCown	41 Att., 32 Comp., 356 Yards
10/11/2015	at Baltimore Ravens	Josh McCown	51 Att., 36 Comp., 457 Yards
11/15/2015	at Pittsburgh Steelers	Johnny Manziel	45 Att., 33 Comp., 372 Yards
10/16/2016	at Tennessee Titans	Cody Kessler*	41 Att., 26 Comp., 336 Yards
10/30/2016	vs. New York Jets	Josh McCown	49 Att., 25 Comp., 341 Yards
11/27/2016	vs. New York Giants	Josh McCown	43 Att., 25 Comp., 322 Yards
12/31/2017	at Pittsburgh Steelers	DeShone Kizer*	30 Att., 16 Comp., 314 Yards
10/7/2018	vs. Baltimore Ravens	Baker Mayfield*	43 Att., 25 Comp., 342 Yards
12/2/2018	at Houston Texans	Baker Mayfield*	43 Att., 29 Comp., 397 Yards
12/30/2018	at Baltimore Ravens	Baker Mayfield*	42 Att., 23 Comp., 376 Yards
9/16/2019	at New York Jets	Baker Mayfield	35 Att., 19 Comp., 325 Yards
9/29/2019	at Baltimore Ravens	Baker Mayfield	30 Att., 20 Comp., 342 Yards
11/24/2019	vs. Miami Dolphins	Baker Mayfield	34 Att., 24 Comp., 327 Yards
12/6/2020	at Tennessee Titans	Baker Mayfield	33 Att., 25 Comp., 334 Yards
12/14/2020	vs. Baltimore Ravens	Baker Mayfield	47 Att., 28 Comp., 343 Yards
9/12/2021	at Kansas City Chiefs	Baker Mayfield	28 Att., 21 Comp., 321 Yards
10/10/2021	at Los Angeles Chargers	Baker Mayfield	32 Att., 23 Comp., 305 Yards
10/20/2022	at Buffalo Bills	Jacoby Brissett	41 Att., 28 Comp., 324 Yards
12/10/2023	vs. Jacksonville Jaguars	Joe Flacco	45 Att., 26 Comp., 311 Yards
12/17/2023	vs. Chicago Bears	Joe Flacco	44 Att., 28 Comp., 374 Yards
12/24/2023	at Houston Texans	Joe Flacco	42 Att., 27 Comp., 368 Yards
12/28/2023	vs. New York Jets	Joe Flacco	29 Att., 19 Comp., 309 Yards

*Denotes Rookie

ALL-TIME 100-YARD RECEIVING GAMES

DATE	OPPONENT	PLAYER	REC, YARDS
9/16/1950	at Philadelphia Eagles	Mac Speedie	7 Rec., 109 Yards
9/24/1950	at Baltimore Colts	Dante Lavelli	5 Rec., 115 Yards
10/15/1950	vs. Chicago Cardinals	Dante Lavelli	6 Rec., 131 Yards
10/15/1950	vs. Chicago Cardinals	Mac Speedie	6 Rec., 106 Yards
12/10/1950	at Washington Redskins	Dub Jones	10 Rec., 161 Yards
12/24/1950	vs. Los Angeles Rams (playoffs)	Dante Lavelli	11 Rec., 128 Yards
9/30/1951	at San Francisco 49ers	Dub Jones	5 Rec., 143 Yards
10/27/1951	vs. New York Giants	Dub Jones	7 Rec., 116 Yards
11/25/1951	vs. Chicago Bears	Mac Speedie	6 Rec., 144 Yards
10/12/1952	vs. New York Giants	Mac Speedie	8 Rec., 161 Yards
10/19/1952	at Philadelphia Eagles	Dub Jones	6 Rec., 121 Yards
11/9/1952	vs. Chicago Cardinals	Mac Speedie	11 Rec., 157 Yards
11/16/1952	vs. Pittsburgh Steelers	Dante Lavelli	6 Rec., 107 Yards
11/23/1952	vs. Philadelphia Eagles	Mac Speedie	7 Rec., 156 Yards
11/30/1952	at Washington Redskins	Dante Lavelli	5 Rec., 106 Yards
12/14/1952	at New York Giants	Harry Jagade	4 Rec., 103 Yards
10/4/1953	at Chicago Cardinals	Dante Lavelli	4 Rec., 137 Yards
10/10/1953	vs. Philadelphia Eagles	Darrel Brewster	6 Rec., 122 Yards
11/15/1953	vs. San Francisco 49ers	Dante Lavelli	6 Rec., 137 Yards
11/29/1953	vs. Chicago Cardinals	Ray Renfro	4 Rec., 105 Yards
12/6/1953	vs. New York Giants	Darrel Brewster	7 Rec., 182 Yards
12/13/1953	at Philadelphia Eagles	Darrel Brewster	5 Rec., 103 Yards
10/17/1954	at Pittsburgh Steelers	Dante Lavelli	7 Rec., 134 Yards
11/7/1954	vs. Washington Redskins	Darrel Brewster	7 Rec., 114 Yards
11/28/1954	at New York Giants	Darrel Brewster	8 Rec., 126 Yards
12/5/1954	at Washington Redskins	Dante Lavelli	5 Rec., 128 Yards
10/9/1955	vs. Philadelphia Eagles	Dante Lavelli	6 Rec., 108 Yards
10/16/1955	at Washington Redskins	Darrel Brewster	6 Rec., 109 Yards
11/27/1955	at New York Giants	Darrel Brewster	5 Rec., 107 Yards
11/27/1955	at New York Giants	Ray Renfro	5 Rec., 130 Yards
12/11/1955	vs. Chicago Cardinals	Ray Renfro	6 Rec., 110 Yards
11/11/1956	vs. Baltimore Colts	Ray Renfro	5 Rec., 100 Yards
10/13/1957	vs. Philadelphia Eagles	Darrel Brewster	4 Rec., 105 Yards
11/3/1957	vs. Washington Redskins	Darrel Brewster	5 Rec., 103 Yards
11/17/1957	at Washington Redskins	Darrel Brewster	6 Rec., 124 Yards
11/17/1957	at Washington Redskins	Ray Renfro	4 Rec., 113 Yards
11/17/1957	at Washington Redskins	Preston Carpenter	6 Rec., 112 Yards
12/1/1957	vs. Chicago Cardinals	Ray Renfro	3 Rec., 109 Yards
12/15/1957	at New York Giants	Ray Renfro	4 Rec., 130 Yards
10/5/1958	at Pittsburgh Steelers	Preston Carpenter	7 Rec., 131 Yards
10/26/1958	at Chicago Cardinals	Ray Renfro	5 Rec., 108 Yards
11/16/1958	at Washington Redskins	Preston Carpenter	4 Rec., 115 Yards
11/30/1958	vs. Washington Redskins	Ray Renfro	3 Rec., 100 Yards
10/25/1959	vs. Washington Redskins	Bobby Mitchell	3 Rec., 107 Yards
11/22/1959	vs. Pittsburgh Steelers	Ray Renfro	5 Rec., 161 Yards
10/2/1960	vs. Pittsburgh Steelers	Rich Kreitling	3 Rec., 157 Yards
11/20/1960	at Pittsburgh Steelers	Gern Nagler	10 Rec., 177 Yards
12/15/1960	at New York Giants	Bobby Mitchell	9 Rec., 133 Yards
9/17/1961	at Philadelphia Eagles	Ray Renfro	4 Rec., 104 Yards
10/15/1961	vs. Green Bay Packers	Ray Renfro	7 Rec., 100 Yards
11/26/1961	vs. New York Giants	Ray Renfro	7 Rec., 166 Yards
10/21/1962	at St. Louis Cardinals	Ray Renfro	6 Rec., 152 Yards
12/2/1962	at Dallas Cowboys	Rich Kreitling	7 Rec., 125 Yards
9/15/1963	vs. Washington Redskins	Jim Brown	3 Rec., 100 Yards
12/1/1963	at St. Louis Cardinals	Gary Collins	4 Rec., 100 Yards
12/27/1964	vs. Baltimore Colts (playoffs)	Gary Collins	5 Rec., 130 Yards
9/20/1964	vs. St. Louis Cardinals	Gary Collins	6 Rec., 105 Yards
10/4/1964	vs. Dallas Cowboys	Paul Warfield*	5 Rec., 123 Yards
11/22/1964	at Green Bay Packers	Paul Warfield*	7 Rec., 126 Yards
12/12/1964	at New York Giants	Paul Warfield*	5 Rec., 103 Yards
9/26/1965	vs. St. Louis Cardinals	Gary Collins	6 Rec., 116 Yards
10/24/1965	at New York Giants	Gary Collins	3 Rec., 121 Yards
10/31/1965	vs. Minnesota Vikings	Gary Collins	4 Rec., 116 Yards
11/7/1965	vs. Philadelphia Eagles	Gary Collins	8 Rec., 128 Yards
11/14/1965	vs. New York Giants	Ernie Green	7 Rec., 160 Yards
12/4/1966	vs. New York Giants	Gary Collins	5 Rec., 120 Yards
12/17/1966	at St. Louis Cardinals	Paul Warfield	6 Rec., 161 Yards
12/17/1966	at St. Louis Cardinals	Gary Collins	5 Rec., 126 Yards
10/1/1967	at New Orleans Saints	Paul Warfield	4 Rec., 107 Yards
10/22/1967	vs. Chicago Bears	Gary Collins	7 Rec., 106 Yards
10/29/1967	at New York Giants	Paul Warfield	5 Rec., 126 Yards
10/13/1968	vs. St. Louis Cardinals	Milt Morin	8 Rec., 151 Yards
11/10/1968	vs. New Orleans Saints	Paul Warfield	5 Rec., 107 Yards
11/10/1968	vs. New Orleans Saints	Leroy Kelly	3 Rec., 104 Yards
11/17/1968	at Pittsburgh Steelers	Milt Morin	5 Rec., 103 Yards
11/24/1968	vs. Philadelphia Eagles	Milt Morin	2 Rec., 108 Yards
12/1/1968	vs. New York Giants	Paul Warfield	6 Rec., 137 Yards
12/8/1968	at Washington Redskins	Milt Morin	6 Rec., 133 Yards
12/14/1968	at St. Louis Cardinals	Paul Warfield	3 Rec., 104 Yards

DATE	OPPONENT	PLAYER	REC, YARDS
10/5/1969	vs. Detroit Lions	Paul Warfield	7 Rec., 106 Yards
10/18/1969	vs. Pittsburgh Steelers	Gary Collins	7 Rec., 103 Yards
11/2/1969	vs. Dallas Cowboys	Milt Morin	7 Rec., 101 Yards
11/16/1969	at Pittsburgh Steelers	Paul Warfield	5 Rec., 132 Yards
11/30/1969	at Chicago Bears	Gary Collins	6 Rec., 126 Yards
12/14/1969	at St. Louis Cardinals	Paul Warfield	4 Rec., 119 Yards
9/27/1970	at San Francisco 49ers	Fair Hooker	4 Rec., 157 Yards
11/22/1970	vs. Houston Oilers	Chip Glass	3 Rec., 102 Yards
10/10/1971	vs. Pittsburgh Steelers	Milt Morin	8 Rec., 126 Yards
11/14/1971	at Kansas City Chiefs	Frank Pitts	5 Rec., 129 Yards
12/5/1971	vs. Cincinnati Bengals	Frank Pitts	5 Rec., 103 Yards
10/1/1972	vs. Cincinnati Bengals	Frank Pitts	4 Rec., 105 Yards
10/27/1974	vs. Denver Broncos	Hugh McKinnis	6 Rec., 111 Yards
11/23/1975	vs. Cincinnati Bengals	Greg Pruitt	7 Rec., 106 Yards
12/14/1975	vs. Kansas City Chiefs	Reggie Rucker	6 Rec., 130 Yards
10/3/1976	vs. Cincinnati Bengals	Reggie Rucker	9 Rec., 141 Yards
11/13/1977	at Pittsburgh Steelers	Reggie Rucker	4 Rec., 104 Yards
9/3/1978	vs. San Francisco 49ers	Reggie Rucker	3 Rec., 113 Yards
11/5/1978	at Houston Oilers	Ozzie Newsome*	4 Rec., 124 Yards
11/19/1978	at Baltimore Colts	Reggie Rucker	6 Rec., 123 Yards
11/19/1978	at Baltimore Colts	Calvin Hill	3 Rec., 113 Yards
9/2/1979	at New York Jets	Dave Logan	6 Rec., 115 Yards
11/4/1979	at Philadelphia Eagles	Reggie Rucker	5 Rec., 106 Yards
11/18/1979	vs. Miami Dolphins	Reggie Rucker	9 Rec., 177 Yards
11/25/1979	at Pittsburgh Steelers	Dave Logan	7 Rec., 135 Yards
9/21/1980	vs. Kansas City Chiefs	Charles White*	7 Rec., 100 Yards
10/26/1980	vs. Pittsburgh Steelers	Dave Logan	8 Rec., 131 Yards
12/7/1980	vs. New York Jets	Reggie Rucker	5 Rec., 108 Yards
10/11/1981	at Pittsburgh Steelers	Ozzie Newsome	5 Rec., 120 Yards
10/18/1981	vs. New Orleans Saints	Greg Pruitt	7 Rec., 113 Yards
10/25/1981	vs. Baltimore Colts	Greg Pruitt	9 Rec., 104 Yards
12/20/1981	at Seattle Seahawks	Dave Logan	5 Rec., 101 Yards
9/19/1982	vs. Philadelphia Eagles	Ozzie Newsome	8 Rec., 122 Yards
12/5/1982	vs. San Diego Chargers	Ozzie Newsome	10 Rec., 140 Yards
1/2/1983	at Pittsburgh Steelers	Ozzie Newsome	9 Rec., 123 Yards
1/2/1983	at Pittsburgh Steelers	Ricky Feacher	7 Rec., 109 Yards
1/8/1983	at Los Angeles Raiders (playoffs)	Ricky Feacher	4 Rec., 124 Yards
9/25/1983	at San Diego Chargers	Dave Logan	8 Rec., 121 Yards
10/16/1983	at Pittsburgh Steelers	Ozzie Newsome	9 Rec., 103 Yards
11/27/1983	vs. Baltimore Colts	Ozzie Newsome	8 Rec., 108 Yards
9/16/1984	vs. Denver Broncos	Duriel Harris	5 Rec., 104 Yards
10/7/1984	vs. New England Patriots	Duriel Harris	8 Rec., 136 Yards
10/14/1984	vs. New York Jets	Ozzie Newsome	14 Rec., 191 Yards
11/25/1984	vs. Houston Oilers	Ozzie Newsome	10 Rec., 102 Yards
10/6/1985	vs. New England Patriots	Brian Brennan	7 Rec., 104 Yards
10/13/1985	at Houston Oilers	Clarence Weathers	3 Rec., 146 Yards
9/14/1986	at Houston Oilers	Reggie Langhorne	3 Rec., 115 Yards
10/5/1986	at Pittsburgh Steelers	Reggie Langhorne	4 Rec., 108 Yards
11/23/1986	vs. Pittsburgh Steelers	Webster Slaughter*	6 Rec., 134 Yards
12/21/1986	vs. San Diego Chargers	Brian Brennan	7 Rec., 176 Yards
1/3/1987	vs. New York Jets (playoffs)	Ozzie Newsome	6 Rec., 114 Yards
10/18/1987	at Cincinnati Bengals	Brian Brennan	10 Rec., 139 Yards
12/13/1987	vs. Cincinnati Bengals	Webster Slaughter	5 Rec., 119 Yards
12/20/1987	at Los Angeles Raiders	Webster Slaughter	7 Rec., 115 Yards
1/7/1988	at Denver Broncos (playoffs)	Earnest Byner	7 Rec., 120 Yards
10/30/1988	vs. Cincinnati Bengals	Clarence Weathers	7 Rec., 140 Yards
12/18/1988	vs. Houston Oilers	Webster Slaughter	6 Rec., 136 Yards
10/15/1989	vs. Pittsburgh Steelers	Webster Slaughter	7 Rec., 106 Yards
10/23/1989	vs. Chicago Bears	Webster Slaughter	8 Rec., 186 Yards
10/29/1989	vs. Houston Oilers	Webster Slaughter	4 Rec., 184 Yards
12/10/1989	at Indianapolis Colts	Webster Slaughter	6 Rec., 152 Yards
12/17/1989	vs. Minnesota Vikings	Reggie Langhorne	6 Rec., 140 Yards
1/6/1990	vs. Buffalo Bills (playoffs)	Webster Slaughter	3 Rec., 114 Yards
10/8/1990	at Denver Broncos	Webster Slaughter	7 Rec., 123 Yards
11/18/1990	vs. Houston Oilers	Webster Slaughter	6 Rec., 104 Yards
12/30/1990	at Cincinnati Bengals	Webster Slaughter	6 Rec., 115 Yards
9/15/1991	vs. Cincinnati Bengals	Webster Slaughter	8 Rec., 107 Yards
11/3/1991	at Cincinnati Bengals	Webster Slaughter	5 Rec., 107 Yards
11/17/1991	at Houston Oilers	Leroy Hoard	10 Rec., 107 Yards
12/22/1991	at Pittsburgh Steelers	Webster Slaughter	11 Rec., 138 Yards
9/20/1992	at Los Angeles Raiders	Eric Metcalf	5 Rec., 177 Yards
11/15/1992	vs. San Diego Chargers	Lawyer Tillman	8 Rec., 148 Yards
9/13/1993	vs. San Francisco 49ers	Michael Jackson	5 Rec., 105 Yards
10/24/1993	vs. Pittsburgh Steelers	Michael Jackson	2 Rec., 106 Yards
11/21/1993	vs. Houston Oilers	Mark Carrier	7 Rec., 123 Yards
12/12/1993	at Houston Oilers	Eric Metcalf	5 Rec., 101 Yards
1/2/1994	at Pittsburgh Steelers	Mark Carrier	4 Rec., 118 Yards
9/18/1994	vs. Arizona Cardinals	Derrick Alexander*	6 Rec., 136 Yards
10/2/1994	vs. New York Jets	Derrick Alexander*	7 Rec., 105 Yards
12/4/1994	vs. New York Giants	Derrick Alexander*	7 Rec., 171 Yards
1/1/1995	vs. New England Patriots (playoffs)	Michael Jackson	7 Rec., 122 Yards
9/3/1995	at New England Patriots	Michael Jackson	7 Rec., 157 Yards
10/2/1995	vs. Buffalo Bills	Andre Rison	6 Rec., 126 Yards
10/22/1995	vs. Jacksonville Jaguars	Rico Smith	6 Rec., 106 Yards
10/29/1995	at Cincinnati Bengals	Andre Rison	7 Rec., 173 Yards
11/19/1995	vs. Green Bay Packers	Keenan McCardell	4 Rec., 102 Yards
12/24/1995	at Jacksonville Jaguars	Michael Jackson	7 Rec., 130 Yards
10/3/1999	vs. New England Patriots	Kevin Johnson*	6 Rec., 131 Yards
12/12/1999	at Cincinnati Bengals	Kevin Johnson*	7 Rec., 135 Yards
12/19/1999	vs. Jacksonville Jaguars	Darrin Chiaverini*	10 Rec., 108 Yards

DATE	OPPONENT	PLAYER	REC, YARDS
10/1/2000	vs. Baltimore Ravens	David Patten	7 Rec., 113 Yards
10/29/2000	vs. Cincinnati Bengals	Kevin Johnson	6 Rec., 102 Yards
10/14/2001	at Cincinnati Bengals	Kevin Johnson	8 Rec., 153 Yards
11/25/2001	vs. Cincinnati Bengals	Kevin Johnson	6 Rec., 113 Yards
9/8/2002	vs. Kansas City Chiefs	Quincy Morgan	9 Rec., 151 Yards
10/6/2002	vs. Baltimore Ravens	Dennis Northcutt	8 Rec., 165 Yards
12/8/2002	at Jacksonville Jaguars	Quincy Morgan	3 Rec., 118 Yards
1/5/2003	at Pittsburgh Steelers (playoffs)	Kevin Johnson	4 Rec., 140 Yards
9/21/2003	at San Francisco 49ers	Kevin Johnson	11 Rec., 109 Yards
11/16/2003	vs. Arizona Cardinals	Andre' Davis	7 Rec., 117 Yards
11/16/2003	vs. Arizona Cardinals	Quincy Morgan	5 Rec., 116 Yards
12/14/2003	at Denver Broncos	Dennis Northcutt	3 Rec., 115 Yards
10/10/2004	at Pittsburgh Steelers	Andre Davis	5 Rec., 101 Yards
10/17/2004	vs. Cincinnati Bengals	Lee Suggs	5 Rec., 100 Yards
11/28/2004	at Cincinnati Bengals	Antonio Bryant	8 Rec., 131 Yards
12/5/2004	vs. New England Patriots	Antonio Bryant	7 Rec., 115 Yards
12/26/2004	at Miami Dolphins	Dennis Northcutt	4 Rec., 114 Yards
9/11/2005	vs. Cincinnati Bengals	Frisman Jackson	8 Rec., 128 Yards
9/18/2005	at Green Bay Packers	Braylon Edwards*	3 Rec., 107 Yards
9/18/2005	at Green Bay Packers	Steve Heiden	6 Rec., 104 Yards
11/1/2006	vs. Baltimore Ravens	Antonio Bryant	9 Rec., 123 Yards
9/17/2006	at Cincinnati Bengals	Braylon Edwards	4 Rec., 110 Yards
9/24/2006	vs. Baltimore Ravens	Braylon Edwards	5 Rec., 116 Yards
11/19/2006	vs. Pittsburgh Steelers	Braylon Edwards	7 Rec., 137 Yards
12/7/2006	at Pittsburgh Steelers	Joe Jurevicius	7 Rec., 111 Yards
9/16/2007	vs. Cincinnati Bengals	Kellen Winslow	6 Rec., 100 Yards
9/16/2007	vs. Cincinnati Bengals	Braylon Edwards	8 Rec., 146 Yards
10/7/2007	at New England Patriots	Braylon Edwards	6 Rec., 110 Yards
10/28/2007	at St. Louis Rams	Braylon Edwards	8 Rec., 117 Yards
11/4/2007	vs. Seattle Seahawks	Kellen Winslow	11 Rec., 125 Yards
11/25/2007	vs. Houston Texans	Kellen Winslow	10 Rec., 107 Yards
12/2/2007	at Arizona Cardinals	Braylon Edwards	7 Rec., 149 Yards
10/13/2008	vs. New York Giants	Braylon Edwards	5 Rec., 154 Yards
11/17/2008	at Buffalo Bills	Braylon Edwards	8 Rec., 104 Yards
12/15/2008	at Philadelphia Eagles	Braylon Edwards	5 Rec., 102 Yards
10/4/2009	vs. Cincinnati Bengals	Mohamed Massaquoi*	8 Rec., 148 Yards
11/22/2009	at Detroit Lions	Mohamed Massaquoi*	5 Rec., 115 Yards
12/5/2010	at Miami Dolphins	Benjamin Watson	10 Rec., 100 Yards
12/18/2011	at Arizona Cardinals	Greg Little*	5 Rec., 131 Yards
12/2/2012	at Oakland Raiders	Josh Gordon*	6 Rec., 116 Yards
9/8/2013	vs. Miami Dolphins	Jordan Cameron	9 Rec., 108 Yards
9/22/2013	at Minnesota Vikings	Josh Gordon	10 Rec., 146 Yards
10/13/2013	vs. Detroit Lions	Josh Gordon	7 Rec., 126 Yards
10/27/2013	at Kansas City Chiefs	Josh Gordon	5 Rec., 132 Yards
11/3/2013	vs. Baltimore Ravens	Greg Little	7 Rec., 122 Yards
11/17/2013	at Cincinnati Bengals	Josh Gordon	5 Rec., 125 Yards
11/24/2013	vs. Pittsburgh Steelers	Josh Gordon	14 Rec., 237 Yards
12/1/2013	vs. Jacksonville Jaguars	Josh Gordon	10 Rec., 261 Yards
12/8/2013	at New England Patriots	Jordan Cameron	9 Rec., 121 Yards
12/8/2013	at New England Patriots	Josh Gordon	7 Rec., 151 Yards
10/12/2014	vs. Pittsburgh Steelers	Jordan Cameron	3 Rec., 102 Yards
10/19/2014	at Jacksonville Jaguars	Andrew Hawkins	5 Rec., 112 Yards
11/23/2014	at Atlanta Falcons	Josh Gordon	8 Rec., 120 Yards
9/20/2015	vs. Tennessee Titans	Travis Benjamin	3 Rec., 115 Yards
9/27/2015	vs. Oakland Raiders	Gary Barnidge	6 Rec., 105 Yards
10/11/2015	at Baltimore Ravens	Gary Barnidge	8 Rec., 139 Yards
10/18/2015	vs. Denver Broncos	Travis Benjamin	9 Rec., 117 Yards
10/25/2015	at St. Louis Rams	Gary Barnidge	6 Rec., 101 Yards
11/15/2015	at Pittsburgh Steelers	Travis Benjamin	7 Rec., 113 Yards
12/13/2015	vs. San Francisco 49ers	Brian Hartline	8 Rec., 107 Yards
9/18/2016	vs. Baltimore Ravens	Corey Coleman*	5 Rec., 104 Yards
9/25/2016	at Miami Dolphins	Terrelle Pryor Sr.	8 Rec., 144 Yards
10/30/2016	vs. New York Jets	Terrelle Pryor Sr.	6 Rec., 101 Yards
11/27/2016	vs. New York Giants	Terrelle Pryor Sr.	6 Rec., 131 Yards
12/31/2017	at Pittsburgh Steelers	Josh Gordon	4 Rec., 115 Yards
9/9/2018	vs. Pittsburgh Steelers	Jarvis Landry	7 Rec., 106 Yards
9/20/2018	vs. New York Jets	Jarvis Landry	8 Rec., 103 Yards
12/2/2018	at Houston Texans	Jarvis Landry	6 Rec., 103 Yards
12/30/2018	at Baltimore Ravens	Jarvis Landry	5 Rec., 102 Yards
9/16/2019	at New York Jets	Odell Beckham Jr.	6 Rec., 161 Yards
9/29/2019	at Baltimore Ravens	Jarvis Landry	8 Rec., 167 Yards
10/13/2019	vs. Seattle Seahawks	Odell Beckham Jr.	6 Rec., 101 Yards
11/24/2019	vs. Miami Dolphins	Jarvis Landry	10 Rec., 148 Yards
10/25/2020	at Cincinnati Bengals	Rashard Higgins	6 Rec., 110 Yards
11/29/2020	at Jacksonville Jaguars	Jarvis Landry	8 Rec., 143 Yards
10/10/2021	at Los Angeles Chargers	David Njoku	7 Rec., 149 Yards
10/17/2021	vs. Arizona Cardinals	Donovan Peoples-Jones	4 Rec., 101 Yards
11/28/2021	at Baltimore Ravens	Jarvis Landry	6 Rec., 111 Yards
9/18/2022	vs. New York Jets	Amari Cooper	9 Rec., 101 Yards
9/22/2022	vs. Pittsburgh Steelers	Amari Cooper	7 Rec., 101 Yards
10/31/2022	vs. Cincinnati Bengals	Amari Cooper	5 Rec., 131 Yards
11/20/2022	at Buffalo Bills	Amari Cooper	8 Rec., 113 Yards
12/11/2022	at Cincinnati Bengals	Donovan Peoples-Jones	8 Rec., 114 Yards
1/1/2023	at Washington Commanders	Amari Cooper	3 Rec., 105 Yards
9/24/2023	vs. Tennessee Titans	Amari Cooper	7 Rec., 116 Yards
10/15/2023	vs. San Francisco 49ers	Amari Cooper	4 Rec., 108 Yards
11/5/2023	vs. Arizona Cardinals	Amari Cooper	5 Rec., 139 Yards
12/17/2023	vs. Chicago Bears	Amari Cooper	4 Rec., 109 Yards
12/17/2023	vs. Chicago Bears	David Njoku	10 Rec., 145 Yards
12/24/2023	at Houston Texans	Amari Cooper	11 Rec., 265 Yards
12/28/2023	vs. New York Jets	David Njoku	6 Rec., 134 Yards

*Denotes Rookie

GAME DAY




HOME OF THE CLEVELAND BROWNS

Cleveland Browns Stadium is home not only to a storied football franchise but also to a dedicated, passionate group of people who are the world's greatest fans. At Cleveland Browns Stadium, fans take pride in supporting their team in a safe, enthusiastic and family-oriented atmosphere. This special combination of sportsmanship and exhilaration makes game days with the Browns a memorable experience.

Cleveland Browns Stadium was built on the hallowed ground of the old Municipal Stadium. The lakefront is home of the Cleveland Browns, where the legendary Coach Paul Brown established Cleveland's first football dynasty in the 1940s and 18 Cleveland Browns established their credentials for induction into the Pro Football Hall of Fame in Canton. In 2010, the team's Pro Football Hall of Fame enshrinees were further honored by the unveiling of their names in the Ring of Honor, which recognizes their contributions to the Cleveland Browns organization. The names of these 19 greats, as well as LB Clay Matthews, who was added in 2019, are permanently displayed on the facade of the stadium's upper deck.

Cleveland Browns Stadium is a celebration of the city's renaissance, drawing people to the lakefront every day. The crown jewel of the North Coast Harbor, Cleveland Browns Stadium is located next to the Rock & Roll Hall of Fame and the Great Lakes Science Center. While on the south side of the stadium, fans can grab items to represent their favorite team at the Pro Shop.



NOT JUST FOR BROWNS GAMES

Cleveland Browns Stadium also plays host to various major events such as concerts, family shows, and other sporting events and is available for private functions in its 15+ premium event spaces such as wedding receptions, proms, holiday parties and business luncheons.

This summer, the stadium saw the Rolling Stones hit the stage at Cleveland Browns Stadium in June as part of the Hackney Diamonds Tour and in August, WWE SummerSlam, one of WWE's largest annual events, will return to Cleveland for the first time since 1996. At the start of September, for the first time ever together live will be Billy Joel and Rod Stewart at Cleveland Browns Stadium.

The venue was also the host site for the 2021 NFL Draft. In 2022, the venue welcomed Def Leppard and Motley Crue for "The Stadium Tour", followed by a Machine Gun Kelly for a sold-out, hometown concert on the "Mainstream Sell Out" global arena tour, of which Cleveland Browns Stadium was the only stadium-show. The stadium also hosted Top Golf Live Stadium Tour late in the summer months. The venue also played host to Monster Jam in the 2022 and 2023 summers.

In 2017 and 2019, the stadium played host to international soccer doubleheaders featuring the U.S. Men's National Team during the Concacaf Gold Cup.

In 2018, Cleveland Browns Stadium also welcomed the U.S. Soccer Women's National Team for a friendly against China PR and two major stadium concert tours – Taylor Swift's Reputation Tour and the JAY-Z and Beyoncé OTR II tour.

In 2017, the facility also hosted a U2 concert. On June 5, 2016, the stadium welcomed the U.S. Soccer Women's National Team for the second leg of a two-game friendly series against Japan.

In 2015, Cleveland Browns Stadium welcomed One Direction and Luke Bryan for top-notch concerts. In 2012, "The Brothers of the Sun Tour," featuring Kenny Chesney and Tim McGraw, came to Cleveland Browns Stadium. The stadium has also played host to Kenny Chesney concerts in 2007 and 2008, as well as The Three Tenors (2000), George Strait (2000) and *NSYNC (2001).

On May 29, 2013, the U.S. Men's National Team hosted Belgium for the first international soccer match at the stadium since 2006.

On six occasions since 2005, the High School Charity Games have been staged at Cleveland Browns Stadium, showcasing some of the top area high school football talent. College football has been a regular on Cleveland Browns Stadium's docket. On September 21, 2013, Tuskegee University and Winston Salem State University squared off in the Third Annual Cleveland Classic HBCU football game. From 2006-2013, a college game was played at the stadium each year except 2010. Additionally, the stadium hosted the Ohio State and University of Michigan hockey teams for Faceoff on the Lake in February of 2023.



In July 2021, the Cleveland Browns and CrossCountry Mortgage, LLC, one of the nation's largest and fastest growing retail mortgage lenders, announced a long-term partnership that includes naming rights for the team's "CrossCountry Mortgage Campus" training and administrative complex in Berea. The building originally opened in August of 1991 and has undergone many renovations since its debut.




The 115,000 square foot building has two floors, both of which have been renovated in recent years. In addition to making significant investments to improve the CrossCountry Mortgage Campus in recent years which included an extension of their lease with the City of Berea, Haslam Sports Group has acquired a number of properties in the area surrounding the fields and main building, which opened in 1991. Plans are currently being developed to align with the team's strategic vision and ultimate expansion of its home at the CrossCountry Mortgage Campus. The primary goal is to ensure the Browns continue to provide the organization, players and Browns fans with first-class resources in all aspects of football and business operations, as well as enhanced opportunities to host additional events in the Northeast Ohio community.

During the 2013 offseason, the facility's second floor underwent a 36,000 square foot renovation. The new space boasts an open floor plan and was designed to create a vibrant, energetic and collaborative space for the club's football and business operations. The new space houses a state-of-the-art media studio where radio and television production take place in-house.

Connected to the facility is the team's 60,000 square foot indoor field house. The facility also hosts four regulation-size natural grass practice fields ideal for year-round football operations, including the club's training camp.

The Cleveland Browns and City of Berea agreed to a lease amendment that guarantees the team's facility will remain in Berea through at least 2028.



CLEVELAND BROWNS TRAINING CAMP HISTORY

The CrossCountry Mortgage Campus hosted a portion of 2023 Browns training camp, which marked the 29th time (1992- 95, 1999-2023) the team conducted training camp at the facility.

Bowling Green State University.....	1946-51
Hiram College.....	1952-74
Kent State University.....	1975-81
Lakeland Community College.....	1982-91
CrossCountry Mortgage Campus/Berea.....	1992-95, 1999-2024
The Greenbrier.....	2023-24



COMMUNITY

STAFF

PLAYERS

2023 SEASON

HISTORY

RECORDS

GAME DAY

In April 2024, the Browns brought back a piece of their storied history with the 2024 season, as the helmets will once again feature the white face mask.

“We are excited to honor our storied history through the return of the white face mask,” Cleveland Browns Partner JW Johnson said. “As we continue to write the next chapter of Browns’ history, we reflect on different eras, such as the Kardiak Kids and the return of the franchise, that led us to this place in time.”

From 1975-1995, and again from 1999-2005, the Browns’ helmets featured white face masks. They were associated with the Kardiak Kids and the AFC Championship era of the Browns.

For the 2023 season, the Browns unveiled white alternate throwback helmets as part of the White Out Series, presented by Browns partner DUDE Wipes. For three games in 2023, the Browns wore a white alternate helmet with the same white throwback jerseys the team wore in 2021, returning a look that hasn’t been worn by the Browns since the franchise was born in 1946. The helmet included an orange and brown stripe down the middle and marked the first time the Browns have worn a non-orange helmet in over seven decades.



COMMUNITY
STAFF
PLAYERS
2023 SEASON
HISTORY
RECORDS
GAME DAY



FOR

YOU

University Hospitals provides access to the most innovative therapies, injury prevention techniques and surgical expertise to keep our players, their families and YOU healthy.

Learn how: UHhospitals.org/Browns



THE OFFICIAL HEALTH CARE PARTNER OF THE
CLEVELAND BROWNS