

LOS ANGELES RAMS



Royal TOUR

©2024 SEASON

INGLEWOOD, CA
33.935 N, 118.3390 W



2024

Royal GUIDE



THE LOS ANGELES RAMS
PRESENT

THE Royal TOUR

LIVE!

PLAYING ALL THE HITS

2024



AUG 11

PRE1
VS DALLAS
HOME / 1:25 PM



AUG 17

PRE2
AT LOS ANGELES AFC
AWAY / 4:05 PM



AUG 24

PRE3
AT HOUSTON
AWAY / 10:00 AM



SEP 08

WK1
AT DETROIT
AWAY / 5:20 PM



SEP 15

WK2
AT ARIZONA
AWAY / 1:05 PM



SEP 22

WK3
VS SAN FRANCISCO
HOME / 1:25 PM



SEP 29

WK4
AT CHICAGO
AWAY / 10:00 AM



OCT 06

WK5
VS GREEN BAY
HOME / 1:25 PM

* BYE

WK6



OCT 20

WK7
VS LAS VEGAS
HOME / 1:05 PM



OCT 24

WK8
VS MINNESOTA
HOME / 5:15 PM



NOV 03

WK9
AT SEATTLE
AWAY / 1:25 PM



NOV 11

WK10
VS MIAMI
HOME / 5:15 PM



NOV 17

WK11
AT NEW ENGLAND
AWAY / 10:00 AM



NOV 24

WK12
VS PHILADELPHIA
HOME / 5:20 PM



DEC 01

WK13
AT NEW ORLEANS
AWAY / 1:05 PM



DEC 08

WK14
VS BUFFALO
HOME / 1:25 PM



DEC 12

WK15
AT SAN FRANCISCO
AWAY / 5:15 PM



DEC 22

WK16
AT NEW YORK AFC
AWAY / 10:00 AM



DEC 28/29

WK17
VS ARIZONA
HOME / TIME TBD



JAN 4/5

WK18
VS SEATTLE
HOME / TIME TBD

THE ROYAL TOUR THE ROYAL TOUR THE ROYAL TOUR THE ROYAL TOUR THE ROYAL TOUR THE ROYAL TOUR THE ROYAL TOUR THE ROYAL TOUR



Los Angeles Rams

Table of Contents

| | |
|--|--------------|
| Table Of Contents..... | 4-6 |
| Staff Directory..... | 7-11 |
| <u>Ownership and Executive Staff Bios.....</u> | <u>12-32</u> |
| E. Stanley Kroenke..... | 13-14 |
| Kevin Demoff..... | 15-17 |
| Les Snead..... | 18-20 |
| Tony Pastoors..... | 21 |
| Dan August and Jeff Brewer..... | 22 |
| Marissa Daly and Todd Davis..... | 23 |
| Kathryn Frederick..... | 24 |
| Eric Dickerson and Artis Twyman..... | 25 |
| Molly Higgins..... | 26 |
| Joanna Hunter and Mike O'Keefe..... | 27 |
| Jen Prince and Jason Griffiths..... | 28 |
| Hadley Rossitter and Marty Turman..... | 29 |
| Reggie Scott..... | 30 |
| Oracio Galindo..... | 31 |
| Lexi Vonderleith..... | 32 |
| <u>Coaching Staff Bios.....</u> | <u>33-75</u> |
| Sean McVay..... | 34-38 |
| Mike LaFleur..... | 39-40 |
| Chris Shula..... | 41-42 |
| Chase Blackburn..... | 43-44 |
| Chris Beake..... | 45-46 |
| Nick Caley..... | 47-48 |
| Andrew Carter..... | 49 |
| Joe Coniglio..... | 50-51 |
| Ron Gould..... | 52-53 |
| Mike Harris..... | 54 |
| Zak Kromer..... | 55 |
| Aubrey Pleasant..... | 56-57 |
| Ryan Wendell..... | 58 |
| Eric Yarber..... | 59-60 |
| Giff Smith..... | 61-62 |
| Chili Davis..... | 63 |
| Dave Ragone..... | 64-65 |
| Greg Williams..... | 66-67 |
| Rob Calabrese..... | 68 |
| John Streicher..... | 69 |
| Nate Scheelhaase..... | 70-71 |
| Sean Desai..... | 72-73 |
| Jerry Schuplinski..... | 74-75 |
| <u>Player Personnel Bios.....</u> | <u>76-88</u> |
| Taylor Morton..... | 77 |
| Ray Farmer..... | 78 |
| Brian Xanders..... | 79 |
| Chris Driggers and James Gladstone..... | 80 |
| John McKay and Ted Monago..... | 81 |
| Billy Johnson and Michael Pierce..... | 82 |
| Vito Gonella and Brian Hill..... | 83 |
| Chance Trickett and Cedric Jones..... | 84 |
| JW Jordan and Nicole Blake..... | 85 |
| Marty Barrett and Matt Vaughn..... | 86 |
| Steve Miller and Andy Sugarman..... | 87 |
| Jake Temme..... | 88 |



| | |
|--------------------------|---------|
| <u>Player Bios</u> | 89-256 |
| Davis Allen..... | 90-91 |
| AJ Arcuri..... | 92 |
| Tutu Atwell..... | 93-95 |
| Steve Avila..... | 96 |
| Stetson Bennett..... | 97-98 |
| Bobby Brown..... | 99-101 |
| Logan Bruss..... | 102 |
| Blake Corum..... | 103 |
| Kamren Curl..... | 104-106 |
| Tyler Davis..... | 107 |
| Justin Dedich..... | 108 |
| Kevin Dotson..... | 109 |
| Cobie Durant..... | 110-112 |
| Cory Durden..... | 113-114 |
| Ethan Evans..... | 115-116 |
| Zach Evans..... | 117-118 |
| Olakunle Fatukasi..... | 119-120 |
| Braden Fiske..... | 121 |
| Miller Forristall..... | 122-123 |
| Jimmy Garoppolo..... | 124-127 |
| Anthony Goodlow..... | 128 |
| Nick Hampton..... | 129-130 |
| Rob Havenstein..... | 131 |
| Tyler Higbee..... | 132-135 |
| Michael Hoecht..... | 136-138 |
| Jacob Hummel..... | 139-140 |
| Tanner Ingle..... | 141 |
| Alaric Jackson..... | 142 |
| Brennan Jackson..... | 143 |
| Jonah Jackson..... | 144 |
| Jerry Jacobs..... | 145-147 |
| Desjuan Johnson..... | 148-149 |
| John Johnson..... | 150-152 |
| Tyler Johnson..... | 153-155 |
| Shaun Jolly..... | 156-157 |
| Ernest Jones..... | 158-160 |
| Nikola Kalinic..... | 161 |
| Joshua Karty..... | 162 |
| Matt Kaskey..... | 163 |
| Derion Kendrick..... | 164-165 |
| Kamren Kinchens..... | 166 |
| Cooper Kupp..... | 167-171 |
| JJ Laap..... | 172 |
| Quentin Lake..... | 173-174 |
| Cam Lampkin..... | 175 |
| Blake Larson..... | 176 |
| Tuli Letuligasenoa..... | 177 |
| KT Leveston..... | 178 |
| Beaux Limmer..... | 179 |
| Alec Lindstrom..... | 180 |
| Hunter Long..... | 181-182 |
| Ochaun Mathis..... | 183-184 |
| Mike McAllister..... | 185 |
| Warren McClendon..... | 186 |
| Cameron McCutcheon..... | 187 |
| Conor McDermott..... | 188 |
| Grant Miller..... | 189 |
| Larrell Murchison..... | 190-192 |
| Puka Nacua..... | 193-194 |
| Elias Neal..... | 195 |
| Joe Noteboom..... | 196 |
| David Olajiga..... | 197 |
| Colby Parkinson..... | 198-200 |



| | |
|---|----------------|
| Troy Reeder..... | 201-203 |
| Ronnie Rivers..... | 204-205 |
| Demarcus Robinson..... | 206-209 |
| Christian Rozeboom..... | 210-212 |
| Boston Scott..... | 213-215 |
| Xavier Smith..... | 216 |
| Omar Speights..... | 217 |
| Matthew Stafford..... | 218-223 |
| Drake Stoops..... | 224 |
| Jason Taylor..... | 225-226 |
| Keir Thomas..... | 227-228 |
| Zach Thomas..... | 229 |
| Tre Tomlinson..... | 230-231 |
| Kobie Turner..... | 232-233 |
| Zach Van Valkenberg..... | 234-235 |
| Jared Verse..... | 236 |
| Josh Wallace..... | 237 |
| Alex Ward..... | 238 |
| Carlos Watkins..... | 239-241 |
| Jordan Whittington..... | 242 |
| Sam Wigelusz..... | 243 |
| Darious Williams..... | 244-246 |
| Kyren Williams..... | 247-249 |
| Dresser Winn..... | 250 |
| Charles Woods..... | 251 |
| Russ Yeast..... | 252-254 |
| Byron Young..... | 255-256 |
| <u>Community Outreach.....</u> | <u>257-274</u> |
| <u>Game Records.....</u> | <u>275-283</u> |
| <u>All-Time Regular Season Stats.....</u> | <u>284-384</u> |
| <u>Sideline Information.....</u> | <u>385-389</u> |
| <u>All-Time Coaches.....</u> | <u>390-393</u> |
| <u>All-Time Records.....</u> | <u>394-409</u> |
| <u>Individual Records.....</u> | <u>410-419</u> |
| <u>Team Records.....</u> | <u>420-427</u> |
| <u>Rams Big Days.....</u> | <u>428-434</u> |
| <u>All-Time Honors.....</u> | <u>435-446</u> |
| <u>SoFi Stadium.....</u> | <u>447-449</u> |
| <u>Home of the Rams.....</u> | <u>450-452</u> |
| <u>Story of the Rams.....</u> | <u>453-465</u> |





Staff Directory



| | |
|--|--------------------|
| Owner/Chairman | E. Stanley Kroenke |
| President | Kevin Demoff |
| General Manager | Les Snead |
| Vice President, Football & Business Administration | Tony Pastoors |

Coaching Staff

| | |
|---|------------------|
| Head Coach..... | Sean McVay |
| Offensive Coordinator..... | Mike LaFleur |
| Defensive Coordinator..... | Chris Shula |
| Special Teams Coordinator..... | Chase Blackburn |
| Safeties Coach..... | Chris Beake |
| Offensive Assistant..... | Rob Calabrese |
| Assistant Defensive Line Coach..... | AC Carter |
| Tight Ends/Pass Game Coordinator..... | Nick Caley |
| Outside Linebackers Coach..... | Joe Coniglio |
| Assistant Special Teams Coach..... | Chili Davis |
| Running Backs Coach..... | Ron Gould |
| Defensive Assistant..... | Mike Harris |
| Assistant Offensive Line Coach..... | Zak Kromer |
| Defensive Backs/Pass Game Coordinator/Asst. Head Coach..... | Aubrey Pleasant |
| Quarterbacks Coach..... | Dave Ragone |
| Defensive Line/Run Game Coordinator..... | Giff Smith |
| Offensive Assistant/ Pass Game Specialist..... | Nate Scheelhaase |
| Game Management Coordinator..... | John Streicher |
| Offensive Line Coach..... | Ryan Wendell |
| Inside Linebackers..... | Greg Williams |
| Wide Receivers..... | Eric Yarber |

Player Personnel

| | |
|--|-----------------|
| Senior Personnel Executive | Brian Xanders |
| Senior Personnel Executive | Ray Farmer |
| Senior Personnel Executive | Taylor Morton |
| Senior Personnel Executive..... | Ted Monago |
| Senior Personnel Executive..... | Chris Driggers |
| Senior Personnel Executive..... | Marty Barrett |
| Director, Scouting Strategy | James Gladstone |
| Director, Draft Management..... | JW Jordan |
| Director, Pro Scouting..... | John McKay |
| Director, Data and Analytics..... | Jake Temme |
| Scouting Strategist..... | Nicole Blake |
| Manager, Software Development..... | Ryan Garlisch |
| Area Scout, West | Vito Gonella |
| Area Scout, Midwest..... | Brian Hill |
| Area Scout, Southeast (Western) | Billy Johnson |
| Area Scout, Southwest..... | Cedric Jones |
| Area Scout Southeast (Eastern)..... | Michael Pierce |
| Area Scout, Northeast/North Midwest..... | Chance Trickett |
| Scouting Assistant..... | Ryon Lynn |
| Special Assistant to the General Manager/Security..... | Steve Miller |
| Special Assistant to the General Manager/Analyst..... | Andy Sugarman |
| Scouting Consultant..... | Sam Walker |
| Pro Scout..... | Matt Waugh |

Equipment

| | |
|------------------------------------|----------------|
| Senior Director, Equipment | Brendan Burger |
| Senior Manager, Equipment..... | Stephen Hale |
| Associate Manager, Equipment | Kevin Blank |
| Assistant Manager, Equipment | Derek Norman |
| Assistant, Equipment..... | Connor Aston |
| Assistant, Equipment..... | Antuan Ivory |

Football Operations

| | |
|---|-------------------------|
| Senior Director, Football Operations..... | Sophie Harlan |
| Senior Manager, Facility & Grounds Operations | Chris Hawes |
| Senior Manager, Football Operations | Vince Hug |
| Coordinator, Football Operations..... | Nick Aiello |
| Supervisor, Custodial..... | Alfonso Garcia |
| Assistant, Grounds Maintenance..... | Hayden Bateman |
| Coordinator, Grounds Maintenance..... | George Figueroa |
| Manager, Facilities..... | Clint Singleton |
| Custodial Supervisor..... | Alfonso Garcia |
| Day-time Custodian..... | Natividad Beltran Lopez |
| Day-time Custodian..... | Cesar Hernandez Sr. |



Staff Directory



Communications

| | |
|---|---------------|
| Vice President, Communications | Artis Twyman |
| Vice President, Corporate Affairs | Joanna Hunter |
| Senior Manager, Communications | Chase Isaacs |
| Associate Manager, Communications | Khalid Hashi |
| Associate Manager, Communications | T'yanna James |
| Coordinator, Corporate Communications | Mara Powner |

Sports Medicine And Performance

| | |
|---|--------------------|
| Vice President, Sports Medicine and Performance | Reggie Scott |
| Director, Sports Medicine | Byron Cunningham |
| Director, Strength and Conditioning | Justin Lovett |
| Director, Athletic Training | Jon Hernandez |
| Head Team Performance Dietitian | Sebastian Zorn |
| Associate, Strength and Conditioning | Christopher Aninye |
| Associate, Strength and Conditioning | Joe Distor |
| Associate Athletic Trainer | Mark Dydasco |
| Coordinator, Strength and Conditioning | Trent Frey |
| Associate Athletic Trainer | Lawrence Jones |

Football Administration

| | |
|--|--------------------|
| Senior Manager, Football Affairs | Casey Africano |
| Manager, Coaching Administration | Carter Crutchfield |
| Senior Manager, Football and Business Administration | Kassandra Garcia |
| Manager, Football Administration | Matthew Shearin |
| Manager, Scouting Administration | Roxana De Santiago |
| Manager, Football Compliance | Isabella Diaz |
| Associate Manager, Football Administration | Leesa Rockhold |
| Office Administrator | Phoebe Jackels |

Video

| | |
|--------------------------------|----------------|
| Senior Director, Video | Dan Dmytrisin |
| Senior Manager, Video | James MacRae |
| Senior Manager, Video | Colby Yanagi |
| Associate Manager, Video | Kimo Shearin |
| Coordinator, Video | Lauren Blonien |
| Coordinator, Video | Zach Hansen |

Legal Affairs

| | |
|-------------------------------------|------------|
| Vice President, Legal Affairs | Todd Davis |
|-------------------------------------|------------|

Community Affairs And Engagement

| | |
|---|--------------------|
| Executive Vice President, Community Impact and Engagement | Molly Higgins |
| Senior Director, Social Justice and Football Development | Johnathan Franklin |
| Senior Director, Cheerleaders and Mascot | Keely Fimbres |
| Director, Government Affairs | Maria Camacho |
| Senior Manager, Community Impact and Engagement | David Weingarten |
| Manager, Mascot | Alex Floch |
| Associate Manager, Social Justice and Football Development | Noel Grigsby |
| Associate Manager, Youth Football | Mo Streety |
| Associate Manager, High School Football | Ghalee Wadood |
| Coordinator, Community Affairs | Anthony Harrison |
| Coordinator, Community Impact and Engagement Strategic Operations | Mia Tolliver |

Employee Experience

| | |
|--|----------------|
| Head of Employee Experience | Oracio Galindo |
| Partner, Employee Experience | Coco Bergdoll |
| Partner, Employee Experience | Oscar Alvarez |
| Coordinator, Employee Experience | Sasha Carter |
| Specialist, Benefits and Payroll | Andrea Vasquez |



Staff Directory



Finance

| | |
|---------------------------------|--------------------|
| Senior Director, Finance..... | Michael Brandi |
| Senior Accountant..... | Christine Carrelli |
| Director, Payroll..... | Kristen Stokes |
| Senior Manager, Accounting..... | Meredith Marcel |
| Manager, Accounts Payable..... | Jessica Thigpenn |
| Staff Accountant..... | Elle Clarizio |

Information Technology

| | |
|---|-----------------|
| Director, Information Technology..... | Jeff Graves |
| Manager, Information Technology Business Operations..... | Eniko Somogyi |
| Manager, Information Technology, Football Operations..... | Boomer Williams |
| Systems Engineer..... | James Caldwell |
| Analyst, Information Security..... | Frank Maza |
| Support Coordinator..... | Joshua Posey |

International

| | |
|---|-----------------|
| Head of International and Special Projects..... | Stephanie Cheng |
| Coordinator, International..... | Thomas Melville |

Partnerships

| | |
|--|----------------------|
| Chief Commercial Officer..... | Jennifer Prince |
| Vice President, Partnership Sales..... | Jason Griffiths |
| Vice President, Partnership Development..... | Mike O'Keefe |
| Senior Director, Partnership Sales..... | Chris Edwards |
| Senior Director, Partnership Sales..... | Tyler Potts |
| Senior Director, Partnership Management..... | Brittany Ramos |
| Senior Director, Partnership Strategy..... | Alec Spivack |
| Senior Director, Commercial Marketing and Development..... | Athena Chen |
| Director, Partnership Development..... | Jennie Antonakis |
| Director, Partnership Sales..... | Kevin Kettl |
| Director, Partnership Management..... | Elizabeth Kwasnowski |
| Director, Partnership Development and Strategy..... | Lacey Frederick |
| Senior Manager, Partnership Management..... | James Daniel |
| Senior Manager, Partnership Sales..... | Evan Drapeau |
| Senior Manager, Partnership Management..... | Bianca Graves |
| Senior Manager, Partnership Sales..... | Steven Smith |
| Senior Manager, Partnership Management..... | Jesse Thomas |
| Senior Manager, Partnership Management..... | Jayla Winston |
| Manager, Partnership Strategy..... | Seth Altman |
| Manager, Partnership Insights..... | Oliver Buechler |
| Manager, Partnership Strategy..... | Brett Estes |
| Manager, Partnership Sales..... | Nicholas Gerst |
| Account Executive, Partnership Sales..... | Ryan Koerner |
| Manager, Partnership Strategy..... | Anna Konsmo |
| Manager, Partnership Strategy..... | David Miller |
| Account Executive, Partnership Sales..... | Kellie Warren |
| Associate Manager, Partnership Operations..... | Jenee Galindo |
| Coordinator, Partnership Management..... | Eli Corenthal |
| Account Manager, Partnership Management..... | Mia Hernandez |
| Account Manager, Partnership Management..... | Brandon Hino |
| Analyst, Partnership Strategy..... | Imraan Lalani |
| Account Manager, Partnership Management..... | Kimberly Low |
| Associate Manager, Partnership Operations..... | Lydia Lee |
| Coordinator, Commercial Marketing and Development..... | Brianna Magee |
| Coordinator, Partnership Management..... | Rachel Sarahang |
| Associate Manager, Commercial Marketing and Development..... | Jesse Shapiro |
| Account Manager, Partnership Activation..... | Blaine Swan |
| Analyst, Partnership Strategy..... | Cassidy Tollner |
| Associate Manager, Partnership Administration..... | Jessica Weinstein |

Business Operations

| | |
|-----------------------------------|-----------------|
| Manager, Business Operations..... | Marisa Lester |
| Office Administrator..... | Cristina Bernal |



Staff Directory



Ticketing, Strategy, Stadium Operations, Client Services

| | |
|--|-----------------------|
| Executive Vice President, Consumer Revenue and Strategy..... | Dan August |
| Vice President, Ticket and Premium Sales..... | Hadley Rossitter |
| Vice President, Client Services..... | Meagan Roberts |
| Senior Director, Ticket Operations..... | Steven Moore |
| Director, Strategy and Analytics..... | Issac Ortega |
| Director, Premium Seating and Group Hospitality..... | Austin Soulard |
| Senior Premium Sales Consultant..... | Daiveun Curry-Chapman |
| Senior Premium Sales Consultant..... | Connor Dodd |
| Senior Manager, Member Services & Guest Experience..... | Sara Dugan |
| Senior Manager, Suite Services..... | Nicole Ianni |
| Senior Manager, Stadium Operations..... | Kristen Kolbeck |
| Senior Manager, Ticket Operations..... | Travis Wegener |
| Manager, Ticket Operations..... | Jessica Bracamontes |
| Manager, Premium Services..... | Megan Elcock |
| Manager, CRM Operations..... | Haley Flavio |
| Manager, Member and Group Sales..... | Brent Martelli |
| Manager, Stadium Operations..... | Tommy Mazzariello |
| Manager, Strategy and Analytics..... | Holden Tamchin |
| Senior Member Services Representative..... | Khalid Ali |
| Senior Member Services Representative..... | Ashley Covarrubias |
| Senior Specialist, Suite Services..... | Georgianne Kagianas |
| Senior Specialist, Club Member Services..... | Briana Montanez |
| Senior Member Services Representative..... | Clayton Sweeting |
| Senior Specialist, Club Member Services..... | Brittany Todd |
| Supervisor, Member Service..... | Louis Verdi |
| Premium Sales Consultant..... | Robert Alfaro |
| Specialist, Club Member Services..... | Whitney Anderson |
| Premium Sales Consultant..... | Stephanie Asnon |
| Analyst, CRM..... | Jonathan Au |
| Member Sales Consultant..... | Hailley Brendecke |
| Specialist, Club Member Services..... | Jonathan Cervantes |
| Specialist, Club Member Services..... | Kendra Delgado |
| Member Services Representative..... | Brittany Douglas |
| Coordinator, Ticket Operations..... | Karan Desai |
| Coordinator, Premium Service and Operations..... | Kaylee Guzman |
| Member Services Representative..... | Cameron Jackson |
| Specialist, Season Ticket Member Experience..... | Kylie Jensen |
| Premium Sales Consultant..... | Andre Laws |
| Member Services Representative..... | Jesse Lima |
| Member Services Representative..... | Kaitlin Lynch |
| Coordinator, Premium Sales..... | Lydia Horky |
| Member Sales Consultant..... | Matthew Massey |
| Member Sales Consultant..... | Spencer Mittin |
| Premium Sales Consultant..... | Henry Montes |
| Premium Sales Consultant..... | Guillermo Morales |
| Premium Sales Consultant..... | Laurence Morgan |
| Member Sales Consultant..... | Bryan Oasay |
| Coordinator, Ticket Operations..... | Jack O'Connell |
| Specialist, Suite Service..... | Veronica Perry |
| Member Services Representative..... | Johnas Pulley |
| Analyst, Strategy and Analytics..... | Gracia O'Donnell |
| Premium Sales Consultant..... | Johnny Plouffe |
| Coordinator, Ticket Operations..... | Tureen Piriomari |
| Member Sales Consultant..... | Miko Rojas |
| Coordinator, Guest Experience..... | Elizabeth Salinas |
| Member Sales Consultant..... | Katherine Salisbury |
| Coordinator, Stadium Operations..... | Zhane Simpson |
| Premium Sales Consultant..... | Justin Souvannasane |
| Member Services Representative..... | Erik Swanson |
| Specialist, Club Member Services..... | Sarah Vail |



Staff Directory



Marketing, Game Presentation & Rams Studios

| | |
|---|----------------------|
| Chief Marketing Officer..... | Kathryn Frederick |
| Vice President and General Manager, Rams Studios..... | Marissa Daly |
| Vice President, Game Presentation and Experiential Marketing..... | Sarah Schuler |
| Vice President, Fan Marketing and Insights..... | Marty Turman |
| Vice President, Brand Strategy..... | Lexi Vonderlieth |
| Senior Director, Creative Services..... | Cory Befort |
| Senior Director, Media and Talent..... | Jory Hirsh |
| Senior Director, Video..... | Chris Williams |
| Play By Play Announcer..... | JB Long |
| Director, Social Media and Influencers..... | Kurt Gies |
| Director, Digital Marketing..... | Doug Howe |
| Director, Video..... | Sam Lack |
| Director, Experiential Marketing..... | Sydney Layne |
| Play-By-Play Announcer..... | J.B. Long |
| Director, Game Presentation..... | Chadwick Richardson |
| Senior Manager, Media Partnerships..... | Katelyn Baker |
| Senior Manager, Integrated Marketing Project Management..... | Brittany Cipolla |
| Senior Manager, Creative Services..... | Shawn Dangerfield |
| Senior Motion Graphics Designer..... | Jake Dunn |
| Senior Manager, Digital Operations..... | Ana Hoosier |
| Senior Manager, Partnership Design..... | Cate Howard |
| Senior Designer..... | Zoe Kaatz |
| Senior Manager, Video..... | Solo Koo |
| Senior Manager, Video..... | Rudy Galvan-Rivera |
| Senior Developer..... | Michael Guardi |
| Senior Manager, Marketing Strategy and Operations..... | Cameron Malakoff |
| Senior Manager, Digital Marketing..... | Harrison Packer |
| Senior Manager, Studio Operations..... | Melissa Park |
| Senior Manager, Fan Affinity Marketing..... | Randy Perkins |
| Senior Manager, Merchandise and Retail Marketing..... | Ryan Piechowski |
| Senior Manager, Marketing Technology..... | Jonathan Stevens |
| Senior Manager, Fan Marketing and Insights..... | Amber Williams |
| Senior Manager, Brand Strategy..... | Rachel Zisman |
| Manager, Social Media..... | Christie Aguilar |
| Manager, Player Marketing..... | Emma McVay |
| Manager, Game Production & Live Programming..... | Madeline Stessman |
| Manager, Team Photographer..... | Brevin Townsell |
| Coordinator, Game Presentation..... | Eashan Arun |
| Social Producer..... | Taylor Bailey |
| Associate Producer..... | Bing Banta |
| Developer, Marketing Systems..... | Brody Baumann |
| Associate Manager, Retail and Merchandise..... | Maddie Benavides |
| Senior Producer..... | Nick Conte |
| Developer, Digital Marketing..... | Greg Di Scala |
| Developer, Digital Marketing..... | Stephanie Dube |
| Associate Manager, Integrated Marketing..... | Patrick Esposito |
| Associate Manager, Digital..... | Joliana Frausto |
| Analyst, Consumer Insights..... | Rosa Garza |
| Coordinator, Digital..... | Pedro Gomez |
| Coordinator, Social Media..... | Trinity Gomez |
| Coordinator, Brand Strategy..... | Tiras Holifield |
| Analyst, Consumer Insights..... | Lauren Hess Locquiao |
| Senior Staff Writer..... | Stu Jackson |
| Associate Producer..... | Sophia Jordan |
| Video Editor..... | Michael Kalec |
| Coordinator, Partnership Design..... | Jonathan Kusagaya |
| Analyst, Digital Marketing..... | Jacob Lee |
| Coordinator, Studio Operations..... | Danielle Mandel |
| Graphic Designer..... | Jacqueline Mikula |
| Associate Manager, Influencers..... | Carls Niedospial |
| Graphic Designer..... | Shane Raucci |
| Producer..... | Yusuf Rowser |
| Coordinator, Social Media..... | Bobby Saberi |
| Coordinator, Brand Strategy..... | Joshua Sherman |
| Producer, Talent/Content..... | Erica Tamposi |
| Video Producer..... | Jacob Van de Grift |
| Associate Manager, Social Media..... | Patricia Vicente |
| Analyst, Digital Marketing..... | Kyle Woodland |
| Coordinator, Studio Operations..... | Mariah Zermeno |



Los Angeles Rams

Ownership & Executive Staff Bios



Owner/Chairman

E. Stanley Kroenke

E. Stanley Kroenke's journey to bring professional football back to Los Angeles culminated on Jan. 12, 2016 when National Football League owners ratified his proposal to return the Rams to Southern California.

Eleven years after NFL owners unanimously approved Kroenke to assume sole ownership of the franchise in 2010, he celebrated the opening of SoFi Stadium and Hollywood Park – a 298-acre development with a 70,240-seat stadium as its crown jewel, which hosted Super Bowl LVI in 2022. The Rams culminated the stadium's first season with fans in attendance with a world championship won in their home stadium, in their home city of Los Angeles. That year, Kroenke became the first sports team owner to win a Super Bowl and another major pro sports title in any given calendar year.

The state-of-the-art stadium rises from nearly 100 feet below ground on the former site of the Hollywood Park Racetrack and serves as the home to the Los Angeles Rams and Los Angeles Chargers. Additionally, the multi-purpose project serves as a West Coast campus for the National Football League, houses NFL Media's headquarters, and features hosting capabilities for future Super Bowls, NFL Drafts, and Pro Bowls.

"I think what Stan has built here and done here, in his creativity with this whole development, this probably is going to redefine this area of Los Angeles for the next century," Chargers Owner/Chairman Dean Spanos told *The Associated Press*. "It's going to be something that L.A. is going to be very proud to have."

Equipped with decades of real estate development experience, a passion for sports and a one-of-a-kind vision, Kroenke orchestrated the Rams' return home by privately financing the construction of a world-class stadium befitting the culture and style of Los Angeles.

"Stan has the vision, resources, inspiration and creativity to create the right setting for the NFL in Los Angeles," said Dallas Cowboys Owner Jerry Jones. "I have great admiration for his talent and skills, and I have great confidence in his leadership ability in guiding our league back into this very important community. He sees the big picture, knows how to do things on the big stage, and he knows how to do what's best for the long term future. Stan Kroenke is a valuable asset to the National Football League."

In the months leading up to the opening of SoFi Stadium, Kroenke was named *Los Angeles Business Journal's* Business Person of the Year for 2020. The Rams' return to Los Angeles was named 2016's top sports moment at the 12th Annual L.A. Sports Awards.

DELIVERING A GLOBAL DESTINATION

In a marriage of sports, retail, commercial and residential development, Kroenke constructed a 3.1 million-square-foot stadium expandable up to 100,000 seats that anchors an urban village, complete with a 6,000-seat performance venue called The YouTube Theater, 300 boutique hotel rooms, 2,500 modern residences, more than 1.5 million square feet of retail, office, conference and meeting space. More than 20 acres of public parks, open space, pedestrian walkways and bicycle paths will

divide the district into thirds, offering residents and visitors a regional gathering place in the center of the Los Angeles basin.

"(The) project is uniquely tied to Kroenke's vision of where global sports and entertainment are heading and his zeal to be at the forefront," sports reporter Liz Clarke detailed in *The Washington Post* in 2019.

In addition to hosting NFL games, SoFi Stadium and the district at Hollywood Park has transformed the area into a year-round sports and entertainment destination that delivers an unparalleled experience for residents and visitors. Beyond Super Bowl LVI in 2022, the stadium has been awarded the Opening and Closing Ceremonies of the 2028 Olympics and hosted the College Football Playoff National Championship and Wrestlemania in 2023.

The NFL recently opened NFL Los Angeles, a 450,000 square foot Class A building with 214,063 square feet of office space and 74,922 square feet of studio and support space to serve as the home for *NFL Network*, *NFL.com*, *NFL RedZone*, the NFL app and many other department's supporting the league's media and business operations. In addition to office and studio space situated next to SoFi Stadium, the facility features NFL Media's first outdoor studio which hosts audiences and includes an outdoor field for filming purposes as well as public use.

"As home to the Rams and Chargers, and now NFL Los Angeles, SoFi Stadium and Hollywood Park will be an attraction for NFL fans year-round," said NFL Commissioner Roger Goodell. "Thanks to Stan's vision, we know Hollywood Park will be the place to be – not just for football, but for entertainment and events, for living and for working. We are excited for NFL Los Angeles to join this transformative project."



The NFL's largest stadium was designed to reflect the climate, characteristics and culture of Southern California, and to capitalize on the site's near-perfect weather. A transparent roof canopy covering 19 acres was developed. Under the lightweight roof made of ETFE, all sides of the building remain open, allowing for a natural integration between the indoor and outdoor public spaces. "That stadium is off the charts," said Al Michaels, the play-by-play voice for NBC's *Sunday Night Football*. "It's very different. It's very special."

Kroenke and project developers officially broke ground on SoFi Stadium and Hollywood Park on Nov. 17, 2016.



E. Stanley Kroenke Continued



ENRICHING THE COMMUNITY

Within months of relocating to Southern California, Kroenke's Rams instituted their first local community improvement project in partnership with the Inglewood Unified School District as a continuation of the team's commitment to service.

"The (community improvement) project, being completed through a grant from the Rams, is a visible manifestation of Stan Kroenke, the NFL and the Rams organization to the school children of Inglewood," said Inglewood Mayor James T. Butts. "The Rams have shouted, 'Inglewood kids count,' and I salute them for their investment in the learning environment for our children."

Under Kroenke's leadership, philanthropic activities remain essential to the mission of SoFi Stadium and Hollywood Park. Project developers have been committed to positively impacting the Greater Los Angeles region and the City of Inglewood through world-class entertainment, outreach activities, the creation of new jobs, and local revenues.

"In shifting the center of gravity of West Coast sports to Inglewood, Kroenke has elevated the profile of the community and seeded the area with opportunity for years to come," added Farmer. "A project of this magnitude changes the landscape both literally and economically."

In partnership with the City of Inglewood, Kroenke committed to a 100 percent union job site with priority given to residents of Inglewood and designated local zip codes. Since breaking ground in 2016, more than 17,000 people worked on-site to help construct SoFi Stadium. In order to further create job opportunities for members of the local community, a 15 percent Inglewood resident apprenticeship goal was established to help workers develop professional and trade skills. At the completion of the stadium construction in Summer of 2020, over 95 Minority and Disadvantaged Businesses had received more than \$750 million in construction contracts and local area residents have received more than \$93 million in wages.

As a whole, the City of Inglewood's general fund is expected to receive tens of millions in annual revenue from SoFi Stadium and Hollywood Park. According to initial estimates, the city is projected to receive \$13 million in sales tax revenue during construction from equipment and materials purchased alone. Inglewood is also benefitting through other avenues such as ticket taxes, sales tax from retail operations, property taxes and a hotel occupancy tax. These funds help balance the city's budget, improve and expand city services and infrastructure, enhance public safety and maintain open green space. Revenues from Kroenke's entertainment district also fund new after-school sports programs among other after-school activities for Inglewood's youth.

In recognition of their leadership in giving back to the greater Los Angeles region, Kroenke's Rams were honored in 2019 by both the Anti-Defamation League Los Angeles with their Corporate Leadership Award and by Make-A-Wish Tri-Counties as The Wish Champion Award.

AN INTERNATIONAL SPORTS LEADER

Regarded as one of the world's leading sports proprietors, Kroenke's teams have won titles in the NFL, NBA, NHL, MLS, and the National Lacrosse League. Kroenke's sports holdings include Arsenal FC (Barclays English Premier League), which won its 13th FA Cup in 2017. From 2000-2014, Kroenke owned the NBA's Denver Nuggets and the NHL's Colorado Avalanche, which are now a part of a family trust. Kroenke's Denver-based company, Kroenke Sports & Entertainment (KSE), owns the Colorado Rapids of Major League Soccer and the Colorado Mammoth of the National Lacrosse League. KSE was recognized as one of *Sports Business Journal's* "Power Players" earlier this year. Kroenke also owns Altitude Sports & Entertainment, which produces Rams preseason games.

Kroenke's teams won four championships (Los Angeles Rams, Colorado Mammoth, Colorado Avalanche and Denver Nuggets) in a three-year span. His three different big four sports league championships in a 18-month span is unprecedented in professional sports.

"It is evident that Stan knows how to achieve success in the sports world," Rams General Manager Les Snead said. "His teams have won championships in five different sports and he has experience in building a contender. The success we have experienced through the NFL Draft and free agency would not have been possible without Stan's support and his willingness to take risks to build our team."

On Jan. 12, 2017, Kroenke hired Sean McVay – the youngest head coach in modern NFL history – to lead the Rams. Since onboarding McVay, the Rams have five playoff berths and two Super Bowl appearances, winning Super Bowl LVI. McVay has a 70-45 regular season record and is 7-4 in the playoffs. He has led the Rams to six winning seasons with three NFC West titles. McVay is the youngest head coach to win a Super Bowl at the age of 36 and the youngest head coach to win AP Coach of the Year at 31 in 2018. He is the second-fastest coach in franchise history to reach the 50-win mark and is the second-youngest youngest head coach in the NFL despite entering his eighth season at the helm.



Additionally, McVay's 33 wins in his first three years is the franchise's most wins since the 1974-76 seasons, and his record through the first four seasons (43-21 in 64 regular season games) of his coaching tenure is amongst the best start of all head coaches hired since 2000.

According to *The New York Times*, 1997 was the first season to allow NFL owners to own cross-sport franchises. Among current NFL ownership, only two have had three teams to win a playoff game/series in the same year in North America. Kroenke was the latest to accomplish the feat as the Avalanche and Nuggets also made remarkable playoff runs during the 2018-19 season. Both the Avalanche and Nuggets secured first-round playoff wins, and Los Angeles advanced to the club's fourth Super Bowl (2018-19 season). The late Paul Allen's Seattle Seahawks (NFL), Portland Trail Blazers (NBA) and Seattle Sounders FC (MLS) previously did so in 2014.

Kroenke currently serves on the NFL's Broadcast Committee and has worked on multiple league committees, including the NFL's Workplace Diversity Committee. He also worked alongside his fellow owners to reach a new Collective Bargaining Agreement with the NFL Players Association in 2011.

In 2022, Kroenke was one of 15 exceptional business, civic and cultural leaders from across North America to receive Horatio Alger Award honors, which is awarded annually to individuals who have succeeded despite facing adversities, and who have remained committed to higher education and charitable efforts in their communities.

E. Stanley Kroenke, named after baseball legends Enos Slaughter and Stan Musial, was born in Cole Camp, Mo., and grew up in Mora, Mo. Kroenke and his wife, Ann, have a daughter, Whitney, and a son, Josh, Vice Chairman of KSE and KSE UK. Kroenke holds undergraduate and graduate degrees from the University of Missouri and he is a member of the Missouri Sports Hall of Fame (2009 Enshrinement Class).

President, Team & Media Operations,
Kroenke Sports & Entertainment



Kevin Demoff

College: Dartmouth

NFL Year: 20

Rams Year: 16



Kevin Demoff is in his first year as the President of Team and Media Operations for Kroenke Sports & Entertainment and his 16th year as the team president for the Los Angeles Rams. Demoff oversees operations of all KSE teams including the Denver Nuggets (NBA), Colorado Avalanche (NHL), Colorado Rapids (MLS), and Colorado Mammoth (NLL), as well as operations of all KSE Media properties including Altitude Sports and Entertainment, KSE Radio, and Outdoor Sportsman Group.

In his role, Demoff also serves as the Rams' top front office executive and liaison to owner and chairman, Stan Kroenke, on all organizational matters.

After serving on the working group that helped Kroenke return the Rams – Los Angeles' original professional sports team – home to L.A., Demoff continues to play a significant role in delivering on Kroenke's vision to design and construct Hollywood Park, the 298-acre sports and entertainment district in Inglewood that features SoFi Stadium, the home of the Rams. Beyond the stadium, the campus includes the 6,000-seat YouTube Theater, an office complex that is the home of the NFL's West Coast headquarters, a retail district that is under development, and is currently the largest entitled real-estate project in Southern California.

In addition to the entertainment district at Hollywood Park, Demoff has led the efforts for the construction of the team's practice facility in Woodland Hills. Demoff continues to collaborate with local officials and front office staff to create a state-of-the-art training facility and team headquarters surrounded by a sports and entertainment development.

Demoff works closely with General Manager Les Snead and Head Coach Sean McVay and was instrumental in delivering on Kroenke's promise of bringing a Super Bowl Championship to Los Angeles, with the Rams making history and topping the Cincinnati Bengals 23-20 at SoFi Stadium. Not only were the 2021 Rams only the second team in 56 years to play in (and win) the Super Bowl in their home stadium, but they were the first team in NFL history to host the AFC or NFC Championship in the same stadium where the Super Bowl would also be played.

Bringing Super Bowl LVI and LA28 Olympics to Los Angeles

Immediately on the heels of the National Football League's historic return to Los Angeles in 2016, Demoff and the Rams helped lead a regional effort to bring the Super Bowl to SoFi Stadium and Hollywood Park. Micronomics projected in 2021 that Super Bowl LVI would have an economic impact up to \$477 million across the greater Los Angeles region. Demoff and the Rams have also joined forces with the LA24 Olympic Bid Committee to help deliver the 2028 Olympic and Paralympic Games to Los Angeles. In addition, SoFi Stadium hosted the College Football Playoff final and Wrestlemania last year.

Beyond the impact of the Super Bowl and other major events that are now hosted in LA and Inglewood, the Hollywood Park development is expected to generate hundreds of millions in new annual economic activity across the region. During construction, there were upwards of 3,500 construction workers on-site daily, with Inglewood residents given priority placement, and more than 17,000 workers have stepped on the stadium site since it broke ground in November 2016. In order to further create job opportunities for members of the local community, a 15 percent Inglewood resident apprenticeship goal for construction was established to help workers develop professional and trade skills. During construction, over 95 Minority and Disadvantaged Businesses had received more than \$754 million in construction contracts and local area residents earned more than \$129 million in wages. In addition, in partnership with the Anti-Recidivism Coalition (ARC) and 2nd Call, more than 100 union workers who were previously incarcerated found employment opportunities during the construction of SoFi Stadium. Once fully operating, the stadium and retail components together are expected to generate thousands of additional jobs with long-term regional benefits.



A Leader in Diversity and Inclusion

In Demoff's tenure with the Rams, he has shaped the club's business efforts with a focus on delivering a best-in-class experience for fans and partners, building a team that reflects Los Angeles, and increasing the club's presence in the community. With a strong commitment to diversity, equity and inclusion, Demoff has intentionally built one of the most diverse front offices in sports. The Rams rank in the top quartile of all NFL teams in terms of racial and gender diversity across the organization. As a result, Demoff was awarded the Daniel M. Rooney Lifetime Achievement Award from the Fritz Pollard Alliance in 2023 and was named one of *Sports Business Journal's* 2023 ALL-IN Leaders in Diversity, Equity and Inclusion. The *San Fernando Valley Business Journal* also recognized the Rams with a 2022 Diversity, Equity and Inclusion Award and the LA Chamber of Commerce honored Demoff with the Distinguished Business Leader Award. Looking to expand that commitment beyond Los Angeles, Demoff helped found the Black Sports Business Symposium, which aims to create new opportunities for diverse professionals in the world of sports and to increase Black representation in the industry. He also regularly supports programs aimed at increasing diversity across the NFL, including the Ozzie Newsome General Manager Forum and Quarterback Coaching Summit.



Kevin Demoff Continued



Demoff's commitment to DEI also extends to the team's community efforts which are largely focused on providing access and opportunity for young people from Black and Brown communities in Los Angeles. Each year, the Rams partner with LA Promise Fund to provide paid internships to deserving students from Los Angeles public high schools and expose them to career opportunities in professional sports. The Rams also became the first team in professional sports to partner on a corporate residency program with College Track, whose mission is to support students with limited resources to chart their course to and through college. The Rams have created a season-long mentorship program, Pathways to Success, which pairs minority students with Rams front office members and provides a variety of professional workshops and job shadowing opportunities. In 2021, the team created the Kenny Washington Memorial Scholarship to provide up to four years of financial support for 13 students from under-resourced communities who are among the first in their families to pursue post-secondary education. The scholarship, introduced in honor of the 75th anniversary of Washington becoming the first Black player signed by an NFL team in the modern era, also includes advisement support from Fulfillment Fund, an educational non-profit partner of the Rams.



Making an Impact on the Los Angeles Community

Demoff has spearheaded the organization's efforts to become one of the strongest philanthropic partners in professional sports. That focus has led the team to receive numerous awards for their charitable efforts as they continue to become part of the fabric of the greater Los Angeles region. Under Demoff's guidance, the Rams have focused on addressing education inequities, food insecurity, homelessness, community-police relations and youth justice.

Community pillars for the organization are the Watts Rams and North East Lincoln Rams youth football teams, which are coached by officers from the Los Angeles Police Department. The Los Angeles Rams formally adopted the Watts Rams in 2019 and the North East Lincoln Rams in 2022 to use the game of football to help bridge the gap between law enforcement and communities of color. The team also worked with Inglewood Parks and Recreation to rename their youth flag football league the Inglewood Rams. Each of the 26 teams in the Inglewood Rams flag football league is named after a current Rams player with Inglewood police officers serving as coaches and mentors.

Demoff also serves on the executive board of the United Way of Greater Los Angeles, and since 2017 he has served as the chair of its annual campaign which helps United Way transform lives and communities by creating pathways out of poverty for the most vulnerable residents through education, housing and financial stability. Each year, the Rams team up with United Way of Greater Los Angeles to host a 5K family run/walk to raise public awareness and funds to end homelessness. The event, which was renamed Walk United LA in 2021, aims to rally the community to help provide housing, education and opportunity for all. Demoff led the effort to bring WalkUnited LA to SoFi Stadium in 2021. Since 2019, the event has raised more than \$3.7 million and the Rams and United Way will host the 2024 WalkUnited LA at SoFi Stadium again this year as part of United Way's Centennial.

In addition to these efforts, the Rams annually host the Taste of the Rams event, which raises money to address the food insecurity of 1 in 5 Angelenos. Introduced in 2016, the event has raised more than \$1,400,000 for LA Regional Food Bank and has allowed them to provide nearly five million meals to Angelenos in need.

Demoff also joined the board of City Year Los Angeles, an organization that mobilizes AmeriCorps members for a year of full-time service in underserved communities to serve as tutors, mentors and role models for students to help them graduate high school, college and become career-ready young professionals.



Spearheading Crisis Relief and Recovery Efforts

When the COVID-19 pandemic hit the country in March 2020, the Rams partnered with KABC on a "Te'LA'thon for Los Angeles," which raised \$2.2 million to benefit both LA Regional Food Bank and United Way of Greater Los Angeles to help those affected by COVID-19. The organization also made a commitment to fund monthly mobile food distributions in Black and Brown communities including two mobile distributions at SoFi Stadium that provided more than 7,000 families with nutritious food. In March of 2021, Demoff teamed with former Los Angeles Unified School District Superintendent Austin Beutner and the Rams official health partner, Cedars-Sinai, to make Hollywood Park a vaccination site for LAUSD teachers and staff. In two months, approximately 17,000 vaccines were administered to help reopen schools in the safest way possible.

In the wake of unimaginable tragedy that struck the Southern California region in 2018, the Rams hosted the Kansas City Chiefs at the LA Memorial Coliseum for a game that currently stands as the highest scoring *Monday Night Football* game ever and will be remembered for bringing LA Together. After a mass shooting and wildfires affected and displaced thousands of residents in the Southern California region, the Rams stood in solidarity with Angelenos to honor and pay tribute to affected individuals, their families and first responders who worked tirelessly to keep the region safe. Under Demoff's leadership, the Rams wrapped their arms around the community in a number of ways including giving away thousands of game tickets to those affected by the tragedies and honoring victims and the community through in-game elements. The Rams partnered with CBS-2 and United Way of Greater Los Angeles on a telethon that raised more than \$2.1 million benefiting the relief efforts, and in addition more than \$250,000 was raised for a variety of charities supporting the relief efforts through in-game 50/50 raffles, jersey auctions and player ticket donations tied to the game.





Kevin Demoff Continued



Corporate Citizenship

The Rams have received multiple accolades recognizing their impact on the greater Los Angeles region. The Salvation Army recently recognized the team with their annual Humanitarian Award and the *Los Angeles Business Journal* recognized them with the "Business Angel of the Year" award as part of their 2022 Nonprofit and Corporate Citizenship Awards. Additionally, the LA Chamber of Commerce honored the organization with the Distinguished Business Leader Award and the Valley Industry & Commerce Association (VICA) inducted the Rams into the 2022 San Fernando Valley Business Hall of Fame.



Reinforcing the Rams' commitment to the Los Angeles community, Demoff was selected to sit on the Los Angeles Area Chamber of Commerce's CEO Council. He also serves on multiple boards including the LA Coalition for the Economy & Jobs, the Los Angeles Sports Council, and the Los Angeles Sports and Entertainment Commission, as well as its philanthropic initiative, ChampionLA. Additionally, Demoff is part of the American Cancer Society's CEOs Against Cancer, which is a partnership of the world's leading CEOs and the American Cancer Society dedicated to eliminating unnecessary deaths and suffering from cancer. He also serves as the Co-Chair of The Los Angeles Coalition for the Economy & Jobs, an independent, bipartisan membership organization established to bring together leaders from the region's business, labor, academic and nonprofit communities to advance sound policy initiatives that will help grow the economy and create quality jobs throughout the L.A. region.



Demoff was recently awarded Executive of the Year for the 2023 LA Sports Awards. *Los Angeles Business Journal* also recognized Demoff for five consecutive years on its annual LA500 list, honoring the most influential leaders and executives in Los Angeles. In 2016, he was recognized by the *Sports Business Journal* as one of its "Forty under 40" class members and in 2010 he was named one of the "NFL's 10 Future Power Brokers" by *Sports Illustrated*.



Before the Rams

Prior to joining the Rams, Demoff spent four seasons with the Tampa Bay Buccaneers (2005-08), where he served as a consultant before being named Senior Assistant in 2006. In this capacity, Demoff assisted General Manager Bruce Allen in contract negotiations, salary cap management, strategic planning and both college and pro scouting. During his tenure with the Buccaneers, the team captured NFC South titles in 2005 and 2007 while posting a winning record in three of his four seasons.



From 2001-04, Demoff served as Director of Football Operations for the Los Angeles Avengers of the Arena Football League. He helped direct the team to its first-ever playoff berth and in his final three seasons with the club, the Avengers posted a record of 28-18, third-best in the Arena Football League, qualifying for the playoffs in each of those seasons.

Born and raised in Los Angeles, Calif., Demoff received a bachelors' degree in history from Dartmouth College in 1999 and a Masters in Business Administration from the Tuck School of Business at Dartmouth in 2006, where he serves on the MBA Leadership Council.

Kevin resides in Los Angeles with his children Claire and Owen and his wife, Jennifer.



General Manager

Les Snead

College: Auburn

NFL Year: 30

Rams Year: 13

Les Snead is entering his 13th season as General Manager of the Los Angeles Rams and was hired for the position in February of 2012. In his role as General Manager, Snead partners with Head Coach Sean McVay to direct all personnel decisions for the club. In addition, Snead coordinates all aspects of the club's football operations with the Head Coach and joins forces with team president Kevin Demoff and Vice President, Football & Business Administration Tony Pastoors to direct the team's business ventures.

Snead's tenure has been marked by strategic, aggressive moves that have created a strong core nucleus of talent and depth throughout the roster. Snead set his philosophy in motion just days after his hiring and has continued it through the 2024 NFL Draft.

After guiding the Rams through an organizational rebuild and transition back home to Los Angeles, Snead and the Rams have continued to thrive in the contention phase of NFL roster building and have created a team-building philosophy and model that other clubs have emulated. Under Snead's guidance, the Rams have recorded six winning seasons, reaching the postseason five of the last seven seasons with two Super Bowl appearances and one world championship.

The Rams' recent Super Bowl LVI victory was made possible due to a series of trades executed by Snead for established and proven players. In January of 2021, Snead traded for veteran QB Matthew Stafford. Ahead of the team's final preseason game, Snead acquired former RB Sony Michel from the Patriots. Additionally, following a strong start to the season, Snead made more moves to complete an already talented roster, acquiring star outside linebacker Von Miller and signing former WR Odell Beckham Jr. Each addition proved to be paramount to the Rams' championship run.

Since becoming General Manager, Snead has orchestrated 49 trades, which ranks in the top half of the league since 2012. The Rams have selected 106 players in the NFL Draft under Snead with seven receiving All-Pro honors. During Snead's tenure, the Rams have also acquired All-Pro players such as DB Tre'Davious White, DB Jalen Ramsey, LB Bobby Wagner, OL Andrew Whitworth, as well as Pro Bowl OL Jonah Jackson.

Snead selected 10 players in the 2024 NFL Draft. With the team's first first-round pick since 2016, he selected OLB Jared Verse (19th overall) out of Florida State. In the next round, Snead traded up to selected Verse's college teammate in DL Braden Fiske with the 39th overall pick. The Rams selected RB Blake Corum (83rd overall) out of Michigan and DB Kam Kinchens (99th overall) out of Miami in the third round. In the fifth round, Snead drafted OLB Brennan Jackson (154th overall) out of Washington State. With four selections in the sixth round, he selected DL Tyler Davis (196th overall) out of Clemson, K Joshua Karty (209th overall) out of Stanford, WR Jordan Whittington (213th overall) out of Texas, and OL Beaux Limmer (217th overall) out of Arkansas. Snead selected OL KT Leveston (254th overall) out of Kansas State with his final pick.

Additionally during the 2024 offseason, Snead bolstered the roster through free agency with the signings of White, Jackson, DB Kamren Curl, and backup QB Jimmy Garoppolo. Snead also brought back Super Bowl LVI Champion DB Darious Williams for a second stint with the team.

In the 2022 NFL Draft, the Rams were without a first-round draft pick for the fifth-straight season after trading early picks to acquire proven talent and reward the team's core-nucleus with long-term contracts. The Rams were busy on Days 2 and 3 with eight selections in Rounds 3-7. Snead's first selection in Round 3 was Wisconsin G Logan Bruss to help solidify a strong position group that already features two Wisconsin Badgers in T Rob Havenstein and former G David Edwards. With the team's seven picks on Day 3, Snead added depth to the secondary by selecting DBs Cobie Durant (Round 4) and Derion Kendrick (Round 6), as well as Safeties Quentin Lake (Round 6) and Russ Yeast (Round 7). Snead also added to the offensive backfield with the selection of Second-Team All-Pro RB Kyren Williams (Round 5).

With a total of nine picks in the 2021 Draft, Snead and his staff selected four offensive players and five players to bolster the defense. On Day 2 with the 57th overall pick (Round 2), Snead selected WR TuTu Atwell out of Louisville and LB Ernest Jones with the 103rd overall pick (Round 3). The following day, the Rams picked DL Bobby Brown (Round 4) out of Texas A&M.

Leading up to the 2020 NFL season, Snead led negotiations in the signing of free agent and former Rams players and Super Bowl Champions: OLB Leonard Floyd, DL A'Shawn Robinson, and Pro Bowl K Matt Gay.

Snead added offensive support with the Rams' first two picks in the second round of the 2020 NFL Draft by selecting former RB Cam Akers (52nd overall) out of Florida State and former WR Van Jefferson (57th overall) out of Florida. With one of the team's later picks, Snead selected DB Jordan Fuller (Round 6) out of Ohio State which helped improve a defense that eventually became the league's number one ranked unit during the regular season.

The Rams made six trades in the 2019 NFL Draft, including a trade out of the first round to acquire additional draft capital. L.A. used its first pick of the Draft to select former DB Taylor Rapp out of Washington in the second round (No. 61 overall). The 2019 Draft class also featured late round picks such as former DT Greg Gaines (Round 4), former OL David Edwards (Round 5) and former DB Nick Scott (Round 7), who played significant and meaningful snaps during their time with the Rams.

Snead took a different approach to the 2018 offseason compared to previous years, making trades to acquire players and bolster draft capital. From the start of the new league year on March 14 through the completion of the 2018 NFL Draft, Snead and his staff executed 11 trades that resulted in the acquisition of players such as former CBs Marcus Peters and Aqib Talib, and former WR Brandin Cooks. Additionally, the Rams landed coveted free agent DT Ndamukong Suh. Prior to the start of the 2018 season, L.A. rewarded two former first-round picks in DT Aaron Donald and



Les Snead Continued



RB Todd Gurley II with long-term contracts, making both Donald and Gurley the highest paid players at their positions following a 2017 season when they won Associated Press Defensive and Offensive Player of the year accolades, respectively.

In the 2018 Draft, Snead selected 11 players, despite not having a pick in the first two rounds. L.A. used its first two picks on offensive linemen picking T Joseph Noteboom (No. 89 overall) out of TCU and former C Brian Allen (No. 111 overall) from Michigan State. The Rams used seven of the remaining nine selections to bolster depth along the defensive front. All 11 picks were on the roster entering the 2019 offseason program.

From 2012-2017, Snead made 52 selections in the Draft, with five earning All-Pro honors, the most in the league during that timeframe. Snead's draft choices included back-to-back *Associated Press* Rookie of the Year honorees in Donald (2014 Defensive Rookie of the Year) and Gurley (2015 Offensive Rookie of the Year). Both players went on to earn AP Offensive and Defensive Player of the Year honors following the 2017 season.

The Rams have reaped early dividends from many of Snead's initial selections, particularly in the early rounds. Of the 13 players Snead selected in the first or second round of his first four drafts, seven were named to the Pro Football Writers of America All-Rookie Team following their first season. In total, 10 players drafted by Snead have made an All-Rookie Team.

Despite not owning a first-round selection, Snead was active in free agency during the 2017 offseason to supplement the young talent accumulated through the draft on the Rams roster. The first moves made by Snead with Head Coach Sean McVay were the signings of Pro Bowl T Andrew Whitworth and WR Robert Woods.

In the 2017 NFL Draft, Snead maneuvered trades to select TE Gerald Everett (No. 44 overall) out of the University of South Alabama. The Rams used three of their first four selections on pass catchers, selecting WR Cooper Kupp (No. 69 overall) and former WR Josh Reynolds (No. 117 overall), in addition to DB John Johnson III, who is in his third stint with the team, with the second of two third round selections (No. 91 overall). As a group, the 2017 draft class started 26 games as rookies, led by Johnson who started 11 games at safety. The 2017 rookie class was highlighted by Kupp being named to the PFWA All-Rookie Team. Kupp went on to eventually capture the receiving triple crown, becoming the first player since 2005 to lead the NFL in receptions, receiving yards and receiving touchdowns in 2021. Kupp also won the NFL's Offensive Player of the Year Award and become Super Bowl LVI MVP that same season.



The 2016 season kicked off with a blockbuster pre-draft trade from No. 15 overall to No. 1 overall with the Tennessee Titans to select Cal QB Jared Goff. The trade sent the Titans the Rams' first-round draft pick (No. 15), two second-round draft picks (No. 43, No. 45), and a third-round draft pick (No. 76) in 2016. Tennessee also obtained Los Angeles' first-round and third-round picks in the 2017 NFL Draft. In addition to receiving the No. 1 overall pick, Los Angeles received the Titans' fourth-round (No. 113) and sixth-round (No. 177) selections in 2016.

The Rams' 2016 Training Camp roster was the youngest roster in the NFL. Since the Snead administration has been in place, the Rams boasted the youngest roster during the 2012, 2014 and 2016 seasons. The Rams were the second-youngest team in 2015.

In 2015, Snead led a draft that focused on revamping the run game. The process began by selecting Gurley No. 10 overall and then selecting four offensive linemen with the team's next six selections, highlighted by Wisconsin T Rob Havenstein (No. 57 overall). Havenstein has gone on to start all 130 regular season games played and 11 postseason contests with the organization. The Rams boasted the third youngest offensive line in the NFL during the 2015 season, which showcased Havenstein who did not allow a sack as a rookie.

Gurley became just the third Rams rookie running back to eclipse the 1,000-yard rushing mark since Hall of Famers Eric Dickerson (1983) and Jerome Bettis (1993). Gurley led all rookies in rushing and finished third among all NFL runners in rushing yards (1,106). His season culminated with a Pro Bowl berth, Pro Football Writers of America Rookie of the Year Award and NFL Offensive Rookie of the Year, marking the second-consecutive year that a Rams rookie took home NFL rookie honors (Donald –DPOY 2015). Gurley had his best season as a pro in 2018, leading the league with 2,093 scrimmage yards and 19 total touchdowns to earn *Associated Press* Offensive Player of the Year accolades.



Snead and his staff made a total of 11 selections in the 2014 draft. With their first-round pick, they selected Donald, a Pittsburgh All-American who earned Pro Bowl honors and was named NFL Defensive Rookie of the year after posting 9.0 sacks, the second most by any NFL defensive tackle that season. Donald bested his rookie performance in year two and garnered 11.0 sacks, which tied for most in the league at his position on his way to his second-consecutive Pro Bowl nod and went on to win *Associated Press* Defensive Player of the Year honors in 2018. After becoming the highest paid defensive tackle in NFL history, Donald thanked Snead and the Rams with a franchise-best 20.5 sacks, the most by an interior defensive lineman in league history, earning his second-consecutive AP Defensive Player of the Year honors. Since Donald was drafted in 2014, he's been selected to the Pro Bowl every season and has received First-Team All-Pro Honors seven of the eight years in the NFL.

Snead and his staff have had plenty of success with undrafted free agent signings over the last eight years. Of the 53 players on the team's final 2016 roster, 15 joined the Rams as undrafted rookie free agents under Snead's watch. That group included Pro Bowl P Johnny Hekker, LS Jake McQuaide and special teams standout LB Cory Littleton, who blocked two kicks during the 2017 season. Other undrafted free agent signings that have contributed to the Rams success have been G Coleman Shelton, QB John Wolford and T Alaric Jackson.

Snead inherited a roster that had endured one of the most difficult stretches in league history in St. Louis from 2007 to 2011. The team posted a 15-65 record (.188 winning percentage), the worst ever by an NFL team during any five-year period. The Rams' 15 wins during that stretch were the fewest in the league, and Detroit, which had the second-lowest win total during the same time frame, recorded 10 more wins than the Rams with 25. From 2012-15, the Rams logged 27 wins to increase their winning percentage to .422.



Les Snead Continued



In the spring of 2012, Snead directed a trade that sent the second overall pick in the 2012 draft to Washington in exchange for the sixth and 39th picks that year, along with Washington's first round picks in both 2013 and 2014. Snead made two additional trades in April of 2012 that allowed the Rams to make four of the first 50 selections in the 2012 draft. The surplus of picks allowed the Rams to strategically maneuver in the 2013 Draft as well. With the Rams sitting at No. 16, Snead surmised that he wouldn't be able to stand pat and land highly-coveted WR/PR Tavon Austin, so he worked out a deal with the Buffalo Bills. The Rams moved up to Buffalo's eighth spot and selected the speedy playmaker from West Virginia. Austin scored six touchdowns as a rookie – four receiving, one rushing and one on a 98-yard punt return. In the Rams' win at Indianapolis in 2013, Austin became one of three rookies in NFL history to score three touchdowns of 50 yards or more, joining Hall of Famer Gale Sayers and Randy Moss.



With the 22nd pick, which the Rams owned as part of the Washington trade, Snead made another deal that helped the club recoup a significant portion of what he sent to Buffalo. The Rams swapped places with the Atlanta Falcons, and with the 30th selection, Snead was able to secure the player he targeted at No. 22 - Georgia LB Alec Ogletree. As a rookie, Ogletree led the Rams with 155 tackles and added 1.5 sacks, six forced fumbles and an interception.

Prior to joining the Rams, Snead spent 13 seasons with the Atlanta Falcons serving as the club's director of player personnel from 2009-11, a pro scout, and the team's director of pro personnel. During his time in Atlanta, Snead was part of a personnel staff that signed, traded for, or drafted 16 players that earned Pro Bowl honors.



Snead helped construct a roster that was one of the NFL's best over a four-year span. From 2008-11, the Falcons had four consecutive winning seasons winning 43 games, the fifth-most wins in the NFL over that time period. The Falcons played in one Super Bowl and two NFC Championship games during Snead's time with the club.

Snead joined the Falcons after three seasons (1995-97) in the pro scouting department of the Jacksonville Jaguars. He was hired by the Jaguars prior to the franchise's first season and helped put together a team that garnered an AFC Championship berth in just its second year of existence. Jacksonville won its first division title in Snead's final year with the team.

Snead played tight end for Auburn from 1992-93 and was part of the Tigers' perfect 11-0 team in 1993. He also earned Southeast Region Academic All-American honors during his college career.

The Eufaula, Ala. native holds a Bachelor of Science degree in psychology and planned to attend medical school until he was offered a graduate assistant coaching position at his alma mater. He earned a Master of Education degree at Auburn while working as a graduate assistant and he also served as an administrative assistant of football operations in 1995 at Auburn.

In addition to his duties with the Rams, Snead also sits on a pair of advisory boards, including GAMEBREAKER, a soft shell headgear company powered by D3O Impact Technology to help alleviate some of the abrasions that come with playing any contact or non-contact sport. Snead also serves as a board member on the Curry School Foundation Board at UVA, a dynamic group of professionals who have committed themselves as fundraisers and ambassadors of the school, promoting Curry's work among their networks of colleagues and acquaintances.



Snead is married to Kara Henderson Snead, a former sports media personality who has worked for *NFL Network* co-hosting *NFL Total Access* and providing in-depth interviews, pregame and postgame reports and sideline reports for a variety of shows across the network including *NFL Total Access*, *Around the League*, *NFL GameDay Morning* and *NFL GameDay Final*. Kara graduated cum laude from Duke University. She began her career as a production assistant at *ESPN* and later *ABC News*. Her on-air career began at *NESN* in 1998 as the co-host of *NESN's "Front Row"*. From 2000 to 2003, she worked at *CNN* as a reporter and anchor.

Together, the couple has three children: two sons, Logan and Tate, as well as a daughter, Cannon.



Vice President,
Football & Business Administration



Tony Pastoors

College: Dartmouth

NFL Year: 15

Rams Year: 15



Tony Pastoors enters his 15th season with the Rams after joining the team prior to the 2010 season. He serves as the vice president of football and business administration.

In this role, Pastoors works directly with team president Kevin Demoff on all aspects of Rams operations. He partners with General Manager Les Snead and Head Coach Sean McVay in the development and implementation of the club's strategic plans for player signings and player acquisitions.

As the club's chief negotiator, Pastoors oversees the team's salary cap management, contract negotiations, compliance with the NFL's Collective Bargaining Agreement as well as the club's financial and strategic planning. Pastoors partners with Snead and McVay in the day-to-day management and execution of the team's football operations. In addition, he serves as a liaison to the club's business operations including marketing, partnerships, finance, ticketing, community relations, administration, and communications. Pastoors serves as part of the Rams' executive leadership team and represents the club at a league level, attending NFL league meetings on behalf of the organization.

Pastoors has played a pivotal role in the evolution of the Rams' team-building philosophy and his work has allowed the team to add star-level talent over the last handful of years. There isn't a significant roster or contractual decision that doesn't run through Pastoors and while many have deemed the Rams roster constructing methods as "unconventional" dating back to 2018, numerous clubs around the league have adopted the practices that Pastoors, Snead, and McVay have put into place. In both 2021 and 2022, Pastoors was honored in *The Athletic's* "NFL 40 Under 40" list.



Pastoors also played a role in delivering on Kroenke's vision for Hollywood Park, the 298-acre sports and entertainment district in Inglewood that features SoFi Stadium and the campus that includes the 6,000-seat YouTube Theater, an office complex that is the home of the NFL's West Coast headquarters, and the retail district that is under development.

In addition to the entertainment district at Hollywood Park, Pastoors has helped lead the efforts for the construction of the team's practice facility in Woodland Hills. He continues to collaborate with local officials and front office staff to create a state-of-the-art training facility and team headquarters surrounded by a sports and entertainment development in the San Fernando Valley.

Over the last few years, Pastoors has helped execute a trade for veteran quarterback Matthew Stafford along with the mid-season trades for Von Miller and Odell Beckham Jr., which helped put the Rams over the edge en route to their Super Bowl LVI victory. During the 2019 season, Pastoors worked closely on the trade deal that brought All-Pro defensive back Jalen Ramsey to the Rams and helped sign outside linebacker Leonard Floyd leading up to the 2020 season.

"Rams vice president Tony Pastoors has in the last six years proven masterful at finding creative ways to provide Snead and McVay with virtually any player they desire," said Gary Klein of *The Los Angeles Times* in 2022.

Pastoors continues to find creative ways to structure contracts and extend player deals in a way that creates cap space and flexibility for the future. In partnership with Snead this offseason, Pastoors calculated new deals for Matthew Stafford, right guard Kevin Dotson, and helped sign high-priced free agents such as left guard Jonah Jackson as well as defensive backs Tre'Davious White, Darius Williams and Kamren Curl.

He also has worked closely with McVay and Snead in recent years to keep key contributors of the Rams' Super Bowl roster intact and extended standout receiver Cooper Kupp, a lynchpin of the offensive line in Rob Havenstein, tight end Tyler Higbee, and others.

In January of 2017, Pastoors worked alongside Owner and Chairman Stan Kroenke, COO Kevin Demoff and Snead to reshape the culture of the Rams football operation and usher in a new era. The group led a broad coaching search that resulted in the hiring of Head Coach Sean McVay – the youngest head coach in modern NFL history.

Born and raised in Minneapolis, Minn. Pastoors received his degree from Dartmouth College, where he played football for the late Buddy Teevens.

Tony and his wife Emily, have two daughters Charli and Kiley.





**Executive Vice President,
Consumer Revenue and Strategy** 

Dan August

College: Dartmouth
NFL Year: 17
Rams Year: 9

The 2023 season marks Daniel August's ninth season with the Los Angeles Rams and his third as Executive Vice President of Consumer Revenue and Strategy.

In his role, August is involved with key strategic initiatives and oversees ticketing, gameday operations, gameday analytics as well as relationships with food & beverage and retail partners. Areas of ticketing include strategy/planning, analytics, sales, operations, suites and guiding the Rams premium ticketing experience on gamedays and year-round.

In his first six seasons with the Rams, August focused on key business ventures and major strategic initiatives for the club, which included ticketing strategy and planning, gameday experience, concessions, digital media, consumer products and analytics.

Prior to joining the Rams, August worked for the NFL league office in New York City for eight years. Over his final two years, he served as Head of Strategic Marketing and Planning, after working for six years in finance, the last as Director of Financial Planning & Analysis. During his tenure at the NFL headquarters, August served on major projects, including the Collective Bargaining Agreement (CBA), NFL Ticket Exchange, apparel and e-commerce deals, International Series expansion, Veteran Combine, NFL Newborn Fan Club and Pro Bowl.

Before entering the sports arena, August served as an investment banking analyst at Morgan Stanley. August received a Bachelor of Arts in Economics from Dartmouth College in 2007 and a Masters in Business Administration from The University of North Carolina's Kenan-Flagler Business School in 2014.

He is married to Joanna Hunter August, who works in corporate affairs for the Rams. They have two daughters, Leah and Isabella.



Treasurer 

Jeff Brewer

**College: California State University
North Ridge**
NFL Year: 39
Rams Year: 39

Jeff Brewer is entering his 39th season with the Rams. He joined the team in 1986 as Controller.

Brewer has spent the last 31 years in his current role as Treasurer. As head of the Rams finance department, he oversees day-to-day operations and handles multiple audits, tax work and treasury management.

Originally from Southern California, Jeff earned an accounting degree from California State University, Northridge where he was captain of the basketball team.

Prior to joining the Rams, he worked as a manager at Ernst & Whinney, an accounting firm in Newport Beach, California.

Jeff is married to Alaine, and together they have six adult children, Jen, Nick, Robert, Alyssa, Molly and Megan. In his free time he enjoys spending time with his family and traveling. Jeff and Alaine reside in Yorba Linda, Calif.



**Vice President
and General Manager, Media**



Marissa Daly

**College: Villanova
NFL Year: 7
Rams Year: 7**

The 2023 season marks Marissa Daly's seventh season with the Los Angeles Rams, serving as the team's Vice President and General Manager of Rams Studios, the club's media team.

Before joining the Rams, Daly served as the Senior Director of Product Marketing for *Yahoo Sports* and led marketing for the Sports and Fantasy properties including strategy, research, positioning, CRM, mobile acquisition, creative, media planning, and brand management.

While attending UCLA Anderson School of Management, Daly was the president of the Sports Business Association, co-director of orientation for the class of 2012, and co-founder of PULSE, an annual media, entertainment, and sports conference.

She interned at the LA Sports & Entertainment Commission as a sales and marketing intern for the NBA All-Star Jam Session and for Mandalay Baseball Properties.

Prior to Anderson, Daly worked as a Financial Analyst at Goldman Sachs and as an Investor Relations representative at NYC-based hedge fund, Latigo Partners.

Daly received her bachelor's degree in finance and international business from Villanova University.

Marissa and her husband, Sam, are parents to their sons Owen and Hudson, and have a golden retriever named Kobe Bryant.



General Counsel



Todd Davis

**College: Southern California
NFL Year: 33
Rams Year: 33**

Todd Davis is entering his 33rd year with the Rams. He works directly with ownership and Chief Operating Officer Kevin Demoff on day-to-day business operation issues, advises the club on all legal matters, and contributes significantly to the team's business operations.

His areas of oversight include sponsorships, licensing, vendor and employment agreements (for football and non-football employees), human resources issues, team litigation, risk management, workers compensation and more.

Davis is also on the board of the Rams Foundation and serves on the NFL Steering Committee for Sports Betting/Integrity and Compliance, the Club Counsel Sports Betting Integrity Steering Committee, as well as the committee for workers compensation. He joined the NFL Committee for workers compensation in 2010 and continues to be an active member.

Davis is active in league-wide matters and has served on multiple intra-league working groups including workers compensation, gambling and seat licenses. He aids in the Rams Risk Management and serves as the Secretary of the Rams Foundation.

Davis was the recipient of *LA Business Journal's* Corporate Counsel of the Year Award in 2022.

A graduate of the University of Southern California Law Center in 1991, he obtained his Bachelor of Arts in political science and a Bachelor of Science in accounting. He is a member of the California Bar Association.

He is married to his wife of 26 years, Anna. Together they have one daughter, Savannah (21).



Chief Marketing Officer



Kathryn Kai-ling Frederick

College: Harvard and MIT

NFL Year: 4

Rams Year: 4

Kathryn Kai-ling Frederick is currently the Chief Marketing Officer at the Los Angeles Rams.

In this role, Frederick leads all areas of marketing and media including brand strategy, experiential, creative, game presentation, social, digital, performance analytics and content. Since joining the Rams in 2021, Frederick's work has spanned an award-winning 2022 Draft Film featuring Hollywood's own Scott Eastwood, Josh Holloway and Tyrese Gibson; innovative, first-of-its-kind gameday AR programming; and most recently, a Black History Month film celebrating the untold story of Kenny Washington. Under her leadership, the Rams Marketing team continues to chart the course for sports marketing and cultivate the next generation of fans.

Before her time at Live Nation and Ticketmaster, Frederick held several senior roles leading digital and business transformation at brands such as Yahoo!, Modern Luxury Media and Pricegrabber. She is an advisor and investor in a number of early-stage consumer technology companies and participated in the 2016 White House Summit of the United State of Women.



Frederick was born and raised in Los Angeles. She earned her BA from Bryn Mawr College, her MBA from MIT Sloan School of Management, and her MPA from Harvard Kennedy School. She currently lives in Inglewood with her husband Chris, and her two daughters, Kylie and Charlotte.



Prior to joining the Rams, Frederick was Chief Marketing Officer at Live Nation Entertainment where she helped connect over 300 million global live event fans to music, theater, and sporting events through robust CRM and digital marketing and data centric programs. Frederick evolved the Ticketmaster Marketing and Product organizations to enrich the fan engagement experience by bringing together data, technology and the magic of live events to acquire, inspire and engage fans. Frederick was honored as a Billboard Power Player in 2018 and 2019.





**Vice President,
Business Development**

Eric Dickerson

College: Southern Methodist

NFL Year: 19

Rams Year: 12

Eric Dickerson joined the Rams front office as vice president of business development in August of 2017, rejoining the organization that drafted him in 1983.

Dickerson played running back for the Rams from 1983 to 1987 and broke the NFL's single season record holder for most yards gained (2,105) in 1984. As a rookie in 1983, he set NFL rookie records for most yards gained in a season (1,808) and attempts (390) and was named NFC and NFL Rookie of the Year.

He currently ranks ninth on the NFL's all-time rushing list with 13,259 yards. The SMU product rushed for more than 100 yards 64 times, which ranks fourth on the NFL's all-time record list. Dickerson went on to complete a legendary NFL career by reaching 10,000 career rushing yards in the shortest amount

of games. His production was matched by his running style and unforgettable appearance on the field with sports goggles, a neck roll and the full complement of pads.

Dickerson was selected to the Pro Bowl six times and chosen to NFL's all-Decade team for the 1980's. He was inducted into the Pro Football Hall of Fame in 1999.

Dickerson was the No. 1 ranked high school football player in the nation before committing to Southern Methodist University (SMU) and turned them into a national powerhouse.

In addition to his work with the Rams, he also has a strategic partnership with iHeart radio and serves as an NFL Analyst for FS1.



**Vice President,
Communications**

Artis Twyman

College: Tennessee State

NFL Year: 24

Rams Year: 22

Artis Twyman is in his fifth year as Vice President of Communications for the Los Angeles Rams. In this position, Twyman oversees the media relations staff and directs the Rams' communication efforts.

The 2024 season will be Twyman's 22nd season with the Rams. He previously served nine seasons as senior director of communications and three seasons as the team's director of media relations after spending six years as assistant director of football media.

Following the 2018 season, Twyman and the Rams communications department won the Pro Football Writers Association's Pete Rozelle Award, which recognizes the NFL public relations staff that consistently strives for excellence in its dealings and relationships with the media. It marked the first time the Rams won the award since 1997 and only the second time in franchise history.

Prior to joining the Rams in 2003, Twyman spent two years as a public relations assistant for the Seattle Seahawks. He broke into the NFL in 2001 as a public relations intern for the expansion Houston Texans. From 1995-2001, he worked in the Tennessee State University Public Relations Department, serving in many capacities, including three years as public information officer.

In 2012, he was one of only two public relations officials throughout the 32-team league chosen to work the Pro Bowl in Honolulu, Hawaii. He also received this honor in 2011, 2009, 2008 and 2006. Twyman was part of public relations staffs for NFC Championship games, as well as several Super Bowls.

In 2021, he served as the chair of the Dean's Advisory Council at California Lutheran University.

Twyman earned his undergraduate degree in speech communications from Tennessee State University in Nashville, Tenn., and a master's degree in mass communications from Middle Tennessee State University in Murfreesboro, Tenn.

Executive Vice President, Community Impact and Engagement



Molly Higgins

College: Northern Iowa

NFL Year: 23

Rams Year: 23



Molly Higgins is the Executive Vice President of Community Impact and Engagement for the Los Angeles Rams. In her role, Higgins oversees the Rams community outreach and social justice efforts and aims to use the team's platform to fight for equality, drive equity and provide access and opportunity for youth.

Through various programs and initiatives, Higgins and her team work to address issues of poverty that disproportionately impact communities of color including education inequities, housing and food insecurities, community-police relations, youth justice and mentorship.

One of the Rams' signature programs is the Watts Rams youth football program consisting of 150 boys and girls who are coached by LAPD officers. Using the game of football, the goal of the program is to help bridge the divide between the Watts community and law enforcement allowing the kids to see the officers as human beings and mentors, while allowing the officers to get to know the community members they serve. The Rams fund all components of the program and throughout the year, provide engagement opportunities with current players and enrichment and educational experiences to help the kids dream beyond their current reality.

Beyond the Watts Rams, Higgins is driven by the fact that talent is equally distributed, but opportunity is not. With that as a focus, Higgins has placed an emphasis on the Rams being a collaborative partner in the education space with the goal of helping to close the achievement gap for low-income students. Through year-round school engagement including the Rams Readers literacy program, PLAY 60 youth health and wellness Field Days, mentorship programs, internship opportunities, incentive campaigns, playground builds, campus beautifications, career chats, college field trips and funding City Year student success coaches, the Rams are committed to ensuring a child's education and upward mobility are not dictated by their zip code.

Three years ago, the Rams created an additional education program when they introduced the Kenny Washington Memorial Scholarship to celebrate the 75th anniversary of the Rams becoming the first professional sports team in the modern era to sign an African-American player, Kenny Washington, in 1946. Each year, the scholarship provides up to four years of financial support for 13 students who are among the first in their families to pursue a post-secondary education.

Last season, the team continued their efforts to support the 1 in 5 Angelenos who struggle with food insecurity with efforts like mobile food drives as well as Taste of the Rams, which Higgins introduced in 2016 upon the team's return to Los Angeles. To date, the event has raised nearly \$1.4 million dollars for LA Regional Food Bank and provided more than 5 million meals to Angelenos in need.

In 2024, the Rams will host the 4th annual WalkUnitedLA at SoFi Stadium to help United Way's efforts to break the cycles of poverty through homelessness and housing, education and economic opportunity initiatives. Other areas of focus include growing the game of youth and high school football and celebrating the contributions of our military members and veterans through our year-round salute to service efforts. Additionally, the team participates in a variety of special events each year to raise awareness and funding for numerous local non-profits throughout the greater LA region to improve the lives of Angelenos.

Beyond the organization's charitable priorities, the Rams community impact team works to understand each player's areas of interest and aligns them with causes they are passionate about to enable them to personally impact their community. When Andrew Whitworth joined the Rams in 2017, Higgins worked with him to create a community impact strategy. Leading up to Super Bowl LVI, his impact was recognized when he has awarded the NFL Walter Payton Man of the Year, the league's most prestigious honor that recognizes a player's commitment to philanthropy and community impact, as well as excellence on the field.

In addition to Higgins' community impact and engagement responsibilities, she is part of the Rams' executive team that helps shape the organization's off the field strategies.

The *Sports Business Journal* named Higgins to their 2020 class of "Game Changers." In 2019, the United Way of Greater Los Angeles recognized Higgins with an EmpowerHer Award for her commitment to advance equity in Los Angeles. During her time in St. Louis, Higgins was a recipient of the Bar Association of Metropolitan St. Louis' "Spirit of Justice Award" honoring individuals who have demonstrated accomplishment, leadership and integrity in facilitating and promoting justice. In 2014, Higgins was recognized as one of St. Louis' "Most Influential Business Women" by the *St. Louis Business Journal*. Higgins was named to the *St. Louis Business Journal's* 30 under 30 list in 2006, an annual award that honors 30 St. Louis-area business leaders under the age of 30.

Prior to joining the Rams, Higgins worked in public relations for Unigraphics Solutions, a NYSE-listed global computer software company.

A graduate of the University of Northern Iowa with a B.A. in public relations and a minor in marketing, Higgins is also a graduate of the Coro Women in Leadership program and participated in the Stanford Graduate School of Business Program for NFL Managers. She and her wife, Missy, reside in Playa Vista.



**Vice President,
Corporate Affairs**



Joanna Hunter

**College: Dartmouth
NFL Year: 19
Rams Year: 9**

Joanna Hunter is in her ninth season with the Rams and serves as the Vice President of Corporate Affairs. In this role, she oversees the club's communications strategy around the team's off-the-field matters including business and social responsibility efforts.

Hunter helped lead the Rams PR staff that won the Pro Football Writers Association's Pete Rozelle Award, which is given annually to the NFL club public relations staff that consistently strives for excellence in its dealings and relationships with the media in 2018 after the department was named a finalist for the award following the 2017 campaign.

The 2024 season will be Hunter's 19th season in the National Football League, spending 10 seasons at the league office as part of the NFL's communications department. She started her career at the NFL in 2006 as a Communications Assistant and transitioned

to corporate communications in 2007. She served as the NFL's Director of Corporate Communications, focusing on rapid response and crisis management as well as communications around business initiatives and key issues such as health and safety and social responsibility.

In her time at the NFL, she was part of a team that managed media relations and operations for NFL Draft, NFL Kickoff and Super Bowl (Super Bowl XLI – 50), the NFL Honors awards show, and the Super Bowl Halftime Show.

Hunter earned her undergraduate degree in French from Dartmouth College in Hanover, NH. She is married to Dan August, who serves as the Executive Vice President of Consumer Revenue and Strategy for the team. Together, they have two daughters, Leah and Isabella.



**Vice President,
Partnership Development**



Mike O'Keefe

**College: Missouri State
NFL Year: 27
Rams Year: 27**

Mike O'Keefe is entering his 27th season with the Rams and has held numerous roles throughout his tenure with the team which have spanned across ticketing, premium seating, suite sales, marketing, media, community partnerships and sponsorship.

In his current position as Vice President of Partnership Development, O'Keefe leads a team focused on developing new business through the creation of customized marketing platforms, allowing brands and companies to tap into the power of the Rams and the NFL to achieve their marketing objectives.

He also works closely with the partnership marketing and community impact teams to cultivate relationships with partners and deepen their involvement in team programming.

O'Keefe is a board member of the Southeast Ventura County YMCA and also enjoys participating in the Rams' numerous off-the-field charitable endeavors.

Born and raised in St. Louis, MO, O'Keefe holds a degree in communications from Missouri State University and resides in Agoura Hills with his wife and three daughters.



Chief Commercial Officer



Jen Prince

**College: University of California,
Santa Barbara**

NFL Year: 4

Rams Year: 4

As the Chief Commercial Officer of the Los Angeles Rams, Jennifer is responsible for overseeing all partnerships — including sales, activation, and strategy — as well as the commercialization of the media business, including owned-and-operated channels, social media accounts and media partnerships.

Jennifer previously spent over eight years at Twitter as the Global Vice President and Head of Content Partnerships and Managing Director of Global Media & Entertainment Partnerships. Prior to joining Twitter in August of 2013, Jennifer was Head of Industry for Film & Television at Google and Head of YouTube Media & Entertainment. Jennifer also served as the Senior Vice President of Advertising at Demand Media and helped the company through its IPO.

She has worked at other notable companies such as American Greetings, Ziff Davis and TBWA/Chiat Day. Jennifer has spent over 26 years in digital advertising, content, and partnerships.

She earned a BA Communications degree from University of California, Santa Barbara. In addition to her role at the Los Angeles Rams, Jennifer serves on various boards such as Hershey Entertainment & Resorts, System1 and Versus Systems. She lives in Los Angeles and keeps busy with her husband and three daughters.



**Vice President,
Partnership Sales**



Jason Griffiths

College: Middlebury

NFL Year: 7

Rams Year: 7

Jason Griffiths enters his seventh season with the Los Angeles Rams serving as the organization's Vice President of Partnership Sales.

In his current role, he is responsible for managing the current Rams partners as well as overseeing the origination of new partnerships at SoFi Stadium.

Prior to joining the Rams organization, Griffiths served as Director of Enterprise Sales for Box, an enterprise cloud content management company. During his three-year tenure, Griffiths helped build Box's North East presence from a small team of thirty members to over one hundred and fifty. During this time, the North East region became one of the most successful sales regions in the US.

Before his time with Box, Griffiths worked for Rackspace from 2009 through 2015, starting as an Account Manager and working his way up to a Senior Sales Executive. His roles included developing and executing all sales and account management strategies for a portfolio of Fortune 1000 accounts, building successful sales teams and helping Rackspace expand their sales presence in New York City.

Griffiths co-founded Cortech Group in 2005, a fast moving consumer goods company. As co-founder, Griffiths helped create a business plan, raised equity and serviced multi-billion dollar international retailers.

Griffiths earned a bachelor's degree from Middlebury College in 2004 and went on to earn a masters from Stanford University in 2005. Griffiths lives in Sherman Oaks with his wife Courtney and their son, Rhys and daughter, Louisa.



**Vice President,
Ticket and Premium Sales**



Hadley Rossitter

**College: University of California,
Santa Barbara**

NFL Year: 4

Rams Year: 4

Hadley Rossitter enters his fourth season with the Los Angeles Rams as the Vice President of Ticket and Premium Sales.

In his role, he is responsible for establishing and leading sales strategies that maximize new business while delivering premium service that optimizes year-over-year retention.

Rossitter joined the Rams after being a part of the Legends' executive team as the Director of Suite Sales and Service, overseeing all new revenue for the Los Angeles Stadium & Entertainment District project at Hollywood Park in Inglewood, which is home to SoFi Stadium.

Prior to joining Legends, Rossitter served as the Director of Premium Seating for Comcast Spectator and the Wells Fargo Center in Philadelphia, PA.

His first role with Legends was part of a group that generated seat license revenues exceeding \$500 million and over \$400 million in contracted suite lease revenue for the 49ers' Levi Stadium from 2011-2014.

Rossitter was born and raised locally in Los Angeles and received his bachelor's degree in Business Economics from UC Santa Barbara. He resides in Culver City with his wife, Andrea, and his 5-year-old son, Carter.



**Vice President,
Fan Marketing & Insights**



Marty Turman

College: Northern Illinois

NFL Year: 7

Rams Year: 7

Marty Turman enters his seventh season with the Los Angeles Rams serving as the organization's Vice President of Demand Generation, CRM, and Marketing Analytics.

In his role, Turman focuses on building awareness of the Rams brand and loyalty amongst their fan base. In addition, he leads the data-driven marketing strategies that encompass the gathering and usage of fan's engagement with the team and performance of activities leveraging this data.

Turman has experienced many memorable moments throughout his career with the Rams, including the Super Bowl run in 2018, driving fan attendance to one of the most electric *Monday Night Football* games of all time against the Kansas City Chiefs in 2018 after the game was relocated from Mexico, the opening of SoFi Stadium, the team's Super Bowl LVI victory, and the continued evolution of the team's data-driven marketing sophistication.

Moving into his seventh year, Turman's focus will continue to be revolutionizing the marketing technology ecosystem, initiating new fan loyalty strategies, data unification across systems and messaging personalization.

Turman joined the Rams after serving four years as the Senior Director of Relationship Marketing for Vail Resorts, Inc. in Colorado, where he led a team responsible for strategy and deployment of company-wide direct marketing communications. Prior to joining Vail Resorts, Inc., Turman spent over a decade in the gaming industry in Las Vegas and Chicago leading a variety of marketing initiatives including: loyalty marketing & CRM, multicultural marketing, key account sales strategy, and live entertainment booking/advertising.

Turman was born and raised in the suburbs of Chicago and received his bachelor's in marketing at Northern Illinois University. Turman later earned his MBA from the University of Southern California. He and his wife, Janet, have two boys, Max and Mateo, who have all become devoted Rams fans.



Vice President,
Sports Medicine & Performance



Reggie Scott

College: West Virginia

NFL Year: 23

Rams Year: 15

Reggie Scott enters his 15th year with the Rams and was named Vice President, Sports Medicine and Performance in 2020. Scott joined the team as the Head Athletic Trainer and served as the Director and Senior Director of Sports Medicine and Performance before moving up the ranks to vice president.

Scott initially joined the Rams in 2010 and became the youngest Head Athletic Trainer in the modern NFL era.

In his current role, Scott oversees the sports medicine, nutrition, strength and conditioning, and performance science. He also leads the athletic training department which is responsible for managing and facilitating the medical care of Rams players. This includes daily evaluation, treatment, rehabilitation, prevention, education and administrative work.

In addition to his duties with the Rams, Scott serves as the acting president for the Professional Football Athletic Trainers Society's (PFATS) executive board.

During the Rams' inaugural season back in Los Angeles, Calif., Scott and his staff were charged with developing and managing three fully-equipped training facilities before settling into their home base.

In 2015, Scott and his staff was named the 2015 NFL Athletic Training Staff of the Year by the Professional Football Athletic Trainers Society. The award is voted on by the PFATS members and recognizes one NFL athletic training staff annually for their distinguished service to their club, community and athletic training profession. The honor marked the first time the Rams have been recipients of the award since it was established in 1985.

Before joining the Rams, Scott spent six seasons as an Assistant Athletic Trainer for the Carolina Panthers, starting with their NFC Championship season in 2003. Scott was a part of back-to-back Super Bowl appearance teams, coming straight off his first NFL season as an intern on the Tampa Bay Buccaneers athletic training staff during their 2002 Super Bowl Championship season.

Prior to entering the NFL ranks, Scott worked as a student athletic trainer at his alma mater, West Virginia University, for four years (1999-2002). He earned his bachelor's degree in athletic training from WVU. Scott also earned a master's degree in performance enhancement and injury prevention from California University at Pennsylvania. In 2007, he added the Performance Enhancement Specialist Certification from the National Academy of Sports Medicine.

Scott broke into athletic training as an intern with the Philadelphia Phillies in 2000.

He is the former president of PFATS, a chairman of the NFL Combine board, and a member of the National Athletic Trainers Association where he serves as an Ethnic Diversity mentor. In 2004, he was a part of the staff that won the PFATS Athletic Training Staff of the Year award, and in 2003, he earned the U.S. Air Force Commanders Award for Excellence which he completed at Dover Air Force Base.

Scott grew up in Dover, Del., with his mom, Juana Fuentes Bowles, his father, Reggie Scott Sr., and sister, Victoria Fuentes Cox, who still reside in the area. Scott is married to his wife, Tina, and they have two children: Sophia and Isabella.



Head of Employee Experience



Oracio Galindo

College: Loyola Marymount

NFL Year: 9

Rams Year: 9



Oracio Galindo is entering his ninth season with the Los Angeles Rams as Head of Employee Experience. Partnering with the executive leadership team, Galindo offers strategic and hands-on counsel on a diverse range of people-related matters, including organizational development, employee relations, coaching and development, performance and talent management, compensation, conflict management, and HR legal compliance.

Galindo strategically develops equitable programs, systems, and policies designed to attract, retain, engage, and develop diverse talent that contribute to the overall growth of the club's brand, revenue, and fandom initiatives. He is dedicated to fostering a culture of belonging and well-being, empowering employees to thrive and advance within the organization.

Galindo has been instrumental in transforming the Rams benefits offerings, introducing a suite of innovative programs that enhance the overall employee experience. Notable initiatives include unlimited time off, universal bonus eligibility, a comprehensive tuition assistance program, a robust 401(k) contribution plan, and fertility care and assistance.

During his tenure, the Los Angeles Rams have garnered acclaim as one of the most diverse teams in the NFL. The Rams rank in the top 10% of all NFL teams in terms of racial and gender diversity across the organization. In 2023, Sports Business Journal recognized the Rams as one of the industry's best places to work, highlighting the organization's commitment to diversity and employee satisfaction.

Prior to joining the Rams, Galindo served as the Vice President of Employee Relations and Labor Relations for Tribune Publishing, a media company employing 8,000 employees across the country. During his tenure, he led a staff of 25 human resources professionals in driving transformational and organizational changes across 10 major newspapers. Before his work with Tribune Publishing, he served in various senior leadership roles with other organizations such as the Los Angeles Times, Sony Music Entertainment, Starbucks Coffee, and Red Bull.

A native of Los Angeles, California, Galindo earned an undergraduate degree in business administration from Loyola Marymount University and a master's in human resource development from Claremont Graduate University.

Galindo is a founding board member and currently serves as the Chair of the Governing Board for the Pro Sports Assembly, the association for professional sports business leaders.

Galindo married his wife, Gladys Limon, in September of 2016. She currently serves as the Director of Climate and Environmental Justice at the State Energy and Environmental Impact Center at NYU Law School. Oracio, Gladys, and their two sons, Cristian and Emilio, reside in Ventura County.



**Vice President,
Partnership Marketing**



Lexi Vonderlieth

College: Pepperdine

NFL Year: 6

Rams Year: 6

Lexi Vonderlieth is entering her sixth year with the Rams and serves as the club's Vice President of Partnership Marketing.

In her role, Vonderlieth drives overall strategic and executional development of all exclusive partnerships for the Rams and provides support for partners at SoFi Stadium at Hollywood Park.

Previously, Vonderlieth spent seven years at TBWA/Chiat/Day, an advertising agency committed to creating innovative brand and marketing programs. The majority of her time was spent across Gatorade and Airbnb in numerous roles from sports marketing, branded content to senior marketing manager. Working on Gatorade, she managed all sports marketing advertising with leagues/teams/athletes, brand integrated marketing programs and branded content.

Vonderlieth led the development of the Gatorade branded content program with the debut of "RG3: The Will to Win" documentary which was a first-time deal between Gatorade, RG3, NFL Films and ESPN/ABC programming. She also worked closely on the "There is No Tomorrow" documentary that followed the Brazilian National team from the 2012 Olympic defeat to the 2014 World Cup. For Airbnb, Vonderlieth successfully worked on the launch of the brand's first global campaign developing innovative tactics per market.

As a director, Vonderlieth spent the next three years driving strategic and creative development for Beats by Dre at R/GA and Anomaly. Notably, she helped launch Beats by Dre into the 2015 Rugby World Cup, with a fully integrated campaign into a new sport and new market for the brand.

In 2016, Vonderlieth worked on the "Got No Strings" launch of the Beats X product to the market and developed fully-integrated partnership campaigns for global partners, Best Buy, T-Mobile and FNAC. In 2017, she led a "Be Heard" sports anthem campaign which led to No. 1 market share for wireless headphones.

Prior to joining the Rams, Vonderlieth worked as a Global Director at Media Arts Lab leading all Apple Services. Her duties included global marketing and strategy for Apple Music, Apple Pay, Homepod. She focused the last year on the launch of Apple TV+, working on the Apple TV+ announcement and continued to develop the strategy and launch plan for Apple TV+ streaming brand and show campaigns.

Vonderlieth was recognized in consecutive years by the "Business Insiders: 30 most creative women in advertising," in 2016 and 2017.

Vonderlieth received her bachelor's degree in communications from Pepperdine University. She went on to earn her master's of business administration and marketing from Loyola Marymount University.

Vonderlieth, her husband Paulo and their two young boys, Dylan and Lukas, reside in Los Angeles.

Los Angeles Rams

Coaching Staff Bios





Head Coach

Sean McVay

College: Miami (Ohio)

NFL Coaching Year: 16

Rams Coaching Year: 8

On January 12, 2017, Los Angeles Rams Owner/Chairman E. Stanley Kroenke named Sean McVay the 23rd full-time head coach in franchise history. McVay became the youngest coach in modern NFL history at 30 years old.

He has led the Rams to five playoff berths and two Super Bowl appearances in his first seven seasons, winning Super Bowl LVI at SoFi Stadium. McVay has a 70-45 regular season record and is 7-4 in the playoffs. He has also led the Rams to six winning seasons with three NFC West titles. McVay currently the second-youngest head coach in the NFL despite entering his eighth season at the helm, making him the fourth-longest tenured coach in the NFL behind Mike Tomlin, Andy Reid and John Harbaugh.

During the 2023 season, McVay coached his 100th career regular season game and his 0.64 winning percentage became the fifth-highest among active head coaches in their first 100 regular season games. McVay also led the Rams to a 10-7 record and a berth in the Wild Card Round.

The McVay-led offense finished the regular season seventh in yards per game (359.3), seventh in yards per play (5.6), 11th in rush yards per game (120.3), and 10th in pass yards per game (239.0). The Rams offense also finished eighth in third down conversion rate (42%), fourth in fourth down conversion rate (61.9%), fourth in red zone efficiency (63.6%), and eighth in points scored per game (23.76).

Quarterback Matthew Stafford was voted to the Pro Bowl and finished 11th in passing yards (3,965), which ranks among the top-10 most in a single season in franchise history. He also finished 11th in passing touchdowns (24), 12th in completions (326), and 10th in passing first downs (187). With the help of McVay, Stafford passed Fran Tarkenton and moved to 11th on the NFL's all-time passing touchdown list and became the 11th player in NFL history to throw for 53,000 career passing yards.

Second-year Running Back Kyren Williams emerged into a Second-Team All-Pro and Pro Bowl selection during the 2023 campaign. He finished third in rushing yards (1,144), sixth in yards per rush (5.0), and tied for seventh in rushing touchdowns (12). He also tied for the sixth-most receiving touchdowns (three) among running backs.

McVay also guided Receiver Puka Nacua to a record-breaking rookie season. Nacua set the record for most receptions and receiving yards by a rookie in a single season in NFL history. His 181 receiving yards in the Wild Card Round also set an NFL rookie record for the most in a playoff game as well as the most in franchise history during a Wild Card Round matchup. McVay guided Nacua to finish ninth in receptions (104) and fourth in receiving yards (1,486) to go along with Second-Team All-Pro honors and a Pro Bowl nod.

The Rams offensive line was among the best in the league in several categories during the 2023 season. The unit paved the way for one of the league's best rushing attacks and finished tied for sixth in sacks allowed (34), seventh in sack rate (5.5%), seventh in pressures allowed (213), and ninth in pressures allowed per dropback (33.5%).

The defense also made steady improvements during the and finished seventh in opponents completion percentage (60.8%), 12th in opponents passer rating (88.0), 12th in opponent rush yards per game, and 11th in opponent rushing touchdowns allowed.

Aaron Donald became an eight-time All-Pro selection, which tied for the most by a defensive player and tied for the fifth-most overall. He finished ninth in the NFL in pressures (84) during the regular season. Linebacker Ernest Jones also finished 11th in the NFL in tackles (145), which set a single-season franchise record.

Additionally, rookies such as Defensive Lineman Kobie Turner and Outside Linebacker Byron Young burst onto the NFL scene under McVay's leadership in 2023. Turner's nine sacks tied the franchise record for most by a rookie, tying Donald's total in 2014. He also became the only rookie in franchise history to finish the regular season as the team's sack leader. Young finished one sack short of the franchise rookie record mark, finishing with eight on the season.



In 2022, McVay helped several Rams players receive notable recognitions for their performances on the field. Donald was voted to his ninth career Pro Bowl and was named to the NFLPA All-Pro team while former Defensive Back Jalen Ramsey was voted to his sixth Pro Bowl. Additionally, in his lone season with the Rams, former Linebacker Bobby Wagner fell three tackles short of breaking the Rams' single-season tackle record (142). Before sustaining an injury in Week 11, McVay helped Stafford

record the highest completion percentage of his career (68.0%). He also supported former Rams Quarterback Baker Mayfield, who led the Rams on a game-winning drive against the Raiders in Week 14 despite joining the team only two days prior. Mayfield and McVay led the Rams on a 98-yard touchdown drive to win the game. According to Elias Sports Bureau, that was the longest go-ahead touchdown drive to begin in the final two minutes of a game in the last 45 years. Mayfield earned Player of the Week honors following the game.

Former Running Back Cam Akers eclipsed the 100-yard rushing mark in three consecutive games to close out the regular season and became the first Rams running back to have three consecutive 100+ yard rushing performances in the same season since Todd Gurley in 2015.

McVay also helped Tyler Higbee break the single-season franchise record for receptions by a tight end (72) and become the team's all-time leader in touchdowns for tight ends (20).

Under the leadership of McVay in 2022, the Rams' defense ranked among the best in the NFL and finished first in opponent red zone efficiency (44.4%), second in goal-to-go efficiency (53.3%), and fourth in fewest missed tackles (103). The Rams' defense also finished tied for seventh in interceptions (16), and ninth in defensive total rush EPA (42.97).



McVay produced his fifth-straight winning season with the Rams in 2021, which was the longest consecutive winning season streak since the Rams posted four-consecutive winning seasons from 1983-1986. The 12-5 record earned L.A. its fourth postseason appearance and second Super Bowl appearance in McVay's first five seasons leading the franchise which was capped off by a Super Bowl LVI victory in the Rams' home stadium. McVay became the youngest head coach in NFL history to win a Super Bowl at the age of 36.

He also became the second-fastest coach in franchise history to reach the 50-win mark and was the youngest head coach to lead his team to a Super Bowl during the 2018 campaign. He was the youngest coach to win AP Coach of the Year at the age of 31 and won 70% of his first 50 games, which is the sixth-best winning percentage of all-time among coaches with at least 50 games.

The Rams offense thrived during the 2021 season and in Stafford's first year under center. Under McVay's guidance, the Rams offense ranked in the top 10 in total offense and fifth in passing offense. Stafford threw for almost 5,000 yards and Kupp won the Triple Crown, leading the league in receptions, receiving yards and receiving touchdowns.

The Rams would have sent four starters to the 2021 Pro Bowl had they not been preparing for Super Bowl LVI at SoFi Stadium. On offense, Kupp was selected to his first Pro Bowl. On defense, Ramsey earned his fifth straight Pro Bowl nod and Donald earned his eighth-straight Pro Bowl nod. Former Kicker Matt Gay was selected as the starter in his first Pro Bowl. The Rams also had four players selected as alternates including Matthew Stafford, former Tackle Andrew Whitworth, former Outside Linebacker Leonard Floyd and former Center Brian Allen. Kupp, Ramsey and Donald were All-Pro selections.



In a season that was anything but normal due to the COVID-19 pandemic in 2020, the Rams defense flourished earning the league's No. 1 ranked unit and dominating in three different categories. The Rams defense held opposing offenses to only 16.8 points per game, 281.9 yards per game, 190.7 passing yards per game and held each opposing quarterback to under 300 net yards passing. McVay won his third-career postseason contest, this time against a familiar opponent on the road against the Seattle Seahawks in a Wild Card game before falling to the Green Bay Packers at Lambeau Field in the Divisional Round.

In 2020, Donald became the third player in league history to be named NFL Defensive Player of the Year three times. He was also named the PFWA Defensive Player of the Year for the second time and joined teammate Jalen Ramsey on the PFWA All-NFL Team. Donald finished the season with 13.5 sacks.

L.A. finished 10th in the league in rushing, averaging 126.1 yards per game led by rookie Cam Akers with a team-best 625 yards on the ground. The Rams offensive unit finished just outside of the top-10 in total offense, amassing 377 yards per game (11th) and passing offense, averaging 250.9 yards per game (13th).

In a win-and-in Week 17 contest against the Arizona Cardinals, McVay helped former Quarterback John Wolford earn his first-career win in his first-career NFL appearance and start. Wolford finished the game completing 22-of-38 passing attempts for 231 yards.



McVay's third season as head coach in 2019 produced his third-consecutive winning season with a 9-7 record. Three-consecutive winning seasons had not been accomplished by a Rams team since 1999-2001, and it was only the third time since 1980 the franchise accomplished the feat. Additionally, McVay became the first head coach since 2016 to have a winning record in each of their first three seasons as a head coach and became the fourth Rams head coach to have a winning record in three-consecutive seasons.

In his third year working with former Quarterback Jared Goff, McVay helped him throw for over 4,000 yards for the second-consecutive season, becoming the first quarterback in franchise history to do so. Goff also climbed up the Rams' passing leader board, closing out the season sixth on the franchise list.

Under McVay's guidance, the Rams had multiple receivers finish the season with over 1,000 receiving yards. Former Receiver Robert Woods posted his second-consecutive season with over 1,000 receiving yards, finishing with 1,134. Kupp posted his first season with over 1,000 receiving yards, totaling a team-best 1,161. The 2019 campaign was the first time since 1999-2002 the Rams had consecutive seasons with multiple receivers recording over 1,000 yards. Despite changes in personnel and position due to injuries, L.A.'s offensive front managed to post six games without allowing a sack, good for a single-season franchise record. The defense received a boost when L.A. acquired Pro Bowler Jalen Ramsey via trade in Week 7 of the 2019 campaign. The defense went on to finish with the fourth-most sacks in the league (50.0) and was ranked 13th overall.



In McVay's second season guiding the Rams, the 32-year-old leader turned in one of the best seasons in franchise history. The Rams posted a 13-3 record, which tied for the second-best record in franchise history. The Rams also won a pair of playoff games and advanced to their fourth Super Bowl appearance days after his 33rd birthday.

The 2018 Rams built on the successful foundation McVay and company created in their first season in 2017. With the guidance of McVay, the Rams' passing attack finished among the top 10 in passing yards per attempt (8.33, 4th), passing yards per game (295.6, 5th) and touchdowns (32, tied for 8th). Goff set career-bests, amassing 4,688 passing yards, the second-best single-season output in Rams history.

In the run game, Gurley II followed up an MVP-caliber 2017 season with an equally impressive 2018 campaign in which he led the NFL in touchdowns (21) and points scored amongst non-kickers (132) for the second-consecutive year. His 17 rushing touchdowns were a career-high and the second-most single-season rushing scores in Rams history.

Following his second season as an NFL head coach, McVay ranked 17th on *Fortune Magazine's* World's Greatest Leaders Top-50 List. He was joined on the list by the likes of Bill Gates and Jacinda Ardern and the Prime Minister of New Zealand. The complete rankings are found in the May 2019 issue of *Fortune*.

The Rams defense proved stout down the stretch in 2018 and helped the team secure a first-round bye in the playoffs. The Rams held the Patriots offensive attack to only 13 points in Super Bowl LIII. The defense was led by Donald, who posted a franchise-best 20.5 sacks, the most ever by a defensive tackle. Donald recorded 183.5 sack yards, the most ever by a defender in a single season. As a unit, the Rams ranked sixth with 1.6 takeaways per game.

In his first season guiding the Rams, McVay completed one of the greatest offensive turnarounds in NFL history. He helped the Rams move from the 32nd-ranked scoring offense in 2016 to the league's top-scoring team in 2017, marking the first time in league history a team has gone from last to first in scoring. The first-year head coach led the Rams to an 11-5 record and their first NFC West title since the 2003 season. McVay guided the Rams to their first playoff berth since 2004.

Following his first season in L.A., McVay was named *The Associated Press* Coach of the Year, becoming the youngest head coach to ever win the award. Gurley brought home Offensive Player of the Year honors, while Donald was named the Defensive Player of the Year, marking the first time in the 45 year history of the awards there was a sweep of three of the league's top awards. The Rams placed eight players in the 2018 Pro Bowl, the most in a single season by the franchise since the 1999 campaign.

Under McVay's guidance in 2017, Goff flourished earning his first Pro Bowl appearance. Goff completed 296-of-477 (62.1 percent) of his passes for 3,804 yards with 28 touchdowns and seven interceptions posting a 100.5 QB rating on the season. Gurley led the league in scrimmage yards finishing the year with 2,093 yards, including 1,305 rushing yards and 788 receiving yards. Additionally, Gurley was the league's highest-scoring non-kicker posting 19 total touchdowns on the season.

The Rams' defense posted the fourth-most sacks (48.0), tied for sixth in interceptions (18) and finished the 2017 campaign fifth in total takeaways (28). The takeaways directly resulted in 126 points for L.A., the second-best total in the NFL.

In his first season as head coach, the Rams' special teams unit played an integral part in the team's success and was rewarded with a total of four special teamers being named to the Pro Bowl. The L.A. special teams unit was a top-10 finisher in 18-of-22 statistical categories in the 2017 special teams rankings.

Before joining the Rams, McVay completed his third season as Washington's offensive coordinator in 2016 after initially being promoted to the position on January 15, 2014. Prior to his promotion during the 2014 offseason, McVay spent three seasons as the team's tight ends coach (2011-13) and one as an offensive assistant (2010).



The 2016 Washington offensive unit broke many franchise records and ranked in the top-three in a number of statistical categories. The Washington offense became the first unit in franchise history to average over 400 yards per game (403.4) and notched a franchise record 6,545 total net yards.

Former Commanders Quarterback Kirk Cousins finished the year with single-season team records in completions (406) and passing yards (4,917) and matched his team record for 300-yard passing games (seven). His 4,917 passing yards ranked third in the NFL in 2016 and are the 15th-most in a season in NFL history. Cousins closed out the season ranked second in the NFL in passing yards per game (297.4), passing yards per play (7.84) and yards per play (6.4), in addition to being the league's third ranked offensive team, averaging 403.4 yards per game.



From 2015-16, Cousins threw for 9,083 yards, the fourth highest output by a quarterback trailing only Drew Brees (10,078), Matt Ryan (9,535) and Philip Rivers (9,178).

The Washington offense had eight players finish the season with at least 500 yards from scrimmage (DeSean Jackson, Pierre Garcon, Jamison Crowder, Rob Kelley, Chris Thompson, Jordan Reed, Vernon Davis and Matt Jones), tying the 2011 New Orleans Saints for the most in a single-season in NFL history. McVay's group posted a breakout campaign in his second year as offensive coordinator in 2015, including record-setting performances by Cousins and tight end Jordan Reed. McVay's scheme and tutelage helped Cousins break the Washington records for attempts (543), completions (379), passing yards (4,166) and 300-yard passing games (seven) in a single season. Reed was a direct beneficiary of McVay's work, spending 2013 as a member of his unit during McVay's time as tight ends coach and being a focal point of the offense in 2015 when Reed recorded 87 receptions for 952 yards (both team records for a tight end) with 11 receiving touchdowns (one shy of the team record) in 2015.

Collectively, McVay's 2015 offense recorded Top 10 rankings in third down percentage (43.5, fifth in the NFL), red zone scoring percentage (61.2, eighth), yards per play (5.6, 10th) and points per game (24.3, 10th). Washington also led the NFL with a team-record 69.5 completion percentage in 2015.

In his first season as offensive coordinator in 2014, McVay helped the Washington offense to a Top 10 league ranking in yards per play (5.7) despite starting three different quarterbacks. His work with the three passers was instrumental in setting a team record for completion percentage (66.5 percent, later broken in 2015) and helping facilitate the explosive debut season of wide receiver DeSean Jackson. Jackson averaged a league-best 20.9 yards per reception and became only the fourth player in team history to lead the NFL in that category.

In 2013, McVay played a crucial role in Reed's development, as the then-rookie compiled 45 receptions for 499 yards – both Washington's single-season rookie tight end records – despite Reed playing in only nine games. Under McVay's tutelage, Reed joined Chris Cooley (2004) as the only Washington tight ends named to the PFWA All-Rookie Team.

During Washington's NFC East championship season in 2012, McVay's unit was productive despite losing starting TE Fred Davis to a torn Achilles tendon in Week 7. Davis had led the team in both receptions (24) and receiving yards (325) through seven games before being placed on the reserve/injured list.

In 2011, McVay played an integral role in Davis' emergence, as the then fourth-year tight end surpassed his previous career highs despite playing in only 12 games. Davis caught 59 passes for 796 yards, the second-highest total on the team in both categories. Before missing the final four games of the season, Davis was on pace to set a franchise record in receiving yards by a tight end and was on pace to post the first 1,000-yard receiving season by a tight end in Washington's history.

McVay served as an offensive assistant for Washington in 2010 in addition to working with the tight ends during the final four weeks of the season. The Washington offense ranked eighth in the NFL in passing yards per game (244.6) and tight end Chris Cooley ranked second among NFL tight ends in receptions (77) and third in receiving yards (849). The offensive unit also set a franchise record for completions in a season (349), and registered a touchdown pass in 15 consecutive games for the first time in team history.

McVay joined the Washington coaching staff prior to the 2010 season after an undefeated regular season with the Florida Tuskers of the United Football League (UFL). The Tuskers finished a perfect 6-0 before losing in the UFL's inaugural championship game. McVay originally entered the National Football League as an offensive assistant with the Tampa Bay Buccaneers in 2008.

During his time in Tampa Bay, McVay worked closely with wide receiver Antonio Bryant, who recorded career highs in receptions (83), receiving yards (1,248), and touchdowns (seven), en route to winning *The Sporting News* Comeback Player of the Year Award.

McVay graduated from Miami University (Ohio) where he played wide receiver from 2004-07, earning Miami's Scholar-Athlete Award in 2007. McVay's statue was unveiled in the university's "Cradle of Coaches". His grandfather, John, served in various roles – including vice president/director of football operations from 1983-94 – for the San Francisco 49ers from 1979-95, overseeing five Super Bowl championship squads and earning induction into the 49ers Hall of Fame in 2013.





Sean McVay, at a Glance



| | | | |
|---------|---|------|---|
| 2017-24 | Los Angeles Rams Head Coach | 2010 | Washington Commanders Offensive Assistant |
| 2014-16 | Washington Commanders Offensive Coordinator | 2009 | Florida Tuskers Tight Ends |
| 2011-13 | Washington Commanders Tight Ends | 2008 | Tampa Bay Buccaneers Coaching Assistant |



Offensive Coordinator

Mike LaFleur

College: Elmhurst College

NFL Coaching Year: 11

Rams Coaching Year: 2

Mike LaFleur enters his second season with the Los Angeles Rams as team's offensive coordinator. He joined the team ahead of the 2023 season after serving as the New York Jets offensive coordinator for the two seasons.

In his first season in Los Angeles, the Rams had a top-ranked offense. The unit finished the season seventh in yards per game (359.3) and yards per play (5.6), 11th in rushing yards per game (120.3), 12th in yards per rush (4.3), 10th in passing yards per game (239.0), and eighth in first downs per game (20.6), third down conversion rate (42%), and points scored per game (23.76). The offense also finished fourth in fourth down conversion rate (61.9%) and red zone efficiency (63.6%). The Rams had the best yards per game ranking since 2019.

Many offensive players excelled under LaFleur's guidance in 2023 including record-breaking rookie Receiver Puka Nacua, All-Pro Running Back Kyren Williams, and veteran Quarterback Matthew Stafford. Nacua broke NFL and franchise records almost every week of play and finished the regular season with the most receiving yards (1,486) and receptions (105) in a single season for a rookie in NFL history. Williams recorded his first season with 1,000 or more rushing yards and captured many accolades throughout the year. Stafford led a very young offense and finished with a passer rating of 92.5.

In his second season as the Jets offensive coordinator in 2022, receiver Garrett Wilson became the first rookie in Jets history and one of 23 players in NFL history to record at least 1,000 receiving yards in his first NFL season. Under the guidance of LaFleur, the Jets offense tied for the most explosive plays in the fourth quarter (39) and recorded a league-best 41 explosive plays by rookies. Additionally, the Jets 10 offensive touchdowns by rookies was fifth-most in the NFL.

LaFleur also helped backup quarterback Mike White record a 405-passing yard performance in Week 8. White became the fifth player in NFL history with more than 350 passing yards in at least two of his first five starts. Despite facing injuries early in the season at the quarterback position, the Jets passing offense finished the 2022 season ranked 15th in passing yards per game (219) as well as 14th in receiving yards (4,040), yards per reception (11.32) and yards after the catch (1,850). The Jets offense also finished 11th in goal to go efficiency (76.2%).

In his first year in the offensive coordinator role, LaFleur worked with four different quarterbacks that threw for more than 290 yards in a game, the first team in NFL history to accomplish that feat. Each of the four quarterbacks also threw two touchdown passes in a game during the season, the first time that has happened since 1987. He oversaw a Jets offense that was one of the youngest in the league and became just the second team since 1970 with a rookie leader in passing, rushing and receiving yards.

LaFleur's offense also featured a rookie receiver, Elijah Moore, that finished in the top 10 among rookies in receiving yards in 2021. This marked the fourth consecutive season a rookie

receiver in LaFleur's offense finished the year atop the league's rookie rankings in receiving yards. The Jets rushing attack also improved and over the final eight games, the offense increased their rushing output by more than 50 yards per game and averaged 5.2 yards per carry, which was second-best during that span. Under LaFleur's guidance, rookie fourth-round pick Michael Carter became the first rookie to lead the Jets in rushing since 2006.

Before joining the Jets coaching staff, LaFleur spent four seasons with the 49ers from 2017-20. In his final three seasons in San Francisco, he served as the passing game coordinator and helped the 49ers offense finish in the top 10 in scoring (24.9) and total offense (370.6) while George Kittle set a then NFL record for tight ends with 1,377 receiving yards in 2019 and became a two-time All-Pro selection. During the 2019 season that ended with a Super Bowl appearance, the 49ers offense had 13 different players record at least one touchdown catch, tying the NFL record for the most players with a touchdown catch in a single season. Quarterback Jimmy Garoppolo also finished fourth in yards per attempt (8.2), fifth in completion percentage (67.5%), and ninth in passer rating (98.6) among quarterbacks with at least 25 starts since 2018.

Before joining the 49ers, LaFleur served as an offensive assistant with the Atlanta Falcons for two seasons, first working with the tight ends in 2015 and then the wide receivers in 2016. During his time with the receivers, Julio Jones finished second in the league in receiving yards (1,409) and averaged 17.0 yards per catch, which was the fourth-best average in the league among qualified receivers. The Falcons receivers totaled 3,226 receiving yards, the second-most in the NFL that season, which helped propel the Falcons to Super Bowl LI. In his one season working with tight ends, Jacob Tamme ranked in the top 10 for receiving yards amongst tight ends (657).

LaFleur began his NFL coaching career as an offensive coaching intern working with the Cleveland Browns offensive line in 2014. LaFleur and the offensive line helped the Browns running backs rush for 16 touchdowns which was tied for the second-most in the NFL.

Prior to joining the NFL ranks, LaFleur coached at the collegiate level for five seasons and started his coaching career at his alma mater, Elmhurst College, in 2009 as an offensive assistant working with the quarterbacks. He also served as an offensive coordinator at Saint Joseph's College from 2010-12 and then Davidson College in 2013.

A native of Mount Pleasant, MI, LaFleur was a team captain and three-time letter winner as a quarterback and safety at Elmhurst. He graduated with a bachelor's degree in physical education in 2009. LaFleur and his wife, Lauren, have two children. His father, Denny, won a National Championship at Central Michigan in 1974, before later becoming an assistant coach at the school. His brother, Matt, is the head coach of the Green Bay Packers and served as the Rams offensive coordinator in 2017.



Mike LaFleur, at a Glance



| | | | |
|----------------|---|----------------|---|
| 2023-24 | Los Angeles Rams Offensive Coordinator | 2016 | Atlanta Falcons Offensive Assistant/Wide Receivers |
| 2021-22 | New York Jets Offensive Coordinator | 2015 | Atlanta Falcons Offensive Assistant/Tight Ends |
| 2019-20 | San Francisco 49ers Passing Game Coordinator | 2014 | Cleveland Browns Offensive Intern (Offensive Line) |
| 2018 | San Francisco 49ers Wide Receivers/Passing Game Coordinator | 2013 | Davidson College Offensive Coordinator/Quarterbacks/Receivers |
| 2017 | San Francisco 49ers Wide Receivers/Passing Game Specialist | 2011-12 | Saint Joseph's College Offensive Coordinator |
| | | 2010 | Saint Joseph's College Pass Game Coordinator/Quarterbacks |





Defensive Coordinator

Chris Shula

College: Miami (Ohio)

NFL Coaching Year: 10

Rams Coaching Year: 8



Chris Shula enters his eighth season with the Rams, his first as the defensive coordinator after serving as the linebackers coach and pass rush coordinator during the 2023 season.

Last season under Shula's guidance, Linebacker Ernest Jones set the franchise record for most tackles in a single season (145) despite missing a game due to injury, and finished 11th in the NFL in tackles. Jones also finished with the eighth-best defensive grade (82.1), the fifth-best run defense grade (90.0), the seventh-best tackling grade (80.5), and the ninth-best pressure grade (78.2) among linebackers, according to *Pro Football Focus*. Jones was one of 13 players in the NFL to finish with a run defense grade over 90.0 last season.

Additionally, Outside Linebacker Byron Young had a stellar rookie campaign and recorded 8.0 sacks, which tied for second-most on the team and is tied for the second-most by a rookie in franchise history behind Kobie Turner and Aaron Donald. Young also finished second on the team in pressures (50), quarterback hits (21), and finished third in hurries (29). Turner (9.0) and Young finished first and second respectively in sacks amongst rookies in the NFL. The Rams also had four defensive players record six or more sacks during the 2023 campaign.

In 2022 under Shula's leadership, the Rams secondary shined, even with rookies stepping up to play significant snaps. The Rams secondary finished tied for seventh in interceptions (16), and 12 of them were hauled in by players in the secondary.

Former Rams' Defensive Back Jalen Ramsey finished second in the NFL in passes defended (18) and tied for third in pass breakups (12) and 11th in interceptions (four) to earn his sixth-career Pro Bowl nod. Additionally, rookie Defensive Back Cobie Durant led the NFL in interception return yards (151) on three interceptions. He became the first Rams rookie, and eighth player in NFL history, to record a sack and interception in the same game within their first two NFL games during a Week 2 matchup against the Falcons. Former Rams Safety Taylor Rapp also had one of his best seasons under Shula and was the 12th-highest graded safety during the 2022 season, according to PFF.

With the guidance of Shula during the team's Super Bowl-winning season in 2021, Jones became an instant contributor as a rookie. He started 15 games and tallied 58 tackles (33 solo), one sack, a tackle for loss, four pass breakups, two interceptions (50 interception return yards) and six quarterback pressures. Shula also helped Jones have a standout performance in Super Bowl LVI with seven tackles (six solo), 1.0 sack, one pass breakup, and four quarterback pressures.

Shula's unit supported the Rams defense which finished sixth in the NFL in opponents rushing yards per game (103.2), sixth in opponents rush yards (1,754), and fifth in yards per rush (3.96) in 2021.

The Rams' defense was the top-ranked defensive unit in 2020, allowing the fewest points per game (18.5), passing yards per game (190.7) and total yards per game (281.9). The Rams also finished second in the league in sacks (53.0) that season.

Additionally in 2020, free agent addition OLB Leonard Floyd enjoyed a career-year under the guidance of Shula. Floyd posted a career-best 10.5 sacks in his first season with the Rams.

In his first season working primarily with the outside linebackers in 2019, Shula helped former OLB Dante Fowler Jr. put together a career-year that featured a career-best 11.5 sacks to go along with career-highs in tackles (58), forced fumbles (two), passes defended (six), tackles for loss (16) and quarterback hits (16).

Shula also assisted in a strong season for veteran LB Clay Matthews, who tallied 8.0 sacks in only 13 games played, his highest sack total since the 2014 season.

With the help of Shula, former LB Cory Littleton put together a career year in his third pro campaign. His 125 tackles led the team and was tied for 10th-most in the NFL in 2018, in addition to posting the most passes defended (13) by any linebacker in the league.

In 2017, LBs Alec Ogletree and Mark Barron each posted over 100 tackles. Barron, a converted safety playing his first season in former Defensive Coordinator Wade Phillips' system, posted a career-high and tied for a team-best three interceptions on the season.

Prior to joining the Rams in 2017, Shula spent two seasons as defensive quality control coach with the Chargers. In his capacity, Shula assisted with the defensive line, which saw a breakout season from rookie DE Joey Bosa, who finished the 2016 season tied for sixth in the AFC in sacks with 10.5.

Shula entered the NFL after spending one season as defensive coordinator at John Carroll University in 2014. During that season, John Carroll reached the quarterfinals of the NCAA Division III playoffs and finished 10th in Division III in scoring defense.

Prior to his time at John Carroll University, Shula spent three seasons as a graduate assistant, working primarily with defensive backs at Indiana University. Shula entered the coaching ranks as the assistant linebackers coach at Ball State in 2010.

He was a linebacker at Miami (Ohio) from 2004-08, where he was a teammate of Head Coach Sean McVay for four seasons.

Shula is the son of David Shula, former head coach of the Cincinnati Bengals from 1992-96, and the grandson of Hall of Fame Head Coach Don Shula. The Shulas are one-of-two three-generation coaching families in NFL history. He and his wife, Jennifer, got married in 2021 and have a daughter, Avery.



Chris Shula, at a Glance



2024 Los Angeles Rams
Defensive Coordinator

2023 Los Angeles Rams
Linebackers/Pass Rush Coordinators

2022 Los Angeles Rams
Pass Game Coordinator/Defensive Backs

2021 Los Angeles Rams
Linebackers

2019-20 Los Angeles Rams
Outside Linebackers

2017-18 Los Angeles Rams
Assistant Linebackers

2015-16 San Diego Chargers
Defensive Quality Control

2014 John Carroll University
Defensive Coordinator

2011-13 Indiana University
Defensive Backs

2010 Ball State University
Assistant Linebackers





Special Teams Coordinator



Chase Blackburn

College: Akron

NFL Coaching Year: 9

Rams Coaching Year: 2

Chase Blackburn enters his second season with the Los Angeles Rams as the special teams coordinator.

During the 2023 season, Blackburn led a young special teams unit that featured a rookie punter in Ethan Evans and a rookie longsnapper in Alex Ward. With Blackburn's guidance, Evans finished the regular season ranked 10th in the NFL in yards per punt (49.2) and 12th for the longest punt (72 yards). Evans earned Special Teams Player of the Week honors after he averaged 52.6 yards per punt on five attempts in a win over the Seattle Seahawks in Week 11. It was the first time a Rams punter took home that honor since former Punter Johnny Hekker won it during the 2020 season.

Additionally, the Rams special teams unit finished ninth in made field goals (32), despite facing multiple kicking changes, and 10th in yards per punt (48.5). The last time the Rams finished in the top 10 in both categories was in the 2018 season.

Blackburn joined the Rams after spending a season with the Tennessee Titans as their assistant special teams coordinator in 2022.

In Tennessee, the Titans special teams unit finished first in yards per punt (53.1), fifth in opponent yards per punt return (10.78), seventh in opponent yards per punt (45.1), and tied for ninth in opponent field goals made (25). Under Blackburn's guidance, the special teams unit also ranked second in opponent average starting field position (24.5).

Before joining the Titans in 2022, Blackburn spent six seasons with the Carolina Panthers, the final four as special teams coordinator. In his final year with the Panthers in 2021, Carolina's special teams unit ranked eighth in opponent yards per punt return (7.4) and field goal percentage (89.7). Despite using three kickers throughout the course of the season, the Carolina kickers converted 26-of-29 field goal attempts. The special teams unit also blocked a punt and returned it for a touchdown against the Vikings in Week 6.

During the 2020 season, Blackburn guided rookie punter Joseph Charlton to NFC Special Teams Player of the Week honors after tying a franchise-record with five punts inside the 20-yard line during a game at Washington in Week 16. The special teams unit also set a franchise-record that season for the most punts inside the 20 (46.7%), which ranked third in the NFL.

In 2019, Blackburn helped rookie kicker Joey Slye set a franchise record after making an NFL-best eight field goals from 50 or more yards. Carolina's punting unit also converted two fake punts for first downs and punter Michael Palardy landed 25 punts inside the 20-yard line with only three touchbacks all season.

During his first season as special teams coordinator in 2018, the Panthers ranked sixth in the NFL in field goal percentage. Kickers Graham Gano and Chandler Catanzaro combined to make 19-of-21 field goal attempts, including 5-of-6 from 50 yards or more. Gano's 63-yard game-winning field goal against the Giants tied for the longest game-winning field goal in NFL history and the second-longest all-time.

In 2017, Blackburn coached a Panthers special teams unit that produced a kickoff return touchdown and punt return touchdown in the same season for the first time since 2003. Gano also earned his first Pro Bowl appearance after setting a franchise-record and leading the NFL in field goal percentage (96.7), converting 29-of-30 attempts. In the NFC Wild Card Round against the Saints, Gano set a franchise playoff-record with a 58-yard field goal, which also tied an NFL postseason record.

He made his coaching debut with the Carolina Panthers in 2016 serving as a coaching intern. That season, the Panthers led the NFL and tied a team record with three blocked field goals.

Before beginning his coaching career, Blackburn played in the NFL for 10 seasons including eight with the New York Giants from 2005-12 and two with the Panthers from 2013-14. He entered the NFL as an undrafted free agent and appeared in 132 career games (45 starts) and recorded 265 tackles, 4.5 sacks, four interceptions, 10 passes defended and four forced fumbles. He also tallied 123 tackles, two forced fumbles and three fumble recoveries on special teams. Blackburn became a Super Bowl XLVI champion when the Giants defeated the New England Patriots in 2011. He is one of two current NFL coaches to record an interception in a Super Bowl as a player.

During his collegiate playing days at Akron, Blackburn saw action at linebacker and defensive end. He played in 45 games (34 starts) for the Zips and totaled 293 tackles, 38 tackles for loss, 11.0 sacks and three interceptions. Blackburn earned Second-Team All-MAC honors as a junior in 2003 and played in the Gridiron Classic as a senior in 2004.

Blackburn attended Marysville (Ohio) High School and graduated from Akron with a degree in mathematics. He and his wife, Megan, have three sons Landyn, Bentley and Wyatt.





Chase Blackburn, at a Glance



2023-24

Los Angeles Rams
Special Teams Coordinator

2022

Tennessee Titans
Assistant Special Teams Coordinator

2018-21

Carolina Panthers
Special Teams Coordinator

2016-17

Carolina Panthers
Special Teams Assistant



Secondary Coach

Chris Beake

College: Air Force

NFL Coaching Year: 26

Rams Coaching Year: 3



Chris Beake enters his 26th season coaching in the NFL and his third with the Los Angeles Rams.

He served as the secondary coach in 2023 and mentored the safeties. Under his guidance, Defensive Back Jordan Fuller was one of 11 players in the league to force six or more turnovers, with three forced fumbles to go along with his three interceptions, leading into the final game of the regular season. Beake also played a role in the development of Defensive Back Quentin Lake, who had a breakout season notching 53 tackles, one fumble recovery, five pass breakups, and six passes defended.

Additionally, Beake mentored Defensive Back John Johnson, who finished the season 18th among secondary defenders in passer rating against as the primary defender (35.4) to go along with his two interceptions on the season. Second-year Defensive Back Russ Yeast also notched career-highs in 2023, tallying 61 tackles, three pressures, five passes defended and four pass breakups.

The Rams' inside linebackers had a productive season under Beake's guidance in 2022. In his first and only season with the team, former Linebacker Bobby Wagner had a career year and finished three tackles short of setting the Rams' franchise record for tackles in a single season, which was set by James Laurinatis (142) in 2011 and 2012. He was also *Pro Football Focus'* top-ranked linebacker in the regular season with a 90.7 grade. Wagner finished tied for 10th in tackles against the rush (84), 13th in tackles (140), tied for 20th in stops (51), and tied for 38th in tackles for loss (10).

Beake also played an instrumental role in the development of Ernest Jones in 2022. He finished 35th in tackles (113), which was second on the team behind Wagner. With the elite play from both inside linebackers, the Rams rush defense was among the best in the NFL and only allowed two players to eclipse the 100-yard rushing mark. The Rams were one of four teams to enter Week 17 without allowing a 100-yard rusher that season.

Beake spent nine years of his career in Denver working with the Broncos defense serving as pass game specialist (2021), defensive assistant (2019-20), defensive assistant/defensive line (2016-18), defensive assistant (2014-15) and defensive quality control (2013).

During Beake's nine seasons in Denver, the Broncos allowed the third-fewest total yards (327.4) and seventh-fewest points (21.8) in the league. The Broncos were also one of just two NFL teams to finish in the top eight against the run (seventh/106.4 ypg) and against the pass (second/221.0 ypg) during that span.

In his first year as defensive pass game specialist in 2021, Beake continued to push the Broncos secondary, working directly with safeties such as Justin Simmons and Kareem Jackson. Opposing offenses were challenged in the pass game as the Broncos defense ranked fourth in opposing completion percentage (60.7%), fifth in passing touchdowns allowed (22), sixth in opponent passer rating (85.0) and eighth in passing yards allowed (3,652). As a collective unit, the Broncos defense made 13 interceptions for 221 return yards.

In 2020, Beake took on increased coaching responsibilities in the secondary, stepping into an elevated weekly and gameday role with several coaches missing time due to the COVID-19 pandemic. Denver led the NFL in red zone defense (47.5%, 29-of-61) for the second consecutive season while outside linebacker Bradley Chubb and safety Justin Simmons were voted to their first Pro Bowls.

From 2013-20, the Broncos defense featured eight players who combined for 20 Pro Bowl selections, led by 2010's NFL All-Decade linebacker Von Miller, who led the NFL with 81.0 total sacks during that span. Beake worked extensively with the Broncos' outside linebackers in 2018 as Miller was selected to his seventh Pro Bowl and Chubb set the franchise rookie record for sacks (12.0).

In his two seasons (2011-12) with the Browns, Beake worked with one of the youngest offenses in the NFL, helping to develop a quarterback group that included draft choices Colt McCoy and Brandon Weeden.

Beake spent two seasons with Seattle, serving as the Seahawks' offensive quality control coach in 2008 and offensive assistant/assistant special teams coach in 2009. From 2004-06, he coached linebackers for the Atlanta Falcons, tutoring All-Pro Linebacker Keith Brooking, who earned the final two of his five career Pro Bowl selections in 2004 and 2005.

Beake started his NFL career with San Francisco in 1998 as a pro personnel assistant and spent the next five seasons with the 49ers coaching on both sides of the ball.

He is a graduate of the U.S. Air Force Academy, where he played quarterback from 1990-92 and majored in civil engineering. He began his coaching career as a defensive graduate assistant for his alma mater in 1994. Beake served as a Civil Engineer Officer in the Air Force from 1995-98 while earning his master's degree in business administration from the University of West Florida.

Beake's father, John, was the general manager of the Denver Broncos from 1984-98, part of a 44-year career as a coach or administrator at the high school, college or pro levels. Chris and his wife, Andrea, have a son, Colin (18) and twin daughters, Madeline and Emilie (12). He was born on Sept. 10, 1972, in Kansas City.





Chris Beake, at a Glance



| | | | |
|---------|---|---------|--|
| 2023-24 | Los Angeles Rams Secondary | 2009 | Seattle Seahawks Offensive Assistant/Assistant Special Teams |
| 2022 | Los Angeles Rams Inside Linebackers | 2008 | Seattle Seahawks Offensive Quality Control |
| 2021 | Denver Broncos Defensive Pass Game Specialist | 2004-06 | Atlanta Falcons Linebackers |
| 2018-20 | Denver Broncos Assistant Devensive Line | 2003 | San Francisco 49ers Offensive Assistant |
| 2017 | Denver Broncos Defensive Assistant/Defensive Line | 2001-02 | San Francisco 49ers Defensive Assistant/Linebackers |
| 2015-16 | Denver Broncos Defensive Assistant | 2000 | San Francisco 49ers Defensive Assistant |
| 2013-14 | Denver Broncos Defensive Quality Control | 1999 | San Francisco 49ers Defensive Quality Control |
| 2011-12 | Cleveland Browns Offensive Assistant | 1998 | San Francisco 49ers Pro Personnel Assistant |
| 2010 | San Francisco 49ers Offensive Assistant | | |



Pass Game Coordinator/Tight Ends




Nick Caley

College: John Carroll

NFL Coaching Year: 10

Rams Coaching Year: 2



Nick Caley enters his second season with the Los Angeles Rams as the pass game coordinator and tight ends coach after leading the tight end group last season.

He joined the Rams leading up to the 2023 season after coaching tight ends for the New England Patriots for six seasons. He also coached fullbacks from 2017-21.

Under Caley's guidance during the 2023 season, veteran Tight End Tyler Higbee surpassed many franchise records and milestones. Higbee eclipsed Harold Jackson and moved to 14th in franchise history in receiving yards, passed Jack Snow and Elroy Hirsch and moved to ninth all-time in franchise history in receptions, and passed Preston Dennard in touchdown receptions and moved to 15th in franchise history. Among tight ends, Higbee finished the regular season ranked 20th in receiving yards, 10th in yards per reception, and tied for 16th in yards after the catch.

Caley also played an instrumental role in the development of rookie Davis Allen in 2023. Allen recorded a solid performance in a Week 14 matchup against the Ravens with a season-high 50 receiving yards and recorded his first career touchdown reception.

In Caley's first season as a tight ends coach in 2017, Patriots star Rob Gronkowski earned his fifth career Pro Bowl invitation and was named an AP First-Team All-Pro selection. Gronkowski led all tight ends in receiving yards (1,084) and yards per reception (15.7). That same season, Caley coached fullback James Develin, who earned his first Pro Bowl nod.

Caley also mentored players such as Hunter Henry and Jonnu Smith during his time as the Patriots tight ends coach. Under Caley's guidance in 2021, Henry finished with the third-most receptions (50), receiving yards (603) and yards per reception (12.1) in his career. Henry also set a career-high in touchdown catches that season with nine.

In his first two seasons in the NFL coaching ranks with the Patriots in 2015 and 2016, Caley served as an offensive coaching assistant.

Prior to joining the Patriots coaching staff, Caley spent 10 years coaching in the college ranks mainly on the defensive side of the ball. He spent time at seven different schools with multiple stints as a secondary coach.

He joined the Florida Atlantic staff as the secondary coach in 2014 and helped his unit flourish with five secondary players finishing amongst the team's top eight tacklers.

Caley was a defensive graduate assistant at Arkansas in 2013 where he assisted with the linebackers and special teams unit.

At Eastern Illinois as a secondary coach in 2012, Caley helped the defense finish second in the Ohio Valley Conference in pass efficiency. He coached safety Nick Beard, who was named first-team all-conference and helped Eastern Illinois finish the 2012 campaign as Ohio Valley Conference Champions.

As a defensive graduate assistant at Iowa State, Caley helped the defense finish eighth nationally in forced turnovers (32). He worked with Leonard Johnson, who was a Second-Team All-Big 12 selection and David Sims who was an honorable mention All-Big 12 selection. Both players spent time in the NFL as undrafted free agents.

In 2008, Caley served at Auburn as a defensive administrative assistant. He worked closely with defensive coordinator Paul Rhoads and the Tiger secondary unit that finished 19th nationally in pass defense. The Auburn defense finished the season ranked 14th nationally in scoring defense and 29th in total defense. Caley worked with third round draft pick Jeraud Powers and fifth round selection Walt McFadden that season.

During his time as a defensive graduate assistant at Akron, Caley was part of a staff that captured the first Mid-American Conference Championship in school history and the school's first bowl game appearance in the Motor City Bowl. Caley worked with the secondary that featured Reggie Corner, who was selected by the Buffalo Bills in the fourth round of the NFL Draft, as well as Brandon Anderson who signed with the Tampa Bay Buccaneers as an undrafted free agent.

Caley began his coaching career at his alma mater, John Carroll, as a student coach in 2005.

He earned his bachelor of arts in communications from John Carroll (2006) and a master of science, sports science and coaching from Akron (2008). He also received a master of education in educational leadership and policy studies from Iowa State (2011).

Caley was born on January 22, 1983 in Canton, Ohio which is home to the Pro Football Hall of Fame. He and his wife, Grace, have two daughters, Caroline and Vivian.





Nick Caley, at a Glance



| | | | |
|---------|---|---------|---|
| 2024 | Los Angeles Rams Pass Game Coordinator/Tight Ends | 2013 | Arkansas Defensive Graduate Assistant |
| 2023 | Los Angeles Rams Tight Ends | 2012 | Eastern Illinois Secondary Coach |
| 2017-22 | New England Patriots Tight Ends | 2009-11 | Iowa State Defensive Graduate Assistant |
| 2015-16 | New England Patriots Offensive Coaching Assistant | 2008 | Auburn Defensive Administrative Assistant |
| 2014 | Florida Atlantic Secondary | 2006-07 | Akron Defensive Graduate Assistant |
| | | 2005 | John Carroll Student Assistant |



Assistant Defensive Line



Andrew Carter

College:

NFL Coaching Year: 3

Rams Coaching Year: 2

Andrew Carter enters his second season with the Los Angeles Rams as an assistant defensive line coach.

During the 2023 campaign with the assistance of Carter, the Rams defense ranked in the top half of the league in opponent rushing yards allowed, rushing touchdowns allowed, and defensive total rush EPA. Carter also played an essential role in the development of rookie Defensive Lineman Kobie Turner, who had a record-breaking first season and became a finalist for the Defensive Rookie of the Year Award.

Turner finished the regular season with 9.0 sacks, tying Aaron Donald for the most sacks by a rookie in franchise history and becoming the only rookie in franchise history to lead the team in sacks. Among rookie defensive players last season, Turner finished first in sacks, third in quarterback hits, tied for fourth in tackles for loss, fifth in pressures and hurries, eighth in tackles, and 10th in snaps played.

Carter also helped coach Aaron Donald in his final NFL season in which he passed Pat Swilling for 28th all-time in NFL history in sacks and passed Julius Peppers for the third-most tackles for loss in NFL history. Donald finished the 2023 season ranked ninth in pressures and tied for fourth in hurries.

Carter joined the Rams after spending the 2022 season as the defensive quality control coach for the Denver Broncos. He coached for a top-10 defensive unit in Denver that finished the 2022 season seventh in yards allowed per game (320.0), sixth in yards per play (5.04), 10th in rush yards allowed per game (109.8), 11th in yards per rush (4.26), and 12th in pass yards allowed per game (210.2). The Broncos' defense also ranked second in opponent third down conversion rate (34.1%), seventh in opponent red zone efficiency (51.1%), and tied for 10th in interceptions (15).

Prior to joining the Broncos coaching staff, Carter spent two seasons as a graduate assistant and defensive assistant at the University of Kansas. He was set to become the defensive line coach at the University of Tennessee Martin before deciding to join the Broncos' staff.

Before his time with the Jayhawks, Carter coached the defensive tackles at Hampton University for one season in 2019. He mentored two All-Big South Conference players, Andy Matthews and Desmond Sturdivant, and his unit contributed to a defense that ranked second in fewest rushing yards allowed (1,788), third in sacks (29), and tied for third in yards per rush (4.5).

Carter spent two seasons at his alma mater, Eastern Illinois, in 2017-18 before coaching at Hampton. In 2017, he served as a graduate assistant and director of football operations before being promoted to defensive line coach in 2018.

During his tenure at Eastern Illinois, Carter guided two players to All-Ohio Valley conference honors. Defensive End David Johnson garnered all-conference nods on two occasions in 2016 and 2017, while defensive lineman Levi Watson earned the recognition in 2018.

In addition to his five years coaching at the collegiate level, Carter also spent two years coaching high school football in Louisiana. Prior to joining the Eastern Illinois coaching staff, Carter was an offensive line and tight ends coach at Riverdale High School after serving as assistant head coach/co-defensive coordinator at Sophie B. Wright Charter School for the 2015 and 2016 high school seasons.

Carter graduated from Nicholls State University in Thibodaux, Louisiana in 2015 with a bachelor's degree in human performance education. He also earned a master's degree in technology from Eastern Illinois in 2018.



Andrew Carter, at a Glance



| | | | |
|---------|---|------|--|
| 2023-24 | Los Angeles Rams Assistant Defensive Line | 2019 | Hampton University Defensive Tackles |
| 2022 | Denver Broncos Defensive Quality Control | 2018 | Eastern Illinois Defensive Line |
| 2020-21 | Kansas Graduate Assistant/Defensive Assistant | 2017 | Eastern Illinois Graduate Assistant |

Outside Linebackers

Joe Coniglio

College:

NFL Coaching Year: 2

Rams Coaching Year: 2

Joe Coniglio enters his second season with the Los Angeles Rams as their outside linebackers coach after serving at the Naval Academy for two seasons.

During the 2023 season, Coniglio played a vital role in helping rookie Byron Young burst onto the NFL scene. Young's 8.0 sacks ranked second for most sacks by a rookie in franchise history. He also became the first rookie in franchise history to be in the sack column in his first three regular season games. Among rookies, Young finished in the top 10 in most defensive snaps played, tackles for loss, hurries, quarterback hits, pressures, sacks and tackles. He finished the regular season ranked 16th in pressures, 15th in sacks among outside linebackers, and tied for seventh in quarterback hits. Outside Linebacker Michael Hoecht also notched single-season career-highs in tackles, sacks, pressures, and pass pickups in his first year playing the position as a full-time starter.

During his time at Navy in 2022, the defense finished third in the nation against the run. The unit was the only defense ranked in the top 25 that faced three of the top 10 rushing offenses in the country. The Navy defense also finished third in fewest first downs allowed, 23rd in sacks, 22nd in fumble recoveries, and 32nd in total defense. Coniglio also mentored senior striker John Marshall, who finished third in the nation in sacks and tackles for loss per game while setting school records for single-season and single-game sacks. Marshall became the only unanimous First-Team All-American Athletic Conference selection in 2022.

Despite having one of the toughest schedules in the country in 2021, the Navy defense finished 32nd in the nation in run defense (130.4 yards allowed per game), 51st in passing defense (218.2 yards allowed per game), 34th in total defense (348.6 yards allowed per game), and 34th in red zone defense (.778).

He joined the Naval Academy from Kent State, where he coached the outside linebackers and served as the defensive recruiting coordinator for two seasons. During his second stint with the Golden Flashes, Coniglio helped lead the team to a 3-1 record in a COVID-shortened season and their first bowl win in school history with a 51-41 victory in the 2019 Tropical Smoothie Cafe Frisco Bowl.

He also spent five seasons at Rhode Island, where he served as defensive line coach, special teams coordinator and recruiting coordinator. During his time with the Rhode Island Rams, they were among national (FCS) leaders in numerous defensive categories. In 2017, Rhode Island was the only defensive line in the nation to have five players register five or more sacks and 10 or more tackles for loss. The defense broke the program's sack record that season and produced their third different all-conference player during Coniglio's coaching stint. The following season in 2018, Rhode Island ranked 31st in the FCS in total defense.

Additionally on special teams in 2018, Rhode Island ranked in the top 20 in punt return defense, kick return average and punt return average.

From 2012-13, Coniglio was the defensive line coach at Northern Michigan.

He also spent three seasons at Kent State from 2009-2011 while earning a master's degree. His roles during his first stint at Kent State included special assistant to the head coach, defensive graduate assistant, video coordinator and defensive volunteer. Coniglio worked closely with the defensive line and helped develop future NFL players Roosevelt Nix, Ishmael Kitchen and Monte Simmons. During that period, Kent State's defense ranked in the top tier of numerous NCAA categories, including 10th in the nation in total defense in 2010. The following season in 2011, the Golden Flashes ranked 21st in total defense, and in 2009 the defense was fourth in tackles for loss and 17th in sacks.

A two-time All-Mid-American Conference defensive end at Miami (OH), Coniglio was a three-year starter and three-year winner of the RedHawks' Vic Waltz Defensive Lineman of the Year award. He also helped Miami (OH) win three MAC East titles and ranks fifth among the program's sack leaders.

Coniglio and his wife, Jessa, have a daughter, Anna, and two sons, Joseph and Matthew.





Joe Coniglio, at a Glance



| | | | |
|---------|---|---------|---|
| 2023-24 | Los Angeles Rams Outside Linebackers | 2014-18 | Rhode Island Special Teams Coordinator/Defensive Line |
| 2021-22 | Navy Outside Linebackers/Edge Rushers | 2012-13 | Northern Michigan Defensive Line |
| 2019-20 | Kent State Outside Linebackers/Defensive Recruiting Coordinator | 2009-11 | Kent State Special Asst. to Head Coach/Defensive Grad Asst. |





Running Backs

Ron Gould

College: Oregon

NFL Coaching Year: 2

Rams Coaching Year: 2

Ron Gould enters his second season with the Los Angeles Rams as the running backs coach. He joined the Rams after spending six seasons at Stanford leading the running backs.

Gould has 34 seasons of coaching experience, including four as a head coach at UC Davis and 24 years working in the Pac-12 Conference.

During his career, Gould has mentored some of the game's elite running backs, including Rams All-Pro and Pro Bowler Kyren Williams, and coached Super Bowl champions such as Marshawn Lynch, C.J. Anderson and Shane Vereen. Anderson spent time with the Rams in 2018 and appeared in Super Bowl LII against the New England Patriots.

Gould has also mentored college standouts Bryce Love and J.J. Arrington, as well as NFL players such as Jahvid Best and Justin Forsett. He has coached a total of eight Pro Bowl selections, three First-Team All-America picks, and six First-Team all-conference honorees. Five of the past eleven Super Bowls have featured a running back whom Gould has coached.

During his first season in the NFL in 2023, the Rams finished ranked 11th in rushing yards (2,045), 12th in yards per rush attempt (4.3), eighth in rushing touchdowns (18), and 11th in tackles avoided on rushes (89). It was the first time the Rams rushed for 2,045 or more yards since the 2018 campaign.

Under Gould's leadership, Williams finished third in the NFL in rushing yards (1,144), sixth in yards per rush (5.0), and tied for seventh in rushing touchdowns (12) despite missing four games due to injury. It was the first time Williams eclipsed 1,000 rushing yards in his NFL career and he was the first Rams running back to do so since Todd Gurley in 2018. Additionally, with 12 rushing touchdowns on the season, Williams tied Gurley, Wendell Tyler, Eric Dickerson and Marshall Faulk for the seventh-most rushing touchdowns in a single season in franchise history.

Before joining Sean McVay's staff, Gould spent six seasons at Stanford where he guided Bryce Love to a record-breaking season in 2017. Love set the school's single-season rushing record (2,118), single-game rushing record (301), and was named the 2017 Doak Walker Award winner. Love also was the Lombardi Award winner and Heisman Trophy runner-up as a junior. He set Stanford records for rush average (6.79) and consecutive 100-yard rushing games (nine). The Pac-12 Offensive Player of the Year and unanimous All-American finished with the fourth-most rushing yards and fifth-most touchdowns in school history. Love was drafted in the fourth round of the 2019 NFL Draft by Washington.

Prior to joining Stanford, Gould was the head coach at UC Davis from 2013-16. During his time as head coach, the Aggies posted the Big Sky Conference's highest Academic Progress Rate (APR) from the NCAA all four years. Gould helped guide Gabe Manzanares to record the program's best rushing total (1,285 yards) in more than a decade during the 2013 season. Manzanares won Big Sky Newcomer of the Year honors and ranked among the conference and FCS leaders in several statistical categories.

Gould coached the running backs for 16 years at California from 1997-2012 and was eventually promoted to associate head coach in 2008 and had added responsibilities as run game coordinator in 2011. Gould developed several of the top running backs at Cal including NFL players such as Lynch, Arrington, Best, Vereen, Adimchinobe Echemandu, Forsett, Tarik Smith and Will Ta'ufo'ou. Other players who worked with Gould and later signed NFL contracts include Chris Manderino and Byron Storer. Nine of the program's top 11 individual rushing seasons and six of Cal's all-time top rushers were coached by Gould.

Marshawn Lynch was the 2006 Pac-10 Offensive Player of the Year, J.J. Arrington was eighth in the 2006 Heisman Trophy voting after leading the country with 2,018 rushing yards, and Jahvid Best was a two-time All-Pac 12 First-Team selection. Both Lynch and Best were first-round picks in the NFL Draft, while Arrington and Vereen were second-round selections.

He was a candidate for the 2010 American Football Coaches Association (AFCA) Assistant Coach of the Year Award and participated in NFL internships with the Atlanta Falcons, Arizona Cardinals, Green Bay Packers, Los Angeles Rams, San Francisco 49ers and St. Louis Rams.

Following his college graduation, Gould began his collegiate coaching career at his alma mater, Oregon, from 1990-91. He also coached the defensive backs at Portland State in 1992 and at Boise State from 1993-96.

A native of Scottsdale, Arizona, Gould played defensive back at Scottsdale Community College from 1984-85 before earning a scholarship to Wichita State. When the Shockers discontinued their football program, Gould chose to play at Oregon where he earned his bachelor's degree in human services.

Gould and his wife, Teresa, have two sons Tevin and Trae.





Ron Gould, at a Glance



| | | | |
|------------------|--|----------------|--|
| 2023-24 | Los Angeles Rams Running Backs | 1993-96 | Boise State Defensive Backs |
| 2017-22 | Stanford Running Backs | 1992 | Portland State Defensive Backs |
| 2013-16 | UC Davis Head Coach | 1990-91 | Oregon Graduate Assistant |
| 1997-2012 | California Running Backs | | |





Defensive Assistant

Mike Harris

College: Muhlenberg College
NFL Coaching Year: 5
Rams Coaching Year: 2

Mike Harris enters his second season with the Los Angeles Rams as a defensive assistant and works closely with the defensive backs.

With the support of Harris in 2023, the Rams finished the regular season ranked third in pass breakups and tied for 15th in passes defended. With Harris' assistance, former Defensive Back Ahkello Witherspoon finished the regular season ranked first in the NFL for incompletions against as the primary defender and former Defensive Back Jordan Fuller finished the season as one of 11 players in the NFL to force six or more turnovers with three forced fumbles and three interceptions. Harris also mentored second-year Defensive Back Quentin Lake, who finished 11th in the NFL with an 84.6 tackling grade, among defensive players with a minimum of twenty percent of snaps played, according to PFF. Lake also finished with the 35th-best defensive grade (71.2) and 19th-best run defense grade (77.4) among corners with a minimum of twenty percent of snaps played.

Before joining the Rams, Harris spent the 2022 season coaching safeties at John Carroll University. He helped the Blue Streaks finish second in the OAC conference with an 8-2 record. The Blue Streaks' defense also finished 20th in Division III in yards allowed per game (253.2). Harris helped defensive back Josh McLean finish fourth on the team in tackles and first among defensive backs (47). McLean recorded a season-high nine tackles, a tackle for loss and a forced fumble against Washington and Jefferson. He also returned an interception for a touchdown against Muskingum.

Harris joined the John Carroll coaching staff after spending three seasons with the Chicago Bears as an offensive assistant. During his time with the Bears, Harris played an important role in pregame preparation with scouting reports and film breakdowns of opposing defenses. On gamedays, he was responsible for charting plays and defensive schemes, assisting in receiver warmups, and providing insight to the Bears' passing game coordinator.

Before his first stint at the NFL ranks, Harris coached wide receivers at his alma mater, Muhlenberg College in 2018.

Following college graduation, Harris spent two years as an assistant coach at Wilkes University where he mentored tight ends and running backs. During his time coaching the tight ends for two seasons, standout tight end Garrett Armstrong earned consecutive all-region honors and was a 2017 preseason All-

American. Under the guidance of Harris, Armstrong registered back-to-back seasons with 30 or more receptions and over 330 yards in 10 games played. He had a combined eight touchdown receptions in his two seasons working with Harris.

As a collegiate player for four seasons at Muhlenberg College from 2011-14, Harris played in 25 games as a wide receiver and recorded 52 catches for 599 yards and nine touchdowns. He was the third-leading receiver for a team that finished 8-3 and earned an ECAC bowl berth in 2013.

Harris graduated from Muhlenberg College with a major in business administration with a focus in entrepreneurial studies.



Mike Harris, at a Glance



2023-24 Los Angeles Rams
Defensive Assistant
2022 John Carroll
Safeties
2019-21 Chicago Bears
Offensive Assistant

2018 Muhlenberg College
Wide Receivers
2017 Wilkes University
Running Backs
2015-16 Wilkes University
Tight Ends



Assistant Offensive Line

Zak Kromer

College: Oklahoma

NFL Coaching Year: 9

Rams Coaching Year: 8

Zak Kromer enters his ninth NFL season and eighth with the Los Angeles Rams. He currently serves as the assistant offensive line coach after spending two seasons as an offensive assistant.

Under Kromer's guidance in 2023, the Rams offensive line allowed the lowest sack total (22.0) since the 2020 season and propelled the run game significantly. The Rams offensive line also finished seventh in quarterback sack rate (5.5%) and pressures allowed (213).

Rookie Offensive Lineman Steve Avila had a stellar first season and led the team in offensive snaps played (1,094), which was the most snaps played for a Rams offensive lineman since 2021. Among rookie offensive linemen, Avila ranked second in offensive snaps played and was the only Rams player to play every offensive snap. He also finished fifth in sacks allowed (2.0). Additionally,

Offensive Lineman Kevin Dotson finished with the second-best overall grade (85.2) and the best run blocking grade (88.8) among all guards, according to PFF. Additionally, veteran Alaric Jackson was tied for first in sacks allowed (1.0) among tackles who played over 500 offensive snaps.

In 2022, Kromer worked closely with the tight ends and helped Tyler Higbee sustain his productivity in McVay's offense. In Week 16 against the Broncos, Higbee eclipsed 3,000 career receiving yards and became the Rams' all-time leader in touchdowns for tight ends (20).

Higbee is currently the Rams' all-time leader in receptions (353), receiving yards (3,602) and touchdowns for tight ends (22). Under the guidance of Kromer, he tallied a career-best 72 catches for 620 yards and three touchdowns during the 2022 season. His 620 receiving yards were the second-most of his career. Additionally, his 404 yards after catch was a career-high, the fourth-best amongst tight ends, and the 28th-highest YAC total in the NFL in 2022.

During his first five seasons with the Rams from 2017-2021, Kromer primarily worked with an offensive line that anchored one of the most productive offenses in the NFL during that span

In 2021 during the team's Super Bowl-winning season, the offensive line finished tied for sixth in sacks allowed (31), seventh in sack percentage (4.9%), fifth in pressures allowed (173) and third in pressures allowed per dropback (26.8%).

In his fourth season in L.A. in 2020, Kromer helped a rushing attack that finished 10th in the league, averaging 126.1 rush yards per game.

In 2019 with the help of Kromer's adjustments throughout the season due to injury along the offensive front, the offensive line did not allow a sack in a franchise-best six games, while also allowing the fewest sacks in the league (22).

Kromer spent the 2016 season with the Buffalo Bills as an entry-level coaching assistant. Prior to the Bills, he spent four seasons at the University of Oklahoma as a student assistant for the football program.

Kromer earned a bachelor of arts degree in communications.

He is the son of the longtime NFL offensive line coach Aaron Kromer, who has 20 seasons of NFL experience.

Kromer and his wife, Emily, got married in June 2018 and they have a son, Beckham.



Zak Kromer, at a Glance



| | |
|----------------|---|
| 2023-24 | Los Angeles Rams Assistant Offensive Line |
| 2021-22 | Los Angeles Rams Offensive Assistant |

| | |
|----------------|--|
| 2017-20 | Los Angeles Rams Offensive Quality Control |
| 2016 | Buffalo Bills Coaching Assistant |

Pass Game Coordinator/
Assistant Head Coach



Aubrey Pleasant

College: Wisconsin
NFL Coaching Year: 12
Rams Coaching Year: 6



Aubrey Pleasant enters his sixth season with the Los Angeles Rams and serves as the team's Pass Game Coordinator and Defensive Backs Coach. Head Coach Sean McVay also added assistant head coach to Pleasant's title leading up to the 2024 season.

Under Pleasant's guidance during the 2023 season, the Rams secondary recorded 10 interceptions, with nine coming from defensive backs. The Rams finished the regular season ranked third in pass breakups and tied for 15th in passes defended. The last time the Rams finished the regular season in the top half of those categories was in 2020 when Pleasant mentored the cornerbacks.

Pleasant also helped former Defensive Back Jordan Fuller record single-season career-highs in pass breakups, forced fumbles, and tied his single-season best with three interceptions. Fuller was one of 11 players in the NFL to force six or more turnovers during the regular season. Pleasant also guided former Defensive Back Ahkello Witherspoon, who led the league in incompletions against as the primary defender for the first time in his career. Witherspoon recorded single-season career-bests in passes defended and pass breakups. He also tied his single-season career-high with three interceptions.

Before returning for his second coaching stint with the Rams, Pleasant was the defensive backs coach and pass game coordinator for the Detroit Lions for two seasons (2021-22). Pleasant also served as an offensive consultant for the Green Bay Packers during the second half of the 2022 season.

In his first year with the Lions in 2021, Pleasant mentored undrafted rookie cornerbacks A.J. Parker and Jerry Jacobs, who led all NFL undrafted players in snaps played on either offense or defense that season. The young cornerback duo was the only pair of undrafted rookies to play at least 400 snaps on offense or defense and both players saw more than 500 snaps of action in the 2021 campaign.

Additionally, Jacobs and Parker each produced seven passes defended and a forced fumble, becoming the eighth and ninth undrafted rookies in NFL history to produce a season with at least seven passes defended and a forced fumble. They also became the first set of rookie teammates to accomplish this feat.

Pleasant joined the Detroit Lions coaching staff ahead of the 2021 season to serve as the team's defensive backs coach and pass game coordinator after his first coaching stint with the Rams from 2017-20 as the cornerbacks coach.

In that span, Rams cornerbacks ranked second in the NFL in interceptions (28), led the NFL in interception return yards (496), and led the NFL in interceptions returned for touchdowns with five. Pleasant also guided former defensive back Jalen Ramsey to a First-Team AP All-Pro nod in 2020 and worked with cornerback Marcus Peters, who earned First-Team AP All-Pro honors in 2019.

Pleasant also was instrumental in the development of former Rams cornerback Darious Williams, who joined the team in 2018 after originally signing as an undrafted rookie free agent with the Baltimore Ravens. Williams had a strong 2020 campaign in his first full season as a starter with four interceptions and a pick-six in the postseason. During Pleasant's first four seasons in Los Angeles, the Rams earned two NFC West division titles, three postseason appearances and a trip to Super Bowl LIII.

Prior to his stint with the Rams, Pleasant spent four seasons with the Washington Commanders from 2013-16. In his first year with the team he was an offensive assistant and finished his tenure as a defensive quality control coach. Washington won the NFC East his final two seasons and he helped linebacker Ryan Kerrigan earn a Pro Bowl appearance after posting 11.0 sacks.

His first NFL position was as an offensive staff/head coach intern for the Cleveland Browns in 2013.

Prior to arriving in Cleveland, Pleasant spent two seasons at the University of Michigan where he served as a defensive graduate assistant (2011) and the program's assistant defensive backs coach (2012). In 2011, the Michigan defense led the Big Ten in takeaways (29) and tied for first in the FBS with 20 fumble recoveries. The following season, Michigan ranked fifth in the FBS with an average of 169.5 passing yards allowed per game.

Following his collegiate playing career as a safety at Wisconsin from 2005-08, Pleasant coached defensive backs at Grad Blanc (Mich.) High School and was a behavioral specialist/special needs teacher in the Flint Community School District.

A native of Flint, Michigan, Pleasant earned his bachelor's degree in sociology from Wisconsin and a master's degree in education from Michigan.






Aubrey Pleasant, at a Glance



| | | | |
|---------|--|---------|--|
| 2024 | Los Angeles Rams Pass Game Coordinator/Asst.Head Coach | 2016 | Washington Commanders Assistant Defensive Backs |
| 2023 | Los Angeles Rams Defensive Backs/Pass Game Coordinator | 2013-15 | Washington Commanders Defensive Quality Control |
| 2022 | Green Bay Packers Offensive Consultant | 2013 | Cleveland Browns Offensive Staff/Coaching Intern |
| 2021-22 | Detroit Lions Defensive Backs/Pass Game Coordinator | 2012 | Michigan Assistant Defensive Backs |
| 2017-20 | Los Angeles Rams Cornerbacks | 2011 | Michigan Defensive Graduate Assistant |
| | | 2010 | Grand Blanc High School (Michigan) Defensive Backs |





Offensive Line

Ryan Wendell

College: Fresno State

NFL Coaching Year: 6

Rams Coaching Year: 2

Ryan Wendell enters his second season with the Los Angeles Rams as the offensive line coach. Before joining the Rams, he spent three seasons as an assistant offensive line coach for the Buffalo Bills.

Under Wendell's leadership in 2023, the Rams offensive line allowed the lowest sack total since the 2020 season. The unit finished the regular season ranked seventh in quarterback sack rate (5.5%) and pressures allowed (213). The Rams offensive line also paved the way for an elite rushing attack in 2023, finishing 11th in rushing yards (2,045), 12th in yards per rush attempt (4.3), and eighth in rushing touchdowns (18).

Offensive Lineman Steve Avila had a stellar rookie campaign in 2023. With 1,094 snaps played, Avila played the most snaps for a Rams offensive lineman since 2021 and the most by a Rams rookie since Cooper Kupp in 2017. Among rookie offensive linemen, Avila finished second in snaps played and was the only Rams player to play every offensive snap last season.

Wendell also mentored Offensive Lineman Kevin Dotson during his first season with the Rams. According to *Pro Football Focus*, Dotson finished the season with the second-best offensive grade (85.2) and the best run blocking grade (88.8) among all guards. Additionally, Offensive Lineman Alaric Jackson finished tied for first in sacks allowed (1.0) among tackles that played more than 500 snaps on the season.

During the 2022 season, Wendell helped the Bills' offensive line finish eighth in fewest sacks allowed (23) and sack rate (5.4%), 11th in pressures allowed and 11th in average time to throw (2.86 seconds). Wendell's group also helped the Bills' offense finish fourth in yards per game (397.6), seventh in rush yards per game (139.5), second in yards per rush (5.2), seventh in pass yards per game (258.1), and third in offensive points scored per game (26.88). Bills' tackle Dion Dawkins received Pro Bowl honors under Wendell's mentorship that season.

In 2021, the Bills' offensive line finished second in fewest sacks allowed (27) and sack rate (4.0%), and fifth in average time to throw (2.9 seconds). The Bills' offense also finished the 2021 season sixth in rush yards (2,209) and yards per rush (4.8), and seventh in rushing touchdowns (20).

Under Wendell's guidance in 2020, the Bills' offensive line ranked ninth in sacks allowed (27), seventh in sack rate (4.3%), and 11th in rushing first downs (119). He served as a coaching assistant in his first year as a coach at the NFL ranks in 2019.

Wendell had an nine-year NFL playing career and appeared in 80 games (49 starts) with the New England Patriots from 2008-15 and the Carolina Panthers in 2016.

During his tenure as a player with the Patriots, Wendell won a Super Bowl (2014) and two conference championships (2011, 2014). Wendell also recorded back-to-back seasons starting every game during the 2012 and 2013 seasons. He appeared in 12 career postseason contests with seven starts and also started at three different spots along the offensive line including left guard, center and right guard.

He signed with the Patriots as a rookie free agent in 2008 after playing collegiately at Fresno State where he was a four-year starter from 2004-07.

During his time at Fresno State, Wendell played center for an offensive line that set a school record for fewest sacks allowed (12). He played in nine games during his freshman season in 2004, when he helped the school finish as the nation's fifth-ranked offense. He also earned All-WAC and Academic All-WAC honors.

Wendell is a Southern California native and had his jersey retired by Diamond Bar High School, where he was elected to the school's Hall of Fame. He also was selected First-Team All-CIF Southern Section as a defensive lineman as a senior and as an offensive lineman as a junior. As a student, Wendell was the winner of the California Governor's Scholar Share Award.



Ryan Wendell, at a Glance



2023-24 Los Angeles Rams
Offensive Line
2020-22 Buffalo Bills
Assistant Offensive Line

2019 Buffalo Bills
Coaching Assistant

Wide Receivers

Eric Yarber

College: Idaho

NFL Coaching Year: 13

Rams Coaching Year: 8



Los Angeles native Eric Yarber is in his eighth season with the Rams serving as the team's wide receivers coach.

Under Yarber's guidance in 2023, receiver Puka Nacua set the NFL rookie record for most receptions (105) and receiving yards (1,486) in a single season. He also set the NFL rookie record for most receiving yards in a playoff game, set a franchise record for most receiving yards in a Wild Card game (181), and was a finalist for the NFL's Offensive Rookie of the Year Award. Receiver Cooper Kupp also passed Henry Ellard for the fourth-most receiving touchdowns in franchise history (51) and became the franchise leader in postseason receptions (50).

Additionally, Receiver Tutu Atwell recorded career-highs in receptions, receiving yards and touchdowns while Receiver Demarcus Robinson tied his career-best with four touchdown receptions in 2023.

In 2022, Yarber helped Kupp sustain the success from his historic 2021 triple crown-winning campaign. Before he was sidelined with an injury in Week 10, Kupp was on his way to another stellar season. Prior to his injury, Kupp ranked second in the NFL in receptions (72), third in yards after catch (422), as well as fifth in receiving first downs (42), receiving touchdowns (6), and receiving yards (812).

Yarber also played an instrumental role in the development of former Rams receiver Van Jefferson. For a three-year stretch from 2020-22, Jefferson's 14.96 yards per reception ranked tied for seventh in the NFL amongst receivers. Additionally, receiver Tutu Atwell became an explosive weapon in McVay's offense in 2022, hauling in 18 catches for 298 yards and a 62-yard touchdown in 13 games played.

Yarber has also helped players such as Ben Skowronek and former Rams receiver Brandon Powell become versatile playmakers on offense in 2022. Skowronek lined up as a receiver, fullback and running back and set career-highs in receptions (39), receiving yards (376) and yards after catch (137). Powell saw action at receiver, running back and returned kicks and punts throughout the season. He also set career-highs in receptions, receiving yards (156) and yards after catch (184) under Yarber.

In 2021 with the guidance of Yarber, Kupp became the fourth player in NFL history to win the receiving Triple Crown by leading the NFL in receptions, receiving yards, and receiving TDs. He led the second place receivers in all three categories by some of the widest margins of any receiving Triple Crown winner. Kupp's season was capped off by becoming the Super Bowl LVI MVP, the 2021 NFL Offensive Player of the Year and was voted to his first Pro Bowl. Kupp also was voted First-Team All-Pro.

Jefferson had a breakout 2021 season, starting all 17 games and hauling in 50 catches for 802 yards and six touchdowns. With Yarber's leadership, mid-season acquisition Odell Beckham Jr. was able to quickly acclimate to the Rams' offensive system and play a key role in the offensive production during the Rams'

Super Bowl run.

In 2020, Kupp and former Rams receiver Robert Woods led the Rams pass catchers, finishing with 974 and 936 receiving yards, respectively. Woods added a team-high six receiving touchdowns, 155 rush yards and two rushing touchdowns.

As a team in 2020, the Rams offensive unit finished just outside of the top-10 in total offense, amassing 377 yards per game (11th) and passing offense, averaging 250.9 yards per game (13th).

The 2019 campaign saw a breakout year from Kupp, who returned from a season-ending injury during the 2018 season. Kupp recorded his first 1,000-yard season of his career with 1,061 receiving yards and led the team in receptions (94). Kupp finished with a career-high 220 yards on seven receptions against the Bengals in the Rams' International Series win in Week 8. His 220 yards were the most receiving yards in an international game in NFL history.

Woods also ended the season with over 1,000 receiving yards, giving L.A. consecutive seasons with multiple receivers totaling over 1,000 receiving yards since a run of four-straight seasons from 1999-2002.

With the tutelage of Yarber, the Rams quickly acclimated 2018 offseason acquisition Brandin Cooks into the league's No. 3 scoring offense. Cooks (1,204) and fellow wideout Robert Woods (1,219) posted career-highs in receiving yards while becoming the first Rams receiving duo to surpass 1,000 yards each since Torry Holt and Isaac Bruce in 2006.

During the 2017 season, the newly-acquired Woods recorded a then personal-best 781 yards receiving, which ranked third amongst the 2017 free agent wide receiver group. Kupp finished with a team-best 869 yards receiving, the second-most amongst all rookies and was named to the *Pro Football Writers Association* (PFWA) All-Rookie team.

Prior to joining the Rams in 2017, Yarber spent the previous five seasons with the UCLA Bruins in the same capacity. Yarber joined the Bruins staff as receivers coach in 2012. During his tenure, seven of Yarber's receivers were selected in the NFL Draft, including three in the 2016 NFL Draft.

The Bruins' pass offense ranked 18th in the nation (295.6 yards per game) in 2016. That season saw the emergence of receivers Darren Andrews, Jordan Lasley and Kenneth Walker. Andrews ranked 10th in the Pac-12 in receptions per game and led the team with 55 catches. Lasley came on strong over the course of the season and recorded 41 receptions and led the team with six touchdowns. Walker notched 22 catches and four touchdowns. Jordan Payton was invited to the Senior Bowl and was selected by the Cleveland Browns in the 2016 NFL Draft. Payton became UCLA's all-time receptions leader during the 2015 campaign and the first Bruin to ever catch 200 career passes. He also moved up to third on the all-time receiving yards list and ranked among

the nation's top 25 in receiving yards (1,106) and receiving yards per game (85.1). Thomas Duarte, a Miami Dolphins draft selection, earned second-team all-conference honors after registering 10 touchdown catches, which ranked fourth on the all-time school single-season list and was 17th in the NCAA. Devin Fuller, drafted by the Atlanta Falcons, moved up to the top six in career receptions.

In year two at UCLA, Yarber helped senior Shaq Evans, a fourth-round selection of the New York Jets in the 2014 NFL Draft, finish his career ranked tied for 10th on the school's all-time receptions list. Evans earned an invite to the Senior Bowl and the NFL Combine after catching nine touchdowns in 2013, tied for ninth on the all-time school list.

In 2011, Yarber worked as Tampa Bay's wide receivers coach for a promising young unit that included the development of second-round pick Arrelious Benn and fourth-round pick Mike Williams. Williams turned in one of the top seasons by a receiver in Buccaneers history, recording 65 receptions for 964 yards and 11 touchdowns. He led all rookie receivers in each of these categories, earning *The Sporting News* and PFW/PFWA All-Rookie Team selection while finishing second in voting for the *Associated Press* Offensive Rookie of the Year Award. Yarber also oversaw the emergence of Benn, who was becoming an important part of the Tampa Bay offense prior to a season-ending knee injury in Week 13.



Yarber joined Tampa Bay after spending three seasons (2007-09) at the collegiate level as the wide receivers coach at Arizona State. While at ASU in 2009, Yarber coached two standout wide receivers in Kyle Williams and Chris McGaha. Williams finished the 2009 campaign with 815 receiving yards on 57 catches and eight touchdowns before being invited to the Senior Bowl and becoming a sixth-round draft pick of the San Francisco 49ers in the 2010 NFL Draft. McGaha racked up 56 catches for 673 yards and four touchdowns on his way to earn second-team All-Pac 10 honors.

Prior to his work with the Sun Devils, Yarber coached wide receivers for two seasons (2005-06) under Tyrone Willingham at the University of Washington. With Yarber's assistance, two receivers, Sonny Shackleford and Anthony Russo, turned in strong performances, with Russo finishing third in the Pac-10 Conference with a 17.3 yards-per-catch average and Shackleford finishing fourth in touchdown catches (seven) and eighth in receptions (50) and receiving yards (666).

During the 2003-04 seasons, Yarber coached the San Francisco 49ers' wide receivers, and in his first year guided Pro Bowler Terrell Owens to a 1,000-yard season. During this time, Yarber was also instrumental in the development of wide receivers Cedrick Wilson and Brandon Lloyd, as the duo ranked first and second among 49ers' receivers in yards after the catch with a 13.6 and 13.1 average (min. 10 receptions) respectively in 2004.

From 1999-2002, Yarber coached at Oregon State, where he worked with the running backs for one season (1999) before switching to wide receivers (2000-2002). He coached Ken Simonton, who was inducted into the Oregon State Hall of Fame after setting program records that still stand today. Simonton posted records in career rushing yards (5,044), attempts (1,041); touchdowns (59) and 100-yard games (26). Simonton was the first Beaver to gain 1,000 or more yards in three seasons. His work with receivers Chad Johnson and T.J. Houshmandzadeh led to the two being selected in the second and seventh rounds, respectively, by the Cincinnati Bengals in the 2001 NFL Draft. Johnson also earned a Senior Bowl invitation.

Yarber coached his first year in the NFL in 1998, working as an offensive assistant/assistant running backs coach with the Seattle Seahawks, after spending the 1997 season coaching receivers at UNLV. His coaching career began in 1996 when he took a secondary coaching position at his alma mater, Idaho.

Yarber was selected by Washington as a 12th-round pick in the 1986 NFL Draft and spent three seasons as a wide receiver and punt returner. He was part of the Washington squad that defeated the Denver Broncos to win Super Bowl XXII in 1988, leading that team with 37 punt returns. At Idaho, Yarber was a Kodak All-American and the Big Sky Conference's Most Valuable Player during his senior year, catching 75 passes for 1,103 yards. As a junior, he finished 10th in the nation in punt returns and third in the conference with 817 receiving yards on 54 catches. He attended Crenshaw High School in Los Angeles.

Yarber earned a Bachelor's in general studies from the University of Idaho in 1995. He is married to Estevanica and has one son, Kameryon.



Eric Yarber, at a Glance



2017-24

Los Angeles Rams
Wide Receivers

2012-16

UCLA
Wide Receivers

2010-11

Tampa Bay Buccaneers
Wide Receivers

2007-09

Arizona State
Wide Receivers

2005-06

University of Washington
Wide Receivers

2003-04

San Francisco 49ers
Wide Receivers

2000-02

Oregon State
Wide Receivers

1999

Oregon State
Running Backs

1998

Seattle Seahawks
Offensive Quality Control

1997

UNLV
Wide Receivers

1996

University of Idaho
Secondary



Run Game Coordinator/Defensive Line



Giff Smith

College: Georgia Southern

NFL Coaching Year: 14

Rams Coaching Year: 1

Giff Smith enters his first season as the run game coordinator and defensive line coach for the Los Angeles Rams.

Smith has coached 13 seasons in the NFL and spent the previous eight with the Los Angeles Chargers (2016-23). He coached the defensive line for the first six seasons (2016-21) before switching to outside linebackers (2022-23). Smith also served as the Chargers' interim head coach to close out the 2023 season.

He has helped five players earn a combined 11 Pro Bowl selections during his time in the NFL coaching ranks. Smith has most recently coached Chargers Outside Linebacker Khalil Mack and guided him to consecutive Pro Bowl seasons from 2022-23.

Additionally last season, Smith helped the Chargers defense finish 13th in yards per rush (4.1) and red zone efficiency (52.9%). Smith's group also helped the Chargers finish 12th in hurries (225) and tie for seventh in sacks (48.0). Mack finished sixth in pressures (88), fourth in sacks (17.0), and sixth in hurries (59).

He also mentored Outside Linebacker Joey Bosa, who he coached on the defensive line from 2016-20 when Bosa played defensive end. During that span, Bosa was selected to three of his four Pro Bowl appearances and earned 2016 Defensive Player of the Year honors as well as First-Team All-Pro recognition from *Sporting News* in back-to-back seasons in 2019-20. Smith coached the defensive line in 2021 and helped his unit transition from a 4-3 base front to a 3-4 base front.

Over his first five seasons with the Chargers, Smith guided Bosa and Defensive End Melvin Ingram III to three Pro Bowls each. During his time under Smith's tutelage, Bosa set an NFL record with 19.0 sacks in his first 20 games. Smith was part of a staff that helped the defense finish in the top-10 in total defense three straight seasons (2018-20). In 2020, Smith coached four defensive linemen who recorded multiple sacks on the year, while Bosa ranked second in the AFC with 15 tackles for loss.

The year prior, Smith was part of a defensive staff that led the sixth-ranked total defense and the league's fifth-ranked pass defense. It was the fourth time in 20 years the Chargers had a top-five passing defense. In 2018, Smith helped the Chargers defense finish ninth in total defense, rushing defense, and passing defense. It was the first Chargers unit to finish in the top-10 in total defense since 2014 and the highest-ranked rushing defense since 2012.

Smith helped the duo of Bosa and Ingram become one of the most dynamic tandems in the NFL, combining for 23.0 sacks in 2017 and leading the league in pressures. Additionally, the defensive unit finished fifth in the NFL with 43.0 sacks on the season, with the defensive line recording 36.0. That group also helped the Chargers finish first in red zone defense and rank third in pass defense.

In his first season with the Chargers, Smith's defensive line contributed to the team's 10th-ranked rush defense. They held nine opponents to less than 100 yards on the ground and recorded the NFL's second-highest percentage of tackles for loss. Bosa captured NFL Defensive Rookie of the Year honors after leading all rookies with a team-high 10.5 sacks despite playing in just 12 games.

Prior to joining the Chargers, Smith spent two years coaching the defensive line for the Tennessee Titans (2014-15). He helped the Titans defense implement a 3-4 scheme and Defensive Lineman Jurrell Casey post a career-high 13 tackles for loss in 2014. In 2015, the Titans defense finished 12th in the league with 39.0 sacks and Casey was voted to his first Pro Bowl.

Smith joined the NFL coaching ranks in 2010 and spent three seasons as the defensive line coach for the Buffalo Bills (2010-12). During that span, Bills Defensive Lineman Kyle Williams was selected to the first two Pro Bowls of his career and Mario Williams recorded a 10.5-sack season.

He spent time coaching at the collegiate level before entering into the NFL. From 2004-09, Smith coached the defensive line at Georgia Tech and added recruiting coordinator duties in 2006. In 2007, the Yellow Jackets led the nation in sacks (47.0) and also ranked second in tackles for loss. Under Smith's guidance, Defensive Tackle Joe Anoa'i earned a First-Team All-ACC selection following the 2006 campaign before spending time in the CFL and joining the WWE. Additionally, three defensive linemen who played under Smith at Georgia Tech went on to play in the NFL such as Michael Johnson, Vance Walker and Derrick Morgan.

Before his stint at Georgia Tech, he led the defensive line at Tulane (1999-03) after spending three years coaching wide receivers and the secondary at his alma mater, Georgia Southern (1996-98).

Smith began his coaching career as a graduate assistant at Arkansas (1991-93) and Georgia (1994-95).

He was a three-time All-America defensive end at Georgia Southern, where he was a team captain as a senior and was part of three NCAA I-AA national titles teams (1986, 1989-90). He was inducted into the Georgia Southern Athletic Hall of Fame in 2000.

A native of Mableton, GA, Smith and his wife Jennifer have two children, Ava and Sam.



Giff Smith, at a Glance



2024 Los Angeles Rams
 Defensive Line/Run Game Coordinator
2022-23 Los Angeles Chargers
 Outside Linebackers
2016-21 Los Angeles Chargers
 Defensive Line
2014-15 Tennessee Titans
 Defensive Line
2010-12 Buffalo Bills
 Defensive Line
2006-09 Georgia Tech
 Defensive Line and Recruiting Coordinator

2004-05 Georgia Tech
 Defensive Line
1999-03 University of Tulane
 Defensive Line
1996-98 Georgia Southern University
 Receivers and Secondary
1994-95 University of Georgia
 Graduate Assistant
1991-93 University of Arkansas
 Graduate Assistant





Special Teams Assistant

Chili Davis

College: Campbell

NFL Coaching Year: 1

Rams Coaching Year: 1

Chili Davis enters his first season as a special teams assistant for the Los Angeles Rams.

He joins the team after spending the 2023 season with Kansas State University as the program's special teams quality control coach.

Prior to his time with the Wildcats, Davis spent the 2022 season as the special teams coordinator at Florida A&M, where he helped the Rattlers finish 9-2. He guided kicker Jose Romo-Martinez and punter Chris Faddoul to First-Team All-Conference and HBCU All-America honors. Romo-Martinez ranked fifth in the FCS with 1.55 field goals made per game, while Faddoul ranked 11th nationally with a 43.3-yard average. FAMU also finished 30th in the nation with three blocked kicks.

Davis spent the 2021 season at the University of Washington where he served as a special teams analyst. That season, Washington finished fifth in the nation in yards per punt average (48.5). The special teams unit also ranked 57th in average kickoff return yards (21.3).

Before joining the Husky coaching staff, Davis spent time at New Mexico State where he coached the slot receivers and tight ends in addition to serving as the assistant special teams coordinator from 2018-20. It marked his first stint as a full-time FBS assistant coach and he helped the Aggies end a 57-year bowl drought when they defeated Utah State in the Arizona Bowl.

At New Mexico State, Davis guided Receivers OJ Clark and Jaleel Scott to successful collegiate careers. Clark finished third in school history with 201 catches and eighth with 1,814 receiving yards. Scott earned First-Team All-Sun Belt honors and was selected in the fourth round by the Baltimore Ravens in the 2018 NFL Draft. He became the first New Mexico State player selected in the NFL Draft since 2013 and the highest Aggie selected since 2011. Davis began his stint at New Mexico State as a graduate assistant in 2017.

In 2016, Davis spent time coaching cornerbacks at Fordham after he spent a year as a graduate assistant at Louisiana Tech working with running backs. He helped the Bulldogs finish with a 9-4 record and a victory in the New Orleans Bowl in 2015.

He began his coaching career at his alma mater, Campbell, as an assistant to the head coach, special teams and offensive quality control coach, and video coordinator from 2013-14.

Davis played defensive back at Campbell from 2008-11 and earned a bachelor's degree in business administration in 2012.

He is a native of Chester, Virginia, and is married to his wife, Kiandra. They have a son, Amir.



Chili Davis, at a Glance



| | | | |
|----------------|---|----------------|---|
| 2024 | Los Angeles Rams Special Teams Assistant | 2017 | New Mexico State Graduate Assistant |
| 2023 | Kansas State Special Teams Quality Control | 2016 | Fordham Graduate Assistant/Cornerbacks |
| 2022 | Florida A&M Special Teams Coordinator | 2015 | Louisiana Tech Graduate Assistant/Running Backs |
| 2021 | Washington Special Teams Analyst | 2013-14 | Campbell Assistant to Head Coach/Special Teams and Offensive Quality Control/Video Coordinator |
| 2018-20 | New Mexico State Slot Receivers/Tight Ends/Asst. Special Teams Coordinator | | |



Quarterbacks Coach

Dave Ragone

College: Louisville

NFL Coaching Year: 13

Rams Coaching Year: 1

Dave Ragone enters his first season with the Los Angeles Rams as the quarterbacks coach.

He joined the Rams after spending three seasons with the Atlanta Falcons as their offensive coordinator from 2021-23. During the 2023 campaign, the Falcons finished ninth in rushing offense with 2,159 rushing yards and 127 rushing yards per game, tied for eighth with 121 rushing first downs, and ranked fourth in tackles avoided on rushes (106). The offense also ranked seventh in yards per reception (11.5).

Under Ragone's guidance, rookie running back Bijan Robinson ranked in the top 20 in rushing yards (976), yards per rush (4.6), and rushing first downs (50). After a productive first season, Robinson was named to PFWA's All-Rookie Team and was one of six finalists for the 2023 Pepsi Zero Sugar NFL Rookie of the Year. He also set the franchise record for yards from scrimmage by a rookie (1,463). Tight End Kyle Pitts ranked in the top 10 among tight ends in the NFL in receiving first downs (35) and yards per reception (12.6).

In 2022, Atlanta's offense led the NFL in fewest penalties, finished third in rushing yards per game, and 10th in third down conversion rate. The Falcons also had the third-highest successful play rate on rushing attempts (45.1%). The rushing offense averaged 74.5 more rushing yards per game in 2022 than the year prior, which was the largest one-season improvement by any team since 2001. The Falcons became the first team to have four players with at least 250 rushing yards through the first eight games of a season in NFL history with running backs Cordarrelle Patterson (340), Tyler Allgeier (324), Caleb Huntley (265) and quarterback Marcus Mariota (280).

During the 2022 campaign, Ragone mentored two quarterbacks, Mariota and rookie Desmond Ridder, who started the final four games and had 73 completions for 708 passing yards which was the most by a player in his first four career starts in franchise history. He became the third rookie to attempt at least 100 passes and not record an interception in his first four starts in NFL history, joining Dak Prescott and Gardner Minshew. Receiver Drake London also made franchise history his rookie season with the most receptions by a rookie (72). The Falcons became the fourth team to have a 1,000-yard rookie rusher and an 800-yard rookie receiver in the same season in NFL history with Allgeier (1,035 rushing yards) and London (866 receiving yards).

In Ragone's first season as offensive coordinator in 2021, Atlanta was the only team to have a wide receiver (Russell Gage), tight end (Pitts), and running back (Patterson) each record at least 50 receptions and 500 receiving yards in the NFL that season. The Falcons running backs and tight ends combined for 2,251 yards receiving, which led the NFL that season and set a single-season franchise record.

With a young offense that season, many rookies produced and set franchise records under the leadership of Ragone. Pitts set the single-season rookie receiving record and the single-season receiving record for a tight end. He earned his first-career Pro

Bowl nod and became the second rookie tight end to eclipse 1,000 receiving yards in NFL history (1,026).

Prior to his time in Atlanta, Ragone spent five seasons with the Chicago Bears from 2016-20. For the first four seasons from 2016-19, he served as the quarterbacks coach and became the pass game coordinator in 2020. That season, Ragone coached Quarterbacks Mitchell Trubisky and Nick Foles, who helped the team achieve a Wild Card bid.

Under Ragone's mentorship in 2019, Trubisky tallied 3,138 passing yards in over 14 games, recording back-to-back 3,000-yard passing seasons which was only accomplished twice before in franchise history. The Bears offense ranked in the top-15 in the NFL in completions (371). In 2018, Ragone guided Trubisky to a Pro Bowl. He became just the sixth quarterback in franchise history to throw for 3,000 yards in a season. His four games with a passer rating of at least 120.0 were the most in single-season in franchise history and his four games with at least 300 passing yards tied for the most in a single-season in the team's history. In 2017, Trubisky set Bears' rookie records with 2,193 passing yards and 196 completions. In the final five games of the regular season, he completed more than 67 percent of his passes, which was the fifth-best in the NFL during that span. The year prior in 2016, Ragone guided the Bears offense to set franchise marks in gross passing yards (4,139), net passing yards (3,969), and passing first downs (211) despite having three quarterback changes during the season.

Before his stint in Chicago, Ragone spent the 2015 campaign with the Washington Commanders as the offensive quality control coach. Working with Sean McVay, he helped Quarterback Kirk Cousins lead the NFL in completion percentage (69.8) and finish fifth in passer rating (101.6).

Ragone made his NFL coaching debut with the Tennessee Titans as the wide receivers coach from 2011-12 and then served as the quarterbacks coach in 2013. As the wide receivers coach, he guided receiver Nate Washington to a career-high 1,023 receiving yards. He became the Titans first 1,000-yard receiver since 2004.

He began his professional coaching career as a quarterbacks coach with the Hartford Colonials of the UFL in 2010.

Before becoming a coach, Ragone played in the NFL for three seasons as a quarterback for the Houston Texans from 2003-05. He also spent time with the Berlin Thunder in 2005 and received NFL Europe Offensive MVP honors after leading the league in passer rating (97.5) and setting a league record with 174 consecutive passes without an interception.

Ragone played collegiately at Louisville, where he was a three-time Conference USA Offensive Player of the Year and led the Cardinals to three consecutive bowl games.

He is a native of Middleburg Heights, Ohio. Ragone and his wife, Marju, have three children Isabella, Anderson, and Cristiano.




Dave Ragone, at a Glance



2024 Los Angeles Rams
 Quarterbacks
2021-23 Atlanta Falcons
 Offensive Coordinator
2020 Chicago Bears
 Pass Game Coordinator
2016-19 Chicago Bears
 Quarterbacks

2015 Washington Commanders
 Offensive Quality Control Coach
2013 Tennessee Titans
 Quarterbacks
2011-12 Tennessee Titans
 Wide Receiver
2010 Hartford Colonials (UFL)
 Quarterbacks





Inside Linebackers Coach

Greg Williams

College: North Carolina

NFL Coaching Year: 16

Rams Coaching Year: 1

Greg Williams enters his first season with the Los Angeles Rams as the inside linebackers coach.

He joined the Rams coaching staff after spending the 2023 season with the Green Bay Packers as their defensive pass game coordinator. During his time in Green Bay, Williams helped the Packers defense finish ninth in opponent pass yards per game (206.8), opponent passing yards allowed (3,515), and opponents percent of passing attempts resulting in sacks (8.6%). The Packers secondary also finished eighth in opponent completions allowed (342) and tied for 10th in opponent passing touchdowns allowed (21).

Before his season in Green Bay, Williams spent four seasons with the Arizona Cardinals as their cornerbacks coach from 2019-22. In his final season with the Cardinals, he guided a cornerback group that finished second in the league in yards allowed per completion (10.10), the best single-season mark for the team since the 1970 AFL-NFL merger. Arizona also allowed only 40 completions of 20 or more yards, which tied for third-best in the NFL.

In 2021, Williams helped the Cardinals defense finish seventh in takeaways (27) and eighth in points allowed (349). The unit also finished seventh in opponent pass yards allowed per game (214.4) and tied for 11th in opponent completions allowed (367). Cornerback Byron Murphy finished the season tied for 12th in the NFL in interceptions (4).

Williams helped the Cardinals defense finish 10th in the NFL in opponent pass yards per game (226.4) and passing yards allowed (3,623). The unit also ranked 14th in opponent passing touchdowns allowed (26). Cornerbacks Patrick Peterson and Dre Kirkpatrick combined for six interceptions (three each) on the season. Murphy also registered 2.0 sacks and two fumble recoveries and was one of only two cornerbacks to register multiple sacks and fumble recoveries that season. He became the first Cardinals cornerback to accomplish that feat in a season. In 2019 under Williams' guidance, Murphy started all 16 games as a rookie and finished third among rookies in passes defended (10).

Prior to his stint in Arizona, Williams spent the 2018 campaign with the Denver Broncos coaching the defensive backs. With William's help, the Broncos defense tied for fifth in the NFL with 17 interceptions and Cornerback Chris Harris Jr. was selected to the Pro Bowl after posting a team-best three interceptions along with a sack. Additionally, Safety Justin Simmons finished second on the team with 97 tackles (71 solo). The Broncos held opponents to 27 points or less in 14 games that season, which tied for the most in the NFL.

From 2016-17, Williams coached defensive backs for the Indianapolis Colts, where he mentored Safety Malik Hooker who finished third among NFL rookies with three interceptions despite playing in just seven games in 2017. That season, Defensive Back Rashaan Melvin recorded 10 pass breakups, which was tied for 22nd-most in the NFL. The Colts defense also finished fifth in opponent completions allowed (324) that season.

In 2016, Williams helped Defensive Back Vontae Davis finish tied for 17th in the league in pass breakups (11). Defensive back Darius Butler also ranked tied for eighth in interceptions (three) that season.

Williams also served as the assistant secondary coach for the Chargers from 2013-15 where he worked with Safety Eric Weddle, who was selected to the Pro Bowl in 2013 and 2014. The Chargers defensive unit finished the 2014 season ranked fourth in the league in opponent passing yards per game (214.2) and ninth in total defense.

Before working with the Chargers' secondary, Williams spent four seasons as their assistant linebackers coach from 2009-12. In 2012, he was part of a staff that helped the Chargers finish ninth in total defense allowing 326.4 yards per game and sixth in rushing defense allowing 96.4 rush yards per game. The defense registered 38.0 sacks on the year, which tied for 11th in the NFL, and 21.0 of the sacks came from linebackers which included Shaun Phillips who had a team-high 9.5 on the year.

In 2011, Williams mentored Linebacker Antwan Barnes, who posted a career-high 11.0 sacks despite starting just five games that season. The year prior in 2010, the Chargers were first in the NFL in total defense allowing 271.6 yards per game and passing defense allowing 177.7 passing yards per game. They were also tied for second in sacks (47.0) and Phillips notched a team-high 11.0 sacks on the way to earning his first Pro Bowl selection. In 2009, Phillips led the NFL with a career-best seven forced fumbles and Linebacker Stephen Cooper added a career-high three forced fumbles.

Williams spent time coaching at the collegiate level before making the leap to the NFL ranks. In 2008, he worked as a graduate assistant at the University of Pittsburgh after serving as the defensive backs coach and recruiting coordinator at Arkansas Tech from 2006-07.

He also served as an assistant coach at College of DuPage from 2004-05 after starting his coaching career as an intern at Arizona State in 2003.

Williams had a successful playing career before he began coaching. He played wide receiver and safety at the University of North Carolina from 1994-97 before entering the NFL as an undrafted free agent with the Chicago Bears in 1998. He spent time in training camp with the Bears and the New York Giants and also played two seasons with the Amsterdam Admirals of NFL Europe from 1999-2000. He earned All-Europe recognition in 1999 after leading the league with six interceptions. Williams also played one season with the San Francisco Demons of the XFL in 2001 and five seasons in the Arena Football League with the Indiana Firebirds from 2001-03 and the Chicago Rush from 2004-05.

Williams is a native of Bolingbrook, Illinois and has two sons, Junior and Dominic.



Greg Williams, at a Glance



2024 Los Angeles Rams
 Inside Linebackers
2023 Green Bay Packers
 Pass Game Coordinator
2019-22 Arizona Cardinals
 Cornerbacks
2018 Denver Broncos
 Defensive Backs
2016-17 Indianapolis Colts
 Defensive Backs
2013-15 San Diego Chargers
 Assistant Secondary

2009-12 San Diego Chargers
 Assistant Linebackers
2008 University of Pittsburgh
 Graduate Assistant
2006-07 Arkansas Tech
 Defensive Backs/Recruiting Coordinator
2004-05 College of DuPage
 Assistant Coach
2003 Arizona State
 Intern





Offensive Assistant

Rob Calabrese

College: Central Florida

NFL Coaching Year: 5

Rams Coaching Year: 1

Rob Calabrese enters his first season with the Los Angeles Rams as an offensive assistant.

He joined the Rams coaching staff after spending three seasons with the New York Jets as the quarterbacks coach from 2021-23.

Despite working through many quarterback changes during the 2023 season, Calabrese helped guide Zach Wilson to 2,482 yards of total offense. Wilson threw for 2,271 yards and eight touchdowns in 12 games played on the season.

In 2022, the Jets saw three different quarterbacks record at least two games of 300 or more passing yards and became the only team in the NFL to do so. Quarterback Mike White became only the fifth player in NFL history to record more than 350 passing yards in at least two of their first five career starts. Calabrese also helped Quarterback Joe Flacco become the first player with two passing touchdowns in the final two minutes of a fourth quarter.

During his first season with the Jets in 2021, he mentored rookie quarterback Zach Wilson who improved steadily throughout the season. In the last seven games, Wilson ranked in the top half of the NFL starters (min. 100 attempts) in total touchdowns and in the top five in fewest turnovers. He ended the season without an interception in 156 passing attempts, the longest rookie streak in franchise history and longest streak by a Jets quarterback since 2000. Under Calabrese's leadership, three other quarterbacks saw action in 2021. White became the first quarterback in NFL history with 300+ passing yards and a 75+ completion percentage in his first career start. Additionally, Calabrese helped the transition of acquiring Flacco midseason and in his only game of action recorded a 100+ passer rating. Quarterback Josh Johnson saw action for the first time in three seasons and threw for 300+ yards, becoming just the fifth quarterback in the last 30 seasons to not start a game and still throw for 300+ yards.

Prior to the Jets, Calabrese spent two seasons with the Denver Broncos as their offensive quality control coach from 2019-20. He worked with multiple different quarterbacks as the Broncos were forced to use five different starters as a result of injuries. He made his NFL coaching debut with the Broncos in 2019 when Joe Flacco started the first eight games completing 65.3% of his passes, the best mark of his career at the time. Calabrese also helped rookie quarterback Drew Lock start the final five games of the season and compile a 4-1 record. The Broncos offense finished second in the NFL in fourth down conversion rate (68.8%) that season.

Before entering the NFL coaching ranks, Calabrese coached at the collegiate level. He spent time at Wagner College from 2016-18 and held various positions. He served as the running backs coach in 2016 and then became the offensive coordinator and quarterbacks coach from 2017-18. Under his leadership, the offense averaged 28 points per game in 2018, which was almost a seven-point per game improvement from the season prior and the school's best average in nine seasons.

Calabrese also spent two seasons as a graduate assistant at his alma mater, Central Florida. He worked with the quarterbacks and wide receivers and was selected as one of 30 coaches for the NCAA-AFCA Future Football Coaches Academy.

He began his coaching career at Oviedo High School in Florida mentoring the quarterbacks for a season in 2013.

Before Calabrese became a coach, he played quarterback and wide receiver at Central Florida, where he registered 1,276 passing yards and 12 touchdowns to go along with 494 rushing yards and two touchdowns. He also attended East Islip High School, where he broke school records for career passing yards and touchdowns.

He is a native of Islip Terrace, New York. Calabrese and his wife, Taylor, have two sons, Kayden and Cooper.



Rob Calabrese, at a Glance



| | |
|----------------|---|
| 2024 | Los Angeles Rams Offensive Assistant |
| 2021-23 | New York Jets Quarterbacks |
| 2019-20 | Denver Broncos Offensive Quality Control |
| 2017-18 | Wagner College Offensive Coordinator/Quarterbacks |

| | |
|----------------|---|
| 2016 | Wagner College Running Backs |
| 2014-15 | Central Florida Graduate Assistant |
| 2013 | Oviedo High School (FL) Wide Receiver |



Game Management Coordinator



John Streicher

College: Ohio State

NFL Coaching Year: 7

Rams Coaching Year: 1

John Streicher enters his first season with the Los Angeles Rams as a game management assistant.

He joins the Rams coaching staff after spending six seasons with the Tennessee Titans and serving in various roles from 2018-23. Last year, he was the team's director of football administration. From 2020-22, Streicher served as the football development coordinator after working as the assistant to the head coach from 2018-19.

Working closely with Titans Head Coach Mike Vrabel, Streicher helped the Titans finish with four winning seasons and earn three postseason appearances. In 2022, Vrabel finished the season ranked third in Titans/Oilers history with 50 career wins, including postseason, for head coaches.

In 2021, Streicher was part of a coaching staff that earned its third consecutive playoff appearance. That season, the Titans won their second consecutive AFC South title and claimed the AFC's top playoff seed with a 12-5 regular season record. The team finished with an 11-5 record the year prior in 2020 and won their first division title since 2008.

Before his stint in Tennessee, Streicher spent two years at Texas State as their director of football operations from 2016-17. There he managed day-to-day operations for the program and oversaw recruiting.

From 2014-15, he spent time on James Madison's football staff. He was the special assistant to the head coach in 2014 before being promoted to the director of football operations and player personnel in 2015.

Prior to James Madison, Streicher spent six seasons on the football staff at his alma mater, Ohio State University. He served four years as the equipment manager and then two seasons as a student assistant with the defensive staff.

He is a native of Cincinnati, Ohio.



John Streicher, at a Glance



| | | | |
|----------------|--|----------------|--|
| 2024 | Los Angeles Rams Game Management Coordinator | 2015 | James Madison Director of Football Operations & Player Personnel |
| 2023 | Tennessee Titans Director of Football Administration | 2014 | James Madison Special Assistant to Head Coach |
| 2020-22 | Tennessee Titans Football Development Coordinator | 2012-13 | Ohio State University Student Assistant |
| 2018-19 | Tennessee Titans Assistant to the Head Coach | 2008-11 | Ohio State University Equipment Manager |
| 2016-17 | Texas State Director of Football Operations | | |



Offensive Assistant/Pass Game Specialist



Nate Scheelhaase

College: Illinois

NFL Coaching Year: 1

Rams Coaching Year: 1

Nate Scheelhaase is entering his first season with the Los Angeles Rams as an offensive assistant and pass game specialist.

He joined the Rams after spending six seasons on the Iowa State football staff serving in various roles (2018-23). Last season, he served as the Cyclone's offensive coordinator and quarterbacks coach. Scheelhaase also spent two years coaching the running backs and wide receivers and took on run game coordinator responsibilities (2021-22). Before splitting duties for the program, he coached the receivers for two seasons (2019-20) and the running backs for one season (2018).

During his tenure at Iowa State, the Cyclones appeared in five bowl games and began the season in the AP Top 25 in four of six seasons with the program. The Cyclones also finished with a winning record in five of six seasons and the program produced three of the most productive offenses in school history since 2019.

Last season, the Cyclones offense improved from 20.2 points per game in 2022 to 26.2 points per game under his leadership as offensive coordinator. They led college football with 11 offensive touchdowns of 50 or more yards and many players were recognized for their outstanding play including redshirt freshman Quarterback Rocco Becht, who was named Big 12 Offensive Freshman of the Year and Second-Team Freshman All-American. Becht completed 231-of-367 passes for 3,120 yards and 23 touchdowns. He broke nearly every ISU freshman passing record and his touchdown mark was the most in a single season for a Cyclone quarterback since Brock Purdy (27) in 2019. Receiver Jaylin Noel also excelled under Scheelhaase's guidance, notching 66 catches for 820 yards and seven touchdowns, the most by an ISU player since 2020. Receiver Jayden Higgins, who finished the season with 53 catches for 983 yards and six touchdowns. The Cyclones finished the 2023 campaign leading the Big 12 in red zone efficiency (93.9%) and ranked seventh nationally. They recorded a 6-3 record in conference play and competed in the AutoZone Liberty Bowl.

As the receivers coach in 2022, he guided Xavier Hutchinson to a record-breaking season and helped him earn AP First-Team All-American honors. Hutchinson was also named First-Team All-Big 12 for the third consecutive season and was named a Biletnikoff Award finalist. He led the Big 12 and broke his own single-season record with 107 catches, becoming the first Cyclone in school history to record 100 catches in a single season and the first player in Big 12 history to lead the conference in receptions three consecutive seasons. Hutchinson finished his collegiate career with the eighth-most catches in Big 12 history and the third-most receiving yards in ISU program history. He recorded a reception in every game he appeared in, which was the second-longest streak in school history, and tied for the seventh-longest active streak in college football. That season, Scheelhaase was named a finalist for *FootballScoop's* Wide Receiver Coach of the Year.

During the 2021 season, the Cyclones recorded the fourth-best scoring average (31.3) and fifth-best total offense (424.5

yards per game) in program history. Scheelhaase helped ISU's offense rank second nationally in red zone offense, converting on 47-of-49 trips (95.9%) and guided the Cyclones to their fifth-consecutive bowl game appearance. That season, two-time consensus All-American Running Back Breece Hall led the conference and ranked sixth nationally in rushing yards (122.7 yards per game) and was second nationally in touchdowns (23). Scheelhaase also participated in a Minority Coaching Fellowship with the Kansas City Chiefs and worked specifically with the quarterbacks in 2021.

In 2020, ISU finished the season with the second-best scoring offense (31.9 points per game) and the third-best total offense (436.3 yards per game) in program history. The Cyclones finished first in the Big 12 standings, competed in the Big 12 Championship, and qualified for a New Year's Six Bowl for the first time in program history. Scheelhaase helped the team record the highest rankings in school history during the season (sixth) and in the postseason (ninth).

Scheelhaase was listed in *247Sports'* "30Under30" as one of the top rising coaches in 2019. In his first season as the receivers coach, he mentored All-Big 12 Receiver Deshaunte Jones, who finished the season with 76 catches which was the second-highest mark in school history, to go along with 877 yards which was eighth-best in program history.

In 2018 as the running backs coach, he mentored David Montgomery, who earned All-America honors in back-to-back seasons and finished third in the conference in rushing (101.3 yards per game) and became just the eighth player in program history to record multiple 1,000-yard rushing seasons. Montgomery also finished second in the Big 12 in rushing touchdowns (13).

Prior to his time at Iowa State, Scheelhaase was on staff at the University of Illinois (2015-17). He spent his first season as the running backs coach (2015) before becoming an offensive analyst (2016-17).

Scheelhaase played quarterback for the Fighting Illini (2009-13) and finished his career as the program's all-time leader in total offense with 10,634 yards, which ranks seventh in Big Ten history. In 2013 as a senior, he had one of the best offensive seasons in program history leading the conference in passing yards (272.7 yards per game) and completion percentage (66.7). He also broke the school record for passing efficiency (140.7) to earn All-Big Ten honors. He was the only quarterback in Illini history to win back-to-back bowl games and is one of just two players in Big Ten history to total over 8,000 passing yards and 2,000 rushing yards in his collegiate career.

He earned the prestigious Big Ten Medal of Honor in 2014, was a four-time Academic All-Big Ten honoree, and earned two degrees, a bachelor's degree in communication and a master's in sports management.

Scheelhaase and his wife, Morgan, have a son, Cru, and a daughter, Rocky.



Nate Scheelhaase, at a Glance



2024 **Los Angeles Rams**
 Offensive Assistant/Pass Game Specialist
2023 **Iowa State**
 Offensive Coordinator/Quarterbacks
2021-22 **Iowa State**
 Run Game Coordinator/Running Backs/Receivers

2019-20 **Iowa State**
 Receivers
2018 **Iowa State**
 Running Backs
2016-17 **Illinois**
 Offensive Analyst
2015 **Illinois**
 Running Backs/Director of Football Operations





Senior Assistant

Sean Desai

College: Boston College

NFL Coaching Year: 12

Rams Coaching Year: 1

Sean Desai enters his first season with the Los Angeles Rams as a senior assistant.

He joins the team after spending last season with the Philadelphia Eagles as their defensive coordinator. Under Desai's leadership, the Eagles defense finished 10th in opponent rushing yards allowed (1,758) and rushing touchdowns allowed (13). The unit was tied for fifth in the NFL with 264 pressures and eighth with 230 hurries.

Desai also guided Outside Linebacker Haason Reddick to an 11.0-sack season, which tied for 15th in the league. His 67 pressures ranked tied for 18th and his 41 hurries ranked 25th. Defensive Lineman Josh Sweat finished the season with 45 hurries, which was tied for the 18th-most during the 2023 campaign to go along with 68 pressures which was the 17th-highest total. Reddick and Sweat finished in the top-10 in quarterback hits, with Reddick's 24 ranking tied for 13th and Sweat's 23 ranking tied for 16th. Reddick was voted to his second Pro Bowl. Additionally under Desai's leadership in 2023, rookie Defensive Lineman Jalen Carter was a finalist for the *Associated Press* Defensive Rookie of the Year Award after finishing in the top five among rookies in sacks, pressures, hurries, and tackles for loss.

Prior to his time in Philadelphia, Desai spent a season with the Seattle Seahawks serving as the associate head coach and defensive assistant in 2022. He helped the Seahawks earn a playoff berth and the defensive unit finished fourth in the NFL in forced fumbles (15), seventh in sacks (45.0), eighth in takeaways (25), 13th in opponent passing yards per game (211.5), fifth in opponent fourth down conversion percentage (39.3%), and tied for fifth in fumble recoveries (10). Desai also helped rookie Cornerback Tariq Woolen and Safety Quandre Diggs earn Pro Bowl honors. Additionally in 2022, Seahawks Outside Linebacker Uchenna Nwosu finished in the top-20 in sacks with a career-best 9.5, 16th in pressures (61), 12th in quarterback hits (26), and tied for 24th in hurries (35).

Before his stint in Seattle, Desai spent nine seasons with the Chicago Bears serving in various roles (2013-21). He was the team's defensive coordinator in 2021 when the Bears defense finished sixth in the NFL in opponent yards per game (316.7), third in opponent passing yards per game (191.6), seventh in opponent first downs per game (18.9), 11th in opponent third down conversion percentage (38.4%), 13th in opponent red zone efficiency (55.6%), and second in opponent completions (314). That season, Desai also became the first person of Indian descent to hold a coordinator position in the NFL.

With Desai's guidance, Outside Linebacker Robert Quinn broke Chicago's single-season sack record with 18.5. He was named Second-Team AP All-Pro and earned his third Pro Bowl nod that season. Quinn registered at least a half sack in 14 of 16 games played, including 12.0 in the last eight games.

From 2019-20, Desai coached safeties with the Bears. In 2020, Safeties Eddie Jackson and Tashaun Gipson Sr. helped the defense hold opposing passing attacks to 231.0 yards per game

and haul in three game-winning interceptions on opponent's final drives.

In 2019, Desai guided Jackson to his second-consecutive Pro Bowl while Safety Ha Ha Clinton-Dix shined in his first season with the team recording 78 tackles and two interceptions. Both players played key roles in limiting opposing offenses to 222.1 passing yards per game, which ranked ninth in the NFL that season.

As a quality control coach from 2013-18, Desai worked with the Bears defensive backs and linebackers while also assisting the special teams coaches.

He joined the NFL coaching ranks after spending the 2012 season as the running backs coach and special teams coordinator at Boston College. That season, the Eagles led the NCAA in punt return average with 21.7 yards per return. Desai also mentored Running Back Andre Williams, who went on to win the Doak Walker Award as the nation's top running back a year later.

Before his time at Boston College, Desai was the assistant director of football operations at the University of Miami in 2011 after spending five seasons at Temple as a defensive and special teams coach from 2006-10. In 2010, he served as the special teams coordinator and outside linebackers coach. He was one of the youngest coordinators in the country that season at the age of 27. In 2010, Temple's special teams unit ranked second in the nation in kickoff coverage, allowing just 17.4 yards per return. The defense also ranked 16th in the nation in total defense (317.7 yards per game). Temple's defense also finished 15th in opponents passing yards per game (178.2) and their nine passing touchdowns allowed were tied for the second-fewest in the FBS.

From 2007-10, Desai was a graduate assistant for the Owls and helped with special teams, defense, and academics. During his time as a graduate assistant, Temple's special teams had the nation's top kickoff return unit in 2008, averaging 26.6 yards per return while tying for second in the nation with two kickoff return touchdowns. In 2009, the Owls recorded their longest winning streak in program history (nine), en route to the Mid-American Conference East Division Co-Championship and their first bowl game in 30 years.

Desai earned his doctorate in educational administration, with an emphasis in higher education, at Temple in May of 2008. He served as an adjunct professor at the school in 2009 and 2010 and taught education administration in the master's and doctoral programs.

Desai and his wife have two sons and a daughter.



Sean Desai, at a Glance



| | | | |
|----------------|---|----------------|--|
| 2024 | Los Angeles Rams Senior Assistant | 2013-18 | Chicago Bears Defensive Quality Control |
| 2023 | Philadelphia Eagles Defensive Coordinator | 2012 | Boston College Running Backs/Special Teams Coordinator |
| 2022 | Seattle Seahawks Associate Head Coach/Defensive Assistant | 2011 | University of Miami (FL) Assistant Director of Football Operations |
| 2021 | Chicago Bears Defensive Coordinator | 2007-10 | Temple University Special Teams Coordinator/Outside Linebackers/ Graduate Asst. |
| 2019-20 | Chicago Bears Safeties | | |





Senior Assistant



Jerry Schuplinski

College: John Carroll

NFL Coaching Year: 12

Rams Coaching Year: 1

Jerry Schuplinski enters his first season with the Los Angeles Rams as a senior assistant.

He joins the team after spending the last two seasons with the Las Vegas Raiders. Schuplinski coached tight ends last season and played a role in the development of rookie Tight End Michael Mayer. Among rookie tight ends, Mayer finished fifth in receptions (27), receiving yards (304), yards after the catch (164), and was third in receiving first downs (19).

In his first season with the Raiders during the 2022 campaign, Schuplinski served as a senior offensive assistant and helped the offense finish in the top-12 in total offense (352.5 yards per game), passing offense (231.4 yards per game), and scoring offense (23.2 points per game). Three offensive players for the Raiders also earned Pro Bowl nods including Quarterback Derek Carr, Running Back Josh Jacobs, and Receiver Davante Adams.

Before his time in Las Vegas, he spent two seasons with the New York Giants serving as the quarterbacks coach. In 2021, Schuplinski led a group that saw three different signal callers make starts as a result of injuries. In his second season under Schuplinski's guidance, Quarterback Daniel Jones established a career-high in completion percentage (64.3%) after completing 232-of-361 attempts during the regular season. Jones also threw for 2,428 yards and 10 touchdowns despite making just 11 starts on the year.

In 2020 during his first year with the Giants, Schuplinski helped the Giants quarterbacks complete 62.1% of their passes, which was the seventh-highest single-season mark in franchise history. That season, Jones had a stretch of 177 passing attempts without an interception and had 65 rushing attempts for 423 yards, marking the second-highest total and the record for a Giants quarterback in the Super Bowl era. Jones' 6.5-yard rushing average was the NFL's highest among the 91 players with at least 50 rushing attempts in 2020.

Schuplinski was the quarterbacks coach for the Miami Dolphins in 2019 and helped the offense finish 12th in passing yards per game (237.8). He helped veteran Quarterback Ryan Fitzpatrick throw for 20 touchdowns, his highest total since 2015.

Before joining the Dolphins staff, Schuplinski spent six seasons with the New England Patriots from 2013-18. He served as a coaching assistant before a three-year stint as the team's assistant quarterbacks coach from 2016-18 working closely with Quarterback Tom Brady. New England won three Super Bowls (XLIX, LI, and LII), four AFC titles, and advanced to the conference championship game in every season Schuplinski was on staff under Bill Belichick.

In his final year on the Patriots staff in 2018, New England finished eighth in passing, averaging 266.1 net passing yards per game. Brady was seventh in the NFL with 4,355 passing yards and 10th with 29 passing touchdowns, earning his 14th Pro Bowl selection. The previous season, Schuplinski helped Brady win his third Most Valuable Player Award. Brady was the

NFL's leading passer, throwing for 4.57 yards. His 32 passing touchdowns and 102.8 passer rating were both third in the league. The Patriots also led the NFL in total offense, averaging 394.2 yards per game, and finished second in scoring, with an average of 28.6 points per game.

In his first season as assistant quarterbacks coach in 2016, the Patriots won Super Bowl LI and Brady was named Super Bowl MVP after passing for 466 yards and two touchdowns in a dramatic come-from-behind victory over the Atlanta Falcons. That season, Patriots quarterbacks set an NFL record with 258 passing attempts without an interception to start the year. Brady missed the first four games of the season and Schuplinski mentored Quarterbacks Jimmy Garoppolo and Jacoby Brissett, who guided the team to a 3-1 start in Brady's absence.

As a coaching assistant from 2013-15, the Patriots won Super Bowl XLIX and registered a 36-12 regular season record.

Before his time in New England, Schuplinski spent six seasons as the linebackers and special teams coach at Case Western Reserve in Cleveland from 2007-12. During his tenure, he mentored 22 University Athletic Association (NCAA Division III) all-conference selections.

Schuplinski also was the head coach and athletics director at Trinity High School in his hometown of Garfield Heights, Ohio, from 2002-06.

He began his coaching career as a running backs and special teams coach at his alma mater, John Carroll, from 2000-01. He played football collegiately at John Carroll and was teammates with NFL personnel such as former NFL General Manager Dave Ziegler, former NFL Head Coach Josh McDaniels, former NFL Linebacker London Fletcher, and Houston Texans General Manager Nick Caserio.

Schuplinski graduated with a bachelor's degree in business administration/marketing and a master's degree in business administration.

He and his wife, Megan, have four daughters, Macy, Bryn, Jaxi and Josy.



Jerry Schuplinski, at a Glance



| | | | |
|---------|--|---------|--|
| 2024 | Los Angeles Rams Senior Assistant | 2016-18 | New England Patriots Assistant Quarterbacks |
| 2023 | Las Vegas Raiders Tight Ends | 2013-15 | New England Patriots Coaching Assistant |
| 2022 | Las Vegas Raiders Senior Offensive Assistant | 2007-12 | Case Western Reserve Linebackers and Special Teams |
| 2020-21 | New York Giants Quarterbacks | 2002-06 | Trinity High School (OH) Head Coach and Athletics Director |
| 2019 | Miami Dolphins Quarterbacks | 2000-01 | John Carroll University Running Backs and Special Teams |



Los Angeles Rams

Player Personnel Bios





Senior Personnel Executive

Taylor Morton

College: Southern Miss

NFL Year: 25

Rams Year: 13

Taylor Morton embarks on his 25th NFL season in 2024 and his 13th with the Rams.

Morton is in the eighth season as Senior Player Personnel Executive after transitioning into the role in 2017 after serving as Director of Player Personnel the previous four seasons. He originally joined the Rams in St. Louis as Director of College Scouting in 2012. Morton is involved in the Rams collegiate scouting efforts and evaluates the top talent in the country. His efforts and experience have contributed to the Rams becoming a playoff team the last five out of seven seasons, NFC Champions in 2018 and Super Bowl Champions in 2021.

Morton came to the Rams from the Atlanta Falcons where he served 12 years in the player personnel department. He was responsible for scouting the Southeast for seven seasons and the Southwest, West, and Midwest respectively for the club.

Prior to becoming a college scout, Morton served in the pro personnel department as an advance scout working with the Falcons' coaches and scouting their opponents, as well as evaluating future free agent prospects for the team.

Taylor joined the Falcons after coaching eight years in the college ranks. His stints included Auburn University, Hinds CC and Pearl River CC. He began his coaching career at the University of Southern Mississippi, as a student intern earning both a Bachelor's and Master's degree in Sports Management/Coaching and Sports Administration. Taylor is a native of the Destin, Florida area where he attended Niceville High School and was a member of the 1988 4A State Championship football team.

He and his wife, Carissa, have two sons, Thomas and Joshua (wife, Ally). Thomas is currently on the football coaching staff as an offensive analyst at Auburn University.

The Morton family resides in Bluewater Bay, Florida. Taylor and Carissa are active in their community with FCA, Crosspoint Church and local youth sports through the All Sports Association.



Taylor Morton, at a Glance



2017-24

Los Angeles Rams
Senior Personnel Executive
St. Louis Rams/Los Angeles Rams
Director of Player Personnel

2013-16

2012-

St. Louis Rams
Director of College Scouting

2000-11

Atlanta Falcons
Area Scout/Advance Scout



Senior Personnel Executive

Ray Farmer

College: Duke

NFL Year: 22

Rams Year: 5



Ray Farmer enters his fifth season as senior personnel executive with the Rams after spending the 2020 season as a scouting consultant.

Prior to joining the Rams, Farmer spent three seasons with the Browns, the final two as general manager.

During his time as the Browns' GM, Farmer was responsible for selecting Guard Joel Bitonio, who earned All-Pro and Pro Bowl honors three consecutive seasons, along with longtime pros such as Linebacker Christian Kirksey, Defensive Back Pierre Desir, Defensive Lineman Danny Shelton, Offensive Lineman Cameron Irving, and Running Back Duke Johnson.

Before joining the Browns, Farmer was with the Chiefs for seven seasons as the director of pro personnel after spending four years with the Falcons as a scout and assistant director of pro personnel.

Farmer graduated from Duke University in 1996 and was selected in the fourth round of the 1996 Draft by the Philadelphia Eagles. He played three seasons at linebacker for the Eagles before a knee injury ended his career. As a player, he appeared in 32 games (16 starts) and registered 63 tackles (50 solo), 2.0 sacks, four fumble recoveries and one forced fumble.

He returned to Duke in 2001 to serve as as an academic coordinator.



Ray Farmer, at a Glance



| | | | |
|---------|---|---------|---|
| 2021-24 | Los Angeles Rams Senior Personnel Executive | 2006-12 | Kansas City Chiefs Director of Pro Personnel |
| 2020 | Los Angeles Rams Scouting Consultant | 2002-05 | Atlanta Falcons Scout/Assistant Director of Pro Personnel |
| 2014-15 | Cleveland Browns General Manager | 2001 | Duke University Academic Coordinator |
| 2013- | Cleveland Browns Assistant General Manager | | |



Senior Personnel Executive

Brian Xanders

College: Florida State

NFL Year: 31

Rams Year: 8

Brian Xanders is in his eighth season with the Los Angeles Rams. Xanders works with all areas of the club's player personnel department, including college scouting, pro personnel, coaching research, and game management/strategy.

The 2024 season marks Xanders' 31st year in the NFL working in a variety of player personnel, scouting, football operations and coaching staff roles during his time at four different teams (Los Angeles, Detroit, Denver and Atlanta). He has direct experience in player evaluations with the last 29 NFL Draft classes and 23 free agency periods.

Xanders joined the Rams organization in 2017, following a four-year stint with the Detroit Lions. Prior to his Lions' tenure, he served four seasons with the Denver Broncos as the team's general manager.


During his tenure as the Broncos' general manager, he engineered the personnel transformation, where 85 percent of the team's roster was turned over through the draft, free agency or re-signed by the club. The Broncos executed high-producing NFL Draft classes from 2009-12, with twenty-seven players earning careers of 4+ years, and there were 22 primary starters (1+ year) on NFL teams. The group included six Pro Bowl players with 20 total appearances: LB Von Miller, WR Demaryius Thomas, CB Chris Harris, DT Malik Jackson, TE Julius Thomas and OG Zane Beadles. Other long-term core starters included WR Eric Decker, DT Derek Wolfe, LB Danny Trevathan, T Orlando Franklin, T Mike Remmers and DE Robert Ayers. There were also eight other Pro Bowl players who were acquired, signed or extended during his tenure: QB Peyton Manning, SS Brian Dawkins, WR Brandon Lloyd, RB Willis McGahee, CB Champ Bailey, DE Elvis Dumervil, WR Brandon Marshall, and OT Ryan Clady.

Xanders also supervised the day-to-day operations of the Broncos' college scouting, pro scouting, labor operations/salary cap, equipment, medical, video, football systems and football operations departments. He served on the NFL College Advisory, NFL Combine Selection and the NFL Statistics Committees. Xanders was originally hired by Denver as assistant general manager in 2008.

Before joining the Broncos, Xanders worked 14 seasons (1994-2008) with the Atlanta Falcons in various scouting, player personnel, football operations, coaching staff (defense/offense/ST) and technology/systems roles. He was a member of the Falcons' defensive coaching staff on their 1998 team that became the first in franchise history to earn a Super Bowl appearance (XXXIII). Xanders was selected by the Falcons to attend Stanford University's NFL Program for Managers in 2005 and has given presentations at several universities on NFL player personnel issues.

A former linebacker who played for Bobby Bowden at Florida State University from 1989-92, Xanders was a member of four bowl-winning teams with the Seminoles that had a 42-7 combined record. He was an All-Atlantic Coast Conference academic team selection and graduated from FSU with a master's degree in business administration and a bachelor's degree in business management.

Xanders, Amy, Reid and Mary Claire and reside in Ponte Vedra Beach, Florida.



Brian Xanders, at a Glance



| | | | |
|---------|---|-----------|---|
| 2017-24 | Los Angeles Rams Senior Personnel Executive | 2008 | Denver Broncos Assistant General Manager |
| 2013-16 | Detroit Lions Senior Player Personnel Executive | 1994-2007 | Atlanta Falcons Player Personnel/Coaching/Football Operations |
| 2009-12 | Denver Broncos General Manager | | |



Senior Personnel Executive



Chris Driggers

College: Alabama

NFL Year: 30

Rams Year: 3

Chris Driggers enters his third season with the Rams as personnel executive and his 30th season in the NFL.

He spent the previous 27 years with the Jaguars in various roles, most recently as director of pro personnel. He served six seasons as the director of pro personnel after spending the previous six seasons as a pro scout. Prior to his time as a pro scout, Driggers spent nine seasons scouting the Southwest region of the country.

He began his career with the Jaguars in the football operations department before moving to the role of salary cap administrator, assisting in player contract proposals, salary cap administration

and negotiating player contracts. He became a scouting assistant in 1998 and joined the Jaguars in 1994.

During his time in Jacksonville, the Jaguars won three division titles (1998-1999, 2017), made seven playoff appearances, and reached the AFC Championship three times (1996, 1999, 2017).

A native of Jacksonville, Driggers graduated from the University of Alabama with a degree in finance. He and his wife, Alyson, have three sons - Thomas, Travis and Tyler.



Director, Scouting Strategy



James Gladstone

College: Westminster College

NFL Year: 9

Rams Year: 9

James Gladstone is in his ninth season with the Los Angeles Rams and his fifth as Director of Scouting Strategy. Gladstone spent the 2021 season as the team's Director of Scouting.

In his role, he works directly with General Manager Les Snead in strategic planning and execution of day-to-day scouting processes. Additionally, he is responsible for scouting current and prospective players and providing frequent analysis on special projects.

Before joining the Rams, Gladstone worked in education administration as the Student Activities Director and football coach at Clayton High School in St. Louis, Missouri. He also served as the Media and Literacy Coordinator and football coach at St. John Vianney High School in St. Louis, Missouri.

Gladstone graduated from Westminster College in 2013 with a Bachelor's Degree in Education. While attending Westminster, he was a two-time captain of the football team, was awarded Athlete of the Year honors, and was named to the BSN All-American team as a wide receiver. Gladstone also holds a Master's Degree in Education Administration.

Gladstone and his wife, Julie, are natives of St. Louis, Missouri.



Director, Pro Scouting



John McKay

College: Southern California

NFL Year: 10

Rams Year: 9

John McKay is entering his ninth year with the Los Angeles Rams and fourth as director of pro personnel after spending time previously as the assistant director of pro scouting.

McKay helps manage the process for all player arrivals and departures. He also evaluates all 32 rosters prior to free agency, writes advance scouting reports for upcoming opponents and evaluates college players prior to the draft.

McKay joined the Rams as a scouting assistant in 2016. During that season, he evaluated players and submitted reports. McKay also tracked player news during the year and entered the information into the scouting database among numerous other specifically assigned tasks.

Prior to joining the Rams, he worked in labor operations/player personnel at the NFL Headquarters in New York, working closely with the league's salary cap and roster management team. McKay also has experience working as a researcher at *NFL Network* in Los Angeles, Calif.

He graduated from the University of Southern California with a bachelor's degree in political science with a minor in sports media. During his time there, he served as a student recruiting assistant for the school's football program in 2012.

A native of Atlanta, Ga., he attended Holy Innocents' Episcopal School, and currently resides in Los Angeles.



Senior Personnel Executive



Ted Monago

College: Arizona State

NFL Year: 24

Rams Year: 12

Ted Monago enters his 24th NFL season and 12th with the Rams. The 2024 season marks Monago's second season as a senior personnel executive after spending the previous seasons as the assistant director of college scouting.

Previously, Monago has served as a national scout for the club and was responsible for scouting players within a designated region as specified by the general manager.

Prior to joining the Rams, Monago spent 12 seasons in various scouting roles with the Chicago Bears. He spent the 2012 season as an executive scout, primarily focusing on SEC schools along with covering Alabama, Arkansas, Louisiana, and Mississippi. From 2003-2011, he was an area scout responsible for covering the Great Plains region. He entered the NFL as a BLESTO scout in 2001.

In the collegiate ranks, Monago coached at the College of William & Mary and served as the tight ends coach in 1998 before switching to linebackers for the 1999 and 2000 seasons.

Monago earned a master's in educational and public administration at the University of Idaho in 1998. While in his master's program, he served as a graduate assistant football coach and worked with the offense in 1996 and the defense in 1997.

For his undergraduate studies, he attended Arizona State University and graduated with a sociology degree in 1993. After graduation, he worked as a graduate assistant and held the role of defensive quality control/special teams coach from 1994-1995.

Monago began his coaching career at Scottsdale Community College after being a walk-on defensive back at Arizona State from 1990-1992. In 1993, he served as the linebackers/special teams coach at Scottsdale Community College in Scottsdale, AZ.



Area Scout, Southeast (Western)



Billy Johnson

College: Georgia

NFL Year: 11

Rams Year: 11

Billy Johnson is in his 11th season with the Rams and ninth as an area scout. He is primarily responsible for the Southeast region, as well as Alabama, Mississippi, Louisiana, Tennessee and Kentucky.

Johnson joined the Rams as an intern in the personnel department before being promoted to senior scouting assistant in 2015.

Prior to joining the Rams, Johnson began his collegiate playing career at the University of Georgia where served as a long snapper. After completing his undergraduate degree, Johnson transferred to Tulane University to begin working on his master's.

Johnson played for the Green Wave football team during his one season in New Orleans, earning First-Team All-Conference honors.

A native of Buford, Ga., Johnson is the son of long-time NFL assistant Bill Johnson, who spent time as the Rams defensive line coach after an eight-season stint in the same capacity with the New Orleans Saints.

Johnson and his wife, Chelsea, got married in June 2019 and reside in Nashville, Tenn.



Area Scout, Southeast (Eastern)



Michael Pierce

College: South Alabama

NFL Year: 10

Rams Year: 10

Michael Pierce is in his tenth season with the Rams and eighth as an area scout. In his role, he is primarily responsible for the eastern region of the southeast, covering states such as Florida, Georgia, South Carolina and North Carolina.

In his first two seasons with the Rams, he was responsible for several positional cross checks, organizing free agent workouts and assisting with draft meetings.

Prior to joining the Rams, Pierce served as a personnel assistant for the Reese's Senior Bowl in Mobile, Ala., where he evaluated the top NFL Draft Eligible prospects and assisted in game week operations and the organization of various community outreach initiatives.

Pierce spent six years at Bayside Academy in Daphne, Ala., where he coached football, baseball and taught pre-algebra. On the football field, he coached defensive backs, wide receivers and special teams. At Bayside, Pierce helped guide the Admirals to their first winning season, going undefeated in the regular season, and earning a playoff berth along with playoff victory.

A native of Daphne, Ala., Pierce earned a degree in business administration from the University of South Alabama.

Pierce and his wife, Trenelle, got married in December 2022 and reside in Atlanta, Ga."



Area Scout, West



Vito Gonella

College: Arizona State

NFL Year: 12

Rams Year: 10

Vito Gonella is entering his eighth season as an area scout for the Rams in 2024, after spending two seasons as a scouting assistant/analyst. In his current role, Gonella is responsible for evaluating players in the West Coast region of the U.S.

As a scouting assistant/analyst, Gonella evaluated players, prepared reports, and was responsible for tracking player news during the year and entering the information into the scouting database.

Gonella joined the Rams after spending two seasons at UCLA, where he served as a recruiting assistant. During his time with the Bruins, Gonella helped facilitate recruiting visits and produced highlight and point of attack tapes on prospects.

From 2012-13, Gonella was an operations assistant with the Miami Dolphins, where he helped plan and organize logistics for training camp, the team's travel, and other duties.

Gonella earned a degree in disciplinary studies from Arizona State University. While he was an undergraduate in Tempe, he served as a recruiting assistant in the football office. Upon his graduation, Gonella became a full-time employee with Sun Devils program.

A native of Petaluma, Calif., Gonella attended St. Vincent DePaul High School.



Area Scout, Midwest



Brian Hill

College: Baldwin-Wallace

NFL Year: 16

Rams Year: 12

Brian Hill is entering his 12th season with the Rams and 10th as an area scout. He is responsible for scouting the Midwest region of the U.S. after spending two years as the west coast area scout.

Hill joined the Rams as a scouting assistant in 2013 and held that role through the 2015 Draft.

He originally entered the league in 2009 as an intern with the Cleveland Browns video department and went on to serve in several capacities for the Browns before joining the Kansas City Chiefs as a player development intern.

Hill also spent the 2012 season as an intern in the Tennessee Titans personnel department.

At the collegiate level, Brian coached football at Baldwin-Wallace College as a student and graduated in 2011 with a degree in sports management.

Hill is a native of Ashland, Ohio and graduated from Ashland High School. He resides in Avon Lake, Ohio with his wife, Chelsea.



Area Scout, Northeast, North Midwest



Chance Trickett

College: Florida State

NFL Year: 9

Rams Year: 9

Chance Trickett is going into his ninth season with the Los Angeles Rams, joining the team's scouting department in 2016. He served a scouting assistant for two seasons before moving to the Mountain Auxiliary region in 2018 and overseeing the Northeast region including North Dakota, South Dakota, and Minnesota in 2020.

Before becoming an NFL scout, Trickett served as the Director of Recruiting at Louisiana Tech University for two years (2015-2016). During his time at Louisiana Tech, Trickett oversaw all administrative duties related to football recruiting and the day-to-day administration of the football office as assigned by the head coach.

Trickett's efforts in recruiting and administration set the foundation for an undefeated bowl season in 2019, and two players being selected in the NFL draft.

From 2014-2015, Trickett served as a recruiting assistant at Florida State University and worked to produce the No. 2 ranked class in 2015.

Trickett earned his bachelor's degree from Florida State and is a graduate of the Reece's Senior Bowl Scout School. He and his wife, Ashley, and their two sons, Tristan and Matthew, currently reside in Jacksonville, FL.



Area Scout, Southwest



Cedric Jones

College: Oklahoma

NFL Year: 10

Rams Year: 8

Cedric Jones enters his eighth season with the Los Angeles Rams and fifth as an area scout.

Jones joined the Rams following three and a half years consulting for the organization in a scouting capacity. Prior to the Rams, Jones spent seven seasons as the defensive line coach at Southern Nazarene University, where he also contributed to special teams focusing on the field goal unit and punt protection. In his time at SNU, the Crimson Storm became Conference Champions and finished in the Top four for all major defensive categories, including second in total defense, first in tackles for loss, and third in sacks.

Jones began his coaching career in 2005, serving as the defensive line/strength and conditioning coach at Montclair College Preparatory School (2005-08) in Van Nuys, Calif. which paved his way to join the NFL coaching ranks as an intern defensive line coach with the Carolina Panthers (2006-08) and Denver Broncos (2012).

A native of Houston, Texas, Jones hails from the University of Oklahoma where the All-American defensive end remains the school's all-time leader in total sacks (31.5), single-season total sacks (14.0) and most sacks in a single game (5.0). The two-time All-Conference player (1994-95) would go on to become the fifth overall selection in the 1996 NFL Draft by the New York Giants, where he would spend five seasons (1996-2000), including an appearance in Super Bowl XXXV. Following the 2001 season, Jones entered his final season as a player in the NFL after signing with the St. Louis Rams, which led to his second Super Bowl appearance (XXXVI) in 2002.

Jones currently resides in the Norman, Okla. area.



Director, Draft Management



JW Jordan

College: Notre Dame

NFL Year: 23

Rams Year: 13

JW Jordan is in his 13th year with the Rams and sixth as the director of draft management after serving as a scouting consultant.

Jordan originally joined the Rams in St. Louis as player personnel coordinator in 2012 and served two years as director of player evaluations, research and analysis.

From 2002–2011, Jordan worked in the player personnel department of the Indianapolis Colts, where he was a member of the 2006 Super Bowl and 2009 AFC Championship teams. During this time, he gained experience in all aspects of player personnel

including college scouting, pro scouting, the salary cap and day-to-day operations.

A native of Brooklyn, N.Y., Jordan attended the University of Notre Dame from 1997-2001 and earned a Bachelor of Science in Finance. Jordan played football for the Fighting Irish and earned two letters as an offensive center and guard.

He met his wife Megan during his tenure with the Colts while she served as a cheerleader for the club from 2005-07. They reside in Weston, FL, with their son, John, and daughter, Ruby.



Scouting Strategist



Nicole Blake

College: Duke

NFL Year: 6

Rams Year: 4

Nicole Blake enters her fourth season with the Rams and third as a scouting strategy analyst after spending 2021 as a scouting strategy consultant.

Prior to joining the Rams in 2021, Blake was part of the NFL's rotational program for two seasons in New York. She focused on broadcasting, digital content strategy, consumer products (gaming & retail), and business strategy & operations.

Blake graduated from Duke University with a degree in visual and media studies and received her MBA at Stanford in 2022.



Senior Personnel Executive



Marty Barrett

College: University of Buffalo

NFL Year: 30

Rams Year: 8

Marty Barrett enters his eighth season with the Los Angeles Rams. He spent the previous two seasons as a senior personnel executive after spending time as a national scout.

Barrett, a 30-year NFL veteran, joined the Rams organization after spending time with the New Orleans Saints, the Chicago Bears, and most recently the Philadelphia Eagles.

Barrett was with the Eagles from 2015-16 as a senior scout. Prior to his arrival in Philadelphia, Barrett enjoyed an 18-year scouting stint with Chicago, where he served as the director of college scouting for four years after initially joining the club as an area scout in 1997.

During his tenure with the Bears, Barrett was part of a franchise that captured four division titles (2001, 2005, 2006, 2010) and a conference championship (2006), while appearing in two conference championship games (2006, 2010) and in Super Bowl XLI. As a member of Chicago's personnel department, Barrett was involved in scouting a number of prospects who went on to earn Pro Bowl accolades for the Bears, including C Olin Kreutz, LB Lance Briggs, WR Alshon Jeffery and G Kyle Long. He also played a contributing role in acquiring 2014 PFWA all-rookie members CB Kyle Fuller and P Pat O'Donnell.

Barrett entered the NFL in 1995 as an area scout for the New Orleans Saints, a position he held for two seasons.

Prior to his scouting career, Barrett spent 11 years in college football working as an assistant to the Athletics Director/Football Operations at Rutgers University from 1991-95 after spending one season as a graduate assistant for the Scarlet Knights.

After starting his coaching career in 1984 at Indiana University of Pennsylvania, Barrett spent the 1985 season as a graduate assistant with Ashland University. In 1986, he was hired as an assistant coach at his alma mater, the University at Buffalo, and coached wide receivers (1986-88) and then running backs (1989). During his time coaching the Bulls, Barrett also served as the team's recruiting coordinator.

A three-year letterman, Barrett established 14 records while in college and was inducted into the school's hall of fame in 1989. Barrett graduated from the University at Buffalo with a bachelor's degree in physical education and went on to earn a master's in sports science from Ashland University.

A native of Amherst, NY, Barrett and his wife, Tina, have three children.



Pro Scout



Matt Waugh

College: Ohio University

NFL Year: 10

Rams Year: 8

Matt Waugh enters his eighth season with the Los Angeles Rams and sixth season as a pro scout after serving as a pro scouting assistant.

In his current role, Waugh's duties include preseason scouting, regular season scouting advances, monitoring unrestricted and restricted free agents for the upcoming free agency period, draft process cross-checking and college free agent scouting. Waugh brings 11 years of football operations experience covering a range of assignments both at the collegiate and professional levels. Prior to joining the Rams organization, Waugh completed a scouting internship with the Chargers.

He also served as a recruiting associate for the Purdue University football program during the 2015 season and contributed to the initial evaluation and scouting of potential high school recruits. Waugh also interned with the Detroit Lions and Tennessee Titans personnel departments from 2014 to 2015. Prior to getting his start in the National Football League, Waugh served as a recruiting assistant for the University of Cincinnati football program from 2012-14.

Waugh got his start at his alma mater, Ohio University, as a football operations assistant/recruiting intern. The 2012 graduate received his Bachelor of Science in sport management.



Special Assistant to General Manager (Security) 

Steve Miller

College: Missouri - St. Louis

NFL Year: 16

Rams Year: 16

Steve Miller is entering his 16th season with the Rams in 2024 and ninth as the special assistant to the general manager/security.

Miller previously served as director of security for the club from 2009-2015. He consulted with the organization on security-related travel issues for eight years prior to being brought on full-time.

Miller spent 18 years in law enforcement, mostly with the St. Louis Airport Police Department, where he last commanded their Intelligence Division.

During his tenure, Miller was recognized by numerous agencies such as the Missouri State Highway Patrol, the United States Secret Service, the Federal Bureau of Investigation and the United States Department of State, for his invaluable service.

Miller and his wife Julie have two daughters, Maggie and Nikki.



Special Assistant to General Manager (Analyst) 

Andy Sugarman

College: California

NFL Year: 25

Rams Year: 16

Andy Sugarman enters his 16th season with the Rams and his sixth as the special assistant to the general manager/analyst in his 25th NFL season.

Sugarman has held various roles within the Rams organization, previously working in operations helping with team travel logistics, training camp operations, and various day-to-day club operations. He also assisted in the overall relocation operations of the club to Los Angeles, Calif.

Before transitioning to operations, Sugarman enjoyed a 16-year tenure as an NFL coach, most recently with the Rams as a quality control/offense coach. Sugarman was responsible for breaking down film of upcoming opponents, self-scouting the Rams, leading the scout team defense in practice, and assisting with the tight ends.


Prior to joining the Rams, he served as offensive assistant for the Atlanta Falcons in 2007. From 2004-05, Sugarman coached tight ends for the Detroit Lions as a member of Steve Mariucci's staff after spending one season as offensive assistant for the

team in 2003. In 2005, Sugarman helped TE Marcus Pollard lead the Lions in receiving with 46 receptions for 516 yards and three touchdowns.

Sugarman arrived to Detroit in 2003 after five seasons with the San Francisco 49ers. He was the club's offensive quality control coach from 1998-99 and worked as an offensive assistant from 2000-02. During his first three seasons in San Francisco, Sugarman worked with wide receivers and worked with tight ends his final two seasons with the team. In addition to his coaching duties, Sugarman handled computer operations, including game plan inputs and coordinated the scout teams for special teams.

A fourth-generation University of California-Berkeley alumnus, Sugarman made his coaching debut at Cal in 1991, serving as an assistant to the offensive and special team staffs through the 1997 season. Sugarman also worked for the team while he was a student at Acalanes High School in Lafayette, Calif.

Andy has three daughters: Lucy, Chelsea and Roxie.



Director, Data and Analytics

Jake Temme

College: Dayton

NFL Year: 11

Rams Year: 11

Jake Temme is in his 11th season with the Los Angeles Rams and serves as the team's director of data and analytics.

In his role, he works across all facets of the football organization, helping the team utilize data and analytics to its fullest extent. Temme also evaluates both current and prospective players, helping shape the team's acquisition strategies each season.

He is a native of St. Louis, MO, and earned a double major in entrepreneurship and management information systems at the University of Dayton in 2012.

Temme and his wife, Holly, currently reside in Camarillo, California.



Los Angeles Rams

Player Bios



87 Davis Allen



Tight End • Clemson • Calhoun, GA

Ht./Wt.: 6-6/245

NFL Exp.: 2 (2nd Rams)

GP/GS, (Playoffs): 15/1, (1/0)

Birth Date: 2/3/2001

Acquired: D5-'23 (No. 175 Overall)

Transactions: Selected by the Los Angeles Rams in the fifth round (175th overall) of the 2023 NFL Draft (4/29/23).

NFL Career:

- Appeared in 15 regular season games (one start) in his rookie campaign and recorded 10 receptions for 95 yards and one touchdown. Tallied one tackle on special teams.
- Made his NFL debut Week 1 of the 2023 season against the Seattle Seahawks and played two snaps.
- Made his first career reception in the regular season in Week 12 in Arizona of the 2023 season.
- Recorded a career-high four receptions for 50 yards and a touchdown in Week 15 against the Ravens in 2023.
- Made his first career start in Week 18 of 2023.
- Hauled in two catches for 28 yards in the Wild Card Round against the Detroit Lions in 2023.

College: Appeared in 54 games (25 starts) for the Clemson Tigers and recorded 88 career receptions for 951 yards and 12 touchdowns. Allen is one of six tight ends in Clemson history to record double-digit career touchdown receptions. His 12 career receiving touchdowns are tied with John McMakin (1969-71), Dwayne Allen (2009-11), and Brandon Ford (2009-12) for the second-most career touchdown receptions by a tight end in school history. During his senior season in 2022, Allen was voted as a team captain and was a Third-Team All-ACC selection. He posted career-highs in receptions (39), receiving yards (443), touchdowns (five) and offensive snaps (701) and started all 14 games. His 701 offensive snaps were the fifth-most by a Clemson tight end. He was also an All-ACC Academic Team selection in 2022 and was recognized as the 2022 P.A.T. Man of the Year, which honors a scholar-athlete who is an exemplary citizen. Allen's junior season in 2021, he caught 28 passes for 208 yards and tied for the team-lead with three receiving touchdowns. He appeared in 13 contests (10 starts) and was an ACC Honor Roll selection. As a sophomore in 2020, he saw action in 12 games and tallied 16 catches for 247 yards and four touchdowns. He became the sixth Clemson tight end under Dabo Swinney to catch four or more touchdowns in a season. Allen played 256 snaps in 15 games (one start) his freshman season in 2019 and hauled in five catches for 53 yards.



Personal: Allen was ranked as the 15th-best tight end in the nation by *ESPN* after a strong senior season at Calhoun High School. He was a Region 6 AAA Defensive Player of the Year and a First-Team all-region honoree on both sides of the ball, a First-Team Chattanooga All-Area selection, and the County Defensive Player of the Year. Allen earned his degree in marketing at Clemson and completed a microinternship with Elliot Realty in Myrtle Beach in spring of 2022.



Davis Allen, NFL Statistics



Regular Season

| Year | Team | Games | Receiving | | | | | Rushing | | | | |
|---------------|------------------|-------------|-----------|-----------|------------|-----------|----------|----------|----------|------------|----------|----------|
| | | | No. | Yards | Avg. | Long | TD | Att. | Yards | Avg. | Long | TD |
| 2023 | Los Angeles Rams | 15/1 | 10 | 95 | 9.5 | 21 | 1 | 0 | 0 | 0.0 | 0 | 0 |
| Totals | | 15/1 | 10 | 95 | 9.5 | 21 | 1 | 0 | 0 | 0.0 | 0 | 0 |



Davis Allen, Game-By-Game



2023 Los Angeles Rams

| Game | W/L | P/S | Receiving | | | | | Rushing | | | | |
|---------------|-------------|-------------|--------------|-----------|------------|-----------|----------|----------|----------|------------|----------|----|
| | | | No. | Yards | Avg. | Long | TD | Att. | Yards | Avg. | Long | TD |
| at Sea 9/10 | W | 1/0 | 0 | 0 | 0.0 | 0 | 0 | 0 | 0.0 | 0 | 0 | |
| SF 9/17 | L | | Did Not Play | | | | | | | | | |
| at Cin 9/25 | L | | Did Not Play | | | | | | | | | |
| at Ind 10/1 | W | 1/0 | 0 | 0 | 0.0 | 0 | 0 | 0 | 0.0 | 0 | 0 | |
| Phi 10/8 | L | 1/0 | 0 | 0 | 0.0 | 0 | 0 | 0 | 0.0 | 0 | 0 | |
| Ari 10/15 | W | 1/0 | 0 | 0 | 0.0 | 0 | 0 | 0 | 0.0 | 0 | 0 | |
| Pit 10/22 | L | 1/0 | 0 | 0 | 0.0 | 0 | 0 | 0 | 0.0 | 0 | 0 | |
| at Dal 10/29 | L | 1/0 | 0 | 0 | 0.0 | 0 | 0 | 0 | 0.0 | 0 | 0 | |
| at GB 11/5 | L | 1/0 | 0 | 0 | 0.0 | 0 | 0 | 0 | 0.0 | 0 | 0 | |
| Sea 11/19 | W | 1/0 | 0 | 0 | 0.0 | 0 | 0 | 0 | 0.0 | 0 | 0 | |
| at Ari 11/26 | W | 1/0 | 1 | 6 | 6.0 | 6 | 0 | 0 | 0.0 | 0 | 0 | |
| Cle 12/3 | W | 1/0 | 0 | 0 | 0.0 | 0 | 0 | 0 | 0.0 | 0 | 0 | |
| at Bal 12/10 | L | 1/0 | 4 | 50 | 12.5 | 21 | 1 | 0 | 0.0 | 0 | 0 | |
| Was 12/17 | W | 1/0 | 1 | 14 | 14.0 | 14 | 0 | 0 | 0.0 | 0 | 0 | |
| NO 12/21 | W | 1/0 | 0 | 0 | 0.0 | 0 | 0 | 0 | 0.0 | 0 | 0 | |
| at NYG 12/31 | W | 1/0 | 0 | 0 | 0.0 | 0 | 0 | 0 | 0.0 | 0 | 0 | |
| at SF 1/7/24 | W | 1/1 | 4 | 25 | 6.3 | 10 | 0 | 0 | 0.0 | 0 | 0 | |
| Totals | 10-7 | 15/1 | 10 | 95 | 9.5 | 21 | 1 | 0 | 0 | 0.0 | 0 | |



2023 Postseason

| Game | W/L | P/S | Receiving | | | | | Rushing | | | | |
|-----------------|------------|------------|-----------|-----------|-------------|-----------|----------|----------|------------|----------|----------|----|
| | | | No. | Yards | Avg. | Long | TD | Att. | Yards | Avg. | Long | TD |
| at Det 1/14/24* | L | 1/0 | 2 | 28 | 14.0 | 22 | 0 | 0 | 0.0 | 0 | 0 | |
| Totals | 0-1 | 1/0 | 2 | 28 | 14.0 | 22 | 0 | 0 | 0.0 | 0 | 0 | |

* Denotes NFC Wild Card Game



Davis Allen, Collegiate Statistics



Regular Season

| Year | Team | Games | Receiving | | | | | Rushing | | | | |
|---------------|---------|-----------|-----------|------------|-------------|-----------|-----------|----------|----------|------------|----------|----------|
| | | | No. | Yards | Avg. | Long | TD | Att. | Yards | Avg. | Long | TD |
| 2019 | Clemson | 15 | 5 | 53 | 10.6 | 11 | 0 | 0 | 0 | 0.0 | 0 | 0 |
| 2020 | Clemson | 12 | 16 | 247 | 15.4 | 42 | 4 | 0 | 0 | 0.0 | 0 | 0 |
| 2021 | Clemson | 13 | 28 | 208 | 7.4 | 24 | 3 | 0 | 0 | 0.0 | 0 | 0 |
| 2020 | Clemson | 14 | 39 | 443 | 11.4 | 41 | 5 | 0 | 0 | 0.0 | 0 | 0 |
| Totals | | 54 | 88 | 951 | 10.8 | 42 | 12 | 0 | 0 | 0.0 | 0 | 0 |



61 A.J. Arcuri



Offensive Tackle • Michigan State • Powell, OH

Ht./Wt.: 6-7/320

NFL Exp.: 3 (3rd Rams)

GP/GS, (Playoffs): 8/1 (0/0)

Birth Date: 8/13/1997

Acquired: D7-'22 (No. 261 Overall)

Transactions: Signed to Los Angeles Rams practice squad (8/30/23)...Waived by the Rams (8/29/23)...Signed to Rams active roster (11/26/22)...Signed to Rams practice squad (8/31/22)... Waived by Rams (8/30/22)...Selected by the Rams in the seventh round (261st overall) of the 2022 NFL Draft (4/30/22).

NFL Career:

- Made his NFL debut in Week 11 against the Saints and his first start in Week 12 against the Chiefs in 2022.
- Played in eight games during the 2022 season and recorded 70 offensive snaps. Allowed only four pressures and no sacks.

College: A four-year letterman, Arcuri played 40 games with 25 starts for the Spartans. Over his six years with Michigan State, he was named Academic All-Big Ten five times and graduated in December of 2020. He was a semi-finalist for the 2021 William V. Campbell Trophy, which is awarded to the top college football player in the nation across all levels based on a combination of academics, community service, and on-field performance as well as a All-Big Ten honorable mention. He was also selected to play in the 2022 Hula Bowl and in the NFLPA Collegiate All-Star Game. His graduate senior season, Arcuri ranked fourth on the offense with 738 total snaps and played all 89 snaps in his final game in the Chic-Fil-A Peach Bowl win over No.12 Pitt. As a senior, Arcuri tied fellow offensive lineman Kevin Jarvis for the most snaps with 492, missing only six snaps all season. He also played all 81 snaps in the New Era Pinstripe Bowl vs. Wake Forest his junior year. Arcuri made his collegiate debut against Utah State in 2018 and his first start in 2019 vs Penn State.

Personal: A two-year starter at Olentangy High School, Arcuri was a highly-touted recruit coming out of high school, ranking amongst the top offensive tackles in the nation (No.63) and the top seniors in the state of Ohio (No.44) by *Rivals.com*. Arcuri was named to the *Associated Press* Division I All-Ohio Second-Team and the AP All-Central District First-Team his senior year, when he saw action on both sides of the ball as an offensive tackle and defensive end. In his junior year, Arcuri posted a season-high eight tackles and a recovered fumble vs. Hilliard Davidson. He also lettered in basketball.



Arcuri's Career Games/Starts:

| Year | Teams | GP/GS |
|-------------------|------------------|------------|
| 2022 | Los Angeles Rams | 8/1 |
| 2023 | Los Angeles Rams | 0/0 |
| Totals | | 8/1 |
| Postseason | | 0/0 |





15 Tutu Atwell



Wide Receiver • Louisville • Miami, FL

Ht./Wt.: 5-9/165

NFL Exp.: 4 (4th Rams)

GP/GS, (Playoffs): 37/18, (1/0)

Birth Date: 10/7/1999

Acquired: D2-'21 (No. 57 Overall)

Transactions: Placed on Los Angeles Rams injured reserve list (11/2/21)...Selected by the Rams in the second round (57th overall) of the 2021 NFL Draft (4/30/21).

NFL Career:

- Has appeared in 37 career regular season games (18 starts) and registered 57 catches for 781 yards and four touchdowns. Has also notched 14 carries for 65 yards and one touchdown.
- Recorded single-season career-highs in receptions (39), receiving yards (483), and receiving touchdowns (four) in 2023.
- Notched single-game career-bests with six catches for 119 yards in the season opener against the Seattle Seahawks in 2023.
- In Week 1 of the 2023 season, he and Puka Nacua became the first Rams duo aged 23 or younger with 100+ receiving yards each since 1958.
- Talled his first postseason touchdown catch in the Wild Card Round against the Detroit Lions in 2023.
- Recorded 18 receptions for 298 yards (16.6 yards/reception), one receiving touchdown and nine rushes for 34 yards and one rushing touchdown in 2022.
- Returned five kicks for 87 yards and 10 punts for 54 yards in 2021.
- Made his NFL Debut in Week 1 of 2021 against the Bears and his first career start in Week 13 against Seattle.


College: In his three seasons at Louisville, Atwell was a big-play receiver who set the single-season school record for receiving yards in 2019 and tied the school mark for receiving touchdowns in a single-season. He recorded 140 receptions for 2,307 yards and 21 touchdowns in his three seasons as a Cardinal. Atwell is tied for fifth in school history with 21 touchdown catches, ranks fourth with ten 100-yard receiving games, and eighth with 2,307 receiving yards. As a junior in 2020, Atwell finished as the team's leading receiver with 46 receptions for 625 yards and seven touchdowns. He tied for third in the ACC in touchdowns (seven) and ranked 14th in the conference in receptions (46) and 16th in yards (625). Against Miami, he caught eight passes for 114 yards and two touchdowns and caught three passes for 129 yards and a touchdown, along with his first career rushing touchdown in the win over Florida State. Atwell played in 13 games (11 starts) during his sophomore year in 2019 when he led the ACC in receiving yards (1,276) and touchdowns (12). That year, he finished tops in the league with an average of 98.2 yards per game and led the nation with four receptions of 70 or more yards, setting the school record with 1,275 yards and tying a school record with 12 touchdowns. With 1,275 yards receiving, Atwell broke Harry Douglas' previous mark of 1,265 yards, which was set in 2007, tied the school mark with seven 100-yard receiving games, was named a *Pro Football Focus* First-Team All-American, and earned First-Team All-ACC honors. He became the first Louisville player with three touchdowns receptions since 2015 when he caught for 145 yards and three touchdowns against Western Kentucky. He finished with a career-best 152 yards on five receptions and two touchdowns,

including one that was 90-yards against Syracuse. Atwell finished his collegiate career with the seventh-most receiving yards in Louisville's program history.



Personal: Atwell enrolled at Louisville in January 2018 and played his high school ball at Miami Northwestern High where he was a four-year starter. He was the recipient of the Miami-Dade County Player of the Year award in 2017. The three-star recruit was regarded as one of the top players in Florida after guiding Northwestern to the FHSAA 6A state championship. Atwell was a dual-threat quarterback with great athleticism and speed. He passed for over 4,000 yards in his career, while running for over 1,500 yards. He chose Louisville over offers from Florida Atlantic, East Carolina, Florida International, Illinois, Marshall, South Florida, UAB, McNeese State, Northern Colorado, Georgia State, Toledo, and Valdosta State. His father, Chatarius Atwell, played wide receiver at Minnesota. Atwell majored in Communications.





Tutu Atwell, NFL Statistics



Regular Season

| Year | Team | Games | No. | Receiving | | | | Att. | Rushing | | | |
|---------------|------------------|--------------|-----------|------------|-------------|-----------|----------|-----------|-----------|------------|-----------|----------|
| | | | | Yards | Avg. | Long | TD | | Yards | Avg. | Long | TD |
| 2021 | Los Angeles Rams | 8/0 | 0 | 0 | 0.0 | 0 | 0 | 0 | 0 | 0.0 | 0 | 0 |
| 2022 | Los Angeles Rams | 13/4 | 18 | 298 | 16.6 | 62 | 1 | 9 | 34 | 3.8 | 11 | 1 |
| 2023 | Los Angeles Rams | 16/16 | 37 | 476 | 12.9 | 44 | 3 | 4 | 35 | 8.8 | 22 | 0 |
| Totals | | 37/18 | 55 | 774 | 14.1 | 62 | 4 | 13 | 69 | 5.3 | 22 | 1 |

Postseason

| Year | Team | G/S | No. | Receiving | | | | Att. | Rushing | | | |
|---------------|------------------|------------|----------|-----------|-------------|-----------|----------|----------|----------|------------|----------|----------|
| | | | | Yards | Avg. | Long | TD | | Yards | Avg. | Long | TD |
| 2023 | Los Angeles Rams | 1/0 | 1 | 38 | 38.0 | 38 | 1 | 0 | 0 | 0.0 | 0 | 0 |
| Totals | | 1/0 | 1 | 38 | 38.0 | 38 | 1 | 0 | 0 | 0.0 | 0 | 0 |





Tutu Atwell, Game-By-Game



2023 Los Angeles Rams

| Game | W/L | P/S | Receiving | | | | | Rushing | | | | |
|---------------|------------|--------------|-----------|------------|-------------|-----------|----------|----------|-----------|------------|-----------|----------|
| | | | No. | Yards | Avg. | Long | TD | Att. | Yards | Avg. | Long | TD |
| at Sea 9/10 | W | 1/1 | 6 | 119 | 19.8 | 44 | 0 | 0 | 0 | 0.0 | 0 | 0 |
| SF 9/17 | L | 1/1 | 7 | 77 | 11.0 | 18 | 0 | 1 | 5 | 5.0 | 5 | 0 |
| at Cin 9/25 | L | 1/1 | 4 | 50 | 12.5 | 37 | 1 | 1 | 22 | 22.0 | 22 | 0 |
| at Ind 10/1 | W | 1/1 | 5 | 24 | 4.8 | 11 | 0 | 0 | 0 | 0.0 | 0 | 0 |
| Phi 10/8 | L | 1/1 | 2 | 9 | 4.5 | 6 | 1 | 0 | 0 | 0.0 | 0 | 0 |
| Ari 10/15 | W | 1/1 | 1 | 30 | 30.0 | 30 | 0 | 0 | 0 | 0.0 | 0 | 0 |
| Pit 10/22 | L | 1/1 | 1 | 31 | 31.0 | 31 | 1 | 0 | 0 | 0.0 | 0 | 0 |
| at Dal 10/29 | L | 1/1 | 2 | 21 | 10.5 | 20 | 0 | 2 | 8 | 4.0 | 8 | 0 |
| at GB 11/5 | L | 1/1 | 4 | 13 | 3.3 | 5 | 0 | 0 | 0 | 0.0 | 0 | 0 |
| Sea 11/19 | W | 1/1 | 1 | 17 | 17.0 | 17 | 0 | 0 | 0 | 0.0 | 0 | 0 |
| at Ari 11/26 | W | 1/1 | 3 | 76 | 25.3 | 42 | 0 | 0 | 0 | 0.0 | 0 | 0 |
| Cle 12/3 | W | 1/1 | 1 | 9 | 9.0 | 9 | 0 | 0 | 0 | 0.0 | 0 | 0 |
| at Bal 12/10 | L | 1/1 | 0 | 0 | 0.0 | 0 | 0 | 0 | 0 | 0.0 | 0 | 0 |
| Was 12/17 | | | | | | Inactive | | | | | | |
| NO 12/21 | W | 1/0 | 0 | 0 | 0.0 | 0 | 0 | 0 | 0 | 0.0 | 0 | 0 |
| at NYG 12/31 | W | 1/0 | 0 | 0 | 0.0 | 0 | 0 | 0 | 0 | 0.0 | 0 | 0 |
| at SF 1/7/24 | W | 1/1 | 2 | 7 | 3.5 | 0 | 0 | 1 | -4 | -4.0 | -4 | 0 |
| Totals | 9-7 | 16/14 | 39 | 483 | 12.4 | 44 | 3 | 5 | 31 | 6.2 | 22 | 0 |

2023 Postseason

| Game | W/L | P/S | Receiving | | | | | Rushing | | | | |
|---------------|------------|------------|-----------|-----------|-------------|-----------|----------|----------|----------|------------|----------|----------|
| | | | No. | Yards | Avg. | Long | TD | Att. | Yards | Avg. | Long | TD |
| Ari 1/17/22 * | W | 1/0 | 1 | 38 | 38.0 | 38 | 1 | 0 | 0 | 0.0 | 0 | 0 |
| Totals | 0-1 | 1/0 | 1 | 38 | 38.0 | 38 | 1 | 0 | 0 | 0.0 | 0 | 0 |

* Denotes NFC Wild Card Game



2022 Los Angeles Rams

| Game | W/L | P/S | Receiving | | | | | Rushing | | | | |
|---------------|-------------|-------------|-----------|------------|-------------|-----------|----------|----------|-----------|------------|-----------|----------|
| | | | No. | Yards | Avg. | Long | TD | Att. | Yards | Avg. | Long | TD |
| Buf 9/8 | L | 1/0 | 0 | 0 | 0.0 | 0 | 0 | 0 | 0 | 0.0 | 0 | 0 |
| Atl 9/19 | W | 1/0 | 0 | 0 | 0.0 | 0 | 0 | 0 | 0 | 0.0 | 0 | 0 |
| at Ari 9/25 | W | 1/0 | 0 | 0 | 0.0 | 0 | 0 | 0 | 0 | 0.0 | 0 | 0 |
| at SF 10/3 | L | | | | | Inactive | | | | | | |
| Dal 10/9 | L | 1/0 | 1 | 54 | 54.0 | 0 | 0 | 0 | 0 | 0.0 | 0 | 0 |
| Car 10/16 | W | 1/0 | 0 | 0 | 0.0 | 0 | 0 | 1 | 9 | 9.0 | 9 | 0 |
| SF 10/30 | L | | | | | Inactive | | | | | | |
| at TB 11/6 | L | | | | | Inactive | | | | | | |
| vs Ari 11/13 | L | | | | | Inactive | | | | | | |
| at NO 11/20 | L | 1/0 | 1 | 62 | 62.0 | 62 | 1 | 0 | 0 | 0.0 | 0 | 0 |
| at KC 11/27 | L | 1/0 | 2 | 23 | 11.5 | 15 | 0 | 0 | 0 | 0.0 | 0 | 0 |
| Sea 12/4 | L | 1/1 | 2 | 48 | 24.0 | 30 | 0 | 4 | 23 | 5.8 | 7 | 0 |
| LV 12/8 | W | 1/1 | 5 | 50 | 10.0 | 22 | 0 | 2 | -5 | -2.5 | 1 | 0 |
| at GB 12/19 | L | 1/0 | 1 | 10 | 10.0 | 10 | 0 | 1 | -4 | -4.0 | -4 | 0 |
| at Den 12/25 | W | 1/1 | 2 | 14 | 7.0 | 7 | 0 | 0 | 0 | 0.0 | 0 | 0 |
| at LAC 1/1/23 | L | 1/0 | 2 | 10 | 5.0 | 6 | 0 | 0 | 0 | 0.0 | 0 | 0 |
| at Sea 1/8/23 | L | 1/1 | 2 | 27 | 13.5 | 21 | 0 | 1 | 11 | 11.0 | 11 | 1 |
| Totals | 5-12 | 13/4 | 18 | 298 | 16.6 | 62 | 1 | 9 | 34 | 3.8 | 11 | 1 |



2021 Los Angeles Rams

| Game | W/L | P/S | Receiving | | | | | Rushing | | | | |
|---------------|-------------|------------|-----------|----------|------------|----------|----------|----------|----------|------------|----------|----------|
| | | | No. | Yards | Avg. | Long | TD | Att. | Yards | Avg. | Long | TD |
| Chi 9/12 | W | 1/0 | 0 | 0 | 0.0 | 0 | 0 | 0 | 0 | 0.0 | 0 | 0 |
| at Ind 9/19 | W | 1/0 | 0 | 0 | 0.0 | 0 | 0 | 0 | 0 | 0.0 | 0 | 0 |
| TB 9/26 | W | 1/0 | 0 | 0 | 0.0 | 0 | 0 | 0 | 0 | 0.0 | 0 | 0 |
| Ari 10/3 | L | 1/0 | 0 | 0 | 0.0 | 0 | 0 | 0 | 0 | 0.0 | 0 | 0 |
| at Sea 10/7 | W | 1/0 | 0 | 0 | 0.0 | 0 | 0 | 0 | 0 | 0.0 | 0 | 0 |
| at NYG 10/17 | W | 1/0 | 0 | 0 | 0.0 | 0 | 0 | 0 | 0 | 0.0 | 0 | 0 |
| Det 10/24 | W | 1/0 | 0 | 0 | 0.0 | 0 | 0 | 0 | 0 | 0.0 | 0 | 0 |
| at Hou 10/31 | W | 1/0 | 0 | 0 | 0.0 | 0 | 0 | 0 | 0 | 0.0 | 0 | 0 |
| Ten 11/7 | L | 0/0 | | | | | | | | | | |
| at SF 11/15 | L | 0/0 | | | | | | | | | | |
| at GB 11/28 | L | 0/0 | | | | | | | | | | |
| Jax 12/5 | W | 0/0 | | | | | | | | | | |
| at Ari 12/13 | W | 0/0 | | | | | | | | | | |
| Sea 12/21 | W | 0/0 | | | | | | | | | | |
| at Min 12/26 | W | 0/0 | | | | | | | | | | |
| at Bal | W | 0/0 | | | | | | | | | | |
| SF 1/9/22 | L | 0/0 | | | | | | | | | | |
| Totals | 12-5 | 8/0 | 0 | 0 | 0.0 | 0 | 0 | 0 | 0 | 0.0 | 0 | 0 |

2021 Postseason

| Game | W/L | P/S | Receiving | | | | | Rushing | | | | |
|----------------|------------|------------|-----------|----------|------------|----------|----------|----------|----------|------------|----------|----------|
| | | | No. | Yards | Avg. | Long | TD | Att. | Yards | Avg. | Long | TD |
| Ari 1/17/22 * | W | 0/0 | | | | | | | | | | |
| at TB 1/23/22^ | W | 0/0 | | | | | | | | | | |
| SF 1/30/22 ~ | W | 0/0 | | | | | | | | | | |
| Cin 2/13/22 + | W | 0/0 | | | | | | | | | | |
| Totals | 4-0 | 0/0 | 0 | 0 | 0.0 | 0 | 0 | 0 | 0 | 0.0 | 0 | 0 |

* Denotes NFC Wild Card Game, ^ Denotes NFC Divisional Round, ~ Denotes NFC Championship, + Denotes Super Bowl



Tutu Atwell, Collegiate Statistics



Regular Season

| Year | Team | Games | Receiving | | | | | Rushing | | | | |
|---------------|------------|-----------|------------|--------------|-------------|-----------|-----------|-----------|-----------|-------------|-----------|----------|
| | | | No. | Yards | Avg. | Long | TD | Att. | Yards | Avg. | Long | TD |
| 2018 | Louisville | 12 | 24 | 406 | 16.9 | 53 | 2 | 1 | -5 | -5.0 | 0 | 0 |
| 2019 | Louisville | 13 | 70 | 1,276 | 18.2 | 90 | 12 | 8 | 29 | 3.6 | 11 | 0 |
| 2020 | Louisville | 9 | 46 | 625 | 13.6 | 66 | 7 | 2 | -2 | -1.0 | 2 | 1 |
| Totals | | 34 | 140 | 2,307 | 16.2 | 90 | 21 | 11 | 22 | -2.4 | 11 | 1 |



73 Steve Avila



Offensive Lineman • TCU • Arlington, TX

Ht./Wt.: 6-3/332

NFL Exp.: 2 (2nd Rams)

GP/GS, (Playoffs): 17/17 (1/1)

Birth Date: 10/16/1999

Acquired: D2-'23 (No. 36 Overall)

Transactions: Selected by the Los Angeles Rams in the second round (36th overall) of the 2023 NFL Draft.

NFL Career:

- Started all 17 regular season games his rookie season and finished among the leaders on the team in snaps played (1,094). It was the most snaps for a Rams offensive lineman since 2021 and the most by a Rams rookie since Cooper Kupp in 2017.
- Among rookie offensive linemen in the 2023 draft class, he ranked second in most snaps played.
- Finished the 2023 season with the second-best pass blocking grade, the fifth-best offensive grade, and the 10th-best run blocking grade among rookie offensive linemen.
- Among rookie guards, Avila finished fifth in sacks allowed (2.0) in 2023.
- Was voted to the PWFA All-Rookie Team in '23.

College: Avila's senior campaign at TCU in 2022 made him the school's first consensus All-American since wide receiver Josh Doctson in 2015. He was a team captain for a Horned Frogs team that competed in the College Football National Championship and the anchor of an offensive line that paved the way for one of the nation's most prolific offenses. He started all 15 games at left guard and didn't allow a sack for back-to-back seasons. He also led all TCU offensive players with 1,044 snaps played his senior season. He was a 2022 First-Team All-Big 12 selection, an Outland Trophy Semifinalist, an Earl Campbell Tyler Rose Award Semifinalist, and an honorable mention for Big 12 Offensive Lineman of the Year. Avila participated in the Senior Bowl ahead of the 2023 NFL Draft. In 2021, he started 11 games at center and saw action at right guard. He capped his junior season as a First-Team AP All-Big 12. He started all nine games played as a sophomore in 2020 and made starts at three different positions - six at center, two at right tackle, and one at right guard. He was the only player to start at three different spots on the offensive line that season. Avila saw action in 11 games his redshirt freshman year in 2019.



Personal: Was rated a four-star recruit by *ESPN* following his senior year of high school and ranked as the No.9 offensive guard in the state of Texas and No.42 in the country. He was named District 8-6A Co-Offensive Most Valuable Sophomore Player in 2015. Avila chose to play at TCU over Kansas State and Utah. He joined former TCU Offensive Lineman Joe Noteboom as well as college teammates Tre Tomlinson and Ochuan Mathis with the Rams.



Avila's Career Games/Starts:

| Year | Teams | GP/GS |
|-------------------|------------------|--------------|
| 2023 | Los Angeles Rams | 17/17 |
| Totals | | 17/17 |
| <i>Postseason</i> | | <i>1/1</i> |



13 Stetson Bennett



Quarterback • Georgia • Atlanta, GA

Ht./Wt.: 5-11/190

NFL Exp.: 2 (2nd Rams)

GP/GS, (Playoffs): 0/0, (0/0)

Birth Date: 10/28/1997

Acquired: D4-'23 (No. 128 Overall)

Transactions: Placed on non-football injury/illness list (9/13/23)...Selected by the Los Angeles Rams in the fourth round (128th overall) of the 2023 NFL Draft.

College: Bennett helped lead the Bulldogs to back-to-back championships his final two seasons at Georgia and was one of four finalists for the Heisman Trophy in 2022. He appeared in 42 career games and completed 601-of-923 passes for 8,428 yards and 66 touchdowns. He also tallied 141 carries for 530 yards and 14 touchdowns in his college career. During Bennett's senior season, he played in 15 games (all starts) and completed 310-of-454 of his passes for 4,127 yards and 27 touchdowns (QBR 160.8) and added 57 rushes for 205 yards and 10 touchdowns. He was the winner of the 2022 Burlsworth Trophy, as the country's outstanding player who began his career as a walk-on and was named the Offensive MVP of the College Football Playoffs. Bennett guided the Bulldogs to a come from behind win over Ohio State in the CFP Semifinal Chick-fil-A Peach Bowl and finished 23-of-34 for 398 yards, three touchdowns and a TD on the ground, earning Offensive MVP of the CFP Semifinal honors.



In 2021, he played in 14 games (12 starts) and completed 185-of-287 passes for 2,862 yards and 29 touchdowns. Bennett was also a threat on the ground that season as the team's fifth-leading rusher with 56 rushes for 259 yards and one touchdown. He led the Bulldogs to a national championship and was named Offensive MVP of the CFP Championship game, completing 17-of-26 passes for 224 yards and a pair of touchdowns. He was also the Offensive MVP of the Capital One Orange Bowl against Michigan and was one of three finalists for the 2021 Burlsworth Trophy. Bennett finished the 2021 campaign ranked fourth nationally in passing efficiency (176.7), fourth in yards per completion (15.5), and third in yards per attempt (9.97). He saw action in 10 games (five starts) in a shortened 2020 season and as the team's leading passer completing 86-of-155 passes for 1,179 yards and eight touchdowns. He earned the first starting assignment of his collegiate career in a win over Auburn. Bennett played in five of 14 games in 2019 and completed 20-of-27 passing attempts for 260 yards and two touchdowns. He saw his first action as a Bulldog against Murray State. Bennett redshirted in 2017 and eventually transferred from Georgia to Jones College in Ellisville, Miss. in 2018. He led Jones College to a 10-2 overall record, a Mississippi Bowl win, and the MACJC Conference Championship game. He completed 145 passes for 1,840 yards and 16 touchdowns while adding 148 rushing yards and four touchdowns on the ground.

Personal: Bennett attended Piece County High School where he earned All-State 3-A Second Team honors his senior year after registering 3,700 passing yards with 500 rushing yards and 40 total touchdowns. He was also the Region Offensive Player of the Year his final year of high school and earned Offensive Player of the Year Honors following his junior season. Bennett was a two-time Preseason All-State Academic Team honoree. Both of Bennett's parents graduated from UGA and his grandfather, Buddy Bennett, played quarterback at South Carolina. He majored in Learning Design and Technology and was the recipient of the Dr. Archie Sime and Bettye Rushton Family Scholarship, as well as the Irvin W. Wofford Football Scholarship.





Stetson Bennett, NFL Statistics

Regular Season

| Year | Team | G/S | Att. | Comp. | Pct. | Yards | Yds/Att. | TD | Int. | Long | Sack-Yards | Rating |
|---------------|------------------|------------|----------|----------|------------|----------|------------|----------|----------|----------|--------------|------------|
| 2023 | Los Angeles Rams | 0/0 | 0 | 0 | 0.0 | 0 | 0.0 | 0 | 0 | 0 | 0.0-0 | 0.0 |
| Totals | | 0/0 | 0 | 0 | 0.0 | 0 | 0.0 | 0 | 0 | 0 | 0.0-0 | 0.0 |



Stetson Bennett, Game-By-Game

2023 Los Angeles Rams

| Game | W/L | P/S | Att. | Comp. | Pct. | Yards | Yards/Att. | TD | Int. | Long | Yards | Rtg. |
|---------------|-----|-----|------|-------|------|-------|------------|----|------|------|-------|------|
| at Sea 9/10 | | | | | | | | | | | | |
| SF 9/17 | | | | | | | | | | | | |
| at Cin 9/25 | | | | | | | | | | | | |
| at Ind 10/1 | | | | | | | | | | | | |
| Phi 10/8 | | | | | | | | | | | | |
| Ari 10/15 | | | | | | | | | | | | |
| Pit 10/22 | | | | | | | | | | | | |
| at Dal 10/29 | | | | | | | | | | | | |
| at GB 11/5 | | | | | | | | | | | | |
| Sea 11/19 | | | | | | | | | | | | |
| at Ari 11/26 | | | | | | | | | | | | |
| Cle 12/3 | | | | | | | | | | | | |
| at Bal 12/10 | | | | | | | | | | | | |
| Was 12/17 | | | | | | | | | | | | |
| NO 12/21 | | | | | | | | | | | | |
| at NYG 12/31 | | | | | | | | | | | | |
| at SF 1/7/24 | | | | | | | | | | | | |
| Totals | | | | | | | | | | | | |



Stetson Bennett, Collegiate Statistics



Regular Season

| Year | Team | GP | Att. | Comp. | Pct. | Yards | Yds/Att. | TD | Int. | Long | Sack-Yards | Rating |
|---------------|---------------|-----------|--------------|------------|-------------|---------------|------------|-----------|-----------|-----------|---------------|--------------|
| 2017 | Georgia | - | - | - | - | Redshirted | - | - | - | - | - | - |
| 2018 | Jones College | 12 | 258 | 145 | 55.8 | 1,840 | 12.6 | 16 | 14 | 73 | 5-29 | 125.2 |
| 2019 | Georgia | 5 | 27 | 20 | 74.1 | 260 | 13.0 | 2 | 1 | 28 | 0-0 | 172.0 |
| 2020 | Georgia | 8 | 155 | 86 | 55.5 | 1,179 | 7.6 | 8 | 6 | 82 | 5-44 | 128.7 |
| 2021 | Georgia | 14 | 287 | 185 | 64.5 | 2,862 | 10.0 | 29 | 7 | 89 | 14-112 | 176.7 |
| 2022 | Georgia | 15 | 454 | 310 | 68.3 | 4,127 | 9.1 | 27 | 7 | 64 | 9-67 | 160.8 |
| Totals | | 54 | 1,181 | 746 | 63.2 | 10,268 | 8.7 | 82 | 35 | 89 | 33-252 | 160.7 |

Playoffs

| Year | Team | GP | Att. | Comp. | Pct. | Yards | Yds/Att. | TD | Int. | Long | Sack-Yards | Rating |
|---------------|---------|----------|------------|-----------|-------------|--------------|-------------|-----------|----------|-----------|-------------|--------------|
| 2021 | Georgia | 2 | 56 | 37 | 66.1 | 537 | 9.7 | 5 | 0 | 57 | 0-0 | 126.9 |
| 2022 | Georgia | 2 | 59 | 41 | 69.4 | 702 | 11.9 | 7 | 1 | 76 | 2-12 | 142.1 |
| Totals | | 4 | 115 | 78 | 67.9 | 1,239 | 10.8 | 12 | 1 | 76 | 2-12 | 134.7 |





95 Bobby Brown III



Defensive Line • Texas A&M • Arlington, TX

Ht./Wt.: 6-4/324

NFL Exp.: 4 (4th Rams)

GP/GS, (Playoffs): 32/14, (4/1)

Birth Date: 8/7/2000

Acquired: D4A-'21 (No. 117 Overall)

Transactions: Placed on injured reserve list (10/10/23)... Suspension lifted by Commissioner (10/17/22)... Reserve/Suspended by Commissioner (8/30/22)... Selected by the Los Angeles Rams in the fourth round (117th overall) of the 2021 NFL Draft (5/1/21).

NFL Career:

- Has played in 32 career regular season games (14 starts) and recorded 40 tackles (21 solo), 0.5 sacks, five tackles for loss, 11 pressures, 10 hurries, and one quarterback hit.
- Started all 13 games played in 2023 and tallied career-highs in snaps, tackles, pressures, and tackles for loss. Was a starter in the Wild Card Round against the Detroit Lions.
- Appeared in nine games during the 2022 regular season and tallied eight tackles (five solo) and five pressures in 162 snaps played. He made his first NFL start in Week 15 against the Packers.
- Was active for 10 games during his rookie season and played 29 total snaps with one assisted tackle.
- Played seven snaps in the Wild Card victory against the Arizona Cardinals in 2021.
- Made his regular season debut in a Week 8 contest against the Houston Texans in 2021 and played a season-high 10 defensive snaps.

College: During his junior season at Texas A&M in 2020, Brown played in nine games (eight starts) and was named to the All-SEC First-Team. He was a key component on the SEC's leading unit in total defense which ranked second in the league in passing and rushing defense. Brown led the team and was top-eight in the SEC with 5.5 sacks on the season while ranking second among Aggies with 7.5 tackles for loss. Leading up to the 2020 season, Brown was named to the Preseason Coaches' All-SEC First-Team and the Preseason Media All-SEC Second-Team. As a sophomore in 2019, Brown played in all 13 games with 11 starts. During his 2018 campaign as a true freshman, Brown appeared in all 13 games and recorded 14 tackles and one tackle for loss. Brown was named to the All-SEC Freshman Team and was given the Defensive Top Newcomer Award at the team's annual banquet.



Personal: Coached by Laban DeLay at Arlington Lamar High School where Brown earned honorable mention District 4-6A recognition after posting 40 tackles, six tackles for loss and 3.0 sacks in 2017. As a junior, Brown earned First-Team District 4-6A honors. According to *ESPN*, Brown was a four-star recruit, ranked no. 243 nationally for all positions, and was the 18th-ranked defensive tackle coming out of high school.





Bobby Brown III, NFL Statistics



| Year | Team | Games | Regular Season | | | | | Interceptions | | | | | Fumbles | |
|---------------|------------------|--------------|----------------|-----------|-----------|------------|------------|---------------|----------|----------|----------|----------|----------|----|
| | | | Tackles Total | Solo | Asst. | Sacks | Yards | Int. | Yards | Long | TD | PD | FF | FR |
| 2021 | Los Angeles Rams | 10/0 | 1 | 0 | 1 | 0.0 | 0.0 | 0 | 0 | 0 | 0 | 0 | 0 | 0 |
| 2022 | Los Angeles Rams | 9/1 | 8 | 5 | 3 | 0.0 | 0.0 | 0 | 0 | 0 | 0 | 0 | 0 | |
| 2023 | Los Angeles Rams | 13/13 | 31 | 16 | 15 | 0.5 | 2.5 | 0 | 0 | 0 | 0 | 0 | 0 | |
| Totals | | 32/14 | 40 | 21 | 19 | 0.5 | 2.5 | 0 | 0 | 0 | 0 | 0 | 0 | |

| Year | Team | Games | Postseason | | | | | Interceptions | | | | | Fumbles | |
|---------------|------------------|------------|---------------|----------|----------|------------|------------|---------------|----------|----------|----------|----------|----------|----|
| | | | Tackles Total | Solo | Asst. | Sacks | Yards | Int. | Yards | Long | TD | PD | FF | FR |
| 2021 | Los Angeles Rams | 3/0 | 0 | 0 | 0 | 0.0 | 0.0 | 0 | 0 | 0 | 0 | 0 | 0 | |
| 2023 | Los Angeles Rams | 1/1 | 4 | 2 | 2 | 0.0 | 2.5 | 0 | 0 | 0 | 0 | 0 | 0 | |
| Totals | | 4/1 | 4 | 2 | 2 | 0.0 | 2.5 | 0 | 0 | 0 | 0 | 0 | 0 | |





Bobby Brown III, Game-By-Game



2023 Los Angeles Rams

| Game | W/L | P/S | T | S | A | Sk | Yds | Int | Yds | Lg | TD | PD | FF | FR | Yds | TD |
|---------------|------------|--------------|-----------|-----------|-----------|------------|------------|----------|----------|----------|----------|----------|----------|----------|----------|----------|
| at Sea 9/10 | W | 1/1 | 1 | 0 | 1 | 0.0 | 0.0 | 0 | 0 | 0 | 0 | 0 | 0 | 0 | 0 | 0 |
| SF 9/17 | L | 1/1 | 2 | 1 | 1 | 0.0 | 0.0 | 0 | 0 | 0 | 0 | 0 | 0 | 0 | 0 | 0 |
| at Cin 9/25 | L | 1/1 | 0 | 0 | 0 | 0.0 | 0.0 | 0 | 0 | 0 | 0 | 0 | 0 | 0 | 0 | 0 |
| at Ind 10/1 | W | 1/1 | 6 | 1 | 4 | 0.0 | 0.0 | 0 | 0 | 0 | 0 | 0 | 0 | 0 | 0 | 0 |
| Phi 10/8 | L | 1/1 | 4 | 3 | 1 | 0.0 | 0.0 | 0 | 0 | 0 | 0 | 0 | 0 | 0 | 0 | 0 |
| Ari 10/15 | | | | | | | | | | | | | | | | |
| Pit 10/22 | | | | | | | | | | | | | | | | |
| at Dal 10/29 | | | | | | | | | | | | | | | | |
| at GB 11/5 | | | | | | | | | | | | | | | | |
| Sea 11/19 | W | 1/1 | 2 | 1 | 1 | 0.5 | 2.5 | 0 | 0 | 0 | 0 | 0 | 0 | 0 | 0 | 0 |
| at Ari 11/26 | W | 1/1 | 0 | 0 | 0 | 0.0 | 0.0 | 0 | 0 | 0 | 0 | 0 | 0 | 0 | 0 | 0 |
| Cle 12/3 | W | 1/1 | 3 | 2 | 1 | 0.0 | 0.0 | 0 | 0 | 0 | 0 | 0 | 0 | 0 | 0 | 0 |
| at Bal 12/10 | L | 1/1 | 3 | 3 | 0 | 0.0 | 0.0 | 0 | 0 | 0 | 0 | 0 | 0 | 0 | 0 | 0 |
| Was 12/17 | W | 1/1 | 4 | 2 | 2 | 0.0 | 0.0 | 0 | 0 | 0 | 0 | 0 | 0 | 0 | 0 | 0 |
| NO 12/21 | W | 1/1 | 2 | 0 | 2 | 0.0 | 0.0 | 0 | 0 | 0 | 0 | 0 | 0 | 0 | 0 | 0 |
| at NYG 12/31 | W | 1/1 | 0 | 0 | 0 | 0.0 | 0.0 | 0 | 0 | 0 | 0 | 0 | 0 | 0 | 0 | 0 |
| at SF 1/7/24 | W | 1/1 | 4 | 2 | 2 | 0.0 | 0.0 | 0 | 0 | 0 | 0 | 0 | 0 | 0 | 0 | 0 |
| Totals | 9-4 | 13/13 | 31 | 16 | 15 | 0.5 | 2.5 | 0 | 0 | 0 | 0 | 0 | 0 | 0 | 0 | 0 |

2023 Postseason

| Game | W/L | P/S | T | S | A | Sk | Yds | PD | FF | FR | Yds | TD |
|----------------|------------|------------|----------|----------|----------|------------|------------|----------|----------|----------|----------|----------|
| at Det 1/14/24 | L | 1/1 | 4 | 2 | 2 | 0.0 | 0.0 | 0 | 0 | 0 | 0 | 0 |
| Totals | 0-1 | 1/1 | 4 | 2 | 2 | 0.0 | 0.0 | 0 | 0 | 0 | 0 | 0 |



2022 Los Angeles Rams

| Game | W/L | P/S | T | S | A | Sk | Yds | Int | Yds | Lg | TD | PD | FF | FR | Yds | TD |
|---------------|-------------|------------|----------|----------|----------|------------|----------|----------|----------|----------|----------|----------|----------|----------|----------|----------|
| Buf 9/8 | L | | | | | | | | | | | | | | | |
| Ari 9/19 | W | | | | | | | | | | | | | | | |
| at Ari 9/25 | W | | | | | | | | | | | | | | | |
| at SF 10/3 | L | | | | | | | | | | | | | | | |
| Dal 10/9 | L | | | | | | | | | | | | | | | |
| Car 10/16 | W | | | | | | | | | | | | | | | |
| SF 10/30 | L | | | | | | | | | | | | | | | |
| at TB 11/6 | L | | | | | | | | | | | | | | | |
| vs Ari 11/13 | L | 1/0 | 1 | 0 | 1 | 0.0 | 0 | 0 | 0 | 0 | 0 | 0 | 0 | 0 | 0 | 0 |
| at NO 11/20 | L | 1/0 | 0 | 0 | 0 | 0.0 | 0 | 0 | 0 | 0 | 0 | 0 | 0 | 0 | 0 | 0 |
| at KC 11/27 | L | 1/0 | 1 | 0 | 1 | 0.0 | 0 | 0 | 0 | 0 | 0 | 0 | 0 | 0 | 0 | 0 |
| Sea 12/4 | L | 1/0 | 1 | 1 | 0 | 0.0 | 0 | 0 | 0 | 0 | 0 | 0 | 0 | 0 | 0 | 0 |
| LV 12/8 | W | 1/0 | 1 | 1 | 0 | 0.0 | 0 | 0 | 0 | 0 | 0 | 0 | 0 | 0 | 0 | 0 |
| at GB 12/19 | L | 1/1 | 1 | 0 | 1 | 0.0 | 0 | 0 | 0 | 0 | 0 | 0 | 0 | 0 | 0 | 0 |
| Den 12/25 | W | 1/0 | 2 | 2 | 0 | 0.0 | 0 | 0 | 0 | 0 | 0 | 0 | 0 | 0 | 0 | 0 |
| at LAC 1/1/23 | L | 1/0 | 1 | 1 | 0 | 0.0 | 0 | 0 | 0 | 0 | 0 | 0 | 0 | 0 | 0 | 0 |
| at Sea 1/8/23 | L | 1/0 | 0 | 0 | 0 | 0.0 | 0 | 0 | 0 | 0 | 0 | 0 | 0 | 0 | 0 | 0 |
| Totals | 5-12 | 9/1 | 8 | 5 | 3 | 0.0 | 0 | 0 | 0 | 0 | 0 | 0 | 0 | 0 | 0 | 0 |


2021 Los Angeles Rams

| Game | W/L | P/S | T | S | A | Sk | Yds | PD | FF | FR | Yds | TD |
|---------------|-------------|-------------|----------|----------|----------|----------|----------|----------|----------|----------|----------|----------|
| Chi 9/12 | W | | | | | Inactive | | | | | | |
| at Ind 9/19 | W | | | | | Inactive | | | | | | |
| TB 9/26 | W | | | | | Inactive | | | | | | |
| Ari 10/3 | L | | | | | Inactive | | | | | | |
| at Sea 10/7 | W | | | | | Inactive | | | | | | |
| at NYG 10/17 | W | | | | | Inactive | | | | | | |
| Det 10/24 | W | | | | | Inactive | | | | | | |
| at Hou 10/31 | W | 1/0 | 0 | 0 | 0 | 0 | 0 | 0 | 0 | 0 | 0 | 0 |
| Ten 11/7 | L | 1/0 | 0 | 0 | 0 | 0 | 0 | 0 | 0 | 0 | 0 | 0 |
| at SF 11/15 | L | 1/0 | 0 | 0 | 0 | 0 | 0 | 0 | 0 | 0 | 0 | 0 |
| at GB 11/28 | L | 1/0 | 0 | 0 | 0 | 0 | 0 | 0 | 0 | 0 | 0 | 0 |
| Jax 12/5 | W | 1/0 | 1 | 0 | 1 | 0 | 0 | 0 | 0 | 0 | 0 | 0 |
| at Ari 12/13 | W | 1/1 | 0 | 0 | 0 | 0 | 0 | 0 | 0 | 0 | 0 | 0 |
| Sea 12/21 | W | 1/1 | 0 | 0 | 0 | 0 | 0 | 0 | 0 | 0 | 0 | 0 |
| at Min 12/26 | W | 1/0 | 0 | 0 | 0 | 0 | 0 | 0 | 0 | 0 | 0 | 0 |
| at Bal | W | 1/0 | 0 | 0 | 0 | 0 | 0 | 0 | 0 | 0 | 0 | 0 |
| SF 1/9/22 | L | 1/0 | 0 | 0 | 0 | 0 | 0 | 0 | 0 | 0 | 0 | 0 |
| Totals | 12-5 | 10/0 | 1 | 0 | 1 | 0 | 0 | 0 | 0 | 0 | 0 | 0 |

2021 Postseason

| Game | W/L | P/S | T | S | A | Sk | Yds | PD | FF | FR | Yds | TD |
|----------------|------------|------------|----------|----------|----------|----------|----------|----------|----------|----------|----------|----------|
| Ari 1/17/22* | W | 1/0 | 0 | 0 | 0 | 0 | 0 | 0 | 0 | 0 | 0 | 0 |
| at TB 1/23/22^ | W | 1/0 | 0 | 0 | 0 | 0 | 0 | 0 | 0 | 0 | 0 | 0 |
| SF 1/30/22 ~ | W | 1/0 | 0 | 0 | 0 | 0 | 0 | 0 | 0 | 0 | 0 | 0 |
| Cin 2/13/22 + | W | | | | | Inactive | | | | | | |
| Totals | 3-0 | 3/0 | 0 | 0 | 0 | 0 | 0 | 0 | 0 | 0 | 0 | 0 |

* Denotes NFC Wild Card Game, ^ Denotes NFC Divisional Round, ~ Denotes NFC Championship, + Denotes Super Bowl



Bobby Brown III, Collegiate Statistics



Regular Season

| Year | Team | Games | Tackles | | Asst. | Sacks | Yards | Interceptions | | | TD | PD | Fumbles | |
|---------------|-----------|-----------|-----------|-----------|-----------|------------|-------------|---------------|----------|----------|----------|----------|----------|----------|
| | | | Total | Solo | | | | Int. | Yards | Long | | | FF | FR |
| 2018 | Texas A&M | 13 | 14 | 5 | 9 | 0.0 | 0.0 | 0 | 0 | 0 | 0 | 0 | 0 | 0 |
| 2019 | Texas A&M | 13 | 21 | 8 | 13 | 0.5 | 5.0 | 0 | 0 | 0 | 0 | 1 | 0 | 0 |
| 2020 | Texas A&M | 9 | 22 | 10 | 12 | 5.5 | 34.0 | 0 | 0 | 0 | 0 | 0 | 0 | 0 |
| Totals | | 35 | 57 | 23 | 34 | 6.0 | 39.0 | 0 | 0 | 0 | 0 | 1 | 0 | 0 |



60 Logan Bruss



Offensive Guard • Wisconsin • Kimberly, WI

Ht./Wt.: 6-5/309

NFL Exp.: 3 (3rd Rams)

GP/GS, (Playoffs): 0/0, (0/0)

Birth Date: 10/6/1998

Acquired: D3-'22 (No. 104 Overall)

Transactions: Signed to the Los Angeles Rams practice squad (8/30/23)...Waived by the Rams (8/29/23)...Placed on the Rams injured reserve list (8/30/22)...Selected by the Rams in the third round (104th overall) of the 2022 NFL Draft (4/29/22).

College: Earned All-Big Ten Second-Team his senior year in 2021 and All-Big Ten Third-Team his junior year in 2020. Was an Academic All-Big Ten honoree each of his four seasons at Wisconsin. Bruss appeared in 41 games (34 starts), including 25 starts at right tackle and six at right guard. In 2021, Bruss started nine games at right tackle and helped pave the way for the second-best rushing offense in the Big Ten. During the 2020 season, Bruss started all six games played, beginning the season at right tackle before starting five straight games at right guard. In 2019, he played in 13 games (13 starts) with 12 starts at right tackle. Bruss appeared in 13 games (six starts) in 2018.



Personal: Bruss was a three-star recruit coming out of high school according to *ESPN*, *Rivals*, *Scout* and *247 Sports*. He was a unanimous First-Team all-state selection two consecutive years as a senior and junior. Bruss was a two-time all-state selection by the Wisconsin Football Coaches Assoc. and was a finalist for the Joe Thomas Award presented to the state's top senior offensive lineman. Additionally, Bruss was the FOX Valley Assoc. North Division's Offensive Lineman of the Year his junior and senior year and was Second-Team all-conference as a sophomore. Bruss was a multi-sport athlete that was a three-year letter winner in track, earning all-conference honors in the discus and played basketball.



Bruss' Career Games/Starts:

| Year | Teams | GP/GS |
|-------------------|------------------|------------|
| 2022 | Los Angeles Rams | 0/0 |
| 2023 | Los Angeles Rams | 0/0 |
| Totals | | 0/0 |
| Postseason | | 0/0 |

Bruss' Career Collegiate Games/Starts:

| Year | Teams | GP/GS |
|---------------|-------------------|--------------|
| 2017 | Wisconsin Badgers | Redshirt |
| 2018 | Wisconsin Badgers | 13/6 |
| 2019 | Wisconsin Badgers | 13/13 |
| 2020 | Wisconsin Badgers | 6/6 |
| 2021 | Wisconsin Badgers | 9/9 |
| Totals | | 41/34 |





22 Blake Corum



Running Back • Michigan • Marshall, VA

Ht./Wt.: 5-8/213
 NFL Exp.: 1 (1st Rams)
 GP/GS, (Playoffs): 0/0, (0/0)
 Birth Date: 11/25/2000
 Acquired: D3-'24 (No. 83 Overall)

Transactions: Selected by the Los Angeles Rams in the third round (83 overall) of the 2024 NFL Draft (4/26/24).

College: As a senior in 2023, he started all 15 games and led the team with 258 rushes for 1,245 yards and 27 touchdowns to go along with 16 catches for 117 yards and one touchdown. He set the single-season rushing touchdown record at Michigan and the all-eras single-season total touchdown record (28) last season. Corum finished ninth in Heisman Trophy voting and was a Third-Team All-American (AP), the Comeback Player of the Year, a Doak Walker Award semifinalist, a Wueffel Trophy finalist, and the Ameche-Dayne Big Ten Running Back of the Year for the second straight season. Corum was the only player in the FBS to score in every single game during the 2023 season and had 11 multi-touchdown games. He was voted a team captain, Michigan's Big Ten Medal of Honor recipient and AFCA Good Works Team Captain, and the Offensive MVP of the National Championship Game in 2023. In 2022 as a junior, Corum started all 12 games he appeared in and totaled 247 rushes for a career-best 1,463 yards and 18 touchdowns to go along with 11 catches for 80 yards and a touchdown. His rushing yards mark in 2022 ranked eighth in program history and his touchdown mark tied for third in Michigan history. Corum was a top-10 Heisman Trophy finisher, a unanimous First-Team All-American, a Doak Walker Award finalist, and a consensus First-Team All-Big Ten selection. He also was a semifinalist for the Maxwell Award, the Walter Camp Player of the Year, and the Jason Witten Collegiate Man of the Year in 2022. As a sophomore in 2021, he was a Third-Team All-Big Ten selection (coaches) and a Paul Hornung Award semifinalist after playing in 12 games and notching 143 carries for 952 yards and 11 touchdowns to go along with 24 receptions for 141 yards and one touchdown. In 2020 as a freshman, Corum appeared in six games (one start) at running back and on special teams and tallied 26 carries for 77 yards and two touchdowns to go along with five catches for 73 yards.



Personal: Corum was the 2019 Gatorade Player of the Year in the state of Maryland following his senior high school season. He was a consensus four-star prospect and was the no.8 ranked running back nationally, according to *Rivals*. He helped St. Frances to an 11-1 season in 2019 and the no.3 rank in *High School Football America's* national rankings. Corum was enrolled in the School of Kinesiology and majored in Sport Management at Michigan.



Blake Corum, Collegiate Statistics



| Year | Team | Games | No. | Regular Season | | | | Rushing | | | | |
|---------------|----------|-----------|-----------|-----------------|------------|-------------|----------|------------|--------------|------------|-------------|-----------|
| | | | | Receiving Yards | Avg. | Long | TD | Att. | Yards | Avg. | Long | TD |
| 2020 | Michigan | 6 | 5 | 73 | 14.6 | 24.0 | 0 | 26 | 77 | 3.0 | 15.0 | 2 |
| 2021 | Michigan | 12 | 24 | 141 | 5.9 | 14.0 | 1 | 143 | 952 | 6.7 | 67.0 | 11 |
| 2022 | Michigan | 12 | 11 | 80 | 7.3 | 41.0 | 1 | 247 | 1,463 | 5.9 | 61.0 | 18 |
| 2023 | Michigan | 15 | 16 | 117 | 7.3 | 27.0 | 1 | 258 | 1,245 | 4.8 | 59.0 | 27 |
| Totals | | 45 | 56 | 411 | 7.3 | 41.0 | 3 | 674 | 3,737 | 5.5 | 67.0 | 58 |



3 Kamren Curl



Defensive Back • Arkansas • Muskogee, Okla.

Ht./Wt.: 6-1/205

NFL Exp.: 5 (1st Rams)

GP/GS, (Playoffs): 60/53 (1/1)

Birth Date: 3/3/1999

Acquired: FA-'24

Transactions: Signed with the Los Angeles Rams as a free agent (3/18/24)...Selected by the Washington Commanders in the seventh round (216th overall) of the 2020 NFL Draft.

NFL Career:

- Has appeared in 60 career regular season games (53 starts) and recorded 384 tackles (256 solo), three interceptions with 88 return yards, 15 tackles for loss, one forced fumble, two fumble recoveries, one defensive touchdown, 14 passes defended, nine pass breakups, 5.0 sacks, 22 pressures, 12 quarterback hits and 11 hurries.
- Has played in one postseason contest (one start) and notched seven tackles (four solo) in the Wild Card Round against the Tampa Bay Buccaneers in 2020.
- Recorded a career-high in tackles (115) and tied a career-best in pass breakups (five) during the 2023 season.
- Allowed a 66.7 completion percentage as the primary defender in 2023, according to *TruMedia*.
- Notched a career-high 12 tackles (nine solo), in Week 4 against the Eagles in 2023.
- Has recorded double-digit tackles in eight regular season games during his career.
- Was the second-highest graded safety in the NFL with a 82.9 defensive grade (minimum 262 snaps) in 2022, according to *Pro Football Focus*.
- His three interceptions as a rookie in 2020 were the most by a Commanders rookie since 2008.
- His 76 interception return yards in Week 13 of the 2020 season were the second-most in a single game for a rookie in Washington franchise history.
- Recorded a sack in back-to-back games in Weeks 9-10 during his rookie campaign in 2020.

College: Curl played collegiately at Arkansas (2017-19), where he appeared in 34 games and recorded 175 tackles (105 solo), 2.0 sacks, two interceptions, 15 passes defended, two fumble recoveries, and three forced fumbles. In 2019 as a junior, he started all 11 games played at strong safety. He played 789 snaps, with 682 coming on defense, the third-most of any Razorback that season. He finished fourth on the team in tackles (76) to go along with four tackles for loss, 2.0 sacks, two pass breakups, two interceptions, two fumbles recoveries and two forced fumbles. He was the first player in the NCAA that season to record a sack, interception, and score a touchdown on a fumble recovery, accomplishing the feat in the first two weeks of the season. Curl recorded double-digit sacks on two occasions that season. He started all 11 games played in 2018 as a sophomore and finished fourth on the team in tackles (53) to go along with five pass breakups and one forced fumble. In 2017 as a freshman, Curl started 11 games at cornerback and played the second-most snaps among all SEC true freshman at that position (690). He finished sixth on the team in tackles (46) and tied for the team-lead in pass breakups (eight), which were the most by an Arkansas freshman since 2001. Curl broke up at least one pass in six games that season.



Personal: Curl was a consensus three-star prospect coming out of high school according to *ESPN*, *Rivals*, *Scout* and *247Sports*. Two of his three interceptions as a senior were returned for touchdowns and he notched 89 tackles and six pass breakups. Curl guided his team to a 9-2 record and the Class 6II semifinal. As a senior, Curl also notched 46 catches for 533 yards and six touchdowns on offense. He was named to the Muskogee Phoenix All-Area team as a defensive back and to Scout's All-Midlands team as a sophomore. Curl also competed in track and field. He chose Arkansas over schools such as Oklahoma, Ole Miss, Texas, TCU, Baylor, Nebraska, Houston, Texas Tech, Washington State, Illinois and others. He majored in Communications and has two sisters.





Kamren Curl, NFL Statistics



Regular Season

| Year | Team | G/S | Tackles | | | Sacks | Yards | Int. | Interceptions | | | PD | Fumbles | | |
|---------------|------------|--------------|------------|------------|------------|------------|------------|----------|---------------|-----------|----------|-----------|----------|----------|----------|
| | | | Total | Solo | Asst. | | | | Yards | Long | TD | | FF | FR | Yards |
| 2020 | Commanders | 16/11 | 88 | 63 | 25 | 2.0 | 0.0 | 3 | 88 | 76 | 1 | 4 | 0 | 0 | 0 |
| 2021 | Commanders | 16/14 | 99 | 62 | 37 | 1.0 | 0.0 | 0 | 0 | 0 | 0 | 5 | 0 | 1 | 0 |
| 2022 | Commanders | 12/12 | 83 | 58 | 25 | 1.0 | 0.0 | 0 | 0 | 0 | 0 | 0 | 0 | 0 | 0 |
| 2023 | Commanders | 16/16 | 115 | 74 | 41 | 1.0 | 0.0 | 0 | 0 | 0 | 0 | 5 | 1 | 1 | 0 |
| Totals | | 60/53 | 385 | 257 | 128 | 5.0 | 0.0 | 3 | 88 | 76 | 1 | 14 | 1 | 2 | 0 |

Postseason

| Year | Team | G/S | Tackles | | | Sacks | Yards | Int. | Interceptions | | | PD | Fumbles | | |
|---------------|------------|------------|----------|----------|----------|------------|------------|----------|---------------|----------|----------|----------|----------|----------|----------|
| | | | Total | Solo | Asst. | | | | Yards | Long | TD | | FF | FR | Yards |
| 2020 | Commanders | 1/1 | 7 | 4 | 3 | 0.0 | 0.0 | 0 | 0 | 0 | 0 | 0 | 0 | 0 | 0 |
| Totals | | 1/1 | 7 | 4 | 3 | 0.0 | 0.0 | 0 | 0 | 0 | 0 | 0 | 0 | 0 | 0 |





Kamren Curl, Game-By-Game



2023 Washington Commanders

| Game | W/L | P/S | T | S | A | Sk | Yds | Int | Yds | Lg | TD | PD | FF | FR |
|---------------|-------------|--------------|------------|-----------|-----------|------------|------------|----------|----------|----------|----------|----------|----------|----------|
| Ari 9/10 | W | 1/1 | 10 | 6 | 4 | 0.0 | 0.0 | 0 | 0 | 0 | 0 | 1 | 0 | 0 |
| at Den 9/17 | W | 1/1 | 9 | 4 | 5 | 0.0 | 0.0 | 0 | 0 | 0 | 0 | 0 | 0 | 0 |
| Buf 9/24 | L | 1/1 | 6 | 4 | 2 | 0.0 | 0.0 | 0 | 0 | 0 | 0 | 0 | 0 | 0 |
| at Phi 10/1 | L | 1/1 | 12 | 9 | 3 | 0.0 | 0.0 | 0 | 0 | 0 | 0 | 0 | 0 | 0 |
| Chi 10/5 | L | 1/1 | 7 | 4 | 3 | 0.0 | 0.0 | 0 | 0 | 0 | 0 | 0 | 0 | 0 |
| at Atl 10/15 | W | 1/1 | 11 | 8 | 3 | 0.0 | 0.0 | 0 | 0 | 0 | 0 | 2 | 0 | 0 |
| at NYG 10/22 | L | 1/1 | 3 | 1 | 2 | 0.0 | 0.0 | 0 | 0 | 0 | 0 | 0 | 0 | 0 |
| Phi 10/29 | L | 1/1 | 7 | 5 | 2 | 1.0 | 0.0 | 0 | 0 | 0 | 0 | 1 | 1 | 0 |
| at NE 11/5 | W | 1/1 | 6 | 4 | 2 | 0.0 | 0.0 | 0 | 0 | 0 | 0 | 0 | 0 | 0 |
| at Sea 11/12 | L | 1/1 | 10 | 7 | 3 | 0.0 | 0.0 | 0 | 0 | 0 | 0 | 0 | 0 | 0 |
| NYG 11/19 | L | 1/1 | 7 | 4 | 3 | 0.0 | 0.0 | 0 | 0 | 0 | 0 | 0 | 0 | 0 |
| at Dal 11/23 | L | 1/1 | 5 | 4 | 1 | 0.0 | 0.0 | 0 | 0 | 0 | 0 | 0 | 0 | 0 |
| Mia 12/3 | L | 1/1 | 4 | 4 | 0 | 0.0 | 0.0 | 0 | 0 | 0 | 0 | 0 | 0 | 0 |
| at LAR 12/17 | L | 1/1 | 5 | 1 | 4 | 0.0 | 0.0 | 0 | 0 | 0 | 0 | 0 | 0 | 1 |
| at NYJ 12/24 | L | 1/1 | 4 | 3 | 1 | 0.0 | 0.0 | 0 | 0 | 0 | 0 | 1 | 0 | 0 |
| SF 12/31 | L | 1/1 | 9 | 6 | 3 | 0 | 0.0 | 0 | 0 | 0 | 0 | 0 | 0 | 0 |
| Dal 1/7 | L | | | | | Inactive | | | | | | | | |
| Totals | 4-14 | 16/16 | 115 | 74 | 41 | 1.0 | 0.0 | 0 | 0 | 0 | 0 | 5 | 1 | 1 |



2021 Washington Commanders

| Game | W/L | P/S | T | S | A | Sk | Yds | Int | Yds | Lg | TD | PD | FF | FR |
|---------------|-------------|--------------|-----------|-----------|-----------|--------------|------------|----------|----------|----------|----------|----------|----------|----------|
| LAC 9/12 | L | 1/1 | 3 | 3 | 0 | 0.0 | 0.0 | 0 | 0 | 0 | 0 | 1 | 0 | 0 |
| NYG 9/16 | W | 1/1 | 3 | 2 | 1 | 0.0 | 0.0 | 0 | 0 | 0 | 0 | 0 | 0 | 0 |
| at Buf 9/26 | L | 1/0 | 9 | 4 | 5 | 0.0 | 0.0 | 0 | 0 | 0 | 0 | 0 | 0 | 0 |
| at Atl 10/3 | W | 1/1 | 5 | 3 | 2 | 0.0 | 0.0 | 0 | 0 | 0 | 0 | 0 | 0 | 0 |
| NO 10/10 | L | 1/1 | 3 | 1 | 2 | 0.0 | 0.0 | 0 | 0 | 0 | 0 | 1 | 0 | 0 |
| KC 10/17 | L | 1/1 | 9 | 7 | 2 | 0.0 | 0.0 | 0 | 0 | 0 | 0 | 0 | 0 | 1 |
| at GB 10/24 | L | 1/1 | 6 | 5 | 1 | 0.0 | 0.0 | 0 | 0 | 0 | 0 | 0 | 0 | 0 |
| at Den 10/31 | L | 1/1 | 7 | 5 | 2 | 0.0 | 0.0 | 0 | 0 | 0 | 0 | 0 | 0 | 0 |
| TB 11/14 | W | 1/1 | 8 | 4 | 4 | 0.0 | 0.0 | 0 | 0 | 0 | 0 | 1 | 0 | 0 |
| at Car 11/21 | W | 1/1 | 8 | 7 | 1 | 0.0 | 0.0 | 0 | 0 | 0 | 0 | 0 | 0 | 0 |
| Sea 11/29 | W | 1/1 | 4 | 4 | 0 | 1.0 | 0.0 | 0 | 0 | 0 | 0 | 0 | 0 | 0 |
| at LV 12/5 | W | 1/1 | 5 | 3 | 2 | 0.0 | 0.0 | 0 | 0 | 0 | 0 | 1 | 0 | 0 |
| Dal 12/12 | L | 1/0 | 8 | 3 | 5 | 0.0 | 0.0 | 0 | 0 | 0 | 0 | 0 | 0 | 0 |
| at Phi 12/21 | L | | | | | Did Not Play | | | | | | | | |
| at Dal 12/26 | L | 1/1 | 8 | 4 | 4 | 0.0 | 0.0 | 0 | 0 | 0 | 0 | 0 | 0 | 0 |
| Phi 1/2 | L | 1/1 | 10 | 6 | 4 | 0.0 | 0.0 | 0 | 0 | 0 | 0 | 0 | 0 | 0 |
| at NYG 1/9 | W | 1/1 | 3 | 1 | 2 | 0 | 0.0 | 0 | 0 | 0 | 0 | 1 | 0 | 0 |
| Totals | 7-10 | 16/14 | 99 | 62 | 37 | 1.0 | 0.0 | 0 | 0 | 0 | 0 | 5 | 1 | 0 |



2022 Washington Commanders

| Game | W/L | P/S | T | S | A | Sk | Yds | Int | Yds | Lg | TD | PD | FF | FR |
|---------------|--------------|--------------|-----------|-----------|-----------|------------|------------|----------|----------|----------|----------|----------|----------|----------|
| Jax 9/11 | W | | | | | Inactive | | | | | | | | |
| at Det 9/18 | L | | | | | Inactive | | | | | | | | |
| Phi 9/25 | L | 1/1 | 8 | 5 | 3 | 0.0 | 0.0 | 0 | 0 | 0 | 0 | 0 | 0 | 0 |
| at Dal 10/2 | L | 1/1 | 7 | 5 | 2 | 0.0 | 0.0 | 0 | 0 | 0 | 0 | 0 | 0 | 0 |
| Ten 10/9 | L | 1/1 | 2 | 2 | 0 | 0.0 | 0.0 | 0 | 0 | 0 | 0 | 0 | 0 | 0 |
| at Chi 10/13 | W | 1/1 | 5 | 5 | 0 | 0.0 | 0.0 | 0 | 0 | 0 | 0 | 0 | 0 | 0 |
| GB 10/23 | W | 1/1 | 7 | 5 | 2 | 1.0 | 0.0 | 0 | 0 | 0 | 0 | 0 | 0 | 0 |
| Ind 10/30 | W | 1/1 | 5 | 3 | 2 | 0.0 | 0.0 | 0 | 0 | 0 | 0 | 0 | 0 | 0 |
| Min 11/6 | L | 1/1 | 11 | 8 | 3 | 0.0 | 0.0 | 0 | 0 | 0 | 0 | 0 | 0 | 0 |
| at Phi 11/14 | W | 1/1 | 5 | 3 | 2 | 0.0 | 0.0 | 0 | 0 | 0 | 0 | 0 | 0 | 0 |
| at Hou 11/20 | W | 1/1 | 7 | 4 | 3 | 0.0 | 0.0 | 0 | 0 | 0 | 0 | 0 | 0 | 0 |
| Atl 11/27 | W | 1/1 | 8 | 6 | 2 | 0.0 | 0.0 | 0 | 0 | 0 | 0 | 0 | 0 | 0 |
| at NYG 12/4 | T | 1/1 | 11 | 9 | 2 | 0.0 | 0.0 | 0 | 0 | 0 | 0 | 0 | 0 | 0 |
| NYG 12/18 | L | 1/1 | 7 | 3 | 4 | 0.0 | 0.0 | 0 | 0 | 0 | 0 | 0 | 0 | 0 |
| at SF 12/24 | L | | | | | Inactive | | | | | | | | |
| Cle 1/1 | L | | | | | Inactive | | | | | | | | |
| Dal 1/8 | W | | | | | Inactive | | | | | | | | |
| Totals | 8-8-1 | 12/12 | 83 | 58 | 25 | 1.0 | 0.0 | 0 | 0 | 0 | 0 | 0 | 0 | 0 |



2020 Washington Commanders

| Game | W/L | P/S | T | S | A | Sk | Yds | Int | Yds | Lg | TD | PD | FF | FR |
|---------------|------------|--------------|-----------|-----------|-----------|------------|------------|----------|-------------|-----------|----------|----------|----------|----------|
| Phi 9/13 | W | 1/0 | 3 | 2 | 1 | 0.0 | 0.0 | 0 | 0 | 0 | 0 | 0 | 0 | 0 |
| at Ari 9/20 | L | 1/0 | 2 | 2 | 0 | 0.0 | 0.0 | 0 | 0 | 0 | 0 | 0 | 0 | 0 |
| at Cle 9/27 | L | 1/0 | 2 | 2 | 0 | 0.0 | 0.0 | 0 | 0 | 0 | 0 | 0 | 0 | 0 |
| Bal 10/4 | L | 1/1 | 3 | 1 | 2 | 0.0 | 0.0 | 0 | 0 | 0 | 0 | 0 | 0 | 0 |
| LAR 10/11 | L | 1/1 | 3 | 1 | 2 | 0.0 | 0.0 | 0 | 0 | 0 | 0 | 0 | 0 | 0 |
| at NYG 10/18 | L | 1/0 | 1 | 1 | 0 | 0.0 | 0.0 | 0 | 0 | 0 | 0 | 0 | 0 | 0 |
| Dal 10/25 | W | 1/0 | 3 | 3 | 0 | 0.0 | 0.0 | 0 | 0 | 0 | 0 | 0 | 0 | 0 |
| NYG 11/8 | L | 1/1 | 11 | 6 | 5 | 1.0 | 0.0 | 0 | 0 | 0 | 0 | 0 | 0 | 0 |
| at Det 11/15 | L | 1/1 | 9 | 6 | 3 | 1.0 | 0.0 | 0 | 0 | 0 | 0 | 0 | 0 | 0 |
| Cin 11/22 | W | 1/1 | 9 | 5 | 4 | 0.0 | 0.0 | 0 | 0 | 0 | 0 | 0 | 0 | 0 |
| at Dal 11/26 | W | 1/1 | 8 | 5 | 3 | 0.0 | 0.0 | 0 | 0 | 0 | 0 | 0 | 0 | 0 |
| at Pit 12/7 | W | 1/1 | 8 | 7 | 1 | 0.0 | 0.0 | 0 | 0 | 0 | 0 | 0 | 0 | 0 |
| at SF 12/13 | W | 1/1 | 7 | 7 | 0 | 0.0 | 0.0 | 1 | 76.0 | 76 | 1 | 2 | 0 | 0 |
| Sea 12/20 | L | 1/1 | 8 | 6 | 2 | 0.0 | 0.0 | 0 | 0 | 0 | 0 | 0 | 0 | 1 |
| Car 12/27 | L | 1/1 | 8 | 6 | 2 | 0.0 | 0.0 | 1 | 12.0 | 0 | 0 | 1 | 0 | 0 |
| at Phi 1/3 | W | 1/1 | 3 | 3 | 0 | 0.0 | 0.0 | 1 | 0.0 | 0 | 0 | 1 | 0 | 0 |
| Totals | 7-9 | 16/14 | 88 | 63 | 25 | 2.0 | 0.0 | 3 | 29.3 | 76 | 1 | 4 | 0 | 0 |

2020 Postseason

| Game | W/L | P/S | T | S | A | Sk | Yds | Int | Yds | Lg | TD | PD | FF | FR |
|---------------|------------|------------|----------|----------|----------|------------|------------|----------|----------|----------|----------|----------|----------|----------|
| TB* 1/9/21 | L | 1/1 | 7 | 4 | 3 | 0.0 | 0.0 | 0 | 0 | 0 | 0 | 0 | 0 | 0 |
| Totals | 0-1 | 1/1 | 7 | 4 | 3 | 0.0 | 0.0 | 0 | 0 | 0 | 0 | 5 | 1 | 1 |

* Denotes NFC Wild Card Game



90 Tyler Davis

Defensive Lineman • Clemson • Apopka, FL

Ht./Wt.: 6-2/300

NFL Exp.: 1 (1st Rams)

GP/GS, (Playoffs): 0/0

Birth Date: 11/1/2000

Acquired: D6-'24 (No. 196 Overall)

Transactions: Selected by the Los Angeles Rams in the sixth round (196th overall) of the 2024 NFL Draft (4/27/24).

College: Davis became Clemson's first defensive player to be a four-time All-ACC selection, including three consecutive First-Team honors from 2021-23. Including offensive players and specialists, he became the fifth player in school history to be a four-time All-ACC honoree. Davis passed Christian Wilkins, Dexter Lawrence and William Perry for the most career All-ACC selections by a defensive tackle in Clemson history. As a senior in 2023, Davis broke Wilkins' record for starts by a defensive tackle and went on to set the Clemson record for career starts by a defensive player (52). He finished his collegiate career tied with Kicker Chandler Catanzaro for the fourth-most career starts in Clemson history for all positions. He started his first career game as a freshman in 2019 and became a key interior player for Clemson's defense ever since. Davis was voted as a team captain his final two seasons at Clemson. His senior season in 2023, Davis played in 13 games and was credited with 45 tackles, 3.5 tackles for loss, 0.5 sacks in 467 snaps played. As a junior in 2022, he was a Bednarik Award semifinalist and started 11-of-12 games played in which he appeared. Davis finished the season with 27 tackles, 9.5 tackles for loss, 5.5 sacks, a pass breakup and a fumble recovery in 495 snaps played. He also finished second on the team with 15 pressures that season. In 2021, Davis started eight of nine games played and was credited with 27 tackles, 2.5 tackles for loss, 2.5 sacks, and a fumble recovery in 321 snaps played. He battled injury during the 2020 season, in which he recorded 17 tackles, 5.0 tackles for loss, 2.0 sacks and a pass breakup in 196 snaps played. He started all seven games that he appeared in as a sophomore. Davis was a Second-Team All-ACC selection as a freshman in 2019 after finishing with 51 tackles, 9.0 tackles for loss, 5.5 sacks, two pass breakups, and a fumble recovery in 539 snaps played. He started appeared in 15 games (13 starts), which was the most by a true freshman defensive lineman in school history, and led all true freshman interior linemen in the country in sacks. He became the first true freshman defensive tackle to start a season opener for Clemson since 1974.



Personal: Davis was rated as the no.60 overall player in the nation, the seventh-best defensive tackle and prospect in the state of Florida by *ESPN*, and a consensus four-star prospect coming out of high school. He played his high school football at Wekiva High for Rich Bedesem and helped the team to an 11-2 record and a top 10 ranking in the state of Florida. Davis earned his degree in management and added a certificate in athletic leadership.



Tyler Davis, Collegiate Statistics



| Year | Team | GP | Regular Season | | | | | Interceptions | | | | Fumbles | | | |
|---------------|---------|-----------|----------------|-----------|-----------|-------------|-------------|---------------|----------|----------|----------|----------|----------|----------|----------|
| | | | Tackles | Sacks | TFLs | Int. | Yards | Long | TD | PD | FF | FR | Yards | | |
| | | | Total | Solo | Asst. | | | | | | | | | | |
| 2019 | Clemson | 15 | 43 | 20 | 23 | 5.5 | 9 | 0 | 0 | 0 | 0 | 2 | 0 | 1 | 0 |
| 2020 | Clemson | 7 | 13 | 10 | 3 | 2.0 | 5 | 0 | 0 | 0 | 0 | 0 | 0 | 0 | 0 |
| 2021 | Clemson | 9 | 23 | 8 | 15 | 2.5 | 2.5 | 0 | 0 | 0 | 0 | 0 | 0 | 1 | 0 |
| 2022 | Clemson | 12 | 31 | 14 | 17 | 5.5 | 9.5 | 0 | 0 | 0 | 0 | 1 | 0 | 1 | 0 |
| 2023 | Clemson | 3 | 34 | 12 | 22 | 0.5 | 3.5 | 0 | 0 | 0 | 0 | 0 | 0 | 0 | 0 |
| Totals | | 56 | 144 | 64 | 80 | 16.0 | 29.5 | 0 | 0 | 0 | 0 | 3 | 0 | 3 | 0 |



67 Justin Dedich



Offensive Lineman • USC • Temecula, CA

Ht./Wt.: **6-2/300**
 NFL Exp.: **R (1st Rams)**
 GP/GS, (Playoffs): **0/0, (0/0)**
 Birth Date: **4/21/2000**
 Acquired: **UDFA-'24**

Transactions: Signed with the Los Angeles Rams as an undrafted free agent (5/2/24).

College: Dedich appeared in 35 games (20 starts) during his career with the Trojans. He started 10 games at right guard, six at left guard, and four at center. Dedich returned to center his redshirt senior year in 2023. He started all 13 games he appeared in the previous year as a redshirt senior in 2022. Dedich started 11 games at right guard and one game at left guard and center. He earned *Pro Football Focus* All-American Third-Team honors and was an All-Pac-12 honorable mention. According to *PFF*, Dedich was the seventh-highest-graded guard in the nation in 2022. He appeared in 12 games as a junior in 2021 and saw action primarily at right guard with substituted snaps at center. Dedich started the last four games at left guard that season. He earned *PFF* All-Pac-12 honorable mention and won USC's Co-Lifters Award. In 2020 as a redshirt sophomore, Dedich appeared in two games. He was a backup center as a redshirt freshman in 2019 until he was moved into the starting role for the last two regular season games. Dedich appeared in seven games that season. He elected to redshirt his first year on campus in 2018.

Personal: Dedich earned accolades such as *PrepStar* All-American, *Max Preps* All-American Second-Team, *USA Today* All-California First-Team, All-CIF Division 5, *LA Times* All-Area and *Riverside Press-Enterprise* All-Area First-Team honors during his high school career. A two-way lineman as a senior, he primarily played center on offense at Caparral High in Temecula. In 2017 as a senior, Dedich had 15 tackles with 2.5 sacks and a forced fumble on defense, despite playing most of his snaps on offense. As a junior in 2016, he made Cal-HI Sports All-State Junior First-Team and *Riverside Press-Enterprise* All-Area Second-Team. Dedich also played soccer at Chaparral, with a 1.333 goals against average as a goalkeeper. He earned his bachelor's degree in Human Biology at USC in the fall of 2021 and is in pursuit of a master's degree in Dietetics and Food Service.



Dedich's Career Games/Starts:

| Year | Team | GP/GS |
|---------------|-------------|--------------|
| 2018 | USC Trojans | 1/0 |
| 2019 | USC Trojans | 7/2 |
| 2020 | USC Trojans | 2/0 |
| 2021 | USC Trojans | 12/4 |
| 2022 | USC Trojans | 13/13 |
| 2023 | USC Trojans | 13/13 |
| Totals | | 48/20 |



69 Kevin Dotson



Offensive Lineman • Louisiana-Lafayette • Iberville Parish, LA

Ht./Wt.: 6-4/321
 NFL Exp.: 5 (2nd Rams)
 GP/GS, (Playoffs): 53/44, (2/1)
 Birth Date: 9/18/1996
 Acquired: T(PIT)-'23

Transactions: Traded to the Los Angeles Rams (8/28/23)... Placed on the Pittsburgh Steelers' injured reserve list (11/20/21)... Draft by the Steelers in the fourth round (135th overall) of the 2020 NFL Draft.

NFL Career:

- Has started 44-of-53 regular season games and registered 2,822 snaps. Has also appeared in two postseason contests (one start).
- Started 14 games for the Rams in 2023 and played 839 snaps. Finished the 2023 season with the sixth-best offensive grade (85.2) and the eighth-best run blocking grade (88.8) among offensive linemen.
- Was the highest-graded guard in the NFL through Week 10 (84.0) of the 2023 season, according to *Pro Football Focus*.
- In Week 12 of the 2023 season, he played 63-of-66 offensive plays and did not allow a sack, pressure, hurry, or quarterback hit.
- Made his first career postseason start in the Wild Card Round against the Lions in 2023.
- Started all 17 games during the 2022 campaign and played more than 1,100 snaps on offense.
- Started all nine games played in 2021 before being placed on the injured reserve list.
- Allowed no sacks, one pressure and one hurry in 342 snaps his rookie season in 2020.

College: As a senior in 2019, Dotson was one of the highest-graded offensive linemen in the nation and started in all 14 games. He was named an First-Team All-American by the *AP*, *USA Today*, *Sports Illustrated* and *Pro Football Focus*. Dotson became the second player in school history to earn AP All-America honors since 1994. He was also the first player in program history to be named a First-Team All-American by other publications and was also First-Team All-Sun Belt and First-Team All-Louisiana. He made his 52nd career start in the Lending Tree Bowl, which marked the second-most starts by an offensive lineman in 2019 and paved the way for a rushing attack that finished third nationally in yards per carry (6.3), fourth in rushing touchdowns (42), sixth in rushing yards per game (257.4) and seven in total rush yards (3,604). That group also ranked fifth nationally and first in the Sun Belt in sacks allowed (1.07) and participated in the East-West Shrine Bowl. As a junior in 2018, he started all 14 games and was an All-Sun Belt First-Team selection and helped block for three 700+ yard rushers. As a sophomore in 2017, Dotson started all 12 games at right guard and helped the Ragin' Cajuns rushing attack finish third in the conference. Dotson was named Second-Team All-Sun Belt and earned his first letter. In 2016 as a redshirt freshman, he earned the starting spot at right guard in Week 2 and played in all 13 games. Dotson was named to the Sun Belt Conference's All-Newcomer team. He was a member of the scout team during his true freshman season in 2015.

Personal: Dotson was rated the no.4 guard in the state of Louisiana by *Rivals* coming out of high school and was a three-time all-district selection. He helped lead the Green Devils to a 13-2 record and a berth in the Class 4A state semifinals. He was also named to the Class 4A All-State team and the *Nola.com/The Times Picayune* All-Baton Rouge Area Football Team. Dotson played in the Louisiana High School Coaches Association All-Star Game. His father played football at Louisiana (1995-96) and his mother ran track at McNeese. His uncles, Alvin and Dennis McKinley, played in the NFL for the Cleveland Browns and Arizona Cardinals, respectively. Dotson majored in mass communication.



Dotson's Career Games/Starts:

| Year | Team | GP/GS |
|-------------------|---------------------|--------------|
| 2020 | Pittsburgh Steelers | 13/4 |
| 2021 | Pittsburgh Steelers | 9/9 |
| 2022 | Pittsburgh Steelers | 17/17 |
| 2023 | Los Angeles Rams | 14/14 |
| Totals | | 53/44 |
| Postseason | | 2/1 |





14 Cobie Durant



Defensive Corner • South Carolina State • Lamar, SC

Ht./Wt.: 5-11/180

NFL Exp.: 3 (3rd Rams)

GP/GS, (Playoffs): 29/10 (1/1)

Birth Date: 2/9/1998

Acquired: D4-'22 (No. 142 Overall)

Transactions: Selected by the Los Angeles Rams in the fourth round (142nd overall) of the 2022 NFL Draft (4/30/22).

NFL Career:

- Has appeared in 29 games (10 starts) and recorded 58 tackles (36 solo), nine pass breakups, 11 passes defended, 1.0 sack, four pressures, one defensive touchdown, one tackle for loss, three quarterback hits, one hurry, and three interceptions.
- Started in the Wild Card Round matchup against the Detroit Lions during the 2023 season and notched four tackles (three solo).
- Played in 13 games with one start as a rookie in 2022. Made his NFL debut on special teams in Week 1 against Buffalo.
- Led the NFL in interception return yards as a rookie (151).
- In Week 2 against the Atlanta Falcons, Durant became the first Rams rookie, and eighth player in NFL history, to record a sack and interception in the same game within their first two NFL games.
- Recorded his first career start in Week 15 against Green Bay in 2022.
- Was voted as the 2022 Carroll Rosenbloom Memorial Award winner by Rams players, honoring the team's rookie of the year.

College: After his high school graduation, Durant spent a year at Palmetto Prep Academy before he walked on to South Carolina State in 2018. Not too long into his collegiate career, Durant received a scholarship to play as a Bulldog and saw playing time in his first season. He became a permanent starter during the 2019 season and was selected Second-Team All-MEAC. In his 2021 season, Durant was a First-Team Associated Press FCS All-American selection. He led his team with three interceptions and twelve pass breakups while making 12 starts in his last season as a Bulldog. Overall, he accumulated 38 total tackles and capped the season off with a Cricket Celebration Bowl Dennis Thomas Defensive MVP recognition in a win over Jackson state.



Personal: Cobie Durant was born on February 9, 1998. Durant's passion for football originated from his cousins Markee, Marquais, and Michael Hamlin. Michael Hamlin was drafted in 2009 by the Dallas Cowboys as a fifth-round pick. Durant was a multi-sport athlete at Lamar High School, playing football, baseball, basketball, and track.





Cobie Durant, NFL Statistics



Regular Season

| Year | Team | G/S | Tackles | | | Sacks | Yards | Int. | Interceptions | | | PD | Fumbles | | |
|---------------|------------------|--------------|-----------|-----------|-----------|------------|------------|----------|---------------|-----------|----------|-----------|----------|----------|----------|
| | | | Total | Solo | Asst. | | | | Yards | Long | TD | | FF | FR | Yards |
| 2022 | Los Angeles Rams | 13/1 | 20 | 14 | 6 | 1.0 | 7.0 | 3 | 151 | 85 | 1 | 5 | 0 | 0 | 0 |
| 2023 | Los Angeles Rams | 16/9 | 38 | 22 | 16 | 0.0 | 0.0 | 0 | 0 | 0 | 0 | 6 | 0 | 0 | 0 |
| Totals | | 29/10 | 58 | 36 | 22 | 1.0 | 7.0 | 3 | 151 | 85 | 1 | 11 | 0 | 0 | 0 |

Postseason

| Year | Team | G/S | Tackles | | | Sacks | Yards | Int. | Interceptions | | | PD | Fumbles | | |
|---------------|------------------|------------|----------|----------|----------|------------|------------|----------|---------------|----------|----------|----------|----------|----------|----------|
| | | | Total | Solo | Asst. | | | | Yards | Long | TD | | FF | FR | Yards |
| 2023 | Los Angeles Rams | 1/1 | 4 | 3 | 1 | 0.0 | 0.0 | 0 | 0 | 0 | 0 | 0 | 0 | 0 | 0 |
| Totals | | 1/1 | 4 | 3 | 1 | 0.0 | 0.0 | 0 | 0 | 0 | 0 | 0 | 0 | 0 | 0 |





Covie Durant, Game-By-Game



2023 Los Angeles Rams

| Game | W/L | P/S | T | S | A | Sk | Yds | Int | Yds | Lg | TD | PD | FF | FR | Yds |
|---------------|------------|-------------|-----------|-----------|-----------|------------|------------|----------|----------|----------|----------|----------|----------|----------|----------|
| at Sea 9/10 | W | 1/0 | 1 | 1 | 0 | 0.0 | 0.0 | 0 | 0 | 0 | 0 | 0 | 0 | 0 | 0 |
| SF 9/17 | L | 1/0 | 4 | 2 | 2 | 0.0 | 0.0 | 0 | 0 | 0 | 0 | 1 | 0 | 0 | 0 |
| at Cin 9/25 | L | 1/1 | 6 | 6 | 0 | 0.0 | 0.0 | 0 | 0 | 0 | 0 | 1 | 0 | 0 | 0 |
| at Ind 10/1 | W | 1/1 | 4 | 3 | 1 | 0.0 | 0.0 | 0 | 0 | 0 | 0 | 0 | 0 | 0 | 0 |
| Phi 10/8 | L | 1/1 | 5 | 1 | 4 | 0.0 | 0.0 | 0 | 0 | 0 | 0 | 0 | 0 | 0 | 0 |
| Ari 10/15 | W | 1/0 | 4 | 2 | 2 | 0.0 | 0.0 | 0 | 0 | 0 | 0 | 2 | 0 | 0 | 0 |
| Pit 10/22 | L | 1/1 | 5 | 4 | 1 | 0.0 | 0.0 | 0 | 0 | 0 | 0 | 1 | 0 | 0 | 0 |
| at Dal 10/29 | L | 1/1 | 1 | 0 | 1 | 0.0 | 0.0 | 0 | 0 | 0 | 0 | 0 | 0 | 0 | 0 |
| at GB 11/5 | L | 1/1 | 1 | 0 | 1 | 0.0 | 0.0 | 0 | 0 | 0 | 0 | 0 | 0 | 0 | 0 |
| Sea 11/19 | | | | | | Inactive | | | | | | | | | |
| at Ari 11/26 | W | 1/0 | 1 | 0 | 1 | 0.0 | 0.0 | 0 | 0 | 0 | 0 | 0 | 0 | 0 | 0 |
| Cle 12/3 | W | 1/0 | 0 | 0 | 0 | 0.0 | 0.0 | 0 | 0 | 0 | 0 | 0 | 0 | 0 | 0 |
| at Bal 12/10 | L | 1/0 | 2 | 1 | 1 | 0.0 | 0.0 | 0 | 0 | 0 | 0 | 0 | 0 | 0 | 0 |
| Was 12/17 | W | 1/0 | 0 | 0 | 0 | 0.0 | 0.0 | 0 | 0 | 0 | 0 | 0 | 0 | 0 | 0 |
| NO 12/21 | W | 1/1 | 2 | 1 | 1 | 0.0 | 0.0 | 0 | 0 | 0 | 0 | 1 | 0 | 0 | 0 |
| at NYG 12/31 | W | 1/1 | 0 | 0 | 0 | 0.0 | 0.0 | 0 | 0 | 0 | 0 | 0 | 0 | 0 | 0 |
| at SF 1/7/24 | W | 1/1 | 2 | 1 | 1 | 0.0 | 0.0 | 0 | 0 | 0 | 0 | 0 | 0 | 0 | 0 |
| Totals | 9-7 | 16/9 | 38 | 22 | 16 | 0.0 | 0.0 | 0 | 0 | 0 | 0 | 6 | 0 | 0 | 0 |



2023 Postseason

| Game | W/L | P/S | T | S | A | Sk | Yds | Int | Yds | Lg | TD | PD | FF | FR | Yds |
|---------------|------------|------------|----------|----------|----------|------------|------------|----------|----------|----------|----------|----------|----------|----------|----------|
| at Det | L | 1/1 | 4 | 3 | 1 | 0.0 | 0.0 | 0 | 0 | 0 | 0 | 0 | 0 | 0 | 0 |
| Totals | 0-1 | 1/1 | 4 | 3 | 1 | 0.0 | 0.0 | 0 | 0 | 0 | 0 | 0 | 0 | 0 | 0 |



2022 Los Angeles Rams

| Game | W/L | P/S | T | S | A | Sk | Yds | Int | Yds | Lg | TD | PD | FF | FR | Yds |
|---------------|-------------|-------------|-----------|-----------|----------|------------|------------|----------|------------|-----------|----------|----------|----------|----------|----------|
| Buf 9/8 | L | 1/0 | 0 | 0 | 0 | 0.0 | 0.0 | 0 | 0 | 0 | 0 | 0 | 0 | 0 | 0 |
| Ari 9/19 | W | 1/0 | 2 | 1 | 1 | 1.0 | 7.0 | 1 | 51 | 51 | 0 | 1 | 0 | 0 | 0 |
| at Ari 9/25 | W | | | | | | | Inactive | | | | | | | |
| at SF 10/3 | L | | | | | | | Inactive | | | | | | | |
| Dal 10/9 | L | | | | | | | Inactive | | | | | | | |
| Car 10/16 | W | | | | | | | Inactive | | | | | | | |
| SF 10/30 | L | 1/0 | 0 | 0 | 0 | 0.0 | 0.0 | 0 | 0 | 0 | 0 | 0 | 0 | 0 | 0 |
| at TB 11/6 | L | 1/0 | 0 | 0 | 0 | 0.0 | 0.0 | 0 | 0 | 0 | 0 | 0 | 0 | 0 | 0 |
| vs Ari 11/13 | L | 1/0 | 0 | 0 | 0 | 0.0 | 0.0 | 0 | 0 | 0 | 0 | 0 | 0 | 0 | 0 |
| at NO 11/20 | L | 1/0 | 0 | 0 | 0 | 0.0 | 0.0 | 0 | 0 | 0 | 0 | 0 | 0 | 0 | 0 |
| at KC 11/27 | L | 1/0 | 0 | 0 | 0 | 0.0 | 0.0 | 0 | 0 | 0 | 0 | 0 | 0 | 0 | 0 |
| Sea 12/4 | L | 1/0 | 1 | 1 | 0 | 0.0 | 0.0 | 0 | 0 | 0 | 0 | 1 | 0 | 0 | 0 |
| LV 12/8 | W | 1/0 | 1 | 0 | 1 | 1.0 | 0.0 | 0 | 0 | 0 | 0 | 0 | 0 | 0 | 0 |
| at GB 12/19 | L | 1/1 | 4 | 2 | 2 | 0.0 | 0.0 | 0 | 0 | 0 | 0 | 0 | 1 | 0 | 0 |
| Den 12/25 | W | 1/0 | 1 | 1 | 0 | 0.0 | 0.0 | 2 | 100 | 85 | 1 | 2 | 0 | 0 | 0 |
| at LAC 1/1/23 | L | 1/0 | 7 | 6 | 1 | 0.0 | 0.0 | 0 | 0 | 0 | 0 | 0 | 0 | 0 | 0 |
| at Sea 1/8/23 | L | 1/0 | 4 | 3 | 1 | 0.0 | 0.0 | 0 | 0 | 0 | 0 | 0 | 0 | 0 | 0 |
| Totals | 5-12 | 13/1 | 20 | 14 | 6 | 1.0 | 7.0 | 3 | 151 | 85 | 1 | 5 | 0 | 0 | 0 |



Covie Durant, Collegiate Statistics



Regular Season

| Year | College | G/S | Tackles | | | Sacks | Yards | Int. | Interceptions | | | PD | Fumbles | | |
|---------------|--------------------|--------------|------------|------------|-----------|------------|-------------|----------|---------------|------------|----------|-----------|----------|----------|----------|
| | | | Total | Solo | Asst. | | | | Yards | Long | TD | | FF | FR | Yards |
| 2018 | South Carolina St. | 10/7 | 38 | 32 | 6 | 0.0 | 0.0 | 2 | 0.0 | 0.0 | 0 | 5 | 0 | 0 | 0 |
| 2019 | South Carolina St. | 11/1 | 35 | 32 | 3 | 0.0 | 0.0 | 3 | 0.0 | 0.0 | 0 | 15 | 1 | 0 | 0 |
| 2020 | South Carolina St. | 4/3 | 8 | 7 | 1 | 0.0 | 0.0 | 4 | 0.0 | 0.0 | 0 | 0 | 0 | 0 | 0 |
| 2021 | South Carolina St. | 12/9 | 38 | 30 | 8 | 1.0 | 13.0 | 0 | 0.0 | 0.0 | 0 | 15 | 0 | 0 | 0 |
| Totals | | 37/20 | 119 | 101 | 18 | 1.0 | 13.0 | 9 | 0.0 | 0.0 | 0 | 35 | 1 | 0 | 0 |



98 Cory Durden



Defensive Tackle • North Carolina State • Newberry, FL

Ht./Wt.: 6-4/316

NFL Exp.: 2 (2nd Rams)

GP/GS, (Playoffs): 4/0 (0/0)

Birth Date: 1/26/1999

Acquired: UDFA-'23

Transactions: Signed to the Los Angeles Rams practice squad (11/9/23)...Waived by the Rams (11/7/23)...Signed with the Rams as a free agent (10/19/23)...Signed to the Rams practice squad (9/19/23)...Waived by the Detroit Lions (8/29/23)...Signed with the Lions as an undrafted free agent (5/12/23).

NFL Career:

- Has appeared in four regular season games (Weeks 6-9) with the Rams during the 2023 season and recorded three tackles (one solo), one pressure, and one hurry.



Personal: Durden was rated a four-star prospect from *Scout* and was one of the nation's top defensive tackle prospects. He was rated three-star recruit by *Rivals*, *247Sports*, and *ESPN*. He participated in Nike's 'The Opening' and ranked fourth on Orlando Sentinel's Top 100 recruits list. Durden helped lead Newberry to an 8-2 record and an appearance in the Class 1A regional semifinals in 2016. He earned Florida Class 1A All-State First-Team honors after recording 52 tackles (41 solo), 18 tackles for loss, 6.0 sacks, one blocked field goal, three fumble recoveries and two forced fumbles. Durden also recorded 22 catches for 229 yards and three touchdowns as a tight end on offense. He was named the Florida Athletic Coaches Association's District 7 Player of the Year and committed to Florida State over offers from Florida, Oklahoma, Miami and others.

College: As a junior at NC State in 2022, Durden was a Third-Team All-ACC performer and started every game at nose guard. Voted a team captain, Durden recorded 27 tackles (12 solo), 2.5 tackles for loss, seven quarterback hits, and one pass breakup. He was a First-Team All-ACC performer during the 2021 campaign and earned the team's Carey Brewbaker Award for the top defensive lineman. Durden also earned First-Team Academic All-ACC honors that season. He started in the last seven games and notched 31 tackles (nine solo), 4.5 tackles for loss, 3.5 sacks, and seven quarterback hits. Durden joined the Wolfpack as a graduate transfer from Florida State. During his 2020 season at Florida State, Durden appeared in seven games (three starts) and notched seven tackles, 0.5 sacks and one forced fumble. He appeared in all 13 games (12 starts) in 2019 and registered 39 tackles, 6.5 tackles for loss, 5.0 sacks, two hurries, two pass breakups and one forced fumble. His sack mark tied for the most on the team that season. In 2018, Durden appeared in all 12 games (one start) and recorded 22 tackles, 6.0 tackles for loss, 2.0 sacks, one hurry, one pass breakup, and one blocked kick. He had the third-most tackles for loss on the team that season. Durden contributed on the scout team in 2017.





Cory Durden, NFL Statistics



Regular Season

| Year | Team | GP | Tackles | | | Sacks | Yards | Int. | Interceptions | | | PD | Fumbles | | |
|---------------|------------------|----------|----------|----------|----------|------------|----------|----------|---------------|----------|----------|----------|----------|----------|----------|
| | | | Total | Solo | Asst. | | | | Yards | Long | TD | | FF | FR | Yards |
| 2023 | Los Angeles Rams | 4 | 3 | 1 | 2 | 0.0 | 0 | 0 | 0 | 0 | 0 | 0 | 0 | 0 | 0 |
| Totals | | 4 | 3 | 1 | 2 | 0.0 | 0 | 0 | 0 | 0 | 0 | 0 | 0 | 0 | 0 |



Cory Durden, Game-By-Game



2023 Los Angeles Rams

| Game | W/L | P/S | T | S | A | Sk | Yds | Int | Yds | Lg | TD | PD | FF | FR | Yds |
|---------------|------------|------------|----------|----------|----------|----------------|------------|----------|----------|----------|----------|----------|----------|----------|----------|
| at Sea 9/10 | | | | | | Practice Squad | | | | | | | | | |
| SF 9/17 | | | | | | Practice Squad | | | | | | | | | |
| at Cin 9/25 | | | | | | Practice Squad | | | | | | | | | |
| at Ind 10/1 | | | | | | Practice Squad | | | | | | | | | |
| Phi 10/8 | | | | | | Practice Squad | | | | | | | | | |
| Ari 10/15 | W | 1/0 | 0 | 0 | 0 | 0.0 | 0.0 | 0 | 0 | 0 | 0 | 0 | 0 | 0 | 0 |
| Pit 10/22 | L | 1/0 | 1 | 1 | 0 | 0.0 | 0.0 | 0 | 0 | 0 | 0 | 0 | 0 | 0 | 0 |
| at Dal 10/29 | L | 1/0 | 1 | 0 | 1 | 0.0 | 0.0 | 0 | 0 | 0 | 0 | 0 | 0 | 0 | 0 |
| at GB 11/5 | L | 1/0 | 1 | 0 | 1 | 0.0 | 0.0 | 0 | 0 | 0 | 0 | 0 | 0 | 0 | 0 |
| Sea 11/19 | | | | | | Practice Squad | | | | | | | | | |
| at Ari 11/26 | | | | | | Practice Squad | | | | | | | | | |
| Cle 12/3 | | | | | | Practice Squad | | | | | | | | | |
| at Bal 12/10 | | | | | | Practice Squad | | | | | | | | | |
| Was 12/17 | | | | | | Practice Squad | | | | | | | | | |
| NO 12/21 | | | | | | Practice Squad | | | | | | | | | |
| at NYG 12/31 | | | | | | Practice Squad | | | | | | | | | |
| at SF 1/7/24 | | | | | | Practice Squad | | | | | | | | | |
| Totals | 1-3 | 4/0 | 3 | 1 | 2 | 0.0 | 0.0 | 0 | 0 | 0 | 0 | 0 | 0 | 0 | 0 |

2023 Postseason

| Game | W/L | P/S | T | S | A | Sk | Yds | Int | Yds | Lg | TD | PD | FF | FR | Yds |
|-----------------|------------|------------|----------|----------|----------|----------------|----------|----------|----------|----------|----------|----------|----------|----------|----------|
| at Det 1/14/24* | | | | | | Practice Squad | | | | | | | | | |
| Totals | 0-0 | 0/0 | 0 | 0 | 0 | 0.0 | 0 | 0 | 0 | 0 | 0 | 0 | 0 | 0 | 0 |

* Denotes Wild Card Round



Cory Durden, Collegiate Statistics



Regular Season

| Year | College | G | Tackles | | | Sacks | Yards | Int. | Interceptions | | | PD | Fumbles | | |
|---------------|---------|-----------|------------|-----------|-----------|-------------|-------------|----------|---------------|------------|----------|----------|----------|----------|----------|
| | | | Total | Solo | Asst. | | | | Yards | Long | TD | | FF | FR | Yards |
| 2018 | FSU | 12 | 22 | 10 | 12 | 2.0 | 14.0 | 0 | 0.0 | 0.0 | 0 | 1 | 0 | 0 | 0 |
| 2019 | FSU | 13 | 39 | 18 | 21 | 5.0 | 28.0 | 0 | 0.0 | 0.0 | 0 | 2 | 1 | 0 | 0 |
| 2020 | FSU | 3 | 7 | 3 | 4 | 0.5 | 0.0 | 0 | 0.0 | 0.0 | 0 | 0 | 1 | 0 | 0 |
| 2021 | NCSU | 12 | 31 | 9 | 22 | 3.5 | 14.0 | 0 | 0.0 | 0.0 | 0 | 0 | 0 | 0 | 0 |
| 2022 | NCSU | 13 | 27 | 12 | 15 | 0.0 | 0.0 | 0 | 0.0 | 0.0 | 0 | 1 | 0 | 0 | 0 |
| Totals | | 53 | 126 | 52 | 74 | 11.0 | 56.0 | 0 | 0.0 | 0.0 | 0 | 4 | 2 | 0 | 0 |



42 Ethan Evans



Punter • Wingate • Mt. Airy, NC

Ht./Wt.: 6-3/231

NFL Exp.: 2 (2nd Rams)

GP/GS, (Playoffs): 17/0, (1/0)

Birth Date: 7/19/2001

Acquired: D7-'23

Transactions: Selected in the seventh round (223rd overall) of the 2023 NFL Draft (4/29/23).

NFL Career:

- Has appeared in 17 games and recorded 63 punts for 3,101 yards (49.2 avg.) with a long of 72 yards.
- Has landed 20 punts inside the 20-yard line, eight inside the 10-yard line and one inside the 5-yard line.
- Handled kickoff and holding duties on special teams in 2023.
- Finished the 2023 season 10th in the NFL in yards per punt average.
- Was named NFC Special Teams Player of the Week in Week 11 of 2023 season.


College: Evans served as Wingate's starting punter and kickoff specialist from 2019-22. He saw action in 39 career games and registered 186 punts for 8,027 yards (43.2 avg.) with a long of 72-yards. Evans landed 89 punts inside the 20-yard line and tallied 53 punts of 50 or more yards. He increased his gross average each season at Wingate. During his senior season in 2022, Evans punted 77 times for 3,518 yards (45.7 avg.), which is a Wingate school record. He landed 39 punts inside the 20-yard line and tallied 30 punts of 50 or more yards. He also entered the scoring column that season, converting 10-of-18 field goal attempts, with a long of 41-yards, and converted 43 PATs.



His senior campaign earned him First-Team Associated Press Division II All-American and All-South Athletic Conference honors. As a junior in 2021, Evans notched 36 punts for 1,535 yards (42.6 avg), landed 22 punts inside the 20-yard-line, and recorded 11 punts for 50 or more yards. In a shortened 2020 season, Evans punted 17 times in four games for 717 yards (42.2 avg.) with five kicks inside the 20-yard-line and three of 50-yards or more. In his first season at Wingate in 2019, he notched 56 punts for 2,257 yards (40.3) with nine of 50 or more yards and 23 landing inside the 20-yard-line. Evans helped Wingate win 10 games that season for the first time in school history. He was the first Division II player to be selected in the 2023 NFL Draft, the second player in Wingate history to be selected in the NFL Draft, and the first since 2007.



Personal: Evans played his high school ball at North Surry High School. He is the son of Brendon and Kara Evans and majored in exercise science.





Ethan Evans, NFL Statistics



Regular Season

| Year | Team | Games | Punting No. | Yards | Avg. | TB | I20 | Long | I10 | I5 | Block |
|---------------|------------------|-----------|-------------|--------------|-------------|----------|-----------|-----------|----------|----------|----------|
| 2023 | Los Angeles Rams | 17 | 63 | 3,101 | 49.2 | 7 | 20 | 72 | 8 | 1 | 1 |
| Totals | | 17 | 63 | 3,101 | 49.2 | 7 | 20 | 72 | 8 | 1 | 1 |

Postseason

| Year | Team | Games | No. | Yards | Avg. | TB | I20 | Long | I10 | I5 | Block |
|---------------|------------------|----------|----------|-----------|-------------|----------|----------|-----------|----------|----------|----------|
| 2023 | Los Angeles Rams | 1 | 2 | 93 | 46.5 | 1 | 1 | 62 | 0 | 0 | 0 |
| Totals | | 1 | 2 | 93 | 46.5 | 1 | 1 | 62 | 0 | 0 | 0 |



Ethan Evans, Game-By-Game



2023 Los Angeles Rams

| Game | W/L | No | Yds | Avg | Net Yds | Net Avg | TB | I20 | I10 | Lg | Blk |
|---------------|-------------|-----------|--------------|-------------|--------------|-------------|----------|-----------|----------|-----------|----------|
| at Sea 9/10 | W | 1 | 45 | 45.0 | 27 | 27.0 | 0 | 0 | 0 | 45 | 0 |
| SF 9/17 | L | 2 | 108 | 54.0 | 95 | 47.5 | 0 | 1 | 0 | 72 | 0 |
| at Cin 9/25 | L | 6 | 306 | 51.0 | 261 | 43.5 | 0 | 1 | 0 | 58 | 0 |
| at Ind 10/1 | W | 3 | 123 | 41.0 | 110 | 36.7 | 0 | 2 | 0 | 48 | 0 |
| Phi 10/8 | L | 4 | 215 | 53.8 | 180 | 45.0 | 0 | 2 | 2 | 65 | 0 |
| Ari 10/15 | W | 4 | 186 | 46.5 | 150 | 37.5 | 1 | 1 | 1 | 52 | 0 |
| Pit 10/22 | L | 4 | 208 | 52.0 | 174 | 43.5 | 1 | 2 | 0 | 68 | 0 |
| at Dal 10/29 | L | 4 | 183 | 45.8 | 183 | 36.6 | 0 | 1 | 1 | 58 | 1 |
| at GB 11/5 | L | 5 | 224 | 44.8 | 187 | 37.4 | 0 | 2 | 1 | 65 | 0 |
| Sea 11/19 | W | 5 | 263 | 52.6 | 238 | 47.6 | 0 | 1 | 0 | 65 | 0 |
| at Ari 11/26 | W | 2 | 73 | 36.5 | 53 | 26.5 | 1 | 1 | 0 | 41 | 0 |
| Cle 12/3 | W | 5 | 293 | 58.6 | 223 | 44.6 | 2 | 1 | 1 | 64 | 0 |
| at Bal 12/10 | L | 6 | 311 | 51.8 | 182 | 30.3 | 1 | 1 | 0 | 59 | 0 |
| Was 12/17 | W | 3 | 134 | 44.7 | 119 | 39.7 | 0 | 1 | 1 | 54 | 0 |
| NO 12/21 | W | 2 | 46 | 23.0 | 46 | 23.0 | 0 | 0 | 0 | 38 | 0 |
| at NYG 12/31 | W | 5 | 287 | 57.4 | 159 | 31.8 | 1 | 2 | 1 | 72 | 0 |
| at SF 1/7/24 | W | 2 | 96 | 48.0 | 79 | 39.5 | 0 | 1 | 0 | 51 | 0 |
| Totals | 10-7 | 63 | 3,101 | 49.2 | 2,466 | 38.5 | 7 | 20 | 8 | 72 | 1 |

2023 Postseason

| Game | W/L | No | Yds | Avg | Net Yds | Net Avg | TB | I20 | I10 | Lg | Blk |
|----------------|------------|----------|-----------|-------------|-----------|-------------|----------|----------|----------|-----------|----------|
| at Det 1/14/24 | L | 2 | 93 | 46.5 | 69 | 34.5 | 1 | 1 | 0 | 62 | 0 |
| Totals | 0-1 | 2 | 93 | 46.5 | 69 | 34.5 | 1 | 1 | 0 | 62 | 0 |



Ethan Evans, Collegiate Statistics



Regular Season

| Year | College | Games | Punting No. | Yards | Avg. | TB | I20 | Long | 50+ | FC | Block |
|---------------|---------|-----------|-------------|--------------|-------------|-----------|-----------|-----------|-----------|-----------|----------|
| 2019 | Wingate | 12 | 56 | 2,257 | 40.3 | 2 | 23 | 57 | 9 | 14 | 1 |
| 2020 | Wingate | 4 | 17 | 717 | 42.2 | 1 | 5 | 58 | 3 | 5 | 1 |
| 2021 | Wingate | 9 | 36 | 1,535 | 42.6 | 4 | 22 | 72 | 11 | 9 | 0 |
| 2022 | Wingate | 14 | 77 | 3,518 | 45.7 | 13 | 39 | 67 | 30 | 19 | 1 |
| Totals | | 39 | 186 | 8,027 | 43.2 | 20 | 89 | 72 | 53 | 47 | 3 |



21 Zach Evans



Running Back • Mississippi • Houston, TX

Ht./Wt.: 5-11/202

NFL Exp.: 2 (2nd Rams)

GP/GS, (Playoffs): 10/0, (0/0)

Birth Date: 5/30/2001

Acquired: D6-'23 (No. 215 Overall)

Transactions: Selected by the Los Angeles Rams in the sixth round (215 overall) of the 2023 NFL Draft (4/29/23).

NFL Career:

- Has appeared in 10 career regular season games and recorded nine rushes for 19 yards. Has also contributed on special teams.
- Made his regular season debut in Week 5 against the Eagles.



College: Evans appeared in 12 contests during his junior season at Ole Miss in 2022. He finished the season with 936 rushing yards on 144 carries and nine touchdowns. Evans also hauled in 12 catches for 119 yards and one touchdown. His 6.5 yards per carry led the SEC and ranked tenth nationally, earning him Third-Team All-SEC accolades from *Pro Football Focus*. Before transferring to Ole Miss, Evans spent his freshman and sophomore seasons at TCU where he appeared in 15 career games with eight starts and averaged 7.3 yards per carry on nearly 150 rushing attempts. From 2020-21 with the Horned Frogs, Evans led all Power Five running backs in yards after contact per attempt (4.8). He led TCU in rushing yards (648) in 2021 despite playing only six games. He averaged 7.0 yards per rush with five touchdowns before being sidelined for the remainder of the season due to injury in 2021. His 7.7 yards per carry ranked second for a single season in TCU history and second nationally for a true freshman with a minimum of 50 rushes in the FBS in 2020. It marked the second-best average in the Big 12 for a true freshman dating back to 2008 and it was fourth nationally by a true freshman in a Power Five Conference over the last six seasons. He tallied 415 rushing yards as a true freshman and tied for second on the team with four rushing touchdowns.



Personal: Evans was the first five-star signee in TCU's football history. He was rated by *ESPN* as the nation's no. 16 overall prospect. According to *247Sports*, he was the no. 2 running back nationally and the top recruit in Texas. He was selected to play in the Under Armor All-America Game after rushing for nearly 5,000 yards and 76 touchdowns in his high school career. He was the leading rusher for a North Shore team that won its second consecutive Texas 6A Division I state championship and was named 6A first-team all-state by the Texas Sports Writers Association. Evans shared MaxPreps Junior National Player of the Year honors after leading the Mustangs to a 16-0 record and the state title in 2018. That season, Evans helped North Shore become the first team from Texas to finish the year ranked no.1 nationally since 2015. As a junior, he rushed for more than 1,700 yards and 29 touchdowns. He was also named the Houston Chronicle Newcomer of the Year as a sophomore and the District 21-6A Newcomer of the Year. Evans also earned 2021 Second-Team Academic All-Big 12 and Academic All-Big 12 Rookie Team honors at TCU as a multi-disciplinary studies major.





Zach Evans, NFL Statistics



| Year | Team | Games | Receiving | | | | | Rushing | | | | |
|---------------|------------------|-------------|-----------|----------|------------|----------|----------|----------|-----------|------------|----------|----------|
| | | | No. | Yards | Avg. | Long | TD | Att. | Yards | Avg. | Long | TD |
| 2023 | Los Angeles Rams | 10/0 | 0 | 0 | 0.0 | 0 | 0 | 9 | 19 | 2.1 | 5 | 0 |
| Totals | | 10/0 | 0 | 0 | 0.0 | 0 | 0 | 9 | 19 | 2.1 | 5 | 0 |



Zach Evans, Game-by-Game



2023 Los Angeles Rams

| Game | W/L | P/S | Receiving | | | | Rushing | | | | | |
|---------------|------------|-------------|-----------|----------|------------|----------|----------|----------|-----------|------------|----------|----------|
| | | | No. | Yards | Avg. | Long | TD | Att. | Yards | Avg. | Long | TD |
| at Sea 9/10 | | | Inactive | | | | | | | | | |
| SF 9/17 | | | Inactive | | | | | | | | | |
| at Cin 9/25 | | | Inactive | | | | | | | | | |
| at Ind 10/1 | | | Inactive | | | | | | | | | |
| Phi 10/8 | L | 1/0 | 0 | 0 | 0.0 | 0 | 0 | 0 | 0 | 0.0 | 0 | 0 |
| Ari 10/15 | W | 1/0 | 0 | 0 | 0.0 | 0 | 0 | 4 | 10 | 2.5 | 3 | 0 |
| Pit 10/22 | L | 1/0 | 0 | 0 | 0.0 | 0 | 0 | 0 | 0 | 0.0 | 0 | 0 |
| at Dal 10/29 | | | Inactive | | | | | | | | | |
| at GB 11/5 | L | 1/0 | 0 | 0 | 0.0 | 0 | 0 | 0 | 0 | 0.0 | 0 | 0 |
| Sea 11/19 | W | 1/0 | 0 | 0 | 0.0 | 0 | 0 | 1 | 0 | 0.0 | 0 | 0 |
| at Ari 11/26 | W | 1/0 | 0 | 0 | 0.0 | 0 | 0 | 3 | 6 | 2.0 | 5 | 0 |
| Cle 12/3 | W | 1/0 | 0 | 0 | 0.0 | 0 | 0 | 0 | 0 | 0.0 | 0 | 0 |
| at Bal 12/10 | L | 1/0 | 0 | 0 | 0.0 | 0 | 0 | 0 | 0 | 0.0 | 0 | 0 |
| Was 12/17 | W | 1/0 | 0 | 0 | 0.0 | 0 | 0 | 0 | 0 | 0.0 | 0 | 0 |
| NO 12/21 | | | Inactive | | | | | | | | | |
| at NYG 12/31 | | | Inactive | | | | | | | | | |
| at SF 1/7/24 | W | 1/0 | 0 | 0 | 0.0 | 0 | 0 | 1 | 3 | 3.0 | 3 | 0 |
| Totals | 6-4 | 10/0 | 0 | 0 | 0.0 | 0 | 0 | 9 | 19 | 2.1 | 5 | 0 |

2023 Postseason

| Game | W/L | P/S | Receiving | | | | Rushing | | | | | |
|-----------------|-----|-----|-----------|-------|------|------|---------|------|-------|------|------|----|
| | | | No. | Yards | Avg. | Long | TD | Att. | Yards | Avg. | Long | TD |
| at Det 1/14/24* | | | Inactive | | | | | | | | | |
| Totals | - | - | - | - | - | - | - | - | - | - | - | - |

* Denotes Wild Card Round



Zach Evans, Collegiate Statistics



| Year | Team | Games | Receiving | | | | | Rushing | | | | |
|---------------|----------|-----------|-----------|------------|-------------|-------------|-----------|------------|--------------|------------|-------------|-----------|
| | | | No. | Yards | Avg. | Long | TD | Att. | Yards | Avg. | Long | TD |
| 2020 | TCU | 9 | 8 | 76 | 9.5 | 21.0 | 0 | 54 | 415 | 7.7 | 75.0 | 4 |
| 2021 | TCU | 6 | 10 | 130 | 13.0 | 46.0 | 1 | 92 | 648 | 7.0 | 51.0 | 5 |
| 2022 | Ole Miss | 12 | 2 | 22 | 11.0 | 22.0 | 9 | 144 | 936 | 6.5 | 48.0 | 9 |
| Totals | | 27 | 20 | 228 | 11.4 | 46.0 | 10 | 290 | 1,999 | 6.9 | 75.0 | 18 |



54 Olakunle Fatukasi



Linebacker • Rutgers • Brooklyn, NY

Ht./Wt.: 6-2/238

NFL Exp.: 2 (2nd Rams)

GP/GS, (Playoffs): 14/0 (0/0)

Birth Date: 6/11/1999

Acquired: FA-'23

Transactions: Signed to the Los Angeles Rams practice squad (1/15/24)... Waived by the Kansas City Chiefs (9/1/23)...Placed on Chiefs injured reserve list (8/30/23)...Signed with the Chiefs (8/15/23)...Waived by the New England Patriots (8/12/23)... Signed a reserve/future contract with the Patriots (1/18/23)... Signed to the Denver Broncos practice squad (12/16/22)...Waived by the Tampa Bay Buccaneers (12/13/22)...Signed with the Buccaneers (5/13/22).

NFL Career:

- Has appeared in 14 career regular season games and played one defensive snap and 160 special teams snaps.
- Played 12 special teams snaps for the Rams in 2023 and 148 special teams snaps with the Buccaneers in 2022.



College: Fatukasi finished his career at Rutgers ranked 12th in program history with 302 career tackles in 53 games played. As a senior in 2021, he started the first nine games at linebacker and was named one of 16 national semifinalists for the Kutkus Award for the second straight year. Fatukasi was voted Third-Team All-Big Ten by the media and honorable mention by the coaches. He finished the season ranked fourth in the Big Ten and 12th nationally with 9.9 tackles per game. Fatukasi led the team with 89 total tackles, 11 tackles for loss, and 3.5 sacks. He notched four games with double-digit tackles and added two pass breakups, two forced fumbles, and a safety.

Fatukasi started all nine games played in 2020 and received Butkus Award semifinalist honors for the first time in his career. He also earned First-Team All-Big Ten by the media and Second-Team by the coaches. Fatukasi was voted a team captain that season and led the Big Ten with 101 tackles. His 11.2 tackles per game ranked ninth nationally, first in the conference, and the most by a Scarlet Knight since 1999. Fatukasi posted six games with double-digit tackles and posted 17 on two occasions. He finished second in the Big Ten with 11 tackles for loss, matching the most by a Rutgers player in a Big Ten season. He also added two fumble recoveries, one forced fumble and a pass breakup that season. As a junior in 2019, Fatukasi played in all 12 games (10 starts) at weak-side linebacker. He finished second on the team and 11th in the Big Ten with 85 regular season tackles. Fatukasi led the team in tackles on three occasions, had two games with double-digit stops, and notched 4.5 tackles for loss, 0.5 sacks, three pass breakups, one forced fumble and one fumble recovery. As a sophomore in 2018, he appeared in 11 games and recorded 20 tackles, including four on special teams which tied the team lead. He also notched 1.5 tackles for loss, and recovered a fumble for a touchdown. Fatukasi played in all 12 games as a freshman in 2017 and totaled six tackles on special teams.



Personal: Fatukasi guided Grand Street Campus to a 7-5 record and an appearance in the PSAL City Conference semifinals in 2016 as a senior in high school. He finished that season with 131 tackles, 5.0 sacks, four fumble recoveries and two interceptions, earning First-Team All-Brooklyn by *The Brooklyn Daily*. As a junior in 2015, he notched 58 tackles, five tackles for loss, three forced fumbles and 2.0 sacks. Fatukasi was a consensus three-star recruit. He was pegged as a top-10 prospect in New York by *ESPN* and the fifth overall player in the state by *247Sports*. His younger brother, Tunde, was a teammate at Rutgers. His older brother, Folorunso, played football at Connecticut and was a member of the New York Jets. Fatukasi majored in information technology and informatics.



Olakunle Fatukasi, NFL Statistics



Regular Season

| Year | Team | GP | Tackles | | | Sacks | Yards | Int. | Interceptions | | | PD | Fumbles | | Yards |
|---------------|----------------------|-----------|----------|----------|----------|------------|----------|----------|---------------|----------|----------|----------|----------|----------|----------|
| | | | Total | Solo | Asst. | | | | Yards | Long | TD | | FF | FR | |
| 2022 | Tampa Bay Buccaneers | 13 | 0 | 0 | 0 | 0.0 | 0 | 0 | 0 | 0 | 0 | 0 | 0 | 0 | 0 |
| 2023 | Los Angeles Rams | 1 | 0 | 0 | 0 | 0.0 | 0 | 0 | 0 | 0 | 0 | 0 | 0 | 0 | 0 |
| Totals | | 14 | 0 | 0 | 0 | 0.0 | 0 | 0 | 0 | 0 | 0 | 0 | 0 | 0 | 0 |

Postseason

| Year | Team | GP | Tackles | | | Sacks | Yards | Int. | Interceptions | | | PD | Fumbles | | Yards |
|---------------|------------------|----------|----------|----------|----------|------------|----------|----------|---------------|----------|----------|----------|----------|----------|----------|
| | | | Total | Solo | Asst. | | | | Yards | Long | TD | | FF | FR | |
| 2023 | Los Angeles Rams | 1 | 0 | 0 | 0 | 0.0 | 0 | 0 | 0 | 0 | 0 | 0 | 0 | 0 | 0 |
| Totals | | 1 | 0 | 0 | 0 | 0.0 | 0 | 0 | 0 | 0 | 0 | 0 | 0 | 0 | 0 |

Notes: Has recorded one tackle on special teams.




Olakunle Fatukasi, Collegiate Statistics



Regular Season

| Year | College | G | Tackles | | | Sacks | Yards | Int. | Interceptions | | | PD | Fumbles | | Yards |
|---------------|---------|-----------|------------|------------|------------|------------|-------------|----------|---------------|------------|----------|----------|----------|----------|----------|
| | | | Total | Solo | Asst. | | | | Yards | Long | TD | | FF | FR | |
| 2017 | Rutgers | 12 | 7 | 3 | 3 | 0.0 | 0.0 | 0 | 0.0 | 0.0 | 0 | 0 | 0 | 0 | 0 |
| 2018 | Rutgers | 11 | 20 | 10 | 10 | 0.0 | 0.0 | 0 | 0.0 | 0.0 | 0 | 1 | 0 | 1 | 0 |
| 2019 | Rutgers | 12 | 85 | 37 | 37 | 0.5 | 2.0 | 0 | 0.0 | 0.0 | 0 | 3 | 1 | 1 | 0 |
| 2020 | Rutgers | 9 | 101 | 58 | 58 | 3.0 | 26.0 | 0 | 0.0 | 0.0 | 0 | 1 | 1 | 2 | 0 |
| 2021 | Rutgers | 9 | 89 | 41 | 41 | 3.5 | 18.0 | 0 | 0.0 | 0.0 | 0 | 2 | 2 | 0 | 0 |
| Totals | | 53 | 302 | 149 | 149 | 7.0 | 46.0 | 0 | 0.0 | 0.0 | 0 | 7 | 4 | 4 | 0 |





55 Braden Fiske



Defensive Lineman • Florida State • Michigan City, IN.

Ht./Wt.: 6-5/297
 NFL Exp.: 1 (1st Rams)
 GP/GS, (Playoffs): 0/0 (0/0)
 Birth Date: 1/18/2000
 Acquired: D2-'24

Transactions: Selected by the Los Angeles Rams in the second round (39th overall) of the 2024 NFL Draft (4/26/24).

College: Fiske started all 13 games played in 2023 as a senior at Florida State and recorded 43 tackles (17 solo), nine tackles for loss, 6.0 sacks, and five quarterback hurries. He was a Second-Team All-ACC selection, Third-Team All-American (AP), and notched 8.5 tackles for loss and 6.0 sacks over the final five games of the season. Leading up to the 2023 season, Fiske was ranked as the top defensive lineman in the transfer portal, according to 247Sports. Prior to his time at Florida State, he played five seasons at Western Michigan and appeared in 45 games (30 starts). Fiske recorded 148 tackles (75 solo), including 27.5 tackles for loss and 13.5 sacks, three pass breakups, two forced fumbles, and one blocked kick. Fiske was a Second-Team All-MAC performer in 2022 after recording 58 tackles (31 solo), 12 tackles for loss, 6.0 sacks, two forced fumbles and one fumble recovery. He notched 43 tackles (27 solo), eight tackles for loss and 4.0 sacks during the 2021 campaign and registered 23 tackles (seven solo), 5.5 tackles for loss, 2.5 sacks and a blocked field goal in 2020. As a redshirt freshman in 2019, Fiske notched 24 tackles (10 solo), 2.0 tackles for loss, 1.0 sack, and one fumble recovery. He played in two games as a true freshman in 2018.



Personal: Fiske was a four-year letterman, three-time All-Duneland Conference selection, and a two-time team captain at Michigan City High School. He helped guide the Wolves to the semifinal round of the 5A state playoffs his senior year in 2017. He was a two-sport athlete and also played baseball in high school. Fiske majored in recreation, sport management.



Braden Fiske, Collegiate Statistics



| Year | Team | GP | Tackles | | | Regular Season | | | Interceptions | | | | Fumbles | | | |
|---------------|------------------|-----------|------------|-----------|-----------|----------------|-------------|----------|---------------|----------|----------|----------|----------|----------|----------|----------|
| | | | Total | Solo | Asst. | Sacks | TFLs | Int. | Yards | Long | TD | PD | FF | FR | Yards | |
| 2018 | Western Michigan | 2 | 0 | 0 | 0 | 0.0 | 0.0 | 0 | 0 | 0 | 0 | 0 | 0 | 0 | 0 | 0 |
| 2019 | Western Michigan | 12 | 24 | 10 | 14 | 1.0 | 2.0 | 0 | 0 | 0 | 0 | 0 | 0 | 1 | 0 | 0 |
| 2020 | Western Michigan | 6 | 23 | 7 | 16 | 2.5 | 5.5 | 0 | 0 | 0 | 0 | 0 | 0 | 0 | 0 | 0 |
| 2021 | Western Michigan | 13 | 43 | 27 | 16 | 4.0 | 8.0 | 0 | 0 | 0 | 0 | 0 | 0 | 0 | 0 | 0 |
| 2022 | Western Michigan | 12 | 58 | 31 | 27 | 6.0 | 12.0 | 0 | 0 | 0 | 0 | 3 | 2 | 1 | 0 | 0 |
| 2023 | Florida State | 13 | 43 | 17 | 26 | 6.0 | 9.0 | 0 | 0 | 0 | 0 | 0 | 0 | 0 | 0 | 0 |
| Totals | | 58 | 191 | 92 | 99 | 19.5 | 36.5 | 0 | 0 | 0 | 0 | 3 | 2 | 2 | 0 | 0 |



82 Miller Forristall



Tight End • Alabama • Cartersville, GA

Ht./Wt.: 6-5/244

NFL Exp.: 2 (2nd Rams)

GP/GS, (Playoffs): 6/0, (0/0)

Birth Date: 3/11/1998

Acquired: FA-'23

Transactions: Signed to a future contract with the Los Angeles Rams (1/16/24)...Signed to the Rams practice squad (12/13/23)...Signed to Rams practice squad (12/13/23)...Released from Rams practice squad (12/5/23)...Signed to the Rams practice squad (9/12/23)...Waived by the Cleveland Browns (7/25/23)...Signed with Browns as a free agent (8/4/23)...Waived by the New Orleans Saints (7/25/23)...Signed to a future contract with the Saints (1/26/23)...Signed to the Browns practice squad (10/12/22)...Waived by the Browns (10/10/22)...Signed with the Browns as a free agent (10/1/22)...Signed to the Browns practice squad (8/31/22)...Waived by the Browns (8/30/22)...Signed to the Browns practice squad (12/28/21)...Waived by the Browns (12/24/21)...Signed to the Browns practice squad (9/20/21)...Released from the Tennessee Titans practice squad (9/3/21)...Signed to the Titans practice squad (9/1/21)...Waived by the Titans (8/31/21)...Signed with the Titans as an undrafted free agent (5/14/21).

NFL Career:

- Appeared in six regular season games with the Cleveland Browns during the 2021 and 2022 seasons.

College: Forristall appeared in 54 games during his collegiate career at Alabama and recorded 44 receptions for 505 receiving yards and five touchdowns. He notched 23 catches for 253 yards and one touchdown and was named to the Wuerffel Trophy Watch List as a senior in 2020. Forristall stepped into a starting role as a junior in 2019 and caught 15 passes for 167 yards and four touchdowns. He appeared in 15 games as a redshirt sophomore in 2018. Forristall suffered a season-ending injury as a sophomore in 2017 after seeing three games of action. He finished the year with one reception for 12 yards. Forristall played in all 15 games in his first year with the Crimson Tide in 2016 and started the opener against USC and the SEC Championship against Florida. Forristall registered five catches for 73 yards his freshman season.



Personal: Forristall was an early enrollee at Alabama in 2016 after he received an invite to Nike's 2015 "The Opening" following his senior year of high school. He was rated a four-star prospect by Scout, and a three-star recruit by ESPN, 247Sports and Rivals. Forristall finished his senior season at Cartersville High School with 57 catches for 902 yards and 11 touchdowns. He earned 2015 First-Team All-State honors from the *Atlanta Journal-Constitution* in Class 4A. He played quarterback his junior season. Forristall chose to attend Alabama over programs such as Cal, Mississippi State, and Miami (FL).





Miller Forristall, NFL Statistics



| Year | Team | GP | No. | Receiving | | | | Att. | Rushing | | | |
|---------------|--------|----------|----------|-----------|----------|----------|----------|----------|----------|------------|----------|----------|
| | | | | Yards | Avg. | Long | TD | | Yards | Avg. | Long | TD |
| 2021 | Browns | 2 | 0 | 0 | 0 | 0 | 0 | 0 | 0 | 0.0 | 0 | 0 |
| 2020 | Browns | 4 | 0 | 0 | 0 | 0 | 0 | 0 | 0 | 0.0 | 0 | 0 |
| Totals | | 6 | 0 | 0 | 0 | 0 | 0 | 0 | 0 | 0.0 | 0 | 0 |

Note: Has recorded one assisted tackle on special teams.



Miller Forristall, Collegiate Statistics



| Year | Team | GP | No. | Receiving | | | | Att. | Rushing | | | |
|---------------|---------|-----------|-----------|------------|-------------|-----------|----------|----------|----------|------------|----------|----------|
| | | | | Yards | Avg. | Long | TD | | Yards | Avg. | Long | TD |
| 2016 | Alabama | 15 | 5 | 73 | 14.6 | 32 | 0 | 0 | 0 | 0.0 | 0 | 0 |
| 2017 | Alabama | 3 | 1 | 12 | 12.0 | 12 | 0 | 0 | 0 | 0.0 | 0 | 0 |
| 2018 | Alabama | 15 | 0 | 0 | 0.0 | 0 | 0 | 0 | 0 | 0.0 | 0 | 0 |
| 2018 | Alabama | 9 | 15 | 167 | 11.1 | 27 | 4 | 0 | 0 | 0.0 | 0 | 0 |
| 2020 | Alabama | 12 | 23 | 253 | 11.0 | 34 | 1 | 1 | 0 | 1.0 | 1 | 0 |
| Totals | | 54 | 44 | 505 | 11.5 | 34 | 5 | 1 | 1 | 1.0 | 1 | 0 |





11 Jimmy Garoppolo



Quarterback • Eastern Illinois • Rolling Meadows, IL

Ht./Wt.: 6-2/225

NFL Exp.: 11 (1st Rams)

GP/GS, (Playoffs): 81/63, (7/6)

Birth Date: 11/2/1991

Acquired: FA-'24

Transactions: Signed with the Los Angeles Rams as a free agent (3/19/24)... Released by the Las Vegas Raiders (3/13/24)... Signed with the Raiders as an unrestricted free agent (3/17/23)... Placed on the San Francisco 49ers injured reserve list (11/5/20)... Placed on the 49ers injured reserve list (9/26/18)... Traded from the New England Patriots to the 49ers (10/31/17)... Selected by the Patriots in the second round (62nd overall) of the 2014 NFL Draft.

NFL Career:

- Has appeared in 81 regular season games (63 starts) and completed 1,277-of-1,895 passes (67.4% completion rate), for 15,494 yards and 94 touchdowns.
- Has started six-of-seven postseason games played, including an appearance in Super Bowl LIV. He has completed 80-of-132 passing attempts for 962 yards and four touchdowns in postseason action.
- Led the 49ers to a 7-3 record with a 103.0 passer rating before sustaining a season-ending injury in 2022. His QBR was the third-best among quarterbacks that season.
- Passed Colin Kaepernick for seventh all-time in passing yards and passing touchdowns in 49ers franchise history.
- Passed Alex Smith for sixth-most passing touchdowns in franchise history.
- Has posted 11 career games with 300 or more passing yards.
- Has four career games with four or more passing touchdowns.
- Has thrown for a touchdown and rushed for a touchdown in the same game three times in his career.
- Recorded postseason career-highs in the NFC Championship Game in 2021 with 43 completions for 535 passing yards.
- Eclipsed 100,000 yards passing during the 2021 season, becoming one of eight quarterbacks in 49ers history, and accomplishing the feat in the fewest number of games.
- In Week 8 of the 2021 season, he became the first 49ers quarterback to throw for 300 or more yards and rush for two touchdowns in a game since 2000. He also became the first 49ers quarterback since 2013 to rush for multiple touchdowns in a game.

- Threw for 300 or more yards in consecutive weeks for the second time in his career during the 2021 campaign. His eight games with 300 or more passing yards that season ranked fourth in franchise history.
- Became the sixth quarterback in 49ers franchise history to record multiple seasons with 3,000 passing yards in 2021.
- Became the fourth quarterback in 49ers franchise history to record at least 3,978 passing yards in a single season.
- His four game-winning drives in the fourth quarter or overtime in 2019 was the third-most in the NFL in a single season.
- In Week 11 of the 2019 season, he threw for 424 yards and four touchdowns, joining Hall of Fame quarterbacks Joe Montana and Steve Young as the only quarterbacks in franchise history to throw for over 400 yards and four touchdowns in a single game.
- Became the third quarterback since the merger in 1970 to win each of his first two road starts with the 49ers in 2017.
- Made his first career start in Week 1 of the 2016 season with the Patriots.



College: Garoppolo was named the Walter Payton Award winner, given to the top player in the FCS, as a senior in 2013. He also was the FCS ADA National Offensive Player of the Year, the FCS ADA National Quarterback of the Year Award winner, the CFPA FCS Quarterback of the Year, and was named an All-American his final year at Eastern Illinois. He put together the best season by an Ohio Valley Conference quarterback, breaking virtually every OVC season and career record while leading his team to a 12-2 overall record, a second-straight OVC Championship, and a berth in the FCS Playoff quarterfinals. He threw for 5,050 yards and 53 touchdowns and rushed for four touchdowns as a senior. His passing touchdown mark was the fourth-most in FCS history and his passing yards mark is second all-time. He is one of just two players in FCS history to eclipse 5,000 passing yards in a season. His 118 touchdown career touchdown passes ranks sixth in FCS history while his 13,156 career passing yards ranks seventh.



College Continued: In 2013, he directed Eastern Illinois to the no.1 ranked offense nationally in terms of yards per game and scoring offense. Garoppolo threw for 400 or more yards in five contests and six other games with over 300 yards passing. He threw a touchdown in all but one game during the 2013 campaign. He was named FCS National Player of the Week on three occasions in 2013 and a record-tying nine times in his career, tying the OVC all-time mark. He finished 10th in voting for the Walter Payton Award and earned Second-Team All-OVC honors as a junior in 2012. Garoppolo finished that season ranked fifth in the FCS in total offense and sixth in passing yards per game. He was twice named OVC Offensive Player of the Week and threw for more than 400 yards in a game. Garoppolo recorded six games with 300 or more passing yards. In 2011 as a sophomore, he started all 11 games and completed 217-of-349 passes for 2,644 yards and 20 touchdowns. As a freshman in 2010, Garoppolo started the final eight games of the season and earned All-Ohio Valley Conference Newcomer Team honors after passing for 1,639 yards and 14 touchdowns.

Personal: Garoppolo was a standout quarterback at Rolling Meadows High School. He passed for 1,888 yards and 16 touchdowns as a senior, earning Northwest Suburban All-Area honors. He also rushed for 563 yards and seven touchdowns. Garoppolo led his team to the Mid-Suburban East League championships and an IHSA Class 7A playoff berth. He also had an impressive campaign his junior year, passing for 2,072 yards and 18 touchdowns while adding 552 yards and seven touchdowns on the ground. Garoppolo majored in management and his brother, Mike, played football at Western Illinois.



Jimmy Garoppolo, NFL Statistics



Regular Season

| Year | Team | G/S | Passing | | | | | | Sack-Yards | Rating | | |
|---------------|----------------------|--------------|-------------|-------------|-------------|--------------|------------|-----------|------------|-----------|----------------|-------------|
| | | | Att. | Comp. | Pct. | Yards | Yds/Att. | TD | | | | |
| 2014 | New England Patriots | 6/0 | 27 | 19 | 70.4 | 182 | 6.7 | 1 | 0 | 37 | 5-36 | 101.2 |
| 2015 | New England Patriots | 5/0 | 4 | 1 | 25.0 | 6 | 1.5 | 0 | 0 | 6 | 0-0 | 39.6 |
| 2016 | New England Patriots | 6/2 | 63 | 43 | 68.3 | 502 | 8.0 | 4 | 0 | 37 | 3-15 | 113.3 |
| 2017 | San Francisco 49ers | 6/5 | 178 | 120 | 67.4 | 1560 | 8.8 | 7 | 5 | 61 | 8-57 | 96.2 |
| 2018 | San Francisco 49ers | 3/3 | 89 | 53 | 59.6 | 718 | 8.1 | 5 | 3 | 56 | 13-97 | 90.0 |
| 2019 | San Francisco 49ers | 16/16 | 476 | 329 | 69.1 | 3978 | 8.4 | 27 | 13 | 75 | 36-237 | 102.0 |
| 2020 | San Francisco 49ers | 6/6 | 140 | 94 | 67.1 | 1096 | 7.8 | 7 | 5 | 76 | 11-77 | 92.4 |
| 2021 | San Francisco 49ers | 15/15 | 441 | 301 | 68.3 | 3810 | 8.6 | 20 | 12 | 83 | 18-201 | 98.7 |
| 2022 | San Francisco 49ers | 11/10 | 308 | 207 | 67.2 | 2437 | 7.9 | 16 | 4 | 57 | 18-100 | 103.0 |
| 2023 | Las Vegas Raiders | 7/6 | 169 | 110 | 65.1 | 1205 | 7.1 | 7 | 9 | 32 | 14-101 | 77.7 |
| Totals | | 81/63 | 1895 | 1277 | 67.4 | 15494 | 8.2 | 94 | 51 | 83 | 137-921 | 97.6 |

| Year | Team | Rushing | | | | |
|---------------|----------------------|------------|------------|------------|-----------|----------|
| | | Att. | Yards | Avg. | Long | TD |
| 2014 | New England Patriots | 10 | 9 | 0.9 | 9 | 0 |
| 2015 | New England Patriots | 5 | -5 | -1.0 | -1 | 0 |
| 2016 | New England Patriots | 10 | 6 | 0.6 | 10 | 0 |
| 2017 | San Francisco 49ers | 15 | 11 | 0.7 | 8 | 1 |
| 2018 | San Francisco 49ers | 8 | 33 | 4.1 | 13 | 0 |
| 2019 | San Francisco 49ers | 46 | 62 | 1.3 | 11 | 1 |
| 2020 | San Francisco 49ers | 10 | 25 | 2.5 | 9 | 0 |
| 2021 | San Francisco 49ers | 38 | 51 | 1.3 | 7 | 3 |
| 2022 | San Francisco 49ers | 23 | 33 | 1.4 | 6 | 2 |
| 2023 | Las Vegas Raiders | 20 | 39 | 1.9 | 9 | 0 |
| Totals | | 185 | 264 | 1.4 | 13 | 7 |



Postseason

| Year | Team | G/S | Passing | | | | | | Sack-Yards | Rating | | |
|---------------|----------------------|------------|------------|-----------|-------------|------------|------------|----------|------------|-----------|-------------|-------------|
| | | | Att. | Comp. | Pct. | Yards | Yds/Att. | TD | | | | |
| 2014 | New England Patriots | 1/0 | 0 | 0 | 0.0 | 0 | 0.0 | 0 | 0 | 0 | 0-0 | - |
| 2019 | San Francisco 49ers | 3/3 | 58 | 37 | 63.8 | 427 | 7.4 | 2 | 3 | 30 | 4-26 | 75.9 |
| 2021 | San Francisco 49ers | 3/3 | 47 | 43 | 58.1 | 535 | 7.2 | 2 | 4 | 44 | 4-25 | 72.7 |
| Totals | | 7/6 | 132 | 80 | 60.6 | 962 | 7.3 | 4 | 6 | 44 | 8-51 | 74.1 |



| Year | Team | Rushing | | | | |
|--------------|----------------------|-----------|----------|------------|----------|----------|
| | | Att. | Yards | Avg. | Long | TD |
| 2014 | New England Patriots | 0 | 0 | 0.0 | 0 | 0 |
| 2019 | San Francisco 49ers | 10 | 1 | 0.1 | 3 | 0 |
| 2021 | San Francisco 49ers | 2 | 5 | 2.5 | 4 | 0 |
| Total | | 12 | 6 | 0.5 | 4 | 0 |



Jimmy Garoppolo, Game-By-Game



2023 Las Vegas Raiders

| Game | W/L | P/S | Att. | Comp. | Pct. | Yards | Yards/Att. | TD | Int. | Long | Sack-Yards | Rtg. |
|---------------|------------|------------|------------|------------|-------------|--------------|------------|----------|----------|-----------|------------|-------------|
| at Den 9/10 | W | 1/1 | 26 | 20 | 76.9 | 200 | 7.7 | 2 | 1 | 21 | 0 | 107.9 |
| at Buf 9/17 | L | 1/1 | 24 | 16 | 66.7 | 185 | 7.7 | 1 | 2 | 23 | 0 | 68.9 |
| Pit 9/24 | L | 1/1 | 44 | 28 | 63.6 | 324 | 7.4 | 2 | 3 | 32 | 31 | 72.5 |
| at LAC 10/1 | | | | | | Inactive | | | | | | |
| GB 10/9 | W | 1/1 | 31 | 22 | 71.0 | 208 | 6.7 | 1 | 1 | 21 | 21 | 86.5 |
| NE 10/15 | W | 1/1 | 22 | 14 | 63.6 | 162 | 7.4 | 1 | 1 | 32 | 0 | 82.0 |
| at Chi 10/22 | | | | | | Inactive | | | | | | |
| at Det 10/30 | L | 1/1 | 21 | 10 | 47.6 | 126 | 6.0 | 0 | 1 | 19 | 49 | 46.9 |
| NYG 11/5 | | | | | | Did Not Play | | | | | | |
| NYJ 11/12 | | | | | | Did Not Play | | | | | | |
| at Mia 11/19 | | | | | | Did Not Play | | | | | | |
| KC 11/26 | | | | | | Did Not Play | | | | | | |
| Min 12/10 | | | | | | Did Not Play | | | | | | |
| LAC 12/14 | | | | | | Did Not Play | | | | | | |
| at KC 12/25 | | | | | | Did Not Play | | | | | | |
| at Ind 12/31 | | | | | | Did Not Play | | | | | | |
| Den 1/7/24 | W | 1/0 | 1 | 0 | 0.0 | 0 | 0.0 | 0 | 0 | 0 | 0 | 39.6 |
| Totals | 4-3 | 7/6 | 169 | 110 | 65.1 | 1,205 | 7.1 | 7 | 9 | 32 | 101 | 77.7 |



2022 San Francisco 49ers

| Game | W/L | P/S | Att. | Comp. | Pct. | Yards | Yards/Att. | TD | Int. | Long | Sack-Yards | Rtg. |
|---------------|------------|--------------|------------|------------|-------------|--------------|------------|-----------|----------|-----------|------------|--------------|
| at Chi 9/11 | | | | | | Did Not Play | | | | | | |
| Sea 9/18 | W | 1/0 | 21 | 13 | 61.9 | 154 | 7.3 | 1 | 0 | 38 | 0 | 100.1 |
| at Den 9/25 | L | 1/1 | 29 | 18 | 62.1 | 211 | 7.3 | 1 | 1 | 32 | 32 | 81.3 |
| LAR 10/3 | W | 1/1 | 27 | 16 | 59.3 | 239 | 8.9 | 1 | 0 | 57 | 0 | 100.7 |
| at Car 10/9 | W | 1/1 | 30 | 18 | 60.0 | 253 | 8.4 | 2 | 0 | 32 | 9 | 109.4 |
| at Atl 10/16 | L | 1/1 | 41 | 29 | 70.7 | 296 | 7.2 | 2 | 2 | 27 | 0 | 87.0 |
| KC 10/23 | L | 1/1 | 37 | 25 | 67.6 | 303 | 8.2 | 2 | 1 | 34 | 26 | 99.3 |
| at LAR 10/30 | W | 1/1 | 25 | 21 | 84.0 | 235 | 9.4 | 2 | 0 | 56 | 12 | 132.5 |
| LAC 11/13 | W | 1/1 | 28 | 19 | 67.9 | 240 | 8.6 | 0 | 0 | 33 | 10 | 94.3 |
| at Ari 11/21 | W | 1/1 | 29 | 20 | 69.0 | 228 | 7.9 | 4 | 0 | 39 | 0 | 131.9 |
| NO 11/27 | W | 1/1 | 37 | 26 | 70.3 | 222 | 6.0 | 1 | 0 | 27 | 1 | 94.7 |
| Mia 12/4 | W | 1/1 | 4 | 2 | 50.0 | 56 | 14.0 | 0 | 0 | 33 | 10 | 95.8 |
| TB 12/11 | | | | | | Inactive | | | | | | |
| at Sea 12/15 | | | | | | Inactive | | | | | | |
| Was 12/24 | | | | | | Inactive | | | | | | |
| at LV 1/1/23 | | | | | | Inactive | | | | | | |
| Ari 1/8/23 | | | | | | Inactive | | | | | | |
| Totals | 8-3 | 11/10 | 308 | 207 | 67.2 | 2,437 | 7.9 | 16 | 4 | 57 | 100 | 103.0 |



2020 San Francisco 49ers

| Game | W/L | P/S | Att. | Comp. | Pct. | Yards | Yards/Att. | TD | Int. | Long | Sack-Yards | Rtg. |
|---------------|------------|------------|------------|-----------|-------------|-----------------|------------|----------|----------|-----------|------------|-------------|
| Ari 9/13 | L | 1/1 | 33 | 19 | 57.6 | 259 | 7.8 | 2 | 0 | 76 | 16 | 103.0 |
| at NYJ 9/20 | W | 1/1 | 16 | 14 | 87.5 | 131 | 8.2 | 2 | 0 | 18 | 8 | 140.4 |
| at NYG 9/27 | | | | | | Inactive | | | | | | |
| Phi 10/4 | | | | | | Inactive | | | | | | |
| Mia 10/11 | L | 1/1 | 17 | 7 | 41.2 | 77 | 4.5 | 0 | 2 | 20 | 23 | 15.7 |
| LAR 10/18 | W | 1/1 | 33 | 23 | 69.7 | 268 | 8.1 | 3 | 0 | 44 | 0 | 124.3 |
| at NE 10/25 | W | 1/1 | 25 | 20 | 80.0 | 277 | 11.1 | 0 | 2 | 35 | 7 | 79.5 |
| at Sea 11/1 | L | 1/1 | 16 | 11 | 68.8 | 84 | 5.2 | 0 | 1 | 19 | 23 | 55.2 |
| GB 11/5 | | | | | | Injured Reserve | | | | | | |
| at NO 11/15 | | | | | | Injured Reserve | | | | | | |
| LAR 11/29 | | | | | | Injured Reserve | | | | | | |
| Buf 12/7 | | | | | | Injured Reserve | | | | | | |
| Was 12/13 | | | | | | Injured Reserve | | | | | | |
| at Dal 12/20 | | | | | | Injured Reserve | | | | | | |
| at Ari 12/26 | | | | | | Injured Reserve | | | | | | |
| Sea 1/3/21 | | | | | | Injured Reserve | | | | | | |
| Totals | 3-3 | 6/6 | 140 | 94 | 67.1 | 1,096 | 7.8 | 7 | 5 | 76 | 77 | 92.4 |

2021 San Francisco 49ers

| Game | W/L | P/S | Att. | Comp. | Pct. | Yards | Yards/Att. | TD | Int. | Long | Sack-Yards | Rtg. |
|---------------|------------|--------------|------------|------------|-------------|--------------|------------|-----------|-----------|-----------|------------|-------------|
| at Det 9/12 | W | 1/1 | 25 | 17 | 68.0 | 314 | 12.6 | 1 | 0 | 79 | 8 | 124.2 |
| at Phi 9/19 | W | 1/1 | 30 | 22 | 73.3 | 189 | 6.3 | 1 | 0 | 40 | 0 | 100.6 |
| GB 9/26 | L | 1/1 | 40 | 25 | 62.5 | 257 | 6.4 | 2 | 1 | 39 | 26 | 87.2 |
| Sea 10/3 | L | 1/1 | 23 | 14 | 60.9 | 165 | 7.2 | 1 | 1 | 26 | 7 | 79.1 |
| Ind 10/24 | L | 1/1 | 27 | 16 | 59.3 | 181 | 6.7 | 1 | 2 | 29 | 12 | 60.9 |
| at Chi 10/31 | W | 1/1 | 28 | 17 | 60.7 | 322 | 11.5 | 0 | 0 | 83 | 0 | 100.6 |
| Ari 11/7 | L | 1/1 | 40 | 28 | 70.0 | 326 | 8.2 | 2 | 1 | 32 | 28 | 100.6 |
| LAR 11/15 | W | 1/1 | 19 | 15 | 78.9 | 182 | 9.6 | 2 | 0 | 40 | 3 | 141.7 |
| at JAX 11/21 | W | 1/1 | 22 | 16 | 72.7 | 176 | 8.0 | 2 | 0 | 34 | 14 | 126.3 |
| Min 11/28 | W | 1/1 | 26 | 17 | 65.4 | 230 | 8.8 | 1 | 1 | 37 | 15 | 90.2 |
| at Sea 12/5 | L | 1/1 | 30 | 20 | 66.7 | 299 | 10.0 | 2 | 2 | 48 | 5 | 93.6 |
| at Cin 12/12 | W | 1/1 | 41 | 27 | 65.9 | 296 | 7.2 | 2 | 0 | 25 | 41 | 103.3 |
| Atl 12/19 | W | 1/1 | 23 | 18 | 78.3 | 235 | 10.2 | 1 | 0 | 36 | 0 | 123.7 |
| at Ten 12/23 | L | 1/1 | 35 | 26 | 74.3 | 322 | 9.2 | 1 | 2 | 56 | 16 | 88.0 |
| Hou 1/2/22 | | | | | | Inactive | | | | | | |
| at LAR 1/9/22 | W | 1/1 | 32 | 23 | 71.9 | 316 | 9.9 | 1 | 2 | 43 | 26 | 87.5 |
| Totals | 9-6 | 15/15 | 441 | 301 | 68.3 | 3,810 | 8.6 | 20 | 12 | 83 | 201 | 98.7 |

2021 Postseason

| Game | W/L | P/S | Att. | Comp. | Pct. | Yards | Yards/Att. | TD | Int. | Long | Sack-Yards | Rtg. |
|-------------------|------------|------------|-----------|-----------|-------------|------------|------------|----------|----------|-----------|------------|-------------|
| at Dal 1/16/22* W | 1/1 | 1/1 | 25 | 16 | 64.0 | 172 | 6.9 | 0 | 1 | 37 | 0 | 67.4 |
| at GB 1/22/22^ W | 1/1 | 1/1 | 19 | 11 | 57.9 | 131 | 6.9 | 0 | 1 | 24 | 25 | 57.1 |
| at LAR 1/30/22~L | 1/1 | 1/1 | 30 | 16 | 53.3 | 232 | 7.7 | 2 | 1 | 44 | 0 | 87.1 |
| Totals | 2-1 | 1/1 | 74 | 43 | 58.1 | 535 | 7.2 | 2 | 3 | 44 | 25 | 72.7 |

* Denotes NFC Wild Card Game, ^ Denotes NFC Divisional Round, ~ Denotes NFC Championship



Jimmy Garoppolo, Game-By-Game



2019 San Francisco 49ers

| Game | W/L | P/S | Att. | Comp. | Pct. | Yards/ | | | Int. | Long | Sack- | | Rtg. |
|---------------|-----|-------------|--------------|------------|------------|-------------|--------------|------------|-----------|-----------|-----------|------------|--------------|
| | | | | | | Yards | Att. | TD | | | Yards | Yards | |
| at TB 9/8 | W | 1/1 | 27 | 18 | 66.7 | 166 | 6.1 | 1 | 1 | 39 | 8 | 80.2 | |
| at Cin 9/15 | W | 1/1 | 25 | 17 | 68.0 | 296 | 11.8 | 3 | 1 | 39 | 0 | 131.0 | |
| Pit 9/22 | W | 1/1 | 32 | 23 | 71.9 | 277 | 8.7 | 1 | 2 | 27 | 9 | 82.4 | |
| Cle 10/7 | W | 1/1 | 29 | 20 | 69.0 | 181 | 6.2 | 2 | 0 | 22 | 10 | 108.5 | |
| at LAR 10/13 | W | 1/1 | 33 | 24 | 72.7 | 243 | 7.4 | 0 | 1 | 45 | 11 | 80.7 | |
| at Was 10/20 | W | 1/1 | 21 | 12 | 57.1 | 151 | 7.2 | 0 | 1 | 40 | 5 | 59.8 | |
| Car 10/27 | W | 1/1 | 22 | 18 | 81.8 | 175 | 8.0 | 2 | 1 | 29 | 19 | 111.2 | |
| at Ari 10/31 | W | 1/1 | 37 | 28 | 75.7 | 317 | 8.6 | 4 | 0 | 32 | 7 | 136.9 | |
| Sea 11/11 | W | 1/1 | 46 | 24 | 52.2 | 248 | 5.2 | 1 | 1 | 30 | 33 | 66.2 | |
| Ari 11/17 | W | 1/1 | 45 | 34 | 75.6 | 424 | 9.4 | 4 | 2 | 57 | 16 | 115.4 | |
| GB 11/24 | W | 1/1 | 20 | 14 | 70.0 | 253 | 12.7 | 2 | 0 | 61 | 26 | 145.8 | |
| at Bal 12/1 | L | 1/1 | 21 | 15 | 71.4 | 165 | 7.9 | 1 | 0 | 33 | 8 | 110.2 | |
| at NO 12/8 | W | 1/1 | 35 | 26 | 74.3 | 349 | 10.0 | 4 | 1 | 75 | 30 | 131.7 | |
| Atl 12/15 | W | 1/1 | 34 | 22 | 64.7 | 200 | 5.9 | 1 | 0 | 29 | 7 | 90.3 | |
| LAR 12/21 | W | 1/1 | 27 | 16 | 59.3 | 248 | 9.2 | 1 | 2 | 46 | 33 | 71.2 | |
| at Sea 12/29 | W | 1/1 | 22 | 18 | 81.8 | 285 | 13.0 | 0 | 0 | 49 | 15 | 118.8 | |
| Totals | | 13-3 | 16/16 | 476 | 329 | 69.1 | 3,978 | 8.4 | 27 | 13 | 75 | 237 | 102.0 |

2019 Postseason

| Game | W/L | P/S | Att. | Comp. | Pct. | Yards/ | | | Int. | Long | Sack- | | Rtg. |
|---------------|-----|------------|------------|-----------|-----------|-------------|------------|------------|----------|----------|-----------|-----------|-------------|
| | | | | | | Yards | Att. | TD | | | Yards | Yards | |
| Min 1/11/20^ | W | 1/1 | 19 | 11 | 57.9 | 131 | 6.9 | 1 | 1 | 22 | 9 | 74.7 | |
| GB 1/19/20 ~ | W | 1/1 | 8 | 6 | 75.0 | 77 | 9.6 | 0 | 0 | 30 | 8 | 104.7 | |
| at KC 2/2/20+ | L | 1/1 | 31 | 20 | 64.5 | 219 | 7.1 | 1 | 2 | 26 | 9 | 69.2 | |
| Totals | | 2-1 | 3/3 | 58 | 37 | 63.8 | 427 | 7.4 | 2 | 3 | 30 | 26 | 75.9 |

^ Denotes NFC Divisional Round, ~ Denotes NFC Championship, + Denotes Super Bowl

2018 San Francisco 49ers

| Game | W/L | P/S | Att. | Comp. | Pct. | Yards/ | | | Int. | Long | Sack- | | Rtg. |
|---------------|-----|------------|------------|-----------|-----------|-----------------|------------|------------|----------|----------|-----------|-----------|-------------|
| | | | | | | Yards | Att. | TD | | | Yards | Yards | |
| at Min 9/9 | L | 1/1 | 33 | 15 | 45.5 | 261 | 7.9 | 1 | 3 | 56 | 24 | 45.1 | |
| Det 9/16 | W | 1/1 | 26 | 18 | 69.2 | 206 | 7.9 | 2 | 0 | 35 | 50 | 118.4 | |
| at KC 9/23 | L | 1/1 | 30 | 20 | 66.7 | 251 | 8.4 | 2 | 0 | 35 | 23 | 114.7 | |
| at LAC 9/30 | | | | | | Injured Reserve | | | | | | | |
| Ari 10/7 | | | | | | Injured Reserve | | | | | | | |
| at GB 10/15 | | | | | | Injured Reserve | | | | | | | |
| LAR 10/21 | | | | | | Injured Reserve | | | | | | | |
| at Ari 10/28 | | | | | | Injured Reserve | | | | | | | |
| OAK 11/1 | | | | | | Injured Reserve | | | | | | | |
| NYG 11/12 | | | | | | Injured Reserve | | | | | | | |
| at TB 11/25 | | | | | | Injured Reserve | | | | | | | |
| at Sea 12/2 | | | | | | Injured Reserve | | | | | | | |
| Den 12/9 | | | | | | Injured Reserve | | | | | | | |
| Sea 12/16 | | | | | | Injured Reserve | | | | | | | |
| Chi 12/23 | | | | | | Injured Reserve | | | | | | | |
| at LAR 12/30 | | | | | | Injured Reserve | | | | | | | |
| Totals | | 1-2 | 3/3 | 89 | 53 | 59.6 | 718 | 8.1 | 5 | 3 | 56 | 97 | 90.0 |



2017 New England Patriots/San Francisco 49ers

| Game | W/L | P/S | Att. | Comp. | Pct. | Yards/ | | | Int. | Long | Sack- | | Rtg. |
|---------------|-----|------------|------------|------------|------------|--------------|--------------|------------|----------|----------|-----------|-----------|-------------|
| | | | | | | Yards | Att. | TD | | | Yards | Yards | |
| KC 9/7 | | | | | | Did Not Play | | | | | | | |
| at NO 9/17 | | | | | | Did Not Play | | | | | | | |
| Hou 9/24 | | | | | | Did Not Play | | | | | | | |
| Car 10/1 | | | | | | Did Not Play | | | | | | | |
| at TB 10/5 | | | | | | Did Not Play | | | | | | | |
| at NYJ 10/15 | | | | | | Did Not Play | | | | | | | |
| Atl 10/22 | | | | | | Did Not Play | | | | | | | |
| LAC 10/29 | | | | | | Did Not Play | | | | | | | |
| Ari 11/5 | | | | | | Did Not Play | | | | | | | |
| NYG 11/12 | | | | | | Did Not Play | | | | | | | |
| Sea 11/26 | | | | | | 100.0 | 18 | 9.0 | 1 | 0 | 10 | 0 | 143.8 |
| at Chi 12/3 | W | 1/1 | 37 | 26 | 70.3 | 293 | 7.9 | 0 | 1 | 33 | 15 | 82.4 | |
| at Hou 12/10 | W | 1/1 | 33 | 20 | 60.6 | 334 | 10.1 | 1 | 1 | 61 | 20 | 92.2 | |
| Ten 12/17 | W | 1/1 | 43 | 31 | 72.1 | 381 | 8.9 | 1 | 0 | 54 | 18 | 106.8 | |
| JAX 12/24 | W | 1/1 | 30 | 21 | 70.0 | 242 | 8.1 | 2 | 1 | 44 | 4 | 102.4 | |
| at LAR | W | 1/1 | 33 | 20 | 60.6 | 292 | 8.8 | 2 | 2 | 44 | 0 | 84.4 | |
| Totals | | 5-1 | 6/5 | 178 | 120 | 67.4 | 1,560 | 8.8 | 7 | 5 | 78 | 57 | 96.2 |

2016 New England Patriots

| Game | W/L | P/S | Att. | Comp. | Pct. | Yards/ | | | Int. | Long | Sack- | | Rtg. |
|---------------|-----|------------|------------|-----------|-----------|--------------|------------|------------|----------|----------|-----------|-----------|--------------|
| | | | | | | Yards | Att. | TD | | | Yards | Yards | |
| at Ari 9/11 | W | 1/1 | 33 | 24 | 72.7 | 264 | 8.0 | 1 | 0 | 37 | 7 | 106.1 | |
| Mia 9/18 | W | 1/1 | 26 | 18 | 69.2 | 232 | 8.9 | 3 | 0 | 26 | 0 | 135.4 | |
| Hou 9/22 | | | | | | Did Not Play | | | | | | | |
| Buf 10/2 | | | | | | Did Not Play | | | | | | | |
| at Cle 10/9 | W | 1/0 | 1 | 0 | 0.0 | 0 | 0.0 | 0 | 0 | 0 | 0 | 0 | 39.6 |
| Cin 10/16 | | | | | | Did Not Play | | | | | | | |
| at Pit 10/23 | | | | | | Did Not Play | | | | | | | |
| at Buf 10/30 | W | 1/0 | 0 | 0 | 0.0 | 0 | 0.0 | 0 | 0 | 0 | 0 | 8 | - |
| Sea 11/13 | | | | | | Did Not Play | | | | | | | |
| at SF 11/20 | | | | | | Did Not Play | | | | | | | |
| at NYJ 11/27 | | | | | | Did Not Play | | | | | | | |
| LAR 12/4 | | | | | | Did Not Play | | | | | | | |
| Bal 12/12 | | | | | | Did Not Play | | | | | | | |
| at Den 12/18 | | | | | | Did Not Play | | | | | | | |
| NYJ 12/24 | W | 1/0 | 2 | 1 | 50.0 | 6 | 3.0 | 0 | 0 | 6 | 0 | 56.3 | |
| at Mia 1/1/17 | W | 1/0 | 1 | 0 | 0.0 | 0 | 0.0 | 0 | 0 | 0 | 0 | 39.6 | |
| Totals | | 6-0 | 6/2 | 63 | 43 | 68.3 | 502 | 8.0 | 4 | 0 | 37 | 15 | 113.3 |

2016 Postseason

| Game | W/L | P/S | Att. | Comp. | Pct. | Yards/ | | | Int. | Long | Sack- | | Rtg. |
|----------------|-----|-----|------|-------|------|--------------|------|----|------|------|-------|-------|------|
| | | | | | | Yards | Att. | TD | | | Yards | Yards | |
| Hou 1/14/17^ | | | | | | Did Not Play | | | | | | | |
| Pit 1/22/17 ~ | | | | | | Did Not Play | | | | | | | |
| at Atl 2/5/17+ | | | | | | Did Not Play | | | | | | | |

^ Denotes AFC Divisional Round, ~ Denotes AFC Championship, + Denotes Super Bowl

2015 New England Patriots

| Game | W/L | P/S | Att. | Comp. | Pct. | Yards/ | | | Int. | Long | Sack- | | Rtg. |
|---------------|-----|------------|------------|----------|----------|--------------|----------|------------|----------|----------|----------|----------|-------------|
| | | | | | | Yards | Att. | TD | | | Yards | Yards | |
| Pit 9/10 | | | | | | Did Not Play | | | | | | | |
| at Buf 9/20 | | | | | | Did Not Play | | | | | | | |
| JAX 9/27 | W | 1/0 | 0 | 0 | 0.0 | 0 | 0.0 | 0 | 0 | 0 | 0 | 0 | - |
| at Dal 10/11 | W | 1/0 | 0 | 0 | 0.0 | 0 | 0.0 | 0 | 0 | 0 | 0 | 0 | - |
| at Ind 10/18 | | | | | | Did Not Play | | | | | | | |
| NYJ 10/25 | | | | | | Did Not Play | | | | | | | |
| Mia 10/29 | W | 1/0 | 0 | 0 | 0.0 | 0 | 0.0 | 0 | 0 | 0 | 0 | 0 | - |
| Was 11/8 | W | 1/0 | 0 | 0 | 0.0 | 0 | 0.0 | 0 | 0 | 0 | 0 | 0 | - |
| at NYG 11/15 | | | | | | Did Not Play | | | | | | | |
| Buf 11/23 | | | | | | Did Not Play | | | | | | | |
| at Den 11/29 | | | | | | Did Not Play | | | | | | | |
| Phi 12/6 | | | | | | Did Not Play | | | | | | | |
| at Hou 12/13 | | | | | | Did Not Play | | | | | | | |
| Ten 12/20 | | | | | | Did Not Play | | | | | | | |
| at NYJ 12/27 | | | | | | Did Not Play | | | | | | | |
| at Mia 1/3/16 | L | 1/0 | 4 | 1 | 25.0 | 6 | 1.5 | 0 | 0 | 6 | 0 | 39.6 | |
| Totals | | 4-1 | 5/0 | 4 | 1 | 25.0 | 6 | 1.5 | 0 | 0 | 6 | 0 | 39.6 |

2015 Postseason

| Game | W/L | P/S | Att. | Comp. | Pct. | Yards/ | | | Int. | Long | Sack- | | Rtg. |
|------------------|-----|-----|------|-------|------|--------------|------|----|------|------|-------|-------|------|
| | | | | | | Yards | Att. | TD | | | Yards | Yards | |
| KC 1/16/16^ | | | | | | Did Not Play | | | | | | | |
| at Den 1/24/16 ~ | | | | | | Did Not Play | | | | | | | |

^ Denotes AFC Divisional Round, ~ Denotes AFC Championship

2014 New England Patriots

| Game | W/L | P/S | Att. | Comp. | Pct. | Yards/ | | | Int. | Long | Sack- | | Rtg. |
|--------------|-----|-----|------|-------|-------|--------------|------|----|------|------|-------|-------|------|
| | | | | | | Yards | Att. | TD | | | Yards | Yards | |
| at Mia 9/7 | | | | | | Did Not Play | | | | | | | |
| at Min 9/14 | | | | | | Did Not Play | | | | | | | |
| OAK 9/21 | | | | | | Did Not Play | | | | | | | |
| at KC 9/29 | L | 1/0 | 7 | 6 | 85.7 | 70 | 10.0 | 1 | 0 | 37 | 6 | 147.9 | |
| Cin 10/5 | W | 1/0 | 0 | 0 | 0.0 | 0 | 0.0 | 0 | 0 | 0 | 0 | 0 | - |
| at Buf 10/12 | | | | | | Did Not Play | | | | | | | |
| NYJ 10/16 | | | | | | Did Not Play | | | | | | | |
| Chi 10/26 | W | 1/0 | 3 | 3 | 100.0 | 22 | 7.3 | 0 | 0 | 17 | 11 | 97.2 | |
| Den 11/2 | | | | | | Did Not Play | | | | | | | |
| at Ind 11/16 | W | 1/0 | 0 | 0 | 0.0 | 0 | 0.0 | 0 | 0 | 0 | 0 | 0 | - |
| Det 11/23 | | | | | | Did Not Play | | | | | | | |
| at GB 11/30 | | | | | | Did Not Play | | | | | | | |
| at SD 12/7 | | | | | | Did Not Play | | | | | | | |



92 Anthony Goodlow



Defensive End • Oklahoma State • Del City, OK.

Ht./Wt.: 6-5/284

NFL Exp.: R (1st Rams)

GP/GS, (Playoffs): 0/0 (0/0)

Birth Date: 7/25/2000

Acquired: UDFA-'24

Transactions: Signed with the Los Angeles Rams as an undrafted free agent (5/2/24).

College: Goodlow spent one season at Oklahoma State in 2023 and played in all 14 games and started nine of the last 10 games. He received honorable mention honors from the Big 12 coaches for Defensive Newcomer of the Year, Defensive Lineman of the Year and All-Big 12. Goodlow led all OSU defensive linemen with 42 tackles (18 solo) and his seven tackles for loss were fourth on the team and first among defensive linemen. Before transferring to Oklahoma state for his final collegiate season, Goodlow played at Tulsa, where he earned All-AAC honors for the first time in his career and a Second-Team conference selection as a senior in 2022. He started all 12 games his final year at Tulsa and he recorded 44 tackles (25 solo), eight tackles for loss which led all defensive linemen on the roster. His tackle for loss total also ranked second on the team and he also added 2.0 sacks, four hurries and two pass breakups. As a junior in 2021, Goodlow played in all 13 games (five starts) and compiled 28 tackles, seven tackles for loss, a team-high 6.0 sacks, and one fumble recovery. He played in nine games (five starts) as a sophomore in 2020 and was credited with 32 tackles, 5.5 tackles for loss, 4.0 sacks, one forced fumble and one pass breakup. Goodlow finished ninth in the AAC in sacks that season. He played in 12 games as a freshman in 2019 and was credited with nine tackles. He saw most of his playing time on special teams that season. Goodlow was a redshirt in 2018 and saw limited time in the final games of the season.



Personal: Goodlow lettered three years at Del City High School and was rated a three-star prospect out of high school by 247Sports and Rivals. He spent time at safety, linebacker and defensive end for his high school team and had 30 tackles for loss, 19.0 sacks, and three forced fumbles his senior season, earning District Player of the Year honors. Goodlow was named to The Oklahoman's Super 30 as the 27th top prospect in the state and was a 2017 VYPE Oklahoma Top-100 selection.



Anthony Goodlow, Collegiate Statistics



| Year | Team | GP | Tackles | | | Sacks | TFLs | Int. | Interceptions | | | PD | Fumbles | | |
|---------------|----------------|-----------|------------|-----------|-----------|-------------|-------------|----------|---------------|----------|----------|----------|----------|----------|----------|
| | | | Total | Solo | Asst. | | | | Yards | Long | TD | | FF | FR | Yards |
| 2018 | Tulsa | 2 | 0 | 0 | 0 | 0.0 | 0.0 | 0 | 0 | 0 | 0 | 0 | 0 | 0 | 0 |
| 2019 | Tulsa | 12 | 9 | 2 | 7 | 0.0 | 0.0 | 0 | 0 | 0 | 0 | 0 | 0 | 0 | 0 |
| 2020 | Tulsa | 9 | 32 | 18 | 14 | 4.0 | 5.5 | 0 | 0 | 0 | 0 | 1 | 1 | 0 | 0 |
| 2021 | Tulsa | 13 | 28 | 13 | 15 | 6.0 | 7.0 | 0 | 0 | 0 | 0 | 0 | 0 | 1 | 0 |
| 2022 | Tulsa | 12 | 44 | 24 | 20 | 2.0 | 8.0 | 0 | 0 | 0 | 0 | 2 | 0 | 0 | 0 |
| 2023 | Oklahoma State | 14 | 42 | 18 | 24 | 3.0 | 7.0 | 0 | 0 | 0 | 0 | 0 | 0 | 0 | 0 |
| Totals | | 64 | 155 | 75 | 80 | 15.0 | 27.5 | 0 | 0 | 0 | 0 | 3 | 1 | 1 | 0 |



31 Nick Hampton

Linebacker • Appalachian State • Anderson, SC

Ht./Wt.: 6-3/235

NFL Exp.: 2 (2nd Rams)

GP/GS, (Playoffs): 10/0

Birth Date: 4/5/2000

Acquired: D5-'23 (No. 161 Overall)

Transactions: Selected by the Los Angeles Rams in the fifth round (161st overall) of the 2023 NFL Draft (4/29/23).

NFL Career:

- Appeared in 10 regular season games and recorded four tackles his rookie season.
- Made his NFL debut in Week 1 against the Seattle Seahawks in 2023.
- Played 84 snaps during the preseason in 2023 and notched three tackles, five pressures and five hurries.



College: During his five seasons at Appalachian State, Hampton appeared in 50 games and tallied 175 tackles (89 solo), 40 tackles for loss, 26.5 sacks, four passes defended, six forced fumbles, and three fumble recoveries. His sack total is tied for fourth place in App State history and he notched 133 QB pressures and nine hurries, according to *Pro Football Focus*. His senior season in 2022, Hampton started in all nine game appearances at outside linebacker. The team captain earned All-Sun Belt first-team honors after recording 39 tackles (19 solo) 7.0 sacks, 9.5 tackles for loss, three forced fumbles and two fumble recoveries. In 2021, he started all 14 games and totaled 69 tackles (36 solo), 17.5 tackles for loss and 11.0 sacks, the sixth-most single-season sacks in program history and the most in the FBS era. He led Sun Belt defenders and ranked 16th nationally with 52 quarterback pressures. Hampton was one of only five players nationally in 2021 with more than 10.0 sacks, 15 tackles for loss and 65 tackles. Hampton also finished the season tied for second in the Sun Belt in sacks and tackles for loss. During the 2020 season, he played in 10 games (six starts) and finished fifth on the team with 42 tackles (21 solo). He also tied for second on the team with 3.0 sacks and tied for third with 6.5 tackles for loss. In 2019, Hampton appeared in all 14 games and made his first collegiate start at Troy. He finished second on the team with 5.5 sacks and tied for the team lead with eight hurries. Hampton finished the campaign with 24 tackles (11 solo), 6.5 tackles for loss and two forced fumbles. He redshirted as a true freshman and appeared in three contests in 2018.



Personal: Hampton was a two-time all-region I-A-A-A-A selection and a two-time (Anderson) Independent-Mail all-area selection in his high school career. He was rated a two-star prospect by 247Sports and also competed in track and field. Hampton has two siblings, Shaun and Dominic.





Nick Hampton, NFL Statistics



Regular Season

| Year | Team | GP | Tackles | | | Sacks | Yards | Int. | Interceptions | | | PD | Fumbles | | Yards |
|---------------|------------------|-----------|----------|----------|----------|------------|----------|----------|---------------|----------|----------|----------|----------|----------|-------|
| | | | Total | Solo | Asst. | | | | Yards | Long | TD | | FF | FR | |
| 2023 | Los Angeles Rams | 10 | 4 | 2 | 2 | 0.0 | 0 | 0 | 0 | 0 | 1 | 0 | 0 | 0 | |
| Totals | | 10 | 4 | 2 | 2 | 0.0 | 0 | 0 | 0 | 0 | 1 | 0 | 0 | 0 | |

Postseason

| Year | Team | GP | Tackles | | | Sacks | Yards | Int. | Interceptions | | | PD | Fumbles | | Yards |
|---------------|------------------|----------|----------|----------|----------|------------|----------|----------|---------------|----------|----------|----------|----------|----------|-------|
| | | | Total | Solo | Asst. | | | | Yards | Long | TD | | FF | FR | |
| 2023 | Los Angeles Rams | 1 | 0 | 0 | 0 | 0.0 | 0 | 0 | 0 | 0 | 0 | 0 | 0 | 0 | |
| Totals | | 1 | 0 | 0 | 0 | 0.0 | 0 | 0 | 0 | 0 | 0 | 0 | 0 | 0 | |



Nick Hampton, Game-By-Game



2023 Los Angeles Rams

| Game | W/L | P/S | T | S | A | Sk | Yds | Int | Yds | Lg | TD | PD | FF | FR | Yds |
|---------------|------------|-------------|----------|----------|----------|------------|------------|----------|----------|----------|----------|----------|----------|----------|----------|
| at Sea 9/10 | W | 1/0 | 0 | 0 | 0 | 0.0 | 0.0 | 0 | 0 | 0 | 0 | 0 | 0 | 0 | 0 |
| SF 9/17 | L | 1/0 | 0 | 0 | 0 | 0.0 | 0.0 | 0 | 0 | 0 | 0 | 0 | 0 | 0 | 0 |
| at Cin 9/25 | L | 1/0 | 0 | 0 | 0 | 0.0 | 0.0 | 0 | 0 | 0 | 0 | 0 | 0 | 0 | 0 |
| at Ind 10/1 | W | 1/0 | 0 | 0 | 0 | 0.0 | 0.0 | 0 | 0 | 0 | 0 | 0 | 0 | 0 | 0 |
| Phi 10/8 | | | | | | Inactive | | | | | | | | | |
| Ari 10/15 | | | | | | Inactive | | | | | | | | | |
| Pit 10/22 | | | | | | Inactive | | | | | | | | | |
| at Dal 10/29 | | | | | | Inactive | | | | | | | | | |
| at GB 11/5 | L | 1/0 | 0 | 0 | 0 | 0.0 | 0.0 | 0 | 0 | 0 | 0 | 0 | 0 | 0 | 0 |
| Sea 11/19 | | | | | | Inactive | | | | | | | | | |
| at Ari 11/26 | | | | | | Inactive | | | | | | | | | |
| Cle 12/3 | | | | | | Inactive | | | | | | | | | |
| at Bal 12/10 | L | 1/0 | 1 | 0 | 1 | 0.0 | 0.0 | 0 | 0 | 0 | 0 | 0 | 0 | 0 | 0 |
| Was 12/17 | W | 1/0 | 0 | 0 | 0 | 0.0 | 0.0 | 0 | 0 | 0 | 0 | 1 | 0 | 0 | 0 |
| NO 12/21 | W | 1/0 | 1 | 1 | 0 | 0.0 | 0.0 | 0 | 0 | 0 | 0 | 0 | 0 | 0 | 0 |
| at NYG 12/31 | W | 1/0 | 1 | 0 | 1 | 0.0 | 0.0 | 0 | 0 | 0 | 0 | 0 | 0 | 0 | 0 |
| at SF 1/7/24 | W | 1/0 | 1 | 1 | 0 | 0.0 | 0.0 | 0 | 0 | 0 | 0 | 0 | 0 | 0 | 0 |
| Totals | 6-4 | 10/0 | 4 | 2 | 2 | 0.0 | 0.0 | 0 | 0 | 0 | 0 | 1 | 0 | 0 | 0 |

2023 Postseason

| Game | W/L | P/S | T | S | A | Sk | Yds | Int | Yds | Lg | TD | PD | FF | FR | Yds |
|-----------------|------------|------------|----------|----------|----------|------------|----------|----------|----------|----------|----------|----------|----------|----------|----------|
| at Det 1/14/24* | L | 1/0 | 0 | 0 | 0 | 0.0 | 0 | 0 | 0 | 0 | 0 | 0 | 0 | 0 | 0 |
| Totals | 0-1 | 1/0 | 0 | 0 | 0 | 0.0 | 0 | 0 | 0 | 0 | 0 | 0 | 0 | 0 | 0 |

* Denotes Wild Card Round



Nick Hampton, Collegiate Statistics



Regular Season

| Year | Team | GP | Tackles | | | Sacks | Yards | Int. | Interceptions | | | PD | Fumbles | | Yards |
|---------------|----------------|-----------|------------|-----------|-----------|-------------|--------------|----------|---------------|----------|----------|----------|----------|----------|-------|
| | | | Total | Solo | Asst. | | | | Yards | Long | TD | | FF | FR | |
| 2018 | Appalachian St | 3 | 2 | 2 | 0 | 0.0 | 0.0 | 0 | 0 | 0 | 0 | 0 | 0 | 0 | |
| 2019 | Appalachian St | 14 | 24 | 11 | 13 | 5.5 | 30 | 0 | 0 | 0 | 0 | 2 | 0 | 0 | |
| 2020 | Appalachian St | 10 | 42 | 21 | 21 | 3.0 | 29 | 0 | 0 | 0 | 1 | 1 | 1 | 0 | |
| 2021 | Appalachian St | 14 | 68 | 36 | 32 | 11.0 | 55 | 0 | 0 | 0 | 2 | 0 | 0 | 0 | |
| 2022 | Appalachian St | 9 | 39 | 19 | 20 | 7.0 | 29 | 0 | 0 | 0 | 1 | 3 | 2 | 0 | |
| Totals | | 50 | 175 | 89 | 86 | 26.5 | 143.0 | 0 | 0 | 0 | 4 | 6 | 3 | 0 | |



79 Rob Havenstein



Tackle • Wisconsin • Mount Airy, MD

Ht./Wt.: 6-8/330
 NFL Exp.: 10 (10th Rams)
 GP/GS, (Playoffs): 130/130, (11/11)
 Birth Date: 5/13/1992
 Acquired: D2-'15 (No. 57)

Transactions: Signed contract extension with the Los Angeles Rams (9/8/22)...Signed contract extension with Rams (8/20/18)... Selected by the Rams in the second round (57th overall) of the 2015 NFL Draft (5/1/15).

NFL Career:

- Has started all 141 games played, including 130 regular season contests and 11 postseason matchups.
- Played 900 or more regular season snaps five times in his nine-year NFL career.
- On 818 snaps in the 2023 regular season, Havenstein allowed just 2.0 sacks and two quarterback hits.
- Recorded more than 1,000 regular season snaps in 2018 and 2020.
- Received a strong *Pro Football Focus* overall player grade of 81.5 for the 2021 season.
- Has recorded 80-plus PFF grades in 2018, 2020 and 2021.
- Voted team captain for the first time in his career leading up to the 2022 regular season opener. Has been a team captain the last two seasons.



College: During his time at Wisconsin, Havenstein matched the school record with 54 games played (42 starts) including 41-straight at right tackle over his final three seasons. He anchored an offensive line that led the way for two of the three best single-season rushing performances in school history at 283.3 yards per game in 2013. He blocked for three 1,000-yard rushers in Monte Ball, Melvin Gordon and James White, who were three of the top five rushers in school history. The Badgers were 39-16 while Havenstein was there. His senior year in 2014, Havenstein earned First-Team All-Big Ten honors, First-Team All-America (AFCA), Second-Team All-America (FWAA, USA Today) as well as the Big Ten Sportsmanship Award. In 2013, he was named Second-Team All-Big Ten by coaches and earned All-Big Team honorable mention. Havenstein made his first collegiate start against South Dakota in 2011 and redshirted during the 2010 season.

Personal: Havenstein was ranked by *ESPN/Scouts Inc.* as the No. 33 offensive tackle in the country and top offensive tackle in Maryland coming out of high school. The senior team captain was First-Team all-state and all-area. As a junior, he was named First-Team all-state, all-metro and all-area. Havenstein won letters in football and basketball and was named to the honor roll all four years in high school. He is the son of Gary and Cheryl Havenstein. His twin brother, Jeff, played basketball at Longwood and his sister, Holly, played basketball at Colgate. Havenstein majored in life sciences communication.



Havenstein's Career Games/Starts:

| Year | Teams | GP/GS |
|-------------------|------------------|----------------|
| 2015 | St. Louis Rams | 13/13 |
| 2016 | Los Angeles Rams | 15/15 |
| 2017 | Los Angeles Rams | 15/15 |
| 2018 | Los Angeles Rams | 16/16 |
| 2019 | Los Angeles Rams | 9/9 |
| 2020 | Los Angeles Rams | 16/16 |
| 2021 | Los Angeles Rams | 15/15 |
| 2022 | Los Angeles Rams | 17/17 |
| 2023 | Los Angeles Rams | 14/14 |
| Totals | | 130/130 |
| Postseason | | 11/11 |





89 Tyler Higbee



Tight End • Western Kentucky • Clearwater, FL

Ht./Wt.: 6-6/255

NFL Exp.: 9 (9th Rams)

GP/GS, (Playoffs): 125/116, (10/10)


Birth Date: 1/1/1993

Acquired: D4A-'16 (No. 110 Overall)

Transactions: Placed on Los Angeles Rams injured reserve list (2/11/22)... Signed contract extension with Rams (9/5/19)... Selected by the Rams in the fourth round of the 2016 draft (110th overall) on (4/30/16).

NFL Career:

- Has played in 125 regular season games (116 starts) and started all 10 postseason matchups he has played in.
- Has recorded 353 receptions for 3,602 yards and 22 touchdowns during the regular season in his eight-year NFL career. Is the Rams all-time leader in touchdowns, receptions, and receiving yards for tight ends.
- Passed Harold Jackson and moved to 14th in franchise history in receiving yards in 2023.
- Moved to ninth all-time in franchise history receptions during the 2023 season.
- Passed Preston Dennard in touchdown receptions and moved to 15th in team history in 2023.
- Was second on the team in receptions (61) and third in receiving yards (560) in the 2021 campaign.
- Registered a career-best 69 receptions for 734 yards during the regular season in 2019.
- Became the first tight end in franchise history to have three-consecutive 100-plus yard receiving games and set the single-season franchise record for receptions by a tight end in 2019.
- Recorded four consecutive games with more than 100-yards receiving from Week 13-16 during the 2019 season.
- Recorded back-to-back seasons with at least five touchdown receptions in 2020 and 2021.
- Hauled in six catches for 55 yards and two touchdowns in the NFC Championship Game against the 49ers last postseason.
- Became the 13th tight end in franchise history to record over 1,000 receiving yards in their career.
- Registered a career-best 12 catches on the road against the Dallas Cowboys during the 2019 campaign.
- Had seven receptions for a career-best 116 yards against the Seattle Seahawks in Week 14 of the 2019 season.
- Hauled in three touchdown receptions, a career-high, in Philadelphia against the Eagles in Week 2 of the 2020 season.



College: Higbee played in 38 games with 15 starts at Western Kentucky, becoming a midseason addition to the Biletnikoff Watch List as a senior in 2015. He recorded a pair of 100-yard receiving games and four touchdowns through the first four games of the year and caught at least one touchdown in six of his nine games, including two multi-touchdown games. He was a C-USA First Team selection and a *CBS Sports* Midseason All-American in 2015. As a junior in 2014, he tallied 230 yards on 15 receptions, including four touchdowns. He had a breakout performance at No. 19 Marshall when he caught three-touchdowns on six passes for 99-yards, earning CFPA honorable mention National Tight End of the Week honors. He was also one of only three tight ends to catch at least three touchdowns in a game, joined by FIU's Jonnu Smith and Minnesota's Maxx Williams. Higbee became one of just four players in WKU history to catch at least three touchdowns in a single game and the first since 1978. In 2013, he saw action in seven games (three starts) after converting to tight end from wide receiver. He finished the year with 13 catches for 169 yards and a touchdown. He redshirted in 2012 and played in 11 games as a freshman in 2011 with a pair of catches for 92 yards. His first career catch at the collegiate ranks was a 63-yard touchdown.



Personal: Higbee was named team MVP and team captain his senior season at East Lake High School when he reeled in a county-high 42 receptions and over 540 receiving yards and eight touchdowns in his final season as a tight end. He finished his prep career with over 1,100 yards receiving and 18 touchdowns, earning first-team All-County honors. Higbee was rated a two-star recruit by *Rivals.com* after lettering all four years in football. He also earned a pair of letters on the baseball diamond at the varsity level in high school.



Tyler Higbee, NFL Statistics



Regular Season

| Year | Team | G/S | No. | Receiving | | | | Att. | Rushing | | | |
|---------------|------------------|----------------|------------|--------------|-------------|-----------|-----------|----------|----------|------------|----------|----------|
| | | | | Yards | Avg. | Long | TD | | Yards | Avg. | Long | TD |
| 2016 | Los Angeles Rams | 16/7 | 11 | 85 | 7.7 | 31 | 1 | 0 | 0 | 0.0 | 0 | 0 |
| 2017 | Los Angeles Rams | 16/16 | 25 | 295 | 11.8 | 38 | 1 | 0 | 0 | 0.0 | 0 | 0 |
| 2018 | Los Angeles Rams | 16/16 | 24 | 292 | 12.2 | 36 | 2 | 0 | 0 | 0.0 | 0 | 0 |
| 2019 | Los Angeles Rams | 15/15 | 69 | 734 | 10.6 | 33 | 3 | 0 | 0 | 0.0 | 0 | 0 |
| 2020 | Los Angeles Rams | 15/15 | 44 | 521 | 13.7 | 44 | 5 | 1 | 1 | 1.0 | 1 | 0 |
| 2021 | Los Angeles Rams | 15/15 | 61 | 560 | 9.18 | 37 | 5 | 0 | 0 | 0.0 | 0 | 0 |
| 2022 | Los Angeles Rams | 17/17 | 72 | 620 | 8.6 | 26 | 3 | 0 | 0 | 0.0 | 0 | 0 |
| 2023 | Los Angeles Rams | 15/15 | 47 | 495 | 10.5 | 33 | 2 | 0 | 0 | 0.0 | 0 | 0 |
| Totals | | 125/116 | 353 | 3,602 | 10.2 | 44 | 22 | 1 | 1 | 1.0 | 1 | 0 |

Postseason

| Year | Team | G/S | No. | Receiving | | | | Att. | Rushing | | | |
|---------------|------------------|--------------|-----------|------------|-------------|-----------|----------|----------|----------|------------|----------|----------|
| | | | | Yards | Avg. | Long | TD | | Yards | Avg. | Long | TD |
| 2017 | Los Angeles Rams | 1/1 | 1 | 11 | 11.0 | 11 | 0 | 0 | 0 | 0.0 | 0 | 0 |
| 2018 | Los Angeles Rams | 3/3 | 6 | 55 | 9.2 | 19 | 1 | 0 | 0 | 0.0 | 0 | 0 |
| 2020 | Los Angeles Rams | 2/2 | 3 | 9 | 3.0 | 4 | 0 | 0 | 0 | 0.0 | 0 | 0 |
| 2021 | Los Angeles Rams | 3/3 | 9 | 115 | 12.8 | 29 | 0 | 0 | 0 | 0.0 | 0 | 0 |
| 2023 | Los Angeles Rams | 1/1 | 0 | 0 | 0.0 | 0 | 0 | 0 | 0 | 0.0 | 0 | 0 |
| Totals | | 10/10 | 19 | 190 | 10.0 | 19 | 1 | 0 | 0 | 0.0 | 0 | 0 |





Tyler Higbee, Game-By-Game



2023 Los Angeles Rams

| Game | W/L | P/S | Receiving | | | | | Rushing | | | | |
|---------------|------------|--------------|-----------|------------|-------------|-----------|----------|----------|----------|------------|----------|----------|
| | | | No. | Yards | Avg. | Long | TD | Att. | Yards | Avg. | Long | TD |
| at Sea 9/10 | W | 1/1 | 3 | 49 | 16.3 | 30 | 0 | 0 | 0 | 0.0 | 0 | 0 |
| SF 9/17 | L | 1/1 | 3 | 12 | 4.0 | 6 | 0 | 0 | 0 | 0.0 | 0 | 0 |
| at Cin 9/25 | L | 1/1 | 5 | 71 | 14.2 | 22 | 0 | 0 | 0 | 0.0 | 0 | 0 |
| at Ind 10/1 | W | 1/1 | 5 | 64 | 12.8 | 33 | 0 | 0 | 0 | 0.0 | 0 | 0 |
| Phi 10/8 | L | 1/1 | 2 | 20 | 10.0 | 12 | 0 | 0 | 0 | 0.0 | 0 | 0 |
| Ari 10/15 | W | 1/1 | 2 | 18 | 9.0 | 9 | 0 | 0 | 0 | 0.0 | 0 | 0 |
| Pit 10/22 | L | 1/1 | 1 | 7 | 7.0 | 7 | 0 | 0 | 0 | 0.0 | 0 | 0 |
| at Dal 10/29 | L | 1/1 | 5 | 45 | 9.0 | 20 | 0 | 0 | 0 | 0.0 | 0 | 0 |
| at GB 11/5 | L | 1/1 | 0 | 0 | 0.0 | 0 | 0 | 0 | 0 | 0.0 | 0 | 0 |
| Sea 11/19 | W | 1/1 | 1 | 17 | 17.0 | 17 | 0 | 0 | 0 | 0.0 | 0 | 0 |
| at Ari 11/26 | W | 1/1 | 5 | 29 | 5.8 | 7 | 2 | 0 | 0 | 0.0 | 0 | 0 |
| Cle 12/3 | W | 1/1 | 2 | 35 | 17.5 | 21 | 0 | 0 | 0 | 0.0 | 0 | 0 |
| at Bal 12/10 | | | | | Inactive | | | | | | | |
| Was 12/17 | W | 1/1 | 4 | 36 | 9.0 | 14 | 0 | 0 | 0 | 0.0 | 0 | 0 |
| NO 12/21 | W | 1/1 | 3 | 30 | 10.0 | 22 | 0 | 0 | 0 | 0.0 | 0 | 0 |
| at NYG 12/31 | W | 1/1 | 6 | 62 | 10.3 | 18 | 0 | 0 | 0 | 0.0 | 0 | 0 |
| at SF 1/7/24 | | | | | Inactive | | | | | | | |
| Totals | 9-6 | 15/15 | 47 | 495 | 10.5 | 33 | 2 | 0 | 0 | 0.0 | 0 | 0 |

2023 Postseason

| Game | W/L | P/S | Receiving | | | | | Rushing | | | | |
|-----------------|------------|------------|-----------|----------|------------|----------|----------|----------|----------|------------|----------|----------|
| | | | No. | Yards | Avg. | Long | TD | Att. | Yards | Avg. | Long | TD |
| at Det 1/14/24* | L | 1/1 | 0 | 0 | 0.0 | 0 | 0 | 0 | 0 | 0.0 | 0 | 0 |
| Totals | 0-1 | 1/1 | 0 | 0 | 0.0 | 0 | 0 | 0 | 0 | 0.0 | 0 | 0 |

* Denotes Wild Card Round



2022 Los Angeles Rams

| Game | W/L | P/S | Receiving | | | | | Rushing | | | | |
|---------------|-------------|--------------|-----------|------------|------------|-----------|----------|----------|----------|------------|----------|----------|
| | | | No. | Yards | Avg. | Long | TD | Att. | Yards | Avg. | Long | TD |
| Buf 9/8 | L | 1/1 | 5 | 39 | 7.8 | 11 | 0 | 0 | 0 | 0.0 | 0 | 0 |
| Atl 9/19 | W | 1/1 | 7 | 71 | 10.1 | 18 | 0 | 0 | 0 | 0.0 | 0 | 0 |
| at Ari 9/25 | W | 1/1 | 4 | 61 | 15.3 | 26 | 0 | 0 | 0 | 0.0 | 0 | 0 |
| at SF 10/3 | L | 1/1 | 10 | 73 | 7.3 | 12 | 0 | 0 | 0 | 0.0 | 0 | 0 |
| Dal 10/9 | L | 1/1 | 7 | 46 | 6.6 | 10 | 0 | 0 | 0 | 0.0 | 0 | 0 |
| Car 10/16 | W | 1/1 | 1 | 7 | 7.0 | 7 | 0 | 0 | 0 | 0.0 | 0 | 0 |
| SF 10/30 | L | 1/1 | 2 | 15 | 7.5 | 10 | 0 | 0 | 0 | 0.0 | 0 | 0 |
| at TB 11/6 | L | 1/1 | 0 | 0 | 0.0 | 0 | 0 | 0 | 0 | 0.0 | 0 | 0 |
| vs Ari 11/13 | L | 1/1 | 8 | 73 | 9.1 | 25 | 0 | 0 | 0 | 0.0 | 0 | 0 |
| at NO 11/20 | L | 1/1 | 4 | 45 | 11.3 | 20 | 0 | 0 | 0 | 0.0 | 0 | 0 |
| at KC 11/27 | L | 1/1 | 0 | 0 | 0.0 | 0 | 0 | 0 | 0 | 0.0 | 0 | 0 |
| Sea 12/4 | L | 1/1 | 2 | 14 | 7.0 | 9 | 0 | 0 | 0 | 0.0 | 0 | 0 |
| LV 12/8 | W | 1/1 | 2 | 11 | 5.5 | 6 | 0 | 0 | 0 | 0.0 | 0 | 0 |
| at GB 12/19 | L | 1/1 | 4 | 27 | 6.8 | 8 | 1 | 0 | 0 | 0.0 | 0 | 0 |
| Den 12/25 | W | 1/1 | 9 | 94 | 10.4 | 21 | 2 | 0 | 0 | 0.0 | 0 | 0 |
| at LAC 1/1/23 | L | 1/1 | 3 | 11 | 3.7 | 7 | 0 | 0 | 0 | 0.0 | 0 | 0 |
| at Sea 1/8/23 | L | 1/1 | 4 | 33 | 8.3 | 17 | 0 | 0 | 0 | 0.0 | 0 | 0 |
| Totals | 5-12 | 17/17 | 72 | 620 | 8.6 | 26 | 3 | 0 | 0 | 0.0 | 0 | 0 |

2021 Los Angeles Rams

| Game | W/L | P/S | Receiving | | | | | Rushing | | | | |
|---------------|-------------|--------------|-----------|------------|------------|-----------|----------|----------|----------|------------|----------|----------|
| | | | No. | Yards | Avg. | Long | TD | Att. | Yards | Avg. | Long | TD |
| Chi 9/12 | W | 1/1 | 5 | 68 | 13.6 | 37 | 0 | 0 | 0 | 0.0 | 0 | 0 |
| at Ind 9/19 | W | 1/1 | 1 | 8 | 8.0 | 8 | 0 | 0 | 0 | 0.0 | 0 | 0 |
| TB 9/26 | W | 1/1 | 5 | 40 | 7.4 | 12 | 1 | 0 | 0 | 0.0 | 0 | 0 |
| Ari 10/3 | L | 1/1 | 4 | 36 | 9.0 | 18 | 0 | 0 | 0 | 0.0 | 0 | 0 |
| at Sea 10/7 | W | 1/1 | 2 | 14 | 7.0 | 13 | 1 | 0 | 0 | 0.0 | 0 | 0 |
| at NYG 10/17 | W | 1/1 | 5 | 36 | 7.2 | 10 | 0 | 0 | 0 | 0.0 | 0 | 0 |
| Det 10/24 | W | 1/1 | 5 | 46 | 9.2 | 16 | 0 | 0 | 0 | 0.0 | 0 | 0 |
| at Hou 10/31 | W | 1/1 | 3 | 25 | 8.3 | 11 | 0 | 0 | 0 | 0.0 | 0 | 0 |
| Ten 11/7 | L | 1/1 | 5 | 51 | 10.2 | 26 | 0 | 0 | 0 | 0.0 | 0 | 0 |
| at SF 11/15 | L | 1/1 | 3 | 20 | 6.8 | 12 | 1 | 0 | 0 | 0.0 | 0 | 0 |
| at GB 11/28 | L | 1/1 | 1 | 3 | 3.0 | 3 | 0 | 0 | 0 | 0.0 | 0 | 0 |
| Jax 12/5 | W | 1/1 | 5 | 48 | 9.6 | 22 | 0 | 0 | 0 | 0.0 | 0 | 0 |
| at Ari 12/13 | W | | | | Inactive | | | | | | | |
| Sea 12/21 | W | | | | Inactive | | | | | | | |
| at Min 12/26 | W | 1/1 | 5 | 41 | 8.2 | 12 | 0 | 0 | 0 | 0.0 | 0 | 0 |
| at Bal | W | 1/1 | 6 | 69 | 11.5 | 19 | 0 | 0 | 0 | 0.0 | 0 | 0 |
| SF 1/9/22 | L | 1/1 | 6 | 55 | 9.2 | 15 | 2 | 0 | 0 | 0.0 | 0 | 0 |
| Totals | 12-5 | 15/15 | 61 | 560 | 9.2 | 37 | 5 | 0 | 0 | 0.0 | 0 | 0 |

2021 Postseason

| Game | W/L | P/S | Receiving | | | | | Rushing | | | | |
|----------------|------------|------------|-----------|------------|-------------|-----------|----------|----------|----------|------------|----------|----------|
| | | | No. | Yards | Avg. | Long | TD | Att. | Yards | Avg. | Long | TD |
| Ari 1/17/22 * | W | 1/1 | 3 | 46 | 15.3 | 22 | 0 | 0 | 0 | 0.0 | 0 | 0 |
| at TB 1/23/22^ | W | 1/1 | 4 | 51 | 12.6 | 29 | 0 | 0 | 0 | 0.0 | 0 | 0 |
| SF 1/30/22 ~ | W | 1/1 | 2 | 18 | 9.0 | 14 | 0 | 0 | 0 | 0.0 | 0 | 0 |
| Cin 2/13/22 + | W | | | | Inactive | | | | | | | |
| Totals | 4-0 | 3/3 | 9 | 115 | 12.8 | 29 | 0 | 0 | 0 | 0.0 | 0 | 0 |

* Denotes NFC Wild Card Game, ^ Denotes NFC Divisional Round, ~ Denotes NFC Championship, + Denotes Super Bowl



2020 Los Angeles Rams

| Game | W/L | P/S | Receiving | | | | | Rushing | | | | |
|---------------|-------------|--------------|-----------|------------|-------------|-----------|----------|----------|----------|------------|----------|----------|
| | | | No. | Yards | Avg. | Long | TD | Att. | Yards | Avg. | Long | TD |
| Dal 9/13 | W | 1/1 | 3 | 40 | 13.3 | 21 | 0 | 0 | 0 | 0.0 | 0 | 0 |
| at Phi 9/20 | W | 1/1 | 5 | 54 | 11.8 | 28t | 3 | 0 | 0 | 0.0 | 0 | 0 |
| at Buf 9/27 | L | 1/1 | 2 | 40 | 20.0 | 31 | 0 | 0 | 0 | 0.0 | 0 | 0 |
| NYG 10/4 | W | 1/1 | 3 | 20 | 7.0 | 8 | 0 | 0 | 0 | 0.0 | 0 | 0 |
| at Was 10/11 | W | 1/1 | 2 | 12 | 6.0 | 9 | 0 | 0 | 0 | 0.0 | 0 | 0 |
| at SF 10/18 | L | 1/1 | 3 | 56 | 18.7 | 31 | 0 | 0 | 0 | 0.0 | 0 | 0 |
| Chi 10/26 | W | | | | Inactive | | | | | | | |
| at Mia 11/1 | L | 1/1 | 2 | 14 | 7.0 | 13 | 0 | 0 | 0 | 0.0 | 0 | 0 |
| Sea 11/15 | W | 1/1 | 3 | 60 | 20.0 | 39 | 0 | 0 | 0 | 0.0 | 0 | 0 |
| at TB 11/23 | W | 1/1 | 4 | 19 | 4.8 | 7 | 0 | 1 | 1 | 1.0 | 1 | 0 |
| SF 11/29 | L | 1/1 | 1 | 6 | 6.0 | 6 | 0 | 0 | 0 | 0.0 | 0 | 0 |
| at Ari 12/6 | W | 1/1 | 4 | 24 | 6.0 | 16 | 1 | 0 | 0 | 0.0 | 0 | 0 |
| NE 12/10 | W | 1/1 | 2 | 34 | 17.0 | 25 | 0 | 0 | 0 | 0.0 | 0 | 0 |
| NYJ 12/20 | L | 1/1 | 4 | 67 | 16.8 | 44 | 1 | 0 | 0 | 0.0 | 0 | 0 |
| at Sea 12/27 | L | 1/1 | 3 | 34 | 11.3 | 22 | 0 | 0 | 0 | 0.0 | 0 | 0 |
| Ari 1/3/21 | W | 1/1 | 3 | 41 | 13.7 | 26 | 0 | 0 | 0 | 0.0 | 0 | 0 |
| Totals | 10-6 | 15/15 | 44 | 521 | 11.1 | 44 | 5 | 1 | 1 | 1.0 | 1 | 0 |

| Game | W/L | P/S | Receiving | | | | | Rushing | | | | |
|----------------|------------|------------|-----------|----------|------------|----------|----------|----------|----------|------------|----------|----------|
| | | | No. | Yards | Avg. | Long | TD | Att. | Yards | Avg. | Long | TD |
| at Sea 1/9/21* | W | 1/1 | 1 | 4 | 4.0 | 4 | 0 | 0 | 0 | 0.0 | 0 | 0 |
| at GB 1/6/21^ | L | 1/1 | 2 | 5 | 2.5 | 4 | 0 | 0 | 0 | 0.0 | 0 | 0 |
| Totals | 1-1 | 2/2 | 3 | 9 | 3.0 | 4 | 0 | 0 | 0 | 0.0 | 0 | 0 |

* Denotes NFC Wild Card Game, ^ Denotes NFC Divisional Round

2019 Los Angeles Rams

| Game | W/L | P/S | Receiving | | | | | Rushing | | | | |
|---------------|------------|--------------|-----------|------------|-------------|-----------|----------|----------|----------|------------|----------|----------|
| | | | No. | Yards | Avg. | Long | TD | Att. | Yards | Avg. | Long | TD |
| at Car 9/8 | W | 1/1 | 4 | 20 | 5.0 | 6 | 1 | 0 | 0 | 0.0 | 0 | 0 |
| NO 9/15 | W | 1/1 | 2 | 21 | 10.5 | 18 | 0 | 0 | 0 | 0.0 | 0 | 0 |
| at Cle 9/22 | W | 0/0 | | | Inactive | | | | | | | |
| TB 9/29 | L | 1/1 | 4 | 41 | 10.2 | 13 | 0 | 0 | 0 | 0.0 | 0 | 0 |
| at Sea 10/3 | L | 1/1 | 3 | 47 | 15.7 | 20 | 0 | 0 | 0 | 0.0 | 0 | 0 |
| SF 10/13 | L | 1/1 | 3 | 25 | 8.3 | 9 | 0 | 0 | 0 | 0.0 | 0 | 0 |
| at Atl 10/20 | W | 1/1 | 1 | 8 | 8.0 | 8 | 0 | 0 | 0 | 0.0 | 0 | 0 |
| Cin 10/27 | W | 1/1 | 1 | 8 | 8.0 | 8 | 0 | 0 | 0 | 0.0 | 0 | 0 |
| at Pit 11/10 | L | 1/1 | 3 | 22 | 7.3 | 12 | 0 | 0 | 0 | 0.0 | 0 | 0 |
| Chi 11/17 | W | 1/1 | 0 | 0 | 0.0 | 0 | 0 | 0 | 0 | 0.0 | 0 | 0 |
| Bal 11/25 | L | 1/1 | 5 | 20 | 4.0 | 7 | 0 | 0 | 0 | 0.0 | 0 | 0 |
| at Ari 12/1 | W | 1/1 | 7 | 107 | 15.3 | 26 | 1 | 0 | 0 | 0.0 | 0 | 0 |
| Sea 12/8 | W | 1/1 | 7 | 116 | 16.6 | 33 | 0 | 0 | 0 | 0.0 | 0 | 0 |
| at Dal 12/15 | L | 1/1 | 12 | 111 | 9.3 | 26 | 0 | 0 | 0 | 0.0 | 0 | 0 |
| SF 12/21 | L | 1/1 | 9 | 104 | 11.6 | 20 | 0 | 0 | 0 | 0.0 | 0 | 0 |
| Ari 12/29 | W | 1/1 | 8 | 84 | 10.5 | 22 | 1 | 0 | 0 | 0.0 | 0 | 0 |
| Totals | 9-7 | 15/15 | 69 | 734 | 10.6 | 33 | 3 | 0 | 0 | 0.0 | 0 | 0 |



Tyler Higbee, Game-By-Game



2018 Los Angeles Rams

| Game | W/L | P/S | Receiving | | | | TD | Rushing | | | | TD |
|---------------|-------------|--------------|-----------|------------|-------------|-----------|----------|----------|----------|------------|----------|----------|
| | | | No. | Yards | Avg. | Long | | Att. | Yards | Avg. | Long | |
| at Oak 9/10 | W | 1/1 | 0 | 0 | 0.0 | 0 | 0 | 0 | 0 | 0.0 | 0 | 0 |
| Ari 9/16 | W | 1/1 | 1 | 3t | 3.0 | 3 | 1 | 0 | 0 | 0.0 | 0 | 0 |
| LAC 9/23 | W | 1/1 | 2 | 35 | 17.5 | 20 | 0 | 0 | 0 | 0.0 | 0 | 0 |
| Min 9/27 | W | 1/1 | 0 | 0 | 0.0 | 0 | 0 | 0 | 0 | 0.0 | 0 | 0 |
| at Sea 10/7 | W | 1/1 | 2 | 26 | 13.0 | 17 | 0 | 0 | 0 | 0.0 | 0 | 0 |
| at Den 10/14 | W | 1/1 | 0 | 0 | 0.0 | 0 | 0 | 0 | 0 | 0.0 | 0 | 0 |
| at SF 10/21 | W | 1/1 | 0 | 0 | 0.0 | 0 | 0 | 0 | 0 | 0.0 | 0 | 0 |
| GB 10/28 | W | 1/1 | 1 | 6 | 6.0 | 6 | 0 | 0 | 0 | 0.0 | 0 | 0 |
| at NO 11/4 | L | 1/1 | 2 | 40 | 20.0 | 33 | 0 | 0 | 0 | 0.0 | 0 | 0 |
| Sea 11/11 | W | 1/1 | 3 | 25 | 8.3 | 10 | 1 | 0 | 0 | 0.0 | 0 | 0 |
| KC 11/19 | W | 1/1 | 6 | 68 | 10.5 | 16 | 0 | 0 | 0 | 0.0 | 0 | 0 |
| at Det 12/2 | W | 1/1 | 2 | 19 | 9.5 | 16 | 0 | 0 | 0 | 0.0 | 0 | 0 |
| at Chi 12/9 | L | 1/1 | 1 | 9 | 9.0 | 0 | 0 | 0 | 0 | 0.0 | 0 | 0 |
| Phi 12/16 | L | 1/1 | 2 | 14 | 7.0 | 11 | 0 | 0 | 0 | 0.0 | 0 | 0 |
| at Ari 12/23 | W | 1/1 | 1 | 16 | 16.0 | 16 | 0 | 0 | 0 | 0.0 | 0 | 0 |
| SF 12/30 | W | 1/1 | 1 | 36 | 36.0 | 36 | 0 | 0 | 0 | 0.0 | 0 | 0 |
| Totals | 13-3 | 16/16 | 24 | 292 | 12.2 | 36 | 2 | 0 | 0 | 0.0 | 0 | 0 |

2018 Postseason

| Game | W/L | P/S | Receiving | | | | TD | Rushing | | | | TD |
|-----------------|------------|------------|-----------|-----------|------------|-----------|----------|----------|----------|------------|----------|----------|
| | | | No. | Yards | Avg. | Long | | Att. | Yards | Avg. | Long | |
| Dal 1/12/19 * | W | 1/1 | 2 | 30 | 15.0 | 19 | 0 | 0 | 0 | 0.0 | 0 | 0 |
| at NO 1/20/19 ^ | W | 1/1 | 4 | 25 | 6.3 | 12 | 1 | 0 | 0 | 0.0 | 0 | 0 |
| NE 2/3/19 ! | L | 1/1 | 2 | 30 | 15.0 | 19 | 0 | 0 | 0 | 0.0 | 0 | 0 |
| Totals | 2-1 | 3/3 | 6 | 55 | 9.2 | 19 | 1 | 0 | 0 | 0.0 | 0 | 0 |

* Denotes NFC Divisional Playoff Game, ^ Denotes NFC Championship Game, ! Denotes Super Bowl LIII



2017 Los Angeles Rams

| Game | W/L | P/S | Receiving | | | | TD | Rushing | | | | TD |
|---------------|-------------|--------------|-----------|------------|-------------|-----------|----------|----------|----------|------------|----------|----------|
| | | | No. | Yards | Avg. | Long | | Att. | Yards | Avg. | Long | |
| Ind 9/10 | W | 1/1 | 2 | 17 | 8.5 | 9 | 0 | 0 | 0 | 0.0 | 0 | 0 |
| Was 9/17 | L | 1/1 | 0 | 0 | 0.0 | 0 | 0 | 0 | 0 | 0.0 | 0 | 0 |
| at SF 9/21 | W | 1/1 | 1 | 4 | 4.0 | 4 | 0 | 0 | 0 | 0.0 | 0 | 0 |
| at Dal 10/1 | W | 1/1 | 3 | 47 | 15.7 | 29 | 0 | 0 | 0 | 0.0 | 0 | 0 |
| Sea 10/8 | L | 1/1 | 4 | 98 | 24.5 | 35 | 0 | 0 | 0 | 0.0 | 0 | 0 |
| at Jax 10/15 | W | 1/1 | 1 | 0 | 0.0 | 0 | 0 | 0 | 0 | 0.0 | 0 | 0 |
| Ari 10/22 | W | 1/1 | 3 | 13 | 4.3 | 5 | 0 | 0 | 0 | 0.0 | 0 | 0 |
| at NYG 11/5 | W | 1/1 | 1 | 8 | 8.0 | 8t | 1 | 0 | 0 | 0.0 | 0 | 0 |
| Hou 11/12 | W | 1/1 | 2 | 22 | 11.0 | 15 | 0 | 0 | 0 | 0.0 | 0 | 0 |
| at Min 11/19 | L | 1/1 | 1 | 5 | 5.0 | 5 | 0 | 0 | 0 | 0.0 | 0 | 0 |
| NO 11/26 | W | 1/1 | 3 | 48 | 16.0 | 38 | 0 | 0 | 0 | 0.0 | 0 | 0 |
| at Ari 12/3 | W | 1/1 | 1 | 1 | 6.0 | 6 | 0 | 0 | 0 | 0.0 | 0 | 0 |
| Phi 12/10 | L | 1/1 | 0 | 0 | 0.0 | 0 | 0 | 0 | 0 | 0.0 | 0 | 0 |
| at Sea 12/17 | W | 1/1 | 1 | 12 | 12.0 | 12 | 0 | 0 | 0 | 0.0 | 0 | 0 |
| at Ten 12/24 | W | 1/1 | 2 | 15 | 7.5 | 10 | 0 | 0 | 0 | 0.0 | 0 | 0 |
| SF 12/31 | L | 1/1 | 0 | 0 | 0.0 | 0 | 0 | 0 | 0 | 0.0 | 0 | 0 |
| Totals | 11-5 | 16/16 | 25 | 295 | 11.8 | 38 | 1 | 0 | 0 | 0.0 | 0 | 0 |

2017 Postseason

| Game | W/L | P/S | Receiving | | | | TD | Rushing | | | | TD |
|---------------|------------|------------|-----------|-----------|-------------|-----------|----------|----------|----------|------------|----------|----------|
| | | | No. | Yards | Avg. | Long | | Att. | Yards | Avg. | Long | |
| Atl 1/6/18 * | L | 1/1 | 1 | 11 | 11.0 | 11 | 0 | 0 | 0 | 0.0 | 0 | 0 |
| Totals | 0-1 | 1/1 | 1 | 11 | 11.0 | 11 | 0 | 0 | 0 | 0.0 | 0 | 0 |

* Denotes NFC Wild Card Game

2016 Los Angeles Rams

| Game | W/L | P/S | Receiving | | | | TD | Rushing | | | | TD |
|---------------|-------------|--------------|-----------|-----------|------------|-----------|----------|----------|----------|------------|----------|----------|
| | | | No. | Yards | Avg. | Long | | Att. | Yards | Avg. | Long | |
| at SF 9/12 | L | 1/0 | 1 | 2 | 2.0 | 2 | 0 | 0 | 0 | 0.0 | 0 | 0 |
| Sea 9/18 | W | 1/0 | 0 | 0 | 0.0 | 0 | 0 | 0 | 0 | 0.0 | 0 | 0 |
| at TB 9/25 | W | 1/1 | 0 | 0 | 0.0 | 0 | 0 | 0 | 0 | 0.0 | 0 | 0 |
| at Ari 10/2 | W | 1/0 | 0 | 0 | 0.0 | 0 | 0 | 0 | 0 | 0.0 | 0 | 0 |
| Buf 10/9 | L | 1/0 | 0 | 0 | 0.0 | 0 | 0 | 0 | 0 | 0.0 | 0 | 0 |
| at Det 10/16 | L | 1/0 | 1 | 4 | 4.0 | 4 | 0 | 0 | 0 | 0.0 | 0 | 0 |
| NYG 10/23 | L | 1/0 | 0 | 0 | 0.0 | 0 | 0 | 0 | 0 | 0.0 | 0 | 0 |
| Car 11/6 | L | 1/1 | 1 | 31 | 31.0 | 31 | 0 | 0 | 0 | 0.0 | 0 | 0 |
| at NYJ 11/13 | W | 1/1 | 0 | 0 | 0.0 | 0 | 0 | 0 | 0 | 0.0 | 0 | 0 |
| Mia 11/20 | L | 1/1 | 2 | 4 | 2.0 | 3 | 0 | 0 | 0 | 0.0 | 0 | 0 |
| at NO 11/27 | L | 1/1 | 0 | 0 | 0.0 | 0 | 0 | 0 | 0 | 0.0 | 0 | 0 |
| at NE 12/4 | L | 1/0 | 2 | 16 | 8.0 | 10 | 0 | 0 | 0 | 0.0 | 0 | 0 |
| Atl 12/11 | L | 1/0 | 1 | 8 | 8.0 | 8 | 0 | 0 | 0 | 0.0 | 0 | 0 |
| at Sea 12/15 | L | 1/0 | 1 | 15 | 15.0 | 0 | 0 | 0 | 0 | 0.0 | 0 | 0 |
| SF 12/24 | L | 1/1 | 2 | 5 | 2.5 | 3 | 1 | 0 | 0 | 0.0 | 0 | 0 |
| Ari 1/1/17 | L | 1/0 | 0 | 0 | 0.0 | 0 | 0 | 0 | 0 | 0.0 | 0 | 0 |
| Totals | 4-12 | 16/16 | 11 | 85 | 7.7 | 31 | 1 | 0 | 0 | 0.0 | 0 | 0 |



96 Michael Hoecht



Defensive Line • Brown • Oakwood, OH

Ht./Wt.: 6-4/310

NFL Exp.: 5 (5th Rams)

GP/GS, (Playoffs): 51/26, (5/1)

Birth Date: 10/5/1997

Acquired: UDFA-'20

Transactions: Resigned with Los Angeles Rams (3/15/23)... Signed a reserves/futures contract with Rams (1/18/21)... Signed to Rams practice squad (9/5/20)... Waived by Rams (9/4/20)... Signed by the Rams as an undrafted rookie free agent (5/4/20).

NFL Career:

- Played in 51 games (26 starts) and totaled 115 tackles (68 solo), 10.5 sacks, 11 tackles for loss, 65 pressures, two forced fumbles, two passes defended, 45 hurries and 20 QB hits.
- Posted single-season career-bests in total tackles, solo tackles, sacks, pressures, tackles for loss, hurries, passes defended, pass breakups, and quarterback hits during the 2023 season.
- Recorded a single-game career-high of 2.0 sacks in Week 7 of the 2023 season.
- Started his first postseason game in the Wild Card round versus the Detroit Lions in 2023.
- Over the final seven games of 2022, Hoecht tallied 34 tackles, 23 pressures, 15 hurries, eight QB hits, 4.5 sacks, three tackles-for-loss, and one forced fumble.
- Appeared in all 18 regular season contests and four postseason games during the Rams Super Bowl winning season in 2021.
- Played 105 regular season snaps and recorded four tackles (all solo) during his first year on the active roster in 2021.
- Played two defensive snaps and recorded two tackles (one solo) in the Rams' Wild Card victory over the Cardinals in 2021.

College: Hoecht made 174 tackles and totaled 16.5 sacks during his collegiate career at Brown. He was named a Second-Team All-Ivy League selection in 2019 and was a two-year team captain in 2018 and 2019. As a junior, he led the Bears with 4.0 sacks and his 69 tackles were third on the team and 10th in the Ivy League. As a sophomore, Hoecht started all 10 games and finished with 45 tackles (10 for a loss) and 5.0 sacks. He played a major role as a freshman seeing action in seven games (four starts). His 4.0 sacks on the season tied for second-best on the team.



Personal: Hoecht attended Oakwood High School in Dayton, Ohio where he was a two-sport athlete and played basketball and football. He was awarded team captain in both sports. He was the South Western Buckeye League Offensive Player of the Year in football and the SWBL Player of the Year in basketball. While in college at Brown, Hoecht served as a calculus tutor and has an interest in finance and the economy. Michael is the son of Lynne and Brian Hoecht.





Michael Hoecht, NFL Statistics



| Year | Team | G/GS | Regular Season Tackles | | | | Sacks | Yards | Interceptions | | | | PD | Fumbles | | |
|---------------|------------------|--------------|------------------------|-----------|-----------|-------------|-------------|----------|---------------|----------|----------|----------|----------|----------|----------|----------|
| | | | Total | Solo | Asst. | Asst. | | | Int. | Yards | Long | TD | | FF | FR | Yards |
| 2020 | Los Angeles Rams | 0/0 | 0 | 0 | 0 | 0 | 0.0 | 0 | 0 | 0 | 0 | 0 | 0 | 0 | 0 | 0 |
| 2021 | Los Angeles Rams | 17/3 | 4 | 4 | 0 | 0 | 0.0 | 0 | 0 | 0 | 0 | 0 | 0 | 0 | 0 | 0 |
| 2022 | Los Angeles Rams | 17/6 | 34 | 21 | 13 | 4.5 | 23.5 | 0 | 0 | 0 | 0 | 0 | 1 | 0 | 0 | 0 |
| 2023 | Los Angeles Rams | 17/17 | 77 | 43 | 34 | 6.0 | 43.0 | 0 | 0 | 0 | 0 | 2 | 1 | 0 | 0 | 0 |
| Totals | | 51/26 | 115 | 68 | 47 | 10.5 | 66.5 | 0 | 0 | 0 | 0 | 2 | 2 | 0 | 0 | 0 |

| Year | Team | G/S | Postseason Tackles | | | | Sacks | Yards | Interceptions | | | TD | PD | Fumbles | | |
|---------------|------------------|------------|--------------------|----------|----------|------------|------------|----------|---------------|----------|----------|----------|----------|----------|----------|----------|
| | | | Total | Solo | Asst. | Asst. | | | Int. | Yards | Long | | | FF | FR | Yards |
| 2021 | Los Angeles Rams | 4/0 | 2 | 1 | 1 | 0.0 | 0.0 | 0 | 0 | 0 | 0 | 0 | 0 | 0 | 0 | 0 |
| 2023 | Los Angeles Rams | 1/1 | 6 | 2 | 4 | 0.5 | 0.5 | 0 | 0 | 0 | 0 | 0 | 0 | 0 | 0 | 0 |
| Totals | | 5/1 | 8 | 3 | 5 | 0.5 | 0.5 | 0 | 0 | 0 | 0 | 0 | 0 | 0 | 0 | 0 |





Michael Hoecht, Game-By-Game



2023 Los Angeles Rams

| Game | W/L | P/S | T | S | A | Sk | Yds | Int | Yds | Lg | TD | PD | FF | FR | Yds |
|---------------|-------------|--------------|-----------|-----------|-----------|------------|-------------|----------|----------|----------|----------|----------|----------|----------|----------|
| at Sea 9/10 | W | 1/1 | 3 | 1 | 2 | 0.5 | 4.0 | 0 | 0 | 0 | 0 | 0 | 0 | 0 | 0 |
| SF 9/17 | L | 1/1 | 6 | 4 | 2 | 0.0 | 0.0 | 0 | 0 | 0 | 0 | 0 | 0 | 0 | 0 |
| at Cin 9/25 | L | 1/1 | 3 | 1 | 2 | 0.0 | 0.0 | 0 | 0 | 0 | 0 | 0 | 0 | 0 | 0 |
| at Ind 10/1 | W | 1/1 | 5 | 1 | 4 | 0.0 | 0.0 | 0 | 0 | 0 | 0 | 1 | 0 | 0 | 0 |
| Phi 10/8 | L | 1/1 | 6 | 3 | 3 | 0.0 | 0.0 | 0 | 0 | 0 | 0 | 0 | 0 | 0 | 0 |
| Ari 10/15 | W | 1/1 | 4 | 2 | 2 | 0.0 | 0.0 | 0 | 0 | 0 | 0 | 0 | 0 | 0 | 0 |
| Pit 10/22 | L | 1/1 | 7 | 4 | 3 | 2.0 | 20.0 | 0 | 0 | 0 | 0 | 0 | 0 | 0 | 0 |
| at Dal 10/29 | L | 1/1 | 2 | 1 | 1 | 1.0 | 5.0 | 0 | 0 | 0 | 0 | 0 | 0 | 0 | 0 |
| at GB 11/5 | L | 1/1 | 6 | 3 | 3 | 0.0 | 0.0 | 0 | 0 | 0 | 0 | 0 | 0 | 0 | 0 |
| Sea 11/19 | W | 1/1 | 6 | 5 | 1 | 0.0 | 0.0 | 0 | 0 | 0 | 0 | 0 | 0 | 0 | 0 |
| at Ari 11/26 | W | 1/1 | 5 | 4 | 1 | 1.0 | 7.0 | 0 | 0 | 0 | 0 | 0 | 0 | 0 | 0 |
| Cle 12/3 | W | 1/1 | 0 | 0 | 0 | 0.0 | 0.0 | 0 | 0 | 0 | 0 | 0 | 0 | 0 | 0 |
| at Bal 12/10 | L | 1/1 | 7 | 4 | 3 | 0.0 | 0.0 | 0 | 0 | 0 | 0 | 0 | 0 | 0 | 0 |
| Was 12/17 | W | 1/1 | 3 | 3 | 0 | 0.0 | 0.0 | 0 | 0 | 0 | 0 | 1 | 0 | 0 | 0 |
| NO 12/21 | W | 1/1 | 3 | 1 | 2 | 0.0 | 0.0 | 0 | 0 | 0 | 0 | 0 | 0 | 0 | 0 |
| at NYG 12/31 | W | 1/1 | 6 | 2 | 4 | 0.5 | 0.0 | 0 | 0 | 0 | 0 | 0 | 2 | 0 | 0 |
| at SF 1/7/24 | W | 1/1 | 5 | 4 | 1 | 1.0 | 0.0 | 0 | 0 | 0 | 0 | 0 | 0 | 0 | 0 |
| Totals | 10-7 | 17/17 | 77 | 43 | 34 | 6.0 | 43.0 | 0 | 0 | 0 | 0 | 2 | 2 | 0 | 0 |

2023 Postseason

| Game | W/L | P/S | T | S | A | Sk | Yds | Int | Yds | Lg | TD | PD | FF | FR | Yds |
|-----------------|------------|------------|----------|----------|----------|------------|------------|----------|----------|----------|----------|----------|----------|----------|----------|
| at Det 1/14/24* | L | 1/1 | 6 | 2 | 4 | 0.5 | 0.5 | 0 | 0 | 0 | 0 | 0 | 0 | 0 | 0 |
| Totals | 0-1 | 1/1 | 6 | 2 | 4 | 0.5 | 0.5 | 0 | 0 | 0 | 0 | 0 | 0 | 0 | 0 |

* Denotes Wild Card Round



2021 Los Angeles Rams Game-By-Game

| Game | W/L | P/S | T | S | A | Sk | Yds | Int | Yds | Lg | TD | PD | FF | FR | Yds |
|---------------|-------------|-------------|----------|----------|----------|------------|------------|----------|----------|----------|----------|----------|----------|----------|----------|
| Chi 9/12 | W | 1/1 | 0 | 0 | 0 | 0.0 | 0.0 | 0 | 0 | 0 | 0 | 0 | 0 | 0 | 0 |
| at Ind 9/19 | W | 1/0 | 1 | 1 | 0 | 0.0 | 0.0 | 0 | 0 | 0 | 0 | 0 | 0 | 0 | 0 |
| TB 9/26 | W | 1/0 | 0 | 0 | 0 | 0.0 | 0.0 | 0 | 0 | 0 | 0 | 0 | 0 | 0 | 0 |
| Ari 10/3 | L | 1/0 | 0 | 0 | 0 | 0.0 | 0.0 | 0 | 0 | 0 | 0 | 0 | 0 | 0 | 0 |
| at Sea 10/7 | W | 1/1 | 0 | 0 | 0 | 0.0 | 0.0 | 0 | 0 | 0 | 0 | 0 | 0 | 0 | 0 |
| at NYG 10/17 | W | 1/1 | 0 | 0 | 0 | 0.0 | 0.0 | 0 | 0 | 0 | 0 | 0 | 0 | 0 | 0 |
| Det 10/24 | W | 1/0 | 0 | 0 | 0 | 0.0 | 0.0 | 0 | 0 | 0 | 0 | 0 | 0 | 0 | 0 |
| at Hou 10/31 | W | 1/0 | 1 | 1 | 0 | 0.0 | 0.0 | 0 | 0 | 0 | 0 | 0 | 0 | 0 | 0 |
| Ten 11/7 | L | 1/0 | 0 | 0 | 0 | 0.0 | 0.0 | 0 | 0 | 0 | 0 | 0 | 0 | 0 | 0 |
| at SF 11/15 | L | 1/0 | 0 | 0 | 0 | 0.0 | 0.0 | 0 | 0 | 0 | 0 | 0 | 0 | 0 | 0 |
| at GB 11/28 | L | 1/0 | 0 | 0 | 0 | 0.0 | 0.0 | 0 | 0 | 0 | 0 | 0 | 0 | 0 | 0 |
| Jax 12/5 | W | 1/0 | 2 | 2 | 0 | 0.0 | 0.0 | 0 | 0 | 0 | 0 | 0 | 0 | 0 | 0 |
| at Ari 12/13 | W | 1/0 | 0 | 0 | 0 | 0.0 | 0.0 | 0 | 0 | 0 | 0 | 0 | 0 | 0 | 0 |
| Sea 12/21 | W | 1/0 | 0 | 0 | 0 | 0.0 | 0.0 | 0 | 0 | 0 | 0 | 0 | 0 | 0 | 0 |
| at Min 12/26 | W | 1/0 | 0 | 0 | 0 | 0.0 | 0.0 | 0 | 0 | 0 | 0 | 0 | 0 | 0 | 0 |
| at Bal 1/2 | W | 1/0 | 0 | 0 | 0 | 0.0 | 0.0 | 0 | 0 | 0 | 0 | 0 | 0 | 0 | 0 |
| SF 1/9/22 | L | 1/0 | 0 | 0 | 0 | 0.0 | 0.0 | 0 | 0 | 0 | 0 | 0 | 0 | 0 | 0 |
| Totals | 12-5 | 17/3 | 4 | 4 | 0 | 0.0 | 0.0 | 0 | 0 | 0 | 0 | 0 | 0 | 0 | 0 |


2021 Postseason

| Game | W/L | P/S | T | S | A | Sk | Yds | Int | Yds | Lg | TD | PD | FF | FR | Yds |
|-----------------|------------|----------|----------|----------|----------|------------|------------|----------|----------|----------|----------|----------|----------|----------|----------|
| Ari 1/17/22 * | W | 1/0 | 2 | 1 | 1 | 0.0 | 0.0 | 0 | 0 | 0 | 0 | 0 | 0 | 0 | 0 |
| at TB 1/23/22 ^ | W | 1/0 | 0 | 0 | 0 | 0.0 | 0.0 | 0 | 0 | 0 | 0 | 0 | 0 | 0 | 0 |
| SF 1/30/22 ~ | W | 1/0 | 0 | 0 | 0 | 0.0 | 0.0 | 0 | 0 | 0 | 0 | 0 | 2 | 0 | 0 |
| Cin 2/13/22 + | W | 1/0 | 0 | 0 | 0 | 0.0 | 0.0 | 0 | 0 | 0 | 0 | 0 | 0 | 0 | 0 |
| Totals | 4-0 | 2 | 1 | 1 | 0 | 0.0 | 0.0 | 0 | 0 | 0 | 0 | 0 | 2 | 0 | 0 |

* Denotes NFC Wild Card Game, ^ Denotes NFC Divisional Round, ~ Denotes NFC Championship, + Denotes Super Bowl

2022 Los Angeles Rams Game-By-Game

| Game | W/L | P/S | T | S | A | Sk | Yds | Int | Yds | Lg | TD | PD | FF | FR | Yds |
|---------------|-------------|-------------|-----------|-----------|-----------|------------|-------------|----------|----------|----------|----------|----------|----------|----------|----------|
| Buf 9/8 | L | 1/0 | 0 | 0 | 0 | 0.0 | 0.0 | 0 | 0 | 0 | 0 | 0 | 0 | 0 | 0 |
| Atl 9/18 | W | 1/0 | 0 | 0 | 0 | 0.0 | 0.0 | 0 | 0 | 0 | 0 | 0 | 0 | 0 | 0 |
| Ari 9/25 | W | 1/0 | 0 | 0 | 0 | 0.0 | 0.0 | 0 | 0 | 0 | 0 | 0 | 0 | 0 | 0 |
| at SF 10/3 | L | 1/0 | 0 | 0 | 0 | 0.0 | 0.0 | 0 | 0 | 0 | 0 | 0 | 0 | 0 | 0 |
| Dal 10/9 | L | 1/0 | 0 | 0 | 0 | 0.0 | 0.0 | 0 | 0 | 0 | 0 | 0 | 0 | 0 | 0 |
| Car 10/16 | W | 1/0 | 0 | 0 | 0 | 0.0 | 0.0 | 0 | 0 | 0 | 0 | 0 | 0 | 0 | 0 |
| SF 10/30 | L | 1/0 | 0 | 0 | 0 | 0.0 | 0.0 | 0 | 0 | 0 | 0 | 0 | 0 | 0 | 0 |
| at TB 11/6 | L | 1/0 | 0 | 0 | 0 | 0.0 | 0.0 | 0 | 0 | 0 | 0 | 0 | 0 | 0 | 0 |
| Ari 11/13 | L | 1/0 | 0 | 0 | 0 | 0.0 | 0.0 | 0 | 0 | 0 | 0 | 0 | 0 | 0 | 0 |
| at NO 11/20 | L | 1/0 | 0 | 0 | 0 | 0.0 | 0.0 | 0 | 0 | 0 | 0 | 0 | 0 | 0 | 0 |
| at KC 11/27 | L | 1/0 | 6 | 2 | 4 | 0.0 | 0.0 | 0 | 0 | 0 | 0 | 0 | 0 | 0 | 0 |
| Sea 12/4 | L | 1/1 | 3 | 3 | 0 | 2.0 | 11.0 | 0 | 0 | 0 | 0 | 0 | 1 | 0 | 0 |
| LV 12/8 | W | 1/1 | 5 | 3 | 2 | 0.0 | 0.0 | 0 | 0 | 0 | 0 | 0 | 0 | 0 | 0 |
| at GB 12/19 | L | 1/1 | 5 | 3 | 2 | 0.0 | 0.0 | 0 | 0 | 0 | 0 | 0 | 0 | 0 | 0 |
| Den 12/25 | W | 1/1 | 3 | 2 | 1 | 1.5 | 7.5 | 0 | 0 | 0 | 0 | 0 | 0 | 0 | 0 |
| at LAC 1/1 | L | 1/1 | 7 | 5 | 2 | 0.0 | 0.0 | 0 | 0 | 0 | 0 | 0 | 0 | 0 | 0 |
| at Sea 1/8 | L | 1/1 | 5 | 3 | 2 | 1.0 | 5.0 | 0 | 0 | 0 | 0 | 0 | 0 | 0 | 0 |
| Totals | 5-12 | 17/6 | 34 | 21 | 13 | 4.5 | 23.5 | 0 | 0 | 0 | 0 | 0 | 1 | 0 | 0 |





Jacob Hummel, Game-By-Game



2023 Los Angeles Rams

| Game | W/L | P/S | T | S | A | Sk | Yds | Int | Yds | Lg | TD | PD | FF | FR | Yds |
|---------------|-------------|-------------|----------|----------|----------|------------|------------|----------|----------|----------|----------|----------|----------|----------|----------|
| at Sea 9/10 | W | 1/0 | 0 | 0 | 0 | 0.0 | 0.0 | 0 | 0 | 0 | 0 | 0 | 0 | 0 | 0 |
| SF 9/17 | L | 1/0 | 0 | 0 | 0 | 0.0 | 0.0 | 0 | 0 | 0 | 0 | 0 | 0 | 0 | 0 |
| at Cin 9/25 | L | 1/0 | 0 | 0 | 0 | 0.0 | 0.0 | 0 | 0 | 0 | 0 | 0 | 0 | 0 | 0 |
| at Ind 10/1 | W | 1/0 | 0 | 0 | 0 | 0.0 | 0.0 | 0 | 0 | 0 | 0 | 0 | 0 | 0 | 0 |
| Phi 10/8 | L | 1/0 | 0 | 0 | 0 | 0.0 | 0.0 | 0 | 0 | 0 | 0 | 0 | 0 | 0 | 0 |
| Ari 10/15 | W | 1/0 | 1 | 1 | 0 | 0.0 | 0.0 | 0 | 0 | 0 | 0 | 0 | 0 | 0 | 0 |
| Pit 10/22 | L | 1/0 | 0 | 0 | 0 | 0.0 | 0.0 | 0 | 0 | 0 | 0 | 0 | 0 | 0 | 0 |
| at Dal 10/29 | L | 1/0 | 0 | 0 | 0 | 0.0 | 0.0 | 0 | 0 | 0 | 0 | 0 | 0 | 0 | 0 |
| at GB 11/5 | L | 1/0 | 0 | 0 | 0 | 0.0 | 0.0 | 0 | 0 | 0 | 0 | 0 | 0 | 0 | 0 |
| Sea 11/19 | W | 1/0 | 0 | 0 | 0 | 0.0 | 0.0 | 0 | 0 | 0 | 0 | 0 | 0 | 0 | 0 |
| at Ari 11/26 | W | 1/0 | 3 | 3 | 0 | 0.0 | 0.0 | 0 | 0 | 0 | 0 | 0 | 0 | 0 | 0 |
| Cle 12/3 | W | 1/0 | 0 | 0 | 0 | 0.0 | 0.0 | 0 | 0 | 0 | 0 | 0 | 0 | 0 | 0 |
| at Bal 12/10 | L | 1/0 | 0 | 0 | 0 | 0.0 | 0.0 | 0 | 0 | 0 | 0 | 0 | 0 | 0 | 0 |
| Was 12/17 | W | 1/0 | 0 | 0 | 0 | 0.0 | 0.0 | 0 | 0 | 0 | 0 | 0 | 0 | 0 | 0 |
| NO 12/21 | W | 1/0 | 0 | 0 | 0 | 0.0 | 0.0 | 0 | 0 | 0 | 0 | 0 | 0 | 0 | 0 |
| at NYG 12/31 | W | 1/0 | 0 | 0 | 0 | 0.0 | 0.0 | 0 | 0 | 0 | 0 | 0 | 0 | 0 | 0 |
| at SF 1/7/24 | W | 1/0 | 1 | 1 | 0 | 0.0 | 0.0 | 0 | 0 | 0 | 0 | 0 | 0 | 0 | 0 |
| Totals | 10-7 | 17/0 | 5 | 5 | 0 | 0.0 | 0.0 | 0 | 0 | 0 | 0 | 0 | 0 | 0 | 0 |

2023 Los Angeles Rams

| Game | W/L | P/S | T | S | A | Sk | Yds | Int | Yds | Lg | TD | PD | FF | FR | Yds |
|------------------|------------|------------|----------|----------|----------|------------|------------|----------|----------|----------|----------|----------|----------|----------|----------|
| at Det 11/14/24* | L | 1/0 | 0 | 0 | 0 | 0.0 | 0.0 | 0 | 0 | 0 | 0 | 0 | 0 | 0 | 0 |
| Totals | 0-1 | 1/0 | 0 | 0 | 0 | 0.0 | 0.0 | 0 | 0 | 0 | 0 | 0 | 0 | 0 | 0 |

* Denotes Wild Card Round



2022 Los Angeles Rams Game-By-Game

| Game | W/L | P/S | T | S | A | Sk | Yds | Int | Yds | Lg | TD | PD | FF | FR | Yds |
|---------------|-------------|------------|----------|----------|----------|------------|------------|----------|----------|----------|-----------------|----------|----------|----------|----------|
| Buf 9/8 | L | 1/0 | 1 | 1 | 0 | 0.0 | 0.0 | 0 | 0 | 0 | 0 | 0 | 0 | 0 | 0 |
| Atl 9/18 | W | 1/0 | 1 | 0 | 1 | 0.0 | 0.0 | 0 | 0 | 0 | 0 | 0 | 0 | 0 | 0 |
| Ari 9/25 | W | 1/0 | 0 | 0 | 0 | 0.0 | 0.0 | 0 | 0 | 0 | 0 | 0 | 0 | 0 | 0 |
| at SF 10/3 | L | 1/0 | 0 | 0 | 0 | 0.0 | 0.0 | 0 | 0 | 0 | 0 | 0 | 0 | 0 | 0 |
| Dal 10/9 | L | 1/0 | 0 | 0 | 0 | 0.0 | 0.0 | 0 | 0 | 0 | 0 | 0 | 0 | 0 | 0 |
| Car 10/16 | W | 1/0 | 1 | 0 | 1 | 0.0 | 0.0 | 0 | 0 | 0 | 0 | 0 | 0 | 0 | 0 |
| SF 10/30 | L | 1/0 | 1 | 0 | 1 | 0.0 | 0.0 | 0 | 0 | 0 | 0 | 0 | 0 | 0 | 0 |
| at TB 11/6 | L | | | | | | | | | | Injured Reserve | | | | |
| Ari 11/13 | L | | | | | | | | | | Injured Reserve | | | | |
| at NO 11/20 | L | | | | | | | | | | Injured Reserve | | | | |
| at KC 11/27 | L | | | | | | | | | | Injured Reserve | | | | |
| Sea 12/4 | L | | | | | | | | | | Injured Reserve | | | | |
| LV 12/8 | W | | | | | | | | | | Injured Reserve | | | | |
| at GB 12/19 | L | | | | | | | | | | Injured Reserve | | | | |
| Den 12/25 | W | | | | | | | | | | Injured Reserve | | | | |
| at LAC 1/1 | L | | | | | | | | | | Injured Reserve | | | | |
| at Sea 1/8 | L | | | | | | | | | | Injured Reserve | | | | |
| Totals | 5-12 | 7/0 | 4 | 1 | 3 | 0.0 | 0.0 | 0 | 0 | 0 | 0 | 0 | 0 | 0 | 0 |



Jacob Hummel, Collegiate Statistics



Regular Season

| Year | College | G/S | Tackles | | | Sacks | Yards | Int. | Interceptions | | | PD | Fumbles | | |
|---------------|------------|--------------|------------|------------|-----------|------------|-------------|----------|---------------|-------------|----------|-----------|----------|----------|----------|
| | | | Total | Solo | Asst. | | | | Yards | Long | TD | | FF | FR | Yards |
| 2017 | Iowa State | 12/0 | 4 | 1 | 3 | 0.0 | 0.0 | 0 | 0.0 | 0.0 | 0 | 0 | 0 | 0 | 0 |
| 2018 | Iowa State | 13/0 | 31 | 26 | 5 | 1.0 | 3.0 | 0 | 0.0 | 0.0 | 0 | 0 | 0 | 0 | 0 |
| 2019 | Iowa State | 13/0 | 36 | 25 | 11 | 0.0 | 0.0 | 1 | 48.0 | 0.0 | 1 | 3 | 0 | 0 | 0 |
| 2020 | Iowa State | 12/12 | 77 | 40 | 37 | 0.0 | 0.0 | 0 | 0.0 | 0.0 | 0 | 3 | 1 | 0 | 0 |
| 2021 | Iowa State | 13/13 | 80 | 39 | 41 | 1.0 | 11.0 | 2 | 24.0 | 24.0 | 1 | 6 | 0 | 1 | 0 |
| Totals | | 63/25 | 228 | 131 | 97 | 2.0 | 14.0 | 3 | 72.0 | 48.0 | 2 | 12 | 1 | 1 | 0 |



34 Tanner Ingle

Safety • North Carolina State • Orlando, Fla.

Ht./Wt.: 5-8/179

NFL Exp.: 1 (1st Rams)

GP/GS, (Playoffs): 0/0 (0/0)

Birth Date: 10/29/1999

Acquired: UDFA-'23

Transactions: Signed to the Los Angeles Rams practice squad (8/30/23)...Waived by the Rams (8/28/23)...Signed with the Los Angeles Rams as an undrafted rookie (5/2/23).

College: During his time at NC State, Ingle appeared in 56 games (50 starts), and recorded 310 total tackles (175 solo), and three interceptions. His 2,960 career snaps ranked second among defensive players and he ranked second on the team in tackles. During his senior campaign in 2022, he earned Second-Team All-ACC and finished with career-high numbers in interceptions (two) and solo tackles (43). During the 2021 season, Ingle was named First-Team All-ACC, First-Team *Associated Press*, and Second-Team according to Phil Steele. He was the second-leading tackler with 82 stops. He finished with 776 snaps for the season, the highest total on defense. Ingle led the team with a career-high single-game tackles (13) and had his first career interception against USF. During the 2020 season, he faced a hamstring injury for most of the season. He was voted season captain and named Fourth-Team preseason All-ACC choice by Phil Steele. As a sophomore in 2019, Ingle was the second-leading tackler for the season with 68 stops and earned the team's Dewayne Washington Award for Defensive Back of the year. During his sophomore campaign, he switched positions from nickel to free safety. As a true freshman in 2018, he was one of two freshman to start multiple games on defense. Ingle ranked sixth on the team in tackles.




Personal: A 2018 graduate from Dr. Phillips High School in Orlando FL., Ingle helped his team to the Florida Class 8A state title with a record of 13-2. He competed in track and field and was a two-time state title holder in the long jump. Ingle was ranked 47th in the nation by *Rivals* and 78th cornerback nationally by *247 Sports*. As a senior, he finished with 101 tackles, nine rushes for 44 yards, one touchdown, and tallied 215 yards in both punt and kickoff returns. Ingle was named First-Team all-state, two-time First-Team all-metro and all-district selection, and voted team captain. During his time at NC State he studied sport management.



Tanner Ingle, Collegiate Statistics



| Year | College | G | Tackles | | | | | Interceptions | | | | | Fumbles | | |
|---------------|----------|-----------|------------|------------|------------|------------|-----------|---------------|----------|----------|----------|-----------|----------|----------|----------|
| | | | Total | Solo | Asst. | Sacks | Yards | Int. | Yards | Long | TD | PD | FF | FR | Yards |
| 2018 | NC State | 13 | 44 | 34 | 10 | 1.0 | 4 | 0 | 0 | 0 | 0 | 1 | 0 | 2 | 0 |
| 2019 | NC State | 11 | 68 | 37 | 31 | 0.5 | 3 | 0 | 0 | 0 | 0 | 4 | 0 | 1 | 0 |
| 2020 | NC State | 7 | 33 | 22 | 11 | 0.0 | 0 | 0 | 0 | 0 | 0 | 2 | 0 | 0 | 0 |
| 2021 | NC State | 12 | 82 | 39 | 43 | 0.5 | 2 | 1 | 6 | 6 | 0 | 5 | 0 | 0 | 0 |
| 2022 | NC State | 13 | 83 | 43 | 40 | 0.5 | 1 | 2 | 0 | 0 | 0 | 4 | 0 | 0 | 0 |
| Totals | | 56 | 310 | 175 | 135 | 2.5 | 10 | 3 | 6 | 6 | 0 | 16 | 0 | 3 | 0 |



68 Alaric Jackson



Offensive Line • Iowa • Detroit, MI

Ht./Wt.: 6-7/285
 NFL Exp.: 3 (3rd Rams)
 GP/GS, (Playoffs): 27/21, (3/1)
 Birth Date: 7/14/1998
 Acquired: UDFA-'21

Transactions: Placed on injured reserve (11/16/22)...Signed by the Los Angeles Rams as an undrafted rookie free agent (5/2/21).

NFL Career:

- Has started 21-of-27 regular season games played and has been on the field for more than 1,300 snaps.
- Saw action in 15 games (all starts) during the 2023 season and totaled 923 snaps, allowed 1.0 sack, and eight quarterback hits.
- Among tackles who played over 500 offensive snaps during the 2023 regular season, he tied for first in sacks allowed.
- Was the fourth-highest graded left tackle in Week 6 of 2022 against the Panthers (86.1), according to *Pro Football Focus*. This was a career-high rating for Jackson. He finished the game against the Panthers not allowing a single sack, hurry, or pressure.
- Before being injured last season following Week 9, Jackson hadn't allowed a single sack and only allowed 11 pressures on 305 snaps. This was fewest on the Rams among offensive linemen with at least 250 snaps.
- Saw action in a Week 2 contest against the Falcons playing 60 snaps at right guard for the first time in his pro career.
- Appeared in four regular season games and two playoff games during his rookie campaign.
- Played the majority of his regular season snaps (52) in a Week 16 victory at Minnesota in 2021.

College: Jackson was one of nine seniors named to the Iowa Hawkeye's 2020 leadership group and started all 42 games he played in during his collegiate career. Jackson was the only player in the 2021 NFL Draft to start more than 40 games at left tackle. During his 2020 senior campaign, Jackson started all eight games and was a Second-team All-America selection by AFCA, Third-Team All-America by Phil Steele, and voted First-Team All-Big Ten by league coaches and media. In 2019, Jackson started 10 games and was voted Second-team All-Big Ten by Phil Steele and Third-Team All-Big Ten by league coaches and players despite missing three games due to injury. He started 12 games during the 2018 campaign and earned Second-Team All-Big Ten by league coaches and media as well as Second-Team All-Big Ten by the *Associated Press* and Phil Steele. After redshirting in 2016, Jackson's 2017 season included honors such as Academic All-Big Ten, First-Team freshman All-America by FWAA and Big-Ten Conference All-Freshman team by *BTN.com*.

Personal: Jackson was born in Windsor, Ontario, Canada and majored in sports medicine at the University of Iowa. He was one of two players on the Iowa football team from Detroit, MI and was coached by Lou Beatty at Renaissance High School. He remained committed to Iowa throughout the recruiting process despite a late push from Michigan.



Jackson's Career Games/Starts:

| Year | Teams | GP/GS |
|------|------------------|-------|
| 2022 | Los Angeles Rams | 8/6 |
| 2021 | Los Angeles Rams | 4/0 |
| 2023 | Los Angeles Rams | 15/15 |

Totals 27/21

Postseason 3/1





44 Brennan Jackson



Outside Linebacker • Washington St • Temecula, CA

Ht./Wt.: **6-4/264**
 NFL Exp.: **1 (1st Rams)**
 GP/GS, (Playoffs): **0/0, (0/0)**
 Birth Date: **10/14/2000**
 Acquired: **D5-'24 (No. 154 Overall)**

Transactions: Selected by the Los Angeles Rams in the fifth round (154 overall) of the 2024 NFL Draft (4/27/24).

College: Jackson appeared and started in all 12 games in 2023. According to PFF College, he had the second-best run defense grade, the third-best coverage grade, and the fifth-best defensive grade among Pac-12 EDGE players. Jackson led the team in sacks, and tackles for loss and fumble recoveries. He was named Second-Team All-Pac-12 and started all 13 games in 2022. He tied for fifth in the conference in tackles for loss and sacks and led the team with 45 pressures. Jackson also was an NFF William V. Campbell Trophy semifinalist, which is awarded to the best football scholar-athlete. As a redshirt sophomore in 2021, he started 12-of-13 games played and was named to the CoSIDA Academic All-District 8 First-Team and was a Pac-12 Honorable Mention. Jackson finished second on the team in sacks and was eighth in the conference in pressures, according to *PFF College*. He also was a two-time Pac-12 Defensive Lineman of the Week winner that season. Jackson named an All-Pac-12 Conference Honorable Mention in 2020 and started all four games at EDGE. He tied for fourth on the team in teackles, second in tackles for loss, and tied for the team-lead in sacks. Jackson appeared in two games in 2019 and missed the final 11 games with a leg injury. He redshirted as a true freshman in 2018.



Personal: Jackson played on the defensive line and on the offensive side of the ball at tight end in high school. As a senior, he earned All-Southwestern League First-Team defensive line and Second-Team all-league at tight end. As a junior, Jackson earned Second-Team All-Southwestern League honors on the defensive line. He was rated a three-star recruit by ESPN, 247Sports and Rivals coming out of high school. Jackson earned a academic letter in 2017 and was in the top 15 of his graduating class. He was born in Montgomery, Ohio.



Brennan Jackson, Collegiate Statistics



Regular Season

| Year | Team | GP | Tackles | | | Sacks | Interceptions | | | PD | Fumbles | | | | |
|---------------|----------|-----------|------------|-----------|-----------|-------------|---------------|-----------------|----------|----------|----------|----------|----------|----------|----------|
| | | | Total | Solo | Asst. | | Yards | TFL | Yds | | Int. | Yards | Long | FF | FR |
| 2019 | Wash St. | 2 | 1 | 0 | 1 | 0.0 | 0.0 | 0.5-1 | 0 | 0 | 0 | 0 | 0 | 0 | 0 |
| 2020 | Wash St. | 4 | 19 | 11 | 8 | 1.5 | 7.0 | 1.5-7 | 0 | 0 | 0 | 0 | 1 | 0 | 0 |
| 2021 | Wash St. | 13 | 46 | 20 | 26 | 4.0 | 31.0 | 4.0-31 | 1 | 0 | 0 | 3 | 0 | 1 | 0 |
| 2022 | Wash St. | 13 | 41 | 17 | 24 | 6.0 | 49.0 | 6.0-49 | 0 | 0 | 0 | 3 | 1 | 0 | 0 |
| 2023 | Wash St. | 12 | 57 | 26 | 31 | 8.5 | 64.0 | 8.5-64 | 0 | 0 | 0 | 3 | 1 | 4 | 0 |
| Totals | | 44 | 164 | 74 | 90 | 20.0 | 151.0 | 20.0-151 | 1 | 0 | 0 | 9 | 3 | 5 | 0 |



72 Jonah Jackson



Offensive Line • Ohio State • Media, PA

Ht./Wt.: 6-4/315
NFL Exp.: 5 (1st Rams)
GP/GS, (Playoffs): 57/57, (2/2)
Birth Date: 2/5/1997
Acquired: FA-'24

Transactions: Signed with the Los Angeles Rams as an unrestricted free agent (3/15/24)... Selected by the Detroit Lions in the third round (75th overall) of the 2020 NFL Draft.

NFL Career:

- Has started all 57 career regular season games played and both postseason contests.
- Was a Pro Bowl selection following the 2021 season.
- Had the 15th-best run blocking grade among offensive guards in consecutive seasons in 2021 and 2022, according to *Pro Football Focus*.
- Started 13 games in which he appeared at left guard in 2022, helping the offensive line allow the second-fewest sacks (24.0) in the NFL.
- Started all 16 games in which he appeared at left guard in 2021.
- Started all 16 games of his rookie campaign in 2020.
- Started his first career game at right guard against the Chicago Bears during the 2020 season and helped the team accumulate 138 rushing yards, the most in a season opener since 1999.

Personal: Jackson played mostly left tackle and defensive tackle in high school and had the responsibility of protecting the blind side in Penncrest High School's pistol offense. He was named First-Team All-Delaware County and All-Central Athletic League as a senior. Jackson majored in criminal justice and earned Academic All-Big Ten honors all four years during his time at Rutgers.



Jackson's Career Games/Starts:

| Year | Teams | GP/GS |
|-------------------|---------------|--------------|
| 2020 | Detroit Lions | 16/16 |
| 2021 | Detroit Lions | 16/16 |
| 2022 | Detroit Lions | 13/13 |
| 2023 | Detroit Lions | 12/12 |
| Totals | | 57/57 |
| Postseason | | 2/2 |



College: Jackson transferred from Rutgers to Ohio State for his final collegiate season in 2019 and started 14 games. He was part of an offensive line that blocked for Running Back J.K. Dobbins as he rushed for a team-high 2,049 yards and 21 touchdowns on 301 carries. He started 11-of-12 games played at right guard and was part of an offensive line that ranked second in the Big Ten and 19th nationally with only 1.33 sacks allowed per game. Jackson earned honorable mention All-Big Ten honors by the coaches and media that season. In 2017, Jackson saw action in six games (five starts) at center and also saw time at right guard. He played in all 12 games as a member of the protection unit on field goals and saw some time at right guard in 2016. Jackson redshirted as a true freshman at Rutgers in 2015.



4 Jerry Jacobs



Defensive Back • Arkansas • Atlanta, GA

Ht./Wt.: 5-11/203
NFL Exp.: 4 (1st Rams)
GP/GS, (Playoffs): 40/29
Birth Date: 9/26/1997
Acquired: FA-'24

Transactions: Signed with the Los Angeles Rams as a free agent (7/27/2024)...Signed with the Detroit Lions as an undrafted free agent (5/3/2021).

NFL Career:

- In 2023, Jacobs appeared in 15 games (12 starts) and recorded 55 tackles (49 solo), 2.0 tackles for loss, eight passes defended and three interceptions.
- Coming off of an ACL injury in 2022, Jacobs played in 12 games (eight starts) and recorded 42 tackles (37 solo), 4.0 tackles for loss, 1.0 sack, eight passes defended, and recorded his first career interception.
- After signing as an undrafted free agent in 2021, Jacobs made the 53-man roster after training camp and recorded his first start in Week 5 with the Lions.
- In 2021, he saw action in 13 games (nine starts) and recorded 34 tackles (30 solo), 3.0 tackles for loss, seven passes defended, one forced fumble and one fumble recovery

College: Jacobs played one season at Hutchinson Community College, then transferred to Arkansas State before wrapping up his final season at the University of Arkansas. During his collegiate career, he played in 34 total games with 108 total tackles. As a senior at Arkansas, he played in five games, making 17 total tackles and one tackle for loss. In 2019, Jacobs appeared in four games with 21 stops with 16 solo tackles and one tackle for loss, including two deflections. As a junior, he played 13 total games he tallied 31 tackles and 24 solo tackles, including three tackles for loss. Jacobs grabbed four interceptions and broke up 12 passes. In his freshman year at Hutchinson, he played in 12 games, recording 39 tackles, four interceptions and one touchdown against Coffeyville Community College. Jacobs earned KJCC All-Conference honors.



Personal:As a senior at South Cobb High School in Cobb County, Georgia, he graduated on honor roll. Jacobs lettered in four varsity sports (football, baseball, lacrosse and track & field).



Jerry Jacobs, NFL Statistics



| Year | Team | G/S | Tackles | | | Sacks | | Interceptions | | | TD | PD | Fumbles | | |
|---------------|---------------|--------------|------------|------------|-----------|----------|------------|---------------|-----------|-----------|----------|-----------|----------|----------|----------|
| | | | Total | Solo | Asst. | Yards | Yards | Int. | Yards | Long | | | FF | FR | Yards |
| 2021 | Detroit Lions | 13/9 | 34 | 30 | 4 | 0.0 | 0.0 | 0 | 0 | 0 | 0 | 7 | 0 | 0 | 0 |
| 2022 | Detroit Lions | 12/8 | 42 | 37 | 5 | 1 | 0.0 | 1 | 38 | 1 | 0 | 8 | 0 | 0 | 0 |
| 2023 | Detroit Lions | 15/12 | 55 | 49 | 6 | 0.0 | 0.0 | 3 | 45 | 20 | 0 | 8 | 0 | 2 | 0 |
| Totals | | 40/29 | 131 | 116 | 15 | 1 | 0.0 | 4 | 83 | 21 | 0 | 23 | 1 | 2 | 0 |

| Year | Team | G/S | Tackles | | | Sacks | | Interceptions | | | TD | PD | Fumbles | | |
|---------------|---------------|-----|---------|------|-------|-------|-------|---------------|-------|------|----|----|---------|----|-------|
| | | | Total | Solo | Asst. | Yards | Yards | Int. | Yards | Long | | | FF | FR | Yards |
| 2023 | Detroit Lions | | | | | | | | | | | | | | |
| Totals | | | | | | | | | | | | | | | |

Did Not Play





Jerry Jacobs, Game-By-Game



2023 Detroit Lions

| Game | W/L | P/S | T | S | A | Sk | Yds | Int | Yds | Lg | TD | PD | FF | FR | Yds |
|---------------|-------------|--------------|-----------|-----------|----------|------------|------------|----------|-----------|----------|----------|----------|----------|----------|----------|
| at KC 9/7 | W | 1/1 | 5 | 5 | 0 | 0.0 | 0.0 | 0 | 0 | 0 | 0 | 0 | 0 | 0 | 0 |
| Sea 9/17 | L | 1/1 | 8 | 6 | 2 | 0.0 | 0.0 | 0 | 0 | 0 | 0 | 0 | 0 | 0 | 0 |
| Atl 9/24 | W | 1/1 | 7 | 7 | 0 | 0.0 | 0.0 | 0 | 0 | 0 | 0 | 0 | 0 | 0 | 0 |
| at GB 9/28 | W | 1/1 | 5 | 5 | 0 | 0.0 | 0.0 | 2 | 34 | 0 | 0 | 4 | 0 | 0 | 0 |
| Car 10/8 | W | 1/1 | 4 | 4 | 0 | 0.0 | 0.0 | 1 | 11 | 0 | 0 | 1 | 0 | 0 | 0 |
| at Tam 10/15 | W | 1/1 | 2 | 2 | 0 | 0.0 | 0.0 | 0 | 0 | 0 | 0 | 0 | 0 | 0 | 0 |
| at Bal 10/22 | L | | | | | Inactive | | | | | | | | | |
| LV 10/30 | W | 1/1 | 2 | 2 | 0 | 0.0 | 0.0 | 0 | 0 | 0 | 0 | 0 | 0 | 0 | 0 |
| at LAC 11/12 | W | 1/1 | 2 | 2 | 0 | 0.0 | 0.0 | 0 | 0 | 0 | 0 | 2 | 0 | 0 | 0 |
| Chi 11/19 | W | 1/1 | 5 | 3 | 2 | 0.0 | 0.0 | 0 | 0 | 0 | 0 | 0 | 0 | 0 | 0 |
| GB 11/23 | L | 1/1 | 7 | 7 | 0 | 0.0 | 0.0 | 0 | 0 | 0 | 0 | 0 | 0 | 0 | 0 |
| at NO 12/3 | W | 1/1 | 6 | 4 | 2 | 0.0 | 0.0 | 0 | 0 | 0 | 0 | 0 | 0 | 0 | 0 |
| at Chi 12/10 | L | 1/1 | 2 | 2 | 0 | 0.0 | 0.0 | 0 | 0 | 0 | 0 | 1 | 0 | 0 | 0 |
| Den 12/16 | W | 1/0 | 0 | 0 | 0 | 0.0 | 0.0 | 0 | 0 | 0 | 0 | 0 | 0 | 0 | 0 |
| at Min 12/24 | W | | | | | Inactive | | | | | | | | | |
| at Dal 12/30 | L | 1/0 | 0 | 0 | 0 | 0.0 | 0.0 | 0 | 0 | 0 | 0 | 0 | 0 | 0 | 0 |
| Min 1/7/24 | W | 1/0 | 0 | 0 | 0 | 0.0 | 0.0 | 0 | 0 | 0 | 0 | 0 | 0 | 0 | 0 |
| Totals | 12-5 | 15/12 | 55 | 49 | 6 | 0.0 | 0.0 | 3 | 45 | 0 | 0 | 8 | 0 | 0 | 0 |

2023 Postseason

| Game | W/L | P/S | T | S | A | Sk | Yds | Int | Yds | Lg | TD | PD | FF | FR | Yds |
|----------------|-----|-----|---|---|---|--------------|-----|-----|-----|----|----|----|----|----|-----|
| LAR | W | | | | | Did Not Play | | | | | | | | | |
| TAM | W | | | | | Did Not Play | | | | | | | | | |
| at SF 1/28/24* | L | | | | | Did Not Play | | | | | | | | | |
| Totals | | | | | | | | | | | | | | | |

2022 Detroit Lions

| Game | W/L | P/S | T | S | A | Sk | Yds | Int | Yds | Lg | TD | PD | FF | FR | Yds |
|---------------|------------|-------------|-----------|-----------|----------|--------------|----------|----------|-----------|----------|----------|----------|----------|----------|----------|
| Phil 9/11 | L | | | | | Did Not Play | | | | | | | | | |
| Was 9/18 | W | | | | | Did Not Play | | | | | | | | | |
| at Min 9/25 | L | | | | | Did Not Play | | | | | | | | | |
| Sea 10/2 | L | | | | | Did Not Play | | | | | | | | | |
| at NE 10/9 | L | | | | | Did Not Play | | | | | | | | | |
| at Dal 10/23 | L | 1/0 | 0 | 0 | 0 | 0 | 0 | 0 | 0 | 0 | 0 | 0 | 0 | 0 | 0 |
| Mia 10/30 | L | 1/0 | 0 | 0 | 0 | 0 | 0 | 0 | 0 | 0 | 0 | 0 | 0 | 0 | 0 |
| GB 11/6 | W | 1/0 | 3 | 3 | 0 | 0 | 0 | 0 | 0 | 0 | 0 | 1 | 0 | 0 | 0 |
| at Chi 11/13 | W | 1/0 | 4 | 3 | 1 | 0 | 0 | 0 | 0 | 0 | 0 | 0 | 0 | 0 | 0 |
| at NYG 11/20 | W | 1/1 | 6 | 6 | 0 | 0 | 0 | 0 | 0 | 0 | 0 | 1 | 0 | 0 | 0 |
| Buf 11/24 | L | 1/1 | 6 | 6 | 0 | 0 | 0 | 0 | 0 | 0 | 0 | 1 | 0 | 0 | 0 |
| Jax 12/4 | W | 1/1 | 3 | 3 | 0 | 0 | 0 | 0 | 0 | 0 | 0 | 1 | 0 | 0 | 0 |
| Min 12/11 | W | 1/1 | 7 | 5 | 2 | 1 | 0 | 0 | 0 | 0 | 0 | 1 | 0 | 0 | 0 |
| at NYJ 12/18 | W | 1/1 | 2 | 2 | 0 | 0 | 0 | 1 | 38 | 0 | 0 | 2 | 0 | 0 | 0 |
| at Car 12/24 | L | 1/1 | 3 | 3 | 0 | 0 | 0 | 0 | 0 | 0 | 0 | 1 | 0 | 0 | 0 |
| Chi 1/1/23 | W | 1/1 | 3 | 1 | 2 | 0 | 0 | 0 | 0 | 0 | 0 | 0 | 0 | 0 | 0 |
| at GB 1/8/23 | W | 1/1 | 5 | 5 | 0 | 0 | 0 | 0 | 0 | 0 | 0 | 0 | 0 | 0 | 0 |
| Totals | 9-8 | 12/8 | 42 | 37 | 5 | 1 | 0 | 1 | 38 | 0 | 0 | 8 | 0 | 0 | 0 |



2021 Detroit Lions

| Game | W/L | P/S | T | S | A | Sk | Yds | Int | Yds | Lg | TD | PD | FF | FR | Yds |
|---------------|-------------|-------------|-----------|-----------|----------|--------------|------------|----------|----------|----------|----------|----------|----------|----------|----------|
| SF 9/12 | L | 1/0 | 2 | 2 | 0 | 0 | 0 | 0 | 0 | 0 | 0 | 0 | 0 | 0 | 0 |
| at GB 9/20 | L | 1/0 | 0 | 0 | 0 | 0 | 0 | 0 | 0 | 0 | 0 | 0 | 0 | 0 | 0 |
| BAL 9/26 | L | 1/0 | 0 | 0 | 0 | 0 | 0 | 0 | 0 | 0 | 0 | 0 | 0 | 0 | 0 |
| At Chi 10/3 | L | 1/0 | 1 | 1 | 0 | 0 | 0 | 0 | 0 | 0 | 0 | 0 | 0 | 0 | 0 |
| at Min 10/10 | L | 1/1 | 3 | 3 | 0 | 0 | 0 | 0 | 0 | 0 | 0 | 0 | 0 | 1 | 0 |
| Cin 10/17 | L | 1/1 | 6 | 5 | 1 | 0 | 0 | 0 | 0 | 0 | 0 | 0 | 1 | 0 | 0 |
| at LAR 10/24 | L | 1/1 | 6 | 5 | 1 | 0 | 0 | 0 | 0 | 0 | 0 | 0 | 0 | 1 | 0 |
| Phi 10/30 | L | 1/1 | 1 | 1 | 0 | 0 | 0 | 0 | 0 | 0 | 0 | 0 | 0 | 0 | 0 |
| at Pitt 11/14 | T | 1/1 | 1 | 0 | 1 | 0 | 0 | 0 | 0 | 0 | 0 | 0 | 0 | 2 | 0 |
| at Cle 11/21 | L | 1/1 | 2 | 2 | 0 | 0 | 0 | 0 | 0 | 0 | 0 | 0 | 0 | 1 | 0 |
| Chi 11/25 | L | 1/1 | 5 | 4 | 1 | 0 | 0 | 0 | 0 | 0 | 0 | 0 | 0 | 1 | 0 |
| Min 12/5 | W | 1/1 | 7 | 7 | 0 | 0 | 0 | 0 | 0 | 0 | 0 | 0 | 0 | 0 | 0 |
| at Den 12/12 | L | 1/1 | 0 | 0 | 0 | 0 | 0 | 0 | 0 | 0 | 0 | 0 | 0 | 0 | 0 |
| Ari 10/19 | W | | | | | Did Not Play | | | | | | | | | |
| at ATL 10/26 | L | | | | | Did Not Play | | | | | | | | | |
| at Sea 1/2/22 | L | | | | | Did Not Play | | | | | | | | | |
| GB 1/9/22 | W | | | | | Did Not Play | | | | | | | | | |
| Totals | 3-13 | 13/9 | 34 | 30 | 4 | 0.0 | 0.0 | 0 | 0 | 0 | 0 | 7 | 0 | 1 | 0 |





94 Desjuan Johnson



Defensive End • Toledo • Detroit, MI

Ht./Wt.: 6-3/252

NFL Exp.: 2 (2nd Rams)

GP/GS, (Playoffs): 11/0, (1/0)

Birth Date: 9/2/1999

Acquired: D7-'23 (No. 275 Overall)

Transactions: Selected by the Los Angeles Rams in the seventh round (275th overall) of the 2023 NFL Draft (4/29/23).

NFL Career:

- Has appeared in 11 career regular season games and recorded nine tackles (five solo), 2.0 sacks, five pressures, two tackles for loss, three hurries and two quarterback hits.
- Recorded his first career sack in Week 12 against the Arizona Cardinals in 2023.



Personal: Johnson was a three-star recruit coming out of high school, according to *Scout.com* and *247 Sports*. He helped lead East English Village Prep to an MHSAA Division II district final appearance as a senior and a 9-2 overall record. His father, Dion Johnson, played football collegiately at Kansas. Desjuan is an interdisciplinary studies major.



College: Johnson appeared in 54 games at Toledo and totaled 210 tackles (89 solo), 47 tackles for loss, 15.0 sacks, three forced fumbles, one fumble recovery and one interception. His senior season in 2022, he set career-highs in tackles for loss (16.5) and sacks (5.5) along with 65 tackles. Johnson earned Second-Team All-MAC for the second time following his junior campaign in 2021 and set a career-high with 70 tackles to go along with 4.5 sacks and 12.5 tackles for loss. In a shortened 2020 season, he finished fourth on the team in tackles (27) and led the team with eight tackles for loss and 3.0 sacks in just six games played. He earned Second-Team All-MAC honors for the first time that season. Johnson tallied 32 tackles, seven tackles for loss and five quarterback hurries during sophomore season in 2019. He appeared in 11 games his freshman season in 2018 and notched 17 tackles.



Desjuan Johnson, NFL Statistics



Regular Season

| Year | Team | GP | Tackles | | | Sacks | Yards | Int. | Interceptions | | | PD | Fumbles | | |
|---------------|------------------|-----------|----------|----------|----------|------------|-------------|----------|---------------|----------|----------|----------|----------|----------|----------|
| | | | Total | Solo | Asst. | | | | Yards | Long | TD | | FF | FR | Yards |
| 2023 | Los Angeles Rams | 11 | 9 | 5 | 4 | 2.0 | 10.0 | 0 | 0 | 0 | 0 | 0 | 1 | 0 | 0 |
| Totals | | 11 | 9 | 5 | 4 | 2.0 | 10.0 | 0 | 0 | 0 | 0 | 0 | 1 | 0 | 0 |



Desjuan Johnson, Game-By-Game



2023 Los Angeles Rams

| Game | W/L | P/S | T | S | A | Sk | Yds | Int | Yds | Lg | TD | PD | FF | FR | Yds |
|---------------|------------|-------------|----------|----------|----------|------------|-------------|----------|----------|----------|----------|----------|----------|----------|----------|
| at Sea 9/10 | W | | | | | Inactive | | | | | | | | | |
| SF 9/17 | L | | | | | Inactive | | | | | | | | | |
| at Cin 9/25 | L | 1/0 | 0 | 0 | 0 | 0.0 | 0.0 | 0 | 0 | 0 | 0 | 0 | 0 | 0 | 0 |
| at Ind 10/1 | W | 1/0 | 2 | 0 | 2 | 0.0 | 0.0 | 0 | 0 | 0 | 0 | 0 | 0 | 0 | 0 |
| Phi 10/8 | | | | | | Inactive | | | | | | | | | |
| Ari 10/15 | | | | | | Inactive | | | | | | | | | |
| Pit 10/22 | L | 1/0 | 1 | 1 | 0 | 0.0 | 0.0 | 0 | 0 | 0 | 0 | 0 | 0 | 0 | 0 |
| at Dal 10/29 | L | 1/0 | 0 | 0 | 0 | 0.0 | 0.0 | 0 | 0 | 0 | 0 | 0 | 0 | 0 | 0 |
| at GB 11/5 | L | 1/0 | 0 | 0 | 0 | 0.0 | 0.0 | 0 | 0 | 0 | 0 | 0 | 0 | 0 | 0 |
| Sea 11/19 | W | 1/0 | 0 | 0 | 0 | 0.0 | 0.0 | 0 | 0 | 0 | 0 | 0 | 0 | 0 | 0 |
| at Ari 11/26 | W | 1/0 | 2 | 2 | 0 | 1.0 | 10.0 | 0 | 0 | 0 | 0 | 0 | 0 | 0 | 0 |
| Cle 12/3 | W | 1/0 | 0 | 0 | 0 | 0.0 | 0.0 | 0 | 0 | 0 | 0 | 0 | 0 | 0 | 0 |
| at Bal 12/10 | L | 1/0 | 0 | 0 | 0 | 0.0 | 0.0 | 0 | 0 | 0 | 0 | 0 | 0 | 0 | 0 |
| Was 12/17 | | | | | | Inactive | | | | | | | | | |
| NO 12/21 | | | | | | Inactive | | | | | | | | | |
| at NYG 12/31 | W | 1/0 | 2 | 1 | 1 | 0.0 | 0.0 | 0 | 0 | 0 | 0 | 0 | 0 | 0 | 0 |
| at SF 1/7/24 | W | 1/0 | 2 | 1 | 1 | 1.0 | 0.0 | 0 | 0 | 0 | 0 | 0 | 1 | 0 | 0 |
| Totals | 7-5 | 11/0 | 9 | 5 | 4 | 2.0 | 10.0 | 0 | 0 | 0 | 0 | 0 | 1 | 0 | 0 |

2023 Postseason

| Game | W/L | P/S | T | S | A | Sk | Yds | Int | Yds | Lg | TD | PD | FF | FR | Yds |
|-----------------|------------|------------|----------|----------|----------|------------|------------|----------|----------|----------|----------|----------|----------|----------|----------|
| at Det 1/14/24* | L | 1/0 | 0 | 0 | 0 | 0.0 | 0.0 | 0 | 0 | 0 | 0 | 0 | 0 | 0 | 0 |
| Totals | 0-1 | 1/0 | 0 | 0 | 0 | 0.0 | 0.0 | 0 | 0 | 0 | 0 | 0 | 0 | 0 | 0 |

* Denotes Wild Card Round



Desjuan Johnson, Collegiate Statistics



Regular Season

| Year | Team | GP | Tackles | | | Sacks | Yards | Int. | Interceptions | | | PD | Fumbles | | |
|---------------|--------|-----------|------------|-----------|------------|-------------|-------------|----------|---------------|----------|----------|----------|----------|----------|----------|
| | | | Total | Solo | Asst. | | | | Yards | Long | TD | | FF | FR | Yards |
| 2018 | Toledo | 9 | 16 | 7 | 9 | 1.0 | 5.0 | 0 | 0 | 0 | 0 | 0 | 0 | 0 | 0 |
| 2019 | Toledo | 12 | 32 | 14 | 18 | 1.0 | 9.0 | 0 | 0 | 0 | 0 | 0 | 0 | 0 | 0 |
| 2020 | Toledo | 6 | 27 | 10 | 17 | 3.0 | 19.0 | 0 | 0 | 0 | 0 | 0 | 1 | 0 | 0 |
| 2021 | Toledo | 13 | 70 | 32 | 38 | 4.5 | 34.0 | 0 | 0 | 0 | 0 | 0 | 2 | 1 | 0 |
| 2022 | Toledo | 14 | 65 | 26 | 39 | 5.5 | 30.0 | 1 | 0 | 0 | 0 | 0 | 0 | 0 | 0 |
| Totals | | 54 | 210 | 89 | 113 | 15.0 | 97.0 | 1 | 0 | 0 | 0 | 0 | 3 | 1 | 0 |



43 John Johnson III



Safety • Boston College • Hyattsville, MD

Ht./Wt.: 6-0/209

NFL Exp.: 8 (6th Rams)

GP/GS, (Playoffs): 103/88, (7/7)

Birth Date: 12/19/1995

Acquired: D3-'17 (No. 91 Overall)

Transactions: Signed with the Los Angeles Rams as a free agent (7/8/24)...Signed with the Rams as a free agent (8/8/23)...Waived by the Cleveland Browns (3/15/23)...Signed with the Browns as an unrestricted free agent (3/19/21)...Placed on the Rams injured reserve list (10/16/19)...Selected by the Rams in the third round (91st overall) of the 2017 NFL Draft.

NFL Career:

- Has started 88-of-103 regular season games played and tallied 540 career tackles (361 solo), 14 interceptions for 190 return yards, 47 passes defended, 31 pass breakups, 13 tackles for loss, 1.0 sack, 11 pressures, four forced fumbles, two fumble recoveries, five quarterback hits and five hurries.
- Has played in seven postseason contests (seven starts) with the Rams and notched 42 tackles (31 solo), two pass breakups, three passes defended, and one interception in the Rams' NFC Championship win against the New Orleans Saints.
- Played over 1,000 snaps, a career-high, during the 2022 season and tallied 96 tackles (70 solo), a half sack, three pressures, two forced fumbles, two fumble recoveries, one pass breakup, four passes defended and one interception. Also registered a career-best with four tackles for loss.
- Tied for the Browns team-lead with three interceptions in 2021.
- Served as a team captain for the Rams in 2020 and was one of five players with more than 100 tackles and more than eight passes defended.
- Started at safety in Super Bowl LIII with the Rams and tallied seven tackles.
- Tallied career-highs in tackles (118) and interceptions (four) during the 2018 season with the Rams.
- Notched a career-high in pass breakups (eight) his rookie season in 2017.



College: Johnson played collegiately at Boston College, where he saw action in 45 games (27 starts) and totaled 167 tackles (122 solo), six interceptions for 47 return yards, 14 passes defended, 12 pass breakups, 3.5 tackles for loss, three forced fumbles, two fumble recoveries, and 1.0 sack. His senior year in 2016, he served as a team captain, led the team with three interceptions, tied for third in the ACC in interception return yards, and ranked ninth in the conference with nearly one pass breakup per game. He started all 13 games and finished second on the team with 77 tackles (56 solo) to go along with 2.3 tackles for loss, nine pass breakups, two fumble recoveries and one forced fumble. Johnson was part of a defense that tanked on eight top 10 lists, including ninth in total defense, second in sacks per game, and 10th in forced turnovers. As a junior in 2015, Johnson started all 12 games, playing the first nine at safety and three at corner. He finished the season with 63 tackles, the fourth-most on the team, and collected three interceptions, two forced fumbles, three pass breakups and one blocked kick. He was a member of a defense that ranked no.1 nationally in total yards allowed and part of a backfield that ranked fifth nationally in passing efficiency allowed. His three interceptions that season ranked seventh in the ACC. In 2014 as a sophomore, he played in eight contests (two starts) before an arm injury sidelined him for the final five games. He recorded 28 solo tackles on the year. He saw action in 12 games at corner and special teams his freshman season.



Personal: Johnson earned First-Team all-county and Second-Team all-state accolades following his senior year of high school. He also was an All-Gazette First-Team honoree after recording 50 tackles, six tackles for loss, five interceptions and 13 pass breakups as a senior. He was named a team captain that seasons and also played basketball as a sophomore. Johnson enrolled in Boston College as a communications major and was a Jay McGillis '93 Memorial Scholarship Fund recipient.



John Johnson III, NFL Statistics



Regular Season

| Year | Team | G/S | Tackles | | | Sacks | Yards | Int. | Interceptions | | | PD | Fumbles | | |
|---------------|------------------|---------------|------------|------------|------------|------------|------------|-----------|---------------|-----------|----------|-----------|----------|----------|----------|
| | | | Total | Solo | Asst. | | | | Yards | Long | TD | | FF | FR | Yards |
| 2017 | Los Angeles Rams | 16/11 | 71 | 53 | 18 | 0.0 | 0.0 | 1 | 69 | 69 | 0 | 11 | 0 | 0 | 0 |
| 2018 | Los Angeles Rams | 16/16 | 118 | 81 | 37 | 0.0 | 0.0 | 4 | 46 | 35 | 0 | 11 | 1 | 0 | 0 |
| 2019 | Los Angeles Rams | 6/5 | 51 | 24 | 27 | 0.0 | 0.0 | 2 | 0 | 0 | 0 | 2 | 0 | 0 | 0 |
| 2020 | Los Angeles Rams | 16/16 | 105 | 73 | 32 | 0.0 | 0.0 | 1 | 0 | 0 | 0 | 8 | 0 | 0 | 0 |
| 2021 | Cleveland Browns | 15/15 | 59 | 36 | 23 | 0.5 | 0.0 | 3 | 31 | 31 | 0 | 5 | 1 | 0 | 0 |
| 2022 | Cleveland Browns | 17/17 | 96 | 70 | 26 | 0.5 | 4.0 | 1 | 0 | 0 | 0 | 4 | 2 | 2 | 0 |
| 2023 | Los Angeles Rams | 17/8 | 40 | 24 | 16 | 0.0 | 0.0 | 2 | 44 | 44 | 0 | 6 | 0 | 0 | 0 |
| Totals | | 103/88 | 540 | 361 | 179 | 1.0 | 4.0 | 14 | 190 | 69 | 0 | 47 | 4 | 2 | 0 |

Postseason

| Year | Team | G/S | Tackles | | | Sacks | Yards | Int. | Interceptions | | | PD | Fumbles | | |
|---------------|------------------|------------|-----------|-----------|-----------|------------|------------|----------|---------------|----------|----------|----------|----------|----------|----------|
| | | | Total | Solo | Asst. | | | | Yards | Long | TD | | FF | FR | Yards |
| 2017 | Los Angeles Rams | 1/1 | 6 | 4 | 2 | 0.0 | 0.0 | 0 | 0 | 0 | 0 | 0 | 0 | 0 | 0 |
| 2018 | Los Angeles Rams | 3/3 | 18 | 12 | 6 | 0.0 | 0.0 | 1 | 0 | 0 | 0 | 1 | 0 | 0 | 0 |
| 2020 | Los Angeles Rams | 2/2 | 12 | 11 | 1 | 0.0 | 0.0 | 0 | 0 | 0 | 0 | 2 | 0 | 0 | 0 |
| 2023 | Los Angeles Rams | 1/1 | 6 | 4 | 2 | 0.0 | 0.0 | 0 | 0 | 0 | 0 | 0 | 0 | 0 | 0 |
| Totals | | 7/7 | 42 | 31 | 11 | 0.0 | 0.0 | 1 | 0 | 0 | 0 | 3 | 0 | 0 | 0 |





John Johnson III, Game-By-Game



2023 Los Angeles Rams

| Game | W/L | P/S | T | S | A | Sk | Yds | Int | Yds | Lg | TD | PD | FF | FR | Yds |
|---------------|-------------|-------------|-----------|-----------|-----------|------------|------------|----------|-----------|-----------|----------|----------|----------|----------|----------|
| at Sea 9/10 | W | 1/0 | 0 | 0 | 0 | 0.0 | 0.0 | 0 | 0 | 0 | 0 | 0 | 0 | 0 | 0 |
| SF 9/17 | L | 1/1 | 1 | 1 | 0 | 0.0 | 0.0 | 0 | 0 | 0 | 0 | 0 | 0 | 0 | 0 |
| at Cin 9/25 | L | 1/0 | 0 | 0 | 0 | 0.0 | 0.0 | 0 | 0 | 0 | 0 | 0 | 0 | 0 | 0 |
| at Ind 10/1 | W | 1/0 | 0 | 0 | 0 | 0.0 | 0.0 | 0 | 0 | 0 | 0 | 0 | 0 | 0 | 0 |
| Phi 10/8 | L | 1/0 | 0 | 0 | 0 | 0.0 | 0.0 | 0 | 0 | 0 | 0 | 0 | 0 | 0 | 0 |
| Ari 10/15 | W | 1/0 | 0 | 0 | 0 | 0.0 | 0.0 | 0 | 0 | 0 | 0 | 0 | 0 | 0 | 0 |
| Pit 10/22 | L | 1/0 | 0 | 0 | 0 | 0.0 | 0.0 | 0 | 0 | 0 | 0 | 0 | 0 | 0 | 0 |
| at Dal 10/29 | L | 1/0 | 0 | 0 | 0 | 0.0 | 0.0 | 0 | 0 | 0 | 0 | 0 | 0 | 0 | 0 |
| at GB 11/5 | L | 1/0 | 0 | 0 | 0 | 0.0 | 0.0 | 0 | 0 | 0 | 0 | 0 | 0 | 0 | 0 |
| Sea 11/19 | W | 1/0 | 3 | 3 | 0 | 0.0 | 0.0 | 0 | 0 | 0 | 1 | 0 | 0 | 0 | 0 |
| at Ari 11/26 | W | 1/1 | 4 | 2 | 2 | 0.0 | 0.0 | 0 | 0 | 0 | 2 | 0 | 0 | 0 | 0 |
| Cle 12/3 | W | 1/1 | 6 | 1 | 5 | 0.0 | 0.0 | 1 | 42 | 42 | 2 | 0 | 0 | 0 | 0 |
| at Bal 12/10 | L | 1/1 | 8 | 7 | 1 | 0.0 | 0.0 | 0 | 0 | 0 | 0 | 0 | 0 | 0 | 0 |
| Was 12/17 | W | 1/1 | 3 | 2 | 1 | 0.0 | 0.0 | 1 | 2 | 2 | 1 | 0 | 0 | 0 | 0 |
| NO 12/21 | W | 1/1 | 8 | 5 | 3 | 0.0 | 0.0 | 0 | 0 | 0 | 0 | 0 | 0 | 0 | 0 |
| at NYG 12/31 | W | 1/1 | 3 | 1 | 2 | 0.0 | 0.0 | 0 | 0 | 0 | 0 | 0 | 0 | 0 | 0 |
| at SF 1/7/24 | W | 1/1 | 4 | 2 | 2 | 0.0 | 0.0 | 0 | 0 | 0 | 0 | 0 | 0 | 0 | 0 |
| Totals | 10-7 | 17/8 | 40 | 24 | 16 | 0.0 | 0.0 | 2 | 44 | 44 | 0 | 6 | 0 | 0 | 0 |

2023 Postseason

| Game | W/L | P/S | T | S | A | Sk | Yds | Int | Yds | Lg | TD | PD | FF | FR | Yds |
|-----------------|------------|------------|----------|----------|----------|------------|------------|----------|----------|----------|----------|----------|----------|----------|----------|
| at Det 1/14/24* | L | 1/1 | 6 | 4 | 2 | 0.0 | 0.0 | 0 | 0 | 0 | 0 | 0 | 0 | 0 | 0 |
| Totals | 0-1 | 1/1 | 6 | 6 | 2 | 0.0 | 0.0 | 0 | 0 | 0 | 0 | 0 | 0 | 0 | 0 |

*Denotes Wild Card Round

2022 Cleveland Browns

| Game | W/L | P/S | T | S | A | Sk | Yds | Int | Yds | Lg | TD | PD | FF | FR | Yds |
|---------------|------------|--------------|-----------|-----------|-----------|------------|------------|----------|----------|----------|----------|----------|----------|----------|----------|
| at Car 9/11 | W | 1/1 | 7 | 4 | 3 | 0.5 | 4.0 | 0 | 0 | 0 | 0 | 0 | 0 | 0 | 0 |
| NYJ 9/18 | L | 1/1 | 6 | 5 | 1 | 0.0 | 0.0 | 0 | 0 | 0 | 0 | 1 | 0 | 0 | 0 |
| Pit 9/22 | W | 1/1 | 5 | 5 | 0 | 0.0 | 0.0 | 0 | 0 | 0 | 0 | 1 | 1 | 0 | 0 |
| at Atl 10/2 | L | 1/1 | 5 | 4 | 1 | 0.0 | 0.0 | 0 | 0 | 0 | 0 | 0 | 0 | 0 | 0 |
| LAC 10/9 | L | 1/1 | 6 | 5 | 1 | 0.0 | 0.0 | 0 | 0 | 0 | 0 | 0 | 0 | 0 | 0 |
| NE 10/16 | L | 1/1 | 6 | 3 | 3 | 0.0 | 0.0 | 0 | 0 | 0 | 0 | 0 | 0 | 1 | 0 |
| at Bal 10/23 | L | 1/1 | 4 | 2 | 2 | 0.0 | 0.0 | 0 | 0 | 0 | 0 | 0 | 0 | 0 | 0 |
| Cin 10/31 | W | 1/1 | 1 | 1 | 0 | 0.0 | 0.0 | 0 | 0 | 0 | 0 | 0 | 0 | 0 | 0 |
| at Mia 11/13 | L | 1/1 | 5 | 3 | 2 | 0.0 | 0.0 | 0 | 0 | 0 | 0 | 0 | 0 | 0 | 0 |
| at Buf 11/20 | L | 1/1 | 10 | 8 | 2 | 0.0 | 0.0 | 0 | 0 | 0 | 0 | 0 | 0 | 0 | 0 |
| TB 11/27 | W | 1/1 | 6 | 4 | 2 | 0.0 | 0.0 | 0 | 0 | 0 | 0 | 0 | 0 | 0 | 0 |
| at Hou 12/4 | W | 1/1 | 1 | 0 | 1 | 0.0 | 0.0 | 1 | 0 | 0 | 0 | 1 | 0 | 0 | 0 |
| at Cin 12/11 | L | 1/1 | 7 | 6 | 1 | 0.0 | 0.0 | 0 | 0 | 0 | 0 | 0 | 0 | 0 | 0 |
| Bal 12/17 | W | 1/1 | 9 | 8 | 1 | 0.0 | 0.0 | 0 | 0 | 0 | 0 | 1 | 1 | 1 | 0 |
| NO 12/24 | L | 1/1 | 6 | 4 | 2 | 0.0 | 0.0 | 0 | 0 | 0 | 0 | 0 | 0 | 0 | 0 |
| at Was 1/1/23 | W | | | | | Inactive | | | | | | | | | |
| at Pit 1/3/22 | L | | | | | Inactive | | | | | | | | | |
| Totals | 6-9 | 17/17 | 96 | 70 | 26 | 0.5 | 4.0 | 1 | 0 | 0 | 0 | 2 | 2 | 2 | 0 |

2021 Cleveland Browns

| Game | W/L | P/S | T | S | A | Sk | Yds | Int | Yds | Lg | TD | PD | FF | FR | Yds |
|---------------|------------|--------------|-----------|-----------|-----------|------------|------------|----------|-----------|-----------|----------|----------|----------|----------|----------|
| at KC 9/12 | L | 1/1 | 5 | 4 | 1 | 0.0 | 0.0 | 0 | 0 | 0 | 0 | 1 | 0 | 0 | 0 |
| Hou 9/19 | W | 1/1 | 4 | 2 | 2 | 0.0 | 0.0 | 0 | 0 | 0 | 0 | 0 | 0 | 0 | 0 |
| Chi 9/26 | W | 1/1 | 1 | 0 | 1 | 0.0 | 0.0 | 0 | 0 | 0 | 0 | 0 | 0 | 0 | 0 |
| at Min 10/3 | W | 1/1 | 2 | 2 | 0 | 0.0 | 0.0 | 0 | 0 | 0 | 0 | 0 | 0 | 0 | 0 |
| at LAC 10/10 | L | 1/1 | 4 | 4 | 0 | 0.0 | 0.0 | 0 | 0 | 0 | 0 | 0 | 0 | 0 | 0 |
| Ari 10/17 | L | 1/1 | 5 | 2 | 3 | 0.0 | 0.0 | 0 | 0 | 0 | 0 | 0 | 0 | 0 | 0 |
| Den 10/21 | W | 1/1 | 2 | 2 | 0 | 0.0 | 0.0 | 0 | 0 | 0 | 0 | 1 | 0 | 0 | 0 |
| Pit 10/31 | L | 1/1 | 4 | 1 | 3 | 0.0 | 0.0 | 0 | 0 | 0 | 0 | 0 | 0 | 0 | 0 |
| at Cin 11/7 | W | 1/1 | 3 | 3 | 0 | 0.0 | 0.0 | 1 | 31 | 31 | 0 | 1 | 0 | 0 | 0 |
| at NE 11/14 | L | 1/1 | 3 | 1 | 2 | 0.0 | 0.0 | 0 | 0 | 0 | 0 | 0 | 0 | 0 | 0 |
| Det 11/21 | W | 1/1 | 6 | 5 | 1 | 0.0 | 0.0 | 0 | 0 | 0 | 0 | 0 | 0 | 0 | 0 |
| at Bal 11/28 | L | 1/1 | 6 | 4 | 2 | 0.0 | 0.0 | 1 | 0 | 0 | 0 | 1 | 0 | 0 | 0 |
| Bal 12/12 | W | 1/1 | 7 | 6 | 1 | 0.0 | 0.0 | 0 | 0 | 0 | 0 | 0 | 0 | 0 | 0 |
| LV 12/20 | L | 1/1 | 5 | 0 | 5 | 0.0 | 0.0 | 0 | 0 | 0 | 0 | 0 | 0 | 0 | 0 |
| at GB 12/25 | L | | | | | Inactive | | | | | | | | | |
| at Pit 1/3/22 | L | | | | | Inactive | | | | | | | | | |
| Cin 1/9/22 | W | 1/1 | 2 | 0 | 2 | 0.0 | 0.0 | 0 | 0 | 0 | 0 | 0 | 0 | 0 | 0 |
| Totals | 8-7 | 15/15 | 59 | 36 | 23 | 0.0 | 0.0 | 1 | 31 | 31 | 0 | 5 | 0 | 0 | 0 |

2020 Los Angeles Rams

| Game | W/L | P/S | T | S | A | Sk | Yds | Int | Yds | Lg | TD | PD | FF | FR | Yds |
|---------------|-------------|--------------|------------|-----------|-----------|------------|------------|----------|----------|----------|----------|----------|----------|----------|----------|
| Dal 9/13 | W | 1/1 | 4 | 3 | 1 | 0.0 | 0.0 | 0 | 0 | 0 | 0 | 0 | 0 | 0 | 0 |
| at Phi 9/20 | W | 1/1 | 10 | 6 | 4 | 0.0 | 0.0 | 0 | 0 | 0 | 2 | 0 | 0 | 0 | 0 |
| at Buf 9/27 | L | 1/1 | 8 | 6 | 2 | 0.0 | 0.0 | 1 | 0 | 0 | 1 | 0 | 0 | 0 | 0 |
| NYG 10/4 | W | 1/1 | 6 | 4 | 2 | 0.0 | 0.0 | 0 | 0 | 0 | 0 | 0 | 0 | 0 | 0 |
| at Was 10/11 | W | 1/1 | 5 | 4 | 1 | 0.0 | 0.0 | 0 | 0 | 0 | 1 | 0 | 0 | 0 | 0 |
| at SF 10/18 | L | 1/1 | 13 | 5 | 8 | 0.0 | 0.0 | 0 | 0 | 0 | 0 | 0 | 0 | 0 | 0 |
| Chi 10/26 | W | 1/1 | 5 | 3 | 2 | 0.0 | 0.0 | 0 | 0 | 0 | 1 | 0 | 0 | 0 | 0 |
| at Mia 11/1 | L | 1/1 | 2 | 0 | 2 | 0.0 | 0.0 | 0 | 0 | 0 | 0 | 0 | 0 | 0 | 0 |
| Sea 11/15 | W | 1/1 | 8 | 8 | 0 | 0.0 | 0.0 | 0 | 0 | 0 | 0 | 0 | 0 | 0 | 0 |
| at TB 11/23 | W | 1/1 | 6 | 3 | 3 | 0.0 | 0.0 | 0 | 0 | 0 | 1 | 0 | 0 | 0 | 0 |
| SF 11/29 | L | 1/1 | 7 | 6 | 1 | 0.0 | 0.0 | 0 | 0 | 0 | 2 | 0 | 0 | 0 | 0 |
| at Ari 12/6 | W | 1/1 | 9 | 8 | 1 | 0.0 | 0.0 | 0 | 0 | 0 | 0 | 0 | 0 | 0 | 0 |
| NE 12/10 | W | 1/1 | 5 | 2 | 3 | 0.0 | 0.0 | 0 | 0 | 0 | 0 | 0 | 0 | 0 | 0 |
| NYJ 12/19 | L | 1/1 | 7 | 2 | 6 | 0.0 | 0.0 | 0 | 0 | 0 | 0 | 0 | 0 | 0 | 0 |
| at Sea 12/27 | L | 1/1 | 6 | 5 | 1 | 0.0 | 0.0 | 0 | 0 | 0 | 0 | 0 | 0 | 0 | 0 |
| Ari 1/3/21 | W | 1/1 | 4 | 0 | 4 | 0.0 | 0.0 | 0 | 0 | 0 | 0 | 0 | 0 | 0 | 0 |
| Totals | 10-6 | 16/16 | 105 | 73 | 32 | 0.0 | 0.0 | 1 | 0 | 0 | 0 | 8 | 0 | 0 | 0 |

2020 Postseason

| Game | W/L | P/S | T | S | A | Sk | Yds | Int | Yds | Lg | TD | PD | FF | FR | Yds |
|-------------------|------------|------------|-----------|-----------|----------|------------|------------|----------|----------|----------|----------|----------|----------|----------|----------|
| at Sea 1/9/21 * W | 1/1 | 3 | 3 | 0 | 0 | 0.0 | 0.0 | 0 | 0 | 0 | 0 | 1 | 0 | 0 | 0 |
| at GB 1/16/21 ^ L | 1/1 | 9 | 8 | 1 | 0 | 0.0 | 0.0 | 0 | 0 | 0 | 0 | 1 | 0 | 0 | 0 |
| Totals | 1-1 | 2/2 | 12 | 11 | 1 | 0.0 | 0.0 | 0 | 0 | 0 | 0 | 2 | 0 | 0 | 0 |

* Denotes NFC Divisional Playoff Game, ^ Denotes NFC Championship Game

2019 Los Angeles Rams

| Game | W/L | P/S | T | S | A | Sk | Yds | Int | Yds | Lg | TD | PD | FF | FR | Yds |
|---------------|------------|------------|-----------|-----------|-----------|-----------------|------------|----------|----------|----------|----------|----------|----------|----------|----------|
| at CAR 9/8 | W | 1/1 | 11 | 6 | 5 | 0.0 | 0.0 | 0 | 0 | 0 | 0 | 0 | 0 | 0 | 0 |
| NO 9/15 | W | 1/1 | 6 | 4 | 2 | 0.0 | 0.0 | 1 | 0 | 0 | 0 | 0 | 1 | 0 | 0 |
| at Cle 9/22 | W | 1/1 | 9 | 2 | 7 | 0.0 | 0.0 | 1 | 0 | 0 | 0 | 0 | 1 | 0 | 0 |
| TB 9/29 | L | 1/1 | 11 | 6 | 5 | 0.0 | 0.0 | 0 | 0 | 0 | 0 | 0 | 0 | 0 | 0 |
| at Sea 10/3 | L | 1/0 | 5 | 2 | 3 | 0.0 | 0.0 | 0 | 0 | 0 | 0 | 0 | 0 | 0 | 0 |
| SF 10/13 | L | 1/1 | 9 | 4 | 5 | 0.0 | 0.0 | 0 | 0 | 0 | 0 | 0 | 0 | 0 | 0 |
| at Atl 10/20 | W | | | | | Injured Reserve | | | | | | | | | |
| Cin 10/27 | W | | | | | Injured Reserve | | | | | | | | | |
| at Pit 11/10 | L | | | | | Injured Reserve | | | | | | | | | |
| Chi 11/17 | W | | | | | Injured Reserve | | | | | | | | | |
| Bal 11/25 | L | | | | | Injured Reserve | | | | | | | | | |
| at Ari 12/1 | W | | | | | Injured Reserve | | | | | | | | | |
| Sea 12/8 | W | | | | | Injured Reserve | | | | | | | | | |
| at Dal 12/15 | L | | | | | Injured Reserve | | | | | | | | | |
| at SF 12/21 | L | | | | | Injured Reserve | | | | | | | | | |
| Ari 12/29 | W | | | | | Injured Reserve | | | | | | | | | |
| Totals | 9-7 | 6/5 | 51 | 24 | 27 | 0.0 | 0.0 | 2 | 0 | 0 | 0 | 0 | 2 | 0 | 0 |



2018 Los Angeles Rams



14 Tyler Johnson

Wide Receiver • Minnesota • Minneapolis, MN

Ht./Wt.: 6-1/205

NFL Exp.: 5 (2nd Rams)

GP/GS, (Playoffs): 34/6, (6/1)

Birth Date: 8/25/1998

Acquired: FA-'23

Transactions: Signed by Los Angeles Rams (1/3/24)... Signed to Rams practice squad (8/30/23)... Waived by Rams (8/29/23)... Signed by Rams (5/30/23)... Waived by Las Vegas Raiders (5/15/23)... Signed by Raiders (1/25/23)... Waived by the Houston Texans (10/2/22)... Signed by the Texans (8/31/22)... Waived by the Tampa Bay Buccaneers (8/31/22)... Selected by the Buccaneers in the fifth round (161st overall) of the 2020 NFL Draft.

NFL Career:

- Has appeared in 34 regular season games in his five-year NFL career and registered 50 receptions for 537 yards and three touchdowns.
- Saw action in one game during the 2023 season and recorded two receptions for eight yards and one touchdown.
- Caught 36 passes for 360 yards in his second season with the Buccaneers in 2021. Saw action in two postseason contests and notched five catches for 45 yards.
- Set career-highs against the Saints in 2021 with five catches for 65 yards.
- Appeared in 14 games his rookie season in 2020 and hauled in 12 catches for 169 yards and two touchdowns. Played in four postseason contests that year and recorded two catches for 31 yards.



College: Johnson played in 49 career games at Minnesota and recorded 213 catches for 3,305 yards and 33 touchdowns. His catch mark ranks second in school history and his yards and touchdowns rank first in school history. He caught a pass in 36 straight games, which is the second-longest streak in program history. His 16 career 100-yard receiving games is a school record. In 2019, Johnson registered seven straight 100-yard receiving performances, a school record. He also tied the school record the year prior with four straight 100-yard receiving outputs and became the first Gopher ever to do so in conference play. Johnson set single-season records in 2019 for receptions (86), receiving yards (1,318) and receiving touchdowns (13). Johnson also had three contests with three receiving touchdowns, a school record. He is the only receiver in school history to have two 1,000 yard seasons (2018 and 2019). His senior season, he started all 13 games and averaged 101.4 receiving yards per game and caught a touchdown in the final seven games of the season. He was named All-Big Ten First-Team for the second consecutive year. As a junior in 2018, he started all 13 games and became an All-Big Ten First-Team selection for the first time in his college career, becoming the first Gopher to receive that honor since 2009. Johnson started the first 10 games of the 2017 season before missing the final two with an injury. He still led Minnesota with 35 receptions for 677 yards and seven touchdowns. His receiving yard mark was the fifth-most ever by a Minnesota sophomore, while his seven touchdowns were the second-most ever by a sophomore. He was an All-Big Ten honorable mention that season. He played in all 13 games as a freshman in 2016 and started in one contest. He hauled in 14 catches for 141 yards and one touchdown.



Personal: He attended Minneapolis North High School, where he was a three-year letterwinner and played quarterback and defensive back for the Polars. He led them to an 11-2 record and a 7-1 mark in conference play in 2015. As a senior, he led the team to a state championship appearance and threw for 2,606 yards and 36 touchdowns, while totaling 1,100 yards and 20 touchdowns on the ground. He averaged a touchdown every six snaps taken in high school and added three interceptions at defensive back. He was invited to play in the Semper Fidelis All-American Bowl after his senior season. As a junior, he threw for seven touchdowns and added 12 tackles, including three tackles for loss and a fumble recovery on defense before earning 2014 Third-Team All-State honors. As a sophomore, he threw for 1,986 yards and 24 touchdowns to go along with 688 yards and 10 touchdowns rushing. Johnson also played basketball and led the school to a state championship as a senior. He was a three-star prospect by *Rivals*, *Scout*, *247 Sports* and *ESPN*. *Rivals* ranked him as the no.3 prospect in the state of Minnesota.



Tyler Johnson, NFL Statistics



Regular Season

| Year | Team | GP/GS | No. | Receiving | | | | Att. | Rushing | | | |
|---------------|------------------|-------------|-----------|------------|-------------|-----------|----------|----------|----------|------------|----------|----------|
| | | | | Yards | Avg. | Long | TD | | Yards | Avg. | Long | TD |
| 2020 | Tampa Bay Bucs | 14/3 | 12 | 169 | 14.1 | 35 | 2 | 0 | 0 | 0.0 | 0 | 0 |
| 2021 | Tampa Bay Bucs | 17/3 | 36 | 360 | 10.0 | 31 | 0 | 0 | 0 | 0.0 | 0 | 0 |
| 2022 | Houston Texans | 2/0 | 0 | 0 | 0.0 | 0 | 0 | 0 | 0 | 0.0 | 0 | 0 |
| 2023 | Los Angeles Rams | 1/0 | 2 | 8 | 4.0 | 8 | 1 | 0 | 0 | 0.0 | 0 | 0 |
| Totals | | 34/6 | 50 | 537 | 10.7 | 35 | 3 | 0 | 0 | 0.0 | 0 | 0 |

Postseason

| Year | Team | GP/GS | No. | Receiving | | | | Att. | Rushing | | | |
|---------------|------------------|------------|----------|-----------|-------------|-----------|----------|----------|----------|------------|----------|----------|
| | | | | Yards | Avg. | Long | TD | | Yards | Avg. | Long | TD |
| 2020 | Tampa Bay Bucs | 4/0 | 2 | 31 | 15.5 | 16 | 0 | 0 | 0 | 0.0 | 0 | 0 |
| 2021 | Tampa Bay Bucs | 2/1 | 5 | 45 | 9.0 | 17 | 0 | 0 | 0 | 0.0 | 0 | 0 |
| 2023 | Los Angeles Rams | | | | | | Inactive | | | | | |
| Totals | | 6/1 | 7 | 31 | 10.9 | 17 | 0 | 0 | 0 | 0.0 | 0 | 0 |

Special Teams Tackles: 2020 (1)





Tyler Johnson, Game-By-Game



2023 Los Angeles Rams

| Game | W/L | P/S | Receiving | | | | Rushing | | | | | | | |
|---------------|------------|------------|-----------|----------|------------|----------|----------|----------|----------|----------|----------|----------|----------|----------|
| | | | No. | Yards | Avg. | Long | TD | Att. | Yards | Avg. | Long | TD | | |
| at Sea 9/10 | | | | | | | | | | | | | | |
| SF 9/17 | | | | | | | | | | | | | | |
| at Cin 9/25 | | | | | | | | | | | | | | |
| at Ind 10/1 | | | | | | | | | | | | | | |
| Phi 10/8 | | | | | | | | | | | | | | |
| Ari 10/15 | | | | | | | | | | | | | | |
| Pit 10/22 | | | | | | | | | | | | | | |
| at Dal 10/29 | | | | | | | | | | | | | | |
| at GB 11/5 | | | | | | | | | | | | | | |
| Sea 11/19 | | | | | | | | | | | | | | |
| at Ari 11/26 | | | | | | | | | | | | | | |
| Cle 12/3 | | | | | | | | | | | | | | |
| at Bal 12/10 | | | | | | | | | | | | | | |
| Was 12/17 | | | | | | | | | | | | | | |
| NO 12/21 | | | | | | | | | | | | | | |
| at NYG 12/31 | | | | | | | | | | | | | | |
| at SF 1/7/24 | W | 1/0 | 2 | 8 | 4.0 | 8 | 1 | 0 | 0 | 0 | 0 | 0 | 0 | 0 |
| Totals | 1-0 | 1/0 | 2 | 8 | 4.0 | 8 | 1 | 0 | 0 | 0 | 0 | 0 | 0 | 0 |

2023 Postseason

| Game | W/L | P/S | No. | Yards | Avg. | Long | TD | Att. | Yards | Avg. | Long | TD |
|----------------|----------|----------|----------|----------|----------|----------|----------|----------|----------|----------|----------|----------|
| at Det 1/14/24 | | | | | | | Inactive | | | | | |
| Totals | - | - | - | - | - | - | - | - | - | - | - | - |



2022 Houston Texans

| Game | W/L | P/S | Receiving | | | | Rushing | | | | | | | |
|---------------|------------|------------|-----------|----------|------------|----------|----------|----------|----------|------------|----------|----------|----------|----------|
| | | | No. | Yards | Avg. | Long | TD | Att. | Yards | Avg. | Long | TD | | |
| Ind 9/11 | T | | | | | | | | | | | | | |
| at Den 9/18 | L | | | | | | | | | | | | | |
| at Chi 9/25 | L | | | | | | | | | | | | | |
| LAC 10/2 | L | 1/0 | 0 | 0 | 0.0 | 0 | 0 | 0 | 0 | 0.0 | 0 | 0 | 0 | 0 |
| at Jax 10/9 | W | 1/0 | 0 | 0 | 0.0 | 0 | 0 | 0 | 0 | 0.0 | 0 | 0 | 0 | 0 |
| at LV 10/23 | L | | | | | | | | | | | | | |
| LA 11/6 | W | | | | | | | | | | | | | |
| Sea 11/13 | W | | | | | | | | | | | | | |
| at Cle 11/27 | L | | | | | | | | | | | | | |
| NO 12/5 | W | | | | | | | | | | | | | |
| at SF 12/11 | L | | | | | | | | | | | | | |
| Cin 12/18 | L | | | | | | | | | | | | | |
| at Ari 12/25 | W | | | | | | | | | | | | | |
| Car 1/1/23 | W | | | | | | | | | | | | | |
| at Atl 1/8/23 | L | | | | | | | | | | | | | |
| Totals | 1-1 | 2/0 | 0 | 0 | 0.0 | 0 | 0 | 0 | 0 | 0.0 | 0 | 0 | 0 | 0 |



2021 Tampa Bay Buccaneers

| Game | W/L | P/S | Receiving | | | | Rushing | | | | | | | |
|---------------|-------------|-------------|-----------|------------|-------------|-----------|----------|----------|----------|------------|----------|----------|----------|----------|
| | | | No. | Yards | Avg. | Long | TD | Att. | Yards | Avg. | Long | TD | | |
| Dal 9/9 | W | 1/0 | 0 | 0 | 0.0 | 0 | 0 | 0 | 0 | 0.0 | 0 | 0 | 0 | 0 |
| Atl 9/19 | W | 1/0 | 1 | 5 | 5.0 | 5 | 0 | 0 | 0 | 0.0 | 0 | 0 | 0 | 0 |
| at LA 9/26 | L | 1/0 | 3 | 63 | 21.0 | 31 | 0 | 0 | 0 | 0.0 | 0 | 0 | 0 | 0 |
| at NE 10/3 | W | 1/0 | 0 | 0 | 0.0 | 0 | 0 | 0 | 0 | 0.0 | 0 | 0 | 0 | 0 |
| Mia 10/10 | W | 1/0 | 3 | 42 | 14.0 | 19 | 0 | 0 | 0 | 0.0 | 0 | 0 | 0 | 0 |
| at Phi 10/14 | W | 1/0 | 0 | 0 | 0.0 | 0 | 0 | 0 | 0 | 0.0 | 0 | 0 | 0 | 0 |
| Chi 10/24 | W | 1/1 | 2 | 16 | 8.8 | 12 | 0 | 0 | 0 | 0.0 | 0 | 0 | 0 | 0 |
| at NO 10/31 | L | 1/0 | 5 | 65 | 13.0 | 31 | 0 | 0 | 0 | 0.0 | 0 | 0 | 0 | 0 |
| at Was 11/14 | L | 1/0 | 3 | 17 | 5.7 | 8 | 0 | 0 | 0 | 0.0 | 0 | 0 | 0 | 0 |
| NYG 11/22 | W | 1/0 | 1 | 8 | 8.0 | 8 | 0 | 0 | 0 | 0.0 | 0 | 0 | 0 | 0 |
| at Ind 11/28 | W | 1/0 | 1 | 9 | 9.0 | 9 | 0 | 0 | 0 | 0.0 | 0 | 0 | 0 | 0 |
| at Atl 12/5 | W | 1/0 | 1 | 5 | 5.0 | 5 | 0 | 0 | 0 | 0.0 | 0 | 0 | 0 | 0 |
| Buf 12/12 | W | 1/1 | 3 | 17 | 5.7 | 8 | 0 | 0 | 0 | 0.0 | 0 | 0 | 0 | 0 |
| NO 12/19 | L | 1/1 | 4 | 41 | 10.3 | 18 | 0 | 0 | 0 | 0.0 | 0 | 0 | 0 | 0 |
| at Car 12/26 | W | 1/0 | 0 | 0 | 0.0 | 0 | 0 | 0 | 0 | 0.0 | 0 | 0 | 0 | 0 |
| at NYJ 1/2/22 | W | 1/0 | 4 | 50 | 12.5 | 27 | 0 | 0 | 0 | 0.0 | 0 | 0 | 0 | 0 |
| Car 1/9/22 | W | 1/0 | 5 | 22 | 4.4 | 7 | 0 | 0 | 0 | 0.0 | 0 | 0 | 0 | 0 |
| Totals | 13-4 | 17/3 | 36 | 360 | 10.0 | 31 | 0 | 0 | 0 | 0.0 | 0 | 0 | 0 | 0 |

2021 Postseason

| Game | W/L | P/S | Receiving | | | | Rushing | | | | | | | |
|---------------|------------|------------|-----------|-----------|------------|-----------|----------|----------|----------|------------|----------|----------|----------|----------|
| | | | No. | Yards | Avg. | Long | TD | Att. | Yards | Avg. | Long | TD | | |
| Phi 1/16/22 * | W | 1/1 | 2 | 30 | 15.0 | 17 | 0 | 0 | 0 | 0.0 | 0 | 0 | 0 | 0 |
| LA 1/23/22^ | L | 1/0 | 3 | 15 | 5.0 | 9 | 0 | 0 | 0 | 0.0 | 0 | 0 | 0 | 0 |
| Totals | 1-1 | 2/1 | 5 | 45 | 9.0 | 17 | 0 | 0 | 0 | 0.0 | 0 | 0 | 0 | 0 |

* Denotes NFC Wild Card Game, ^ Denotes NFC Divisional Round,



2020 Tampa Bay Buccaneers

| Game | W/L | P/S | Receiving | | | | Rushing | | | | | | | |
|---------------|-------------|-------------|-----------|------------|-------------|-----------|----------|----------|----------|------------|----------|----------|----------|----------|
| | | | No. | Yards | Avg. | Long | TD | Att. | Yards | Avg. | Long | TD | | |
| at NO 9/13 | L | | | | | | | | | | | | | |
| Car 9/20 | W | | | | | | | | | | | | | |
| at Den 9/27 | W | 1/0 | 0 | 0 | 0.0 | 0 | 0 | 0 | 0 | 0.0 | 0 | 0 | 0 | 0 |
| LAC 10/4 | W | 1/0 | 0 | 0 | 0.0 | 0 | 0 | 0 | 0 | 0.0 | 0 | 0 | 0 | 0 |
| at Chi 10/8 | L | 1/1 | 4 | 61 | 15.3 | 35 | 0 | 0 | 0 | 0.0 | 0 | 0 | 0 | 0 |
| GB 10/18 | W | 1/1 | 1 | 7 | 7.0 | 7 | 1 | 0 | 0 | 0.0 | 0 | 0 | 0 | 0 |
| at LV 10/25 | W | 1/0 | 2 | 4 | 2.0 | 3 | 1 | 0 | 0 | 0.0 | 0 | 0 | 0 | 0 |
| at NYG 11/2 | W | 1/0 | 2 | 35 | 17.5 | 20 | 0 | 0 | 0 | 0.0 | 0 | 0 | 0 | 0 |
| NO 11/8 | L | 1/0 | 1 | 11 | 11.0 | 11 | 0 | 0 | 0 | 0.0 | 0 | 0 | 0 | 0 |
| at Car 11/15 | W | 1/0 | 0 | 0 | 0.0 | 0 | 0 | 0 | 0 | 0.0 | 0 | 0 | 0 | 0 |
| LA 11/23 | L | 1/0 | 0 | 0 | 0.0 | 0 | 0 | 0 | 0 | 0.0 | 0 | 0 | 0 | 0 |
| KC 11/29 | L | 1/1 | 0 | 0 | 0.0 | 0 | 0 | 0 | 0 | 0.0 | 0 | 0 | 0 | 0 |
| Min 12/13 | W | 1/0 | 0 | 0 | 0.0 | 0 | 0 | 0 | 0 | 0.0 | 0 | 0 | 0 | 0 |
| at Atl 12/20 | W | 1/0 | 0 | 0 | 0.0 | 0 | 0 | 0 | 0 | 0.0 | 0 | 0 | 0 | 0 |
| at Det 12/26 | W | 1/0 | 1 | 35 | 35.0 | 35 | 0 | 0 | 0 | 0.0 | 0 | 0 | 0 | 0 |
| Atl 1/3/21 | W | 1/0 | 1 | 16 | 16.0 | 16 | 0 | 0 | 0 | 0.0 | 0 | 0 | 0 | 0 |
| Totals | 10-4 | 14/3 | 12 | 169 | 14.1 | 35 | 2 | 0 | 0 | 0.0 | 0 | 0 | 0 | 0 |

2020 Postseason

| Game | W/L | P/S | Receiving | | | | Rushing | | | | | | | |
|-----------------|------------|------------|-----------|-----------|-------------|-----------|----------|----------|----------|------------|----------|----------|----------|----------|
| | | | No. | Yards | Avg. | Long | TD | Att. | Yards | Avg. | Long | TD | | |
| at Was 1/9/21 * | W | 1/0 | 0 | 0 | 0.0 | 0 | 0 | 0 | 0 | 0.0 | 0 | 0 | 0 | 0 |
| at NO 1/17/21^ | W | 1/0 | 1 | 15 | 15.0 | 15 | 0 | 0 | 0 | 0.0 | 0 | 0 | 0 | 0 |
| at GB 1/30/22 ~ | W | 1/0 | 1 | 16 | 16.0 | 16 | 0 | 0 | 0 | 0.0 | 0 | 0 | 0 | 0 |
| KC 2/7/21 + | W | 1/0 | 0 | 0 | 0.0 | 0 | 0 | 0 | 0 | 0.0 | 0 | 0 | 0 | 0 |
| Totals | 4-0 | 4/0 | 2 | 31 | 15.5 | 16 | 0 | 0 | 0 | 0.0 | 0 | 0 | 0 | 0 |

* Denotes NFC Wild Card Game, ^ Denotes NFC Divisional Round, ~ Denotes NFC Championship, + Denotes Super Bowl



Shaun Jolly, Game-By-Game



2023 Los Angeles Rams

| Game | W/L | P/S | T | S | A | Sk | Yds | Int | Yds | Lg | TD | PD | FF | FR | Yds |
|---------------|------------|------------|----------|----------|----------|------------|------------|----------|----------|----------|----------|----------|----------|----------|----------|
| at Sea 9/10 | - | - | - | - | - | - | - | - | - | - | - | - | - | - | - |
| SF 9/17 | - | - | - | - | - | - | - | - | - | - | - | - | - | - | - |
| at Cin 9/25 | - | - | - | - | - | - | - | - | - | - | - | - | - | - | - |
| at Ind 10/1 | - | - | - | - | - | - | - | - | - | - | - | - | - | - | - |
| Phi 10/8 | - | - | - | - | - | - | - | - | - | - | - | - | - | - | - |
| Ari 10/15 | - | - | - | - | - | - | - | - | - | - | - | - | - | - | - |
| Pit 10/22 | - | - | - | - | - | - | - | - | - | - | - | - | - | - | - |
| at Dal 10/29 | - | - | - | - | - | - | - | - | - | - | - | - | - | - | - |
| at GB 11/5 | - | - | - | - | - | - | - | - | - | - | - | - | - | - | - |
| Sea 11/19 | - | - | - | - | - | - | - | - | - | - | - | - | - | - | - |
| at Ari 11/26 | - | - | - | - | - | - | - | - | - | - | - | - | - | - | - |
| Cle 12/3 | W | 1/0 | 0 | 0 | 0 | 0.0 | 0.0 | 0 | 0 | 0 | 0 | 0 | 0 | 0 | 0 |
| at Bal 12/10 | L | 1/0 | 0 | 0 | 0 | 0.0 | 0.0 | 0 | 0 | 0 | 0 | 0 | 0 | 0 | 0 |
| Was 12/17 | - | - | - | - | - | - | - | Inactive | - | - | - | - | - | - | - |
| NO 12/21 | W | 1/0 | 0 | 0 | 0 | 0.0 | 0.0 | 0 | 0 | 0 | 0 | 0 | 0 | 0 | 0 |
| at NYG 12/31 | - | - | - | - | - | - | - | - | - | - | - | - | - | - | - |
| at SF 1/7/24 | - | - | - | - | - | - | - | - | - | - | - | - | - | - | - |
| Totals | 2-1 | 3/0 | 0 | 0 | 0 | 0.0 | 0.0 | 0 | 0 | 0 | 0 | 0 | 0 | 0 | 0 |

2022 Cleveland Browns/Los Angeles Rams Game-By-Game

| Game | W/L | P/S | T | S | A | Sk | Yds | Int | Yds | Lg | TD | PD | FF | FR | Yds |
|---------------|-------------|------------|----------|----------|----------|------------|------------|----------|----------|----------|----------|----------|----------|----------|----------|
| at Car 9/11 | W | - | - | - | - | - | - | - | - | - | - | - | - | - | - |
| NYJ 9/18 | W | - | - | - | - | - | - | - | - | - | - | - | - | - | - |
| Ari 9/25 | W | - | - | - | - | - | - | - | - | - | - | - | - | - | - |
| at SF 10/3 | L | - | - | - | - | - | - | - | - | - | - | - | - | - | - |
| Dal 10/9 | L | 1/0 | 0 | 0 | 0 | 0.0 | 0.0 | 0 | 0 | 0 | 0 | 0 | 0 | 0 | 0 |
| Car 10/16 | W | - | - | - | - | - | - | - | - | - | - | - | - | - | - |
| SF 10/30 | L | - | - | - | - | - | - | - | - | - | - | - | - | - | - |
| at TB 11/6 | L | - | - | - | - | - | - | - | - | - | - | - | - | - | - |
| Ari 11/13 | L | - | - | - | - | - | - | - | - | - | - | - | - | - | - |
| at NO 11/20 | L | - | - | - | - | - | - | - | - | - | - | - | - | - | - |
| at KC 11/27 | L | - | - | - | - | - | - | - | - | - | - | - | - | - | - |
| Sea 12/4 | L | 1/0 | 0 | 0 | 0 | 0.0 | 0.0 | 0 | 0 | 0 | 0 | 0 | 0 | 0 | 0 |
| LV 12/8 | W | - | - | - | - | - | - | - | - | - | - | - | - | - | - |
| at GB 12/19 | L | - | - | - | - | - | - | - | - | - | - | - | - | - | - |
| Den 12/25 | W | - | - | - | - | - | - | - | - | - | - | - | - | - | - |
| at LAC 1/1 | L | - | - | - | - | - | - | - | - | - | - | - | - | - | - |
| at Sea 1/8 | L | - | - | - | - | - | - | - | - | - | - | - | - | - | - |
| Totals | 5-12 | 2/0 | 0 | 0 | 0 | 0.0 | 0.0 | 0 | 0 | 0 | 0 | 0 | 0 | 0 | 0 |



Shaun Jolly, Collegiate Statistics



Regular Season

| Year | Team | G/S | Tackles | | | Sacks | Yards | Int. | Interceptions | | | PD | Fumbles | | |
|---------------|-------------------|------------|-----------|-----------|------------|------------|------------|----------|---------------|-----------|----------|-----------|----------|----------|----------|
| | | | Total | Solo | Asst. | | | | Yards | Long | TD | | FF | FR | Yards |
| 2017 | Appalachian State | | | | | | | | | | | | | | |
| 2018 | Appalachian State | 11/0 | 1 | 0 | 1 | 0.0 | 0.0 | 0 | 0 | 0 | 0 | 0 | 0 | 0 | 0 |
| 2019 | Appalachian State | 14/13 | 45 | 28 | 17 | 0.0 | 0.0 | 5 | 54 | 30 | 2 | 13 | 1 | 1 | 0 |
| 2020 | Appalachian State | 12/12 | 41 | 27 | 14 | 0.5 | 4.0 | 0 | 0 | 0 | 0 | 6 | 1 | 0 | 0 |
| 2021 | Appalachian State | 9/9 | 26 | 22 | 4 | 0.0 | 0.0 | 1 | 0 | 0 | 0 | 6 | 0 | 0 | 0 |
| Totals | | 46/ | 77 | 36 | 113 | 0.5 | 4.0 | 6 | 54 | 30 | 2 | 25 | 2 | 1 | 0 |





53 Ernest Jones



Linebacker • South Carolina • Waycross, GA

Ht./Wt.: 6-2/230

NFL Exp.: 4 (4th Rams)

GP/GS, (Playoffs): 47/33, (3/2)

Birth Date: 11/22/1999

Acquired: D3-'21 (No. 103 Overall)

Transactions: Activated from Los Angeles Rams injured reserve list (1/29/22)...Placed on injured reserve list (12/28/21)...Selected by the Rams in the third round (103rd overall) of the 2021 NFL Draft (4/30/21).

NFL Career:

- Has appeared in 47 regular season games (33 starts) and tallied 316 tackles (172 solo), 5.5 sacks, 46 pressures, one forced fumble, three interceptions for 50 return yards, seven pass breakups, 12 passes defended, 19 tackles for loss, 10 quarterback hits and 35 hurries.
- Has seen action in three postseason games (two starts) and recorded five quarterback hits, four hurries, eight pressures, 3.0 sacks, one forced fumble, one pass breakup, one pass defended, three tackles for loss, and 18 tackles (10 solo).
- Was named a team captain for the 2023 campaign.
- Played in 15 regular season games (15 starts) in 2023. Totaled 145 (74 solo), 4.5 sacks, 33 pressures, four pass breakups, 14 tackles for loss, 26 hurries, and seven quarterback hits.
- With 13 tackles in Week 17 of 2023, he broke the franchise record for most tackles in a single season despite missing a game due to injury.
- Tallied single-season career-highs in defensive snaps (887), tackles, solo tackles, sacks, pressures, pass breakups, tackles for loss, quarterback hits, hurries, and passes defended in 2023.
- Started in the Wild Card Round against Detroit and recorded nine tackles (four solo), 2.0 sacks, four pressures, one forced fumble, one tackle for loss, two quarterback hits, and three hurries.
- Through his first 32 career regular season games, Jones registered 171 total tackles. This ranks tied for eighth-most in Rams franchise history through a player's first 32 career games.
- Played in all 17 regular season games (11 starts) in 2022. Tallied 113 tackles (65 solo), four tackles for loss, one pass breakup, one interception and five quarterback pressures.
- Ranked second on the team in tackles (113), second in solo tackles (65), and missed only six tackles on 693 defensive snaps in 2022.
- Was the Rams highest-graded player in the Week 1 matchup against the Bills in 2022 with a 91.2 grade, according to *Pro Football Focus*.
- Appeared in 15 regular season games (seven starts) during his rookie season in 2021 and tallied 58 tackles (33 solo), 1.0 sack, one tackle for loss, four pass breakups, two interceptions (50 return yards) and six quarterback pressures.
- Saw action in two playoff games, including Super Bowl LVI, where he had a standout performance with seven tackles (six solo), 1.0 sack, one pass breakup and four quarterback pressures.
- Tallied a season-high 11 tackles (five solo) and one pass defended in a Week 15 victory over the Seahawks in 2021.

- In Week 14 of the 2021 season, Jones recorded seven tackles (five solo), a pass breakup and an interception with a return of 31 yards.
- Registered nine or more tackles in three regular season contests in his rookie campaign.
- Had nine tackles (seven solo) and an interception in his first start against the Houston Texans in Week 8 of the 2021 season.

College: As a junior in 2020, Jones played middle linebacker and was the vocal leader of the defense at South Carolina. He was named one of four permanent team captains and earned Fourth-Team All-SEC honors from Phil Steele. He started each of the first nine games and led the team in tackles for the second-consecutive year with 86 stops. He averaged 9.6 tackles per game, which ranked sixth in the SEC, and had four games with at least 11 tackles during the season. He notched a career-best 19 tackles at LSU, the most tackles in a game by a Gamecock since Roy Hart had 19 stops at Nebraska in 1987. He almost matched that total with 18 tackles at Ole Miss and had two of the top 17 single-game tackle performances recorded at the FBS level in 2020. Jones was one of 16 semifinalists for the Butkus Award after recording 199 tackles in just 26 games over the three seasons. He made 21 starts with 10.5 tackles for loss and a pair of sacks, two interceptions, five pass breakups, six quarterback hurries, three forced fumbles and a pair of fumble recoveries. During his sophomore campaign in 2019, Jones started all 12 games at middle linebacker, making a team-high 97 tackles, 20 more than anyone else on the squad. He ranked fourth in the SEC with 8.1 tackles per game and had 5.5 tackles for loss, 1.0 sack, two interceptions, five pass breakups, a quarterback hurry and a forced fumble. As a true freshman, Jones played in five games and was credited with 16 tackles (10 solo).



Personal: Jones graduated from Ware County High School in Georgia in December of 2017 where he logged 112 total tackles (70 solo) and six tackles for loss as a senior for the Gators. He also accounted for 2.0 sacks, three forced fumbles and five QB hurries in his final campaign. Jones was a First-Team all-state Class AAAA selection and was the 59th-ranked outside linebacker prospect in the country and 84th-best overall prospect in Georgia, according to 247 Sports' national composite rankings. He was named to the PrepStar All-Southeast Region team. Jones majored in public health.



Ernest Jones, NFL Statistics



Regular Season

| Year | Team | G/S | Tackles | | | Sacks | Yards | Int. | Interceptions | | | PD | Fumbles | | |
|---------------|------------------|--------------|------------|------------|------------|------------|-------------|----------|---------------|-----------|----------|-----------|----------|----------|----------|
| | | | Total | Solo | Asst. | | | | Yards | Long | TD | | FF | FR | Yards |
| 2021 | Los Angeles Rams | 15/7 | 58 | 33 | 25 | 1.0 | 4.0 | 2 | 50 | 31 | 0 | 4 | 0 | 0 | 0 |
| 2022 | Los Angeles Rams | 17/11 | 113 | 65 | 48 | 0.0 | 0.0 | 1 | 0 | 0 | 0 | 2 | 1 | 0 | 0 |
| 2023 | Los Angeles Rams | 15/15 | 145 | 74 | 71 | 4.5 | 19.5 | 0 | 0 | 0 | 0 | 6 | 0 | 0 | 0 |
| Totals | | 47/33 | 316 | 172 | 144 | 5.5 | 23.5 | 3 | 50 | 31 | 0 | 12 | 1 | 0 | 0 |

Postseason

| Year | Team | G/S | Tackles | | | Sacks | Yards | Int. | Interceptions | | | PD | Fumbles | | |
|---------------|------------------|------------|-----------|-----------|----------|------------|-------------|----------|---------------|----------|----------|----------|----------|----------|----------|
| | | | Total | Solo | Asst. | | | | Yards | Long | TD | | FF | FR | Yards |
| 2021 | Los Angeles Rams | 2/1 | 9 | 6 | 3 | 1.0 | 7.0 | 0 | 0 | 0 | 0 | 1 | 0 | 0 | 0 |
| 2023 | Los Angeles Rams | 1/1 | 9 | 4 | 5 | 2.0 | 21.0 | 0 | 0 | 0 | 0 | 0 | 1 | 0 | 0 |
| Totals | | 3/2 | 18 | 10 | 8 | 3.0 | 28.0 | 0 | 0 | 0 | 0 | 1 | 1 | 0 | 0 |





Ernest Jones, Game-By-Game



2023 Los Angeles Rams

| Game | W/L | P/S | T | S | A | Sk | Yds | Int | Yds | Lg | TD | PD | FF | FR | Yds |
|---------------|------------|--------------|------------|-----------|-----------|------------|-------------|----------|----------|----------|----------|----------|----------|----------|----------|
| at Sea 9/10 | W | 1/1 | 9 | 4 | 5 | 0.0 | 0.0 | 0 | 0 | 0 | 0 | 0 | 0 | 0 | 0 |
| SF 9/17 | L | 1/1 | 10 | 5 | 5 | 0.0 | 0.0 | 0 | 0 | 0 | 0 | 0 | 0 | 0 | 0 |
| at Cin 9/25 | L | 1/1 | 9 | 7 | 2 | 0.0 | 0.0 | 0 | 0 | 0 | 0 | 1 | 0 | 0 | 0 |
| at Ind 10/1 | W | 1/1 | 10 | 4 | 6 | 1.0 | 3.0 | 0 | 0 | 0 | 0 | 0 | 0 | 0 | 0 |
| Phi 10/8 | L | 1/1 | 15 | 10 | 5 | 0.0 | 0.0 | 0 | 0 | 0 | 0 | 0 | 0 | 0 | 0 |
| Ari 10/15 | W | 1/1 | 10 | 7 | 3 | 0.0 | 0.0 | 0 | 0 | 0 | 0 | 0 | 0 | 0 | 0 |
| Pit 10/22 | L | 1/1 | 4 | 1 | 3 | 0.0 | 0.0 | 0 | 0 | 0 | 0 | 0 | 0 | 0 | 0 |
| at Dal 10/29 | L | 1/1 | 8 | 5 | 3 | 0.0 | 0.0 | 0 | 0 | 0 | 0 | 0 | 0 | 0 | 0 |
| at GB 11/5 | | | | | | Inactive | | | | | | | | | |
| Sea 11/19 | W | 1/1 | 12 | 5 | 7 | 0.5 | 2.5 | 0 | 0 | 0 | 0 | 1 | 0 | 0 | 0 |
| at Ari 11/26 | W | 1/1 | 6 | 1 | 5 | 0.0 | 0.0 | 0 | 0 | 0 | 0 | 0 | 0 | 0 | 0 |
| Cle 12/3 | W | 1/1 | 15 | 6 | 9 | 0.0 | 0.0 | 0 | 0 | 0 | 0 | 0 | 0 | 0 | 0 |
| at Bal 12/10 | L | 1/1 | 10 | 6 | 4 | 1.0 | 0.0 | 0 | 0 | 0 | 0 | 1 | 0 | 0 | 0 |
| Was 12/17 | W | 1/1 | 7 | 2 | 5 | 1.0 | 8.0 | 0 | 0 | 0 | 0 | 1 | 0 | 0 | 0 |
| NO 12/21 | W | 1/1 | 7 | 4 | 3 | 1.0 | 6.0 | 0 | 0 | 0 | 0 | 2 | 0 | 0 | 0 |
| at NYG 12/31 | W | 1/1 | 13 | 7 | 6 | 0.0 | 0.0 | 0 | 0 | 0 | 0 | 0 | 0 | 0 | 0 |
| at SF 1/7/24 | | | | | | Inactive | | | | | | | | | |
| Totals | 9-6 | 15/15 | 145 | 74 | 71 | 4.5 | 19.5 | 0 | 0 | 0 | 0 | 6 | 0 | 0 | 0 |

2023 Postseason

| Game | W/L | P/S | T | S | A | Sk | Yds | Int | Yds | Lg | TD | PD | FF | FR | Yds |
|-----------------|------------|------------|----------|----------|----------|------------|-------------|----------|----------|----------|----------|----------|----------|----------|----------|
| at Det 1/14/24* | L | 1/1 | 9 | 4 | 5 | 2.0 | 21.0 | 0 | 0 | 0 | 0 | 0 | 0 | 0 | 0 |
| Totals | 0-1 | 1/1 | 9 | 2 | 5 | 2.0 | 21.0 | 0 | 0 | 0 | 0 | 0 | 0 | 0 | 0 |

* Denotes Wild Card Round



2021 Los Angeles Rams Game-By-Game

| Game | W/L | P/S | T | S | A | Sk | Yds | Int | Yds | Lg | TD | PD | FF | FR |
|---------------|-------------|-------------|-----------|-----------|-----------|------------|------------|----------|-----------|-----------|----------|----------|----------|----------|
| Chi 9/12 | W | 1/0 | 0 | 0 | 0 | 0.0 | 0.0 | 0 | 0 | 0 | 0 | 0 | 0 | 0 |
| at Ind 9/19 | W | 1/0 | 1 | 0 | 1 | 0.0 | 0.0 | 0 | 0 | 0 | 0 | 0 | 0 | 0 |
| TB 9/26 | W | 1/0 | 0 | 0 | 0 | 0.0 | 0.0 | 0 | 0 | 0 | 0 | 0 | 0 | 0 |
| Ari 10/3 | L | 1/0 | 0 | 0 | 0 | 0.0 | 0.0 | 0 | 0 | 0 | 0 | 0 | 0 | 0 |
| at Sea 10/7 | W | 1/0 | 4 | 2 | 2 | 0.0 | 0.0 | 0 | 0 | 0 | 0 | 0 | 0 | 0 |
| at NYG 10/17 | W | 1/0 | 1 | 0 | 1 | 0.0 | 0.0 | 0 | 0 | 0 | 0 | 0 | 0 | 0 |
| Det 10/24 | W | 1/0 | 0 | 0 | 0 | 0.0 | 0.0 | 0 | 0 | 0 | 0 | 0 | 0 | 0 |
| at Hou 10/31 | W | 1/1 | 9 | 7 | 2 | 0.5 | 2.5 | 1 | 19 | 19 | 0 | 1 | 0 | 0 |
| Ten 11/7 | L | 1/1 | 4 | 3 | 1 | 0.0 | 0.0 | 0 | 0 | 0 | 0 | 0 | 0 | 0 |
| at SF 11/15 | L | 1/0 | 6 | 2 | 4 | 0.0 | 0.0 | 0 | 0 | 0 | 0 | 0 | 0 | 0 |
| at GB 11/28 | L | 1/1 | 5 | 2 | 3 | 0.0 | 0.0 | 0 | 0 | 0 | 0 | 0 | 0 | 0 |
| Jax 12/5 | W | 1/1 | 9 | 5 | 4 | 0.5 | 1.5 | 0 | 0 | 0 | 0 | 1 | 0 | 0 |
| at Ari 12/13 | W | 1/1 | 7 | 5 | 2 | 0.0 | 0.0 | 1 | 31 | 31 | 0 | 1 | 0 | 0 |
| Sea 12/21 | W | 1/1 | 11 | 5 | 6 | 0.0 | 0.0 | 0 | 0 | 0 | 0 | 1 | 0 | 0 |
| at Min 12/26 | W | 1/1 | 2 | 2 | 0 | 0.0 | 0.0 | 0 | 0 | 0 | 0 | 0 | 0 | 0 |
| at Bal 1/2 | | | | | | Inactive | | | | | | | | |
| SF 1/9/22 | L | | | | | Inactive | | | | | | | | |
| Totals | 12-5 | 15/7 | 58 | 33 | 25 | 1.0 | 4.0 | 2 | 50 | 31 | 0 | 4 | 0 | 0 |

2021 Postseason

| Game | W/L | P/S | T | S | A | Sk | Yds | Int | Yds | Lg | TD | PD | FF | FR |
|----------------|------------|------------|----------|----------|----------|------------|------------|----------|----------|----------|----------|----------|----------|----------|
| Ari 1/17/22* | W | | | | | Inactive | | | | | | | | |
| at TB 1/23/22^ | W | | | | | Inactive | | | | | | | | |
| SF 1/30/22~ | W | 1/0 | 2 | 0 | 2 | 0.0 | 0.0 | 0 | 0 | 0 | 0 | 0 | 0 | 0 |
| Cin 2/13/22+ | W | 1/1 | 7 | 6 | 1 | 1.0 | 7.0 | 0 | 0 | 0 | 0 | 1 | 0 | 0 |
| Totals | 4-0 | 2/1 | 9 | 6 | 3 | 1.0 | 7.0 | 0 | 0 | 0 | 0 | 1 | 0 | 0 |

* Denotes NFC Wild Card Game, ^ Denotes NFC Divisional Round, ~ Denotes NFC Championship, + Denotes Super Bowl



2022 Los Angeles Rams Game-By-Game

| Game | W/L | P/S | T | S | A | Sk | Yds | Int | Yds | Lg | TD | PD | FF | FR |
|---------------|-------------|--------------|------------|-----------|-----------|------------|------------|----------|----------|----------|----------|----------|----------|----------|
| Buf 9/8 | L | 1/1 | 7 | 5 | 2 | 0.0 | 0.0 | 0 | 0 | 0 | 0 | 0 | 1 | 0 |
| Ari 9/18 | W | 1/1 | 12 | 5 | 7 | 0.0 | 0.0 | 0 | 0 | 0 | 0 | 0 | 0 | 0 |
| Ari 9/25 | W | 1/1 | 5 | 4 | 1 | 0.0 | 0.0 | 0 | 0 | 0 | 0 | 0 | 0 | 0 |
| at SF 10/3 | L | 1/1 | 5 | 2 | 3 | 0.0 | 0.0 | 0 | 0 | 0 | 0 | 0 | 0 | 0 |
| Dal 10/9 | L | 1/0 | 6 | 4 | 2 | 0.0 | 0.0 | 0 | 0 | 0 | 0 | 0 | 0 | 0 |
| Car 10/16 | W | 1/0 | 7 | 5 | 2 | 0.0 | 0.0 | 0 | 0 | 0 | 0 | 1 | 0 | 0 |
| SF 10/30 | L | 1/1 | 7 | 3 | 4 | 0.0 | 0.0 | 0 | 0 | 0 | 0 | 0 | 0 | 0 |
| at TB 11/6 | L | 1/1 | 7 | 5 | 2 | 0.0 | 0.0 | 0 | 0 | 0 | 0 | 0 | 0 | 0 |
| Ari 11/13 | L | 1/0 | 10 | 6 | 4 | 0.0 | 0.0 | 0 | 0 | 0 | 0 | 0 | 0 | 0 |
| at NO 11/20 | L | 1/1 | 3 | 0 | 3 | 0.0 | 0.0 | 0 | 0 | 0 | 0 | 0 | 0 | 0 |
| at KC 11/27 | L | 1/0 | 11 | 5 | 6 | 0.0 | 0.0 | 0 | 0 | 0 | 0 | 0 | 0 | 0 |
| Sea 12/4 | L | 1/0 | 8 | 7 | 1 | 0.0 | 0.0 | 0 | 0 | 0 | 0 | 0 | 0 | 0 |
| LV 12/8 | W | 1/1 | 4 | 1 | 3 | 0.0 | 0.0 | 0 | 0 | 0 | 0 | 1 | 0 | 0 |
| at GB 12/19 | L | 1/0 | 5 | 3 | 2 | 0.0 | 0.0 | 0 | 0 | 0 | 0 | 0 | 0 | 0 |
| Den 12/25 | W | 1/1 | 2 | 1 | 1 | 0.0 | 0.0 | 0 | 0 | 0 | 0 | 0 | 0 | 0 |
| at LAC 1/1 | L | 1/1 | 9 | 5 | 4 | 0.0 | 0.0 | 0 | 0 | 0 | 0 | 0 | 0 | 0 |
| at Sea 1/8 | L | 1/1 | 5 | 4 | 1 | 0.0 | 0.0 | 0 | 0 | 0 | 0 | 0 | 0 | 0 |
| Totals | 5-12 | 17/11 | 113 | 65 | 48 | 0.0 | 0.0 | 0 | 0 | 0 | 0 | 2 | 0 | 0 |



Ernest Jones, Collegiate Statistics



| Year | Team | Regular Season | | | | | Interceptions | | | | Fumbles | | | |
|---------------|----------------|----------------|---------------|------------|-----------|------------|---------------|----------|----------|----------|----------|----------|----------|----------|
| | | Games | Tackles Total | Solo | Asst. | Sacks | Yards | Int. | Yards | Long | TD | PD | FF | FR |
| 2018 | South Carolina | 5 | 16 | 10 | 6 | 0.0 | 0.0 | 0 | 0 | 0 | 0 | 0 | 1 | 1 |
| 2019 | South Carolina | 12 | 97 | 59 | 38 | 1.0 | 16.0 | 2 | 1 | 1 | 0 | 7 | 1 | 0 |
| 2020 | South Carolina | 9 | 86 | 42 | 44 | 1.0 | 1.0 | 0 | 0 | 0 | 0 | 0 | 1 | 1 |
| Totals | | 26 | 199 | 111 | 88 | 2.0 | 17.0 | 2 | 1 | 1 | 0 | 7 | 3 | 2 |



83 Nikola Kalinic



Tight End • York • Toronto, ON (Canada)

Ht./Wt.: **6-4/245**
 NFL Exp.: **2 (1st Rams)**
 GP/GS, (Playoffs): **7/0, (0/0)**
 Birth Date: **1/21/1997**
 Acquired: **FA-'23**

Transactions: Signed to the Los Angeles Rams practice squad (8/30/23)...Waived by Rams (8/29/23)... Signed with the Rams (7/14/2023) ...Signed with the Indianapolis Colts to a reserve/future contract (1/26/2022)... Waived by the Colts (5/4/2023)... Selected in the second round (10th overall) by the Hamilton Tiger-Cats in the 2019 CFL Draft (5/17/2019).

CFL Career:

- In 2021, he played in all 14 games with the Hamilton Tiger-Cats and totaled 11 receptions for 86 yards and one touchdown.
- In 2019, he appeared in all 16 games and totaled 12 receptions for 106 yards and one touchdown.



College: During his time at York University, Kalinic appeared in 31 games (15 starts) as a tight end, fullback, and wide receiver. As a senior in 2018, he was named OUA First-Team all-star twice (special teams and fullback), he earned the team's Frank Cosentino Team MVP Award and attended the CFL National Combine. Kalinic started seven games at fullback and recorded career-highs with 14 receptions and 145 receiving yards. During the 2017 season, Kalinic was named an OUA Second-Team all-star and earned the team's Andre Durie Special Teams MVP Award. He started all eight games at tight end and totaled seven catches for 58 yards and also had five tackles. During the 2016 season, he appeared in all eight games, mostly at tight end. Kalinic led the Lions with 17.3 yards per catch and totaled six catches for 104 yards and two touchdowns including a 50-yard score against Windsor. As a freshman in 2015, he appeared in all eight games at wide receiver and tied for third on the team in

Personal: A 2015 graduate from Silverthorn Collegiate Institute in Toronto, Canada, Kalinic was named Silverthorn's Athlete of the Year as a senior. He participated in football, basketball, volleyball, soccer and tennis. He received team MVP awards in football, basketball, and volleyball. As a senior in 2015, he helped lead both the soccer team and the co-ed volleyball teams win the West Region championships. In 2016, Kalinic represented Canada at the U19 International Bowl in Texas.



Nikola Kalinic, Collegiate Statistics



| Year | Team | G | Att. | Regular Season | | | | Receiving | | | | TD |
|---------------|-----------------|-----------|----------|----------------|------------|----------|----------|-----------|------------|-------------|-----------|----------|
| | | | | Kick Returns | Yards | Avg. | Long | Rec | Yards | Avg. | Long | |
| 2015 | York University | 8 | 1 | 2 | 2.0 | 2 | 0 | 11 | 109 | 13.6 | 22 | 0 |
| 2016 | York University | 8 | 3 | 34 | 11.3 | 9 | 0 | 6 | 104 | 13.0 | 50 | 2 |
| 2017 | York University | 8 | 2 | 0 | 0.0 | 0 | 0 | 7 | 58 | 7.3 | 14 | 0 |
| 2018 | York University | 8 | 0 | 0 | 0.0 | 0 | 0 | 15 | 168 | 21.0 | 23 | 0 |
| Totals | | 32 | 6 | 36 | 6.0 | 9 | 0 | 39 | 439 | 13.7 | 50 | 2 |



43 Joshua Karty



Kicker • Stanford • Burlington, NC

Ht./Wt.: 6-2/208
 NFL Exp.: 1 (1st Rams)
 GP/GS, (Playoffs): 0/0, (0/0)
 Birth Date: 3/7/2002
 Acquired: D6-'24

Transactions: Selected by the Los Angeles Rams in the sixth round (209 overall) of the 2024 NFL Draft (4/27/24).

College: As a senior at Stanford in 2023, Karty was the recipient of the Jim Reynolds Award and was a semifinalist for the Lou Groza Award. He also was a PFF All-America First-Team and an All-Pac 12 First-Team selection. Karty was a three-time Pac-12 Special Teams Player of the Week honoree and converted 23-of-27 field goal attempts and did not miss an extra point all season. His 23 field goals made is the most in a single season in program history and he finished his Stanford career with 51 field goals made, which is the fifth-most in program history. Karty also holds the highest all-time field goal percentage as a Cardinal (85%). He made three field goals in four games and 11 of his 23 field goals made in 2023 were from 40+ yards. As a junior in 2022, Karty was the recipient of the Irving S. Zeimer Award, the Phil Moffatt Award, and was a Lou Groza Award finalist. He also received Third-Team All-America honors (AP) and was voted First-Team All-Pac 12. The four-time conference Special Teams Player of the Week was the first Stanford player to win the award three times in a single season since 1987, and he was the first Pac-12 specialist to earn the award three times in a single season since the 2018 season. Karty led the Cardinals in points scored in 2022 and went a perfect 18-for-18 on field goal attempts. His 61-yard field goal set a new school record and was five yards longer than any other field goal made at the FBS level that season and was the second-longest field goal in Pac-12 history and longest in a conference game. In 2021 as a sophomore, Karty was a Third-Team All-Pac 12 selection (PFF) and was a Phil Moffatt Award recipient after scoring 57 points on the year. He played in one game as a freshman in 2020.



Personal: Karty was the top-ranked kicker in the 2020 recruiting class, a two-time all-state selection, a three-time all-conference selection and a three-time all-conference academic honoree in high school. He set his high school record in touchbacks and the longest made field goal of 52 yards. Karty also competed in track, tennis and swimming in high school. His father was a rower at Stanford and his brother, Jacob, is a state champion in soccer and a World Champion for robotics.



Joshua Karty, Collegiate Statistics



Regular Season

| Year | | G | Scoring | | | | Field Goal | | | | |
|---------------|----------|-----------|-----------|-----------|------------|------------|--------------|-----------|-----------|-----------|----------|
| | | | FG | PAT | TOT | AVG | Pct. | Made | ATT. | Long | BLKD |
| 2020 | Stanford | 1 | 0 | 0 | 0 | 0.0 | 00.00 | 0 | 0 | 0 | 0 |
| 2021 | Stanford | 11 | 10 | 27 | 57 | 5.2 | 66.67 | 10 | 15 | 51 | 1 |
| 2022 | Stanford | 12 | 18 | 24 | 78 | 6.5 | 100.00 | 18 | 18 | 61 | 0 |
| 2023 | Stanford | 12 | 23 | 21 | 90 | 7.5 | 85.19 | 23 | 27 | 56 | 1 |
| Totals | | 36 | 51 | 72 | 225 | 6.3 | 85.00 | 51 | 60 | 61 | 2 |



65 Matt Kaskey



Offensive Line • Dartmouth • Winnetka, IL

Ht./Wt.: 6-7/325

NFL Exp.: 1 (1st Rams)

GP/GS, (Playoffs): 1/0, (0/0)

Birth Date: 3/17/1997

Acquired: FA-'24

Transactions: Signed with the Los Angeles Rams as a free agent (8/6/24)...Waived by Los Angeles Chargers (8/30/23)...Signed by Chargers (8/09/23)...Waived by Carolina Panthers (12/21/21)...Activated to 53-man roster by Panthers (12/28/20)...Signed to Panthers practice squad (12/28/20)...Activated to 53-man roster by Panthers (12/26/20)...Signed to Panthers practice squad (12/21/20)...Activated to 53-man roster by Panthers (12/19/20)...Signed to Panthers practice squad (9/8/20)...Waived by Panthers (9/6/20)...Activated to 53-man roster by Panthers (12/21/19)...Signed to Panthers practice squad (12/4/19)...Removed from practice squad by Panthers (11/12/19)...Signed to Panthers practice squad (9/24/19)...Waived by Rams (8/30/19)...Signed with the Rams as an undrafted free agent (4/30/19).

College: Appeared in 36 games (29 starts) for the Dartmouth Big Green. As a senior, Kaskey was named a Second-Team All-America offensive lineman by STATS and the AFCA. He was selected to the All-America Third-Team by the *Associated Press* and Phil Steele. Kaskey was named to the Division I All-New England Team. He was a unanimous selection for the All-Ivy League First-Team. Kaskey was the recipient of the program's Frank Hershey Award as the varsity player who possesses a genuine zest for life, a strong, upbeat attitude, and a sincere desire to win because of his dedication and love for the game, his team, and college. He started all 10 games at left tackle and was a keystone of the offensive line that helped Dartmouth finish the season 15th in the FCS coaches poll as the offense ranked 11th among FCS teams in rushing (254.7 yards per game), sixth in fewest sacks allowed (7) and eighth in team passing efficiency. The Big Green also ranked in the top 20 nationally in scoring offense at 34 points per game, as well as third- and fourth-down conversion percentage.

In 2017, he was named All-Ivy League First-Team on the offensive line. Kaskey was the recipient of the team's Jake Crouthamel Award, given to the underclassman who has contributed the most to the success of the team. He started all 10 games at left tackle and anchored an offensive line that allowed Dartmouth to rank in the top half of the Ivy League in scoring, rushing, passing, and total yards, joining the conference champion (Yale) as the only teams that could make that claim. The Big Green ranked third in each of those categories in league play only. His blocking also helped the Green rank 15th nationally in fewest sacks allowed (one per game), plus paved the way for two backs to be among the top seven in league rushing yards per game in the Ancient Eight. As a sophomore, he was named All-Ivy League honorable mention on the offensive line. Kaskey missed the season opener with an injury before returning to the field for the 35-10 win at Holy Cross. He started each of the final eight games at left tackle and was a big part of the line that yielded the fewest sacks (13) in the Ivy League while protecting the passing game that produced the most yards (2,787). The Big Green offense racked up nearly 410 yards per game, second only to co-champion Princeton. The 615 yards gained against Brown were the most in 90 years by a Big Green squad. In 2015, he made an impact quickly during his rookie campaign, seeing action in eight games with one start against Columbia. Kaskey was a part of the regular rotation on the line, predominantly at left tackle.



Personal: In high school, he was chosen to the All-Chicagoland First-Team and also was named to the all-conference and all-area First-Teams and all-state honorable mention. He captained the squad as a senior. Kaskey also competed in track, lacrosse, and wrestling in high school. He is the son of Bruce and Christy Kaskey and has a pair of brothers and a sister. Kaskey's uncle F.J. Fee played for Coach Teevens' 1991 Ivy League champion. His father Bruce helped the Division III powerhouse Ithaca Bombers to the 1984 ECAC Championship.



6 Derion Kendrick



Defensive Corner • Georgia • Rock Hill, SC

Ht./Wt.: 6-0/190

NFL Exp.: 3 (3rd Rams)

GP/GS, (Playoffs): 32/18 (1/0)

Birth Date: 8/24/2000

Acquired: D6-'22 (No. 212 Overall)

Transactions: Selected by the Los Angeles Rams in the sixth round (212th overall) of the 2022 NFL Draft (4/30/22).

NFL Career:

- Has appeared in 32 games (18 starts) and recorded 92 tackles (77 solo), one interception, 14 passes defended, 13 pass breakups and three tackles for loss.
- Finished the 2023 season with 10 passes defended, eight pass breakups, one interception, 34 incompletions against as the primary defender, and 49 tackles (41 solo).
- Recorded his first career interception in Week 11 of 2023.
- Registered 43 tackles (36 solo), five pass breakups, and four passes defended in his rookie season.
- Led all Rams rookies in tackles (43), total snaps (506), defensive snaps (467), and starts (6).
- Made his first career start in his NFL Debut against the Cardinals in Week 3.

College: Kendrick started his college career at Clemson after being a top 30 overall recruit and top-five receiver prospect nationally. He was a reserve receiver in 15 games as a true freshman. In 2019, Kendrick transitioned to cornerback where he earned the starting role. He was credited with 51 tackles (3.0 for loss), six pass breakups, and two interceptions. This earned him a spot on the All-ACC Second-team. In his last season at Clemson, Kendrick credited 20 tackles (one for loss), six pass breakups, 1.0 sack, an interception, and a fumble recovery. He finished with First-Team All-ACC. After his third season, Kendrick transferred to Georgia and played in all 15 games as a wide receiver and on special teams in the Cotton Bowl and National Championship Game. He is a two-time CFP national champion (2018, 2021). In his 2019 season, Kendrick was Second-Team All-ACC and was Second Team All-SEC in 2021. He was awarded First-Team All-ACC (2020) and Orange Bowl MVP (2021).



Personal: Before his collegiate career, Kendrick was awarded Gatorade Player of the Year in South Carolina. He was rated No. 26 in the nation by 247Sports, No.30 player by Rivals, and No. 62 player by ESPN prior to starting his collegiate career. Kendrick attended South Pointe High School where he led his team to win the state title for four consecutive years. He was the recipient of the Don Leebern, Jr., and Don Leebern III Football Scholarship. In 2018, Kendrick played for the U.S. Army All-American Game and was a finalist for the Army Player of the Year Award. At Clemson and Georgia, Kendrick majored in Parks, Recreation, and Tourism.



Derion Kendrick, NFL Statistics



Regular Season

| Year | Team | G/S | Tackles | | | Sacks | Yards | Int. | Interceptions | | | PD | Fumbles | | |
|---------------|------------------|--------------|-----------|-----------|-----------|------------|------------|----------|---------------|----------|----------|-----------|----------|----------|----------|
| | | | Total | Solo | Asst. | | | | Yards | Long | TD | | FF | FR | Yards |
| 2022 | Los Angeles Rams | 15/6 | 43 | 36 | 7 | 0.0 | 0.0 | 0 | 0 | 0 | 0 | 4 | 0 | 0 | 0 |
| 2023 | Los Angeles Rams | 17/12 | 49 | 41 | 8 | 0.0 | 0.0 | 1 | 0 | 0 | 0 | 10 | 0 | 0 | 0 |
| Totals | | 32/18 | 92 | 77 | 15 | 0.0 | 0.0 | 1 | 0 | 0 | 0 | 14 | 0 | 0 | 0 |



Derion Kendrick, Game-By-Game



2023 Los Angeles Rams

| Game | W/L | P/S | T | S | A | Sk | Yds | Int | Yds | Lg | TD | PD | FF | FR | Yds |
|---------------|-------------|--------------|-----------|-----------|----------|------------|------------|----------|----------|----------|----------|-----------|----------|----------|----------|
| at Sea 9/10 | W | 1/1 | 3 | 3 | 0 | 0.0 | 0.0 | 0 | 0 | 0 | 0 | 1 | 0 | 0 | 0 |
| SF 9/17 | L | 1/1 | 3 | 2 | 1 | 0.0 | 0.0 | 0 | 0 | 0 | 0 | 0 | 0 | 0 | 0 |
| at Cin 9/25 | L | 1/1 | 6 | 3 | 3 | 0.0 | 0.0 | 0 | 0 | 0 | 0 | 2 | 0 | 0 | 0 |
| at Ind 10/1 | W | 1/1 | 3 | 3 | 0 | 0.0 | 0.0 | 0 | 0 | 0 | 0 | 0 | 0 | 0 | 0 |
| Phi 10/8 | L | 1/1 | 8 | 7 | 1 | 0.0 | 0.0 | 0 | 0 | 0 | 0 | 0 | 0 | 0 | 0 |
| Ari 10/15 | W | 1/1 | 2 | 2 | 0 | 0.0 | 0.0 | 0 | 0 | 0 | 0 | 0 | 0 | 0 | 0 |
| Pit 10/22 | L | 1/0 | 0 | 0 | 0 | 0.0 | 0.0 | 0 | 0 | 0 | 0 | 0 | 0 | 0 | 0 |
| at Dal 10/29 | L | 1/1 | 5 | 4 | 1 | 0.0 | 0.0 | 0 | 0 | 0 | 0 | 1 | 0 | 0 | 0 |
| at GB 11/5 | L | 1/0 | 0 | 0 | 0 | 0.0 | 0.0 | 0 | 0 | 0 | 0 | 0 | 0 | 0 | 0 |
| Sea 11/19 | W | 1/1 | 3 | 3 | 0 | 0.0 | 0.0 | 1 | 0 | 0 | 0 | 3 | 0 | 0 | 0 |
| at Ari 11/26 | W | 1/1 | 4 | 4 | 0 | 0.0 | 0.0 | 0 | 0 | 0 | 0 | 0 | 0 | 0 | 0 |
| Cle 12/3 | W | 1/1 | 4 | 3 | 1 | 0.0 | 0.0 | 0 | 0 | 0 | 0 | 1 | 0 | 0 | 0 |
| at Bal 12/10 | L | 1/1 | 3 | 3 | 0 | 0.0 | 0.0 | 0 | 0 | 0 | 0 | 0 | 0 | 0 | 0 |
| Was 12/17 | W | 1/1 | 4 | 4 | 0 | 0.0 | 0.0 | 0 | 0 | 0 | 0 | 0 | 0 | 0 | 0 |
| NO 12/21 | W | 1/0 | 0 | 0 | 0 | 0.0 | 0.0 | 0 | 0 | 0 | 0 | 0 | 0 | 0 | 0 |
| at NYG 12/31 | W | 1/0 | 1 | 0 | 1 | 0.0 | 0.0 | 0 | 0 | 0 | 0 | 1 | 0 | 0 | 0 |
| at SF 1/7/24 | W | 1/0 | 0 | 0 | 0 | 0.0 | 0.0 | 0 | 0 | 0 | 0 | 1 | 0 | 0 | 0 |
| Totals | 10-7 | 17/12 | 49 | 41 | 8 | 0.0 | 0.0 | 1 | 0 | 0 | 0 | 10 | 0 | 0 | 0 |

2023 Postseason

| Game | W/L | P/S | T | S | A | Sk | Yds | Int | Yds | Lg | TD | PD | FF | FR | Yds |
|-----------------|------------|------------|----------|----------|----------|------------|------------|----------|----------|----------|----------|----------|----------|----------|----------|
| at Det 1/14/24* | L | 1/0 | 0 | 0 | 0 | 0.0 | 0.0 | 0 | 0 | 0 | 0 | 0 | 0 | 0 | 0 |
| Totals | 0-1 | 1/0 | 0 | 0 | 0 | 0.0 | 0.0 | 0 | 0 | 0 | 0 | 0 | 0 | 0 | 0 |

* Denotes Wild Card Round



2022 Los Angeles Rams Game-By-Game

| Game | W/L | P/S | T | S | A | Sk | Yds | Int | Yds | Lg | TD | PD | FF | FR | Yds |
|---------------|-------------|-------------|-----------|-----------|----------|------------|------------|----------|----------|----------|----------|----------|----------|----------|----------|
| Buf 9/8 | | | | | | | | | | | | | | | |
| Ari 9/18 | | | | | | | | | | | | | | | |
| Ari 9/25 | W | 1/1 | 9 | 9 | 0 | 0.0 | 0.0 | 0 | 0 | 0 | 0 | 1 | 0 | 0 | 0 |
| at SF 10/3 | L | 1/1 | 3 | 2 | 1 | 0.0 | 0.0 | 0 | 0 | 0 | 0 | 0 | 1 | 0 | 0 |
| Dal 10/9 | L | 1/1 | 3 | 2 | 1 | 0.0 | 0.0 | 0 | 0 | 0 | 0 | 0 | 0 | 0 | 0 |
| Car 10/16 | W | 1/1 | 3 | 2 | 1 | 0.0 | 0.0 | 0 | 0 | 0 | 0 | 1 | 0 | 0 | 0 |
| SF 10/30 | L | 1/1 | 6 | 5 | 1 | 0.0 | 0.0 | 0 | 0 | 0 | 0 | 0 | 0 | 0 | 0 |
| at TB 11/6 | L | 1/0 | 4 | 4 | 0 | 0.0 | 0.0 | 0 | 0 | 0 | 0 | 1 | 0 | 0 | 0 |
| Ari 11/13 | L | 1/0 | 0 | 0 | 0 | 0.0 | 0.0 | 0 | 0 | 0 | 0 | 0 | 0 | 0 | 0 |
| at NO 11/20 | L | 1/0 | 2 | 1 | 1 | 0.0 | 0.0 | 0 | 0 | 0 | 0 | 0 | 0 | 0 | 0 |
| at KC 11/27 | L | 1/0 | 2 | 2 | 0 | 0.0 | 0.0 | 0 | 0 | 0 | 0 | 0 | 0 | 0 | 0 |
| Sea 12/4 | L | 1/1 | 10 | 8 | 2 | 0.0 | 0.0 | 0 | 0 | 0 | 0 | 0 | 0 | 0 | 0 |
| LV 12/8 | W | 1/0 | 0 | 0 | 0 | 0.0 | 0.0 | 0 | 0 | 0 | 0 | 0 | 0 | 0 | 0 |
| at GB 12/19 | L | 1/0 | 0 | 0 | 0 | 0.0 | 0.0 | 0 | 0 | 0 | 0 | 0 | 0 | 0 | 0 |
| Den 12/25 | W | 1/0 | 1 | 1 | 0 | 0.0 | 0.0 | 0 | 0 | 0 | 0 | 0 | 0 | 0 | 0 |
| at LAC 1/1 | L | 1/0 | 0 | 0 | 0 | 0.0 | 0.0 | 0 | 0 | 0 | 0 | 0 | 0 | 0 | 0 |
| at Sea 1/8 | L | 1/0 | 0 | 0 | 0 | 0.0 | 0.0 | 0 | 0 | 0 | 0 | 0 | 0 | 0 | 0 |
| Totals | 5-12 | 15/6 | 43 | 36 | 7 | 0.0 | 0.0 | 0 | 0 | 0 | 0 | 4 | 0 | 0 | 0 |



26 Kamren Kinchens

Defensive Back • Miami (FL) • Miami, FL

Ht./Wt.: 6-0/205
 NFL Exp.: 1 (1st with Rams)
 GP/GS, (Playoffs): 0/0, (0/0)
 Birth Date: 9/29/2002
 Acquired: D3-'24

Transactions: Selected by the Los Angeles Rams in the third round (99th overall) of the 2024 NFL Draft (4/26/24).

College: Kinchens earned First-Team All-ACC honors for the second consecutive season as a junior in 2023 and was one of the team's top defensive performers. He started all 10 games he played in and finished third on the team in tackles. Kinchens also led the team with five interceptions and moved into the top-10 in program history with 11 career interceptions. He became the first player since Sean Taylor to record double-digit interceptions over the course of his Miami career. In 2022 as a sophomore, Kinchens delivered an All-American season and was named First-Team All-ACC. He started all 12 games and led the team in tackles to go along with a team-high six interceptions. Kinchens recorded a program-tying three interceptions, including a 99-yard interception return for a touchdown against Georgia Tech that season. As a true freshman in 2021, Kinchens saw action in all 12 games and started the final five. He finished fourth on the team in tackles.



Personal: Kinchens was a four-star prospect, according to *Rivals* and *247Sports Composite*, and a three-star prospect, according to *ESPN*, coming out of high school. As a junior, he recorded 74 tackles, three tackles for loss, nine interceptions, and returned a punt for a touchdown. He helped Miami Northwestern win Florida Class 5A stat championships from 2017-19. Kinchens chose Miami over schools such as Alabama, Auburn, Clemson, Florida, Florida State, Georgia, LSU, Ohio State, Ole Miss, Oregon, Utah and many others.



Kamren Kinchens, College Statistics



| Year | Team | G/S | Regular Season | | | | | Interceptions | | | | Fumbles | | | |
|---------------|-------|--------------|----------------|-----------|-----------|------------|------------|---------------|------------|----------|----------|-----------|----------|----------|----------|
| | | | Tackles Total | Solo | Asst. | Sacks | TFLs | Int. | Yards | Long | TD | PD | FF | FR | Yards |
| 2021 | Miami | 12/5 | 44 | 25 | 19 | 0.0 | 1.0 | 0 | 0 | 0 | 0 | 4 | 1 | 0 | 0 |
| 2022 | Miami | 12/11 | 59 | 34 | 25 | 0.0 | 1.5 | 6 | 99 | 99 | 1 | 12 | 1 | 1 | 0 |
| 2023 | Miami | 10/10 | 59 | 40 | 19 | 1.0 | 2.5 | 5 | 57 | 29 | 1 | 10 | 0 | 0 | 0 |
| Totals | | 34/26 | 162 | 99 | 63 | 1.0 | 5.0 | 11 | 156 | 0 | 2 | 26 | 2 | 1 | 0 |



10 Cooper Kupp



Wide Receiver • Eastern Washington • Yakima, WA

Ht./Wt.: 6-2/208

NFL Exp.: 8 (8th Rams)

GP/GS, (Playoffs): 92/78, (7/6)

Birth Date: 6/15/1993

Acquired: D3A-'17 (No. 69 Overall)

Transactions: Placed on injured reserve list (9/9/23)...Placed on injured reserve list (11/17/22)...Signed contract extension with Rams (7/9/22)...Placed on injured reserve list (11/19/18)... Selected by the Rams in the third round (69th overall) of the 2017 NFL Draft (4/29/17).

NFL Career:

- Became the fourth player in NFL history to win the receiving Triple Crown by leading the NFL in receptions, receiving yards, and receiving TDs during the 2021 season. He led the second place receivers in all three categories by some of the widest margins of any receiving Triple Crown winner. He was the first modern-era triple-crown receiver without a previous Pro Bowl appearance.
- Was named Super Bowl LVI MVP, the 2021 NFL Offensive Player of the Year and was voted to his first Pro Bowl. Kupp also was voted First-Team All-Pro.
- Was named a nominee for the Walter Payton Man of the Year Award in 2023 and named the team's Carl Ekern Spirit of the Game Award winner.
- With 111 yards on eight catches in Week 15 of 2023, he posted his 32nd career 100-plus yard receiving game and ranks third in franchise history.
- With a touchdown in Week 14 of 2023 against the Baltimore Ravens, he passed Henry Ellard for fourth-most in franchise history (49).
- Before he was sidelined following Week 10 in 2022, Kupp ranked second in the NFL in receptions (72), third in yards-after-the-catch (422), and fifth in receiving first downs (42), receiving touchdowns (6), and receiving yards (812).
- His 1,947 receiving yards in the 2021 season ranks second all-time in NFL history behind Calvin Johnson (1,964). His 145 receptions in 2021 season also rank second all-time behind Michael Thomas (149). Kupp tied Thomas for first place all-time in red zone receptions (27) and ranks fifth all-time in YAC in a single season (846).
- He ranks fifth all-time in first down receptions in a single season (89).
- Kupp sits alone as the only player who has caught at least 130 passes, had 1,800-plus yards and scored at least 20 touchdowns in a season (including playoffs).
- In the Rams' four postseason wins in 2021, he set a postseason record in receptions (33) for 478 yards and six touchdowns. His postseason receiving yards rank second behind Larry Fitzgerald when he recorded 564 receiving yards and seven touchdowns in 2018.
- In the 2021 regular season and postseason, Kupp totaled 178 catches, 2,425 yards and 22 touchdowns. He's the first player in NFL history with more than 2,000 receiving yards in a season, breaking the previous record of 1,977 yards held by Fitzgerald.
- He's only the fourth wideout in NFL history with 100 catches, 1,500 yards, and 15 touchdowns in a season (joining Jerry Rice, Marvin Harrison, and Randy Moss).
- Set a Rams' franchise records in single-season receptions with 145 and receiving yards with 1,947 in 2021.
- Kupp's 118 receiving yards during Week 18 of the 2021 season marked the 13th straight game with 90 or more receiving yards, an NFL record. That game also marked his 22nd career 100-yard receiving game, which tied for fourth in franchise history.



- Passed 5,000 career receiving yards with a 123-yard performance in Week 14 of the 2021 season. Kupp became just the fifth Rams WR to reach the 5,000-yard mark.
- Eclipsed 100 yards receiving 11 times in 17 games in 2021. Kupp recorded at least 100 yards receiving in three consecutive games during Weeks 6, 7 and 8, then again in four consecutive games from Week 13 through 16. Only HOF WR Isaac Bruce had a streak of four consecutive 100-yard games, as well as a separate streak of six consecutive 100-yard games in his Rams tenure.
- Has been named a team captain the past three seasons.
- Became the first player in the Super Bowl era (since 1970) with at least 800 yards and nine touchdowns in his first seven games of a season.
- Through seven weeks of the regular season in 2021, Kupp tied Davante Adams' record with the most games with 9+ receptions, 90+ receiving yards and 2+ TDs.
- Became the first Rams player with two games of at least 150 yards and two touchdowns since Isaac Bruce did it in 1995. The only other receiver besides Bruce and Kupp with two games of 150 yards and two touchdowns was Elroy Hirsch in 1951.
- Set a career high with 13 receptions in Week 14 of 2021 with 123 receiving yards.
- Has been one of the best receivers drafted in the 2017 NFL Draft, ranking first in touchdowns (40), and first in receptions per regular season game (6.1).
- Led the Rams in receptions (94) and was second in receiving yards (1,161) in 2019. His 2019 campaign marked his first regular season with over 1,000 receiving yards.
- Led the Rams in receiving yards (869) and ranked second in receptions (62) in his rookie season.
- Was named to the PFWA All-Rookie team in 2017.





College: Kupp was a consensus FCS All-American for four-straight seasons and earned First-Team All-America honors on all eight 2016 teams announced. He had a total of 30 All-America honors in four collegiate seasons (all First Team, including nine in 2013, six in 2014, seven in 2015 and eight in 2016). He earned 14 different national player of the year accolades and was a three-time Academic All-America selection. In 2016, Kupp became the first wide receiver and just the fourth player overall in the 54-year history of the Big Sky Conference to earn First-Team All-Big Sky honors four seasons. In 2015, Kupp became only the second wide receiver in 42 years to capture the Big Sky Conference Offensive MVP Award, then became one of only 10 repeat winners in league history in 2016. Kupp was also a two-time team co-captain, honored four times on the Big Sky Conference All-Academic team and was twice selected as an Academic All-Star by the FCS Athletic Director's Association. He was honored as Big Sky Conference Player of the Week six times in his career – four times on offense and twice on special teams. He established 15 FCS, 11 Big Sky and 26 EWU records in his illustrious 52-game Eastern career (all as a starter), and added a collegiate all-division mark. His 6,464 yards, 428 receptions, 73 touchdown catches, 124.3 average yards per game and 1.40 average touchdowns per game were all FCS records.



Personal: Attended Davis High School where he was a two-way All-State selection and earned First-Team 4A All-State honors as a defensive back and honorable mention accolades as a wide receiver from the Associated Press. Kupp finished his senior season with 60 receptions for 1,059 yards (17.7 per catch) and 18 touchdowns. He even scored 22 total touchdowns to set a school record. His parents are Craig and Karin Kupp, who were both inducted into the Pacific Lutheran University Hall of Fame in 2003. His father was a fifth-round draft pick by the New York Giants in 1990 and played in 1991 for the Phoenix Cardinals and the Dallas Cowboys. His grandfather, Jake Kupp, was an offensive lineman for the University of Washington and was drafted by the Dallas Cowboys in the 1964 NFL draft and played from 1964-75 with stints with the Washington Football Team, New Orleans Saints and Atlanta Falcons. He was named to the NFL All-Rookie team and was inducted into the New Orleans Saints Hall of Fame in 1991. Cooper earned his bachelor's degree in economics. He and his wife, Anna, have one son.



Community Impact: Kupp has been the Honorary Chair for the team's Annual Taste of the Rams event that raises funds to benefit the Los Angeles Regional Food Bank which provides nutritious meals to those experiencing food insecurity in Los Angeles County. Last year, Kupp also donated more than \$30,000 worth of Nike product to support Inglewood Unified School District students and has participated in a five-week character development session with youth from Operation Progress. During the COVID-19 pandemic, Kupp made a \$21,000 donation to purchase 84,000 meals for food banks in the Yakima and Richland areas of Washington, the LA Regional Food Bank and Food Share Ventura County. In 2022, Kupp chose to represent The Call of Duty Endowment during the NFL's My Cause My Cleats Campaign. The COD Endowment identifies and funds the most efficient and effective organizations that get unemployed veterans back to work.





Cooper Kupp, NFL Statistics



Regular Season

| Year | Team | G/S | No. | Receiving | | | | Att. | Rushing | | | |
|---------------|------------------|--------------|------------|--------------|-------------|-----------|-----------|-----------|------------|------------|-----------|----------|
| | | | | Yards | Avg. | Long | TD | | Yards | Avg. | Long | TD |
| 2017 | Los Angeles Rams | 15/6 | 62 | 869 | 14.0 | 64 | 5 | 0 | 0 | 0.0 | 0 | 0 |
| 2018 | Los Angeles Rams | 8/8 | 40 | 566 | 14.2 | 70t | 6 | 4 | 25 | 6.3 | 12 | 0 |
| 2019 | Los Angeles Rams | 16/14 | 94 | 1,161 | 12.4 | 66 | 10 | 2 | 4 | 2.0 | 6 | 0 |
| 2020 | Los Angeles Rams | 15/12 | 92 | 974 | 10.6 | 55t | 3 | 4 | 33 | 8.3 | 15 | 0 |
| 2021 | Los Angeles Rams | 17/17 | 145 | 1,947 | 13.43 | 59 | 16 | 4 | 18 | 4.5 | 18 | 0 |
| 2022 | Los Angeles Rams | 9/9 | 75 | 812 | 10.8 | 75 | 6 | 9 | 52 | 5.8 | 20 | 1 |
| 2023 | Los Angeles Rams | 12/12 | 59 | 737 | 12.5 | 62 | 5 | 1 | -3 | -3.0 | -3 | 0 |
| Totals | | 92/78 | 567 | 7,066 | 12.5 | 75 | 51 | 24 | 129 | 5.4 | 20 | 1 |

Postseason

| Year | Team | G/S | No. | Receiving | | | | Att. | Rushing | | | |
|---------------|------------------|------------|-----------|------------|-------------|-----------|----------|----------|----------|------------|----------|----------|
| | | | | Yards | Avg. | Long | TD | | Yards | Avg. | Long | TD |
| 2017 | Los Angeles Rams | 1/0 | 8 | 69 | 8.6 | 15 | 1 | 0 | 0 | 0.0 | 0 | 0 |
| 2020 | Los Angeles Rams | 1/1 | 4 | 78 | 19.5 | 44 | 0 | 0 | 0 | 0.0 | 0 | 0 |
| 2021 | Los Angeles Rams | 4/4 | 33 | 478 | 14.5 | 70 | 6 | 2 | 5 | 2.5 | 7 | 0 |
| 2023 | Los Angeles Rams | 1/1 | 5 | 27 | 5.4 | 7 | 0 | 0 | 0 | 0.0 | 0 | 0 |
| Totals | | 7/6 | 50 | 652 | 13.0 | 70 | 7 | 2 | 5 | 2.5 | 7 | 0 |

Additional Career Statistics: Has returned two kicks for 20 yards and has 11 punt returns for 62 return yards (5.64 yd average).





Cooper Kupp, Game-By-Game



2023 Los Angeles Rams

| Game | W/L | P/S | Receiving | | | | Rushing | | | | | | | |
|---------------|------------|--------------|-----------|------------|-------------|-----------|----------|----------|-----------|-------------|-----------|----------|----------|----------|
| | | | No. | Yards | Avg. | Long | TD | Att. | Yards | Avg. | Long | TD | | |
| at Sea 9/10 | W | | | | | | | | | | | | | |
| SF 9/17 | L | | | | | | | | | | | | | |
| at Cin 9/25 | L | | | | | | | | | | | | | |
| at Ind 10/1 | W | | | | | | | | | | | | | |
| Phi 10/8 | L | 1/1 | 8 | 118 | 14.8 | 39 | 0 | 0 | 0 | 0.0 | 0 | 0 | 0 | 0 |
| Ari 10/15 | W | 1/1 | 7 | 148 | 21.1 | 49 | 1 | 0 | 0 | 0.0 | 0 | 0 | 0 | 0 |
| Pit 10/22 | L | 1/1 | 2 | 29 | 14.5 | 24 | 0 | 0 | 0 | 0.0 | 0 | 0 | 0 | 0 |
| at Dal 10/29 | L | 1/1 | 4 | 21 | 5.3 | 9 | 0 | 0 | 0 | 0.0 | 0 | 0 | 0 | 0 |
| at GB 11/5 | L | 1/1 | 2 | 48 | 24.0 | 34 | 0 | 0 | 0 | 0.0 | 0 | 0 | 0 | 0 |
| Sea 11/19 | W | 1/1 | 1 | 11 | 11.0 | 11 | 0 | 0 | 0 | 0.0 | 0 | 0 | 0 | 0 |
| at Ari 11/26 | W | 1/1 | 3 | 18 | 6.0 | 7 | 0 | 0 | 0 | 0.0 | 0 | 0 | 0 | 0 |
| Cle 12/3 | W | 1/1 | 6 | 39 | 6.5 | 13 | 1 | 0 | 0 | 0.0 | 0 | 0 | 0 | 0 |
| at Bal 12/10 | L | 1/1 | 8 | 115 | 14.4 | 34 | 1 | 0 | 0 | 0.0 | 0 | 0 | 0 | 0 |
| Was 12/17 | W | 1/1 | 8 | 111 | 13.9 | 62 | 1 | 0 | 0 | 0.0 | 0 | 0 | 0 | 0 |
| NO 12/21 | W | 1/1 | 6 | 52 | 8.7 | 12 | 0 | 1 | -3 | -3.0 | -3 | 0 | 0 | 0 |
| at NYG 12/31 | W | 1/1 | 4 | 27 | 6.8 | 8 | 1 | 0 | 0 | 0 | 0 | 0 | 0 | 0 |
| at SF 1/7/24 | | | | | Inactive | | | | | | | | | |
| Totals | 7-5 | 12/12 | 55 | 710 | 12.9 | 62 | 4 | 1 | -3 | -3.0 | -3 | 0 | 0 | 0 |

2023 Postseason

| Game | W/L | P/S | Receiving | | | | Rushing | | | | | | | |
|-----------------|------------|------------|-----------|-----------|------------|----------|----------|----------|----------|------------|----------|----------|----------|----------|
| | | | No. | Yards | Avg. | Long | TD | Att. | Yards | Avg. | Long | TD | | |
| at Det 1/14/24* | L | 1/1 | 5 | 27 | 5.4 | 7 | 0 | 0 | 0 | 0.0 | 0 | 0 | 0 | 0 |
| Totals | 0-1 | 1/1 | 5 | 27 | 5.4 | 7 | 0 | 0 | 0 | 0.0 | 0 | 0 | 0 | 0 |

* Denotes Wild Card Round



2022 Los Angeles Rams

| Game | W/L | P/S | Receiving | | | | Rushing | | | | | | | |
|---------------|-------------|-------------|-----------|------------|-------------|-----------|----------|----------|----------|----------|------------|----------|----------|----------|
| | | | No. | Yards | Avg. | Long | TD | Att. | Yards | Avg. | Long | TD | | |
| Buf 9/8 | L | 1/1 | 13 | 128 | 9.9 | 28 | 1 | 0 | 0 | 0.0 | 0 | 0 | 0 | 0 |
| Atl 9/19 | W | 1/1 | 11 | 108 | 9.8 | 20 | 2 | 0 | 0 | 0.0 | 0 | 0 | 0 | 0 |
| at Ari 9/25 | W | 1/1 | 4 | 44 | 11.0 | 14 | 0 | 1 | 20 | 20.0 | 20 | 1 | 0 | 0 |
| at SF 10/3 | L | 1/1 | 14 | 122 | 8.7 | 18 | 0 | 0 | 0 | 0.0 | 0 | 0 | 0 | 0 |
| Dal 10/9 | L | 1/1 | 7 | 125 | 17.9 | 75 | 1 | 1 | 4 | 4.0 | 4 | 0 | 0 | 0 |
| Car 10/16 | W | 1/1 | 7 | 80 | 11.4 | 22 | 0 | 2 | 17 | 8.5 | 0 | 0 | 0 | 0 |
| SF 10/30 | L | 1/1 | 8 | 79 | 9.8 | 23 | 1 | 2 | 10 | 5.0 | 5 | 0 | 0 | 0 |
| at TB 11/6 | L | 1/1 | 8 | 127 | 15.9 | 69 | 1 | 3 | 1 | 0.3 | 5 | 0 | 0 | 0 |
| vs Ari 11/13 | L | 1/1 | 3 | -1 | -0.3 | 2 | 0 | 0 | 0 | 0.0 | 0 | 0 | 0 | 0 |
| at NO 11/20 | L | | | | | | | | | | | | | |
| at KC 11/27 | L | | | | | | | | | | | | | |
| Sea 12/4 | L | | | | | | | | | | | | | |
| LV 12/8 | W | | | | | | | | | | | | | |
| at GB 12/19 | L | | | | | | | | | | | | | |
| at Den 12/25 | W | | | | | | | | | | | | | |
| at LAC 1/1/23 | L | | | | | | | | | | | | | |
| at Sea 1/8/23 | L | | | | | | | | | | | | | |
| Totals | 5-12 | 11/9 | 24 | 369 | 15.4 | 39 | 3 | 0 | 0 | 0 | 0.0 | 0 | 0 | 0 |



2021 Los Angeles Rams

| Game | W/L | P/S | Receiving | | | | Rushing | | | | | | | |
|---------------|-------------|--------------|------------|--------------|-------------|-----------|-----------|----------|-----------|-------------|-----------|----------|----------|----------|
| | | | No. | Yards | Avg. | Long | TD | Att. | Yards | Avg. | Long | TD | | |
| Chi 9/12 | W | 1/1 | 7 | 108 | 15.4 | 56 | 1 | 0 | 0 | 0.0 | 0 | 0 | 0 | 0 |
| at Ind 9/19 | W | 1/1 | 9 | 163 | 18.1 | 44 | 2 | 1 | -5 | -5.0 | -5 | 0 | 0 | 0 |
| TB 9/26 | W | 1/1 | 9 | 96 | 10.7 | 22 | 2 | 0 | 0 | 0.0 | 0 | 0 | 0 | 0 |
| Ari 10/3 | L | 1/1 | 5 | 64 | 12.8 | 35 | 0 | 0 | 0 | 0.0 | 0 | 0 | 0 | 0 |
| at Sea 10/7 | W | 1/1 | 7 | 92 | 13.1 | 33 | 0 | 0 | 0 | 0.0 | 0 | 0 | 0 | 0 |
| at NYG 10/17 | W | 1/1 | 9 | 130 | 14.4 | 30 | 2 | 0 | 0 | 0.0 | 0 | 0 | 0 | 0 |
| Det 10/24 | W | 1/1 | 10 | 156 | 15.6 | 59 | 2 | 0 | 0 | 0.0 | 0 | 0 | 0 | 0 |
| at Hou 10/31 | W | 1/1 | 7 | 115 | 16.4 | 52 | 1 | 0 | 0 | 0.0 | 0 | 0 | 0 | 0 |
| Ten 11/7 | L | 1/1 | 11 | 95 | 8.6 | 17 | 0 | 0 | 0 | 0.0 | 0 | 0 | 0 | 0 |
| at SF 11/15 | L | 1/1 | 11 | 122 | 11.1 | 29 | 0 | 0 | 0 | 0.0 | 0 | 0 | 0 | 0 |
| at GB 11/28 | L | 1/1 | 7 | 96 | 13.7 | 22 | 0 | 0 | 0 | 0.0 | 0 | 0 | 0 | 0 |
| Jax 12/5 | W | 1/1 | 8 | 129 | 16.1 | 43 | 1 | 0 | 0 | 0.0 | 0 | 0 | 0 | 0 |
| at Ari 12/13 | W | 1/1 | 13 | 123 | 9.5 | 44 | 1 | 0 | 0 | 0.0 | 0 | 0 | 0 | 0 |
| Sea 12/21 | W | 1/1 | 9 | 136 | 15.1 | 42 | 2 | 1 | 1 | 1.0 | 1 | 0 | 1 | 0 |
| at Min 12/26 | W | 1/1 | 10 | 109 | 10.9 | 37 | 0 | 1 | 4 | 4.0 | 4 | 0 | 0 | 0 |
| at Bal | W | 1/1 | 6 | 95 | 15.8 | 24 | 1 | 0 | 0 | 0.0 | 0 | 0 | 0 | 0 |
| SF 1/9/22 | L | 1/1 | 7 | 118 | 16.9 | 46 | 1 | 1 | 18 | 18.0 | 18 | 0 | 0 | 0 |
| Totals | 12-5 | 17/17 | 145 | 1,947 | 13.4 | 59 | 16 | 4 | 10 | 18.0 | 18 | 0 | 0 | 0 |

2021 Postseason

| Game | W/L | P/S | Receiving | | | | Rushing | | | | | | | |
|----------------|------------|------------|-----------|------------|--------------|-----------|----------|----------|----------|------------|----------|----------|----------|----------|
| | | | No. | Yards | Avg. | Long | TD | Att. | Yards | Avg. | Long | TD | | |
| Ari 1/17/22 * | W | 1/1 | 5 | 61 | 12.2 | 29 | 1 | 0 | 0 | 0.0 | 0 | 0 | 0 | 0 |
| at TB 1/23/22^ | W | 1/1 | 9 | 183 | 20.3 | 70 | 1 | 0 | 0 | 0.0 | 0 | 0 | 0 | 0 |
| SF 1/30/22 ~ | W | 1/1 | 11 | 142 | 12.9 | 25 | 2 | 1 | -2 | -2.0 | -2 | 0 | 0 | 0 |
| Cin 2/13/22 + | W | 1/1 | 8 | 92 | 11.5 | 22 | 2 | 1 | 7 | 7.0 | 7 | 0 | 0 | 0 |
| Totals | 4-0 | 4/4 | 33 | 478 | 14.48 | 70 | 6 | 2 | 5 | 2.5 | 7 | 0 | 0 | 0 |

* Denotes NFC Wild Card Game, ^ Denotes NFC Divisional Round, ~ Denotes NFC Championship, + Denotes Super Bowl



2020 Los Angeles Rams

| Game | W/L | P/S | Receiving | | | | Rushing | | | | | | | |
|---------------|-------------|--------------|-----------|------------|-------------|------------|----------|----------|--------------------|------------|-----------|----------|----------|----------|
| | | | No. | Yards | Avg. | Long | TD | Att. | Yards | Avg. | Long | TD | | |
| Dal 9/13 | W | 1/0 | 4 | 40 | 10.0 | 15 | 0 | 0 | 0 | 0.0 | 0 | 0 | 0 | 0 |
| at Phi 9/20 | W | 1/1 | 5 | 81 | 16.2 | 24 | 0 | 2 | 19 | 9.5 | 15 | 0 | 0 | 0 |
| at Buf 9/27 | L | 1/1 | 9 | 107 | 11.9 | 20 | 1 | 0 | 0 | 0.0 | 0 | 0 | 0 | 0 |
| NYG 10/4 | W | 1/1 | 5 | 69 | 13.8 | 55t | 1 | 1 | -2 | -2.0 | -2 | 0 | 0 | 0 |
| at Was 10/11 | W | 1/1 | 5 | 66 | 13.2 | 49 | 0 | 0 | 0 | 0.0 | 0 | 0 | 0 | 0 |
| at SF 10/18 | L | 1/1 | 3 | 11 | 0.0 | 0 | 0 | 0 | 0 | 0.0 | 0 | 0 | 0 | 0 |
| Chi 10/26 | W | 1/1 | 6 | 43 | 7.2 | 13 | 0 | 0 | 0 | 0.0 | 0 | 0 | 0 | 0 |
| at Mia 11/1 | L | 1/1 | 11 | 110 | 10.0 | 22 | 0 | 0 | 0 | 0.0 | 0 | 0 | 0 | 0 |
| Sea 11/15 | W | 1/1 | 5 | 50 | 10.0 | 31 | 0 | 0 | 0 | 0.0 | 0 | 0 | 0 | 0 |
| at TB 11/23 | W | 1/1 | 11 | 145 | 13.2 | 37 | 0 | 0 | 0 | 0.0 | 0 | 0 | 0 | 0 |
| SF 11/29 | L | 1/1 | 2 | 41 | 20.5 | 33 | 0 | 0 | 0 | 0.0 | 0 | 0 | 0 | 0 |
| at Ari 12/6 | W | 1/0 | 8 | 73 | 9.1 | 15 | 0 | 0 | 0 | 0.0 | 0 | 0 | 0 | 0 |
| NE 12/10 | W | 1/0 | 5 | 33 | 6.6 | 20 | 1 | 0 | 0 | 0.0 | 0 | 0 | 0 | 0 |
| NYJ 12/20 | L | 1/1 | 5 | 39 | 7.8 | 16 | 0 | 0 | 0 | 0.0 | 0 | 0 | 0 | 0 |
| at Sea 12/27 | L | 1/1 | 8 | 66 | 8.3 | 12 | 0 | 0 | 0 | 0.0 | 0 | 0 | 0 | 0 |
| Ari 1/3/21 | W | | | | | | | | Placed on COVID/IR | | | | | |
| Totals | 10-6 | 15/12 | 92 | 974 | 10.6 | 55t | 3 | 4 | 33 | 8.3 | 15 | 0 | 0 | 0 |

2020 Postseason

| Game | W/L | P/S | Receiving | | | | Rushing | | | | | | | |
|----------------|------------|------------|-----------|-----------|-------------|-----------|----------|----------|----------|------------|----------|----------|----------|----------|
| | | | No. | Yards | Avg. | Long | TD | Att. | Yards | Avg. | Long | TD | | |
| at Sea 1/9/21* | W | 1/1 | 4 | 78 | 19.5 | 44 | 0 | 0 | 0 | 0.0 | 0 | 0 | 0 | 0 |
| at GB 1/16/21^ | L | 0/0 | | | | | | | Inactive | | | | | |
| Totals | 1-1 | 1/1 | 4 | 78 | 19.5 | 44 | 0 | 0 | 0 | 0.0 | 0 | 0 | 0 | 0 |

* Denotes NFC Wild Card Round, ^ Denotes NFC Divisional Round




2018 Los Angeles Rams

| Game | W/L | P/S | Receiving | | | | | Rushing | | | | | | |
|-----------------|-----|-----|-------------|------------|-----------|------------|-------------|-----------|----------|----------|-----------|------------|-----------|----------|
| | | | No. | Yards | Avg. | Long | TD | Att. | Yards | Avg. | Long | TD | | |
| at Oak 9/10 | W | 1/1 | 5 | 52 | 10.4 | 12 | 1 | 2 | 10 | 8.0 | 12 | 0 | 0 | |
| Ari 9/16 | W | 1/1 | 6 | 63 | 10.5 | 29 | 0 | 0 | 0 | 0.0 | 0 | 0 | 0 | |
| LAC 9/23 | W | 1/1 | 4 | 71 | 17.8 | 53 | 1 | 1 | -3 | -3.0 | -3 | 0 | 0 | |
| Min 9/27 | W | 1/1 | 9 | 162 | 18.0 | 70 | 2 | 0 | 0 | 0.0 | 0 | 0 | 0 | |
| at Sea 10/7 | W | 1/1 | 6 | 90 | 15.0 | 27 | 1 | 0 | 0 | 0.0 | 0 | 0 | 0 | |
| at Den 10/14 | W | 1/1 | 0 | 0 | 0.0 | 0 | 0 | 1 | 12 | 12.0 | 12 | 0 | 0 | |
| at SF 10/21 | W | | | | | | | | | | | | | |
| GB 10/28 | W | | | | | | | | | | | | | |
| at NO 11/4 | L | 1/1 | 5 | 89 | 17.8 | 41 | 1 | 0 | 0 | 0.0 | 0 | 0 | 0 | |
| Sea 11/11 | W | 1/1 | 5 | 39 | 7.8 | 25 | 0 | 0 | 0 | 0.0 | 0 | 0 | 0 | |
| KC 11/19 | W | | | | | | | | | | | | | |
| at Det 12/2 | W | | | | | | | | | | | | | |
| at Chi Phi 12/9 | L | | | | | | | | | | | | | |
| Phi 12/16 | L | | | | | | | | | | | | | |
| at Ari 12/23 | W | | | | | | | | | | | | | |
| SF 12/30 | W | | | | | | | | | | | | | |
| Totals | | | 13-3 | 8/8 | 40 | 566 | 14.2 | 70 | 6 | 4 | 25 | 6.3 | 12 | 0 |

2018 Postseason

| Game | W/L | P/S | Receiving | | | | | Rushing | | | | | | |
|--------------------------|-----|-----|------------|------------|----------|----------|------------|----------|----------|----------|----------|------------|----------|----------|
| | | | No. | Yards | Avg. | Long | TD | Att. | Yards | Avg. | Long | TD | | |
| Dal 1/12/19 [^] | W | | | | | | | | | | | | | |
| at NO 1/20/19~ | W | | | | | | | | | | | | | |
| NE 2/3/19+ | L | | | | | | | | | | | | | |
| Totals | | | 2-1 | 0/0 | 0 | 0 | 0.0 | 0 | 0 | 0 | 0 | 0.0 | 0 | 0 |

[^] Denotes NFC Divisional Round, ~ Denotes NFC Championship, + Denotes Super Bowl



2017 Los Angeles Rams

| Game | W/L | P/S | Receiving | | | | | Rushing | | | | | | |
|---------------|-----|-----|-------------|-------------|-----------|------------|-------------|-----------|----------|----------|----------|------------|----------|----------|
| | | | No. | Yards | Avg. | Long | TD | Att. | Yards | Avg. | Long | TD | | |
| Ind 9/10 | W | 1/0 | 4 | 76 | 19.0 | 28 | 1 | 0 | 0 | 0.0 | 0 | 0 | 0 | |
| Was 9/17 | L | 1/0 | 3 | 33 | 11.0 | 17 | 0 | 0 | 0 | 0.0 | 0 | 0 | 0 | |
| at SF 9/21 | W | 1/0 | 2 | 17 | 17.0 | 13 | 0 | 0 | 0 | 0.0 | 0 | 0 | 0 | |
| at Dal 10/1 | W | 1/0 | 5 | 60 | 12.0 | 24 | 1 | 0 | 0 | 0.0 | 0 | 0 | 0 | |
| Sea 10/8 | L | 1/0 | 3 | 44 | 14.7 | 19 | 0 | 0 | 0 | 0.0 | 0 | 0 | 0 | |
| at Jax 10/15 | W | 1/0 | 2 | 35 | 17.5 | 22 | 0 | 0 | 0 | 0.0 | 0 | 0 | 0 | |
| Ari 10/22 | W | 1/0 | 4 | 51 | 12.8 | 18 | 1 | 0 | 0 | 0.0 | 0 | 0 | 0 | |
| at NYG 11/5 | W | 1/1 | 3 | 54 | 18.0 | 35 | 0 | 0 | 0 | 0.0 | 0 | 0 | 0 | |
| Hou 11/12 | W | 1/0 | 6 | 47 | 7.8 | 19 | 0 | 0 | 0 | 0.0 | 0 | 0 | 0 | |
| at Min 11/19 | L | 1/1 | 6 | 64 | 10.7 | 23 | 0 | 0 | 0 | 0.0 | 0 | 0 | 0 | |
| NO 11/26 | W | 1/0 | 8 | 116 | 14.5 | 53 | 0 | 0 | 0 | 0.0 | 0 | 0 | 0 | |
| at Ari 12/3 | W | 1/1 | 5 | 68 | 13.6 | 25 | 0 | 0 | 0 | 0.0 | 0 | 0 | 0 | |
| Phi 12/10 | L | 1/1 | 5 | 118 | 23.6 | 64 | 1 | 0 | 0 | 0.0 | 0 | 0 | 0 | |
| at Sea 12/17 | W | 1/1 | 2 | 21 | 10.5 | 15 | 0 | 0 | 0 | 0.0 | 0 | 0 | 0 | |
| at Ten 12/24 | W | 1/1 | 4 | 65 | 16.3 | 34 | 1 | 0 | 0 | 0.0 | 0 | 0 | 0 | |
| SF 12/31 | L | | | | | | | | | | | | | |
| Totals | | | 11-5 | 15/6 | 62 | 869 | 14.0 | 64 | 5 | 0 | 0 | 0.0 | 0 | 0 |

2017 Postseason

| | | | | | | | | | | | | | | |
|---------------|---|-----|------------|------------|----------|-----------|------------|-----------|----------|----------|----------|------------|----------|----------|
| Ati 1/6/18 | L | 1/0 | 8 | 69 | 8.6 | 15 | 1 | 0 | 0 | 0.0 | 0 | 0 | 0 | |
| Totals | | | 0-1 | 1/0 | 8 | 69 | 8.6 | 15 | 1 | 0 | 0 | 0.0 | 0 | 0 |

2019 Los Angeles Rams

| Game | W/L | P/S | Receiving | | | | | Rushing | | | | | | |
|---------------|-----|-----|------------|--------------|-----------|--------------|-------------|-----------|-----------|----------|----------|------------|----------|----------|
| | | | No. | Yards | Avg. | Long | TD | Att. | Yards | Avg. | Long | TD | | |
| at Car 9/8 | W | 1/1 | 7 | 46 | 6.6 | 10 | 0 | 0 | 0 | 0.0 | 0 | 0 | 0 | |
| NO 9/15 | W | 1/1 | 5 | 120 | 24.0 | 66 | 0 | 1 | 6 | 6.0 | 6 | 0 | 0 | |
| at Cle 9/22 | W | 1/1 | 11 | 101 | 9.3 | 22 | 2 | 0 | 0 | 0.0 | 0 | 0 | 0 | |
| TB 9/29 | L | 1/1 | 9 | 121 | 13.4 | 29 | 1 | 1 | -2 | -2.0 | -2 | 0 | 0 | |
| at Sea 10/3 | L | 1/0 | 9 | 117 | 13.0 | 26 | 1 | 0 | 0 | 0.0 | 0 | 0 | 0 | |
| SF 10/13 | L | 1/1 | 4 | 17 | 4.3 | 6 | 0 | 0 | 0 | 0.0 | 0 | 0 | 0 | |
| at Atl 10/20 | W | 1/1 | 6 | 50 | 8.3 | 17 | 0 | 0 | 0 | 0.0 | 0 | 0 | 0 | |
| Cin 10/27 | W | 1/1 | 7 | 220 | 31.4 | 65 | 1 | 0 | 0 | 0.0 | 0 | 0 | 0 | |
| at Pit 11/10 | L | 1/1 | 0 | 0 | 0.0 | 0 | 0 | 0 | 0 | 0.0 | 0 | 0 | 0 | |
| Chi 11/17 | W | 1/1 | 3 | 53 | 17.7 | 50 | 0 | 0 | 0 | 0.0 | 0 | 0 | 0 | |
| Bal 11/25 | L | 1/1 | 6 | 35 | 5.8 | 9 | 0 | 0 | 0 | 0.0 | 0 | 0 | 0 | |
| at Ari 12/1 | W | 1/1 | 6 | 65 | 10.8 | 27 | 1 | 0 | 0 | 0.0 | 0 | 0 | 0 | |
| Sea 12/8 | W | 1/0 | 4 | 45 | 11.3 | 21 | 1 | 0 | 0 | 0.0 | 0 | 0 | 0 | |
| at Dal 12/15 | L | 1/1 | 6 | 41 | 6.8 | 11 | 1 | 0 | 0 | 0.0 | 0 | 0 | 0 | |
| SF TBD | L | 1/1 | 4 | 31 | 7.8 | 22 | 1 | 0 | 0 | 0.0 | 0 | 0 | 0 | |
| Ari 12/29 | W | 1/1 | 7 | 99 | 14.1 | 24 | 1 | 0 | 0 | 0.0 | 0 | 0 | 0 | |
| Totals | | | 9-7 | 16/14 | 94 | 1,161 | 12.4 | 66 | 10 | 2 | 4 | 2.0 | 6 | 0 |





81 JJ Laap



Wide Receiver • Cortland • Stony Brook, NY

Ht./Wt.: 6-1/177

NFL Exp.: R (1st Rams)

GP/GS, (Playoffs): 0/0, (0/0)

Birth Date: 1/28/2001

Acquired: UDFA-'24

Transactions: Signed with the Los Angeles Rams as an undrafted free agent (4/28/24).

College: During his time at Cortland, Laap appeared in 31 games and recorded 167 receptions for 3,125 yards and 32 touchdowns. During his final season in 2023, he earned First-Team All-Empire 8 honors. Laap started all 11 games and led the team with 41 receptions for a team-high 907 yards and six touchdowns. He averaged a team-best 22.1 yards per reception and broke the Empire 8 and Cortland single-game record with 312 receiving yards. Laap was honored at the 2024 C-Club Athletic Awards Ceremony following his 2023 campaign. As a junior, Laap started all 12 games and led the team with 48 receptions for 861 yards. He also finished with a team-best 11 touchdowns and earned First-Team All-Empire 8 honors. In 2020, the Red Dragons season ended due to COVID. As a freshman, Laap saw the field eight games and caught eight passes for 66 yards, including one touchdown.



Personal: Laap is a 2018 graduate from Ward Melville High School in East Setauket, New York. He earned First-Team All-Long Island and Second-Team honors. Laap was a top defensive back in Suffolk County and the runner up for the Hansen Award as the best player in the country. He led Long Island in touchdown receptions and Suffolk County in receiving yards. Laap played one year of lacrosse his father is the former quarterback at the University of Albany.



JJ Laap, Collegiate Statistics



| Year | Team | GP | REC | Receiving | | | | Att. | Rushing | | | TD |
|---------------|----------|-----------|------------|--------------|-------------|-----------|-----------|----------|----------|------------|----------|----------|
| | | | | Yards | Avg. | Long | TD | | Yards | Avg. | Long | |
| 2019 | Cortland | 6 | 8 | 66 | 8.3 | 17 | 1 | 0 | 0 | 0.0 | 0 | 0 |
| 2020 | Cortland | - | - | - | - | - | - | - | - | - | - | - |
| 2021 | Cortland | 12 | 48 | 861 | 71.8 | 58 | 11 | 0 | 0 | 0.0 | 0 | 0 |
| 2022 | Cortland | 11 | 41 | 907 | 82.5 | 90 | 6 | 0 | 0 | 0.0 | 0 | 0 |
| 2023 | Cortland | 15 | 70 | 1291 | 86.1 | 89 | 14 | 0 | 0 | 0.0 | 0 | 0 |
| Totals | | 46 | 167 | 3,125 | 67.9 | 90 | 32 | 0 | 0 | 0.0 | 0 | 0 |



37 Quentin Lake



Defensive Back • UCLA • Santa Ana, CA

Ht./Wt.: 6-0/201
 NFL Exp.: 3 (3rd Rams)
 GP/GS, (Playoffs): 23/4 (1/1)
 Birth Date: 1/29/1999
 Acquired: D6-'22 (No. 211 Overall)

Transactions: Activated from PUP list (11/12/22)...Placed on reserve/physically unable to perform (8/30/22)...Selected by the Los Angeles Rams in the sixth round (211th overall) of the 2022 NFL Draft (4/30/22).

NFL Career:

- Has appeared in 23 regular season games (four starts) and recorded 61 tackles (48 solo), seven passes defended, six pass breakups, 1.0 sack, one fumble recovery, three pressures, two tackles for loss, one quarterback hit and two hurries.
- Recorded his first career start in Week 9 against Green Bay in 2023.
- Tallied his first fumble recovery in Week 6 against Arizona in 2023.
- Made his NFL debut in Week 10 of the 2022 season against the Cardinals following a knee injury suffered in the offseason.
- Recorded a career-high seven tackles (five solo) in Week 18 against the Seahawks during the 2022 season.
- Played 138 special teams snaps in 2022 and recorded two tackles (all solo).

College: In his second season at UCLA in 2018, Lake was selected as Second-Team Academic All-Pac-12. He was also named to the National Football Foundation's Hampshire Honor Society for his outstanding achievements on and off the field and received the Athletic Director Honor Roll acclaim all five years at UCLA. In his senior season in 2021, Lake led his team in passes defended (21 total) and received First-Team All-Pac-12 honors by Phil Steele and Second-Team All-Pac-12 honors.



Personal: Lake was born in Pittsburgh, Pennsylvania. His mother and father, Carnell and Monica Lake, both attended UCLA. His father played linebacker for the Bruins and was inducted to the UCLA Athletics Hall of Fame in 2000 and played for the Pittsburgh Steelers. Quentin has two siblings: one younger brother, Austin, and one older sister, Siena. During his time at Mater Dei High School, Quentin was listed as a three-star prospect by *Scout.com* and *Rivals.com*. He was named All-CIF Division I and was credited with 28 tackles, two interceptions, and nine pass breakups as a senior. He majored in sociology.



Quentin Lake, NFL Statistics



| Year | Team | G/S | Regular Season | | | | Interceptions | | | | Fumbles | | | | |
|---------------|------------------|-------------|----------------|-----------|-----------|------------|---------------|----------|----------|----------|----------|----------|----------|----------|----------|
| | | | Tackles Total | Solo | Asst. | Sacks | Yards | Int. | Yards | Long | TD | PD | FF | FR | Yards |
| 2022 | Los Angeles Rams | 9/0 | 8 | 6 | 2 | 1.0 | 1.0 | 0 | 0 | 0 | 0 | 1 | 0 | 0 | 0 |
| 2023 | Los Angeles Rams | 14/4 | 53 | 42 | 11 | 0.0 | 0.0 | 0 | 0 | 0 | 0 | 6 | 0 | 1 | 0 |
| Totals | | 23/4 | 61 | 48 | 13 | 1.0 | 1.0 | 0 | 0 | 0 | 0 | 7 | 0 | 1 | 0 |



Quentin Lake, Game-By-Game



2023 Los Angeles Rams

| Game | W/L | P/S | T | S | A | Sk | Yds | Int | Yds | Lg | TD | PD | FF | FR | Yds |
|---------------|------------|-------------|-----------|-----------|-----------|------------|------------|----------|----------|----------|----------|----------|----------|----------|----------|
| at Sea 9/10 | W | 1/0 | 1 | 1 | 0 | 0.0 | 0.0 | 0 | 0 | 0 | 0 | 0 | 0 | 0 | 0 |
| SF 9/17 | L | 1/0 | 2 | 2 | 0 | 0.0 | 0.0 | 0 | 0 | 0 | 0 | 0 | 0 | 0 | 0 |
| at Cin 9/25 | L | 1/0 | 1 | 1 | 0 | 0.0 | 0.0 | 0 | 0 | 0 | 0 | 0 | 0 | 0 | 0 |
| at Ind 10/1 | W | 1/0 | 1 | 1 | 0 | 0.0 | 0.0 | 0 | 0 | 0 | 0 | 1 | 0 | 0 | 0 |
| Phi 10/8 | L | 1/0 | 1 | 0 | 1 | 0.0 | 0.0 | 0 | 0 | 0 | 0 | 0 | 0 | 0 | 0 |
| Ari 10/15 | W | 1/0 | 3 | 3 | 0 | 0.0 | 0.0 | 0 | 0 | 0 | 0 | 0 | 0 | 1 | 0 |
| Pit 10/22 | L | 1/0 | 6 | 1 | 4 | 0.0 | 0.0 | 0 | 0 | 0 | 0 | 0 | 0 | 0 | 0 |
| at Dal 10/29 | L | 1/0 | 4 | 4 | 0 | 0.0 | 0.0 | 0 | 0 | 0 | 0 | 2 | 0 | 0 | 0 |
| at GB 11/5 | L | 1/1 | 6 | 5 | 1 | 0.0 | 0.0 | 0 | 0 | 0 | 0 | 0 | 0 | 0 | 0 |
| Sea 11/19 | W | 1/1 | 8 | 7 | 1 | 0.0 | 0.0 | 0 | 0 | 0 | 0 | 0 | 0 | 0 | 0 |
| at Ari 11/26 | | | | | | Inactive | | | | | | | | | |
| Cle 12/3 | | | | | | Inactive | | | | | | | | | |
| at Bal 12/10 | | | | | | Inactive | | | | | | | | | |
| Was 12/17 | W | 1/1 | 5 | 4 | 1 | 0.0 | 0.0 | 0 | 0 | 0 | 0 | 2 | 0 | 0 | 0 |
| NO 12/21 | W | 1/0 | 7 | 5 | 2 | 0.0 | 0.0 | 0 | 0 | 0 | 0 | 1 | 0 | 0 | 0 |
| at NYG 12/31 | W | 1/1 | 5 | 3 | 2 | 0.0 | 0.0 | 0 | 0 | 0 | 0 | 0 | 0 | 0 | 0 |
| at SF 1/7/24 | W | 1/0 | 3 | 2 | 1 | 0.0 | 0.0 | 0 | 0 | 0 | 0 | 0 | 0 | 0 | 0 |
| Totals | 8-6 | 14/4 | 53 | 42 | 11 | 0.0 | 0.0 | 0 | 0 | 0 | 0 | 6 | 0 | 1 | 0 |

2023 Postseason

| Game | W/L | P/S | T | S | A | Sk | Yds | Int | Yds | Lg | TD | PD | FF | FR | Yds |
|-----------------|------------|------------|----------|----------|----------|------------|------------|----------|----------|----------|----------|----------|----------|----------|----------|
| at Det 1/14/24* | L | 1/1 | 9 | 4 | 5 | 0.0 | 0.0 | 0 | 0 | 0 | 0 | 0 | 0 | 0 | 0 |
| Totals | 0-1 | 1/1 | 9 | 4 | 5 | 0.0 | 0.0 | 0 | 0 | 0 | 0 | 0 | 0 | 0 | 0 |

* Denotes Wild Card Round



2022 Los Angeles Rams

| Game | W/L | P/S | T | S | A | Sk | Yds | Int | Yds | Lg | TD | PD | FF | FR | Yds |
|---------------|-------------|------------|----------|----------|----------|------------|------------|----------|----------|----------|-----------------|----------|----------|----------|----------|
| Buf 9/8 | L | | | | | | | | | | Injured Reserve | | | | |
| Ari 9/19 | W | | | | | | | | | | Injured Reserve | | | | |
| at Ari 9/25 | W | | | | | | | | | | Injured Reserve | | | | |
| at SF 10/3 | L | | | | | | | | | | Injured Reserve | | | | |
| Dal 10/9 | L | | | | | | | | | | Injured Reserve | | | | |
| Car 10/16 | W | | | | | | | | | | Injured Reserve | | | | |
| SF 10/30 | L | | | | | | | | | | Injured Reserve | | | | |
| at TB 11/6 | L | | | | | | | | | | Injured Reserve | | | | |
| vs Ari 11/13 | L | 1/0 | 0 | 0 | 0 | 0.0 | 0.0 | 0 | 0 | 0 | 0 | 0 | 0 | 0 | 0 |
| at NO 11/20 | L | 1/0 | 0 | 0 | 0 | 0.0 | 0.0 | 0 | 0 | 0 | 0 | 0 | 0 | 0 | 0 |
| at KC 11/27 | L | 1/0 | 0 | 0 | 0 | 0.0 | 0.0 | 0 | 0 | 0 | 0 | 0 | 0 | 0 | 0 |
| Sea 12/4 | L | 1/0 | 0 | 0 | 0 | 0.0 | 0.0 | 0 | 0 | 0 | 0 | 0 | 0 | 0 | 0 |
| LV 12/8 | W | 1/0 | 0 | 0 | 0 | 0.0 | 0.0 | 0 | 0 | 0 | 0 | 0 | 0 | 0 | 0 |
| at GB 12/19 | L | 1/0 | 0 | 0 | 0 | 0.0 | 0.0 | 0 | 0 | 0 | 0 | 0 | 0 | 0 | 0 |
| Den 12/25 | W | 1/0 | 1 | 1 | 0 | 0.0 | 0.0 | 0 | 0 | 0 | 0 | 0 | 0 | 0 | 0 |
| at LAC 1/1/23 | L | 1/0 | 0 | 0 | 0 | 0.0 | 0.0 | 0 | 0 | 0 | 0 | 0 | 0 | 0 | 0 |
| at Sea 1/8/23 | L | 1/0 | 7 | 5 | 2 | 1.0 | 1.0 | 0 | 0 | 0 | 0 | 1 | 0 | 0 | 0 |
| Totals | 5-12 | 9/0 | 8 | 6 | 2 | 1.0 | 1.0 | 0 | 0 | 0 | 0 | 1 | 0 | 0 | 0 |



Quentin Lake, Collegiate Statistics



Regular Season

| Year | College | G/S | Tackles | | | Sacks | Yards | Int. | Interceptions | | | PD | Fumbles | | |
|---------------|---------|--------------|------------|------------|-----------|------------|------------|----------|---------------|-------------|----------|-----------|----------|----------|----------|
| | | | Total | Solo | Asst. | | | | Yards | Long | TD | | FF | FR | Yards |
| 2017 | UCLA | 8/0 | 8 | 7 | 1 | 0.0 | 0.0 | 0 | 0.0 | 0.0 | 0 | 0 | 0 | 0 | 0 |
| 2018 | UCLA | 12/12 | 67 | 51 | 16 | 0.0 | 0.0 | 2 | 12.0 | 12.0 | 0 | 5 | 0 | 1 | 0 |
| 2019 | UCLA | 4/3 | 18 | 9 | 9 | 0.0 | 0.0 | 0 | 0.0 | 0.0 | 0 | 0 | 0 | 0 | 0 |
| 2020 | UCLA | 5/5 | 33 | 22 | 11 | 0.0 | 0.0 | 1 | 0.0 | 0.0 | 0 | 4 | 0 | 1 | 0 |
| 2021 | UCLA | 11/11 | 54 | 40 | 14 | 0.0 | 0.0 | 3 | 23.0 | 15.0 | 0 | 6 | 0 | 0 | 0 |
| Totals | | 40/31 | 180 | 129 | 51 | 0.0 | 0.0 | 6 | 35.0 | 15.0 | 0 | 15 | 0 | 1 | 0 |



33 Cam Lampkin



Defensive Back • Washington State • Mesquite, TX

Ht./Wt.: **5-11/176**
 NFL Exp.: **R (1st Rams)**
 GP/GS, (Playoffs): **0/0**
 Birth Date: **7/31/2001**
 Acquired: **UDFA-'24**

Transactions: Signed with the Los Angeles Rams as an undrafted free agent (5/1/2024).

College: Lampkin played two seasons at Washington State after transferring from Utah State. He appeared in 23 games (12 starts) during his two seasons at WSU and totaled 43 tackles, eight passes defended and 1.5 tackles for loss. In 2023, he set a career-high for passes defended (seven) in a single season and recorded 34 tackles (16 solo) and 1.5 tackles for loss as a senior. Lampkin was the Cougars' Special Teams Player of the Week after a win against Stanford. As a redshirt junior in 2022, he played in 11 games during his first season at Washington State and accumulated nine tackles and one pass defended. At Utah State, Lampkin saw action in 33 games (18 starts) over three years and totaled 72 tackles, 2.5 tackles for loss, 1.0 sack, one interception, and 11 passes defended. As a junior in 2021, he played in 14 games (13 starts) and finished the season with a career-high in tackles (43). Lampkin finished the season tied for a team-high in passes defended (six). During the pandemic-shortened season in 2020, Lampkin appeared in six games (four starts) and recorded 20 tackles, 1.0 sack, two tackles for loss, and two pass breakups. During 2019 as a freshman, he appeared in 13 games for the Aggies and notched 10 tackles, two pass breakups, and one interception.



Personal: A three-star recruit according to *247Sports.com*. He earned Texas 5A-1 Region II First-Team All-District 7 honors as a senior wide receiver at Poteet High School in Mesquite, Texas. Lampkin caught 26 passes for a team-high 608 yards and six touchdowns. He also carried the ball seven times for 249 yards and one touchdown and returned four kickoffs for 162 yards and scored on a career-long 99-yard kickoff return against Lee HS. Lampkin had a season-high seven catches for 162 yards against John Tyler HS and had a career-long 73-yard touchdown reception against Wylie East HS. Defensively, he recorded 17 tackles (13 solo), including one for loss. Lampkin set a season-high in tackles (five) against West McKinney North HS and returned an interception 30 yards for a touchdown against McKinney North HS. He also earned Texas 5A-1 Region II First-Team All-District 7 honors during his junior season after catching 26 passes for 493 yards and three touchdowns and carrying the ball 46 times for 208 yards and three touchdowns. Lampkin also played quarterback in four games, passing for 214 yards with one touchdown and one interception. He played basketball and competed in the hurdles, long jump, and triple jump for the track & field team. His brother, Daiquain Jackson, played football at Tulsa. Lampkin majored in interdisciplinary studies.



Cam Lampkin, Collegiate Statistics



Regular Season

| Year | College | G | Tackles | | | Sacks | Yards | Int. | Interceptions | | | PD | Fumbles | |
|---------------|------------------|-----------|------------|-----------|-----------|------------|------------|----------|---------------|------------|----------|-----------|----------|----------|
| | | | Total | Solo | Asst. | | | | Yards | Long | TD | | FF | FR |
| 2019 | Utah State | 13 | 10 | 9 | 1 | 0.0 | 0.0 | 1 | 0.0 | 0.0 | 0 | 3 | 0 | 0 |
| 2020 | Utah State | 6 | 19 | 13 | 6 | 1.0 | 8.0 | 0 | 0.0 | 0.0 | 0 | 2 | 0 | 0 |
| 2021 | Utah State | 14 | 43 | 22 | 21 | 0.0 | 0.0 | 0 | 0.0 | 0.0 | 0 | 6 | 0 | 0 |
| 2022 | Washington State | 11 | 9 | 5 | 4 | 0.0 | 0.0 | 0 | 0.0 | 0.0 | 0 | 1 | 0 | 0 |
| 2023 | Washington State | 12 | 34 | 16 | 18 | 0.0 | 0.0 | 0 | 0.0 | 0.0 | 0 | 7 | 1 | 0 |
| Totals | | 56 | 115 | 65 | 50 | 1.0 | 8.0 | 1 | 0.0 | 0.0 | 0 | 19 | 1 | 0 |



62 Blake Larson



Offensive Lineman • Augustana • Brandon, SD

Ht./Wt.: 6-7/306

NFL Exp.: R (1st Rams)

GP/GS, (Playoffs): 0/0, (0/0)

Birth Date: 3/26/2000

Acquired: UDFA-'24

Transactions: Signed with the Los Angeles Rams as an undrafted free agent (5/2/24).

College: During his time at Augustana University, Larson appeared in 33 games. In his final campaign in 2023, Larson earned an Don Hansen All-American team honorable mention and was named D2CCA All-Super Region 4 Second-Team and First-Team All-NSIC. He started all 11 games on the offensive line and was regarded as one of the nation's best at the position. In his junior year, Larson appeared in 12 games and helped guide his team to an NSIC Championship. He was a member of an offensive line that did not allow a sack until the seventh game of the season. Larson earned First-Team All-NSIC and First-Team All-Region that season. In 2020, the Vikings season was canceled due to COVID and he saw action in 10 games and started in the season opener in 2019. Larson sat out as a redshirt for his freshman campaign.



Personal: Larson is a 2017 graduate from Brandon Valley High School in Brandon, South Dakota and ranked No. four in the state. He earned All-Conference and Academic All-State honors as a senior. Larson was a three-year letterwinner and a two-year starter. He majored in business administration.





93 Tuli Letuligasenoa



Defensive Lineman • Washington • Concord, CA

Ht./Wt.: **6-1/287**
 NFL Exp.: **R (1st with Rams)**
 GP/GS, (Playoffs): **0/0, (0/0)**
 Birth Date: **6/9/1999**
 Acquired: **UDFA-'24**

Transactions: Signed with the Los Angeles Rams as an undrafted free agent (5/2/2024).

College: Tuli played collegiately at Washington, where he appeared in 53 games and recorded 113 tackles (62 solo), 2.0 sacks, 17.5 tackles for loss, one interception and nine passes defended. In 2023, Tuli played in 12 games (10 starts) and won the Rising Defensive Power Player of the Year award for the third year in a row at the team's postseason banquet. He played in all 13 games (12 starts) the season prior and set a career-mark with four passes defended. Tuli earned All-Pac-12 Honorable mention in 2021 after notching career-highs in tackles (36) and tackles for loss (6.5) that season. He played in two of four games played during a season shortened in 2020. Tuli played in 12 of 13 games in 2019 and missed the Las Vegas Bowl due to injury. He appeared in two games as a true freshman in 2018 and made his Husky debut in a win over North Dakota. Tuli played in the Under Armor All-American game and the Polynesian Bowl following his senior year at Washington.



Personal: Tuli was named to the *Bay Area New Group's* All-Area First-Team in back-to-back seasons, despite missing the early portion of the season due to injury as a senior in 2017. He also was named to the *San Francisco Chronicle's* All-Metro Second-Team after guiding De La Salle to an 11-2 record, the CIF North Coast Section championship, and a berth in the California state open division championship game. Tuli earned San Francisco All-Metro First-Team as a junior and the Spartans went 11-2, won the North Coast Section title, and played in the states open division final in 2016. De La Salle lost only one game when Tuli was a sophomore, winning the last 13 in a row. They won the NCS title and the state championship game.



Tuli Letuligasenoa, College Statistics



| Year | Team | G/S | Regular Season | | | | | Interceptions | | | | | Fumbles | | | |
|---------------|------------|--------------|----------------|-----------|-----------|------------|-------------|---------------|----------|----------|----------|----------|----------|----------|----------|----------|
| | | | Tackles Total | Solo | Asst. | Sacks | TFLs | Int. | Yards | Long | TD | PD | FF | FR | Yards | |
| 2018 | Washington | 2/0 | 0 | 0 | 0 | 0.0 | 0.0 | 0 | 0 | 0 | 0 | 0 | 0 | 0 | 0 | 0 |
| 2019 | Washington | 12/0 | 23 | 12 | 11 | 1.0 | 2.0 | 0 | 0 | 0 | 0 | 0 | 0 | 0 | 0 | 0 |
| 2020 | Washington | 2/1 | 5 | 4 | 1 | 0.0 | 1.0 | 0 | 0 | 0 | 0 | 0 | 0 | 0 | 0 | 0 |
| 2021 | Washington | 12/11 | 36 | 18 | 18 | 1.0 | 6.5 | 1 | 0 | 0 | 0 | 3 | 0 | 0 | 0 | 0 |
| 2022 | Washington | 13/12 | 30 | 19 | 11 | 0.0 | 4.5 | 0 | 0 | 0 | 0 | 4 | 0 | 0 | 0 | 0 |
| 2023 | Washington | 12/10 | 19 | 9 | 10 | 0.0 | 3.5 | 0 | 0 | 0 | 0 | 2 | 0 | 0 | 0 | 0 |
| Totals | | 53/34 | 113 | 62 | 51 | 2.0 | 17.5 | 1 | 0 | 0 | 0 | 9 | 0 | 0 | 0 | 0 |



66 KT Leveston



Offensive Lineman • Kansas State • Waco, TX

Ht./Wt.: **6-5/330**
 NFL Exp.: **1 (1st Rams)**
 GP/GS, (Playoffs): **0/0 (0/0)**
 Birth Date: **10/28/1999**
 Acquired: **D7-'24 (No. 254 Overall)**

Transactions: Selected by the Rams in the seventh round (254th overall) of the 2024 NFL Draft (4/27/24).

College: Leveston saw action in 51 career games (32 starts) including a streak of 27 starts to close out his collegiate career. He was flagged for one in-play penalty over his final two seasons and in a span of 1,842 offensive snaps. Leveston started all 13 games and earned All-Big 12 honorable mention accolades for the second-straight season in 2023. He helped the Wildcats rank in the top 10 in school history for numerous statistical categories, including passing touchdowns, offensive yards per game, first downs and total yards. Kansas State also finished the season in the top 30 nationally in 11 offensive categories in 2023 including scoring, rushing yards per game, third down conversions, rushing touchdowns and first downs. Leveston was a 14-game starter in 2022 and earned All-Big 12 Honorable Mention accolades. That season, he helped the offensive unit rank 15th nationally with 208.3 rushing yards per game, which was the program's best national ranking since 2003 and the best mark since 2016. Leveston also helped Kansas State finish third in school history in rushing yards per carry, fourth in total rushing yards, and 10th in rushing touchdowns. That season, the Wildcats also finished second in school history in total offensive yards and ninth in offensive yards per play. In 2021, Leveston saw action in 10 games as a reserve offensive lineman, splitting time between both guard spots and at left tackle. He helped Kansas State tie for second in the Big 12 with 29 rushing touchdowns, while the program's 4.83 yards per rush ranked sixth in school history. Leveston saw action in 10 games during the 2020 season and started five contests, which were the first starts of his college career. He was part of an offensive line that helped the program tie for first in the Big 12 and 27th nationally in sacks allowed, and the Wildcats led the Big 12 and ranked fourth in the nation in red zone offense. In 2019, he saw action in four games as a reserve offensive lineman and he redshirted in 2018.

Personal: Leveston was rated as the 59th-best offensive tackle nationally in the class of 2018, according to 247Sports. He earned First-Team All-District 8-6A honors as a senior in 2017, while he was named to the Second-Team as a junior. He helped lead the Panthers to the 2017 Class 6A D2 state championship game. Leveston earned his undergraduate degree in human development and family studies and is currently working on his Master's in Academic Advising.



Leveston's Career College Games/Starts:

| Year | Teams | GP/GS |
|------|--------------|-------|
| 2019 | Kansas State | 4/0 |
| 2020 | Kansas State | 10/5 |
| 2021 | Kansas State | 10/0 |
| 2022 | Kansas State | 14/14 |
| 2023 | Kansas State | 13/13 |

Totals **51/22**
Postseason **0/0**





50 Beau Limmer



Offensive Lineman • Arkansas • Tyler, TX

Ht./Wt.: **6-5/307**
 NFL Exp.: **1 (1st Rams)**
 GP/GS, (Playoffs): **0/0 (0/0)**
 Birth Date: **6/10/2001**
 Acquired: **D6-'24 (No. 217 Overall)**

Transactions: Selected by the Rams in the sixth round (217th overall) of the 2024 NFL Draft (4/27/24).

College: Limmer started 41 games during his collegiate career at Arkansas, including 36 straight starts which tied for the second-longest streak in program history. He started all 12 games in his final season at Arkansas and appeared at center in 11 games and left guard in one game. Limmer moved to center for his senior season after making his first career start at that position in the AutiZone Liberty Bowl to end the 2022 season. In 2023, Limmer was the program's highest-graded offensive lineman, according to *Pro Football Focus*, with an overall grade of 74.5. He recorded the team's best run blocking grade (77.6). Limmer led the team for the second-consecutive season in offensive snaps played with 809. In 2022 as a junior, he was the team's starting right guard in the first 12 games and started at center for one. Limmer earned Third-Team All-America honors (PFF), and Second-Team All-SEC (AP and PFF). He was one of only four offensive linemen to start all 13 games for the Razorbacks on the offensive side of the ball and he tied for the team-lead in offensive snaps played with 98, according to PFF. That season, Limmer helped pave the way for one of the most dynamic offenses in school history, gaining 6,128 total yards, the second-most in school history. The offense also rushed for 3,077 yards that season, the 10th-most in school history. As a redshirt sophomore in 2021, Limmer played in 13 games and started 11 contests. He played an integral role in the team's ground attack that led the SEC and all Power 5 schools in rushing. He logged 795 snaps at right guard throughout the season helped pave the way for four teammates to rush for at least 500 yards, which hadn't been accomplished at Arkansas since 1975. He played in seven games with five starts, all coming at right guard in 2020. Limmer played in four games as a freshman in 2019.

Personal: Limmer was a three-star prospect coming out of high school, according to *Rivals*, *247Sports* and *ESPN*. He was the no.67 offensive tackle in the nation according to *247Sports* and was a two-year varsity letterwinner. Limmer helped Lee High School record 2,346 yards in the ground, 1,159 yards through the air, and 26 total touchdowns on offense during his senior season. He helped propel his school to a six-win campaign in which the offense put up almost 3,000 rushing yards and over 1,500 passing yards as a junior in 2017. Limmer chose to attend Arkansas over schools such as Missouri, Oklahoma State, Baylor, Northwestern and others.



Limmer's Career College Games/Starts:

| Year | Teams | GP/GS |
|------|----------|-------|
| 2019 | Arkansas | 4/0 |
| 2020 | Arkansas | 7/5 |
| 2021 | Arkansas | 13/11 |
| 2022 | Arkansas | 13/13 |
| 2023 | Arkansas | 12/12 |

Totals **49/41**
Postseason **0/0**





58 Alec Lindstrom



Offensive Lineman • Boston College • Dudley, MA

Ht./Wt.: **6-3/300**

NFL Exp.: **1 (2nd Rams)**

GP/GS, (Playoffs): **0/0, (0/0)**

Birth Date: **7/7/1998**

Acquired: **UDFA-'24**

Transactions: Signed with the Los Angeles Rams as a free agent (8/6/24)... Waived by Dallas Cowboys (8/29/23)... Signed by the Cowboys (1/23/23)... Removed from Cowboys practice squad (11/16/22)... Signed to Cowboys practice squad (9/19/22)... Activated to the Cowboys 53-man roster (9/17/22)... Signed to the Cowboys practice squad (8/31/22)... Waived by Cowboys (8/30/22)... Signed with Cowboys as an undrafted free agent (5/13/22).

College: During his time at Boston College, Lindstrom started in 36 of 47 games. As a senior, he started all 11 games. Lindstrom was named All-ACC First-Team selection and was on the pre-season watch list for the Lombardi Award, Rimington Trophy and Outland Trophy. In 2020, he earned All-ACC First-Team honors and was on the Rimington Award watch list. As a sophomore, Lindstrom started all 13 games and was an All-ACC Third-Team selection. In 2018 as a redshirt freshman, he played in 11 games and started one, playing mostly on special teams. Lindstrom was a medical redshirt as a true freshman in 2017.



Personal: Lindstrom is a 2016 graduate from Shepherd Hill Regional High School in Dudley, Massachusetts. He was a USA Today All-Massachusetts First-Team all-state selection on the offensive line as a senior. His father was a Hall of Fame lineman at Boston University and spent three seasons in the NFL. His brother was a first round pick and currently plays for Atlanta Falcons.





84 Hunter Long



Tight End • Boston College • Exeter, NH

Ht./Wt.: 6-5/253
 NFL Exp.: 4 (2nd Rams)
 GP/GS, (Playoffs): 20/3 (1/0)
 Birth Date: 8/19/1998
 Acquired: Trade (MIA)-'23

Transactions: Placed on Los Angeles Rams injured reserve list (12/12/23)...Placed on Rams injured reserve list (9/9/23)...Traded to the Rams (3/12/23)...Selected by the Miami Dolphins in the third round (81st overall) of the 2021 NFL Draft.

NFL Career:

- Has played in 20 career games (three starts).
- Recorded one reception for eight yards his rookie season.
- Had one solo special teams tackle during the 2022 season.
- Made his first start in his NFL debut in Week 1 of the 2021 season against the Patriots while with the Dolphins.



College: The three-year letterman played in 36 games (14 starts). Long recorded 89 receptions for 1,297 yards and nine touchdowns. During his junior season (2020), he was named Second-Team All American and First-Team All-ACC. Long started all 11 games with 57 receptions for 685 yards and five touchdowns (2020). His 57 receptions marked second-most in school history. He led all FBS tight ends during the 2020 season. In his sophomore season, he played in all 13 games, had 28 catches for 509 yards and two touchdowns, and was named Third-Team All-ACC. After redshirting in 2017, Long played in all 12 games during the 2018 season. He recorded four catches for 103 yards (25.8 yards per reception) and two touchdowns. He made his college debut against UMass on September 1, 2018 and his first start against Syracuse on November 2, 2019.



Personal: The son of Stephen and Jean, Hunter Long attended Deerfield Academy following his high school graduation from Exeter High School. Long registered 30 catches for 508 yards and two touchdowns on offense, and also contributed seven sacks as a defensive lineman. Long was rated the No. 4 player in Massachusetts by *Rivals.com*, the No. 49 tight end nationally by *Scout.com*, the *Scout.com* No. 1 tight end in Massachusetts, and the fourth-best tight end prospect in the East by *Scout.com*. He was a *USA Today* all-state Second-Team selection, earned All-SNE Second-Team accolades, and was a two-time all-conference pick. During college he majored in computer science. He has two sisters and was a recipient of the Thomas J. Condon, Jr. Football Scholarship.



Hunter Long, NFL Statistics



| Regular Season | | | | | | | | | | | | |
|----------------|------------------|-------------|----------|-----------|------------|----------|----------|----------|----------|------------|----------|----------|
| Year | Team | G/S | No. | Receiving | | | | Att. | Rushing | | | |
| | | | | Yards | Avg. | Long | TD | | Yards | Avg. | Long | TD |
| 2021 | Miami Dolphins | 7/2 | 1 | 8 | 8.0 | 8 | 0 | 0 | 0 | 0.0 | 0 | 0 |
| 2022 | Miami Dolphins | 9/0 | 0 | 0 | 0.0 | 0 | 0 | 0 | 0 | 0.0 | 0 | 0 |
| 2023 | Los Angeles Rams | 4/1 | 0 | 0 | 0.0 | 0 | 0 | 0 | 0 | 0.0 | 0 | 0 |
| Totals | | 20/3 | 1 | 8 | 8.0 | 8 | 0 | 0 | 0 | 0.0 | 0 | 0 |

| Postseason | | | | | | | | | | | | |
|---------------|----------------|------------|----------|-----------|------------|----------|----------|----------|----------|------------|----------|----------|
| Year | Team | G/S | No. | Receiving | | | | Att. | Rushing | | | |
| | | | | Yards | Avg. | Long | TD | | Yards | Avg. | Long | TD |
| 2022 | Miami Dolphins | 1/0 | 0 | 0 | 0.0 | 0 | 0 | 0 | 0 | 0.0 | 0 | 0 |
| Totals | | 1/0 | 0 | 0 | 0.0 | 0 | 0 | 0 | 0 | 0.0 | 0 | 0 |



Hunter Long, Game-By-Game



2023 Los Angeles Rams

| Game | W/L | P/S | Receiving | | | | Rushing | | | | | | | |
|---------------|------------|------------|-----------|----------|------------|----------|----------|----------|----------|------------|----------|----------|----------|----------|
| | | | No. | Yards | Avg. | Long | TD | Att. | Yards | Avg. | Long | TD | | |
| at Sea 9/10 | | | | | | | | | | | | | | |
| SF 9/17 | | | | | | | | | | | | | | |
| at Cin 9/25 | | | | | | | | | | | | | | |
| at Ind 10/1 | | | | | | | | | | | | | | |
| Phi 10/8 | | | | | | | | | | | | | | |
| Ari 10/15 | | | | | | | | | | | | | | |
| Pit 10/22 | | | | | | | | | | | | | | |
| at Dal 10/29 | | | | | | | | | | | | | | |
| at GB 11/5 | | | | | | | | | | | | | | |
| Sea 11/19 | W | 1/0 | 0 | 0 | 0.0 | 0 | 0 | 0 | 0 | 0.0 | 0 | 0 | 0 | 0 |
| at Ari 11/26 | W | 1/0 | 0 | 0 | 0.0 | 0 | 0 | 0 | 0 | 0.0 | 0 | 0 | 0 | 0 |
| Cle 12/3 | W | 1/0 | 0 | 0 | 0.0 | 0 | 0 | 0 | 0 | 0.0 | 0 | 0 | 0 | 0 |
| at Bal 12/10 | L | 1/1 | 0 | 0 | 0.0 | 0 | 0 | 0 | 0 | 0.0 | 0 | 0 | 0 | 0 |
| Was 12/17 | | | | | | | | | | | | | | |
| NO 12/21 | | | | | | | | | | | | | | |
| at NYG 12/31 | | | | | | | | | | | | | | |
| at SF 1/7/24 | | | | | | | | | | | | | | |
| Totals | 3-1 | 4/1 | 0 | 0 | 0.0 | 0 | 0 | 0 | 0 | 0.0 | 0 | 0 | 0 | 0 |

2023 Postseason

| Game | W/L | P/S | Receiving | | | | Rushing | | | | | | | |
|----------------|-----|-----|-----------|-------|------|------|---------|------|-------|------|------|----|---|---|
| | | | No. | Yards | Avg. | Long | TD | Att. | Yards | Avg. | Long | TD | | |
| at Det 1/14/24 | | | | | | | | | | | | | | |
| Totals | - | - | - | - | - | - | - | - | - | - | - | - | - | - |



2022 Miami Dolphins

| Game | W/L | P/S | Receiving | | | | Rushing | | | | | | | |
|---------------|------------|------------|-----------|----------|------------|----------|----------|----------|----------|------------|----------|----------|----------|----------|
| | | | No. | Yards | Avg. | Long | TD | Att. | Yards | Avg. | Long | TD | | |
| NE 9/11 | W | 1/0 | 0 | 0 | 0.0 | 0 | 0 | 0 | 0 | 0.0 | 0 | 0 | 0 | 0 |
| at Bal 9/18 | W | | | | | | | | | | | | | |
| Buf 9/25 | W | | | | | | | | | | | | | |
| at Cin 9/29 | L | | | | | | | | | | | | | |
| at NYJ 10/9 | L | | | | | | | | | | | | | |
| Min 10/16 | L | 1/0 | 0 | 0 | 0.0 | 0 | 0 | 0 | 0 | 0.0 | 0 | 0 | 0 | 0 |
| Pit 10/23 | W | 1/0 | 0 | 0 | 0.0 | 0 | 0 | 0 | 0 | 0.0 | 0 | 0 | 0 | 0 |
| at Det 10/30 | W | 1/0 | 0 | 0 | 0.0 | 0 | 0 | 0 | 0 | 0.0 | 0 | 0 | 0 | 0 |
| at Chi 11/6 | W | 1/0 | 0 | 0 | 0.0 | 0 | 0 | 0 | 0 | 0.0 | 0 | 0 | 0 | 0 |
| Cle 11/13 | W | | | | | | | | | | | | | |
| Hou 11/27 | W | | | | | | | | | | | | | |
| at SF 12/4 | L | | | | | | | | | | | | | |
| at LAC 12/11 | L | | | | | | | | | | | | | |
| at Buf 12/17 | L | 1/0 | 0 | 0 | 0.0 | 0 | 0 | 0 | 0 | 0.0 | 0 | 0 | 0 | 0 |
| GB 12/15 | L | 1/0 | 0 | 0 | 0.0 | 0 | 0 | 0 | 0 | 0.0 | 0 | 0 | 0 | 0 |
| at NE 1/1/23 | L | 1/0 | 0 | 0 | 0.0 | 0 | 0 | 0 | 0 | 0.0 | 0 | 0 | 0 | 0 |
| NYJ 1/8/23 | W | 1/0 | 0 | 0 | 0.0 | 0 | 0 | 0 | 0 | 0.0 | 0 | 0 | 0 | 0 |
| Totals | 9-8 | 9/0 | 0 | 0 | 0.0 | 0 | 0 | 0 | 0 | 0.0 | 0 | 0 | 0 | 0 |

2022 Postseason

| Game | W/L | P/S | Receiving | | | | Rushing | | | | | | | |
|-----------------|------------|------------|-----------|----------|------------|----------|----------|----------|----------|------------|----------|----------|----------|----------|
| | | | No. | Yards | Avg. | Long | TD | Att. | Yards | Avg. | Long | TD | | |
| at Buf 1/15/23* | L | 1/0 | 0 | 0 | 0.0 | 0 | 0 | 0 | 0 | 0.0 | 0 | 0 | 0 | 0 |
| Totals | 0-1 | 1/0 | 0 | 0 | 0.0 | 0 | 0 | 0 | 0 | 0.0 | 0 | 0 | 0 | 0 |

* Denotes AFC Wild Card Game



2021 Miami Dolphins

| Game | W/L | P/S | Receiving | | | | Rushing | | | | | | | |
|---------------|------------|------------|-----------|----------|------------|----------|----------|----------|----------|------------|----------|----------|----------|----------|
| | | | No. | Yards | Avg. | Long | TD | Att. | Yards | Avg. | Long | TD | | |
| at NE 9/12 | W | 1/1 | 0 | 0 | 0.0 | 0 | 0 | 0 | 0 | 0.0 | 0 | 0 | 0 | 0 |
| Buf 9/19 | L | | | | | | | | | | | | | |
| at LV 9/26 | L | 1/0 | 0 | 0 | 0.0 | 0 | 0 | 0 | 0 | 0.0 | 0 | 0 | 0 | 0 |
| Ind 10/3 | L | | | | | | | | | | | | | |
| at TB 10/10 | L | | | | | | | | | | | | | |
| at Jax 10/17 | L | 1/0 | 0 | 0 | 0.0 | 0 | 0 | 0 | 0 | 0.0 | 0 | 0 | 0 | 0 |
| Atl 10/24 | L | | | | | | | | | | | | | |
| at Buf 10/31 | L | | | | | | | | | | | | | |
| Hou 11/7 | W | | | | | | | | | | | | | |
| Bal 11/11 | W | | | | | | | | | | | | | |
| at NYJ 11/21 | W | | | | | | | | | | | | | |
| Car 11/28 | W | 1/0 | 0 | 0 | 0.0 | 0 | 0 | 0 | 0 | 0.0 | 0 | 0 | 0 | 0 |
| NYG 12/5 | W | 1/1 | 1 | 8 | 8.0 | 8 | 0 | 0 | 0 | 0.0 | 0 | 0 | 0 | 0 |
| NYJ 12/19 | W | 1/0 | | | | | | | | | | | | |
| at NO 12/27 | W | 1/0 | | | | | | | | | | | | |
| at Ten 1/2/22 | L | | | | | | | | | | | | | |
| NE 1/9/22 | W | | | | | | | | | | | | | |
| Totals | 9-8 | 7/2 | 1 | 8 | 8.0 | 8 | 0 | 0 | 0 | 0.0 | 0 | 0 | 0 | 0 |



Hunter Long, Collegiate Statistics



| Year | Team | G/S | No. | Regular Season | | | | Att. | Rushing | | | TD |
|---------------|----------------|--------------|-----------|----------------|-------------|-----------|----------|----------|----------|------------|----------|----------|
| | | | | Receiving | Yards | Avg. | Long | | Yards | Avg. | Long | |
| 2017 | Boston College | 0/0 | | | | | | | | | | |
| 2018 | Boston College | 12/0 | 4 | 103 | 25.8 | 32 | 2 | 0 | 0 | 0.0 | 0 | 0 |
| 2019 | Boston College | 13/3 | 28 | 509 | 18.2 | 72 | 2 | 0 | 0 | 0.0 | 0 | 0 |
| 2020 | Boston College | 11/11 | 57 | 685 | 12.0 | 36 | 5 | 0 | 0 | 0.0 | 0 | 0 |
| Totals | | 26/14 | 89 | 1,297 | 14.6 | 72 | 9 | 0 | 0 | 0.0 | 0 | 0 |



53 Ochaun Mathis



Outside Linebacker • Nebraska • Manor, TX

Ht./Wt.: 6-5/260

NFL Exp.: 2 (2nd Rams)

GP/GS, (Playoffs): 8/0, (0/0)

Birth Date: 1/9/1999

Acquired: D6-'23 (No. 250 Overall)

Transactions: Placed on the Los Angeles Rams injured reserve list (9/1/23)...Selected by the Rams in the sixth round (250th overall) of the 2023 NFL Draft.

NFL Career:


- Has appeared in eight regular season games and recorded two tackles (one solo), four pressures, three hurries, and one QB hit.
- Made his NFL debut in Week 5 of the 2023 season against the Philadelphia Eagles and played 10 defensive snaps.



College: Mathis played his final collegiate season at Nebraska where he appeared in every game with two starts. He finished second on the team with 3.5 sacks and added five tackles for loss to go along with 50 total tackles and two pass breakups. Before transferring to Nebraska, Mathis played in 38 games (34 starts) in four seasons at TCU. He was a Second-Team All-Big 12 selection in 2020 and 2021 and tallied 135 tackles, 30.5 tackles for loss, 15.5 sacks and four pass breakups in his TCU career. In his final season at TCU in 2021, he started all 12 games and notched 45 tackles, 4.0 sacks and seven tackles for loss. He tied for the team lead in sacks, ranked second in tackles for loss, third in pass breakups (three) and fifth in tackles (45). Mathis had a breakout 2020 campaign, starting all 10 games in the pandemic-shortened season. He led the Big 12 and ranked 12th nationally in sacks per game, averaging nearly 1.0 sack per contest. He finished the year with 9.0 sacks, which was the most by a Horned Frog in three seasons. He totaled 46 tackles on the season, with 14 tackles for loss, a forced fumble and a fumble recovery. In 2019, he started all 12 games and finished fifth on the team with 40 tackles, second on the team with nine tackles for loss, and tallied 2.5 sacks. He appeared in four games and registered three tackles and a half tackle for loss in 2018 in a year he redshirted.



Personal: Coming out of high school, Mathis was a three-star prospect and ranked among the top 100 players in the state of Texas. He recorded 75 tackles with 13 tackles for loss and 7.0 sacks as a senior at Manor High School. As a junior, he was a First-Team All-District honoree. He chose to attend TCU over Oklahoma, Texas and Texas Tech. Mathis earned his degree in general studies from TCU and took graduate courses at Nebraska.





Ochaun Mathis, NFL Statistics



| Year | Team | G/S | Tackles | | | Asst. | Sacks | Yards | Interceptions | | | TD | PD | Fumbles | |
|---------------|------------------|------------|----------|----------|--|----------|------------|------------|---------------|----------|----------|----------|----------|----------|----|
| | | | Total | Solo | | | | | Int. | Yards | Long | | | FF | FR |
| 2023 | Los Angeles Rams | 8/0 | 2 | 1 | | 1 | 0.0 | 0 | 0 | 0 | 0 | 0 | 0 | 0 | |
| Totals | | 8/0 | 2 | 1 | | 1 | 0.0 | 0.0 | 0 | 0 | 0 | 0 | 0 | 0 | |



Ochaun Mathis, Game-By-Game



2023 Los Angeles Rams

| Game | W/L | P/S | T | S | A | Sk | Yds | Int | Yds | Lg | TD | PD | FF | FR | Yds |
|---------------|------------|------------|----------|----------|----------|--------------|------------|----------|----------|----------|----------|----------|----------|----------|----------|
| at Sea 9/10 | | | | | | Inactive | | | | | | | | | |
| SF 9/17 | | | | | | Inactive | | | | | | | | | |
| at Cin 9/25 | | | | | | Inactive | | | | | | | | | |
| at Ind 10/1 | | | | | | Inactive | | | | | | | | | |
| Phi 10/8 | L | 1/0 | 0 | 0 | 0 | 0.0 | 0.0 | 0 | 0 | 0 | 0 | 0 | 0 | 0 | 0 |
| Ari 10/15 | W | 1/0 | 0 | 0 | 0 | 0.0 | 0.0 | 0 | 0 | 0 | 0 | 0 | 0 | 0 | 0 |
| Pit 10/22 | L | 1/0 | 0 | 0 | 0 | 0.0 | 0.0 | 0 | 0 | 0 | 0 | 0 | 0 | 0 | 0 |
| at Dal 10/29 | L | 1/0 | 1 | 1 | 0 | 0.0 | 0.0 | 0 | 0 | 0 | 0 | 0 | 0 | 0 | 0 |
| at GB 11/5 | L | 1/0 | 1 | 0 | 1 | 0.0 | 0.0 | 0 | 0 | 0 | 0 | 0 | 0 | 0 | 0 |
| Sea 11/19 | W | 1/0 | 0 | 0 | 0 | 0.0 | 0.0 | 0 | 0 | 0 | 0 | 0 | 0 | 0 | 0 |
| at Ari 11/26 | W | 1/0 | 0 | 0 | 0 | 0.0 | 0.0 | 0 | 0 | 0 | 0 | 0 | 0 | 0 | 0 |
| Cle 12/3 | | | | | | Did Not Play | | | | | | | | | |
| at Bal 12/10 | | | | | | Inactive | | | | | | | | | |
| Was 12/17 | | | | | | Inactive | | | | | | | | | |
| NO 12/21 | | | | | | Inactive | | | | | | | | | |
| at NYG 12/31 | | | | | | Inactive | | | | | | | | | |
| at SF 1/7/24 | W | 1/0 | 0 | 0 | 0 | 0.0 | 0.0 | 0 | 0 | 0 | 0 | 0 | 0 | 0 | 0 |
| Totals | 3-4 | 7/0 | 2 | 1 | 1 | 0.0 | 0.0 | 0 | 0 | 0 | 0 | 0 | 0 | 0 | 0 |

2023 Postseason

| Game | W/L | P/S | T | S | A | Sk | Yds | Int | Yds | Lg | TD | PD | FF | FR | Yds |
|----------------|-----|-----|---|---|---|----------|-----|-----|-----|----|----|----|----|----|-----|
| at Det 1/14/24 | | | | | | Inactive | | | | | | | | | |
| Totals | - | - | - | - | - | - | - | - | - | - | - | - | - | - | - |

* Denotes Wild Card Round



Ochaun Mathis, Collegiate Statistics



| Year | Team | Games | Tackles | | | Asst. | Sacks | Yards | Interceptions | | | TD | PD | Fumbles | |
|---------------|----------|-----------|------------|-----------|--|-----------|-------------|--------------|---------------|----------|----------|----------|----------|----------|----|
| | | | Total | Solo | | | | | Int. | Yards | Long | | | FF | FR |
| 2018 | TCU | 5 | 4 | 1 | | 3 | 0.0 | 0.0 | 0 | 0 | 0 | 0 | 0 | 0 | |
| 2019 | TCU | 12 | 40 | 20 | | 20 | 2.5 | 19.0 | 0 | 0 | 0 | 1 | 0 | 0 | |
| 2020 | TCU | 10 | 46 | 26 | | 20 | 9.0 | 62.0 | 0 | 0 | 0 | 0 | 1 | 1 | |
| 2021 | TCU | 12 | 45 | 30 | | 15 | 4.0 | 28.0 | 0 | 0 | 0 | 3 | 0 | 0 | |
| 2022 | Nebraska | 12 | 48 | 24 | | 24 | 3.5 | - | 0 | 0 | 0 | 2 | 0 | 0 | |
| Totals | | 48 | 181 | 98 | | 83 | 16.0 | 109.0 | 0 | 0 | 0 | 6 | 1 | 1 | |



68 Mike McAllister

Center • Youngstown State • Pittsburgh, PA

Ht./Wt.: 6-2/305

NFL Exp.: 2 (2nd Rams)

GP/GS, (Playoffs): 0/0 (0/0)

Birth Date: 6/12/1999

Acquired: UDFA-'23

Transactions: Signed with the Los Angeles Rams as an undrafted rookie free agent (5/1/23).

College: During his time at Youngstown, McAllister was a three-year starter appearing in 30 games (28 starts) and earned All-Missouri Valley Second-Team honors in 2022. He was named the 2022 recipient of the Jim and Leighton Holmes Scholarship endowment and the Ned Mervos Family Scholarship endowment. During his final campaign in 2022, he was graded as one of YSU's top linemen playing every snap in 7-of-11 games. He played a key role in blocking for running back Jaleel McLaughlin, who was named MVFC's Offensive Player of the Year and First-Team All-American. McAllister finished the 2022 season with 1,588 rushing yards. As a junior in 2021, he moved to starting center for all seven games. During his sophomore campaign in 2020, he appeared in all 12 games as a reserve offensive lineman and a member of special teams. He made his collegiate debut as an offensive lineman against Robert Morris. McAllister was a part of YSU rushing attack that averaged 187.4 per game. During the 2018 season, he made his collegiate debut against Valparaiso. McAllister redshirted as a true freshman during the 2017 season.



Personal: A 2017 graduate of Woodland Hills High School in Churchill, PA., McAllister was a WPIAL Class 5A Allegheny Nine All-Conference pick as a defensive lineman. Since he was 16 years old he served as a volunteer firefighter at the Turtle Creek Fire Department in addition to playing football.





71 Warren McClendon



Tackle • Georgia • Brunswick, GA

Ht./Wt.: 6-4/300

NFL Exp.: 2 (2nd Rams)

GP/GS, (Playoffs): 6/0, (0/0)

Birth Date: 4/11/2001

Acquired: D5-'23 (No.174 Overall)

Transactions: Selected by the Los Angeles Rams in the fifth round (174th overall) of the 2023 NFL Draft.

NFL Career:

- Saw his first regular season action in Week 5 of the 2023 season against the Eagles and played six offensive snaps.
- In his rookie season, he appeared in six games and allowed 1.0 sack, two pressures, one hurry, and zero quarterback hits.



Personal: McClendon was rated a four-star prospect coming out of high school by *247 Sports*, the 235th prospect nationally, the no. 22 offensive tackle nationally and the no.25 player in Georgia following his senior year of high school. As a junior in 2017, he was named to the AJC All-State Class 6A Team, Georgia Writers Association and the Class 6A First-Team Offense and First-Team All-Region 2-6A. He was selected to represent Team Overdrive in Nike's The Opening 2018 Finals and also played basketball. He helped lead his high school team to the Sweet 16 of the 2018 GHSA Class 6A State Tournament and the 2017 GHSA Class 6A State Championship game as a sophomore. McClendon was the recipient of the Joseph S. Espy Football Scholarship, as well as the Doug and Diane Magnus Football Scholarship. He is the nephew of Willie McClendon, who was an All-SEC tailback at UGA from 1976-78. His cousin Bryan McClendon was hired as Pass Game Coordinator and WR coach for the Bulldogs.



College: McClendon started all 14 games at right tackle for the Georgia Bulldogs his senior year in a national championship-winning season in 2022 and earned Coaches' All-SEC First-Team recognition. He was named team captain for four games that season and to the preseason All-SEC First-Team by media. In 2021, he started in all 15 games and played in 86 percent of Georgia's total offensive plays. He was a crucial part in an offensive attack that helped Georgia to a national championship that season. In 2020, McClendon was named to the Football Writers Association of America (FWAA) Freshman All-America Team and started at right tackle in nine of 10 games. He played in 86 percent of Georgia's offensive snaps in the regular season, including every snap in four straight contests. He also started and played the entirety of the Chick-fil-A Peach Bowl win over Cincinnati. He saw action against Murray State, Missouri, Georgia Tech and Baylor games after enrolling at UGA in January.

McClendon's Career Games/Starts:

| Year | Teams | GP/GS |
|---------------|------------------|------------|
| 2023 | Los Angeles Rams | 6/0 |
| Totals | | 6/0 |



41 Cameron McCutcheon



Defensive Corner • Western Carolina • Seneca, SC

Ht./Wt.: **6-1/204**
 NFL Exp.: **2 (2nd Rams)**
 GP/GS, (Playoffs): **0/0**
 Birth Date: **4/3/2000**
 Acquired: **UDFA-'23**

Transactions: Signed with the Los Angeles Rams as an undrafted rookie (5/2/23).

College: During his time at Western Carolina, McCutcheon appeared in 22 games (21 starts) and totaled 79 tackles (48 solo). As a senior in 2022, he was just one of four defenders to start all 11 games at cornerback. McCutcheon recorded 32 total tackles (21 solo) and 2.5 tackles for loss. He was selected to the Third-Team preseason All-Southern Conference team by Phil Steele. During the 2021 season, McCutcheon transferred from Gardner-Webb and appeared in all 11 games (10 starts) in the defensive secondary. He finished fifth on the team with 48 total tackles (27 solo) and two tackles for loss. He made his WCU debut in the season-opener against Eastern Kentucky. During his time at Gardner-Webb, McCutcheon appeared in 25 games with 87 tackles (63 solo) and one interception. During the 2018 season, he had a season-high nine tackles (seven solo) against Kennesaw State.



Personal: A 2018 graduate of Seneca High School in Seneca Sc., McCutcheon earned First-Team All-Region honors as a senior. He was named Second-Team All-Area by the *Anderson Independent-Mail* and honorable mention All-Area honors. He also competed in track and field and ran the 100m and 400m hurdles.



Cameron McCutcheon, Collegiate Statistics



Regular Season

| Year | College | G | Tackles | | | Sacks | Yards | Int. | Interceptions | | | PD | Fumbles | |
|---------------|------------------|-----------|------------|------------|-----------|------------|------------|----------|---------------|------------|----------|-----------|----------|----------|
| | | | Total | Solo | Asst. | | | | Yards | Long | TD | | FF | FR |
| 2018 | Gardner-Webb | 10 | 14 | 11 | 3 | 0.0 | 0.0 | 0 | 0.0 | 0.0 | 0 | 0 | 1 | 0 |
| 2019 | Gardner-Webb | 11 | 54 | 39 | 15 | 0.0 | 0.0 | 0 | 0.0 | 0.0 | 0 | 3 | 0 | 0 |
| 2020 | Gardner-Webb | 4 | 19 | 13 | 6 | - | - | 1 | 0.0 | 0.0 | 0 | 4 | 0 | 0 |
| 2021 | Western Carolina | 11 | 47 | 27 | 20 | 0.0 | 0.0 | 2 | 0.0 | 0.0 | 0 | 4 | 0 | 1 |
| 2022 | Western Carolina | 11 | 32 | 21 | 11 | 0.0 | 0.0 | 0 | 0.0 | 0.0 | 0 | 4 | 1 | 0 |
| Totals | | 47 | 166 | 111 | 55 | 0.0 | 0.0 | 3 | 278.0 | 0.0 | 0 | 15 | 2 | 1 |



64 Conor McDermott



Offensive Lineman • UCLA • Nashville, TN

Ht./Wt.: 6-8/305

NFL Exp.: 8 (1st Rams)

GP/GS, (Playoffs): 55/11, (0/0)

Birth Date: 10/19/1992

Acquired: FA-'24

Transactions: Signed with the Los Angeles Rams as a free agent (8/7/24)... Released by the New England Patriots (4/29/24)... Activated to the Patriots 53-man roster (11/25/23)... Returned to Patriots practice squad (11/13/23)... Activated to Patriots 53-man roster (11/11/23)... Returned to Patriots practice squad (11/6/23)... Activated to Patriots 53-man roster (11/4/23)... Returned to the Patriots practice squad (10/30/23)... Activated to Patriots 53-man roster (10/28/23)... Signed to Patriots practice squad (10/17/23)... Removed from Patriots 53-man roster (9/8/23)... Re-signed two-year extension with Patriots (2/18/23)... Signed with the New England Patriots (11/22/22)... Added to New York Jets practice squad (11/21/22)... Activated to Jets 53-man roster (11/19/22)... Returned to Jets practice squad (11/7/22)... Activated to Jets 53-man roster (11/5/22)... Returned to the Jets practice squad (11/31/22)... Activated to Jets 53-man roster (10/29/22)... Added to Jets practice squad (10/18/22)... Removed from Jets roster (10/17/22)... Signed with New York Jets (9/5/22)... Removed from the New York Jets (8/30/22)... Re-signed with New York Jets (3/14/22)... Acquired via waivers by the Jets (10/4/19)... Cut by the Bills (10/3/19)... Acquired via waivers by the Bills (9/3/17)... Cut Patriots (9/2/17)... Signed with the Patriots (5/5/17).

College: During his final season in 2016 at UCLA, McDermott was a starter in all 12 games at left tackle. He was named to the watch lists for the Outland Trophy, was awarded the Rotary Lombardi Award and was selected Second-Team All-Pac 12 Conference by the league's coaches. As a redshirt junior, McDermott was a starter in all 12 games at tackle. He was selected Second-Team All-Pac 12 Conference by the coaches. In 2014, McDermott started in the last seven games of the season at left tackle. As a redshirt freshman, he saw his first game action as a reserve at offensive tackle. In 2012, McDermott did not see game action and worked on the scout team in practice.



Personal: McDermott is a 2011 graduate from Ensworth High School in Nashville, Tennessee. He was named to the 2010 Tennessee All-Conference team and won the 2010 State High School football championship. McDermott also played basketball for three seasons. During his senior year he was named Tennessee's Mr. Basketball for Division II-AA and was a All-Mid-State First-Team selection by Nashville Tennesseean. McDermott has one brother, Kevin McDermott, who was a former long snapper on the UCLA football team (2008-2012) and former Minnesota Vikings long snapper (2015-2016). His father played basketball for South Dakota State.



McDermott's Career Games/Starts:

| Year | Team | GP/GS |
|---------------|------------------------------------|--------------|
| 2017 | Buffalo Bills | 3/0 |
| 2018 | Buffalo Bills | 5/0 |
| 2019 | New York Jets | 7/2 |
| 2020 | New York Jets | 15/1 |
| 2021 | New York Jets | 6/3 |
| 2022 | New York Jets/New England Patriots | 13/0 |
| 2023 | New England Patriots | 6/5 |
| Totals | | 55/11 |



60 Grant Miller



Offensive Guard • Baylor • Fort Lauderdale, FL

Ht./Wt.: 6-4/312

NFL Exp.: 1 (2nd Rams)

GP/GS, (Playoffs): 0/0, (0/0)

Birth Date: 9/22/1998

Acquired: UDFA-'23

Transactions: Signed to the Los Angeles Rams practice squad (8/30/23)...Waived by the Rams (8/9/23)...Signed with the Rams as an undrafted rookie (5/15/23).

College: During his time at Baylor, Miller earned 2022 First-Team All-Big 12 (*Pro Football Network*), Second-Team All-Big 12 by *AP* and Phil Steele, and was named honorable mention All-Big 12 as well as First-Team Academic All-Big 12. During his senior campaign in 2022, Miller ranked as the fourth-best guard in the Big 12 by *Pro Football Focus* and ranked 60th in the nation. Miller earned 73.2 rating by *PFF*, with a 67.8 mark in pass blocking and a 73.9 mark in run blocking after appearing in 45 games (30 starts). As a redshirt senior in 2021, Miller transferred from Vanderbilt. As a Commodore, Miller appeared in 31 games (16 starts). During the 2020 season, Miller started all nine games at center and he was a part of an offensive line unit that blocked for the 31st ranked nationally in completion percentage (63.8). During the 2019 season, he appeared in 10 games with seven starts. As a redshirt freshman in 2018, Miller provided pass protection for Ken Seals, who set the Vanderbilt freshman record with 1,928 passing yards.



Personal: Son of Kim Miller and Fred Miller and has one brother. Fred was a four-year letterman at Baylor and was a fifth-round pick in the 1996 NFL Draft by the St. Louis Rams. A 2017 graduate of St. Thomas Aquinas in Fort Lauderdale, FL, Miller helped the team win the Florida 7A state title. As a senior, Miller recorded 28 knockdown blocks, 11 pancake blocks, and allowed one sack. He was named 2016 All-State First-Team, *Miami Herald* All-Area, and played in the 2016 All-American game. During his time at Vanderbilt, he studied human and organizational development and received his master's in sport pedagogy at Baylor.





52 Larrell Murchison



Defensive Tackle • North Carolina State • Elizabethtown, NC

Ht./Wt.: 6-2/297

NFL Exp.: 5 (2nd Rams)

GP/GS, (Playoffs): 44/8 (3/0)

Birth Date: 4/24/1997

Acquired: W(TEN)-'22

Transactions: Re-signed by Los Angeles Rams (3/25/24)... Claimed off waivers by Rams (12/12/22)...Waived by the Tennessee Titans (12/10/22)...Signed as free agent by Titans (11/15/22)...Waived by Titans (8/30/22)...Placed on injured reserve (10/1/21)...Selected by the Titans in the fifth round (174th overall) of the 2020 NFL Draft (4/25/20).

NFL Career:

- Has appeared in 44 regular season games (eight starts) and recorded 37 tackles (18 solo), 2.0 sacks, 13 pressures, five tackles for loss, two quarterback hits and 10 hurries.
- Played 242 snaps in 2023 and notched 16 tackles (seven solo), five pressures, one tackle for loss, and five hurries.
- Recorded single-season career-highs in total tackles, solo tackles, hurries, and defensive snaps played during the 2023 season.
- Played 102 defensive snaps and recorded eight tackles (six solo), 2.0 sacks, and five pressures during the 2022 season.
- In his three games with the Rams in 2022, Murchison played 54 snaps and registered six tackles (five solo), 2.0 sacks, and three pressures.
- Played 190 snaps during the 2021 season with the Titans and registered eight tackles (four solo) and three pressures with five starts.
- During his rookie season, Murchison played 130 snaps over 10 games and recorded five tackles (one solo).



College: During a two-year stint as a defensive tackle at North Carolina State, Murchison started in all 25 contests. He finished his Wolfpack career with 85 tackles, 11.0 sacks, 20 tackles for loss, five quarterback hits, an interception, three passes defended and three fumble recoveries. As a senior, he started all 12 games at defensive tackle and registered 51 tackles. Murchison led the Wolfpack with 12 tackles for loss and 7.0 sacks. He was a Second-Team All-ACC choice by the league and honorable mention All-ACC by *Pro Football Focus*. He was also ranked sixth in the ACC in sacks with 0.58 per game - the No. 52 mark in the FBS. As a redshirt junior Murchison, started all 13 games at defensive tackle and posted 34 tackles, 4.0 sacks, eight tackles for loss, an interception, two passes defended and a fumble recovery. His sack mark ranked second on the team and he earned the team's Cary Brewbaker Award for Defensive Lineman of the Year, as well as the Alpha Wolf Rising Award, which is given to the Most Improved Player. Murchison redshirted during the 2017 season at NC State. He started his collegiate career at Louisburg College. As a sophomore, Murchison posted 41 tackles, 17.5 tackles for loss and 5.5 sacks for a Louisburg team that finished with 9-0 record. He was named a NJCAA junior-college honorable mention All-American and was ranked the No. 42 JUCO nationally according to *Scout.com*. As a freshman, Murchison tallied 18 tackles, 1.5 sacks and six tackles for loss.



Personal: Murchison attended East Bladen High School in Elizabethtown, NC and was a three-year starter at fullback and defensive end. As a senior, he rushed for 545 yards with five touchdowns while averaging 7.7 yards per carry. He also recorded 83 total tackles, including 31 solo stops on defense. Murchison was named First-Team all-area at defensive line and Second-Team all-area at fullback. He also played basketball and baseball where he was an outfielder and catcher. Murchison graduated in the summer of 2019 with a degree in sport management from North Carolina State.



Larrell Murchison, NFL Statistics



Regular Season

| Year | Team | GP/GS | Tackles | | | Sacks | Yards | Int. | Interceptions | | | PD | Fumbles | | Yards |
|---------------|------------------|-------------|-----------|-----------|-----------|------------|-------------|----------|---------------|----------|----------|----------|----------|----------|----------|
| | | | Total | Solo | Asst. | | | | Yards | Long | TD | | FF | FR | |
| 2020 | Tennessee Titans | 10/0 | 5 | 1 | 4 | 0.0 | 0.0 | 0 | 0 | 0 | 0 | 0 | 0 | 0 | 0 |
| 2021 | Tennessee Titans | 11/5 | 8 | 4 | 4 | 0.0 | 0.0 | 0 | 0 | 0 | 0 | 0 | 0 | 0 | 0 |
| 2022 | Tennessee Titans | 5/0 | 2 | 1 | 1 | 0.0 | 0.0 | 0 | 0 | 0 | 0 | 0 | 0 | 0 | 0 |
| 2022 | Los Angeles Rams | 3/0 | 6 | 5 | 1 | 2.0 | 18.0 | 0 | 0 | 0 | 0 | 0 | 0 | 0 | 0 |
| 2023 | Los Angeles Rams | 15/3 | 16 | 7 | 9 | 0.0 | 0.0 | 0 | 0 | 0 | 0 | 0 | 0 | 0 | 0 |
| Totals | | 44/8 | 37 | 18 | 19 | 2.0 | 18.0 | 0 | 0 | 0 | 0 | 0 | 0 | 0 | 0 |

Postseason

| Year | Team | GP/GS | Tackles | | | Sacks | Yards | Int. | Interceptions | | | PD | Fumbles | | Yards |
|---------------|------------------|------------|----------|----------|----------|------------|------------|----------|---------------|----------|----------|----------|----------|----------|----------|
| | | | Total | Solo | Asst. | | | | Yards | Long | TD | | FF | FR | |
| 2020 | Tennessee Titans | 1/0 | 1 | 0 | 1 | 0.0 | 0.0 | 0 | 0 | 0 | 0 | 0 | 0 | 0 | 0 |
| 2023 | Los Angeles Rams | 1/0 | 0 | 0 | 0 | 0.0 | 0.0 | 0 | 0 | 0 | 0 | 0 | 0 | 0 | 0 |
| Totals | | 2/0 | 1 | 0 | 1 | 0.0 | 0.0 | 0 | 0 | 0 | 0 | 0 | 0 | 0 | 0 |





Larrell Murchison, Game-By-Game



2023 Los Angeles Rams

| Game | W/L | P/S | T | S | A | Sk | Yds | Int | Yds | Lg | TD | PD | FF | FR | Yds | TD |
|---------------|------------|-------------|-----------|----------|----------|------------|------------|----------|----------|----------|----------|----------|----------|----------|----------|----------|
| at Sea 9/10 | W | 1/0 | 0 | 0 | 0 | 0.0 | 0.0 | 0 | 0 | 0 | 0 | 0 | 0 | 0 | 0 | 0 |
| SF 9/17 | L | 1/1 | 1 | 0 | 1 | 0.0 | 0.0 | 0 | 0 | 0 | 0 | 0 | 0 | 0 | 0 | 0 |
| at Cin 9/25 | L | 1/0 | 1 | 0 | 1 | 0.0 | 0.0 | 0 | 0 | 0 | 0 | 0 | 0 | 0 | 0 | 0 |
| at Ind 10/1 | W | 1/0 | 1 | 0 | 1 | 0.0 | 0.0 | 0 | 0 | 0 | 0 | 0 | 0 | 0 | 0 | 0 |
| Phi 10/8 | L | 1/0 | 2 | 2 | 0 | 0.0 | 0.0 | 0 | 0 | 0 | 0 | 0 | 0 | 0 | 0 | 0 |
| Ari 10/15 | | | | | | Inactive | | | | | | | | | | |
| Pit 10/22 | | | | | | Inactive | | | | | | | | | | |
| at Dal 10/29 | L | 1/0 | 3 | 1 | 2 | 0.0 | 0.0 | 0 | 0 | 0 | 0 | 0 | 0 | 0 | 0 | 0 |
| at GB 11/5 | L | 1/0 | 3 | 1 | 2 | 0.0 | 0.0 | 0 | 0 | 0 | 0 | 0 | 0 | 0 | 0 | 0 |
| Sea 11/19 | W | 1/0 | 0 | 0 | 0 | 0.0 | 0.0 | 0 | 0 | 0 | 0 | 0 | 0 | 0 | 0 | 0 |
| at Ari 11/26 | W | 1/0 | 0 | 0 | 0 | 0.0 | 0.0 | 0 | 0 | 0 | 0 | 0 | 0 | 0 | 0 | 0 |
| Cle 12/3 | W | 1/1 | 1 | 0 | 1 | 0.0 | 0.0 | 0 | 0 | 0 | 0 | 0 | 0 | 0 | 0 | 0 |
| at Bal 12/10 | L | 1/0 | 0 | 0 | 0 | 0.0 | 0.0 | 0 | 0 | 0 | 0 | 0 | 0 | 0 | 0 | 0 |
| Was 12/17 | W | 1/0 | 1 | 0 | 1 | 0.0 | 0.0 | 0 | 0 | 0 | 0 | 0 | 0 | 0 | 0 | 0 |
| NO 12/21 | W | 1/0 | 2 | 2 | 0 | 0.0 | 0.0 | 0 | 0 | 0 | 0 | 0 | 0 | 0 | 0 | 0 |
| at NYG 12/31 | W | 1/0 | 0 | 0 | 0 | 0.0 | 0.0 | 0 | 0 | 0 | 0 | 0 | 0 | 0 | 0 | 0 |
| at SF 1/7/24 | W | 1/1 | 1 | 1 | 0 | 0.0 | 0.0 | 0 | 0 | 0 | 0 | 0 | 0 | 0 | 0 | 0 |
| Totals | 9-6 | 15/3 | 16 | 7 | 9 | 0.0 | 0.0 | 0 | 0 | 0 | 0 | 0 | 0 | 0 | 0 | 0 |

2023 Postseason

| Game | W/L | P/S | T | S | A | Sk | Yds | PD | FF | FR | Yds | TD |
|---------------|------------|------------|----------|----------|----------|----------|----------|----------|----------|----------|----------|----------|
| Det 1/14/23* | L | 1/0 | 0 | 0 | 0 | 0 | 0 | 0 | 0 | 0 | 0 | 0 |
| Totals | 0-1 | 1/0 | 0 | 0 | 0 | 0 | 0 | 0 | 0 | 0 | 0 | 0 |

*Denotes NFC Wild Card Round



2022 Tennessee Titans/Los Angeles Rams

| Game | W/L | P/S | T | S | A | Sk | Yds | PD | FF | FR | Yds | TD |
|---------------|------------|------------|----------|----------|----------|--------------|-----------|----------|----------|----------|----------|----------|
| NYG 9/11 | L | | | | | Did not play | | | | | | |
| at Buf 9/19 | L | | | | | Did not play | | | | | | |
| LV 9/25 | W | | | | | Did not play | | | | | | |
| at Ind 10/2 | W | | | | | Did not play | | | | | | |
| at Was 10/9 | W | | | | | Did not play | | | | | | |
| Ind 10/23 | W | | | | | Did not play | | | | | | |
| at Hou 10/30 | W | 1/0 | 1 | 0 | 1 | 0 | 0 | 0 | 0 | 0 | 0 | 0 |
| at KC 11/6 | L | 1/0 | 0 | 0 | 0 | 0 | 0 | 0 | 0 | 0 | 0 | 0 |
| Den 11/13 | W | 1/0 | 0 | 0 | 0 | 0 | 0 | 0 | 0 | 0 | 0 | 0 |
| at GB 11/17 | W | 1/0 | 0 | 0 | 0 | 0 | 0 | 0 | 0 | 0 | 0 | 0 |
| Cin 11/27 | L | | | | | Did not play | | | | | | |
| at Phi 12/4 | L | 1/0 | 1 | 1 | 0 | 0 | 0 | 0 | 0 | 0 | 0 | 0 |
| Jax 12/11 | L | | | | | Did not play | | | | | | |
| at GB 12/19 | L | | | | | Inactive | | | | | | |
| Den 12/25 | W | 1/0 | 4 | 4 | 0 | 2.0 | 18 | 0 | 0 | 0 | 0 | 0 |
| at LAC 1/1/23 | L | 1/0 | 2 | 1 | 1 | 0 | 0 | 0 | 0 | 0 | 0 | 0 |
| at Sea 1/8/23 | L | 1/0 | 0 | 0 | 0 | 0 | 0 | 0 | 0 | 0 | 0 | 0 |
| Totals | 8-9 | 8/0 | 8 | 6 | 2 | 2.0 | 18 | 0 | 0 | 0 | 0 | 0 |



2021 Tennessee Titans

| Game | W/L | P/S | T | S | A | Sk | Yds | PD | FF | FR | Yds | TD |
|---------------|-------------|-------------|----------|----------|----------|-----------------|----------|----------|----------|----------|----------|----------|
| Ari 9/12 | L | 1/1 | 1 | 0 | 1 | 0 | 0 | 0 | 0 | 0 | 0 | 0 |
| at Sea 9/19 | W | 1/1 | 1 | 1 | 0 | 0 | 0 | 0 | 0 | 0 | 0 | 0 |
| Ind 9/26 | W | 1/0 | 1 | 1 | 0 | 0 | 0 | 0 | 0 | 0 | 0 | 0 |
| at NYJ 10/3 | L | | | | | Injured Reserve | | | | | | |
| at Jax 10/10 | W | | | | | Injured Reserve | | | | | | |
| Buf 10/18 | W | | | | | Injured Reserve | | | | | | |
| KC 10/24 | W | 1/0 | 0 | 0 | 0 | 0 | 0 | 0 | 0 | 0 | 0 | 0 |
| at Ind 10/31 | W | 1/0 | 1 | 1 | 0 | 0 | 0 | 0 | 0 | 0 | 0 | 0 |
| at LAR 11/7 | W | 1/0 | 1 | 0 | 1 | 0 | 0 | 0 | 0 | 0 | 0 | 0 |
| NO 11/14 | W | 1/1 | 0 | 0 | 0 | 0 | 0 | 0 | 0 | 0 | 0 | 0 |
| Hou 11/21 | L | 1/1 | 2 | 1 | 1 | 0 | 0 | 0 | 0 | 0 | 0 | 0 |
| at NE 11/28 | W | 1/0 | 0 | 0 | 0 | 0 | 0 | 0 | 0 | 0 | 0 | 0 |
| Jax 12/12 | W | 1/0 | 0 | 0 | 0 | 0 | 0 | 0 | 0 | 0 | 0 | 0 |
| at Pit 12/19 | L | | | | | Inactive | | | | | | |
| SF 12/23 | W | | | | | Inactive | | | | | | |
| Mia 1/2/22 | W | | | | | Inactive | | | | | | |
| at Hou 1/9/22 | W | 1/1 | 1 | 0 | 1 | 0 | 0 | 0 | 0 | 0 | 0 | 0 |
| Totals | 12-5 | 11/5 | 8 | 4 | 4 | 0 | 0 | 0 | 0 | 0 | 0 | 0 |

2021 Postseason

| Game | W/L | P/S | T | S | A | Sk | Yds | PD | FF | FR | Yds | TD |
|---------------|------------|---------|---------|---------|---------|----------|---------|---------|---------|---------|---------|---------|
| Cin 1/22/22* | L | | | | | Inactive | | | | | | |
| Totals | 0-1 | | | | | | | | | | | |

*Denotes AFC Divisional Round



2020 Tennessee Titans

| Game | W/L | P/S | T | S | A | Sk | Yds | PD | FF | FR | Yds | TD |
|---------------|-------------|-------------|----------|----------|----------|----------|----------|----------|----------|----------|----------|----------|
| at Den 9/14 | L | | | | | Inactive | | | | | | |
| Jax 9/20 | W | 1/0 | 1 | 0 | 1 | 0 | 0 | 0 | 0 | 0 | 0 | 0 |
| at Min 9/27 | W | 1/0 | 0 | 0 | 0 | 0 | 0 | 0 | 0 | 0 | 0 | 0 |
| Buf 10/13 | L | 1/0 | 2 | 1 | 1 | 0 | 0 | 0 | 0 | 0 | 0 | 0 |
| Hou 10/18 | W | 1/0 | 0 | 0 | 0 | 0 | 0 | 0 | 0 | 0 | 0 | 0 |
| Pit 10/25 | W | 1/0 | 0 | 0 | 0 | 0 | 0 | 0 | 0 | 0 | 0 | 0 |
| at Cin 11/1 | W | 1/0 | 0 | 0 | 0 | 0 | 0 | 0 | 0 | 0 | 0 | 0 |
| Chi 11/8 | W | 1/0 | 0 | 0 | 0 | 0 | 0 | 0 | 0 | 0 | 0 | 0 |
| Ind 11/12 | W | 1/0 | 0 | 0 | 0 | 0 | 0 | 0 | 0 | 0 | 0 | 0 |
| at Bal 11/22 | W | | | | | Inactive | | | | | | |
| at Ind 11/29 | L | | | | | Inactive | | | | | | |
| Cle 12/6 | W | | | | | Inactive | | | | | | |
| at Jax 12/13 | W | 1/0 | 1 | 0 | 1 | 0 | 0 | 0 | 0 | 0 | 0 | 0 |
| Det 12/20 | L | | | | | Inactive | | | | | | |
| at GB 12/27 | W | | | | | Inactive | | | | | | |
| at Hou 1/3/21 | W | 1/0 | 1 | 0 | 1 | 0 | 0 | 0 | 0 | 0 | 0 | 0 |
| Totals | 11-5 | 10/0 | 5 | 1 | 4 | 0 | 0 | 0 | 0 | 0 | 0 | 0 |

2020 Postseason

| Game | W/L | P/S | T | S | A | Sk | Yds | PD | FF | FR | Yds | TD |
|---------------|------------|------------|----------|----------|----------|----------|----------|----------|----------|----------|----------|----------|
| Bal 1/10/21* | L | 1/0 | 1 | 0 | 1 | 0 | 0 | 0 | 0 | 0 | 0 | 0 |
| Totals | 0-1 | 1/0 | 1 | 0 | 1 | 0 | 0 | 0 | 0 | 0 | 0 | 0 |

*Denotes AFC Wild Card Round



17 Puka Nacua

Receiver • BYU • Provo, UT

Ht./Wt.: 6-2/205

NFL Exp.: 2 (2nd Rams)

GP/GS, (Playoffs): 17/17, (1/1)

Birth Date: 5/29/2000

Acquired: D5'23 (No.177 Overall)

Transactions: Selected by the Los Angeles Rams in the fifth round (177th overall) of the 2023 NFL Draft.

NFL Career:

- Has appeared in 17 regular season games (all starts) and recorded 105 catches for 1,486 yards and six touchdowns.
- Set the record for most receptions and receiving yards by a rookie in a single season in NFL history.
- Has also appeared in one postseason contest and recorded 9 catches for 181 receiving yards and one touchdown. He set a rookie record for most receiving yards in a playoff game as well as the most in franchise history in a Wild Card game.
- Earned Second-Team All-Pro honors and a Pro Bowl nod following his rookie campaign in '23. Was also named to the PFWA All-Rookie team.
- Was a four-time Pepsi Rookie of the Week winner his rookie season. Was named Offensive Rookie of the Month for December/January.
- Broke the NFL's single-game record for receptions by a rookie and set an overall league mark with 25 catches in the first two games of his career.
- Became the first rookie in NFL history with at least 10 catches and 100 receiving yards in each of his first two career games.
- Became the fourth player in NFL history with at least 10 catches and 100 receiving yards in each of his team's first two games of a season.
- From 2002-23, he ranks second in most receptions by a receiver in the first two games of a season.
- Had the most receptions by a rookie in Rams franchise history in his first two games (25).
- His 266 receiving yards were the second-most by any pass catcher through two career games in NFL history, trailing only Anquan Boldin's 279 in 2003.
- After Week 4 of his rookie season, Nacua had 39 receptions, which is the most in a player's first four career games in NFL history, along with 501 receiving yards, which is the most in a player's first four career games in NFL history.
- Eclipsed 100 receiving yards in three of his first four games, making him the second player in NFL history with 100+ receiving yards in three of his first four games.
- With 39 receptions, he surpassed Anquan Boldin and his 30 receptions in 2003 for the most receptions ever by a player in their first four NFL games. He also passed Reggie Bush, who had 24 catches in 2006, for the most receptions by a player in their first five NFL games.
- Recorded the most receiving yards in a rookie debut in Rams history. Became the second player drafted in the fifth round of later with 100+ receiving yards in his NFL debut.
- Became the first rookie in his NFL debut to have 100+ receiving yards league wide since Ja'Marr Chase in 2021 and the first rookie to have 10 catches in his debut league wide since 1948.

College: Nacua appeared in 21 games (14 starts) during his time at BYU from 2021-22 and registered seven games with more than 100 receiving yards. He caught 91 passes for 1,430 yards and 11 touchdowns during his time at BYU and led the Cougars in both years, despite battling injuries in 2022. His final season at BYU, he notched 48 receptions for 625 yards and five touchdowns. He averaged 13-yards per reception and 69.4 yards per game. He finished the year with 834 all-purpose yards and 10 touchdowns in nine games. In 2021, he hauled in 43 passes for 805 yards, six touchdowns, and averaged 18.7 yards receptions. He also contributed to the rushing attack at BYU, with 39 carries for 357 yards and five rushing touchdowns. Nacua was the recipient of numerous awards for his on-field performance, including Phil Steele All-Independent First-Team (2021, 2022), College Football Network All-Independent Wide Receiver of the year and All-Independent First-Team (2022), Pro Football Network Independent Receiver of the Year, First-Team All-Independent Offense and Independent Newcomer of the Year (2021). Before transferring to BYU, he spent time at Washington in 2019 and 2020 where he appeared in 11 games and notched 16 catches for 319 yards and three touchdowns.



Personal: Nacua played at Orem High School where he was a *MaxPreps.com* and *USA Today* First-Team All-America in 2018. He was the 2018 Utah Gatorade Player of the Year, *USA Today's* All-Utah Offensive Player of the Year, and Utah's "Mr. Football" according to *Deseret News*. Nacua broke the Utah state records for career receptions (260), yards (5,226) and receiving touchdowns (58). As a senior, he caught 103 passes for 2,336 yards and 26 touchdowns, setting single-season state records in all three categories. Nacua scored a receiving touchdown in every game his senior year and led the Tigers to a 12-2 overall record and the 4A state championship. As a junior in 2017, he notched 87 catches for 1,692 yards and 24 touchdowns, earning First-Team 4A all-state honors from the Salt Lake Tribune. That season he helped lead the Tigers to a 12-2 record and the 4A state title. Nacua was also a standout basketball player at Orem High School, earning Second-Team all-state as a junior as voted on by the coaches.



Puka Nacua, NFL Statistics



Regular Season

| Year | Team | G/S | No. | Receiving | | | | Rushing | | | | |
|---------------|------------------|--------------|------------|--------------|-------------|-----------|----------|-----------|-------------|------------|-----------|----------|
| | | | | Yards | Avg. | Long | TD | Att. | Yards | Avg. | Long | TD |
| 2023 | Los Angeles Rams | 17/17 | 105 | 1,486 | 14.2 | 80 | 6 | 12 | 89.0 | 7.4 | 31 | 0 |
| Totals | | 17/17 | 105 | 1,486 | 14.2 | 80 | 6 | 12 | 89.0 | 7.4 | 31 | 0 |

Postseason

| Year | Team | G/S | No. | Receiving | | | | Rushing | | | | |
|---------------|------------------|------------|----------|------------|-------------|-----------|----------|----------|-----------|-------------|-----------|----------|
| | | | | Yards | Avg. | Long | TD | Att. | Yards | Avg. | Long | TD |
| 2023 | Los Angeles Rams | 1/1 | 9 | 181 | 20.1 | 50 | 1 | 1 | -2 | -2.0 | -2 | 0 |
| Totals | | 1/1 | 9 | 181 | 20.1 | 50 | 1 | 1 | -2 | -2.0 | -2 | 0 |



Puka Nacua, Game-By-Game



2023 Los Angeles Rams

| Game | W/L | P/S | Receiving | | | | | Rushing | | | | |
|---------------|-------------|--------------|------------|--------------|-------------|-----------|----------|-----------|-------------|------------|-----------|----------|
| | | | No. | Yards | Avg. | Long | TD | Att. | Yards | Avg. | Long | TD |
| at Sea 9/10 | W | 1/1 | 10 | 119 | 11.9 | 21 | 0 | 0 | 0.0 | 0.0 | 0 | 0 |
| SF 9/17 | L | 1/1 | 15 | 147 | 9.8 | 20 | 0 | 0 | 0.0 | 0.0 | 0 | 0 |
| at Cin 9/25 | L | 1/1 | 5 | 72 | 10.86 | 37 | 0 | 0 | 0.0 | 0.0 | 0 | 0 |
| at Ind 10/1 | W | 1/1 | 9 | 163 | 18.1 | 32 | 1 | 0 | 0.0 | 0.0 | 0 | 0 |
| Phi 10/8 | L | 1/1 | 7 | 71 | 10.1 | 22 | 1 | 0 | 0.0 | 0.0 | 0 | 0 |
| Ari 10/15 | W | 1/1 | 4 | 26 | 6.5 | 9 | 0 | 0 | 0.0 | 0.0 | 0 | 0 |
| Pit 10/22 | L | 1/1 | 8 | 154 | 19.3 | 36 | 0 | 0 | 0.0 | 0.0 | 0 | 0 |
| at Dal 10/29 | L | 1/1 | 3 | 43 | 14.3 | 22 | 0 | 0 | 0.0 | 0.0 | 0 | 0 |
| at GB 11/5 | L | 1/1 | 3 | 32 | 10.7 | 18 | 0 | 0 | 0.0 | 0.0 | 0 | 0 |
| Sea 11/19 | W | 1/1 | 5 | 70 | 14.0 | 32 | 1 | 1 | 7.0 | 7.0 | 7 | 0 |
| at Ari 11/26 | W | 1/1 | 4 | 27 | 6.8 | 14 | 0 | 0 | 0.0 | 0.0 | 0 | 0 |
| Cle 12/3 | W | 1/1 | 4 | 105 | 26.3 | 70 | 1 | 2 | 34.0 | 17.0 | 31 | 0 |
| at Bal 12/10 | L | 1/1 | 5 | 84 | 16.8 | 34 | 0 | 1 | 6.0 | 6.0 | 6 | 0 |
| Was 12/17 | W | 1/1 | 5 | 50 | 10.0 | 18 | 0 | 2 | 3.0 | 1.5 | 2 | 0 |
| NO 12/21 | W | 1/1 | 9 | 164 | 18.2 | 41 | 1 | 2 | 16.0 | 8.0 | 9 | 0 |
| at NYG 12/31 | W | 1/1 | 5 | 118 | 23.6 | 80 | 0 | 2 | 19.0 | 9.5 | 15 | 0 |
| at SF 1/7/24 | W | 1/1 | 4 | 41 | 10.3 | 19 | 1 | 0 | 0.0 | 0.0 | 0 | 0 |
| Totals | 10-7 | 17/17 | 105 | 1,486 | 14.2 | 80 | 6 | 12 | 89.0 | 7.4 | 31 | 0 |



2023 Postseason

| | | | | | | | | | | | | |
|-----------------|------------|------------|----------|------------|-------------|-----------|----------|----------|-------------|-------------|-----------|----------|
| at Det 1/14/24* | L | 1/1 | 9 | 181 | 20.1 | 50 | 1 | 1 | -2.0 | -2.0 | -2 | 0 |
| Totals | 0-1 | 1/1 | 9 | 181 | 20.1 | 50 | 1 | 1 | -2.0 | -2.0 | -2 | 0 |

*Denotes NFC Wild Card Round



Puka Nacua, Collegiate Statistics



Regular Season

| Year | Team | GP | No. | Receiving | | | | Rushing | | | | |
|---------------|------------|-----------|------------|--------------|-------------|-----------|-----------|-----------|------------|------------|-----------|----------|
| | | | | Yards | Avg. | Long | TD | Att. | Yards | Avg. | Long | TD |
| 2019 | Washington | 8 | 7 | 168 | 24.0 | 49 | 2 | 0 | 0 | 0.0 | 0 | 0 |
| 2020 | Washington | 3 | 9 | 151 | 16.8 | 65 | 1 | 0 | 0 | 0.0 | 0 | 0 |
| 2021 | BYU | 12 | 43 | 805 | 18.7 | 55 | 6 | 14 | 148 | 10.6 | 28 | 0 |
| 2022 | BYU | 9 | 48 | 625 | 13.0 | 46 | 5 | 25 | 209 | 8.4 | 75 | 5 |
| Totals | | 32 | 107 | 1,749 | 16.3 | 65 | 14 | 39 | 357 | 9.2 | 75 | 5 |



45 Elias Neal



Linebacker • Marshall • Memphis, TN

Ht./Wt.: **6-0/227**
 NFL Exp.: **R (1st Rams)**
 GP/GS, (Playoffs): **0/0**
 Birth Date: **9/11/2001**
 Acquired: **UDFA-'24**

Transactions: Signed with the Los Angeles Rams as an undrafted free agent (5/1/2024).

College: Neal appeared in 62 games at Marshall and registered 375 tackles (145 solo), 32.5 tackles for loss, 12.0 sacks, five interceptions, 14 passes defended, one forced fumble and five fumble recoveries. As a senior in 2023, Neal played in 13 games and notched 93 tackles, 10.5 tackles for loss, 2.0 sacks, two interceptions, four passes defended and two fumble recoveries. In 2022 as a junior, Neal was named an All-Sun Belt Conference honorable mention after finishing the year with a team-best 98 tackles, 9.5 tackles for loss, and 3.0 sacks, three passes defended and an interception. He recorded four games with double-digit tackles, including a season-high 14 tackles against Coastal Carolina. As a sophomore in 2021, Neal was an All-Conference USA honorable mention and finished the year with 97 tackles, which was the second-most on the team. He also added seven tackles for loss, 5.5 sacks, two fumble recoveries, an interception, a forced fumble, and nine hurries. During a shortened season due to the global pandemic in 2020, Neal blossomed into a star player. He started all 10 games and finished with 75 tackles, five tackles for loss, 1.5 sacks, one interception, one pass breakup and one fumble recovery, earning All-Conference USA honorable mention. As a freshman in 2019, Neal played a key role as a backup linebacker and on special teams. He saw action in all 13 games and made 12 tackles, and 0.5 tackles for loss.



Personal: Neal was rated a two-star prospect by Rivals coming out of high school and had offers from Arkansas and a handful of other schools. He played outside linebacker, middle linebacker and running back at White Station high school. As a senior, he posted 95 tackles and two interceptions on defense with 750 total yards and 12 touchdowns on offense.



Elias Neal, Collegiate Statistics



| Year | College | G | Regular Season | | | | | | Interceptions | | | Fumbles | | |
|---------------|----------|-----------|----------------|------------|------------|-------------|-------------|-------------|---------------|------------|----------|-----------|----------|----------|
| | | | Total | Solo | Asst. | Sacks | Yards | TFLs | Int. | Long | TD | PD | FF | FR |
| 2019 | Marshall | 13 | 12 | 4 | 8 | 0.0 | 0.0 | 0.5 | 0 | 0.0 | 0 | 0 | 0 | 0 |
| 2020 | Marshall | 10 | 75 | 19 | 56 | 1.5 | 6.0 | 5.0 | 1 | 0.0 | 0 | 2 | 0 | 1 |
| 2021 | Marshall | 13 | 97 | 39 | 58 | 5.5 | 28.0 | 7.0 | 1 | 0.0 | 0 | 4 | 1 | 2 |
| 2022 | Marshall | 13 | 98 | 49 | 49 | 3.0 | 12.0 | 9.5 | 1 | 0.0 | 0 | 4 | 0 | 0 |
| 2023 | Marshall | 13 | 93 | 34 | 59 | 2.0 | 12.0 | 10.5 | 2 | 0.0 | 0 | 4 | 0 | 2 |
| Totals | | 62 | 375 | 145 | 230 | 12.0 | 58.0 | 32.5 | 5 | 0.0 | 0 | 14 | 1 | 5 |

70 Joseph Noteboom



Offensive Line • TCU • Plano, TX

Ht./Wt.: 6-5/321

NFL Exp.: 7 (7th Rams)

GP/GS, (Playoffs): 67/31, (7/1)

Birth Date: 6/19/1995

Acquired: D3-'18 (No. 89 Overall)

Transactions: Placed on injured reserve (10/18/22)...Re-signed with the Los Angeles Rams (3/17/22)...Placed on injured reserve list (2/11/22)...Activated from injured reserve list (11/14/20)... Selected by the Rams in the third round (89th overall) of the 2018 NFL Draft (4/27/18).

NFL Career:

- Has appeared in 67 regular season games (31 starts) along with seven postseason contests (one start).
- Saw action in 15 games (including the playoffs) and had eight starts during the 2023 season.
- Was voted the Ed Block Courage Award winner by his teammates and coaches after battling adversity and injuries throughout the 2023 season. He played nearly 550 snaps in 2023 and saw significant action at right guard, left tackle, and right tackle.
- Stepped in for former left tackle Andrew Whitworth and started the Divisional Round matchup at Tampa Bay in 2021.
- Played and started in six games in 2022 before suffering an achilles injury. Allowed no sacks in four games played.
- Saw action in 10 games (including the playoffs) during the 2021 season and registered a top-15 pass blocking grade (81.6) from 142 pass-blocking snaps, according to *Pro Football Focus*.
- Has started games at both left tackle and guard for the Rams during his four-year NFL career.
- Started a career-high nine games during the 2020 season and started six games his second year in the pros in 2019.
- Made his first career start at left tackle in a regular season contest at Tampa Bay during the 2020 campaign.
- Appeared in all 16 regular season contests and three postseason games as a rookie in 2018.
- Earned his first career start at left guard in the 2019 season opener at Carolina (9/8/19).
- Contributed on special teams during his rookie season in 2018.

College: Noteboom received Honorable Mention All-Big 12 recognition as a senior in 2017 after starting all 14 games at left tackle at TCU. He wrapped up his collegiate career with 40 consecutive starts over his final three seasons. He became a four-time Academic All-Big 12 honoree with First-Team recognition and was selected to play in the Reese's Senior Bowl before being invited to participate in the NFL Combine. As a junior in 2016, he started all 13 games at left tackle and was a Second-Team Academic All-Big 12 selection for the second consecutive year. He started all 13 games for the Horned Frogs as a sophomore in 2015 and was part of an offensive line that catapulted TCU to produce a 1,000-yard rusher and 1,000-yard receiver in the same season for the second time in program history. Noteboom played in all 13 games as a redshirt freshman in 2014 and was named First-Team Academic All-Big 12. He redshirted in his first season at TCU in 2013.



Personal: Attended Plano High School where he was a First-Team District 10-5A selection as a senior and was named to the *Associated Press* Class 5A honorable mention all-state. He was ranked as the no. 12 offensive tackle in the state of Texas and no.99 nationally. He chose to attend TCU over Texas Tech, Iowa State, Wake Forest and Purdue.



Noteboom's Career Games/Starts:

| Year | Teams | GP/GS |
|-------------------|-------------------------|--------------|
| 2018 | Los Angeles Rams | 16/0 |
| | <i>Los Angeles Rams</i> | 3/0 |
| 2019 | Los Angeles Rams | 6/6 |
| 2020 | Los Angeles Rams | 10/9 |
| | <i>Los Angeles Rams</i> | 1/0 |
| 2021 | Los Angeles Rams | 15/2 |
| | <i>Los Angeles Rams</i> | 2/1 |
| 2022 | Los Angeles Rams | 6/6 |
| 2023 | Los Angeles Rams | 14/8 |
| Totals | | 67/31 |
| Postseason | | 7/1 |



45 David Olajiga



Defensive Lineman • Central Missouri • London, England

Ht./Wt.: **6-3/315**
 NFL Exp.: **R (1st Rams)**
 GP/GS, (Playoffs): **0/0**
 Birth Date: **11/3/1997**
 Acquired: **UDFA-'24**

Transactions: Signed with the Los Angeles Rams as an undrafted free agent (5/2/2024).

College: Olajiga appeared in 32 games at Central Missouri and recorded 98 tackles (47 solo), 20 tackles for loss, 9.0 sacks, one pass defended, three forced fumbles, one fumble recovery and four blocked kicks. In his final collegiate season as a redshirt senior in 2023, he saw action in 12 games and notched career-bests in tackles (41), sacks (4.5) and blocked kicks (three) to go along with 8.0 tackles for loss and one forced fumble. As a redshirt junior in 2022, Olajiga played in 11 games and registered 39 tackles, a career-high 8.5 tackles for loss, 2.5 sacks, two forced fumbles and one blocked kick. His first year at Central Missouri, Olajiga appeared in nine games and tallied 18 tackles (14 solo), 3.5 tackles for loss, 2.0 sacks, one pass defended and one fumble recovery. He transferred to Central Missouri from Butler County Community College in El Dorado, Kansas in 2020.



Personal: Originally from London, England, Olajiga began his football career in high school at The John Fisher School in London.



David Olajiga, Collegiate Statistics



Regular Season

| Year | College | G | Tackles | | | Sacks | Yards | TFLs | Interceptions | | | PD | Fumbles | |
|---------------|--------------------|-----------|-----------|-----------|-----------|------------|-------------|-------------|---------------|------------|----------|----------|----------|----|
| | | | Total | Solo | Asst. | | | | Int. | Long | TD | | FF | FR |
| 2020 | Butler County (CC) | 1 | 1 | 1 | 0 | 0.0 | 0.0 | 0 | 0.0 | 0 | 0 | 0 | 0 | |
| 2021 | Central Missouri | 9 | 18 | 14 | 4 | 2.0 | 15.0 | 3.5 | 0 | 0.0 | 0 | 1 | 0 | |
| 2022 | Central Missouri | 11 | 39 | 17 | 22 | 2.5 | 22.0 | 8.5 | 0 | 0.0 | 0 | 0 | 2 | |
| 2023 | Central Missouri | 12 | 41 | 16 | 25 | 4.5 | 31.0 | 8.0 | 0 | 0.0 | 0 | 0 | 1 | |
| Totals | | 33 | 99 | 48 | 51 | 8.5 | 68.0 | 20.0 | 0 | 0.0 | 0 | 1 | 3 | |



86 Colby Parkinson



Tight End • Stanford • Simi Valley, Calif.

Ht./Wt.: 6-7/265

NFL Exp.: 5 (1st Rams)

GP/GS, (Playoffs): 54/4, (1/1)

Birth Date: 1/8/1999

Acquired: FA-'24

Transactions: Signed with the Los Angeles Rams as a free agent (3/15/24)...Was placed on the Seattle Seahawks injured reserve list (9/7/21)... Placed on the Seahawks Reserve/non-football injury list (9/5/20)...Selected by the Seahawks in the fourth round (133rd overall) of the 2020 NFL Draft.

NFL Career:

- Has appeared in 54 career regular season games (four starts) and notched 57 receptions for 618 yards and four touchdowns.
- Tied his career-high in receptions (25) and touchdown catches (two) during the 2023 campaign.
- Had two touchdown receptions in a three-game stretch to close out the 2023 season.
- Had the 20th-highest run blocking grade (64.1) among tight ends in 2023, according to *Pro Football Focus*.
- Notched a career-best 322 receiving yards during the 2022 season.
- Hd a career-high 45 receiving yards in Week 16 against the Chiefs at the conclusion of the 2022 season.
- Had the 14th-best run blocking grade (66.9) among tight ends during the 2022 season, according to *PFF*.



College: Parkinson appeared in 39 games (21 starts) during his collegiate career at Stanford. He was a Second-Team All-Pac 12 selection and a semifinalist for the John Mackey Award in 2019 after hauling in 48 passes for 589 yards and one touchdown as a junior. He started all 12 games for the Cardinals that season. As a sophomore in 2018, he earned All-Pac-12 honorable mention and recorded 29 catches for 485 yards and seven touchdowns. Parkinson also registred an eight-yard touchdown pass against Oregon State in 2019 and became the first Stanford non-quarterbak to throw a touchdown pass since Christian McCaffrey in the Pac-12 Championship in 2015. He also became the first Cardinal to throw for a touchdown and record a touchdown reception since McCaffrey in that Pac-12 Championship game. Parkinson's seven touchdown receptions ranked third in the nation among tight ends that season. He also tied a single-game school record with four touchdown receptions (a program record for tight ends) against Oregon State in 2018. Parkinson appeared in 14 games as a freshman in 2017 and he totaled 10 catches for 97 yards and four touchdowns on the season.



Personal: Parkinson played his high school football at Oaks Christian and earned varsity letters in football and basketball. He was a five-star recruit, according to *247Sports*, and a four-star recruit according to *Scout*, *Rivals* and *ESPN*. Parkinson totaled 80 catches for 1,280 career receiving yards and eight touchdowns and helped lead his team to a pair of league titles. Parkinson majored in civil engineering.



Colby Parkinson, NFL Statistics



Regular Season

| Year | Team | G/S | No. | Receiving | | | | Rushing | | | | TD |
|---------------|------------------|-------------|-----------|------------|-------------|-----------|----------|----------|----------|----------|----------|----------|
| | | | | Yards | Avg. | Long | TD | Att. | Yards | Avg. | Long | |
| 2020 | Seattle Seahawks | 6/0 | 2 | 16 | 8.0 | 10 | 0 | 0 | 0 | 0 | 0 | 0 |
| 2021 | Seattle Seahawks | 14/1 | 5 | 33 | 6.6 | 12 | 0 | 0 | 0 | 0 | 0 | 0 |
| 2022 | Seattle Seahawks | 17/2 | 25 | 322 | 12.9 | 39 | 2 | 0 | 0 | 0 | 0 | 0 |
| 2023 | Seattle Seahawks | 17/1 | 25 | 247 | 9.8 | 27 | 2 | 0 | 0 | 0 | 0 | 0 |
| Totals | | 54/4 | 57 | 681 | 10.8 | 39 | 4 | 0 | 0 | 0 | 0 | 0 |

Postseason

| Year | Team | G/S | No. | Receiving | | | | Rushing | | | | TD |
|---------------|------------------|------------|----------|-----------|------------|----------|----------|----------|----------|----------|----------|----------|
| | | | | Yards | Avg. | Long | TD | Att. | Yards | Avg. | Long | |
| 2021 | Seattle Seahawks | 1/1 | 3 | 14 | 4.7 | 5 | 0 | 0 | 0 | 0 | 0 | 0 |
| Totals | | 1/1 | 3 | 14 | 4.7 | 5 | 0 | 0 | 0 | 0 | 0 | 0 |





Colby Parkinson, Game-By-Game



2023 Seattle Seahawks

| Game | W/L | P/S | Receiving | | | | Rushing | | | | TD |
|---------------|--------------|-------------|-----------|------------|------------|-----------|----------|----------|----------|----------|----------|
| | | | No. | Yards | Avg. | Long | Att. | Yards | Avg. | Long | |
| LAR 9/10 | L | 1/0 | 1 | 8 | 8.0 | 8 | 0 | 0 | 0 | 0 | 0 |
| at Det 9/17 | W | 1/0 | 2 | 41 | 20.5 | 21 | 0 | 0 | 0 | 0 | 0 |
| Car 9/24 | W | 1/1 | 3 | 38 | 12.7 | 17 | 0 | 0 | 0 | 0 | 0 |
| at NYG 10/2 | W | 1/0 | 0 | 0 | 0.0 | 0 | 0 | 0 | 0 | 0 | 0 |
| at Cin10/15 | L | 1/0 | 3 | 19 | 6.3 | 8 | 0 | 0 | 0 | 0 | 0 |
| Ari 10/22 | W | 1/0 | 2 | 26 | 13.0 | 27 | 0 | 0 | 0 | 0 | 0 |
| Cle 10/29 | W | 1/0 | 0 | 0 | 0.0 | 0 | 0 | 0 | 0 | 0 | 0 |
| at Bal 11/5 | L | 1/0 | 1 | 6 | 6.0 | 6 | 0 | 0 | 0 | 0 | 0 |
| Was 11/12 | W | 1/0 | 1 | 3 | 3.0 | 3 | 0 | 0 | 0 | 0 | 0 |
| at LAR 11/19 | L | 1/0 | 0 | 0 | 0.0 | 0 | 0 | 0 | 0 | 0 | 0 |
| SF 11/23 | L | 1/0 | 1 | 0 | 9.0 | 9 | 1 | 0 | 0 | 0 | 0 |
| at DAL 11/30 | L | 1/0 | 0 | 20 | 0.0 | 20 | 0 | 0 | 0 | 0 | 0 |
| at SF 12/10 | L | 1/0 | 2 | 28 | 14.0 | 25 | 0 | 0 | 0 | 0 | 0 |
| PHI 12/18 | W | 1/0 | 1 | 6 | 6.0 | 6 | 0 | 0 | 0 | 0 | 0 |
| at Ten 12/24 | W | 1/0 | 3 | 17 | 5.7 | 7 | 1 | 0 | 0 | 0 | 0 |
| Pit 12/31 | L | 1/0 | 2 | 38 | 19.0 | 20 | 0 | 0 | 0 | 0 | 0 |
| at Ari 1/7 | W | 1/0 | 3 | 8 | 2.7 | 5 | 0 | 0 | 0 | 0 | 0 |
| Totals | 9-8-0 | 17/1 | 25 | 247 | 9.9 | 27 | 2 | 0 | 0 | 0 | 0 |



2021 Seattle Seahawks

| Game | W/L | P/S | Receiving | | | | Rushing | | | | TD |
|---------------|-------------|-------------|-----------|-----------|------------|-----------|----------|----------|----------|----------|----------|
| | | | No. | Yards | Avg. | Long | Att. | Yards | Avg. | Long | |
| at Ind 9/12 | W | | | | | | | | | | |
| Ten 9/12 | L | | | | | | | | | | |
| at Min 9/26 | L | | | | | | | | | | |
| at SF 10/3 | W | 1/0 | 0 | 0 | 0.0 | 0 | 0 | 0 | 0 | 0 | 0 |
| LAR 10/7 | L | 1/0 | 1 | 1 | 1.0 | 1 | 0 | 0 | 0 | 0 | 0 |
| at Pit 10/17 | L | 1/0 | 0 | 0 | 0.0 | 0 | 0 | 0 | 0 | 0 | 0 |
| NO 10/25 | L | 1/0 | 0 | 0 | 0.0 | 0 | 0 | 0 | 0 | 0 | 0 |
| Jax 10/31 | W | 1/0 | 0 | 0 | 0.0 | 0 | 0 | 0 | 0 | 0 | 0 |
| at GB 11/15 | L | 1/0 | 0 | 0 | 0.0 | 0 | 0 | 0 | 0 | 0 | 0 |
| Ari 11/21 | L | 1/0 | 1 | 6 | 6.0 | 6 | 0 | 0 | 0 | 0 | 0 |
| at Was 11/29 | L | 1/0 | 0 | 0 | 0.0 | 0 | 0 | 0 | 0 | 0 | 0 |
| SF 12/5 | W | 1/0 | 0 | 0 | 0.0 | 0 | 0 | 0 | 0 | 0 | 0 |
| at Hou 12/12 | W | 1/0 | 0 | 0 | 0.0 | 0 | 0 | 0 | 0 | 0 | 0 |
| at LAR 12/21 | L | 1/0 | 0 | 0 | 0.0 | 0 | 0 | 0 | 0 | 0 | 0 |
| Chi 12/26 | L | 1/0 | 0 | 0 | 0.0 | 0 | 0 | 0 | 0 | 0 | 0 |
| Det 1/2 | W | 1/0 | 1 | 12 | 12.0 | 12 | 0 | 0 | 0 | 0 | 0 |
| at Ari 1/9 | W | 1/1 | 2 | 14 | 7.0 | 12 | 0 | 0 | 0 | 0 | 0 |
| Totals | 7-10 | 14/1 | 5 | 33 | 6.6 | 12 | 0 | 0 | 0 | 0 | 0 |



2022 Seattle Seahawks

| Game | W/L | P/S | Receiving | | | | Rushing | | | | TD |
|---------------|------------|-------------|-----------|------------|-------------|-----------|----------|----------|----------|----------|----------|
| | | | No. | Yards | Avg. | Long | Att. | Yards | Avg. | Long | |
| Den 9/12 | W | 1/0 | 2 | 43 | 21.5 | 25 | 1 | 0 | 0 | 0 | 0 |
| SF 9/18 | L | 1/0 | 0 | 0 | 0.0 | 0 | 0 | 0 | 0 | 0 | 0 |
| ATL 9/25 | L | 1/0 | 2 | 44 | 22.0 | 36 | 0 | 0 | 0 | 0 | 0 |
| at Det 10/2 | W | 1/0 | 2 | 28 | 14.0 | 15 | 0 | 0 | 0 | 0 | 0 |
| at No 10/9 | L | 1/0 | 0 | 0 | 0.0 | 0 | 0 | 0 | 0 | 0 | 0 |
| Ari 10/16 | W | 1/0 | 2 | 11 | 5.5 | 7 | 0 | 0 | 0 | 0 | 0 |
| at LAC 10/23 | W | 1/0 | 1 | 28 | 28.0 | 28 | 0 | 0 | 0 | 0 | 0 |
| NYG 10/30 | W | 1/0 | 1 | 5 | 5.0 | 5 | 0 | 0 | 0 | 0 | 0 |
| at Ari 11/6 | W | 1/0 | 2 | 6 | 3.0 | 10 | 0 | 0 | 0 | 0 | 0 |
| at TB 11/13 | L | 1/0 | 1 | 7 | 7.0 | 7 | 0 | 0 | 0 | 0 | 0 |
| at LV 11/27 | L | 1/0 | 0 | 0 | 0.0 | 0 | 0 | 0 | 0 | 0 | 0 |
| at LAR 12/4 | W | 1/0 | 1 | 12 | 12.0 | 12 | 0 | 0 | 0 | 0 | 0 |
| Car 12/11 | L | 1/0 | 1 | 10 | 10.0 | 10 | 0 | 0 | 0 | 0 | 0 |
| SF 12/15 | L | 1/0 | 0 | 0 | 0.0 | 0 | 0 | 0 | 0 | 0 | 0 |
| KC 12/24 | L | 1/0 | 3 | 45 | 15.0 | 39 | 0 | 0 | 0 | 0 | 0 |
| NYJ 1/1 | W | 1/1 | 5 | 36 | 7.2 | 12 | 1 | 0 | 0 | 0 | 0 |
| LAR 1/8 | W | 1/1 | 2 | 47 | 23.5 | 32 | 0 | 0 | 0 | 0 | 0 |
| Totals | 9-8 | 17/2 | 34 | 322 | 12.9 | 39 | 2 | 0 | 0 | 0 | 0 |



2022 Postseason

| Game | W/L | P/S | Receiving | | | | Rushing | | | | TD |
|----------------|------------|------------|-----------|-----------|------------|----------|----------|----------|----------|------------|----------|
| | | | No. | Yards | Avg. | Long | Att. | Yards | Avg. | Long | |
| at SF 1/14/23* | L | 1/1 | 3 | 14 | 4.7 | 5 | 0 | 0 | 0 | 0-0 | 0 |
| Totals | 0-1 | 1/1 | 3 | 14 | 4.7 | 5 | 0 | 0 | 0 | 0-0 | 0 |

* Denotes NFC Wild Card Game, ^ Denotes NFC Divisional Round, ~ Denotes NFC Championship, + Denotes Super Bowl



2020 Seattle Seahawks

| Game | W/L | P/S | Receiving | | | | Rushing | | | | TD |
|---------------|-------------|------------|-----------|-----------|------------|-----------|----------|----------|----------|----------|----------|
| | | | No. | Yards | Avg. | Long | Att. | Yards | Avg. | Long | |
| at Atl 9/13 | W | | | | | | | | | | |
| NE 9/20 | W | | | | | | | | | | |
| Dal 9/27 | W | | | | | | | | | | |
| at Mia 10/4 | W | | | | | | | | | | |
| Min 10/11 | W | | | | | | | | | | |
| at Ari 10/25 | L | | | | | | | | | | |
| SF 11/1 | W | 1/0 | 0 | 0 | 0.0 | 0 | 0 | 0 | 0 | 0 | 0 |
| at Buf 11/8 | L | | | | | | | | | | |
| at LAR 11/15 | L | | | | | | | | | | |
| Ari 11/19 | W | | | | | | | | | | |
| at Phi 11/30 | W | 1/0 | 0 | 0 | 0.0 | 0 | 0 | 0 | 0 | 0 | 0 |
| NYG 12/6 | L | 1/0 | 0 | 0 | 0.0 | 0 | 0 | 0 | 0 | 0 | 0 |
| NYJ 12/13 | W | 1/0 | 2 | 16 | 8.0 | 10 | 0 | 0 | 0 | 0 | 0 |
| at Was 12/20 | W | 1/0 | 0 | 0 | 0.0 | 0 | 0 | 0 | 0 | 0 | 0 |
| LAR 12/27 | | | | | | | | | | | |
| at SF 1/3 | W | 1/1 | 2 | 0 | 0.0 | 0 | 0 | 0 | 0 | 0 | 0 |
| Totals | 12-4 | 6/0 | 2 | 16 | 8.0 | 10 | 0 | 0 | 0 | 0 | 0 |

2020 Postseason

| Game | W/L | P/S | Receiving | | | | Rushing | | | | TD |
|---------------|------------|------------|-----------|----------|------------|----------|----------|----------|----------|------------|----------|
| | | | No. | Yards | Avg. | Long | Att. | Yards | Avg. | Long | |
| LAR 1/9/23* | | | | | | | | | | | |
| Totals | 0-1 | 0/0 | 0 | 0 | 0.0 | 0 | 0 | 0 | 0 | 0-0 | 0 |

* Denotes NFC Wild Card Game, ^ Denotes NFC Divisional Round, ~ Denotes NFC Championship, + Denotes Super Bowl



51 Troy Reeder



Inside Linebacker • Delaware • Hockessin, Del.

Ht./Wt.: 6-3/245

NFL Exp.: 5 (3rd Rams)

GP/GS, (Playoffs): 83/31, (7/5)

Birth Date: 9/13/1994

Acquired: FA-'23

Transactions: Signed as a free agent to the Los Angeles Rams (9/9/23)... Signed to the Rams practice squad (8/30/23)... Released by the Minnesota Vikings (8/29/23)... Signed to the Vikings (4/14/23)... Signed to the Los Angeles Chargers (4/12/22)... Signed by the Rams as an undrafted rookie free agent (5/14/19).

NFL Career:

- Has played in 83 regular season games (31 starts) in his career and totaled 241 tackles (140 solo), 5.0 sacks, two interceptions, nine passes defended, two forced fumbles, 17 pressures, 11 tackles for loss, eight quarterback hits and nine hurries.
- Has appeared in seven postseason contests (five starts) and totaled 36 tackles (15 solo), and one pass breakup.
- During the 2021 season, he was third in tackles for the Rams (90), fifth in solo tackles (48), T-6th in sacks (2.0), T-2nd in interceptions (two), and T-3rd in pass break ups (three).
- In 2020, Reeder totaled 73 tackles (46 solo), 3.0 sacks, and two pass breakups. He ranked fourth for the Rams in tackles, third in solo tackles, and T-6th in sacks.
- He led the team in tackles on seven occasions.
- As a rookie in 2019, he appeared in 16 games (eight starts) and totaled 53 tackles (32 solo) and two forced fumbles. Reeder was one-of-three Rams defenders to make the roster in 2019 as an undrafted free agent.



College: In his three seasons at Delaware, he totaled 283 tackles and ranks 22nd all-time at Delaware in total tackles. Reeder earned First-Team All-CAA honors all three years as a Blue Hen. In 2018, he earned All-American accolades after recording 131 tackles, the fifth-most in a single-season ever by a Delaware player. He was named a finalist for the Buck Buchanan Award, given to FCS' top defensive player. As a junior in 2017, Reeder started all 11 games at outside linebacker for the Blue Hens and was named First-Team All-CAA. He finished the season ranked first on the team in tackles with 89 (34 solo) and added 1.5 sacks, seven tackles for loss, one forced fumble, one fumble recovery, one interception, and three pass break ups. Additionally, he blocked one kick on special teams and fielded one punt return for 20 yards. In 2016, he started all 11 games at outside linebacker after transferring from Penn State and earned honorable mention *Hero Sports* Sophomore All-American honors. He also received Second-Team All-CAA honors and finished second on the team with 63 tackles (36 solo) and added 1.0 sack, 4.5 tackles for loss, two interceptions, one pass breakup, two forced fumbles, one fumble recovery, and a blocked kick. In 2015, at Penn State, Reeder started at outside linebacker in 11 games as a redshirt freshman and earned First-Team Freshman All-Big Ten and Second-Team Freshman All-American honors. He ranked fourth on the team with 67 tackles and added 5.5 tackles for loss and an interception. He redshirted as a true freshman at Penn State in 2014.



Personal: Reeder was an honor student as a finance major at Delaware. His father, Dan, played fullback and linebacker at Delaware and played two seasons in the NFL with the Los Angeles Raiders (fifth-round draft pick) and Pittsburgh Steelers. He has a brother, Colby, who also played linebacker at Delaware.



Troy Reeder, NFL Statistics



| Year | Team | Regular Season | | | | | | | | | | | | | |
|---------------|----------------------|----------------|------------|------------|------------|------------|---------------|----------|----------|----------|----------|----------|----------|----------|----------|
| | | Tackles | | Solo | Asst. | Sacks | Interceptions | | | Long | TD | PD | Fumbles | | Yards |
| | | G/S | Total | | | | Yards | Int. | Yards | | | | FF | FR | |
| 2019 | Los Angeles Rams | 16/8 | 53 | 32 | 21 | 0.0 | 0.0 | 0 | 0 | 0 | 0 | 0 | 2 | 0 | 0 |
| 2020 | Los Angeles Rams | 16/7 | 73 | 46 | 27 | 3.0 | 0.0 | 0 | 0 | 0 | 0 | 2 | 2 | 0 | 0 |
| 2021 | Los Angeles Rams | 17/10 | 90 | 48 | 42 | 2.0 | 0.0 | 2 | 2 | 0 | 0 | 6 | 2 | 0 | 0 |
| 2022 | Los Angeles Chargers | 17/0 | 7 | 5 | 2 | 0.0 | 0.0 | 0 | 0 | 0 | 0 | 1 | 0 | 0 | 0 |
| 2023 | Los Angeles Rams | 17/6 | 18 | 9 | 9 | 0.0 | 0.0 | 0 | 0 | 0 | 0 | 0 | 0 | 0 | 0 |
| Totals | | 83/31 | 241 | 140 | 101 | 5.0 | 12.0 | 2 | 2 | 0 | 0 | 9 | 2 | 0 | 0 |

| Year | Team | Postseason | | | | | | | | | | | | | |
|---------------|----------------------|------------|-----------|-----------|-----------|------------|---------------|----------|----------|----------|----------|----------|----------|----------|----------|
| | | Tackles | | Solo | Asst. | Sacks | Interceptions | | | Long | TD | PD | Fumbles | | Yards |
| | | G/S | Total | | | | Yards | Int. | Yards | | | | FF | FR | |
| 2020 | Los Angeles Rams | 2/2 | 20 | 6 | 14 | 0.0 | 0.0 | 0 | 0 | 0 | 0 | 1 | 0 | 0 | 0 |
| 2021 | Los Angeles Rams | 4/3 | 16 | 9 | 7 | 0.0 | 0.0 | 0 | 0 | 0 | 0 | 1 | 0 | 0 | 0 |
| 2022 | Los Angeles Chargers | 1/0 | 0 | 0 | 0 | 0.0 | 0.0 | 0 | 0 | 0 | 0 | 0 | 0 | 0 | 0 |
| 2023 | Los Angeles Rams | | | | | | | Inactive | | | | | | | |
| Totals | | 7/5 | 36 | 15 | 21 | 0.0 | 0.0 | 0 | 0 | 0 | 0 | 2 | 0 | 0 | 0 |

Additional Career Statistics: Special teams tackles: Rams: 2020 (8), 2019 (6)





Troy Reeder, Game-By-Game



2023 Los Angeles Rams

| Game | W/L | P/S | T | S | A | Sk | Yds | Int | Yds | Lg | TD | PD | FF | FR | Yds |
|---------------|-------------|-------------|-----------|----------|----------|------------|------------|----------|----------|----------|----------|----------|----------|----------|----------|
| at Sea 9/10 | W | 1/0 | 0 | 0 | 0 | 0.0 | 0.0 | 0 | 0 | 0 | 0 | 0 | 0 | 0 | 0 |
| SF 9/17 | L | 1/0 | 0 | 0 | 0 | 0.0 | 0.0 | 0 | 0 | 0 | 0 | 0 | 0 | 0 | 0 |
| at Cin 9/25 | L | 1/0 | 0 | 0 | 0 | 0.0 | 0.0 | 0 | 0 | 0 | 0 | 0 | 0 | 0 | 0 |
| at Ind 10/1 | W | 1/0 | 0 | 0 | 0 | 0.0 | 0.0 | 0 | 0 | 0 | 0 | 0 | 0 | 0 | 0 |
| Phi 10/8 | L | 1/0 | 0 | 0 | 0 | 0.0 | 0.0 | 0 | 0 | 0 | 0 | 0 | 0 | 0 | 0 |
| Ari 10/15 | W | 1/0 | 0 | 0 | 0 | 0.0 | 0.0 | 0 | 0 | 0 | 0 | 0 | 0 | 0 | 0 |
| Pit 10/22 | L | 1/0 | 0 | 0 | 0 | 0.0 | 0.0 | 0 | 0 | 0 | 0 | 0 | 0 | 0 | 0 |
| at Dal 10/29 | L | 1/0 | 0 | 0 | 0 | 0.0 | 0.0 | 0 | 0 | 0 | 0 | 0 | 0 | 0 | 0 |
| at GB 11/5 | L | 1/1 | 4 | 2 | 2 | 0.0 | 0.0 | 0 | 0 | 0 | 0 | 0 | 0 | 0 | 0 |
| Sea 11/19 | W | 1/1 | 1 | 0 | 1 | 0.0 | 0.0 | 0 | 0 | 0 | 0 | 0 | 0 | 0 | 0 |
| at Ari 11/26 | W | 1/1 | 3 | 3 | 0 | 0.0 | 0.0 | 0 | 0 | 0 | 0 | 0 | 0 | 0 | 0 |
| Cle 12/3 | W | 1/0 | 2 | 2 | 0 | 0.0 | 0.0 | 0 | 0 | 0 | 0 | 0 | 0 | 0 | 0 |
| at Bal 12/10 | L | 1/1 | 1 | 1 | 0 | 0.0 | 0.0 | 0 | 0 | 0 | 0 | 0 | 0 | 0 | 0 |
| Was 12/17 | W | 1/0 | 0 | 0 | 0 | 0.0 | 0.0 | 0 | 0 | 0 | 0 | 0 | 0 | 0 | 0 |
| NO 12/21 | W | 1/1 | 1 | 0 | 1 | 0.0 | 0.0 | 0 | 0 | 0 | 0 | 0 | 0 | 0 | 0 |
| at NYG 12/31 | W | 1/0 | 0 | 0 | 0 | 0.0 | 0.0 | 0 | 0 | 0 | 0 | 0 | 0 | 0 | 0 |
| at SF 1/7/24 | W | 1/1 | 6 | 1 | 5 | 0.0 | 0.0 | 0 | 0 | 0 | 0 | 0 | 0 | 0 | 0 |
| Totals | 10-7 | 17/6 | 18 | 9 | 9 | 0.0 | 0.0 | 0 | 0 | 0 | 0 | 0 | 0 | 0 | 0 |

2023 Postseason

| Game | W/L | P/S | T | S | A | Sk | Yds | Int | Yds | Lg | TD | PD | FF | FR | Yds |
|-----------------|----------|----------|----------|----------|----------|----------|----------|----------|----------|----------|----------|----------|----------|----------|----------|
| at Det 1/14/24* | - | - | - | - | - | - | Inactive | - | - | - | - | - | - | - | - |
| Totals | - | - | - | - | - | - | - | - | - | - | - | - | - | - | - |

* Denotes Wild Card Round



2022 Los Angeles Chargers

| Game | W/L | P/S | T | S | A | Sk | Yds | Int | Yds | Lg | TD | PD | FF | FR | Yds |
|---------------|-------------|-------------|----------|----------|----------|------------|------------|----------|----------|----------|----------|----------|----------|----------|----------|
| LV 9/11 | W | 1/0 | 0 | 0 | 0 | 0.0 | 0.0 | 0 | 0 | 0 | 0 | 0 | 0 | 0 | 0 |
| at KC 9/15 | L | 1/0 | 0 | 0 | 0 | 0.0 | 0.0 | 0 | 0 | 0 | 0 | 0 | 0 | 0 | 0 |
| JAX 9/25 | L | 1/0 | 0 | 0 | 0 | 0.0 | 0.0 | 0 | 0 | 0 | 0 | 0 | 0 | 0 | 0 |
| at Hou 10/2 | W | 1/0 | 0 | 0 | 0 | 0.0 | 0.0 | 0 | 0 | 0 | 0 | 0 | 0 | 0 | 0 |
| at Cle 10/9 | W | 1/0 | 0 | 0 | 0 | 0.0 | 0.0 | 0 | 0 | 0 | 0 | 0 | 0 | 0 | 0 |
| Den 10/17 | W | 1/0 | 0 | 0 | 0 | 0.0 | 0.0 | 0 | 0 | 0 | 0 | 0 | 0 | 0 | 0 |
| Sea 10/23 | L | 1/0 | 1 | 0 | 1 | 0.0 | 0.0 | 0 | 0 | 0 | 0 | 0 | 0 | 0 | 0 |
| at Atl 11/6 | W | 1/0 | 0 | 0 | 0 | 0.0 | 0.0 | 0 | 0 | 0 | 0 | 0 | 0 | 0 | 0 |
| at SF 11/13 | L | 1/0 | 1 | 1 | 0 | 0.0 | 0.0 | 0 | 0 | 0 | 0 | 0 | 0 | 0 | 0 |
| KC 11/20 | L | 1/0 | 3 | 3 | 0 | 0.0 | 0.0 | 0 | 0 | 0 | 0 | 1 | 1 | 0 | 0 |
| at Ari 11/27 | W | 1/0 | 0 | 0 | 0 | 0.0 | 0.0 | 0 | 0 | 0 | 0 | 0 | 0 | 0 | 0 |
| at LV 12/4 | L | 1/0 | 1 | 0 | 1 | 0.0 | 0.0 | 0 | 0 | 0 | 0 | 0 | 0 | 0 | 0 |
| Mia 12/11 | W | 1/0 | 0 | 0 | 0 | 0.0 | 0.0 | 0 | 0 | 0 | 0 | 0 | 0 | 0 | 0 |
| Ten 12/18 | W | 1/0 | 0 | 0 | 0 | 0.0 | 0.0 | 0 | 0 | 0 | 0 | 0 | 0 | 0 | 0 |
| at Ind 12/26 | W | 1/0 | 0 | 0 | 0 | 0.0 | 0.0 | 0 | 0 | 0 | 0 | 0 | 0 | 0 | 0 |
| LAR 1/1/23 | W | 1/0 | 0 | 0 | 0 | 0.0 | 0.0 | 0 | 0 | 0 | 0 | 0 | 0 | 0 | 0 |
| at Den 1/8/23 | L | 1/0 | 0 | 0 | 0 | 0.0 | 0.0 | 0 | 0 | 0 | 0 | 0 | 0 | 0 | 0 |
| Totals | 10-7 | 17/0 | 7 | 4 | 2 | 0.0 | 0.0 | 0 | 0 | 0 | 0 | 1 | 1 | 0 | 0 |

2022 Postseason

| Game | W/L | P/S | T | S | A | Sk | Yds | Int | Yds | Lg | TD | PD | FF | FR | Yds |
|-------------------|------------|------------|----------|----------|----------|------------|------------|----------|----------|----------|----------|----------|----------|----------|----------|
| at JAX 1/14/23 *L | L | 1/0 | 0 | 0 | 0 | 0.0 | 0.0 | 0 | 0 | 0 | 0 | 0 | 0 | 0 | 0 |
| Totals | 0-1 | 1/0 | 0 | 0 | 0 | 0.0 | 0.0 | 0 | 0 | 0 | 0 | 0 | 0 | 0 | 0 |

* Denotes NFC Wild Card Game, ^ Denotes NFC Divisional Round Game

2021 Los Angeles Rams

| Game | W/L | P/S | T | S | A | Sk | Yds | Int | Yds | Lg | TD | PD | FF | FR | Yds |
|---------------|-------------|-------------|-----------|-----------|-----------|------------|------------|----------|----------|----------|----------|----------|----------|----------|----------|
| Chi 9/12 | W | 1/0 | 4 | 3 | 1 | 0.0 | 0.0 | 0 | 0 | 0 | 0 | 0 | 0 | 0 | 0 |
| at Ind 9/19 | W | 1/0 | 4 | 4 | 0 | 0.0 | 0.0 | 1 | 2 | 2 | 0 | 0 | 0 | 0 | 0 |
| TB 9/26 | W | 1/0 | 1 | 1 | 0 | 0.0 | 0.0 | 0 | 0 | 0 | 0 | 0 | 0 | 0 | 0 |
| Ari 10/3 | L | 1/0 | 3 | 1 | 2 | 0.0 | 0.0 | 0 | 0 | 0 | 0 | 0 | 0 | 0 | 0 |
| at Sea 10/7 | W | 1/0 | 3 | 1 | 2 | 0.0 | 0.0 | 1 | 0 | 0 | 0 | 0 | 0 | 0 | 0 |
| at NYG 10/17 | W | 1/0 | 4 | 3 | 1 | 0.0 | 0.0 | 0 | 0 | 0 | 0 | 0 | 0 | 0 | 0 |
| Det 10/24 | W | 1/1 | 8 | 3 | 5 | 0.0 | 0.0 | 0 | 0 | 0 | 0 | 0 | 0 | 0 | 0 |
| at Hou 10/31 | W | 1/1 | 7 | 3 | 4 | 0.0 | 0.0 | 0 | 0 | 0 | 0 | 0 | 0 | 0 | 0 |
| Ten 11/7 | L | 1/1 | 2 | 2 | 0 | 0.0 | 0.0 | 0 | 0 | 0 | 0 | 0 | 0 | 0 | 0 |
| at SF 11/15 | L | 1/1 | 11 | 3 | 8 | 0.0 | 0.0 | 0 | 0 | 0 | 0 | 1 | 0 | 0 | 0 |
| at GB 11/28 | L | 1/1 | 13 | 6 | 7 | 0.0 | 0.0 | 0 | 0 | 0 | 0 | 0 | 0 | 0 | 0 |
| JAX 12/5 | W | 1/1 | 3 | 0 | 3 | 0.0 | 0.0 | 0 | 0 | 0 | 0 | 0 | 0 | 0 | 0 |
| at Ari 12/13 | W | 1/0 | 1 | 1 | 0 | 0.0 | 0.0 | 0 | 0 | 0 | 0 | 0 | 0 | 0 | 0 |
| Sea 12/21 | W | 1/1 | 3 | 1 | 2 | 0.0 | 0.0 | 0 | 0 | 0 | 0 | 0 | 0 | 0 | 0 |
| at Min 12/26 | W | 1/1 | 6 | 6 | 0 | 0.0 | 0.0 | 0 | 0 | 0 | 0 | 1 | 0 | 0 | 0 |
| at Bal 1/2/22 | W | 1/1 | 9 | 6 | 3 | 0.0 | 0.0 | 0 | 0 | 0 | 0 | 0 | 0 | 0 | 0 |
| SF 1/9/22 | L | 1/1 | 8 | 4 | 4 | 0.0 | 0.0 | 0 | 0 | 0 | 0 | 1 | 0 | 0 | 0 |
| Totals | 12-5 | 16/7 | 90 | 48 | 42 | 0.0 | 0.0 | 2 | 2 | 2 | 0 | 3 | 0 | 0 | 0 |

2021 Postseason

| Game | W/L | P/S | T | S | A | Sk | Yds | Int | Yds | Lg | TD | PD | FF | FR | Yds |
|----------------|------------|------------|-----------|----------|----------|------------|------------|----------|----------|----------|----------|----------|----------|----------|----------|
| Ari 1/17/22 | *W | 1/1 | 3 | 1 | 2 | 0.0 | 0.0 | 0 | 0 | 0 | 0 | 0 | 0 | 0 | 0 |
| at TB 1/23/22 | *W | 1/1 | 3 | 1 | 2 | 0.0 | 0.0 | 0 | 0 | 0 | 0 | 0 | 0 | 0 | 0 |
| SF 1/30/22 | W | 1/1 | 8 | 6 | 2 | 0.0 | 0.0 | 0 | 0 | 0 | 0 | 1 | 0 | 0 | 0 |
| at Cin 2/13/22 | W | 1/0 | 2 | 1 | 1 | 0.0 | 0.0 | 0 | 0 | 0 | 0 | 0 | 0 | 0 | 0 |
| Totals | 4-0 | 4/3 | 16 | 9 | 7 | 0.0 | 0.0 | 0 | 0 | 0 | 0 | 1 | 0 | 0 | 0 |

* Denotes NFC Wild Card Game, ^ Denotes NFC Divisional Round Game

2020 Los Angeles Rams

| Game | W/L | P/S | T | S | A | Sk | Yds | Int | Yds | Lg | TD | PD | FF | FR | Yds |
|---------------|------------|-------------|-----------|-----------|-----------|------------|-------------|----------|----------|----------|----------|----------|----------|----------|----------|
| Dal 9/13 | W | 1/0 | 0 | 0 | 0 | 0.0 | 0.0 | 0 | 0 | 0 | 0 | 0 | 0 | 0 | 0 |
| at Phi 9/20 | W | 1/0 | 0 | 0 | 0 | 0.0 | 0.0 | 0 | 0 | 0 | 0 | 0 | 0 | 0 | 0 |
| at Buf 9/27 | L | 1/0 | 0 | 0 | 0 | 0.0 | 0.0 | 0 | 0 | 0 | 0 | 0 | 0 | 0 | 0 |
| NYG 10/4 | W | 1/0 | 3 | 1 | 2 | 0.0 | 0.0 | 0 | 0 | 0 | 0 | 0 | 0 | 0 | 0 |
| at Was 10/11 | W | 1/1 | 10 | 7 | 3 | 3.0 | 12.0 | 0 | 0 | 0 | 0 | 0 | 0 | 0 | 0 |
| at SF 10/18 | L | 1/0 | 0 | 0 | 0 | 0.0 | 0.0 | 0 | 0 | 0 | 0 | 0 | 0 | 0 | 0 |
| Chi 10/26 | W | 1/0 | 0 | 0 | 0 | 0.0 | 0.0 | 0 | 0 | 0 | 0 | 0 | 0 | 0 | 0 |
| at Mia 11/1 | L | 1/0 | 0 | 0 | 0 | 0.0 | 0.0 | 0 | 0 | 0 | 0 | 0 | 0 | 0 | 0 |
| Sea 11/15 | W | 1/0 | 0 | 0 | 0 | 0.0 | 0.0 | 0 | 0 | 0 | 0 | 0 | 0 | 0 | 0 |
| at Ari 12/6 | L | 1/1 | 15 | 12 | 3 | 0.0 | 0.0 | 0 | 0 | 0 | 0 | 0 | 0 | 0 | 0 |
| SF 11/29 | W | 1/1 | 10 | 6 | 4 | 0.0 | 0.0 | 0 | 0 | 0 | 0 | 1 | 0 | 0 | 0 |
| at Ari 12/6 | W | 1/1 | 7 | 4 | 3 | 0.0 | 0.0 | 0 | 0 | 0 | 0 | 0 | 0 | 0 | 0 |
| NE 12/10 | L | 1/1 | 11 | 7 | 4 | 0.0 | 0.0 | 0 | 0 | 0 | 0 | 1 | 0 | 0 | 0 |
| NYJ 12/19 | L | 1/1 | 11 | 6 | 5 | 0.0 | 0.0 | 0 | 0 | 0 | 0 | 0 | 0 | 0 | 0 |
| at Sea 12/27 | L | 1/1 | 11 | 6 | 5 | 0.0 | 0.0 | 0 | 0 | 0 | 0 | 0 | 0 | 0 | 0 |
| Ari 1/3/21 | W | 1/1 | 6 | 4 | 2 | 0.0 | 0.0 | 0 | 0 | 0 | 0 | 0 | 0 | 0 | 0 |
| Totals | 9-6 | 16/7 | 73 | 46 | 27 | 3.0 | 12.0 | 0 | 0 | 0 | 0 | 2 | 0 | 0 | 0 |

2020 Postseason

| Game | W/L | P/S | T | S | A | Sk | Yds | Int | Yds | Lg | TD | PD | FF | FR | Yds |
|------------------|------------|------------|-----------|----------|-----------|------------|------------|----------|----------|----------|----------|----------|----------|----------|----------|
| at Sea 1/9/21 *W | W | 1/1 | 7 | 3 | 4 | 0.0 | 0.0 | 0 | 0 | 0 | 0 | 0 | 0 | 0 | 0 |
| at GB 1/16/21 ^L | L | 1/1 | 13 | 3 | 10 | 0.0 | 0.0 | 0 | 0 | 0 | 0 | 0 | 0 | 1 | 0 |
| Totals | 1-1 | 2/2 | 20 | 6 | 14 | 0.0 | 0.0 | 0 | 0 | 0 | 0 | 0 | 0 | 1 | 0 |

* Denotes NFC Wild Card Game, ^ Denotes NFC Divisional Round Game



2019 Los Angeles Rams

| Game | W/L | P/S | T | S | A | Sk | Yds | Int | Yds | Lg | TD | PD | FF | FR | Yds |
|------------|-----|-----|---|---|---|-----|-----|-----|-----|----|----|----|----|----|-----|
| at Car 9/8 | W | 1/0 | 0 | 0 | 0 | 0.0 | 0.0 | 0 | 0 | 0 | 0 | 0 | 0 | 0 | 0 |
| NO 9/15 | W | 1/0 | 0 | 0 | 0 | 0.0 | | | | | | | | | |



30 Ronnie Rivers



Running Back • Fresno State • Brentwood, CA

Ht./Wt.: 5-9/195

NFL Exp.: 3 (3rd Rams)

GP/GS, (Playoffs): 17/2, (1/0)

Birth Date: 1/31/1999

Acquired: FA'22

Transactions: Placed on Los Angeles Rams injured reserve (10/18/23)...Signed to Rams active roster (11/26/22)...Signed to Rams practice squad (9/15/22)...Waived by Seattle Seahawks (8/28/22)...Signed by Seahawks as a free agent (8/24/22)...Waived by Cardinals (8/14/22)...Signed by the Cardinals as an undrafted rookie free agent (5/2/22).

NFL Career:

- Has appeared in 17 games (two starts) and recorded 41 carries for 150 yards and 10 receptions for 51 yards.
- Despite missing eight games due to injury, he recorded single-season career-highs in carries (32), rushing yards (129), rushing long (10), and rushing first downs (four) in 2023.
- Made his lone start of 2023 in Week 18 and totaled a single-game career-high of 13 carries for 52 rushing yards.
- Recorded nine rushes for 21 yards and five catches for 29 yards in 2021.
- In his lone start against the 49ers, Rivers had eight carries for 21 yards and four catches for 15 yards.
- Made his NFL debut in Week 6 against the Panthers and his first start against the 49ers in Week 8.

College: In his 53 games with the Fresno State Bulldogs, Rivers made 41 starts and left as the record holder in career touchdowns scored (52), rushing touchdowns (40), receiving touchdowns by a running back (12), receiving yards by a running back (1,417) and receptions by a running back (150). He also ranked second in career rushing attempts (672), third in program history with 3,417 career rushing yards, and fourth with 5,208 career all-purpose yards. He finished his senior season with 788 rushing yards on 162 attempts and 34 receptions for 364 yards. He totaled seven touchdowns, five rushing and two receiving, and 1,187 all-purpose yards. He was a preseason All-Mountain West selection, named to the Paul Hornung Award watch list, Maxwell Award watch list, Doak Walker Award watch list, and was a First-Team preseason selection by *Athlon Sports* and Phil Steele. Rivers received an invite to the 2022 NFLPA All-Star game and to the 2022 NFL Scouting Combine. He helped Fresno State to two wins over ranked opponents, both on the road. It was the first time Fresno State defeated two Top 25 opponents in a season for the first time since 2004, and the first time both wins came on the road in the 100-year history of the program. During the 2020 season, Rivers was named First-Team All-Mountain West and was the only Mountain West player to score four touchdowns in a game. He was a Phil Steele All-Mountain West First-Team selection and was named to three national preseason watch lists: Maxwell Award (presented annually to the most outstanding player in college football), Doak Walker Award (celebrates the nation's top running back) and Hornung Award (celebrates the nation's most versatile player). He was named Second-Team All-Mountain West after his junior season and was the Bulldog's leading rusher with 899 yards. He also led the Mountain West with 16 touchdowns. He also had two or more touchdowns in four consecutive games. During his sophomore season, Rivers posted a team-high 10 rushing touchdowns and was the MVP of the Las Vegas Bowl after posting the fourth-most all-purpose yards in school history



with 286 (212 rush/41 punt return/33 receiving) in the Bulldogs' win over Arizona State on Dec. 15. He also rushed for 63 yards on 17 carries and scored the game-winning touchdown in overtime against Boise State in the 2018 Mountain West Championship on Dec. 1. Rivers started 7-of-13 games played during his freshman season, the most starts at running back by a Fresno State true freshman since 1984. He made his collegiate debut and his first start against Incarnate Word in 2017.

Personal: Rivers was one of six finalists for *Cal-Hi Sports'* Mr. Football State Player of the Year as a senior at Freedom High School. He was named the 2016 Bay Valley League's Most Valuable Player, *The Mercury News* East Bay Offensive Player of the Year, the 2016 *MaxPreps* All-NorCal Offensive Player of the Year, and the Prep2Prep All-North Coast Section Player of the Year. As a senior, Rivers rushed for 2,239 yards and scored 33 touchdowns. He posted 100-yard plus rushing performances in 11-of-13 games in 2016 and rushed for a school-record 387 yards and seven touchdowns to lift the unbeaten Freedom Falcons past Antioch 65-28. Rivers' seven rushing touchdowns tied a school record previously held by former Oklahoma running back Joe Mixon (2014-16). He led the BVAL with 38 total touchdowns in 2016 and also threw a touchdown pass and caught two TDs in addition to his 33 rushing scores as a senior. Rivers also returned an interception for a touchdown in a win over Liberty, and returned two kickoffs for scores, including one in the CIF Division 1 NorCal final against St. Mary's-Stockton. He guided Freedom to an 11-2 record in 2016 as well as the Bay Valley league championship with a perfect 5-0 record. Rivers was named the 2016 NCS Open Division Runner Up, the 2016 CIF Nor Cal D1AA Runner Up and was named an Impact Player by Junior Prep Sports Football Classic. Born in Castro Valley, CA., Rivers is the son of Ron and Myla. His father is Fresno State's second-leading rusher (3,473) in school history and played at Fresno State from 1991-93. His sister Malia is also a Bulldog alum who completed her senior softball season at Fresno State in 2017.





Ronnie Rivers, NFL Statistics



Regular Season

| Year | Team | GP/GS | Receiving | | | | | Rushing | | | | |
|---------------|------------------|-------------|-----------|-----------|------------|-----------|----------|-----------|------------|------------|-----------|----------|
| | | | No. | Yards | Avg. | Long | TD | Att. | Yards | Avg. | Long | TD |
| 2022 | Los Angeles Rams | 8/1 | 5 | 29 | 5.8 | 14 | 0 | 9 | 21 | 2.3 | 5 | 0 |
| 2023 | Los Angeles Rams | 9/1 | 5 | 22 | 4.4 | 10 | 0 | 32 | 129 | 4.0 | 10 | 0 |
| Totals | | 17/2 | 10 | 51 | 5.1 | 14 | 0 | 41 | 150 | 3.7 | 10 | 0 |



Ronnie Rivers, Game-By-Game



2023 Los Angeles Rams

| Game | W/L | P/S | Receiving | | | | | Rushing | | | | |
|---------------|------------|------------|-----------|-----------|------------|-----------|----------|-----------|------------|------------|-----------|----------|
| | | | No. | Yards | Avg. | Long | TD | Att. | Yards | Avg. | Long | TD |
| at Sea 9/10 | W | 1/0 | 0 | 0 | 0.0 | 0 | 0 | 0 | 0 | 0.0 | 0 | 0 |
| SF 9/17 | L | 1/0 | 1 | 4 | 4.0 | 4 | 0 | 0 | 0 | 0.0 | 0 | 0 |
| at Cin 9/25 | L | 1/0 | 0 | 0 | 0.0 | 0 | 0 | 0 | 0 | 0.0 | 0 | 0 |
| at Ind 10/1 | W | 1/0 | 2 | 10 | 5.0 | 10 | 0 | 9 | 47 | 5.2 | 9 | 0 |
| Phi 10/8 | L | 1/0 | 0 | 0 | 0.0 | 0 | 1 | 1 | 1.0 | 1 | 0 | |
| Ari 10/15 | W | 1/0 | 1 | 4 | 4.0 | 4 | 0 | 3 | 9 | 3.0 | 6 | 0 |
| Pit 10/22 | | | | | | | | | | | | |
| at Dal 10/29 | | | | | | | | | | | | |
| at GB 11/5 | | | | | | | | | | | | |
| Sea 11/19 | | | | | | | | | | | | |
| at Ari 11/26 | | | | | | | | | | | | |
| Cle 12/3 | | | | | | | | | | | | |
| at Bal 12/10 | | | | | | | | | | | | |
| Was 12/17 | | | | | | | | | | | | |
| NO 12/21 | W | 1/0 | 0 | 0 | 0.0 | 0 | 0 | 6 | 20 | 3.3 | 10 | 0 |
| at NYG 12/31 | W | 1/0 | 1 | 4 | 4.0 | 4 | 0 | 0 | 0 | 0 | 0 | 0 |
| at SF 1/7/24 | W | 1/1 | 0 | 0 | 0.0 | 0 | 0 | 13 | 52 | 4.0 | 10 | 0 |
| Totals | 6-3 | 9/1 | 5 | 22 | 4.4 | 10 | 0 | 32 | 129 | 4.0 | 10 | 0 |

2023 Postseason

| Game | W/L | P/S | Receiving | | | | | Rushing | | | | |
|-----------------|------------|------------|-----------|-----------|-------------|-----------|----------|----------|----------|------------|----------|----------|
| | | | No. | Yards | Avg. | Long | TD | Att. | Yards | Avg. | Long | TD |
| at Det 1/14/24* | L | 1/0 | 3 | 35 | 11.7 | 17 | 0 | 3 | 9 | 3.0 | 7 | 0 |
| Totals | 0-1 | 1/0 | 3 | 35 | 11.7 | 17 | 0 | 3 | 9 | 3.0 | 7 | 0 |

* Denotes Wild Card Round



2022 Los Angeles Rams

| Game | W/L | P/S | Receiving | | | | | Rushing | | | | |
|---------------|-------------|------------|-----------|-----------|------------|-----------|----------|----------|-----------|------------|----------|----------|
| | | | No. | Yards | Avg. | Long | TD | Att. | Yards | Avg. | Long | TD |
| Buf 9/8 | L | | | | | | | | | | | |
| Atl 9/18 | W | | | | | | | | | | | |
| at Ari 9/25 | W | | | | | | | | | | | |
| at SF 10/3 | L | | | | | | | | | | | |
| Dal 10/9 | L | | | | | | | | | | | |
| Car 10/16 | W | 1/0 | 1 | 14 | 14.0 | 14 | 0 | 1 | 0 | 0.0 | 0 | 0 |
| SF 10/30 | L | 1/1 | 4 | 15 | 3.7 | 7 | 0 | 8 | 21 | 2.6 | 5 | 0 |
| at TB 11/6 | L | 1/0 | 0 | 0 | 0 | 0 | 0 | 0 | 0 | 0.0 | 0 | 0 |
| Ari 11/13 | L | | | | | | | | | | | |
| at NO 11/20 | L | | | | | | | | | | | |
| at KC 11/27 | L | 1/0 | 0 | 0 | 0 | 0 | 0 | 0 | 0 | 0.0 | 0 | 0 |
| Sea 12/4 | L | 1/0 | 0 | 0 | 0 | 0 | 0 | 0 | 0 | 0.0 | 0 | 0 |
| LV 12/8 | W | | | | | | | | | | | |
| at GB 12/19 | L | 1/0 | 0 | 0 | 0 | 0 | 0 | 0 | 0 | 0.0 | 0 | 0 |
| Den 12/25 | W | 1/0 | 0 | 0 | 0 | 0 | 0 | 0 | 0 | 0.0 | 0 | 0 |
| at Lac 1/1/23 | L | | | | | | | | | | | |
| at Sea 1/8/23 | L | 1/0 | 0 | 0 | 0 | 0 | 0 | 0 | 0 | 0.0 | 0 | 0 |
| Totals | 5-12 | 8/1 | 5 | 29 | 5.8 | 14 | 0 | 9 | 21 | 2.3 | 5 | 0 |



Ronnie Rivers, Collegiate Statistics



Regular Season

| Year | Team | GP/GS | Receiving | | | | | Rushing | | | | |
|---------------|--------------|--------------|------------|--------------|------------|-----------|-----------|------------|--------------|------------|-----------|-----------|
| | | | No. | Yards | Avg. | Long | TD | Att. | Yards | Avg. | Long | TD |
| 2017 | Fresno State | 13/7 | 20 | 129 | 6.5 | 21 | 1 | 101 | 480 | 4.8 | 30 | 5 |
| 2018 | Fresno State | 11/6 | 26 | 311 | 12.0 | 34 | 3 | 132 | 743 | 5.6 | 76 | 10 |
| 2019 | Fresno State | 12/12 | 43 | 348 | 8.1 | 34 | 3 | 177 | 899 | 5.1 | 55 | 13 |
| 2020 | Fresno State | 6/5 | 27 | 265 | 9.8 | - | 2 | 100 | 507 | 5.7 | - | 7 |
| 2021 | Fresno State | 11/11 | 34 | 364 | 10.7 | 61 | 2 | 162 | 788 | 4.9 | 64 | 5 |
| Totals | | 53/41 | 150 | 1,417 | 9.5 | 61 | 12 | 672 | 3,417 | 5.1 | 76 | 40 |



15 Demarcus Robinson

Wide Receiver • Florida • Fort Valley, GA

Ht./Wt.: 6-1/203

NFL Exp.: 8 (2nd Rams)

GP/GS, (Playoffs): 130/51, (15/8)

Birth Date: 9/21/1994

Acquired: FA-'23

Transactions: Signed by Los Angeles Rams (6/12/23)...Signed by the Baltimore Ravens (8/23/22)...Terminated by the Las Vegas Raiders (8/16/22)...Signed by the Raiders as an unrestricted free agent (3/23/22)...Signed by the Kansas City Chiefs as an unrestricted free agent (3/26/21)...Signed by the Chiefs as an unrestricted free agent (4/8/20)...Drafted by the Chiefs in the fourth round (126th overall) of the 2016 NFL Draft.

NFL Career:

- Has appeared in 130 regular season games (51 starts) and recorded 219 catches for 2,508 yards and 20 touchdowns.
- Has seen action in 15 postseason contests (eight starts) and registered 19 receptions for 313 yards and two touchdowns.
- With a touchdown in Week 16 of the 2023 season, he recorded a touchdown in four consecutive games for the first time in his career.
- With three receptions in Week 14 of the 2023, he eclipsed the 200 catch mark for his career.
- Set a career-high with 48 receptions in 2022 for 458 yards and two touchdowns.
- Tallied career-highs in receiving yards (466) and touchdowns (four) in 2020 with the Chiefs.
- Had a career-best 172 receiving yards and two touchdowns against the Raiders during the 2019 season.
- Set a single-game career best in receptions (nine) for 128 yards against the Panthers in 2022.
- Recorded a streak of eight consecutive games with a reception with the Chiefs in 2027 (Weeks 5-13) and a two streaks of 15 consecutive regular season games with a catch from 2018-19.

College: Robinson played in 13 games (nine starts) at receiver for the Florida Gators as a junior in 2015. He led the team with 48 receptions for 522 yards and two touchdowns. He caught a season-high nine passes for 106 yards in a contest against Vanderbilt and led the team in receptions seven times and receiving yards three times that season. In 2014 as a sophomore, he played in all 12 games (11 starts) and had the best season by a Gator receiver since 2009 after totaling 52 catches for 810 yards and seven touchdowns. Robinson ranked fifth in the SEC averaging 67.5 receiving yards per game and totaled 34 receptions that resulted in a first down or touchdown, including 12 that converted third downs. He had a team-high 31 catches of 10-or-more yards, along with 10 of 20-or-more yards. He posted four games with over 100 yards receiving and led the Gators in receiving yards seven times that season. He was named Third-Team All-SEC by Phil Steele and was named the Offensive Player of the Game against Kentucky after tying the school record for receptions in a game (15) and racking up 216 yards, the fourth-most in school history, to go along with two touchdowns. He became just the second player in school history to have 200 yards receiving against a conference opponent. As a freshman in 2013, Robinson appeared in seven games and had five catches for 23 yards.



Personal: Robinson led his high school team to the quarterfinals of the 2012 GHSA Class AAA State Football Championship and was named the 2012 Class AAA All-State Team. He also played in the U.S. Army All-American Bowl and had more than 1,000 receiving yards on 53 catches to go along with 15 touchdowns as a senior. Robinson was named the top wide receiver at the Atlanta MVP Camp and is the nephew of former NFL receiver Marcus Robinson, who played for the Chicago Bears, Baltimore Ravens and Minnesota Vikings. He chose to attend Florida over Clemson and South Carolina. Robinson also played basketball in high school.





Demarcus Robinson, NFL Statistics



Regular Season

| Year | Team | G/S | No. | Receiving | | | | Att. | Rushing | | | |
|---------------|--------------------|---------------|------------|--------------|-------------|-----------|-----------|----------|-----------|-------------|-----------|----------|
| | | | | Yards | Avg. | Long | TD | | Yards | Avg. | Long | TD |
| 2016 | Kansas City Chiefs | 16/0 | 0 | 0 | 0.0 | 0 | 0 | 0 | 0 | 0.0 | 0 | 0 |
| 2017 | Kansas City Chiefs | 16/8 | 21 | 212 | 10.1 | 33 | 0 | 0 | 0 | 0.0 | 0 | 0 |
| 2018 | Kansas City Chiefs | 16/5 | 22 | 288 | 13.1 | 89 | 4 | 0 | 0 | 0.0 | 0 | 0 |
| 2019 | Kansas City Chiefs | 16/10 | 32 | 449 | 14.0 | 44 | 4 | 0 | 0 | 0.0 | 0 | 0 |
| 2020 | Kansas City Chiefs | 16/9 | 45 | 466 | 10.4 | 28 | 3 | 0 | 0 | 0.0 | 0 | 0 |
| 2021 | Kansas City Chiefs | 17/10 | 25 | 264 | 10.6 | 33 | 3 | 0 | 0 | 0.0 | 0 | 0 |
| 2022 | Baltimore Ravens | 17/5 | 48 | 458 | 9.5 | 31 | 2 | 0 | 0 | 0.0 | 0 | 0 |
| 2023 | Los Angeles Rams | 16/4 | 26 | 371 | 14.3 | 37 | 4 | 1 | 23 | 23.0 | 23 | 0 |
| Totals | | 130/51 | 219 | 2,508 | 11.5 | 89 | 20 | 1 | 23 | 23.0 | 23 | 0 |

Postseason

| Year | Team | G/S | No. | Receiving | | | | Att. | Rushing | | | |
|---------------|--------------------|-------------|-----------|------------|-------------|-----------|----------|----------|----------|------------|----------|----------|
| | | | | Yards | Avg. | Long | TD | | Yards | Avg. | Long | TD |
| 2016 | Kansas City Chiefs | 1/0 | 0 | 0 | 0.0 | 0 | 0 | 0 | 0 | 0.0 | 0 | 0 |
| 2017 | Kansas City Chiefs | 1/1 | 4 | 57 | 14.3 | 15 | 1 | 0 | 0 | 0.0 | 0 | 0 |
| 2018 | Kansas City Chiefs | 2/0 | 1 | 27 | 27.0 | 27 | 0 | 0 | 0 | 0.0 | 0 | 0 |
| 2019 | Kansas City Chiefs | 3/1 | 3 | 35 | 11.7 | 24 | 0 | 0 | 0 | 0.0 | 0 | 0 |
| 2020 | Kansas City Chiefs | 3/2 | 2 | 25 | 12.5 | 14 | 0 | 0 | 0 | 0.0 | 0 | 0 |
| 2021 | Kansas City Chiefs | 3/2 | 4 | 76 | 19.0 | 29 | 0 | 0 | 0 | 0.0 | 0 | 0 |
| 2022 | Baltimore Ravens | 1/0 | 2 | 49 | 24.5 | 41 | 1 | 0 | 0 | 0.0 | 0 | 0 |
| 2023 | Los Angeles Rams | 1/1 | 3 | 44 | 14.7 | 19 | 0 | 0 | 0 | 0.0 | 0 | 0 |
| Totals | | 15/8 | 19 | 313 | 16.5 | 41 | 2 | 0 | 0 | 0.0 | 0 | 0 |





Demarcus Robinson, Game-By-Game



2023 Los Angeles Rams

| Game | W/L | P/S | Receiving | | | | Rushing | | | | TD | |
|---------------|-------------|-------------|-----------|------------|-------------|-----------|----------|----------|-----------|-------------|-----------|----------|
| | | | No. | Yards | Avg. | Long | Att. | Yards | Avg. | Long | | |
| at Sea 9/10 | W | 1/0 | 0 | 0 | 0.0 | 0 | 0 | 0 | 0.0 | 0 | 0 | |
| SF 9/17 | L | 1/0 | 0 | 0 | 0.0 | 0 | 0 | 0 | 0.0 | 0 | 0 | |
| at Cin 9/25 | L | 1/0 | 0 | 0 | 0.0 | 0 | 0 | 0 | 0.0 | 0 | 0 | |
| at Ind 10/1 | W | 1/0 | 0 | 0 | 0.0 | 0 | 0 | 0 | 0.0 | 0 | 0 | |
| Phi 10/8 | L | 1/0 | 0 | 0 | 0.0 | 0 | 0 | 0 | 0.0 | 0 | 0 | |
| Ari 10/15 | W | 1/0 | 0 | 0 | 0.0 | 0 | 0 | 0 | 0.0 | 0 | 0 | |
| Pit 10/22 | L | 1/0 | 0 | 0 | 0.0 | 0 | 0 | 0 | 0.0 | 0 | 0 | |
| at Dal 10/29 | L | 1/0 | 0 | 0 | 0.0 | 0 | 0 | 0 | 0.0 | 0 | 0 | |
| at GB 11/5 | L | 1/0 | 1 | 15 | 15.0 | 15 | 0 | 0 | 0.0 | 0 | 0 | |
| Sea 11/19 | W | 1/0 | 2 | 24 | 12.0 | 23 | 0 | 0 | 0.0 | 0 | 0 | |
| at Ari 11/26 | W | 1/0 | 2 | 13 | 6.5 | 7 | 0 | 0 | 0.0 | 0 | 0 | |
| Cle 12/3 | W | 1/0 | 4 | 55 | 13.8 | 30 | 1 | 0 | 0.0 | 0 | 0 | |
| at Bal 12/10 | L | 1/0 | 3 | 46 | 15.3 | 22 | 1 | 0 | 0.0 | 0 | 0 | |
| Was 12/17 | W | 1/1 | 2 | 44 | 22.0 | 23 | 1 | 1 | 23 | 23.0 | 23 | |
| NO 12/21 | W | 1/1 | 6 | 82 | 13.7 | 32 | 1 | 0 | 0.0 | 0 | 0 | |
| at NYG 12/31 | W | 1/1 | 6 | 92 | 15.3 | 37 | 0 | 0 | 0.0 | 0 | 0 | |
| at SF 1/7/24 | W | 1/1 | 0 | 0 | 0.0 | 0 | 0 | 0 | 0.0 | 0 | 0 | |
| Totals | 10-7 | 16/4 | 26 | 371 | 14.3 | 37 | 4 | 1 | 23 | 23.0 | 23 | 0 |

2023 Postseason

| Game | W/L | P/S | Receiving | | | | Rushing | | | | TD |
|-----------------|------------|------------|-----------|-----------|-------------|-----------|----------|----------|------------|----------|----------|
| | | | No. | Yards | Avg. | Long | Att. | Yards | Avg. | Long | |
| at Det 1/14/24* | L | 1/1 | 3 | 44 | 14.7 | 19 | 0 | 0 | 0.0 | 0 | 0 |
| Totals | 0-1 | 1/1 | 3 | 44 | 14.7 | 19 | 0 | 0 | 0.0 | 0 | 0 |

* Denotes Wild Card Round



2022 Baltimore Ravens

| Game | W/L | P/S | Receiving | | | | Rushing | | | | TD |
|---------------|-------------|-------------|-----------|------------|------------|-----------|----------|----------|------------|----------|----------|
| | | | No. | Yards | Avg. | Long | Att. | Yards | Avg. | Long | |
| at NYJ 9/11 | W | 1/0 | 2 | 19 | 9.5 | 11 | 0 | 0 | 0.0 | 0 | 0 |
| Mia 9/18 | L | 1/0 | 1 | 12 | 12.0 | 12 | 1 | 0 | 0.0 | 0 | 0 |
| at NE 9/25 | W | 1/0 | 0 | 0 | 0.0 | 0 | 0 | 0 | 0.0 | 0 | 0 |
| Buf 10/2 | L | 1/0 | 2 | 10 | 5.0 | 7 | 0 | 0 | 0.0 | 0 | 0 |
| Cin 10/9 | W | 1/0 | 1 | 8 | 8.0 | 8 | 0 | 0 | 0.0 | 0 | 0 |
| at NYG 10/16 | L | 1/1 | 3 | 27 | 9.0 | 15 | 0 | 0 | 0.0 | 0 | 0 |
| Cle 10/23 | W | 1/0 | 0 | 0 | 0.0 | 0 | 0 | 0 | 0.0 | 0 | 0 |
| at TB 10/27 | W | 1/0 | 6 | 64 | 10.7 | 16 | 0 | 0 | 0.0 | 0 | 0 |
| at NO 11/7 | W | 1/0 | 1 | 12 | 12.0 | 12 | 0 | 0 | 0.0 | 0 | 0 |
| Car 11/20 | W | 1/1 | 9 | 128 | 14.2 | 31 | 0 | 0 | 0.0 | 0 | 0 |
| at Jax 11/27 | L | 1/1 | 1 | 17 | 17.0 | 17 | 0 | 0 | 0.0 | 0 | 0 |
| Den 12/4 | W | 1/0 | 7 | 41 | 5.9 | 10 | 0 | 0 | 0.0 | 0 | 0 |
| at Pit 12/11 | W | 1/0 | 5 | 52 | 10.4 | 23 | 0 | 0 | 0.0 | 0 | 0 |
| at Cle 12/17 | L | 1/1 | 6 | 29 | 4.8 | 14 | 0 | 0 | 0.0 | 0 | 0 |
| Atl 12/24 | W | 1/0 | 1 | 6 | 6.0 | 6 | 1 | 0 | 0.0 | 0 | 0 |
| Pit 1/1/23 | L | 1/0 | 1 | 9 | 9.0 | 9 | 0 | 0 | 0.0 | 0 | 0 |
| at Cin 1/8/23 | L | 1/1 | 2 | 24 | 12.0 | 13 | 0 | 0 | 0.0 | 0 | 0 |
| Totals | 10-7 | 17/5 | 48 | 458 | 9.5 | 31 | 2 | 0 | 0.0 | 0 | 0 |

2021 Postseason

| Game | W/L | P/S | Receiving | | | | Rushing | | | | TD |
|------------------|------------|------------|-----------|-----------|-------------|-----------|----------|----------|------------|----------|----------|
| | | | No. | Yards | Avg. | Long | Att. | Yards | Avg. | Long | |
| at Cin 1/15/23 * | L | 1/0 | 2 | 49 | 24.5 | 41 | 0 | 0 | 0.0 | 0 | 0 |
| Totals | 0-1 | 1/0 | 2 | 49 | 24.5 | 41 | 0 | 0 | 0.0 | 0 | 0 |

* Denotes AFC Wild Card Game

2021 Kansas City Chiefs

| Game | W/L | P/S | Receiving | | | | Rushing | | | | TD |
|---------------|-------------|--------------|-----------|------------|-------------|-----------|----------|----------|------------|----------|----------|
| | | | No. | Yards | Avg. | Long | Att. | Yards | Avg. | Long | |
| Cle 9/12 | W | 1/1 | 1 | 9 | 9.0 | 9 | 0 | 0 | 0.0 | 0 | 0 |
| at Bal 9/19 | L | 1/1 | 3 | 46 | 15.3 | 33 | 1 | 0 | 0.0 | 0 | 0 |
| LAC 9/26 | L | 1/1 | 2 | 17 | 8.5 | 11 | 0 | 0 | 0.0 | 0 | 0 |
| at Phi 10/3 | W | 1/1 | 0 | 0 | 0.0 | 0 | 0 | 0 | 0.0 | 0 | 0 |
| Buf 10/10 | L | 1/1 | 1 | 8 | 8.0 | 8 | 0 | 0 | 0.0 | 0 | 0 |
| at Was 10/17 | W | 1/1 | 3 | 46 | 15.3 | 24 | 1 | 0 | 0.0 | 0 | 0 |
| at Ten 10/24 | L | 1/0 | 1 | 7 | 7.0 | 7 | 0 | 0 | 0.0 | 0 | 0 |
| NYG 11/1 | W | 1/1 | 1 | 18 | 18.0 | 18 | 0 | 0 | 0.0 | 0 | 0 |
| GB 11/7 | W | 1/0 | 1 | 2 | 2.0 | 2 | 0 | 0 | 0.0 | 0 | 0 |
| at LV 11/14 | W | 1/0 | 3 | 23 | 7.7 | 13 | 0 | 0 | 0.0 | 0 | 0 |
| Dal 11/21 | W | 1/0 | 0 | 0 | 0.0 | 0 | 0 | 0 | 0.0 | 0 | 0 |
| Den 12/5 | W | 1/0 | 2 | 21 | 10.5 | 12 | 0 | 0 | 0.0 | 0 | 0 |
| LV 12/12 | W | 1/0 | 0 | 0 | 0.0 | 0 | 0 | 0 | 0.0 | 0 | 0 |
| at LAC 12/16 | W | 1/1 | 0 | 0 | 0.0 | 0 | 0 | 0 | 0.0 | 0 | 0 |
| Pit 12/26 | W | 1/1 | 2 | 15 | 7.5 | 9 | 0 | 0 | 0.0 | 0 | 0 |
| at Cin 1/2/22 | L | 1/1 | 2 | 33 | 16.5 | 29 | 1 | 0 | 0.0 | 0 | 0 |
| at Den 1/8/22 | W | 1/0 | 3 | 19 | 6.3 | 11 | 0 | 0 | 0.0 | 0 | 0 |
| Totals | 12-5 | 17/10 | 25 | 264 | 10.6 | 33 | 3 | 0 | 0.0 | 0 | 0 |

2021 Postseason

| Game | W/L | P/S | Receiving | | | | Rushing | | | | TD |
|---------------|------------|------------|-----------|-----------|-------------|-----------|----------|----------|------------|----------|----------|
| | | | No. | Yards | Avg. | Long | Att. | Yards | Avg. | Long | |
| Pit 1/16/22 * | W | 1/0 | 4 | 76 | 19.0 | 29 | 0 | 0 | 0.0 | 0 | 0 |
| Buf 1/23/22^ | W | 1/1 | 0 | 0 | 0.0 | 0 | 0 | 0 | 0.0 | 0 | 0 |
| Cin 1/30/22 ~ | L | 1/1 | 0 | 0 | 0.0 | 0 | 0 | 0 | 0.0 | 0 | 0 |
| Totals | 2-1 | 3/2 | 4 | 76 | 19.0 | 29 | 0 | 0 | 0.0 | 0 | 0 |

* Denotes AFC Wild Card Game, ^ Denotes AFC Divisional Round, ~ Denotes AFC Championship

2020 Kansas City Chiefs

| Game | W/L | P/S | Receiving | | | | Rushing | | | | TD |
|---------------|-------------|-------------|-----------|------------|-------------|-----------|----------|----------|------------|----------|----------|
| | | | No. | Yards | Avg. | Long | Att. | Yards | Avg. | Long | |
| Hou 9/10 | W | 1/1 | 3 | 20 | 6.7 | 9 | 0 | 0 | 0.0 | 0 | 0 |
| at LAC 9/20 | W | 1/0 | 3 | 28 | 9.3 | 14 | 0 | 0 | 0.0 | 0 | 0 |
| at Bal 9/28 | W | 1/0 | 0 | 0 | 0.0 | 0 | 0 | 0 | 0.0 | 0 | 0 |
| NE 10/5 | W | 1/0 | 0 | 0 | 0.0 | 0 | 0 | 0 | 0.0 | 0 | 0 |
| LV 10/11 | L | 1/0 | 2 | 2 | 1.0 | 3 | 0 | 0 | 0.0 | 0 | 0 |
| at Buf 10/19 | W | 1/1 | 5 | 69 | 13.8 | 22 | 0 | 0 | 0.0 | 0 | 0 |
| at Den 10/25 | W | 1/1 | 1 | 4 | 4.0 | 4 | 0 | 0 | 0.0 | 0 | 0 |
| NYJ 11/1 | W | 1/1 | 4 | 63 | 15.8 | 26 | 1 | 0 | 0.0 | 0 | 0 |
| Car 11/8 | W | 1/1 | 3 | 34 | 11.3 | 28 | 1 | 0 | 0.0 | 0 | 0 |
| at LV 11/22 | W | 1/1 | 6 | 44 | 7.3 | 17 | 0 | 0 | 0.0 | 0 | 0 |
| at TB 11/29 | W | 1/1 | 5 | 36 | 7.2 | 13 | 0 | 0 | 0.0 | 0 | 0 |
| Den 12/6 | W | 1/1 | 2 | 39 | 19.5 | 20 | 0 | 0 | 0.0 | 0 | 0 |
| at Mia 12/13 | W | 1/0 | 1 | 13 | 13.0 | 13 | 0 | 0 | 0.0 | 0 | 0 |
| at NO 12/20 | W | 1/0 | 2 | 27 | 13.5 | 23 | 0 | 0 | 0.0 | 0 | 0 |
| Atl 12/27 | W | 1/0 | 2 | 29 | 14.5 | 25 | 1 | 0 | 0.0 | 0 | 0 |
| LAC 1/3/21 | L | 1/1 | 6 | 58 | 9.7 | 12 | 0 | 0 | 0.0 | 0 | 0 |
| Totals | 14-2 | 16/9 | 45 | 466 | 10.4 | 28 | 3 | 0 | 0.0 | 0 | 0 |

| Game | W/L | P/S | Receiving | | | | Rushing | | | | TD |
|---------------|------------|------------|-----------|-----------|-------------|-----------|----------|----------|------------|----------|----------|
| | | | No. | Yards | Avg. | Long | Att. | Yards | Avg. | Long | |
| Cle 1/17/21* | W | 1/0 | 1 | 14 | 14.0 | 14 | 0 | 0 | 0.0 | 0 | 0 |
| Buf 1/24/21^ | W | 1/1 | 0 | 0 | 0.0 | 0 | 0 | 0 | 0.0 | 0 | 0 |
| at TB 2/7/21+ | L | 1/1 | 1 | 11 | 11.0 | 11 | 0 | 0 | 0.0 | 0 | 0 |
| Totals | 2-1 | 3/2 | 2 | 25 | 12.5 | 14 | 0 | 0 | 0.0 | 0 | 0 |

^ Denotes NFC Divisional Round, ~ Denotes NFC Championship, + Denotes Super Bowl

2019 Los Angeles Rams

| Game | W/L | P/S | Receiving | | | | Rushing | | | | TD |
|---------------|-------------|--------------|-----------|------------|-------------|-----------|----------|----------|------------|----------|----------|
| | | | No. | Yards | Avg. | Long | Att. | Yards | Avg. | Long | |
| at Jax 9/8 | W | 1/1 | 0 | 0 | 0.0 | 0 | 0 | 0 | 0.0 | 0 | 0 |
| at Oak 9/15 | W | 1/0 | 6 | 172 | 28.7 | 44 | 2 | 0 | 0.0 | 0 | 0 |
| Bal 9/22 | W | 1/1 | 3 | 43 | 14.3 | 18 | 1 | 0 | 0.0 | 0 | 0 |
| at Det 9/29 | W | 1/1 | 4 | 35 | 8.8 | 15 | 0 | 0 | 0.0 | 0 | 0 |
| Ind 10/6 | L | 1/1 | 3 | 31 | 10.3 | 14 | 0 | 0 | 0.0 | 0 | 0 |
| Hou 10/13 | L | 1/1 | 0 | 0 | 0.0 | 0 | 0 | 0 | 0.0 | 0 | 0 |
| at Den 10/17 | W | 1/0 | 3 | 31 | 10.3 | 16 | 0 | 0 | 0.0 | 0 | 0 |
| GB 10/27 | L | 1/1 | 2 | 6 | 3.0 | 4 | 0 | 0 | 0.0 | 0 | 0 |
| Min 11/3 | W | 1/0 | 1 | 5 | 5.0 | 5 | 0 | 0 | 0.0 | 0 | 0 |
| at Ten 11/10 | L | 1/1 | 4 | 56 | 14.0 | 23 | 0 | 0 | 0.0 | 0 | 0 |
| at LAC 11/18 | W | 1/0 | 0 | 0 | 0.0 | 0 | 0 | 0 | 0.0 | 0 | 0 |
| Oak 12/1 | W | 1/1 | 0 | 0 | 0.0 | 0 | 0 | 0 | 0.0 | 0 | 0 |
| at NE 12/8 | W | 1/1 | 1 | 12 | 12.0 | 12 | 0 | 0 | 0.0 | 0 | 0 |
| Den 12/15 | W | 1/1 | 2 | 21 | 10.5 | 13 | 0 | 0 | 0.0 | 0 | 0 |
| at Chi 12/22 | W | 1/0 | 1 | 13 | 13.0 | 13 | 0 | 0 | 0.0 | 0 | 0 |
| LAC 12/29 | W | 1/0 | 1 | 24 | 24.0 | 24 | 1 | 0 | 0.0 | 0 | 0 |
| Totals | 12-4 | 16/10 | 32 | 449 | 14.0 | 44 | 4 | 0 | 0.0 | 0 | 0 |

| Game | W/L | P/S | Receiving | | | | Rushing | | | | TD |
|--------------|-----|-----|-----------|-------|------|------|---------|-------|------|------|----|
| | | | No. | Yards | Avg. | Long | Att. | Yards | Avg. | Long | |
| Hou 1/12/20* | W | 1/1 | 1 | 4 | 4.0 | 4 | 0 | 0 | 0.0 | 0 | 0 |
| Ten 1/19/20^ | W | 1/1 | 2 | 31 | 15.5 | 24 | 0 | 0 | 0.0 | 0 | 0 |
| SF 2/2/20+ | W | 1/0 | 0 | 0 | 0.0 | 0 | 0 | 0 | 0.0 | 0 | 0 |



Demarcus Robinson, Game-By-Game



2017 Kansas City Chiefs

| Game | W/L | P/S | Receiving | | | | | Rushing | | | | |
|---------------|-------------|-------------|-----------|------------|-------------|-----------|----------|----------|----------|------------|----------|----------|
| | | | No. | Yards | Avg. | Long | TD | Att. | Yards | Avg. | Long | TD |
| at NE 9/7 | W | 1/0 | 0 | 0 | 0.0 | 0 | 0 | 0 | 0 | 0.0 | 0 | 0 |
| Phi 9/17 | W | 1/0 | 0 | 0 | 0.0 | 0 | 0 | 0 | 0 | 0.0 | 0 | 0 |
| at LAC 9/21 | W | 1/0 | 2 | 9 | 4.5 | 7 | 0 | 0 | 0 | 0.0 | 0 | 0 |
| Was 10/2 | W | 1/0 | 0 | 0 | 0.0 | 0 | 0 | 0 | 0 | 0.0 | 0 | 0 |
| at Hou 10/8 | W | 1/0 | 1 | 16 | 16.0 | 16 | 0 | 0 | 0 | 0.0 | 0 | 0 |
| Pit 10/15 | L | 1/1 | 1 | 16 | 16.0 | 16 | 0 | 0 | 0 | 0.0 | 0 | 0 |
| at Oak 10/19 | L | 1/1 | 5 | 69 | 13.8 | 33 | 0 | 0 | 0 | 0.0 | 0 | 0 |
| Den 10/30 | W | 1/0 | 1 | 5 | 5.0 | 5 | 0 | 0 | 0 | 0.0 | 0 | 0 |
| at Dal 11/5 | L | 1/1 | 2 | 18 | 9.0 | 10 | 0 | 0 | 0 | 0.0 | 0 | 0 |
| at NYG 11/19 | L | 1/1 | 1 | 7 | 7.0 | 7 | 0 | 0 | 0 | 0.0 | 0 | 0 |
| Buf 11/26 | L | 1/1 | 2 | 24 | 12.0 | 15 | 0 | 0 | 0 | 0.0 | 0 | 0 |
| at NYJ 12/3 | L | 1/1 | 2 | 17 | 8.5 | 10 | 0 | 0 | 0 | 0.0 | 0 | 0 |
| Oak 12/10 | W | 1/0 | 0 | 0 | 0.0 | 0 | 0 | 0 | 0 | 0.0 | 0 | 0 |
| LAC 12/16 | W | 1/0 | 0 | 0 | 0.0 | 0 | 0 | 0 | 0 | 0.0 | 0 | 0 |
| Mia 12/24 | W | 1/1 | 0 | 0 | 0.0 | 0 | 0 | 0 | 0 | 0.0 | 0 | 0 |
| at Den 12/31 | W | 1/1 | 4 | 31 | 7.8 | 12 | 0 | 0 | 0 | 0.0 | 0 | 0 |
| Totals | 10-6 | 16/8 | 21 | 212 | 10.1 | 33 | 0 | 0 | 0 | 0.0 | 0 | 0 |

2017 Postseason

| Game | W/L | P/S | Receiving | | | | | Rushing | | | | |
|---------------|------------|------------|-----------|-----------|-------------|-----------|----------|----------|----------|------------|----------|----------|
| | | | No. | Yards | Avg. | Long | TD | Att. | Yards | Avg. | Long | TD |
| Ten 1/6/18 * | L | 1/1 | 4 | 57 | 14.3 | 15 | 0 | 0 | 0 | 0.0 | 0 | 0 |
| Totals | 0-1 | 1/1 | 4 | 57 | 14.3 | 15 | 0 | 0 | 0 | 0.0 | 0 | 0 |

* Denotes NFC Wild Card Game



2016 Kansas City Chiefs

| Game | W/L | P/S | Receiving | | | | | Rushing | | | | |
|---------------|-------------|-------------|-----------|----------|------------|----------|----------|----------|----------|------------|----------|----------|
| | | | No. | Yards | Avg. | Long | TD | Att. | Yards | Avg. | Long | TD |
| SD 9/11 | W | 1/0 | 0 | 0 | 0.0 | 0 | 0 | 0 | 0 | 0.0 | 0 | 0 |
| at Hou 9/18 | L | 1/0 | 0 | 0 | 0.0 | 0 | 0 | 0 | 0 | 0.0 | 0 | 0 |
| NYJ 9/25 | W | 1/0 | 0 | 0 | 0.0 | 0 | 0 | 0 | 0 | 0.0 | 0 | 0 |
| at Pit 10/2 | L | 1/0 | 0 | 0 | 0.0 | 0 | 0 | 0 | 0 | 0.0 | 0 | 0 |
| at Oak 10/16 | W | 1/0 | 0 | 0 | 0.0 | 0 | 0 | 0 | 0 | 0.0 | 0 | 0 |
| NO 10/23 | W | 1/0 | 0 | 0 | 0.0 | 0 | 0 | 0 | 0 | 0.0 | 0 | 0 |
| at Ind 10/30 | L | 1/0 | 0 | 0 | 0.0 | 0 | 0 | 0 | 0 | 0.0 | 0 | 0 |
| Jax 11/6 | W | 1/0 | 0 | 0 | 0.0 | 0 | 0 | 0 | 0 | 0.0 | 0 | 0 |
| at Car 11/13 | W | 1/0 | 0 | 0 | 0.0 | 0 | 0 | 0 | 0 | 0.0 | 0 | 0 |
| TB 11/20 | L | 1/0 | 0 | 0 | 0.0 | 0 | 0 | 0 | 0 | 0.0 | 0 | 0 |
| at Den 11/27 | W | 1/0 | 0 | 0 | 0.0 | 0 | 0 | 0 | 0 | 0.0 | 0 | 0 |
| at Atl 12/4 | W | 1/0 | 0 | 0 | 0.0 | 0 | 0 | 0 | 0 | 0.0 | 0 | 0 |
| Oak 12/8 | W | 1/0 | 0 | 0 | 0.0 | 0 | 0 | 0 | 0 | 0.0 | 0 | 0 |
| Ten 12/18 | L | 1/0 | 0 | 0 | 0.0 | 0 | 0 | 0 | 0 | 0.0 | 0 | 0 |
| Den 12/25 | W | 1/0 | 0 | 0 | 0.0 | 0 | 0 | 0 | 0 | 0.0 | 0 | 0 |
| at SD 1/1/17 | W | 1/0 | 0 | 0 | 0.0 | 0 | 0 | 0 | 0 | 0.0 | 0 | 0 |
| Totals | 11-5 | 16/0 | 0 | 0 | 0.0 | 0 | 0 | 0 | 0 | 0.0 | 0 | 0 |

2016 Postseason

| Game | W/L | P/S | Receiving | | | | | Rushing | | | | |
|---------------|------------|------------|-----------|----------|------------|----------|----------|----------|----------|------------|----------|----------|
| | | | No. | Yards | Avg. | Long | TD | Att. | Yards | Avg. | Long | TD |
| Pit 1/15/17 * | L | 1/0 | 0 | 0 | 0.0 | 0 | 0 | 0 | 0 | 0.0 | 0 | 0 |
| Totals | 0-1 | 1/0 | 0 | 0 | 0.0 | 0 | 0 | 0 | 0 | 0.0 | 0 | 0 |

* Denotes NFC Wild Card Game

2018 Kansas City Chiefs

| Game | W/L | P/S | Receiving | | | | | Rushing | | | | |
|---------------|-------------|-------------|-----------|------------|-------------|-----------|----------|----------|----------|------------|----------|----------|
| | | | No. | Yards | Avg. | Long | TD | Att. | Yards | Avg. | Long | TD |
| at LAC 9/0 | W | 1/0 | 0 | 0 | 0.0 | 0 | 0 | 0 | 0 | 0.0 | 0 | 0 |
| at Pit 9/16 | W | 1/0 | 1 | 3 | 3.0 | 3 | 1 | 0 | 0 | 0.0 | 0 | 0 |
| SF 9/23 | W | 1/0 | 0 | 0 | 0.0 | 0 | 0 | 0 | 0 | 0.0 | 0 | 0 |
| at Den 10/1 | W | 1/0 | 2 | 31 | 15.5 | 23 | 0 | 0 | 0 | 0.0 | 0 | 0 |
| Jax 10/7 | W | 1/0 | 0 | 0 | 0.0 | 0 | 0 | 0 | 0 | 0.0 | 0 | 0 |
| at NE 10/14 | L | 1/0 | 0 | 0 | 0.0 | 0 | 0 | 0 | 0 | 0.0 | 0 | 0 |
| Cin 10/21 | W | 1/0 | 2 | 13 | 6.5 | 9 | 0 | 0 | 0 | 0.0 | 0 | 0 |
| Den 10/28 | W | 1/0 | 1 | 1 | 1.0 | 1 | 0 | 0 | 0 | 0.0 | 0 | 0 |
| at Cle 11/4 | W | 1/0 | 1 | 3 | 3.0 | 3 | 0 | 0 | 0 | 0.0 | 0 | 0 |
| Ari 11/11 | W | 1/1 | 3 | 30 | 10.0 | 38 | 1 | 0 | 0 | 0.0 | 0 | 0 |
| at LA 11/19 | L | 1/0 | 1 | 14 | 14.0 | 14 | 0 | 0 | 0 | 0.0 | 0 | 0 |
| at Oak 12/2 | W | 1/1 | 1 | 38 | 38.0 | 38 | 0 | 0 | 0 | 0.0 | 0 | 0 |
| Bal 12/9 | W | 1/0 | 5 | 42 | 8.4 | 17 | 0 | 0 | 0 | 0.0 | 0 | 0 |
| LAC 12/13 | L | 1/1 | 2 | 7 | 3.5 | 5 | 1 | 0 | 0 | 0.0 | 0 | 0 |
| at Sea 12/23 | L | 1/1 | 2 | 17 | 8.5 | 11 | 1 | 0 | 0 | 0.0 | 0 | 0 |
| Oak 12/30 | W | 1/1 | 1 | 89 | 89.0 | 89 | 1 | 0 | 0 | 0.0 | 0 | 0 |
| Totals | 12-4 | 16/5 | 22 | 288 | 13.1 | 89 | 4 | 0 | 0 | 0.0 | 0 | 0 |

2018 Postseason

| Game | W/L | P/S | Receiving | | | | | Rushing | | | | |
|---------------|------------|------------|-----------|-----------|-------------|-----------|----------|----------|----------|------------|----------|----------|
| | | | No. | Yards | Avg. | Long | TD | Att. | Yards | Avg. | Long | TD |
| Ind 1/12/19 * | W | 1/0 | 0 | 0 | 0.0 | 0 | 0 | 0 | 0 | 0.0 | 0 | 0 |
| NE 1/20/19 ^ | L | 1/0 | 1 | 27 | 27.0 | 27 | 0 | 0 | 0 | 0.0 | 0 | 0 |
| Totals | 1-1 | 2/0 | 1 | 27 | 27.0 | 27 | 0 | 0 | 0 | 0.0 | 0 | 0 |

* Denotes NFC Divisional Playoff Game, ^ Denotes NFC Championship Game





56 Christian Rozeboom



Linebacker • South Dakota State • Sioux Center, IA

Ht./Wt.: 6-2/230

NFL Exp.: 4 (4th Rams)

GP/GS, (Playoffs): 44/5, (5/1)

Birth Date: 1/30/1997

Acquired: FA- '21

Transactions: Re-signed with Los Angeles Rams (3/21/24)... Signed an exclusive rights contract with Rams (4/17/23)... Signed with the Rams off the Kansas City Chiefs practice squad (11/2/21)... Signed with Chiefs (9/1/21)... Cut by Rams (8/31/21)... Signed reserves/futures contract with Rams (1/18/21)... Signed to Rams practice squad (9/6/22)... Cut by Rams (9/5/20)... Signed by the Rams as an undrafted free agent (4/26/20).

NFL Career:

- Has played in 44 career regular season games (five starts) and totaled 78 tackles (48 solo), one interception, four pressures, four passes defended, two pass breakups, two hurries, two tackles for loss, and two quarterback hits.
- Made his first career start in Week 1 of the 2023 season against the Seattle Seahawks.
- Recorded his first career interception in Week 6 of the 2023 season against the Arizona Cardinals along with his first pass defended.
- Tallied five-plus tackles for five consecutive games (Week 1- Week 5) for the first time of his career during the 2023 season.
- Recorded his first career defensive snap in Week 14 of the 2022 season against the Raiders and first defensive tackle in Week 16 against the Broncos. Has one tackle in 27 defensive snaps.
- Appeared in 10 regular season games on defense for both the Chiefs and Rams, including all four playoff games with the Rams in 2021. Over that stretch, he registered four tackles (all solo) and all on special teams.

All-America First Team, and *The Associated Press* All-America Second-Team. During his junior year, Rozeboom recorded double digit tackles in five games, including a 14-tackle performance in the FCS Quarterfinals at Kennesaw State. He recorded a total of 127 tackles his sophomore season and finished as a runner-up for the STATS FCS Jerry Rice Award, which recognizes the top freshman in the FCS. He was named Missouri Valley Football Conference Freshman of the year and made his collegiate debut and his first start against TCU on September 3, 2016. Rozeboom majored in animal science.



Personal: Rozeboom was a three-time all-district honoree who lead Sioux Center High School to the Iowa State title game in 2014. He was honored as Sports Spotlight Class 2A Defensive Player of the Year after registering 58 tackles, including 12 for loss and 3.0 sacks. He earned all-state recognition from the Iowa Newspaper Association and *Des Moines Register*, as well as all-region honors from the *Sioux City Journal*. As a senior, Rozeboom also played running back and rushed for 1,422 yards, averaging 7.8 yards per carry. He was an all-state selection in baseball, was a member of the 2014 state champion shuttle hurdle relay in track and field, and was an all-conference honoree in basketball. Rozeboom was also a member of the National Honor Society. He is the son of Arlyn and Beth. Rozeboom majored in animal science.



College: A four-year starter, Rozeboom led South Dakota State in tackle all four seasons. His senior year, Rozeboom was a consensus All-American, registering double digit tackles six times, including an 11-tackle performance in the season opener at Minnesota. He won the SDSU Defensive Player of the Week award four times in his senior season, and returned an interception for a 27-yard touchdown against Southern Utah. In a game against Illinois State, Rozeboom became the SDSU all-time leading tackler and finished with 475 for his career. He also was selected to play in the NFLPA Collegiate Bowl and was named to the STATS FCS All-America First-Team, Phil Steele



Christian Rozeboom, NFL Statistics



Regular Season

| Year | Team | G/S | Tackles | | | Sacks | Yards | Interceptions | | | | TD | PD | Fumbles | | |
|---------------|------------------|-------------|-----------|-----------|-----------|------------|------------|---------------|----------|----------|----------|----------|----------|----------|----------|----------|
| | | | Total | Solo | Asst. | | | Int. | Yards | Long | FF | | | FR | Yards | |
| 2021 | Chiefs/Rams | 10/0 | 0 | 0 | 0 | 0.0 | 0.0 | 0 | 0 | 0 | 0 | 0 | 0 | 0 | 0 | 0 |
| 2022 | Los Angeles Rams | 17/0 | 1 | 1 | 0 | 0.0 | 0.0 | 0 | 0 | 0 | 0 | 0 | 0 | 0 | 0 | 0 |
| 2023 | Los Angeles Rams | 17/5 | 77 | 47 | 30 | 0.0 | 0.0 | 1 | 0 | 0 | 0 | 4 | 0 | 0 | 0 | 0 |
| Totals | | 44/5 | 78 | 48 | 30 | 0.0 | 0.0 | 1 | 0 | 0 | 0 | 4 | 0 | 0 | 0 | 0 |

Postseason

| Year | Team | G/S | Tackles | | | Sacks | Yards | Interceptions | | | | TD | PD | Fumbles | | |
|---------------|------------------|------------|----------|----------|----------|------------|------------|---------------|----------|----------|----------|----------|----------|----------|----------|----------|
| | | | Total | Solo | Asst. | | | Int. | Yards | Long | FF | | | FR | Yards | |
| 2021 | Los Angeles Rams | 4/0 | 0 | 0 | 0 | 0.0 | 0.0 | 0 | 0 | 0 | 0 | 0 | 0 | 0 | 0 | 0 |
| 2023 | Los Angeles Rams | 1/1 | 4 | 2 | 2 | 0.0 | 0.0 | 0 | 0 | 0 | 0 | 0 | 0 | 0 | 0 | 0 |
| Totals | | 5/1 | 4 | 2 | 2 | 0.0 | 0.0 | 0 | 0 | 0 | 0 | 0 | 0 | 0 | 0 | 0 |





Christian Rozeboom, Game-By-Game



2023 Los Angeles Rams

| Game | W/L | P/S | T | S | A | Sk | Yds | Int | Yds | Lg | TD | PD | FF | FR | Yds |
|---------------|-------------|-------------|-----------|-----------|-----------|------------|------------|----------|----------|----------|----------|----------|----------|----------|----------|
| at Sea 9/10 | W | 1/1 | 6 | 3 | 3 | 0.0 | 0.0 | 0 | 0 | 0 | 0 | 0 | 0 | 0 | 0 |
| SF 9/17 | L | 1/0 | 5 | 1 | 4 | 0.0 | 0.0 | 0 | 0 | 0 | 0 | 0 | 0 | 0 | 0 |
| at Cin 9/25 | L | 1/0 | 5 | 4 | 1 | 0.0 | 0.0 | 0 | 0 | 0 | 0 | 0 | 0 | 0 | 0 |
| at Ind 10/1 | W | 1/0 | 5 | 5 | 0 | 0.0 | 0.0 | 0 | 0 | 0 | 0 | 0 | 0 | 0 | 0 |
| Phi 10/8 | L | 1/0 | 5 | 4 | 1 | 0.0 | 0.0 | 0 | 0 | 0 | 0 | 0 | 0 | 0 | 0 |
| Ari 10/15 | W | 1/1 | 3 | 3 | 0 | 0.0 | 0.0 | 1 | 0 | 0 | 0 | 1 | 0 | 0 | 0 |
| Pit 10/22 | L | 1/1 | 5 | 3 | 2 | 0.0 | 0.0 | 0 | 0 | 0 | 0 | 1 | 0 | 0 | 0 |
| at Dal 10/29 | L | 1/1 | 7 | 6 | 1 | 0.0 | 0.0 | 0 | 0 | 0 | 0 | 0 | 0 | 0 | 0 |
| at GB 11/5 | L | 1/0 | 7 | 2 | 5 | 0.0 | 0.0 | 0 | 0 | 0 | 0 | 0 | 0 | 0 | 0 |
| Sea 11/19 | W | 1/0 | 1 | 0 | 1 | 0.0 | 0.0 | 0 | 0 | 0 | 0 | 0 | 0 | 0 | 0 |
| at Ari 11/26 | W | 1/0 | 5 | 4 | 1 | 0.0 | 0.0 | 0 | 0 | 0 | 0 | 0 | 0 | 0 | 0 |
| Cle 12/3 | W | 1/0 | 2 | 2 | 0 | 0.0 | 0.0 | 0 | 0 | 0 | 0 | 0 | 0 | 0 | 0 |
| at Bal 12/10 | L | 1/0 | 2 | 1 | 1 | 0.0 | 0.0 | 0 | 0 | 0 | 0 | 0 | 0 | 0 | 0 |
| Was 12/17 | W | 1/0 | 5 | 4 | 1 | 0.0 | 0.0 | 0 | 0 | 0 | 0 | 1 | 0 | 0 | 0 |
| NO 12/21 | W | 1/0 | 5 | 2 | 3 | 0.0 | 0.0 | 0 | 0 | 0 | 0 | 0 | 0 | 0 | 0 |
| at NYG 12/31 | W | 1/0 | 3 | 2 | 1 | 0.0 | 0.0 | 0 | 0 | 0 | 0 | 0 | 0 | 0 | 0 |
| at SF 1/7/24 | W | 1/1 | 6 | 1 | 5 | 0.0 | 0.0 | 0 | 0 | 0 | 0 | 0 | 0 | 0 | 0 |
| Totals | 10-7 | 17/5 | 77 | 47 | 30 | 0.0 | 0.0 | 1 | 0 | 0 | 0 | 4 | 0 | 0 | 0 |

2023 Los Angeles Rams

| Game | W/L | P/S | T | S | A | Sk | Yds | Int | Yds | Lg | TD | PD | FF | FR | Yds |
|-----------------|------------|------------|----------|----------|----------|------------|------------|----------|----------|----------|----------|----------|----------|----------|----------|
| at Det 1/14/24* | L | 1/1 | 4 | 2 | 2 | 0.0 | 0.0 | 0 | 0 | 0 | 0 | 0 | 0 | 0 | 0 |
| Totals | 0-1 | 1/1 | 4 | 2 | 2 | 0.0 | 0.0 | 0 | 0 | 0 | 0 | 0 | 0 | 0 | 0 |

* Denotes Wild Card Round



2022 Los Angeles Rams Game-By-Game

| Game | W/L | P/S | T | S | A | Sk | Yds | Int | Yds | Lg | TD | PD | FF | FR | Yds |
|---------------|-------------|-------------|----------|----------|----------|------------|------------|----------|----------|----------|----------|----------|----------|----------|----------|
| Buf 9/8 | L | 1/0 | 0 | 0 | 0 | 0.0 | 0.0 | 0 | 0 | 0 | 0 | 0 | 0 | 0 | 0 |
| Atl 9/18 | W | 1/0 | 0 | 0 | 0 | 0.0 | 0.0 | 0 | 0 | 0 | 0 | 0 | 0 | 0 | 0 |
| Ari 9/25 | W | 1/0 | 0 | 0 | 0 | 0.0 | 0.0 | 0 | 0 | 0 | 0 | 0 | 0 | 0 | 0 |
| at SF 10/3 | L | 1/0 | 0 | 0 | 0 | 0.0 | 0.0 | 0 | 0 | 0 | 0 | 0 | 0 | 0 | 0 |
| Dal 10/9 | L | 1/0 | 0 | 0 | 0 | 0.0 | 0.0 | 0 | 0 | 0 | 0 | 0 | 0 | 0 | 0 |
| Car 10/16 | W | 1/0 | 0 | 0 | 0 | 0.0 | 0.0 | 0 | 0 | 0 | 0 | 0 | 0 | 0 | 0 |
| SF 10/30 | L | 1/0 | 0 | 0 | 0 | 0.0 | 0.0 | 0 | 0 | 0 | 0 | 0 | 0 | 0 | 0 |
| at TB 11/6 | L | 1/0 | 0 | 0 | 0 | 0.0 | 0.0 | 0 | 0 | 0 | 0 | 0 | 0 | 0 | 0 |
| Ari 11/13 | L | 1/0 | 0 | 0 | 0 | 0.0 | 0.0 | 0 | 0 | 0 | 0 | 0 | 0 | 0 | 0 |
| at NO 11/20 | L | 1/0 | 0 | 0 | 0 | 0.0 | 0.0 | 0 | 0 | 0 | 0 | 0 | 0 | 0 | 0 |
| at KC 11/27 | L | 1/0 | 0 | 0 | 0 | 0.0 | 0.0 | 0 | 0 | 0 | 0 | 0 | 0 | 0 | 0 |
| Sea 12/4 | L | 1/0 | 0 | 0 | 0 | 0.0 | 0.0 | 0 | 0 | 0 | 0 | 0 | 0 | 0 | 0 |
| LV 12/8 | W | 1/0 | 0 | 0 | 0 | 0.0 | 0.0 | 0 | 0 | 0 | 0 | 0 | 0 | 0 | 0 |
| at GB 12/19 | L | 1/0 | 0 | 0 | 0 | 0.0 | 0.0 | 0 | 0 | 0 | 0 | 0 | 0 | 0 | 0 |
| Den 12/25 | W | 1/0 | 1 | 1 | 0 | 0.0 | 0.0 | 0 | 0 | 0 | 0 | 0 | 0 | 0 | 0 |
| at LAC 1/1 | L | 1/0 | 0 | 0 | 0 | 0.0 | 0.0 | 0 | 0 | 0 | 0 | 0 | 0 | 0 | 0 |
| at Sea 1/8 | L | 1/0 | 0 | 0 | 0 | 0.0 | 0.0 | 0 | 0 | 0 | 0 | 0 | 0 | 0 | 0 |
| Totals | 5-12 | 17/0 | 1 | 1 | 0 | 0.0 | 0.0 | 0 | 0 | 0 | 0 | 0 | 0 | 0 | 0 |



Christian Rozeboom, College Statistics



| Year | Team | G/S | Tackles | | | Sacks | Yards | Interceptions | | | TD | PD | Fumbles | | |
|---------------|--------------------|-----------|------------|------------|------------|------------|-------------|---------------|------------|-----------|----------|-----------|----------|----------|----------|
| | | | Total | Solo | Asst. | | | Int. | Yards | Long | | | FF | FR | Yards |
| 2015 | South Dakota State | | | | | | | | | | | | | | |
| 2016 | South Dakota State | 13 | 132 | 58 | 74 | 3.0 | 15.0 | 2 | 27 | 27 | 1 | 4 | 2 | 0 | 0 |
| 2017 | South Dakota State | 14 | 127 | 67 | 60 | 1.0 | 1.0 | 2 | 13 | 10 | 0 | 4 | 0 | 3 | 0 |
| 2018 | South Dakota State | 13 | 105 | 57 | 48 | 0.0 | 0.0 | 2 | 65 | 65 | 0 | 4 | 2 | 1 | 0 |
| 2019 | South Dakota State | 13 | 111 | 57 | 54 | 2.0 | 12.0 | 2 | 63 | 37 | 1 | 4 | 3 | 2 | 0 |
| Totals | | 53 | 475 | 239 | 236 | 6.0 | 28.0 | 8 | 168 | 65 | 2 | 16 | 7 | 6 | 0 |



2021 Los Angeles Rams Game-By-Game

| Game | W/L | P/S | T | S | A | Sk | Yds | Int | Yds | Lg | TD | PD | FF | FR | Yds |
|---------------|-------------|-------------|----------|----------|----------|------------|------------|----------|----------|----------|----------|----------|----------|----------|----------|
| Cle 9/12 | L | | | | | | | | | | | | | | |
| at Bal 9/19 | L | | | | | | | | | | | | | | |
| LAC 9/26 | L | | | | | | | | | | | | | | |
| at Phi 10/3 | W | | | | | | | | | | | | | | |
| Buf 10/10 | W | | | | | | | | | | | | | | |
| at Was 10/17 | W | | | | | | | | | | | | | | |
| at Ten 10/24 | W | 1/0 | 0 | 0 | 0 | 0.0 | 0.0 | 0 | 0 | 0 | 0 | 0 | 0 | 0 | 0 |
| NYG 11/1 | W | | | | | | | | | | | | | | |
| Ten 11/7 | L | 1/0 | 0 | 0 | 0 | 0.0 | 0.0 | 0 | 0 | 0 | 0 | 0 | 0 | 0 | 0 |
| at SF 11/15 | L | 1/0 | 0 | 0 | 0 | 0.0 | 0.0 | 0 | 0 | 0 | 0 | 0 | 0 | 0 | 0 |
| at GB 11/28 | L | 1/0 | 0 | 0 | 0 | 0.0 | 0.0 | 0 | 0 | 0 | 0 | 0 | 0 | 0 | 0 |
| Jax 12/5 | W | 1/0 | 0 | 0 | 0 | 0.0 | 0.0 | 0 | 0 | 0 | 0 | 0 | 0 | 0 | 0 |
| at Ari 12/13 | W | 1/0 | 0 | 0 | 0 | 0.0 | 0.0 | 0 | 0 | 0 | 0 | 0 | 0 | 0 | 0 |
| Sea 12/21 | W | 1/0 | 0 | 0 | 0 | 0.0 | 0.0 | 0 | 0 | 0 | 0 | 0 | 0 | 0 | 0 |
| at Min 12/26 | W | 1/0 | 0 | 0 | 0 | 0.0 | 0.0 | 0 | 0 | 0 | 0 | 0 | 0 | 0 | 0 |
| at Bal 1/2 | W | 1/0 | 0 | 0 | 0 | 0.0 | 0.0 | 0 | 0 | 0 | 0 | 0 | 0 | 0 | 0 |
| SF 1/9/22 | L | 1/0 | 0 | 0 | 0 | 0.0 | 0.0 | 0 | 0 | 0 | 0 | 0 | 0 | 0 | 0 |
| Totals | 10-7 | 10/0 | 0 | 0 | 0 | 0.0 | 0.0 | 0 | 0 | 0 | 0 | 0 | 0 | 0 | 0 |

2021 Postseason

| Game | W/L | P/S | T | S | A | Sk | Yds | Int | Yds | Lg | TD | PD | FF | FR | Yds |
|-----------------|------------|------------|----------|----------|----------|------------|------------|----------|----------|----------|----------|----------|----------|----------|----------|
| Ari 1/17/22 * | W | 1/0 | 0 | 0 | 0 | 0.0 | 0.0 | 0 | 0 | 0 | 0 | 0 | 0 | 0 | 0 |
| at TB 1/23/22 ^ | W | 1/0 | 0 | 0 | 0 | 0.0 | 0.0 | 0 | 0 | 0 | 0 | 0 | 0 | 0 | 0 |
| SF 1/30/22 ~ | W | 1/0 | 0 | 0 | 0 | 0.0 | 0.0 | 0 | 0 | 0 | 0 | 0 | 0 | 0 | 0 |
| Cin 2/13/22 + | W | 1/0 | 0 | 0 | 0 | 0.0 | 0.0 | 0 | 0 | 0 | 0 | 0 | 0 | 0 | 0 |
| Totals | 4-0 | 4/0 | 0 | 0 | 0 | 0.0 | 0.0 | 0 | 0 | 0 | 0 | 0 | 0 | 0 | 0 |

* Denotes NFC Wild Card Game, ^ Denotes NFC Divisional Round, ~ Denotes NFC Championship, + Denotes Super Bowl





30 Boston Scott



Running Back • Louisiana Tech • Zachary, LA

Ht./Wt.: 5-6/203

NFL Exp.: 7 (1st Rams)

GP/GS, (Playoffs): 75/12, (8/0)

Birth Date: 4/27/1995

Acquired: FA-'24

Transactions: Signed to the Los Angeles Rams as a free agent (5/2/24)... Re-signed with the Philadelphia Eagles (3/15/23)... Re-signed with the Eagles (3/30/22)... Re-signed with the Eagles (4/1/21)... Activated to the Eagles' active roster (10/11/19)... Waived by the Eagles (8/31/19)... Acquired by the Eagles off practice squad from the New Orleans Saints (12/10/18)... Waived by the Saints (9/5/18)... Selected by the Saints in the sixth round (201st overall) of the 2018 NFL Draft.

NFL Career:

- Has appeared in 75 games (nine starts) with 302 carries for 1,295 yards with 16 rushing touchdowns and 71 receptions for 566 yards with one receiving touchdown.
- Appeared in 15 games in the 2023 season and rushed for 86 yards on 20 carries.
- Appeared in 15 games (two starts) in the 2022 season and recorded 217 rushing yards on 54 carries including three touchdowns.
- In 2021, Scott set a career-high in rushing touchdowns with seven on 87 attempts. He ranked 1st in the NFL with an 8.0% rushing TD percentage. He also had a career best 81 rushing yards against Denver.
- During the 2020 season, he set a career high in rushing yards (374).
- In Week 17 against the Giants rushing 19 times for 54 yards and scoring three touchdowns. He also caught four passes for 84 yards.
- He was named NFC Offensive Player of the Week after his performance against the Giants in 2019.

College: During his time at Louisiana Tech, Scott appeared in 39 games (seven starts) and recorded 1,840 rushing yards and 14 rushing touchdowns. During his final campaign in 2017, he appeared in all 13 games (six starts) and led the Bulldogs with 1,047 rushing yards. It marked his first season with over 1,000 yards rushing to go along with eight touchdowns on 183 attempts. He rushed for over 100 yards in four games that season and became the 12th Bulldog in program history to eclipse 1,000 rushing yards in a single season. Scott also recorded 20 receptions for 181 receiving yards and one touchdown as well as 10 kickoff returns for 183 yards. His 1,411 all-purpose yards led the team, averaging 108.5 per game. He was named to the Second-Team All Louisiana and was an All-Conference USA honorable mention. As a junior, he played in all 14 games for the Bulldogs, including one start against UTSA. He had 70 carries on the season for 515 yards and six touchdowns. Scott also recorded 11 receptions for 125 receiving yards and 10 kick returns for 199 yards. In 2015, Scott saw action in 11 games and rushed the ball 34 times for 275 yards, while also returning nine kicks for a total of 251 yards. He broke 100 yards rushing in a game for the first time in his career, carrying the ball four times for 106 yards against Arkansas State in the R + L Carrier's New Orleans Bowl. As a redshirt freshman, he played in one game. He redshirted as a true freshman in 2014.



Personal: Scott signed with esports vertical Dignitas and became the first two-sport NFL and Rocket League pro. He earned the status of Grand Champion in Rocket League, which puts him in the top 0.52% of players in the world. Scott attended Zachary High School in Zachary, La, where he was a three-sport athlete and earned letters in football (three), soccer (four) and track (one). He totaled more than 1,500 all-purpose yards and 1,000 yards rushing as a running back in high school. Scott averaged 6.2 yards per carry for the Broncos and scored 17 touchdowns under head coach Neil Weiner. He also won the state championship in powerlifting while at Zachary. Scott was involved in a number of activities in high school, including band, interact club, and guitar club. When he was in sixth grade, he didn't make his middle school football team, so he joined the band to play the trombone. His family has a number of musicians in it, including his younger sister, who composes music and has had her work played at public events. Scott also credits his grandmother, father and aunt as other musicians in the family.





Boston Scott, NFL Statistics



Regular Season

| Year | Team | Games | No. | Receiving | | | TD | Att. | Rushing | | | TD |
|---------------|---------------------|--------------|-----------|------------|------------|-----------|----------|------------|--------------|------------|-----------|-----------|
| | | | | Yards | Avg. | Long | | | Yards | Avg. | Long | |
| 2018 | Philadelphia Eagles | 2/0 | 0 | 0 | 0.0 | 0 | 0 | 0 | 0.0 | 0 | 0 | |
| 2019 | Philadelphia Eagles | 11/2 | 24 | 204 | 18.5 | 39 | 0 | 61 | 245 | 4.0 | 25 | 5 |
| 2020 | Philadelphia Eagles | 16/4 | 25 | 212 | 13.3 | 18 | 1 | 80 | 374 | 4.7 | 56 | 1 |
| 2021 | Philadelphia Eagles | 16/4 | 13 | 83 | 5.2 | 19 | 0 | 87 | 373 | 4.3 | 23 | 7 |
| 2022 | Philadelphia Eagles | 15/2 | 5 | 15 | 1.0 | 5 | 0 | 54 | 217 | 4.0 | 21 | 3 |
| 2023 | Philadelphia Eagles | 15/0 | 4 | 52 | 3.5 | 27 | 0 | 20 | 86 | 4.3 | 18 | 0 |
| Totals | | 75/12 | 71 | 566 | 7.5 | 39 | 1 | 302 | 1,295 | 4.3 | 56 | 16 |

Postseason

| Year | Team | Games | No. | Receiving | | | TD | Att. | Rushing | | | TD |
|---------------|---------------------|------------|----------|-----------|------------|-----------|----------|-----------|------------|------------|-----------|----------|
| | | | | Yards | Avg. | Long | | | Yards | Avg. | Long | |
| 2018 | Philadelphia Eagles | 2/0 | 0 | 0 | 0.0 | 0 | 0 | 0 | 0 | 0.0 | 0 | 0 |
| 2019 | Philadelphia Eagles | 1/0 | 3 | 23 | 6.0 | 21 | 0 | 6 | 25 | 4.2 | 15 | 0 |
| 2021 | Philadelphia Eagles | 1/0 | 1 | 1 | 1.0 | 1 | 0 | 1 | 34 | 34.0 | 34 | 1 |
| 2022 | Philadelphia Eagles | 3/0 | 1 | 9 | 9.0 | 9 | 0 | 15 | 61 | 4.1 | 10 | 2 |
| 2023 | Philadelphia Eagles | 1/0 | 0 | 0 | 0.0 | 0 | 0 | 0 | 0 | 0.0 | 0 | 0 |
| Totals | | 8/0 | 5 | 33 | 6.6 | 21 | 0 | 22 | 120 | 5.5 | 34 | 3 |





Boston Scott, Game-by-Game



2023 Philadelphia Eagles

| Game | W/L | P/S | Receiving | | | | Rushing | | | | TD | |
|---------------|------------|-------------|-----------|-----------|-------------|-----------|----------|-----------|-----------|------------|-----------|----------|
| | | | No. | Yards | Avg. | Long | Att. | Yards | Avg. | Long | | |
| at NE 9/10 | W | 1/0 | 1 | 7 | 7.0 | 7 | 0 | 1 | 3 | 3.0 | 3 | 0 |
| Min 9/17 | W | 1/0 | 0 | 0 | 0.0 | 0 | 0 | 5 | 40 | 8.0 | 18 | 0 |
| at TB 9/25 | | | Inactive | | | | | | | | | |
| Wash 10/1 | W | 1/0 | 0 | 0 | 0.0 | 0 | 0 | 0 | 0 | 0.0 | 0 | 0 |
| at LAR 10/8 | W | 1/0 | 0 | 0 | 0.0 | 0 | 0 | 0 | 0 | 0.0 | 0 | 0 |
| at NYJ 10/15 | L | 1/0 | 1 | 14 | 14.0 | 14 | 0 | 2 | 2 | 1.0 | 1 | 0 |
| Mia 10/22 | W | 1/0 | 0 | 0 | 0.0 | 0 | 0 | 0 | 0 | 0.0 | 0 | 0 |
| at Wash 10/29 | W | 1/0 | 1 | 4 | 4.0 | 4 | 0 | 0 | 0 | 0.0 | 0 | 0 |
| Dal 11/5 | | | Inactive | | | | | | | | | |
| at KC 11/20 | W | 1/0 | 0 | 0 | 0.0 | 0 | 0 | 2 | 8 | 4.0 | 4 | 0 |
| Buf 11/26 | W | 1/0 | 0 | 0 | 0.0 | 0 | 0 | 2 | 14 | 7.0 | 10 | 0 |
| SF 12/3 | L | 1/0 | 1 | 27 | 27.0 | 27 | 0 | 1 | 2 | 2.0 | 2 | 0 |
| at Dal 12/10 | L | 1/0 | 0 | 0 | 0.0 | 0 | 0 | 3 | 9 | 3.0 | 4 | 0 |
| at Sea 12/18 | L | 1/0 | 0 | 0 | 0.0 | 0 | 0 | 0 | 0 | 0.0 | 0 | 0 |
| NYG 12/25 | W | 1/0 | 0 | 0 | 0.0 | 0 | 0 | 1 | 3 | 3.0 | 3 | 0 |
| Ari 12/31 | L | 1/0 | 0 | 0 | 0.0 | 0 | 0 | 0 | 0 | 0.0 | 0 | 0 |
| at NYG 1/7/24 | L | 1/0 | 1 | 13 | 13.0 | 13 | 0 | 3 | 5 | 1.7 | 2 | 0 |
| Totals | 9-6 | 15/0 | 4 | 52 | 13.0 | 27 | 0 | 20 | 86 | 4.3 | 18 | 0 |

2023 Postseason

| Game | W/L | P/S | Receiving | | | | Rushing | | | | TD | |
|-----------------|------------|------------|-----------|----------|------------|----------|----------|----------|----------|------------|----------|----------|
| | | | No. | Yards | Avg. | Long | Att. | Yards | Avg. | Long | | |
| at TB 1/15/24 * | L | 1/0 | 0 | 0 | 0.0 | 0 | 0 | 0 | 0 | 0.0 | 0 | 0 |
| Totals | 0-1 | 1/0 | 0 | 0 | 0.0 | 0 | 0 | 0 | 0 | 0.0 | 0 | 0 |

* Denotes Wild Card Round



2022 Philadelphia Eagles

| Game | W/L | P/S | Receiving | | | | Rushing | | | | TD | |
|---------------|-------------|-------------|-----------|-----------|------------|----------|----------|-----------|------------|------------|-----------|----------|
| | | | No. | Yards | Avg. | Long | Att. | Yards | Avg. | Long | | |
| Det 9/11 | W | 1/0 | 0 | 0 | 0.0 | 0 | 0 | 4 | 10 | 2.5 | 8 | 1 |
| Min 9/19 | W | 1/0 | 1 | 2 | 2.0 | 2 | 0 | 4 | 19 | 4.75 | 16 | 0 |
| at Was 9/25 | W | 1/0 | 0 | 0 | 0.0 | 0 | 0 | 2 | 0 | 0.0 | 1 | 0 |
| JAX 10/2 | | | Inactive | | | | | | | | | |
| at Ari 10/9 | | | Inactive | | | | | | | | | |
| Dal 10/16 | W | 1/0 | 0 | 0 | 0.0 | 0 | 0 | 6 | 16 | 2.7 | 8 | 0 |
| Pit 10/30 | W | 1/0 | 0 | 0 | 0.0 | 0 | 0 | 7 | 21 | 3.0 | 8 | 0 |
| at Hou 11/3 | W | 1/0 | 0 | 0 | 0.0 | 0 | 0 | 1 | 5 | 5.0 | 5 | 0 |
| Wash 11/14 | L | 1/1 | 0 | 0 | 0.0 | 0 | 0 | 1 | 5 | 5.0 | 5 | 0 |
| at Ind 11/20 | W | 1/0 | 2 | 4 | 2.0 | 5 | 0 | 3 | 8 | 2.7 | 5 | 0 |
| GB 11/27 | W | 1/1 | 0 | 0 | 0.0 | 0 | 0 | 3 | 24 | 8.0 | 19 | 0 |
| Ten 12/4 | W | 1/0 | 1 | 5 | 5.0 | 5 | 0 | 6 | 16 | 2.7 | 5 | 0 |
| at NYG 12/11 | W | 1/0 | 1 | 4 | 4.0 | 4 | 0 | 6 | 33 | 5.5 | 11 | 1 |
| at Chi 12/18 | W | 1/0 | 0 | 0 | 0.0 | 0 | 0 | 0 | 0 | 0.0 | 0 | 0 |
| at Dal 12/24 | L | 1/0 | 0 | 0 | 0.0 | 0 | 0 | 0 | 0 | 0.0 | 0 | 0 |
| NO 1/1/23 | L | 1/0 | 0 | 0 | 0.0 | 0 | 0 | 2 | 6 | 3.0 | 8 | 0 |
| NYG 1/8/23 | W | 1/0 | 0 | 0 | 0.0 | 0 | 0 | 9 | 54 | 6.0 | 21 | 1 |
| Totals | 12-3 | 15/2 | 5 | 15 | 3.0 | 5 | 0 | 54 | 217 | 4.0 | 21 | 3 |

2022 Postseason

| Game | W/L | P/S | Receiving | | | | Rushing | | | | TD | |
|---------------|------------|------------|-----------|----------|------------|----------|----------|-----------|-----------|------------|-----------|----------|
| | | | No. | Yards | Avg. | Long | Att. | Yards | Avg. | Long | | |
| NYG 1/21/23 | W | 1/0 | 0 | 0 | 0.0 | 0 | 0 | 6 | 32 | 5.3 | 10 | 1 |
| SFO 1/29/23 | W | 1/0 | 0 | 0 | 0.0 | 0 | 0 | 6 | 21 | 3.5 | 10 | 1 |
| KC 2/12/24 * | L | 1/0 | 1 | 9 | 9.0 | 9 | 0 | 3 | 8 | 2.7 | 9 | 0 |
| Totals | 2-1 | 3/0 | 1 | 9 | 9.0 | 9 | 0 | 15 | 61 | 4.0 | 10 | 2 |

* Denotes Super Bowl

2021 Philadelphia Eagles

| Game | W/L | P/S | Receiving | | | | Rushing | | | | TD | |
|----------------|------------|-------------|--------------|-----------|------------|-----------|----------|-----------|------------|------------|-----------|----------|
| | | | No. | Yards | Avg. | Long | Att. | Yards | Avg. | Long | | |
| at Atl 9/12 | W | 1/0 | 0 | 0 | 0.0 | 0 | 0 | 0 | 0 | 0.0 | 0 | 0 |
| SF 9/19 | L | 1/0 | 0 | 0 | 0.0 | 0 | 0 | 0 | 0 | 0.0 | 0 | 0 |
| at Dal 9/27 | L | 1/0 | 2 | 5 | 2.5 | 3 | 0 | 0 | 0 | 0.0 | 0 | 0 |
| KC 10/3 | L | 1/0 | 0 | 0 | 0.0 | 0 | 0 | 0 | 0 | 0.0 | 0 | 0 |
| at Car 10/10 | W | 1/0 | 0 | 0 | 0.0 | 0 | 0 | 0 | 0 | 0.0 | 0 | 0 |
| TB 10/14 | L | 1/0 | 0 | 0 | 0.0 | 0 | 0 | 0 | 0 | 0.0 | 0 | 0 |
| at LVR 10/24 | L | 1/0 | 1 | 5 | 5.0 | 5 | 0 | 7 | 24 | 3.4 | 5 | 1 |
| at Det 10/31 | W | 1/1 | 0 | 0 | 0.0 | 0 | 0 | 12 | 60 | 5.0 | 19 | 2 |
| LAC 11/7 | L | 1/1 | 0 | 0 | 0.0 | 0 | 0 | 10 | 40 | 4.0 | 10 | 0 |
| at Den 11/14 | W | 1/1 | 2 | 24 | 12.0 | 9 | 0 | 11 | 81 | 7.4 | 23 | 0 |
| NO 11/21 | L | 1/0 | 2 | 2 | 1.0 | 1 | 0 | 6 | 16 | 2.7 | 0 | 0 |
| at NYG 11/28 | L | 1/0 | 2 | 8 | 4.0 | 6 | 0 | 15 | 64 | 4.3 | 12 | 1 |
| at NYJ 12/5 | W | 1/0 | 0 | 0 | 0.0 | 0 | 0 | 0 | 0 | 0.0 | 0 | 0 |
| Wash 12/21 | W | 1/0 | 0 | 0 | 0.0 | 0 | 0 | 0 | 0 | 0.0 | 0 | 0 |
| NYG 12/26 | W | 1/0 | 0 | 0 | 0.0 | 0 | 0 | 12 | 41 | 3.4 | 9 | 1 |
| at Wash 1/2/22 | L | 1/1 | 4 | 39 | 9.8 | 16 | 0 | 14 | 47 | 3.4 | 14 | 2 |
| Dal 1/8/22 | | | Did Not Play | | | | | | | | | |
| Totals | 7-9 | 16/4 | 13 | 83 | 6.4 | 16 | 0 | 87 | 373 | 4.3 | 23 | 7 |

2021 Postseason

| Game | W/L | P/S | Receiving | | | | Rushing | | | | TD | |
|----------------|-----|-----|-----------|-------|------|------|---------|-------|------|------|----|---|
| | | | No. | Yards | Avg. | Long | Att. | Yards | Avg. | Long | | |
| at Tam 1/16/22 | L | 1/0 | 1 | 1 | 1.0 | 1 | 0 | 1 | 34 | 34.0 | 34 | 1 |



2020 Philadelphia Eagles

| Game | W/L | P/S | Receiving | | | | Rushing | | | | TD | |
|---------------|---------------|-------------|-----------|------------|------------|-----------|----------|-----------|------------|------------|-----------|----------|
| | | | No. | Yards | Avg. | Long | Att. | Yards | Avg. | Long | | |
| at Wash 9/13 | L | 1/1 | 2 | 19 | 9.5 | 12 | 0 | 9 | 35 | 3.9 | 13 | 0 |
| LAR 9/20 | L | 1/0 | 3 | 24 | 8.0 | 12 | 0 | 4 | 19 | 4.8 | 9 | 0 |
| Cin 9/27 | T | 1/0 | 0 | 0 | 0.0 | 0 | 0 | 3 | 5 | 1.7 | 4 | 0 |
| at SF 10/4 | W | 1/0 | 0 | 0 | 0.0 | 0 | 0 | 2 | 1 | 0.5 | 1 | 0 |
| at Pit 10/11 | L | 1/0 | 0 | 0 | 0.0 | 0 | 0 | 1 | 3 | 3.0 | 3 | 0 |
| Bal 10/18 | L | 1/0 | 2 | 5 | 2.5 | 4 | 0 | 2 | 4 | 2.0 | 5 | 0 |
| NYG 10/22 | W | 1/1 | 3 | 46 | 15.3 | 18 | 1 | 12 | 46 | 3.8 | 12 | 0 |
| Dal 11/1 | W | 1/1 | 2 | 9 | 4.5 | 6 | 0 | 15 | 70 | 4.7 | 19 | 0 |
| at NYG 11/15 | L | 1/0 | 1 | 11 | 11.0 | 11 | 0 | 3 | 63 | 21.0 | 56 | 1 |
| at Cle 11/22 | L | 1/0 | 3 | 26 | 8.7 | 14 | 0 | 5 | 24 | 4.8 | 9 | 0 |
| Sea 11/29 | L | 1/0 | 5 | 40 | 8.0 | 17 | 0 | 2 | 7 | 3.5 | 5 | 0 |
| at GB 12/6 | L | 1/0 | 0 | 0 | 0.0 | 0 | 0 | 0 | 0 | 0.0 | 0 | 0 |
| NO 12/13 | W | 1/0 | 0 | 0 | 0.0 | 0 | 0 | 2 | 9 | 4.5 | 6 | 0 |
| at Ari 12/20 | L | 1/0 | 1 | 7 | 7.0 | 7 | 0 | 0 | 0 | 0.0 | 0 | 0 |
| at Dal 12/27 | L | 1/0 | 0 | 0 | 0.0 | 0 | 0 | 2 | 17 | 8.5 | 12 | 0 |
| Wash 1/3/23 | L | 1/1 | 2 | 14 | 7.0 | 9 | 0 | 15 | 65 | 4.3 | 20 | 0 |
| Totals | 4-11-1 | 16/4 | 25 | 212 | 8.5 | 18 | 1 | 80 | 374 | 4.7 | 56 | 1 |

2019 Philadelphia Eagles

| Game | W/L | P/S | Receiving | | | | Rushing | | | | TD | |
|---------------|------------|-----|-------------------|-------|------|------|---------|-------|------|------|----|---|
| | | | No. | Yards | Avg. | Long | Att. | Yards | Avg. | Long | | |
| Wash 9/8 | | | On Practice Squad | | | | | | | | | |
| at Atl 9/15 | | | On Practice Squad | | | | | | | | | |
| vs Det 9/22 | | | On Practice Squad | | | | | | | | | |
| at GB 9/26 | | | On Practice Squad | | | | | | | | | |
| NYJ 10/6 | | | On Practice Squad | | | | | | | | | |
| at Min 10/13 | L | 1/0 | 0 | 0 | 0.0 | 0 | 0 | 4 | 30 | 7.5 | 15 | 0 |
| at Dal 10/20 | L | 1/0 | 1 | 5 | 5.0 | 5 | 0 | 7 | 32 | 4.6 | 14 | 0 |
| at Buf 10/27 | W | 1/0 | 0 | 0 | 0.0 | 0 | 0 | 5 | 6 | 1.2 | 5 | 1 |
| Chi 11/3 | W | 1/0 | 0 | 0 | 0.0 | 0 | 0 | 0 | 0 | 0.0 | 0 | 0 |
| NE 11/17 | L | 1/1 | 0 | 0 | 0.0 | 0 | 0 | 7 | 26 | 3.7 | 12 | 0 |
| Sea 11/24 | L | 1/0 | 0 | 0 | 0.0 | 0 | 0 | 0 | 0 | 0.0 | 0 | 0 |
| at Mia 12/1 | L | 1/0 | 0 | 0 | 0.0 | 0 | 0 | 0 | 0 | 0.0 | 0 | 0 |
| NYG 12/9 | W | 1/1 | 6 | 69 | 11.5 | 17 | 0 | 10 | 59 | 5.9 | 25 | 1 |
| at Wash 12/15 | W | 1/0 | 7 | 39 | 5.6 | 12 | 0 | 6 | 26 | 4.3 | 6 | 0 |
| Dal 12/22 | W | 1/0 | 6 | 7 | 1.2 | 7 | 0 | 3 | 12 | 4.0 | 5 | 0 |
| at NYG 12/29 | W | 1/0 | 4 | 84 | 21.0 | 39 | 0 | 19 | 54 | 2.8 | 15 | 3 |
| Totals | 6-5 | | | | | | | | | | | |

19 Xavier Smith

Wide Receiver • Florida A&M • Haines City, Fla.

Ht./Wt.: **5-9/174**
 NFL Exp.: **(1st Rams)**
 GP/GS, (Playoffs): **0/0 (0/0)**
 Birth Date: **9/21/1997**
 Acquired: **UDFA-'23**

Transactions: Signed by the Los Angeles Rams practice squad (8/30/23)... Waived by Rams (8/29/23)...Signed with Rams as an undrafted rookie free agent (5/1/23).

College: During his time at Florida A&M, Smith appeared in 44 games with 193 receptions for 2,599 yards. During his final campaign in 2022, Smith was named Walter Payton Award Preseason Watch List, Stats perform FCS Preseason All-American Third-Team, East-West Shrine Bowl 1,000 Watch List and Preseason All-SWAC First-Team. He caught 87 passes for 1,021 yards and 11 touchdowns with an average of 11.74 yards per reception. During the 2021 season, Smith ranked 21st in the nation and third in SWAC in receptions per game (5.8). He led the Rattlers with 64 receptions and 713 receiving yards, ranking sixth in the SWAC. He ranked seventh in SWAC in all-purpose yards per game (91.45). Smith recorded the third-most receptions in 2021 NCAA single-game and a career-high against USF (15). As a junior in 2020, the Rattlers season was canceled due to COVID. During his sophomore campaign in 2019, Smith was named Black College All-American, AFCA All-America Second-Team, HERO Sports All-American, BOXTOROW All-American, and All-MEAC First-Team Offense. He ranked fifth in the nation in receiving yards per game (105.4), ninth in the nation in receptions per game (seven), 10th in receiving yards (1,159), and 16th in receiving touchdowns (11). Smith recorded a career-high 201 receiving yards, 19th most in FCS NCAA in a single-game against Southern. As a true freshman in 2018, he was named Second-Team All-MEAC. Smith led the team in receptions (52) and receiving yards (727). He ranked second in MEAC in receiving yards (727) and receiving yards per game (66.1). He also ranked third in MEAC in receptions per game (4.7).



Personal: A 2017 graduate from Haines City Fl., Smith played running back before converting to wide receiver at FAMU. He took a gap year before entering college at Florida A&M. Son of Angenetta Sanchious, an alumus of Florida A&M, he began his career as a walk-on to play with his brother, Kareem, who also played wide receiver. In 2018, Smith earned a full scholarship to FAMU.



Xavier Smith, Collegiate Statistics

Regular Season

| Year | Team | GP | Yards | Receiving | | | TD | Att. | Yards | Rushing | | TD |
|---------------|------|-----------|-----------|--------------|-----------|----------|-----------|------------|--------------|-----------|----------|----|
| | | | | Avg. | Long | Long | | | | Avg. | Long | |
| 2017 | FAMU | - | - | - | - | - | - | - | - | - | - | |
| 2018 | FAMU | 11 | 0 | 13.98 | 0 | 0 | 13 | 59 | 4.54 | 0 | 0 | |
| 2019 | FAMU | 11 | 0 | 15.05 | 0 | 0 | 4 | 36 | 9.0 | 17 | 0 | |
| 2020 | FAMU | - | - | - | - | - | - | - | - | - | - | |
| 2021 | FAMU | 11 | 22 | 11.14 | 11 | 0 | 5 | 4 | 0.8 | 6 | 1 | |
| 2022 | FAMU | 11 | 24 | 24 | 24 | 1 | 11 | 56 | 5.1 | 22 | 0 | |
| Totals | | 44 | 46 | 40.17 | 35 | 1 | 33 | 155 | 19.44 | 22 | 1 | |



48 Omar Speights

Linebacker • LSU • Philadelphia, PA

Ht./Wt.: **6-1/228**
 NFL Exp.: **R (2nd Rams)**
 GP/GS, (Playoffs): **0/0, (0/0)**
 Birth Date: **3/2/2001**
 Acquired: **UDFA-'24**

Transactions: Signed with the Los Angeles Rams as an undrafted free agent (5/2/24).

College: Speights played one season at LSU after transferring from Oregon State. During his career at Oregon State and LSU, Speights appeared in 55 games and registered 378 total tackles. As a fifth-year senior and graduate transfer to LSU, he started in all 10 games, tallying 70 tackles and a pair of quarterback hurries. In 2022, Speights started all 13 games for the Beavers and led the team in tackles with 83. He was named First-Team All-Pac 12 by the league coaches and Second-Team All-Conference by the *Associated Press*. In his junior year, he started all 13 games and notched 89 tackles to go along with 5.0 tackles for loss and a pair of interceptions. In 2020, Speights started all seven games during the a pandemic-shortened season and recorded 63 tackles and 4.5 tackles for loss. As a true freshman, Speights played all 12 games including six starts. He earned Freshman All-America honors and ranked third among all freshmen nationally with 73 tackles, which was also second on the team. Speights also had 7.5 tackles for loss that season.



Personal: Speights is a 2018 graduate from Crescent Valley High school in Corvallis, Oregon. He transferred to Crescent City after playing his first three years of high school in football in Philadelphia. Speights was a four-star prospect, according to Rivals, and played defensive end and running back in high school. He was rated the top overall player in Pennsylvania prior to moving to Oregon and a 4A All-State selection in Pennsylvania as a junior.



Omar Speights, Collegiate Statistics



| Year | College | GP | Regular Season | | | | | Interceptions | | | | Fumbles | | |
|---------------|--------------|-----------|----------------|------------|------------|------------|-------------|---------------|----------|----------|----------|----------|----------|----------|
| | | | Tackles | | | Sacks | TFLs | Int. | Yards | Long | TD | PD | FF | FR |
| | | | Total | Solo | Asst. | | | | | | | | | |
| 2019 | Oregon State | 12 | 73 | 43 | 30 | 3.5 | 7.5 | 1 | 3 | 0 | 0 | 3 | 0 | 1 |
| 2020 | Oregon State | 7 | 63 | 32 | 31 | 1.0 | 4.5 | 0 | 0 | 0 | 0 | 0 | 0 | 0 |
| 2021 | Oregon State | 13 | 89 | 33 | 56 | 0.5 | 5.0 | 2 | -3 | 0 | 0 | 3 | 0 | 2 |
| 2022 | Oregon State | 13 | 83 | 39 | 44 | 0.0 | 8.0 | 0 | 0 | 0 | 0 | 1 | 0 | 0 |
| 2023 | LSU | 10 | 70 | 23 | 47 | 0.0 | 0.0 | 0 | 0 | 0 | 0 | 0 | 1 | 0 |
| Totals | | 55 | 378 | 170 | 208 | 5.0 | 25.0 | 3 | 0 | 0 | 0 | 7 | 2 | 3 |



9 Matthew Stafford



Quarterback • Georgia • Highland Park, TX

Ht./Wt.: 6-3/220

NFL Exp.: 16 (4th Rams)

GP/GS, (Playoffs): 206/206, (8/8)

Birth Date: 2/7/1988

Acquired: T(DET)-'21

Transactions: Signed four-year extension with Rams (3/19/22)...Acquired via trade with the Detroit Lions (3/17/21)... Re-signed by the Lions to a five-year contract extension through the 2022 season (8/28/17)...Re-signed by the Lions to a three-year extension (7/10/13)...Selected by the Lions in the first round (1st overall) of the 2009 NFL Draft.

NFL Career:

- Has started all 206 regular season games that he's played in and completed 4,834-of-7,649 passes (63.2% completion rate), for 56,047 yards and 357 touchdowns. He has a 91.0 career passer rating during the regular season.
- His passing yards mark ranks 11th most all-time for regular season games. He is two spots ahead of Hall of Famer Warren Moon (49,325) and one spot ahead of Hall of Famer John Elway (51,475). His 333 passing touchdowns are 11th all-time and more than Moon (291), Elway (300) and other Hall of Famer Joe Montana (273). His 4,728 completions are 11th-most all-time.
- Has started eight career playoff games and completed 197-of-293 passing attempts for 2,463 yards (67.2% completion), for 13 touchdowns and a 101.7 passer rating.
- Accounted for the most passing yards through 165 starts in NFL history.
- Became one of four quarterbacks in NFL history to throw for 3,700+ yards and 20 touchdowns in eight consecutive seasons.
- Ranks sixth in NFL history for 350-plus completions in eight consecutive seasons.
- Ranks fourth in NFL history for pass completions (3,482) through a player's first 10 seasons.
- In Week 2 of the 2023 season, he passed Peyton Manning for the most passing yards by a player in his first 200 regular season games (52,723 yards in 193 games).
- He finished the 2023 regular season in the top 10 for best passing seasons (yards) in Rams history.
- Through the first two games of the 2023 season, he had 641 passing yards, the most through Week 2 of his career.
- Completed 206-of-303 passes for 2,087 yards with a 87.4 passer rating before being injured in Week 11 of 2022. Ranked seventh in the NFL in completion percentage (68.0%), the highest completion percentage of his career before being injured.
- Finished top five in the regular 2021 season in passing yards (4,886), passing touchdowns (41, matching a career-high), passing first downs (233) and yards per attempt (8.13).
- Through 17 games during the 2021 season, Stafford had the Rams third in the NFL with 65 completions of over 20-yards with completions to eight different receivers.
- Threw 237 career touchdown passes in his first 10 seasons (2009-18) passing Drew Brees (235) for the sixth-most touchdown passes through a player's first 10 seasons.
- Was voted to the Pro Bowl in 2014 after leading the Detroit Lions to the playoffs.



- Broke the Rams' franchise record for single-season passing yards in Week 18 of the 2021 season when he reached 4,886 passing yards in his 17th game this year.
- Broke the Rams' franchise record for completions in a single-season with 404 completions on 601 attempts. During the Rams' Week 17 win in Baltimore in 2021.
- Was selected as the 2011 Associated Press Comeback Player of the Year.
- In his first 182 career regular season and playoff games, Stafford accumulated 50,159 passing yards. Stafford was the fastest QB to reach 50,000 passing yards in NFL history.
- Became the fastest quarterback in NFL history to reach 40,000 passing yards (147 games).
- Became the fastest quarterback in NFL history to reach 30,000 passing yards, hitting the mark in his 109th game. The record was previously set by Hall of Fame QBs Dan Marino and Kurt Warner who accomplished the feat in 114 career games.
- From 2011-2020, Stafford had 36 game-winning drives, which is five more than second place Russell Wilson during that time, six more than Drew Brees and 16 more times than Aaron Rodgers. He led the NFL in game-winning drives in 2014, 2016 and 2017. In 2021 with the Rams, Stafford had four game-winning drives. In the fourth quarter, Stafford completed 71% of his passes, threw for 12 touchdowns and had a 126.4 passer rating.
- With 10 games of 400-plus passing yards, Stafford is seventh all-time in the category.
- Entering into the 2021 season and since he entered the league in 2009, Stafford led all quarterback with 31 fourth-quarter comebacks. Of his 74 career wins with the Detroit Lions, 31 of them featured fourth quarter comebacks.
- Has finished in the top 10 in passing yards eight times in his career. He was third in the NFL in passing yards during the 2021 campaign.
- Has finished the regular season with a completion rate above 63% from 2015-2022.





College: Stafford played three seasons at Georgia (34 starts) and finished his collegiate career ranking third on the school's all-time record list for yards passing (7,731), pass attempts (987), completed passes (564), touchdowns passes (51), total touchdowns (57) and yards of total offense (7,944). In 2008, he started 13 games and completed 235-of-383 passes for 3,459 yards with a 61.3 completion percentage. Stafford set a Georgia season record with 25 touchdowns and averaged 9.0 yards per passing attempt. He recorded the third-best season in Georgia history and his 153.5 passing efficiency marked was the second-best in program history. He earned AP All-Southeastern Conference honors and received the team's Vince Dooley MVP of the Year Award. Stafford was 30-9 in his college career, including bowl game victories in the 2006 Chick-fil-A Bowl, 2008 Sugar Bowl and the 2009 Capital One Bowl. He is tied for first in Georgia history with five touchdown passes in a game and is second in school history in total offense.



Personal: Attended Highland Park High School in Dallas, Texas and was a USA Today All-American selection following his senior year. He was a three-time All-State selection and was the Gatorade Player of the Year after throwing for 4,018 yards and 38 touchdowns in his senior year to lead the school to it's first Class AAAA championship since 1957. He was ranked as one of the best high school football players in the country, ranking as the no.6 overall prospect and the no.1 quarterback in the 2006 recruiting class, according to *247Sports*. He chose to attend Georgia despite receiving scholarship offers from Florida State, Michigan, Oklahoma, Oklahoma State and Texas.





Matthew Stafford, NFL Statistics



Regular Season Passing

| Year | Team | G/S | Att. | Comp. | Pct. | Yards | Yds/Att. | TD | Int. | Long | Sack-Yards | Rating |
|---------------|------------------|----------------|--------------|--------------|-------------|---------------|------------|------------|------------|-----------|------------------|-------------|
| 2009 | Detroit Lions | 10/10 | 377 | 201 | 53.3 | 2,267 | 6.0 | 13 | 20 | 75 | 24-169 | 61.0 |
| 2010 | Detroit Lions | 3/3 | 96 | 57 | 59.4 | 535 | 5.6 | 6 | 1 | 36 | 4-36 | 91.3 |
| 2011 | Detroit Lions | 16/16 | 663 | 421 | 63.5 | 5,038 | 7.6 | 41 | 16 | 73 | 36-257 | 97.2 |
| 2012 | Detroit Lions | 16/16 | 727 | 435 | 59.8 | 4,967 | 6.8 | 20 | 17 | 57 | 29-212 | 79.8 |
| 2013 | Detroit Lions | 16/16 | 634 | 371 | 58.5 | 4,650 | 7.3 | 29 | 19 | 87 | 23-168 | 84.2 |
| 2014 | Detroit Lions | 16/16 | 602 | 363 | 60.3 | 4,257 | 7.1 | 22 | 12 | 73 | 45-254 | 85.7 |
| 2015 | Detroit Lions | 16/16 | 592 | 398 | 67.2 | 4,262 | 7.2 | 32 | 13 | 57 | 44-251 | 97.0 |
| 2016 | Detroit Lions | 16/16 | 594 | 388 | 65.3 | 4,327 | 7.3 | 24 | 10 | 73 | 37-216 | 93.3 |
| 2017 | Detroit Lions | 16/16 | 565 | 371 | 65.7 | 4,446 | 7.9 | 29 | 10 | 71 | 47-287 | 99.3 |
| 2018 | Detroit Lions | 16/16 | 555 | 367 | 66.1 | 3,777 | 6.8 | 21 | 11 | 67 | 40-255 | 89.9 |
| 2019 | Detroit Lions | 8/8 | 291 | 187 | 64.3 | 2,499 | 8.6 | 19 | 5 | 66 | 18-137 | 106.0 |
| 2020 | Detroit Lions | 16/16 | 528 | 339 | 64.2 | 4,084 | 7.7 | 26 | 10 | 73 | 38-254 | 96.3 |
| 2021 | Los Angeles Rams | 17/17 | 601 | 404 | 67.7 | 4,886 | 8.1 | 41 | 17 | 79 | 30-243 | 102.9 |
| 2022 | Los Angeles Rams | 9/9 | 303 | 206 | 68.0 | 2,087 | 6.9 | 10 | 8 | 75 | 29-208 | 87.4 |
| 2023 | Los Angeles Rams | 15/15 | 521 | 326 | 62.6 | 3,965 | 7.6 | 24 | 11 | 80 | 30-205 | 92.5 |
| Totals | | 206/206 | 7,649 | 4,834 | 63.2 | 56,047 | 7.3 | 357 | 180 | 87 | 474-3,152 | 91.0 |

Rushing

| Year | Team | Att. | Yards | Avg. | Long | TD |
|---------------|------------------|------------|--------------|------------|-----------|-----------|
| 2009 | Detroit Lions | 20 | 108 | 5.40 | 21 | 2 |
| 2010 | Detroit Lions | 4 | 11 | 2.75 | 9 | 1 |
| 2011 | Detroit Lions | 22 | 78 | 3.55 | 22 | 0 |
| 2012 | Detroit Lions | 35 | 126 | 3.60 | 11 | 4 |
| 2013 | Detroit Lions | 37 | 69 | 1.86 | 14 | 2 |
| 2014 | Detroit Lions | 43 | 93 | 2.16 | 18 | 2 |
| 2015 | Detroit Lions | 44 | 159 | 3.61 | 18 | 1 |
| 2016 | Detroit Lions | 37 | 207 | 5.59 | 24 | 2 |
| 2017 | Detroit Lions | 29 | 98 | 3.38 | 15 | 0 |
| 2018 | Detroit Lions | 25 | 71 | 2.84 | 10 | 0 |
| 2019 | Detroit Lions | 20 | 66 | 3.30 | 12 | 0 |
| 2020 | Detroit Lions | 29 | 112 | 3.86 | 17 | 0 |
| 2021 | Los Angeles Rams | 32 | 43 | 1.34 | 12 | 0 |
| 2022 | Los Angeles Rams | 13 | 9 | 0.69 | 4 | 1 |
| 2023 | Los Angeles Rams | 21 | 65 | 3.1 | 9 | 0 |
| Totals | | 411 | 1,315 | 3.2 | 24 | 15 |



Postseason

Passing

| Year | Team | G/S | Att. | Comp. | Pct. | Yards | Yds/Att. | TD | Int. | Long | Sack-Yards | Rating |
|---------------|------------------|------------|------------|------------|-------------|--------------|------------|-----------|----------|-----------|--------------|--------------|
| 2011 | Detroit Lions | 1/1 | 43 | 28 | 65.1 | 380 | 8.8 | 3 | 2 | 42 | 0-0 | 97.0 |
| 2014 | Detroit Lions | 1/1 | 42 | 28 | 66.7 | 323 | 7.7 | 1 | 1 | 51 | 3-16 | 87.7 |
| 2016 | Detroit Lions | 1/1 | 32 | 18 | 56.3 | 205 | 6.4 | 0 | 0 | 30 | 3-23 | 75.7 |
| 2021 | Los Angeles Rams | 4/4 | 140 | 98 | 70.0 | 1,188 | 8.5 | 9 | 3 | 70 | 7-42 | 108.3 |
| 2023 | Los Angeles Rams | 1/1 | 36 | 25 | 69.4 | 367 | 10.2 | 2 | 0 | 50 | 2-10 | 120.9 |
| Totals | | 8/8 | 293 | 197 | 67.2 | 2,463 | 8.4 | 15 | 6 | 70 | 15-91 | 101.7 |

Rushing

| Year | Team | Att. | Yards | Avg. | Long | TD |
|---------------|------------------|-----------|-----------|-------------|-----------|----------|
| 2011 | Detroit Lions | 2 | 1 | 0.50 | 1 | 1 |
| 2014 | Detroit Lions | 1 | 9 | 9.00 | 9 | 0 |
| 2016 | Detroit Lions | 3 | 15 | 5.00 | 11 | 0 |
| 2021 | Los Angeles Rams | 18 | 42 | 2.33 | 14 | 2 |
| 2023 | Los Angeles Rams | 0 | 0 | 0.0 | 0 | 0 |
| Totals | | 24 | 67 | 2.79 | 14 | 3 |





Matthew Stafford, Game-By-Game



2023 Los Angeles Rams

| Game | W/L | P/S | Att. | Comp. | Pct. | Yards/ | | | Int. | Long | Sack- | | Rtg. |
|---------------|------------|--------------|------------|------------|-------------|--------------|------------|-----------|-----------|-----------|---------------|-------------|------|
| | | | | | | Yards | Att. | TD | | | Yards | Yards | |
| at Sea 9/10 | W | 1/1 | 38 | 24 | 63.2 | 334 | 8.8 | 0 | 0 | 44 | 0-0 | 91.3 | |
| SF 9/17 | L | 1/1 | 55 | 34 | 61.8 | 307 | 5.6 | 1 | 2 | 20 | 1-10 | 67.8 | |
| at Cin 9/25 | L | 1/1 | 33 | 18 | 54.5 | 269 | 8.2 | 1 | 2 | 46 | 6-48 | 66.4 | |
| at Ind 10/1 | W | 1/1 | 40 | 27 | 67.5 | 319 | 8.0 | 1 | 1 | 33 | 2-16 | 89.5 | |
| Phi 10/8 | L | 1/1 | 37 | 21 | 56.8 | 222 | 6.0 | 2 | 0 | 39 | 4-27 | 92.4 | |
| Ari 10/15 | W | 1/1 | 24 | 15 | 62.5 | 226 | 9.4 | 1 | 0 | 49 | 3-23 | 107.3 | |
| Pit 10/22 | L | 1/1 | 29 | 14 | 48.3 | 231 | 8.0 | 1 | 1 | 36 | 2-12 | 72.6 | |
| at Dal 10/29 | L | 1/1 | 22 | 13 | 59.1 | 162 | 7.4 | 1 | 1 | 32 | 1-9 | 78.2 | |
| at GB 11/5 | | | | | | Did Not Play | | | | | | | |
| Sea 11/19 | W | 1/1 | 31 | 17 | 54.8 | 190 | 6.1 | 1 | 1 | 42 | 1-5 | 70.6 | |
| at Ari 11/26 | W | 1/1 | 33 | 25 | 75.8 | 229 | 6.9 | 4 | 1 | 42 | 0-0 | 121.1 | |
| Cle 12/3 | W | 1/1 | 37 | 22 | 59.5 | 279 | 7.5 | 3 | 0 | 70 | 0-0 | 110.1 | |
| at Bal 12/10 | L | 1/1 | 41 | 23 | 56.1 | 294 | 7.2 | 3 | 0 | 34 | 2-12 | 103.1 | |
| Was 12/17 | W | 1/1 | 33 | 25 | 75.8 | 258 | 7.8 | 2 | 0 | 62 | 3-9 | 118.0 | |
| NO 12/21 | W | 1/1 | 34 | 24 | 70.6 | 328 | 9.6 | 2 | 0 | 41 | 1-3 | 120.7 | |
| at NYG 12/31 | W | 1/1 | 34 | 24 | 70.6 | 317 | 9.3 | 1 | 2 | 80 | 4-31 | 85.0 | |
| at SF 1/17/24 | | | | | | Inactive | | | | | | | |
| Totals | 9-6 | 15/15 | 521 | 326 | 62.6 | 3,965 | 7.6 | 24 | 11 | 80 | 30-205 | 92.5 | |

2023 Postseason

| Game | W/L | P/S | Att. | Comp. | Pct. | Yards/ | | | Int. | Long | Sack- | | Rtg. |
|-----------------|------------|------------|-----------|-----------|-------------|------------|-------------|----------|----------|-----------|-------------|--------------|------|
| | | | | | | Yards | Att. | TD | | | Yards | Yards | |
| at Det 1/14/24* | L | 1/1 | 36 | 25 | 69.4 | 367 | 10.2 | 2 | 0 | 50 | 2-10 | 120.9 | |
| Totals | 0-1 | 1/1 | 36 | 25 | 69.4 | 367 | 10.2 | 2 | 0 | 50 | 2-10 | 120.9 | |

* Denotes Wild Card Round



2020 Detroit Lions

| Game | W/L | P/S | Att. | Comp. | Pct. | Yards/ | | | Int. | Long | Sack- | | Rtg. |
|---------------|-------------|--------------|------------|------------|-------------|--------------|------------|-----------|-----------|-----------|---------------|-------------|------|
| | | | | | | Yards | Att. | TD | | | Yards | Yards | |
| Chi 9/13 | L | 1/1 | 42 | 24 | 57.1 | 297 | 7.1 | 1 | 1 | 32 | 1-9 | 77.2 | |
| at GB 9/20 | L | 1/1 | 33 | 20 | 60.6 | 244 | 7.4 | 2 | 1 | 36 | 4-26 | 91.0 | |
| at Ari 9/27 | W | 1/1 | 31 | 22 | 71.0 | 270 | 8.7 | 2 | 0 | 27 | 4-38 | 119.0 | |
| NO 10/4 | L | 1/1 | 31 | 17 | 54.8 | 206 | 6.6 | 3 | 1 | 50 | 3-15 | 94.3 | |
| at Jax 10/18 | W | 1/1 | 31 | 19 | 61.3 | 223 | 7.2 | 1 | 1 | 48 | 0-0 | 80.4 | |
| at Atl 10/25 | W | 1/1 | 36 | 25 | 69.4 | 340 | 9.4 | 1 | 0 | 36 | 2-18 | 108.6 | |
| Ind 11/1 | L | 1/1 | 42 | 24 | 57.1 | 336 | 8.0 | 3 | 1 | 73 | 5-39 | 96.9 | |
| at Min 11/8 | L | 1/1 | 32 | 23 | 71.9 | 211 | 6.6 | 1 | 2 | 20 | 2-13 | 73.8 | |
| Was 11/15 | W | 1/1 | 33 | 24 | 72.7 | 276 | 8.4 | 3 | 0 | 55t | 1-9 | 127.8 | |
| at Car 11/22 | L | 1/1 | 33 | 18 | 54.5 | 178 | 5.4 | 0 | 0 | 35 | 5-33 | 70.0 | |
| Hou 11/26 | L | 1/1 | 42 | 28 | 66.7 | 295 | 7.0 | 1 | 1 | 51 | 4-16 | 84.9 | |
| at Chi 12/6 | W | 1/1 | 42 | 27 | 64.3 | 402 | 9.6 | 3 | 1 | 49t | 2-2 | 109.4 | |
| GB 12/13 | L | 1/1 | 34 | 24 | 70.6 | 244 | 7.2 | 1 | 0 | 23 | 4-31 | 100.6 | |
| at Ten 12/20 | L | 1/1 | 32 | 22 | 68.8 | 252 | 7.9 | 1 | 0 | 44 | 0-0 | 102.6 | |
| TB 12/26 | L | 1/1 | 3 | 2 | 66.7 | 17 | 5.7 | 0 | 0 | 15 | 0-0 | 81.0 | |
| Min 1/3/21 | L | 1/1 | 31 | 20 | 64.5 | 293 | 9.5 | 3 | 1 | 43t | 1-5 | 114.0 | |
| Totals | 5-11 | 16/16 | 528 | 339 | 64.2 | 4,084 | 7.7 | 26 | 10 | 73 | 38-254 | 96.3 | |



2022 Los Angeles Rams

| Game | W/L | P/S | Att. | Comp. | Pct. | Yards/ | | | Int. | Long | Sack- | | Rtg. |
|---------------|-------------|------------|------------|------------|-------------|-----------------|------------|-----------|----------|-----------|-----------------|-------------|------|
| | | | | | | Yards | Att. | TD | | | Yards | Yards | |
| Buf 9/8 | L | 1/1 | 41 | 29 | 70.7 | 240 | 5.9 | 1 | 3 | 28 | 7-0-49 | 63.1 | |
| Atl 9/18 | W | 1/1 | 36 | 27 | 75.0 | 272 | 7.6 | 3 | 2 | 29 | 1-0-0 | 100.7 | |
| at Ari 9/25 | W | 1/1 | 25 | 18 | 72.0 | 249 | 10.0 | 0 | 0 | 32 | 1.0-10 | 103.6 | |
| at SF 10/3 | L | 1/1 | 48 | 32 | 66.7 | 254 | 5.3 | 0 | 1 | 18 | 7-0-54 | 71.0 | |
| Dal 10/9 | L | 1/1 | 42 | 28 | 66.7 | 308 | 7.3 | 1 | 1 | 75 | 5-0-35 | 86.2 | |
| Car 10/16 | W | 1/1 | 33 | 26 | 78.8 | 253 | 7.7 | 1 | 1 | 22 | 1-0-4 | 96.1 | |
| SF 10/30 | L | 1/1 | 33 | 22 | 66.7 | 187 | 5.7 | 1 | 9 | 23 | 2-0-20 | 91.4 | |
| at TB 11/6 | L | 1/1 | 27 | 13 | 48.1 | 165 | 6.1 | 1 | 0 | 69 | 4-0-27 | 80.0 | |
| Ari 11/13 | L | | | | | Inactive | | | | | | | |
| at NO 11/20 | L | 1/1 | 18 | 11 | 61.1 | 159 | 8.8 | 2 | 0 | 62 | 1-0-9 | 126.9 | |
| at KC 11/27 | L | | | | | Inactive | | | | | | | |
| Sea 12/4 | L | | | | | Injured Reserve | | | | | | | |
| LV 12/8 | W | | | | | Injured Reserve | | | | | | | |
| at GB 12/19 | L | | | | | Injured Reserve | | | | | | | |
| Den 12/25 | W | | | | | Injured Reserve | | | | | | | |
| at LAC 1/1 | L | | | | | Injured Reserve | | | | | | | |
| at Sea 1/8 | L | | | | | Injured Reserve | | | | | | | |
| Totals | 5-12 | 9/9 | 303 | 206 | 68.0 | 2,087 | 6.9 | 10 | 8 | 75 | 29.0-208 | 87.4 | |

2021 Los Angeles Rams

| Game | W/L | P/S | Att. | Comp. | Pct. | Yards/ | | | Int. | Long | Sack- | | Rtg. |
|---------------|-------------|--------------|------------|------------|-------------|--------------|------------|-----------|-----------|-----------|---------------------|-------|------|
| | | | | | | Yards | Att. | TD | | | Yards | Yards | |
| Chi 9/12 | W | 1/1 | 26 | 20 | 76.9 | 321 | 12.4 | 3 | 0 | 67 | 1-9 | 156.1 | |
| at Ind 9/19 | W | 1/1 | 30 | 19 | 63.3 | 278 | 9.3 | 2 | 1 | 44 | 1-8 | 101.1 | |
| TB 9/26 | W | 1/1 | 38 | 27 | 71.1 | 343 | 9.0 | 4 | 0 | 75 | 1-12 | 134.0 | |
| Ari 10/3 | L | 1/1 | 41 | 26 | 63.4 | 280 | 6.8 | 2 | 1 | 35 | 0-0 | 89.5 | |
| at Sea 10/7 | W | 1/1 | 37 | 25 | 67.6 | 365 | 9.9 | 1 | 1 | 68 | 1-7 | 97.2 | |
| at NYG 10/17 | W | 1/1 | 28 | 22 | 78.6 | 251 | 8.9 | 4 | 1 | 30 | 2-17 | 128.7 | |
| Det 10/24 | W | 1/1 | 41 | 28 | 68.3 | 334 | 8.2 | 3 | 0 | 59 | 1-7 | 117.3 | |
| at Hou 10/31 | W | 1/1 | 32 | 21 | 65.6 | 305 | 9.5 | 3 | 0 | 68 | 0-0 | 127.7 | |
| Ten 11/7 | L | 1/1 | 48 | 31 | 64.6 | 294 | 6.1 | 1 | 2 | 26 | 5-41 | 71.0 | |
| at SF 11/15 | L | 1/1 | 41 | 26 | 63.4 | 243 | 5.9 | 1 | 2 | 33 | 2-19 | 67.4 | |
| at GB 11/28 | L | 1/1 | 38 | 21 | 55.3 | 302 | 7.9 | 3 | 1 | 79 | 2-17 | 96.6 | |
| Jax 12/5 | W | 1/1 | 38 | 26 | 68.4 | 295 | 7.8 | 3 | 0 | 43 | 1-5 | 117.8 | |
| at Ari 12/13 | W | 1/1 | 30 | 23 | 76.7 | 287 | 9.6 | 3 | 0 | 52 | 3-20 | 139.2 | |
| Sea 12/21 | W | 1/1 | 29 | 21 | 72.4 | 244 | 8.4 | 2 | 1 | 42 | 4-35 | 106.1 | |
| at Min 12/26 | W | 1/1 | 37 | 21 | 56.8 | 197 | 5.3 | 1 | 3 | 37 | 0-0 | 46.8 | |
| at Bal 12/22 | W | 1/1 | 35 | 26 | 74.3 | 309 | 8.8 | 2 | 2 | 35 | 1-9 | 96.0 | |
| SF 1/9/22 | L | 1/1 | 32 | 21 | 65.6 | 238 | 7.4 | 3 | 2 | 46 | 5-37 | 93.0 | |
| Totals | 12-5 | 17/17 | 601 | 404 | 67.7 | 4,886 | 8.1 | 41 | 17 | 79 | 30-243/102.9 | | |

2021 Postseason

| Game | W/L | P/S | Att. | Comp. | Pct. | Yards/ | | | Int. | Long | Sack- | | Rtg. |
|----------------|------------|------------|-----------|------------|-------------|--------------|------------|----------|----------|-----------|-------------|--------------|------|
| | | | | | | Yards | Att. | TD | | | Yards | Yards | |
| Ari 1/17/22* | W | 1/1 | 17 | 13 | 76.5 | 224 | 11.9 | 2 | 0 | 41 | 1-7 | 154.5 | |
| at TB 1/23/23^ | W | 1/1 | 38 | 28 | 73.7 | 366 | 9.6 | 2 | 0 | 70 | 2-11 | 121.2 | |
| SF 1/30/22 ~ | W | 1/1 | 45 | 31 | 68.9 | 337 | 7.5 | 2 | 1 | 29 | 2-11 | 96.3 | |
| Cin 2/13/22 + | W | 1/1 | 40 | 26 | 65.0 | 283 | 7.1 | 3 | 2 | 35 | 2-13 | 89.9 | |
| Totals | 4-0 | 4/4 | 98 | 140 | 70.0 | 1,188 | 8.5 | 9 | 3 | 70 | 7-42 | 108.3 | |

* Denotes NFC Wild Card Game, ^ Denotes NFC Divisional Round, ~ Denotes NFC Championship, + Denotes Super Bowl



2019 Detroit Lions

| Game | W/L | P/S | Att. | Comp. | Pct. | Yards/ | | | Int. | Long | Sack- | | Rtg. |
|---------------|---------------|------------|------------|------------|-------------|-----------------|------------|-----------|----------|-----------|---------------|--------------|------|
| | | | | | | Yards | Att. | TD | | | Yards | Yards | |
| at Ari 9/8 | T | 1/1 | 45 | 27 | 60.0 | 385 | 8.6 | 3 | 0 | 47i | 3-24 | 110.0 | |
| LAC 9/15 | W | 1/1 | 30 | 22 | 73.3 | 245 | 8.2 | 2 | 2 | 36t | 0-0 | 91.7 | |
| at Phi 9/22 | W | 1/1 | 32 | 18 | 56.3 | 201 | 6.3 | 1 | 0 | 27 | 0-0 | 85.5 | |
| KC 9/29 | L | 1/1 | 34 | 21 | 61.8 | 291 | 8.6 | 3 | 0 | 34 | 4-30 | 118.6 | |
| at GB 10/14 | L | 1/1 | 32 | 18 | 56.3 | 265 | 8.3 | 0 | 0 | 66 | 3-22 | 83.5 | |
| Min 10/20 | L | 1/1 | 45 | 30 | 66.7 | 364 | 8.1 | 4 | 1 | 47 | 2-12 | 111.7 | |
| NYG 10/27 | W | 1/1 | 32 | 25 | 78.1 | 342 | 10.7 | 3 | 1 | 49t | 4-26 | 129.4 | |
| at Oak 11/3 | L | 1/1 | 41 | 26 | 63.4 | 406 | 9.9 | 3 | 1 | 59t | 2-23 | 110.4 | |
| at Chi 11/10 | L | | | | | Inactive | | | | | | | |
| Dal 11/17 | L | | | | | Inactive | | | | | | | |
| at Was 11/24 | L | | | | | Inactive | | | | | | | |
| Chi 11/28 | L | | | | | Inactive | | | | | | | |
| at Min 12/8 | L | | | | | Inactive | | | | | | | |
| TB 12/15 | L | | | | | Inactive | | | | | | | |
| at Den 12/22 | L | | | | | Injured Reserve | | | | | | | |
| GB 12/29 | L | | | | | Injured Reserve | | | | | | | |
| Totals | 3-12-1 | 8/8 | 291 | 187 | 64.3 | 2,499 | 8.6 | 19 | 5 | 66 | 18-137 | 106.0 | |



Matthew Stafford, Game-By-Game



2018 Detroit Lions

| Game | W/L | P/S | Att. | Comp. | Pct. | Yards | Yards/ Att. | TD | Int. | Long | Sack- Yards | Rtg. |
|---------------|-------------|--------------|------------|------------|-------------|--------------|----------------|-----------|-----------|-----------|----------------|-------------|
| NYJ 9/10 | L | 1/1 | 46 | 27 | 58.7 | 286 | 6.2 | 1 | 4 | 28 | 0-0 | 47.9 |
| at SF 9/16 | L | 1/1 | 53 | 34 | 64.2 | 347 | 6.5 | 3 | 0 | 67 | 2-18 | 101.7 |
| NE 9/23 | W | 1/1 | 36 | 27 | 75.0 | 262 | 7.3 | 2 | 1 | 33t | 1-7 | 101.9 |
| at Dal 9/30 | L | 1/1 | 30 | 24 | 80.0 | 307 | 10.2 | 2 | 0 | 45t | 3-21 | 131.5 |
| GB 10/7 | W | 1/1 | 26 | 14 | 53.8 | 183 | 7.0 | 2 | 0 | 60 | 3-13 | 101.9 |
| at Mia 10/21 | W | 1/1 | 22 | 18 | 81.8 | 217 | 9.9 | 2 | 0 | 29 | 1-8 | 138.1 |
| Sea 10/28 | L | 1/1 | 40 | 27 | 67.5 | 310 | 7.8 | 2 | 1 | 39 | 3-13 | 96.9 |
| at Min 11/4 | L | 1/1 | 36 | 25 | 69.4 | 199 | 5.5 | 0 | 0 | 18 | 10-56 | 83.0 |
| at Chi 11/11 | L | 1/1 | 42 | 25 | 59.5 | 274 | 6.5 | 2 | 2 | 32 | 6-45 | 74.9 |
| Car 11/18 | W | 1/1 | 37 | 23 | 62.2 | 220 | 5.9 | 1 | 0 | 36 | 1-5 | 87.7 |
| Chi 11/22 | L | 1/1 | 38 | 28 | 73.7 | 236 | 6.2 | 0 | 2 | 43 | 2-14 | 67.4 |
| LA 12/2 | L | 1/1 | 33 | 20 | 60.6 | 245 | 7.4 | 1 | 1 | 39t | 4-37 | 81.0 |
| at Ari 12/9 | W | 1/1 | 23 | 15 | 65.2 | 101 | 4.4 | 0 | 0 | 17 | 1-5 | 74.7 |
| at Buf 12/16 | L | 1/1 | 29 | 22 | 75.9 | 208 | 7.2 | 1 | 0 | 40 | 0-0 | 106.7 |
| Min 12/23 | L | 1/1 | 32 | 18 | 56.3 | 116 | 3.6 | 0 | 0 | 21 | 2-11 | 64.1 |
| at GB 12/30 | W | 1/1 | 32 | 20 | 62.5 | 266 | 8.3 | 2 | 0 | 41 | 1-2 | 109.6 |
| Totals | 6-10 | 16/16 | 555 | 367 | 66.1 | 3,777 | 6.8 | 21 | 11 | 67 | 40-255 | 89.9 |



2017 Detroit Lions

| Game | W/L | P/S | Att. | Comp. | Pct. | Yards | Yards/ Att. | TD | Int. | Long | Sack- Yards | Rtg. |
|---------------|------------|--------------|------------|------------|-------------|--------------|----------------|-----------|-----------|-----------|----------------|-------------|
| Ari 9/10 | W | 1/1 | 41 | 29 | 70.7 | 292 | 7.1 | 4 | 1 | 45t | 1-7 | 113.1 |
| at NYG 9/18 | W | 1/1 | 21 | 15 | 71.4 | 122 | 5.8 | 2 | 0 | 27t | 3-3 | 117.6 |
| Atl 9/24 | L | 1/1 | 45 | 25 | 55.6 | 264 | 5.9 | 1 | 0 | 29 | 2-11 | 80.2 |
| at Min 10/1 | W | 1/1 | 31 | 19 | 61.3 | 209 | 6.7 | 0 | 0 | 38 | 6-55 | 81.3 |
| Car 10/8 | L | 1/1 | 35 | 23 | 65.7 | 229 | 6.5 | 2 | 0 | 25 | 6-37 | 103.2 |
| at NO 10/15 | L | 1/1 | 52 | 25 | 48.1 | 312 | 6.0 | 3 | 3 | 45t | 5-31 | 62.3 |
| Pit 10/29 | L | 1/1 | 45 | 27 | 60.0 | 423 | 9.4 | 0 | 0 | 44 | 2-12 | 91.3 |
| at GB 11/6 | W | 1/1 | 33 | 26 | 78.8 | 361 | 10.9 | 2 | 0 | 63 | 1-8 | 132.4 |
| Cle 11/12 | W | 1/1 | 26 | 17 | 65.4 | 249 | 9.6 | 3 | 1 | 50 | 4-8 | 118.9 |
| at Chi 11/19 | W | 1/1 | 31 | 21 | 67.7 | 299 | 9.6 | 2 | 0 | 40 | 3-12 | 120.2 |
| Min 11/23 | L | 1/1 | 35 | 20 | 57.1 | 250 | 7.1 | 2 | 1 | 43t | 3-14 | 86.6 |
| at Bal 12/3 | L | 1/1 | 29 | 24 | 82.8 | 292 | 10.1 | 1 | 1 | 46 | 3-22 | 105.7 |
| at TB 12/10 | W | 1/1 | 44 | 36 | 81.8 | 381 | 8.7 | 1 | 2 | 38 | 0-0 | 91.4 |
| Chi 12/16 | W | 1/1 | 33 | 25 | 75.8 | 237 | 7.2 | 2 | 0 | 58 | 4-35 | 115.3 |
| at Cin 12/24 | L | 1/1 | 35 | 19 | 54.3 | 203 | 5.8 | 1 | 1 | 33t | 2-14 | 69.1 |
| GB 12/31 | W | 1/1 | 29 | 20 | 69.0 | 323 | 11.1 | 3 | 0 | 71 | 2-18 | 140.4 |
| Totals | 9-7 | 16/16 | 565 | 371 | 65.7 | 4,446 | 7.9 | 29 | 10 | 71 | 47-287 | 99.3 |



2016 Detroit Lions

| Game | W/L | P/S | Att. | Comp. | Pct. | Yards | Yards/ Att. | TD | Int. | Long | Sack- Yards | Rtg. |
|---------------|------------|--------------|------------|------------|-------------|--------------|----------------|-----------|-----------|------------|----------------|-------------|
| at Ind 9/11 | W | 1/1 | 39 | 31 | 79.5 | 340 | 8.7 | 3 | 0 | 32 | 1-8 | 128.6 |
| Ten 9/18 | L | 1/1 | 40 | 22 | 55.0 | 260 | 6.5 | 1 | 1 | 47 | 4-22 | 72.9 |
| at GB 9/25 | L | 1/1 | 41 | 28 | 68.3 | 385 | 9.4 | 3 | 1 | 73t | 3-17 | 112.3 |
| at Chi 10/2 | L | 1/1 | 36 | 23 | 63.9 | 213 | 5.9 | 0 | 2 | 22 | 2-16 | 56.8 |
| Phi 10/9 | W | 1/1 | 25 | 19 | 76.0 | 180 | 7.2 | 3 | 0 | 27 | 4-16 | 135.0 |
| LA 10/16 | W | 1/1 | 31 | 23 | 74.2 | 270 | 8.7 | 4 | 0 | 61 | 1-5 | 139.8 |
| Was 10/23 | W | 1/1 | 29 | 18 | 62.1 | 266 | 9.2 | 1 | 0 | 52 | 3-16 | 103.5 |
| at Hou 10/30 | L | 1/1 | 41 | 27 | 65.9 | 240 | 5.9 | 1 | 0 | 34 | 1-9 | 89.5 |
| at Min 11/6 | W | 1/1 | 36 | 23 | 63.9 | 219 | 6.1 | 2 | 1 | 28t | 1-5 | 87.6 |
| Jax 11/20 | W | 1/1 | 33 | 24 | 72.7 | 278 | 8.4 | 0 | 0 | 61 | 3-15 | 97.8 |
| Min 11/24 | W | 1/1 | 40 | 23 | 57.5 | 232 | 5.8 | 1 | 0 | 41 | 2-18 | 82.5 |
| at NO 12/4 | W | 1/1 | 42 | 30 | 71.4 | 341 | 8.1 | 2 | 0 | 66t | 2-4 | 111.3 |
| Chi 12/11 | W | 1/1 | 35 | 21 | 60.0 | 223 | 6.4 | 1 | 2 | 48 | 3-14 | 64.3 |
| at NYG 12/18 | L | 1/1 | 39 | 24 | 61.5 | 273 | 7.0 | 0 | 1 | 67 | 1-5 | 71.8 |
| at Dal 12/26 | L | 1/1 | 46 | 26 | 56.5 | 260 | 5.7 | 0 | 1 | 21 | 4-31 | 63.7 |
| GB 1/1/17 | L | 1/1 | 41 | 26 | 63.4 | 347 | 8.5 | 2 | 1 | 35 | 2-15 | 96.3 |
| Totals | 9-7 | 16/16 | 594 | 388 | 65.3 | 4,327 | 7.3 | 24 | 10 | 73t | 37-216 | 93.3 |

2016 Postseason

| Game | W/L | P/S | Att. | Comp. | Pct. | Yards | Yards/ Att. | TD | Int. | Long | Sack- Yards | Rtg. |
|----------------|------------|------------|-----------|-----------|-------------|------------|----------------|----------|----------|-----------|----------------|-------------|
| at Sea 1/7/17* | L | 1/1 | 32 | 18 | 56.3 | 205 | 6.4 | 0 | 0 | 30 | 3-23 | 75.7 |
| Totals | 0-1 | 1/1 | 32 | 18 | 56.3 | 205 | 6.4 | 0 | 0 | 30 | 3-23 | 75.7 |

* Denotes NFC Wild Card Game



Matthew Stafford, Game-By-Game



2015 Detroit Lions

| Game | W/L | P/S | Att. | Comp. | Pct. | Yards/ | | | Sack-Yards | Rtg. | | |
|---------------|------------|--------------|------------|------------|-------------|--------------|------------|-----------|------------|-----------|---------------|-------------|
| | | | | | | Yards | Att. | TD | | | | |
| at SD 9/13 | L | 1/1 | 30 | 19 | 63.3 | 246 | 8.2 | 2 | 2 | 36 | 1-13 | 83.5 |
| at Min 9/20 | L | 1/1 | 53 | 32 | 60.4 | 286 | 5.4 | 2 | 1 | 19 | 1-1 | 79.6 |
| Den 9/27 | L | 1/1 | 45 | 31 | 68.9 | 282 | 6.3 | 1 | 2 | 33 | 4-20 | 74.5 |
| at Sea 10/5 | L | 1/1 | 35 | 24 | 68.6 | 203 | 5.8 | 0 | 0 | 26 | 0-0 | 83.4 |
| Ari 10/11 | L | 1/1 | 32 | 20 | 62.5 | 188 | 5.9 | 1 | 3 | 48 | 1-0 | 50.0 |
| Chi 10/18 | W | 1/1 | 42 | 27 | 64.3 | 405 | 9.6 | 4 | 1 | 57 | 2-14 | 117.7 |
| Min 10/25 | L | 1/1 | 26 | 18 | 69.2 | 256 | 9.8 | 2 | 0 | 55 | 7-59 | 126.4 |
| at KC 11/1 | L | 1/1 | 36 | 22 | 61.1 | 217 | 6.0 | 1 | 2 | 30 | 6-32 | 64.2 |
| at GB 11/15 | W | 1/1 | 38 | 24 | 63.2 | 242 | 6.4 | 2 | 1 | 43 | 0-0 | 87.8 |
| Oak 11/22 | W | 1/1 | 35 | 22 | 62.9 | 282 | 8.1 | 0 | 0 | 36 | 4-16 | 88.0 |
| Phi 11/26 | W | 1/1 | 38 | 27 | 71.1 | 337 | 8.9 | 5 | 0 | 39 | 2-15 | 137.8 |
| GB 12/3 | L | 1/1 | 35 | 23 | 65.7 | 220 | 6.3 | 2 | 0 | 29 | 3-15 | 102.1 |
| at StL 12/13 | L | 1/1 | 46 | 30 | 65.2 | 245 | 5.3 | 2 | 1 | 16 | 4-25 | 84.1 |
| at NO 12/21 | W | 1/1 | 25 | 22 | 88.0 | 254 | 10.2 | 3 | 0 | 45 | 3-8 | 148.6 |
| SF 12/27 | W | 1/1 | 37 | 29 | 78.4 | 301 | 8.1 | 2 | 0 | 36 | 2-17 | 118.6 |
| at Chi 1/3/16 | W | 1/1 | 39 | 28 | 71.8 | 298 | 7.6 | 3 | 0 | 36t | 4-16 | 119.4 |
| Totals | 7-9 | 16/16 | 592 | 398 | 67.2 | 4,262 | 7.2 | 32 | 13 | 57 | 44-251 | 97.0 |



2014 Detroit Lions

| Game | W/L | P/S | Att. | Comp. | Pct. | Yards/ | | | Sack-Yards | Rtg. | | |
|---------------|-------------|--------------|------------|------------|-------------|--------------|------------|-----------|------------|------------|---------------|-------------|
| | | | | | | Yards | Att. | TD | | | | |
| NYG 9/8 | W | 1/1 | 32 | 22 | 68.8 | 346 | 10.8 | 2 | 0 | 67t | 1-5 | 125.3 |
| at Car 9/14 | L | 1/1 | 48 | 27 | 56.3 | 291 | 6.1 | 1 | 1 | 25 | 4-38 | 72.5 |
| GB 9/21 | W | 1/1 | 34 | 22 | 64.7 | 246 | 7.2 | 0 | 2 | 52 | 2-8 | 61.6 |
| at NYJ 9/28 | W | 1/1 | 34 | 24 | 70.6 | 293 | 8.6 | 2 | 0 | 59t | 4-21 | 116.4 |
| Buf 10/5 | L | 1/1 | 31 | 18 | 58.1 | 231 | 7.5 | 1 | 1 | 55 | 6-27 | 78.8 |
| at Min 10/12 | W | 1/1 | 33 | 19 | 57.6 | 185 | 5.6 | 1 | 0 | 41 | 4-30 | 83.5 |
| NO 10/19 | W | 1/1 | 40 | 27 | 67.5 | 299 | 7.5 | 2 | 2 | 73t | 3-14 | 85.3 |
| at Atl 10/26 | W | 1/1 | 47 | 24 | 51.1 | 325 | 6.9 | 2 | 1 | 59t | 0-0 | 78.8 |
| Mia 11/9 | W | 1/1 | 40 | 25 | 62.5 | 280 | 7.0 | 2 | 1 | 49t | 3-19 | 89.6 |
| at Ari 11/16 | L | 1/1 | 30 | 18 | 60.0 | 183 | 6.1 | 0 | 1 | 30 | 4-19 | 63.6 |
| at NE 11/23 | L | 1/1 | 46 | 18 | 39.1 | 264 | 5.7 | 0 | 1 | 42 | 2-20 | 49.5 |
| Chi 11/27 | W | 1/1 | 45 | 34 | 75.6 | 390 | 8.7 | 2 | 0 | 31 | 2-7 | 116.0 |
| TB 12/7 | W | 1/1 | 34 | 26 | 76.5 | 311 | 9.1 | 3 | 0 | 53 | 4-17 | 133.3 |
| Min 12/14 | W | 1/1 | 28 | 17 | 60.7 | 153 | 5.5 | 1 | 0 | 23 | 0-0 | 87.4 |
| at Chi 12/21 | W | 1/1 | 39 | 22 | 56.4 | 243 | 6.2 | 0 | 2 | 34 | 4-14 | 53.7 |
| at GB 12/28 | L | 1/1 | 41 | 20 | 48.8 | 217 | 5.3 | 3 | 0 | 22 | 2-15 | 89.2 |
| Totals | 11-5 | 16/16 | 602 | 363 | 60.3 | 4,257 | 7.1 | 22 | 12 | 73t | 45-254 | 85.7 |

2014 Postseason

| Game | W/L | P/S | Att. | Comp. | Pct. | Yards/ | | | Sack-Yards | Rtg. | | |
|-----------------|------------|------------|-----------|-----------|-------------|------------|------------|----------|------------|-----------|------------|-------------|
| | | | | | | Yards | Att. | TD | | | | |
| at Dal 1/4/15 * | L | 1/1 | 42 | 28 | 66.7 | 323 | 7.7 | 1 | 1 | 51 | 3-6 | 87.7 |
| Totals | 0-1 | 1/1 | 42 | 28 | 66.7 | 323 | 7.7 | 1 | 1 | 51 | 3-6 | 87.7 |

* Denotes NFC Wild Card Game

2013 Detroit Lions

| Game | W/L | P/S | Att. | Comp. | Pct. | Yards/ | | | Sack-Yards | Rtg. | | |
|---------------|------------|--------------|------------|------------|-------------|--------------|------------|-----------|------------|-----------|---------------|-------------|
| | | | | | | Yards | Att. | TD | | | | |
| Min 9/8 | W | 1/1 | 43 | 28 | 65.1 | 357 | 8.3 | 2 | 1 | 77t | 0-0 | 96.8 |
| at Ari 9/15 | L | 1/1 | 36 | 24 | 66.7 | 278 | 7.7 | 2 | 0 | 72t | 1-5 | 108.3 |
| at Was 9/22 | W | 1/1 | 42 | 25 | 59.5 | 385 | 9.2 | 2 | 1 | 47 | 1-7 | 95.8 |
| Chi 9/29 | W | 1/1 | 35 | 23 | 65.7 | 242 | 6.9 | 1 | 1 | 24 | 1-14 | 83.3 |
| at GB 10/6 | L | 1/1 | 40 | 25 | 62.5 | 262 | 6.6 | 1 | 0 | 25 | 5-40 | 89.8 |
| at Cle 10/13 | W | 1/1 | 43 | 25 | 58.1 | 248 | 5.8 | 4 | 1 | 24 | 1-0 | 95.9 |
| Cin 10/20 | L | 1/1 | 51 | 28 | 54.9 | 357 | 7.0 | 3 | 0 | 50t | 0-0 | 96.6 |
| Dal 10/27 | W | 1/1 | 48 | 33 | 68.8 | 488 | 10.2 | 1 | 2 | 87 | 1-8 | 91.3 |
| at Chi 11/10 | W | 1/1 | 35 | 18 | 51.4 | 219 | 6.3 | 3 | 1 | 25 | 0-0 | 87.7 |
| at Pit 11/17 | L | 1/1 | 46 | 19 | 41.3 | 362 | 7.9 | 2 | 1 | 79t | 2-18 | 74.7 |
| TB 11/24 | L | 1/1 | 46 | 26 | 56.5 | 297 | 6.5 | 3 | 4 | 28 | 2-11 | 61.6 |
| GB 11/28 | W | 1/1 | 35 | 22 | 62.9 | 330 | 9.4 | 3 | 2 | 36 | 1-10 | 98.5 |
| at Phi 12/8 | L | 1/1 | 25 | 10 | 40.0 | 151 | 6.0 | 0 | 0 | 33 | 0-0 | 60.6 |
| Bal 12/16 | L | 1/1 | 34 | 18 | 52.9 | 235 | 6.9 | 1 | 3 | 37 | 1-5 | 48.0 |
| NYG 12/22 | L | 1/1 | 42 | 25 | 59.5 | 222 | 5.3 | 0 | 2 | 17 | 2-15 | 53.9 |
| at Min 12/29 | L | 1/1 | 33 | 22 | 66.7 | 217 | 6.6 | 1 | 0 | 32 | 5-35 | 95.1 |
| Totals | 7-9 | 16/16 | 634 | 371 | 58.5 | 4,650 | 7.3 | 29 | 19 | 87 | 23-168 | 84.2 |

2012 Detroit Lions

| Game | W/L | P/S | Att. | Comp. | Pct. | Yards/ | | | Sack-Yards | Rtg. | | |
|---------------|-------------|--------------|------------|------------|-------------|--------------|------------|-----------|------------|-----------|---------------|-------------|
| | | | | | | Yards | Att. | TD | | | | |
| StL 9/9 | W | 1/1 | 48 | 32 | 66.7 | 355 | 7.4 | 1 | 3 | 51 | 1-9 | 69.4 |
| at SF 9/16 | L | 1/1 | 32 | 19 | 59.4 | 230 | 7.2 | 1 | 1 | 50 | 2-16 | 78.9 |
| at Ten 9/23 | L | 1/1 | 42 | 33 | 78.6 | 278 | 6.6 | 1 | 0 | 28 | 1-8 | 102.2 |
| Min 9/30 | L | 1/1 | 51 | 30 | 58.8 | 319 | 6.3 | 0 | 0 | 26 | 5-33 | 77.2 |
| at Phi 10/14 | W | 1/1 | 45 | 22 | 48.9 | 311 | 6.9 | 1 | 1 | 57 | 0-0 | 69.8 |
| at Chi 10/22 | L | 1/1 | 46 | 28 | 60.9 | 263 | 5.7 | 1 | 1 | 23 | 3-20 | 74.8 |
| Sea 10/28 | W | 1/1 | 49 | 34 | 69.4 | 352 | 7.2 | 3 | 1 | 46t | 2-21 | 101.7 |
| at Jax 11/4 | W | 1/1 | 33 | 22 | 66.7 | 285 | 8.6 | 0 | 0 | 38 | 1-0 | 93.6 |
| at Min 11/11 | L | 1/1 | 42 | 28 | 66.7 | 329 | 7.8 | 3 | 1 | 50 | 2-21 | 104.2 |
| GB 11/18 | L | 1/1 | 39 | 17 | 43.6 | 266 | 6.8 | 1 | 2 | 53 | 5-14 | 54.0 |
| Hou 11/22 | L | 1/1 | 61 | 31 | 50.8 | 441 | 7.2 | 2 | 0 | 40 | 3-22 | 85.5 |
| Ind 12/2 | L | 1/1 | 46 | 27 | 58.7 | 313 | 6.8 | 2 | 1 | 46t | 0-0 | 84.8 |
| at GB 12/9 | L | 1/1 | 45 | 27 | 60.0 | 264 | 5.9 | 1 | 1 | 27 | 1-13 | 74.7 |
| at Ari 12/16 | L | 1/1 | 50 | 24 | 48.0 | 246 | 4.9 | 0 | 3 | 30 | 2-18 | 37.6 |
| Atl 12/22 | L | 1/1 | 56 | 37 | 66.1 | 443 | 7.9 | 0 | 1 | 49 | 0-0 | 82.7 |
| Chi 12/30 | L | 1/1 | 42 | 24 | 57.1 | 272 | 6.5 | 3 | 1 | 28 | 1-17 | 90.6 |
| Totals | 4-12 | 16/16 | 727 | 435 | 59.8 | 4,967 | 6.8 | 20 | 17 | 57 | 29-212 | 79.8 |

2011 Detroit Lions

| Game | W/L | P/S | Att. | Comp. | Pct. | Yards/ | | | Sack-Yards | Rtg. | | |
|---------------|-------------|--------------|------------|------------|-------------|--------------|------------|-----------|------------|------------|---------------|-------------|
| | | | | | | Yards | Att. | TD | | | | |
| at TB 9/11 | W | 1/1 | 33 | 24 | 72.7 | 305 | 9.2 | 3 | 1 | 36t | 0-0 | 118.9 |
| KC 9/18 | W | 1/1 | 39 | 23 | 59.0 | 294 | 7.5 | 4 | 1 | 43 | 0-0 | 106.1 |
| at Min 9/25 | W | 1/1 | 46 | 32 | 69.6 | 378 | 8.2 | 2 | 0 | 60 | 5-40 | 108.8 |
| at Dal 10/2 | W | 1/1 | 43 | 21 | 48.8 | 240 | 5.6 | 2 | 1 | 24 | 0-0 | 71.9 |
| Chi 10/10 | W | 1/1 | 26 | 19 | 73.1 | 219 | 8.4 | 2 | 1 | 73t | 1-5 | 107.7 |
| SF 10/16 | L | 1/1 | 50 | 28 | 56.0 | 293 | 5.9 | 2 | 0 | 41 | 5-49 | 86.5 |
| Atl 10/23 | L | 1/1 | 32 | 15 | 46.9 | 183 | 5.7 | 1 | 0 | 57t | 3-24 | 75.4 |
| at Den 10/30 | W | 1/1 | 30 | 21 | 70.0 | 267 | 8.9 | 3 | 0 | 56t | 2-9 | 130.8 |
| at Chi 11/13 | L | 1/1 | 63 | 33 | 52.4 | 329 | 5.2 | 1 | 4 | 40 | 2-16 | 46.3 |
| Car 11/20 | W | 1/1 | 36 | 28 | 77.8 | 335 | 9.3 | 5 | 2 | 30 | 2-9 | 121.9 |
| GB 11/24 | L | 1/1 | 45 | 32 | 71.1 | 276 | 6.1 | 1 | 3 | 23 | 1-3 | 66.5 |
| at NO 12/4 | L | 1/1 | 44 | 31 | 70.5 | 408 | 9.3 | 1 | 1 | 49 | 3-29 | 97.5 |
| Min 12/11 | W | 1/1 | 29 | 20 | 69.0 | 227 | 7.8 | 2 | 0 | 57t | 5-19 | 115.2 |
| at Oak 12/18 | W | 1/1 | 52 | 29 | 55.8 | 391 | 7.5 | 4 | 0 | 51t | 2-16 | 105.5 |
| SD 12/24 | W | 1/1 | 36 | 29 | 80.6 | 373 | 10.4 | 3 | 0 | 46 | 3-20 | 137.6 |
| at GB 1/1/12 | L | 1/1 | 59 | 36 | 61.0 | 520 | 8.8 | 5 | 2 | 41 | 2-18 | 103.8 |
| Totals | 10-6 | 16/16 | 663 | 421 | 63.5 | 5,038 | 7.6 | 41 | 16 | 73t | 36-257 | 97.2 |

2011 Postseason

| Game | W/L | P/S | Att. | Comp. | Pct. | Yards/ | | | Sack-Yards | Rtg. | | |
|----------------|------------|------------|-----------|-----------|-------------|------------|------------|----------|------------|-----------|------------|-------------|
| | | | | | | Yards | Att. | TD | | | | |
| at NO 1/7/12 * | L | 1/1 | 43 | 28 | 65.1 | 380 | 8.8 | 3 | 2 | 42 | 0-0 | 97.0 |
| Totals | 0-1 | 1/1 | 43 | 28 | 65.1 | 380 | 8.8 | 3 | 2 | 42 | 0-0 | 97.0 |

* Denotes NFC Wild Card Game

2010 Detroit Lions

| Game | W/L | P/S | Att. | Comp. | Pct. | Yards/ | | | Sack-Yards | Rtg. | | |
|-------------|-----|-----|------|-------|------|--------|------|----|------------|------|------|------|
| | | | | | | Yards | Att. | TD | | | | |
| at Chi 9/12 | L | 1/1 | 15 | 11 | 73.3 | 83 | 5.5 | 0 | 0 | 19 | 1-14 | 86.3 |
| Phi 9/19 | L | 0/0 | 0 | 0 | 0.0 | 0 | 0.0 | 0 | 0 | 0 | 0-0 | 0.0 |
| at Min 9/26 | L | 0/0 | 0 | 0 | 0.0 | 0 | 0.0 | 0 | 0 | 0 | 0-0 | 0.0 |
| at GB 10/3 | L | 0/0 | 0 | 0 | 0.0 | 0 | 0.0 | 0 | 0 | 0 | 0-0 | |



6 Drake Stoops



Wide Receiver • Oklahoma • Norman, OK

Ht./Wt.: **5-10/189**
 NFL Exp.: **R (1st Rams)**
 GP/GS, (Playoffs): **0/0, (0/0)**
 Birth Date: **6/19/1999**
 Acquired: **UDFA-'24**

Transactions: Signed with the Los Angeles Rams as an undrafted free agent (5/1/24).

College: Stoops appeared in 62 games (31 starts) for the Oklahoma Sooners over a six-year period, recording 164 receptions for 1,876 yards and 17 touchdowns. Stoops was voted to the Big 12 All-Academic team every season of his six-year college career. During his redshirt fifth-year season, Stoops was named to the All-Big 12 First-Team and was one of three finalists for the Burlsworth Trophy finalists (an award given to the nation's most outstanding football player who began his career as a walk-on). He recorded career-highs in receptions (84), receiving yards (962), and touchdowns (10) while starting all 13 games. He finished his senior season as the leading receiver for the Sooners. He ranked second in the Big 12 for receptions and receiving touchdowns, third in receiving yards per game (74.0), and fifth in receiving yards. Stoops notched multiple receptions in every game including at least four catches in 12 contests and six or more catches seven different times. As a redshirt senior in 2022, Stoops finished as a semifinalist for the William V. Campbell Trophy (combined academic success, football performance, and exemplary leadership) and appeared in all 13 games (10 starts). He played in all 13 games and made 10 starts (including starts in each of the Sooners' last eight games). Stoops finished the season tied for second on the team with 39 receptions, totaling 393 receiving yards and three touchdowns. He also rushed eight times for 48 yards. Stoops had at least one catch in 12 of the team's 13 games and at least three catches in eight contests (including six of the last seven outings). As a senior in 2021, he saw action in 10 games (two starts). Stoops recorded 16 receptions for 191 yards and two touchdowns. During the pandemic-shortened season in 2020, Stoops played in 10 games (seven starts). He recorded 15 receptions for 219 yards and two touchdowns. As a sophomore in 2019, he saw action in all of the Sooner's 14 games as a reserve receiver and punt returner. Stoops totaled eight receptions for 95 yards. In 2018, Stoops became Oklahoma's first true freshman walk-on to record a catch in the season opener. He went on to play in only two games catching two passes for 16 yards.



Personal: Stoops was a three-star recruit, according to *247Sports* and *Rivals*. He was a two-time First-Team All-State selection by *The Oklahoman*. Stoops finished his high school career with 201 catches for 3,390 yards and 39 touchdowns. He caught 67 passes for 1,093 yards and 15 scores as a prep senior. Stoops reeled in 86 passes for 1,536 yards and 20 TDs as a junior to help Norman North High School to the Oklahoma state championship game. He chose Oklahoma over the Air Force Academy, Iowa, Memphis, Ohio, and Western Kentucky. Stoops is the son of OU's all-time coaching wins leader, Bob Stoops. He was awarded an athletics scholarship on the field following the 2021 spring game. He was OU's 2022 and 2023 nominee for the William V. Campbell Trophy. Stoops graduated from Oklahoma with an undergraduate degree in communication and a master's degree in human relations.



Drake Stoops, Collegiate Statistics



| Year | Team | G/S | Rec. | Receiving | | | | TD | Att. | Rushing | | | |
|---------------|----------|--------------|------------|--------------|-------------|-----------|-----------|-----------|-----------|------------|-----------|----------|--|
| | | | | Yards | Avg. | Long | Yards | | | Avg. | Long | TD | |
| 2018 | Oklahoma | 2-0 | 2 | 16 | 8.0 | 8 | 0 | 0 | 0 | 0.0 | 0 | 0 | |
| 2019 | Oklahoma | 14-0 | 8 | 95 | 11.9 | 19 | 0 | 0 | 0 | 0.0 | 0 | 0 | |
| 2020 | Oklahoma | 10-6 | 15 | 219 | 14.6 | 51 | 2 | 0 | 0 | 0.0 | 0 | 0 | |
| 2021 | Oklahoma | 10-2 | 16 | 191 | 11.9 | 31 | 2 | 0 | 0 | 0.0 | 0 | 0 | |
| 2022 | Oklahoma | 13-10 | 39 | 393 | 10.1 | 33 | 3 | 8 | 48 | 6.0 | 14 | 0 | |
| 2023 | Oklahoma | 13-13 | 84 | 962 | 11.5 | 60 | 10 | 4 | 8 | 2.0 | 13 | 0 | |
| Totals | | 62-31 | 164 | 1,876 | 11.4 | 60 | 17 | 12 | 56 | 4.7 | 14 | 0 | |



25 Jason Taylor II



Defensive Back • Oklahoma State • Fort Worth, TX

Ht./Wt.: 6-0/204

NFL Exp.: 2 (2nd Rams)

GP/GS, (Playoffs): 8/0, (1/0)

Birth Date: 12/30/1999

Acquired: D7-'23 (No. 234 Overall)

Transactions: Activated from Los Angeles Rams injured reserve list (11/25/23)...Placed on injured reserve list (6/12/23)... Selected by the Rams in the 7th round (234th overall) of the 2023 NFL Draft.

NFL Career:

- Made his regular season debut in Week 1 against the Seattle Seahawks.
- Appeared in eight games and recorded four tackles (all solo) during his rookie season.
- Made his postseason debut in the Wild Card Round against the Lions in his rookie season and recorded one solo tackle.



Personal: A 2018 graduate of Carl Albert High School in Oklahoma City, OK., Taylor helped lead his team to his second state championship in 2017, with a perfect 14-0 record. As a senior, he was named the 2017 OKPreps Class 5A Player of the Year. On offense he caught 42 passes for nearly 800 yards and 14 touchdowns, and finished with nine interceptions on defense. He earned All-State and district MVP. Taylor also played basketball and helped his team to the state semifinalists as a junior. During his time at OSU, he majored in university studies.

College: During his time at Oklahoma State, Taylor appeared in 51 games (26 starts) and finished his career ranked in the top ten active FBS players with three career non-offensive touchdowns. He also participated in the 2023 Reese's Senior Bowl. During his final campaign in 2022, he was named to the 2022 Walter Camp All-America Second-Team after having a career year. He was also named a Paycom Jim Thorpe Award semifinalist, First-Team All-Big 12 selection by both the coaches and the Associated Press, and an honorable mention for the Big 12 Defensive Player of the Year. Taylor finished the season ranked third among all FBS players with six interceptions and third with 6.2 solo tackles per game. He led the team with a career-best 99 tackles (80 solo) and 3.5 tackles for loss. As a junior in 2021, he appeared in all 14 games (13 starts) and was named a honorable mention All-Big 12 selection by the league's head coaches. Against Texas, Taylor had an 85-yard interception for a touchdown, the fourth-longest interception return in program history and the longest since 2001. He was the fifth-leading tackler on the team with 48 tackles (37 solo) and 6.5 tackles for loss, 2.5 sacks, four pass breakups, three quarterback hurries, and a forced fumble. During the 2020 season, he appeared in all 11 games rotating on defense and special teams. He was named Second-Team Academic All-Big 12 honoree. Against Texas Tech, he earned OSU's Special Teams Player of the Game with a 48-yard outside kick return for a touchdown, the longest play of OSU's season and was OSU's first kickoff return touchdown since Tyreek Hill in 2014. He finished the season with 12 total tackles (nine solo) and ranked second in the Big 12 and fifth in the FBS. As a redshirt freshman in 2019, he appeared in all 13 games, mainly on special teams. Taylor totaled 16 tackles (12 solo) and one tackle for loss. As a true freshman in 2018, he redshirted and appeared in one game.





Jason Taylor II, NFL Statistics



Regular Season

| Year | Team | GP | Tackles | | | Sacks | Yards | Int. | Interceptions | | | PD | Fumbles | | |
|---------------|------------------|----------|----------|----------|----------|------------|------------|----------|---------------|------------|----------|----------|----------|----------|----------|
| | | | Total | Solo | Asst. | | | | Yards | Long | TD | | FF | FR | Yards |
| 2023 | Los Angeles Rams | 8 | 4 | 4 | 0 | 0.0 | 0.0 | 0 | 0.0 | 0.0 | 0 | 0 | 0 | 0 | 0 |
| Totals | | 8 | 4 | 4 | 0 | 0.0 | 0.0 | 0 | 0.0 | 0.0 | 0 | 0 | 0 | 0 | 0 |

Postseason

| Year | Team | GP | Tackles | | | Sacks | Yards | Int. | Interceptions | | | PD | Fumbles | | |
|---------------|------------------|----------|----------|----------|----------|------------|------------|----------|---------------|----------|----------|----------|----------|----------|----------|
| | | | Total | Solo | Asst. | | | | Yards | Long | TD | | FF | FR | Yards |
| 2023 | Los Angeles Rams | 1 | 1 | 1 | 0 | 0.0 | 0.0 | 0 | 0.0 | 0 | 0 | 0 | 0 | 0 | 0 |
| Totals | | 1 | 1 | 1 | 0 | 0.0 | 0.0 | 0 | 0.0 | 0 | 0 | 0 | 0 | 0 | 0 |



Jason Taylor II, Game-By-Game



2023 Los Angeles Rams

| Game | W/L | P/S | T | S | A | Sk | Yds | Int | Yds | Lg | TD | PD | FF | FR | Yds |
|---------------|------------|------------|----------|----------|----------|-----------------|------------|----------|----------|----------|----------|----------|----------|----------|----------|
| at Sea 9/10 | W | 1/0 | 0 | 0 | 0 | 0.0 | 0.0 | 0 | 0 | 0 | 0 | 0 | 0 | 0 | 0 |
| SF 9/17 | | | | | | Injured Reserve | | | | | | | | | |
| at Cin 9/25 | | | | | | Injured Reserve | | | | | | | | | |
| at Ind 10/1 | | | | | | Injured Reserve | | | | | | | | | |
| Phi 10/8 | | | | | | Injured Reserve | | | | | | | | | |
| Ari 10/15 | | | | | | Injured Reserve | | | | | | | | | |
| Pit 10/22 | | | | | | Injured Reserve | | | | | | | | | |
| at Dal 10/29 | | | | | | Injured Reserve | | | | | | | | | |
| at GB 11/5 | | | | | | Injured Reserve | | | | | | | | | |
| Sea 11/19 | | | | | | Injured Reserve | | | | | | | | | |
| at Ari 11/26 | W | 1/0 | 3 | 3 | 0 | 0.0 | 0.0 | 0 | 0 | 0 | 0 | 0 | 0 | 0 | 0 |
| Cle 12/3 | W | 1/0 | 0 | 0 | 0 | 0.0 | 0.0 | 0 | 0 | 0 | 0 | 0 | 0 | 0 | 0 |
| at Bal 12/10 | L | 1/0 | 0 | 0 | 0 | 0.0 | 0.0 | 0 | 0 | 0 | 0 | 0 | 0 | 0 | 0 |
| Was 12/17 | W | 1/0 | 0 | 0 | 0 | 0.0 | 0.0 | 0 | 0 | 0 | 0 | 0 | 0 | 0 | 0 |
| NO 12/21 | W | 1/0 | 0 | 0 | 0 | 0.0 | 0.0 | 0 | 0 | 0 | 0 | 0 | 0 | 0 | 0 |
| at NYG 12/31 | W | 1/0 | 0 | 0 | 0 | 0.0 | 0.0 | 0 | 0 | 0 | 0 | 0 | 0 | 0 | 0 |
| at SF 1/7/24 | W | 1/0 | 1 | 1 | 0 | 0.0 | 0.0 | 0 | 0 | 0 | 0 | 0 | 0 | 0 | 0 |
| Totals | 7-1 | 8/0 | 4 | 4 | 0 | 0.0 | 0.0 | 0 | 0 | 0 | 0 | 0 | 0 | 0 | 0 |



2023 Postseason

| Game | W/L | P/S | T | S | A | Sk | Yds | Int | Yds | Lg | TD | PD | FF | FR | Yds |
|-----------------|------------|------------|----------|----------|----------|------------|------------|----------|----------|----------|----------|----------|----------|----------|----------|
| at Det 1/14/24* | L | 1/0 | 1 | 1 | 0 | 0.0 | 0.0 | 0 | 0 | 0 | 0 | 0 | 0 | 0 | 0 |
| Totals | 0-1 | 1/0 | 1 | 1 | 0 | 0.0 | 0.0 | 0 | 0 | 0 | 0 | 0 | 0 | 0 | 0 |

* Denotes Wild Card Round



Jason Taylor II, Collegiate Statistics



Regular Season

| Year | Team | Games | Tackles | | | Asst. | Sacks | Yards | Interceptions | | | TD | PD | Fumbles | |
|---------------|----------------|-----------|------------|------------|-----------|------------|-------------|----------|---------------|-----------|----------|-----------|----------|----------|----|
| | | | Total | Solo | Asst. | | | | Int. | Yards | Long | | | FF | FR |
| 2018 | Oklahoma State | | | | | | | | | | | | | | |
| 2019 | Oklahoma State | 13 | 16 | 12 | 4 | 0.0 | 0.0 | 0 | 0 | 0 | 0 | 0 | 0 | 0 | 0 |
| 2020 | Oklahoma State | 11 | 12 | 9 | 3 | 0.0 | 0.0 | 0 | 0 | 0 | 0 | 0 | 0 | 0 | 1 |
| 2021 | Oklahoma State | 14 | 38 | 37 | 11 | 2.5 | 41.0 | 2 | 85 | 85 | 1 | 6 | 1 | 0 | 0 |
| 2022 | Oklahoma State | 13 | 99 | 80 | 19 | 0.0 | 0.0 | 8 | 44 | 17 | 0 | 13 | 0 | 1 | 1 |
| Totals | | 51 | 165 | 138 | 37 | 2.5 | 41.0 | 8 | 129 | 85 | 1 | 19 | 1 | 2 | |



96 Keir Thomas



Outside Linebacker • Florida State • Miami, FL

Ht./Wt.: 6-2/275

NFL Exp.: 3 (3rd Rams)

GP/GS, (Playoffs): 16/0 (1/0)

Birth Date: 1/25/1998

Acquired: UDFA-'22 (5/13/22)

Transactions: Signed to the Los Angeles Rams active roster (11/14/23)... Signed to the Rams practice squad (8/30/23)... Waived by Rams (8/29/23)... Signed to Rams active roster (12/3/22)...Signed to Rams practice squad (9/24/22)...Waived by Rams (9/22/22)...Signed by the Rams as an undrafted rookie free agent (5/13/22).

NFL Career:

- Played in eight games during the 2023 season with the Rams and was on the practice squad for nine games.
- Recorded six tackles (three solo), three pressures, two quarterback hits, and one hurry during the 2023 season.
- Registered three tackles (three solo) in his rookie campaign in 2022.



Personal: Thomas helped lead Miami Central High School to consecutive 6A State Championships and earned First-Team 6A All-State and 8A-6A Defensive Player of the Year in 2015. He recorded 154 tackles and 50.0 sacks in two seasons with Miami Central. Coming out of high school, Thomas was ranked the 23rd-best strongside defensive end in the country and was ranked no. 192 overall on the *ESPN 300*. Thomas graduated from South Carolina in 2019 with a degree in interdisciplinary studies.



College: Thomas played in 59 games during his college career, including 44 starts at Florida State and South Carolina. During that time, he registered 184 tackles and 15.0 sacks. In his first and final year at Florida State, he averaged 0.54 sacks per game and had 12 tackles-for-loss which ranked ninth and tenth in the ACC respectively. Thomas was named ACC Defensive Lineman of the week for his performance against Boston College, when he recorded a career-high three tackles-for-loss, a career-tying 2.0 sacks, and a season-best seven tackles. In the season opener against No.9 ranked Notre Dame, Thomas made four tackles and 1.0 sack. He was a team captain, was named third-team All-ACC, and was awarded the Monk Bonasorte award by his teammates. Before joining the Seminoles, Thomas spent five seasons at South Carolina where he recorded 142 total tackles in 47 games. In his senior year, Thomas made a career-high eight tackles (all solo) in a win over No.15 ranked Auburn. He earned the Dr. Harris Pastides Outstanding Student-Athlete Award and made four tackles in two games during a redshirt season in 2019. He made his collegiate debut at Vanderbilt and his first career start against Texas A&M in 2016.



Keir Thomas, NFL Statistics



Regular Season

| Year | Team | Tackles | | | Interceptions | | | | | Fumbles | | | | | |
|---------------|------------------|-------------|----------|----------|---------------|------------|------------|----------|----------|----------|----------|----------|----------|----------|-------|
| | | G/S | Total | Solo | Asst. | Sacks | Yards | Int. | Yards | Long | TD | PD | FF | FR | Yards |
| 2022 | Los Angeles Rams | 8/0 | 3 | 3 | 0 | 0.0 | 0.0 | 0 | 0 | 0 | 0 | 0 | 0 | 0 | 0 |
| 2023 | Los Angeles Rams | 8/0 | 6 | 3 | 3 | 0.0 | 0.0 | 0 | 0 | 0 | 0 | 0 | 0 | 0 | |
| Totals | | 12/0 | 9 | 6 | 3 | 0.0 | 0.0 | 0 | 0 | 0 | 0 | 0 | 0 | 0 | |

Postseason

| Year | Team | Tackles | | | Interceptions | | | | | Fumbles | | | | |
|---------------|------------------|------------|----------|----------|---------------|------------|------------|----------|----------|----------|----------|----------|----------|----------|
| | | G/S | Total | Solo | Asst. | Sacks | Yards | Int. | Yards | Long | TD | PD | FF | FR |
| 2023 | Los Angeles Rams | 1/0 | 0 | 0 | 0 | 0.0 | 0.0 | 0 | 0 | 0 | 0 | 0 | 0 | 0 |
| Totals | | 1/0 | 0 | 0 | 0 | 0.0 | 0.0 | 0 | 0 | 0 | 0 | 0 | 0 | 0 |



Keir Thomas, Game-By-Game



| 2023 Los Angeles Rams | | | | | | | | | | | | | | | | |
|-----------------------|------------|------------|----------|----------|----------|----------------|------------|----------|----------|----------|----------|----------|----------|----------|----------|----------|
| Game | W/L | P/S | T | S | A | Sk | Yds | Int | Yds | Lg | TD | PD | FF | FR | Yds | |
| at Sea 9/10 | | | | | | Practice Squad | | | | | | | | | | |
| SF 9/17 | | | | | | Practice Squad | | | | | | | | | | |
| at Cin 9/25 | | | | | | Practice Squad | | | | | | | | | | |
| at Ind 10/1 | | | | | | Practice Squad | | | | | | | | | | |
| Phi 10/8 | | | | | | Practice Squad | | | | | | | | | | |
| Ari 10/15 | | | | | | Practice Squad | | | | | | | | | | |
| Pit 10/22 | | | | | | Practice Squad | | | | | | | | | | |
| at Dal 10/29 | | | | | | Practice Squad | | | | | | | | | | |
| at GB 11/5 | | | | | | Practice Squad | | | | | | | | | | |
| Sea 11/19 | W | 1/0 | 1 | 0 | 1 | 0.0 | 0.0 | 0 | 0 | 0 | 0 | 0 | 0 | 0 | 0 | 0 |
| at Ari 11/26 | W | 1/0 | 0 | 0 | 0 | 0.0 | 0.0 | 0 | 0 | 0 | 0 | 0 | 0 | 0 | 0 | 0 |
| Cle 12/3 | W | 1/0 | 2 | 1 | 1 | 0.0 | 0.0 | 0 | 0 | 0 | 0 | 0 | 0 | 0 | 0 | 0 |
| at Bal 12/10 | L | 1/0 | 0 | 0 | 0 | 0.0 | 0.0 | 0 | 0 | 0 | 0 | 0 | 0 | 0 | 0 | 0 |
| Was 12/17 | W | 1/0 | 0 | 0 | 0 | 0.0 | 0.0 | 0 | 0 | 0 | 0 | 0 | 0 | 0 | 0 | 0 |
| NO 12/21 | W | 1/0 | 1 | 1 | 0 | 0.0 | 0.0 | 0 | 0 | 0 | 0 | 0 | 0 | 0 | 0 | 0 |
| at NYG 12/31 | W | 1/0 | 0 | 0 | 0 | 0.0 | 0.0 | 0 | 0 | 0 | 0 | 0 | 0 | 0 | 0 | 0 |
| at SF 1/7/24 | W | 1/0 | 2 | 1 | 1 | 0.0 | 0.0 | 0 | 0 | 0 | 0 | 0 | 0 | 0 | 0 | 0 |
| Totals | 7-1 | 8/0 | 6 | 3 | 3 | 0.0 | 0.0 | 0 | 0 | 0 | 0 | 0 | 0 | 0 | 0 | 0 |



| 2023 Los Angeles Rams | | | | | | | | | | | | | | | | |
|-----------------------|------------|------------|----------|----------|----------|------------|------------|----------|----------|----------|----------|----------|----------|----------|----------|----------|
| Game | W/L | P/S | T | S | A | Sk | Yds | Int | Yds | Lg | TD | PD | FF | FR | Yds | |
| at Det 1/14/24* | L | 1/0 | 0 | 0 | 0 | 0.0 | 0.0 | 0 | 0 | 0 | 0 | 0 | 0 | 0 | 0 | 0 |
| Totals | 0-1 | 1/0 | 0 | 0 | 0 | 0.0 | 0.0 | 0 | 0 | 0 | 0 | 0 | 0 | 0 | 0 | 0 |

* Denotes Wild Card Round



| 2022 Los Angeles Rams Game-By-Game | | | | | | | | | | | | | | | | |
|------------------------------------|-------------|------------|----------|----------|----------|----------------|------------|----------|----------|----------|----------|----------|----------|----------|----------|----------|
| Game | W/L | P/S | T | S | A | Sk | Yds | Int | Yds | Lg | TD | PD | FF | FR | Yds | |
| Buf 9/8 | L | 1/0 | 0 | 0 | 0 | 0.0 | 0.0 | 0 | 0 | 0 | 0 | 0 | 0 | 0 | 0 | 0 |
| Ari 9/18 | W | 1/0 | 0 | 0 | 0 | 0.0 | 0.0 | 0 | 0 | 0 | 0 | 0 | 0 | 0 | 0 | 0 |
| Ari 9/25 | W | | | | | Practice Squad | | | | | | | | | | |
| at SF 10/3 | L | | | | | Practice Squad | | | | | | | | | | |
| Dal 10/9 | L | | | | | Practice Squad | | | | | | | | | | |
| Car 10/16 | W | | | | | Practice Squad | | | | | | | | | | |
| SF 10/30 | L | | | | | Practice Squad | | | | | | | | | | |
| at TB 11/6 | L | | | | | Practice Squad | | | | | | | | | | |
| Ari 11/13 | L | | | | | Practice Squad | | | | | | | | | | |
| at NO 11/20 | L | | | | | Practice Squad | | | | | | | | | | |
| at KC 11/27 | L | | | | | Practice Squad | | | | | | | | | | |
| Sea 12/4 | L | 1/0 | 0 | 0 | 0 | 0.0 | 0.0 | 0 | 0 | 0 | 0 | 0 | 0 | 0 | 0 | 0 |
| LV 12/8 | W | 1/0 | 1 | 1 | 0 | 0.0 | 0.0 | 0 | 0 | 0 | 0 | 0 | 0 | 0 | 0 | 0 |
| at GB 12/19 | L | 1/0 | 0 | 0 | 0 | 0.0 | 0.0 | 0 | 0 | 0 | 0 | 0 | 0 | 0 | 0 | 0 |
| Den 12/25 | W | 1/0 | 1 | 1 | 0 | 0.0 | 0.0 | 0 | 0 | 0 | 0 | 0 | 0 | 0 | 0 | 0 |
| at LAC 1/1 | L | 1/0 | 0 | 0 | 0 | 0.0 | 0.0 | 0 | 0 | 0 | 0 | 0 | 0 | 0 | 0 | 0 |
| at Sea 1/8 | L | 1/0 | 1 | 1 | 0 | 0.0 | 0.0 | 0 | 0 | 0 | 0 | 0 | 0 | 0 | 0 | 0 |
| Totals | 5-12 | 8/0 | 3 | 3 | 0 | 0.0 | 0.0 | 0 | 0 | 0 | 0 | 0 | 0 | 0 | 0 | 0 |



Keir Thomas, Collegiate Statistics



Regular Season

| Year | College | Tackles | | | Interceptions | | | | | Fumbles | | | | |
|---------------|----------------|--------------|------------|-----------|---------------|-------------|----------|------------|------------|----------|----------|----------|----------|----------|
| | | G/S | Total | Solo | Asst. | Sacks | Int. | Yards | Long | TD | PD | FF | FR | Yards |
| 2016 | South Carolina | 12/12 | 24 | 15 | 9 | 2.0 | 0 | 0.0 | 0.0 | 0 | 0 | 1 | 0 | 0 |
| 2017 | South Carolina | 13/11 | 38 | 17 | 21 | 2.0 | 0 | 0.0 | 0.0 | 0 | 0 | 2 | 0 | 0 |
| 2018 | South Carolina | 12/12 | 44 | 22 | 22 | 1.5 | 0 | 0.0 | 0.0 | 0 | 0 | 0 | 0 | 0 |
| 2019 | South Carolina | 2/0 | 4 | 2 | 2 | 3.0 | 0 | 0.0 | 0.0 | 0 | 0 | 0 | 0 | 0 |
| 2020 | South Carolina | 7/7 | 32 | 19 | 13 | 3.0 | 0 | 0.0 | 0.0 | 0 | 0 | 0 | 0 | 0 |
| 2021 | Florida State | 12/12 | 42 | 23 | 19 | 6.5 | 0 | 0.0 | 0.0 | 0 | 1 | 0 | 0 | 0 |
| Totals | | 58/54 | 184 | 98 | 86 | 18.0 | 0 | 0.0 | 0.0 | 0 | 1 | 3 | 0 | 0 |





57 Zachary Thomas



Offensive Line • San Diego State • Carlsbad, CA

Ht./Wt.: 6-5/300

NFL Exp.: 2 (1st Rams)

GP/GS, (Playoffs): 2/0, (0/0)

Birth Date: 5/26/1998

Acquired: FA-'22

Transactions: Signed to the Los Angeles Rams practice squad (11/28/23)...Waived by the Rams (11/25/23)...Signed with Rams (11/18/22)... Signed to the Chicago Bears practice squad (9/2/22)... Waived by the Bears (8/31/22)... Selected by the Bears in the sixth round (186th overall) in the 2022 NFL Draft.

College: During his time at San Diego State, Thomas started 41 games on the offensive line, 17 games at right tackle, 12 at left tackle, and two at right guard. In his final two seasons, he only committed three penalties on 1,144 snaps. During his final campaign in 2021, Thomas was named First-Team All-Mountain West by the league's coaches and media, and was also named to the *Pro Football Focus* First-Team Mountain West Team of the Year. He was named to the Outland Trophy Award Watch List (most outstanding interior lineman) and to the Reese's Senior Bowl Watch List. Taylor also earned SDSU's Best Offensive Player by *College Football News*. He allowed just 3.0 sacks and eight quarterback hurries in 382 snaps at left tackle. He was graded as the 16th offensive lineman in FBS by *Pro Football Focus* (87.2 grade, 600 snaps). Taylor ranked the No. 3 offensive lineman in the Mountain West and the No. 18 run blocker. He earned his first collegiate start at left tackle against New Mexico State and played all 65 snaps, earning SDSU's top offensive grade (94.5), according to PFF. Against Arizona, Taylor played 72-of-73 snaps not allowing any pressures for the game. During the 2020 season, he earned Second-Team All-Mountain West by the league's media and coaches, and was named preseason All-Mountain West Third-Team selection by *Athlon Sports*. Taylor started eight games at right tackle, playing 556-of-560 offensive snaps (99.3 percent). He allowed only 2.0 sacks in 220 passing plays and four pressures for the season. Taylor did not have any penalties in 560 offensive snaps. As a junior in 2019, he appeared in 12 games (nine starts at right tackle) and earned honorable mention selection for the *Pro Football Focus* Mountain West Team of the Year. Against Hawai'i, Taylor was named to the *Pro Football Focus* Second-Team National Team of the Week and to the *Pro Football Focus* Team of the Week. During the 2018 season, he appeared in three games (two starts at right guard) before missing the rest of the season due to an ACL injury. As a redshirt freshman in 2017, he appeared in all 13 games blocking on PATs and field goals. He redshirted as a true freshman in



Personal: A 2016 graduate of Carlsbad High School in Carlsbad, CA., Thomas was a two-year letterwinner and helped lead his team to the Avocado West League championship. He was named All-CIF San Diego Section First-Team offense and Avocado West League First-Team honoree. As a senior, he totaled 47 tackles (34 solo), 3.0 sacks, and a team-high 11 tackles for loss. Thomas is the son of Mike and Wendy Thomas, and has a brother Cameron who played Defensive line for the Aztecs. During his time at SDSU, he majored in interdisciplinary studies.

Thomas' Career Games/Starts:

| Year | Teams | GP/GS |
|---------------|------------------|------------|
| 2022 | Los Angeles Rams | 1/0 |
| 2023 | Los Angeles Rams | 2/0 |
| Totals | | 3/0 |





6 Tre Tomlinson



Defensive Back • TCU • Waco, TX

Ht./Wt.: 5-9/180

NFL Exp.: 2 (2nd Rams)

GP/GS, (Playoffs): 15/0 (1/0)

Birth Date: 1/10/2000

Acquired: D6-'23 (No. 182 Overall)

Transactions: Selected by the Los Angeles Rams in the sixth round (182nd overall) of the 2023 NFL Draft (4/29/23).

NFL Career:

- Appeared in 15 career regular season games and recorded five tackles (all solo) in his rookie campaign. Additionally, he recorded eight special teams tackles.



Personal: Tomlinson was a three-star recruit coming out of high school and was rated by *247 Sports* as the no.15 safety in Texas the no. 103 in the nation. He totaled 155 tackles, six pass breakups and five interceptions in his prep career and was voted First-Team All-District 12-6A. He is the nephew of football legend and Pro Football Hall of Gamer LaDainian Tomlinson. He chose to attend TCU over Baylor, Kansas State and Iowa State

College: As a senior in 2022, Tomlinson won the Paycom Jim Thorpe Award as the nation's top defensive back, becoming the second Horned Frog in three years to receive the honor. He had three pass breakups in the College Football Playoff semifinal win over Michigan and was a takeaway in four consecutive games with three interceptions and a forced fumble. Tomlinson led the Big 12 and tied for fifth nationally with 18 passes defended. He also tied for fourth in the FBS with 15 pass breakups and led TCU with 1,088 defensive snaps played on the season. He finished the season seventh on the team with a career-best 50 tackles (40 solo). Tomlinson was recognized with numerous accolades following his 2022 campaign, including *Associated Press* 2022 First-Team All-American honors, 2022 First-Team All-Big 12 for the third consecutive year, *Associated Press* First-Team All-Big 12, and honorable mention Big-12 Defensive Player of the Year. As a junior in 2021, led the team with seven pass breakups and two forced fumbles. He also tied the team lead with two interceptions and finished sixth on the team with 42 tackles. In 2020 for his sophomore season, he was named to multiple All-America teams and was rated by *Pro Football Focus* as the nation's highest-graded cornerback in coverage with a 90.6 grade. He allowed just 12 catches on 45 targets over the final nine games of the season. His 13 pass breakups led the Big-12 and were second nationally. He started all 10 games and tallied 26 tackles that season. Tomlinson played in all 12 games as a freshman and made his first career start at Baylor.





Tre Tomlinson, NFL Statistics



| Year | Team | Regular Season | | | | | | | | | | | | | |
|---------------|------------------|----------------|----------|----------|----------|---------------|------------|----------|----------|----------|----------|----------|----------|----------|----------|
| | | Tackles | | | | Interceptions | | | | | Fumbles | | | | |
| | | G/S | Total | Solo | Asst. | Sacks | Yards | Int. | Yards | Long | TD | PD | FF | FR | Yards |
| 2023 | Los Angeles Rams | 15/0 | 5 | 5 | 0 | 0.0 | 0.0 | 0 | 0 | 0 | 0 | 0 | 0 | 0 | 0 |
| Totals | | 15/0 | 5 | 5 | 0 | 0.0 | 0.0 | 0 | 0 | 0 | 0 | 0 | 0 | 0 | 0 |

| Year | Team | Postseason | | | | | | | | | | | | | |
|---------------|------------------|------------|----------|----------|----------|---------------|------------|----------|----------|----------|----------|----------|----------|----------|----------|
| | | Tackles | | | | Interceptions | | | | | Fumbles | | | | |
| | | G/S | Total | Solo | Asst. | Sacks | Yards | Int. | Yards | Long | TD | PD | FF | FR | Yards |
| 2023 | Los Angeles Rams | 1/0 | 0 | 0 | 0 | 0.0 | 0.0 | 0 | 0 | 0 | 0 | 0 | 0 | 0 | 0 |
| Totals | | 1/0 | 0 | 0 | 0 | 0.0 | 0.0 | 0 | 0 | 0 | 0 | 0 | 0 | 0 | 0 |



Tre Tomlinson, Game-By-Game



2023 Los Angeles Rams

| Game | W/L | P/S | T | S | A | Sk | Yds | Int | Yds | Lg | TD | PD | FF | FR | Yds |
|---------------|------------|-------------|----------|----------|----------|------------|------------|----------|----------|----------|----------|----------|----------|----------|----------|
| at Sea 9/10 | W | 1/0 | 0 | 0 | 0 | 0.0 | 0.0 | 0 | 0 | 0 | 0 | 0 | 0 | 0 | 0 |
| SF 9/17 | L | 1/0 | 0 | 0 | 0 | 0.0 | 0.0 | 0 | 0 | 0 | 0 | 0 | 0 | 0 | 0 |
| at Cin 9/25 | L | 1/0 | 0 | 0 | 0 | 0.0 | 0.0 | 0 | 0 | 0 | 0 | 0 | 0 | 0 | 0 |
| at Ind 10/1 | W | 1/0 | 0 | 0 | 0 | 0.0 | 0.0 | 0 | 0 | 0 | 0 | 0 | 0 | 0 | 0 |
| Phi 10/8 | L | 1/0 | 0 | 0 | 0 | 0.0 | 0.0 | 0 | 0 | 0 | 0 | 0 | 0 | 0 | 0 |
| Ari 10/15 | W | 1/0 | 1 | 1 | 0 | 0.0 | 0.0 | 0 | 0 | 0 | 0 | 0 | 0 | 0 | 0 |
| Pit 10/22 | L | 1/0 | 0 | 0 | 0 | 0.0 | 0.0 | 0 | 0 | 0 | 0 | 0 | 0 | 0 | 0 |
| at Dal 10/29 | L | 1/0 | 0 | 0 | 0 | 0.0 | 0.0 | 0 | 0 | 0 | 0 | 0 | 0 | 0 | 0 |
| at GB 11/5 | L | 1/0 | 0 | 0 | 0 | 0.0 | 0.0 | 0 | 0 | 0 | 0 | 0 | 0 | 0 | 0 |
| Sea 11/19 | W | 1/0 | 0 | 0 | 0 | 0.0 | 0.0 | 0 | 0 | 0 | 0 | 0 | 0 | 0 | 0 |
| at Ari 11/26 | W | 1/0 | 4 | 4 | 0 | 0.0 | 0.0 | 0 | 0 | 0 | 0 | 0 | 0 | 0 | 0 |
| Cle 12/3 | W | 1/0 | 0 | 0 | 0 | 0.0 | 0.0 | 0 | 0 | 0 | 0 | 0 | 0 | 0 | 0 |
| at Bal 12/10 | L | 1/0 | 0 | 0 | 0 | 0.0 | 0.0 | 0 | 0 | 0 | 0 | 0 | 0 | 0 | 0 |
| Was 12/17 | W | 1/0 | 0 | 0 | 0 | 0.0 | 0.0 | 0 | 0 | 0 | 0 | 0 | 0 | 0 | 0 |
| NO 12/21 | | | | | | Inactive | | | | | | | | | |
| at NYG 12/31 | | | | | | Inactive | | | | | | | | | |
| at SF 1/7/24 | W | 1/0 | 0 | 0 | 0 | 0.0 | 0.0 | 0 | 0 | 0 | 0 | 0 | 0 | 0 | 0 |
| Totals | 8-7 | 15/0 | 5 | 5 | 0 | 0.0 | 0.0 | 0 | 0 | 0 | 0 | 0 | 0 | 0 | 0 |

2023 Postseason

| Game | W/L | P/S | T | S | A | Sk | Yds | Int | Yds | Lg | TD | PD | FF | FR | Yds |
|-----------------|------------|------------|----------|----------|----------|------------|------------|----------|----------|----------|----------|----------|----------|----------|----------|
| at Det 1/14/24* | L | 1/0 | 0 | 0 | 0 | 0.0 | 0.0 | 0 | 0 | 0 | 0 | 0 | 0 | 0 | 0 |
| Totals | 0-1 | 1/0 | 0 | 0 | 0 | 0.0 | 0.0 | 0 | 0 | 0 | 0 | 0 | 0 | 0 | 0 |

* Denotes Wild Card Round



Tre Tomlinson, Collegiate Statistics



| Year | College | GP | Tackles | | | | Interceptions | | | | | Fumbles | | | |
|---------------|---------|-----------|------------|-----------|-----------|------------|---------------|----------|-------------|------------|----------|-----------|----------|----------|----------|
| | | | Total | Solo | Asst. | Sacks | Yards | Int. | Yards | Long | TD | PD | FF | FR | Yards |
| 2019 | TCU | 12 | 8 | 7 | 1 | 0.0 | 0.0 | 0 | 0.0 | 0.0 | 0 | 1 | 0 | 0 | 0 |
| 2020 | TCU | 10 | 26 | 14 | 12 | 0.0 | 0.0 | 0 | 0.0 | 0.0 | 0 | 13 | 0 | 0 | 0 |
| 2021 | TCU | 12 | 41 | 32 | 9 | 0.0 | 0.0 | 2 | 29.0 | 0.0 | 1 | 9 | 2 | 0 | 0 |
| 2022 | TCU | 15 | 50 | 40 | 10 | 0.0 | 0.0 | 3 | 20.0 | 0.0 | 0 | 18 | 1 | 0 | 0 |
| Totals | | 49 | 125 | 93 | 32 | 0.0 | 0.0 | 5 | 49.0 | 0.0 | 1 | 41 | 3 | 0 | 0 |



91 Kobie Turner



Nose Tackle • Wake Forrest • Clifton, VA

Ht./Wt.: 6-2/288

NFL Exp.: 2 (2nd Rams)

GP/GS, (Playoffs): 17/4, (1/0)

Birth Date: 4/26/1999

Acquired: D3-'23 (No. 89 overall)

Transactions: Selected by the Los Angeles Rams in the third round (89th overall) of the 2023 NFL Draft.

NFL Career:

- Appeared in 17 career regular season games (four starts) in his rookie campaign and tallied 57 tackles (29 solo), 9.0 sacks, eight tackles for loss, two pass defended, two batted passes, 48 pressures, 31 hurries and 15 quarterback hits.
- Recorded his first career start in Week 6 against the Cardinals.
- Recorded single-game career-highs in Week 17 in pressures (10), quarterback hits (four), hurries (six), and sacks (2.5).
- Became the only rookie in franchise history to be the sack leader in the regular season.
- Tied Aaron Donald for the most sacks by a rookie in franchise history.
- Was named a finalist for the AP Defensive Rookie of the Year Award.
- Made his postseason debut his rookie year in the Wild Card Round versus the Detroit Lions and recorded two pressures, two quarterback hits, 0.5 sacks, and one tackle.



Personal: Turner was a two-year starter at Centreville High School, where he earned First-Team All-District honors for his play on the offensive and defensive line. He also was voted Second-Team for *USA Today's* All-Virginia OL, Second-Team All-State 6A OL/DL, and was part of a team that went undefeated and won the 2013 state title. Turner is also an accomplished musician and vocalist.



College: As a redshirt senior at Wake Forrest in 2022, Turner finished the season with 38 tackles (21 solo), 10 tackles for loss, 2.0 sacks, three forced fumbles, one fumble recovery and three passes defended. He registered a quarterback hurry in eight games and a tackle for loss in nine. He tallied at least one tackle in every game and multiple stops in 10-of-13 contests. He was named Second-Team All-ACC by the *Associated Press* and Third-Team All-ACC by the league's media and coaches. His 92.2 *Pro Football Focus* rating was the second-highest rating by a Power-5 defensive player. Turner transferred to Wake Forrest after playing five seasons at Richmond, where he was a three-time All-Colonial Athletic Association selection, earned two-straight First-Team All-CAA honors, and was named CAA Co-Defensive Player of the Year. He played in 37 career games at Richmond, including 27 consecutive starts, and tallied 158 tackles (65 solo), 35 tackles for loss, 15.0 sacks, three forced fumbles and three fumble recoveries. During the 2021 season, Turner appeared in 11 games and notched 54 tackles (20 solo), 10.5 tackles for loss, 4.0 sacks, two forced fumbles and two fumble recoveries. In a shortened 2020 campaign, he played in four games and tallied 19 tackles (10 solo), six tackles for loss, 3.5 sacks, and one forced fumble. Turner played in 12 contests during his sophomore campaign in 2019 and finished the season with 71 tackles (30 solo), 14.5 tackles for loss, 7.0 sacks, one forced fumble, one fumble recovery and one blocked kick. He saw action in 11 games in 2018 and notched 14 tackles (five solo), 2.5 tackles for loss, and 1.5 sacks.





Kobie Turner, NFL Statistics



| Year | Team | Tackles | | Asst. | Regular Season | | | | | Interceptions | | PD | Fumbles | | Yards |
|---------------|------------------|-------------|-----------|-----------|----------------|------------|-------------|----------|----------|---------------|----------|----------|----------|----------|----------|
| | | G/S | Total | | Sacks | Yards | Int. | Yards | Long | TD | FF | | FR | | |
| 2023 | Los Angeles Rams | 17/4 | 57 | 29 | 28 | 9.0 | 77.5 | 0 | 0 | 0 | 0 | 2 | 0 | 0 | 0 |
| Totals | | 17/4 | 57 | 29 | 28 | 9.0 | 77.5 | 0 | 0 | 0 | 0 | 2 | 0 | 0 | 0 |

| Year | Team | Tackles | | Asst. | Postseason | | | | | Interceptions | | PD | Fumbles | | Yards |
|---------------|------------------|------------|----------|----------|------------|------------|------------|----------|----------|---------------|----------|----------|----------|----------|----------|
| | | G/S | Total | | Sacks | Yards | Int. | Yards | Long | TD | FF | | FR | | |
| 2023 | Los Angeles Rams | 1/0 | 1 | 0 | 1 | 0.5 | 0.5 | 0 | 0 | 0 | 0 | 0 | 0 | 0 | 0 |
| Totals | | 1/0 | 0 | 0 | 0 | 0.0 | 0.0 | 0 | 0 | 0 | 0 | 0 | 0 | 0 | 0 |



Kobie Turner, Game-By-Game



2023 Los Angeles Rams

| Game | W/L | P/S | T | S | A | Sk | Yds | Int | Yds | Lg | TD | PD | FF | FR | Yds |
|---------------|-------------|-------------|-----------|-----------|-----------|------------|-------------|----------|----------|----------|----------|----------|----------|----------|----------|
| at Sea 9/10 | W | 1/0 | 2 | 0 | 2 | 0.5 | 4.5 | 0 | 0 | 0 | 0 | 0 | 0 | 0 | 0 |
| SF 9/17 | L | 1/0 | 2 | 1 | 1 | 0.0 | 0.0 | 0 | 0 | 0 | 0 | 0 | 0 | 0 | 0 |
| at Cin 9/25 | L | 1/0 | 1 | 0 | 1 | 0.5 | 4.5 | 0 | 0 | 0 | 0 | 0 | 0 | 0 | 0 |
| at Ind 10/1 | W | 1/0 | 3 | 1 | 1 | 0.0 | 0.0 | 0 | 0 | 0 | 0 | 0 | 0 | 0 | 0 |
| Phi 10/8 | L | 1/0 | 5 | 0 | 1 | 0.0 | 0.0 | 0 | 0 | 0 | 0 | 0 | 0 | 0 | 0 |
| Ari 10/15 | W | 1/1 | 5 | 1 | 3 | 0.0 | 0.0 | 0 | 0 | 0 | 0 | 1 | 0 | 0 | 0 |
| Pit 10/22 | L | 1/1 | 3 | 1 | 2 | 0.0 | 0.0 | 0 | 0 | 0 | 0 | 0 | 0 | 0 | 0 |
| at Dal 10/29 | L | 1/1 | 3 | 1 | 2 | 0.0 | 0.0 | 0 | 0 | 0 | 0 | 1 | 0 | 0 | 0 |
| at GB 11/5 | L | 1/1 | 10 | 7 | 3 | 1.0 | 7.0 | 0 | 0 | 0 | 0 | 0 | 0 | 0 | 0 |
| Sea 11/19 | W | 1/0 | 4 | 2 | 2 | 2.0 | 2.0 | 0 | 0 | 0 | 0 | 0 | 0 | 0 | 0 |
| at Ari 11/26 | W | 1/0 | 4 | 3 | 1 | 2.0 | 20.0 | 0 | 0 | 0 | 0 | 0 | 0 | 0 | 0 |
| Cle 12/3 | W | 1/0 | 5 | 1 | 4 | 1.5 | 13.5 | 0 | 0 | 0 | 0 | 0 | 0 | 0 | 0 |
| at Bal 12/10 | L | 1/0 | 1 | 0 | 1 | 0.0 | 0.0 | 0 | 0 | 0 | 0 | 0 | 0 | 0 | 0 |
| Was 12/17 | W | 1/0 | 1 | 0 | 1 | 0.0 | 0.0 | 0 | 0 | 0 | 0 | 0 | 0 | 0 | 0 |
| NO 12/21 | W | 1/0 | 3 | 2 | 1 | 1.0 | 9.0 | 0 | 0 | 0 | 0 | 0 | 0 | 0 | 0 |
| at NYG 12/31 | W | 1/0 | 5 | 3 | 2 | 2.5 | 19.0 | 0 | 0 | 0 | 0 | 0 | 0 | 0 | 0 |
| at SF 1/7/24 | W | 1/0 | 0 | 0 | 0 | 0.0 | 0.0 | 0 | 0 | 0 | 0 | 0 | 0 | 0 | 0 |
| Totals | 10-7 | 17/4 | 57 | 29 | 28 | 9.0 | 77.5 | 0 | 0 | 0 | 0 | 2 | 0 | 0 | 0 |

2023 Postseason

| Game | W/L | P/S | T | S | A | Sk | Yds | Int | Yds | Lg | TD | PD | FF | FR | Yds |
|-----------------|------------|------------|----------|----------|----------|------------|------------|----------|----------|----------|----------|----------|----------|----------|----------|
| at Det 1/14/24* | L | 1/0 | 1 | 0 | 1 | 0.5 | 0.5 | 0 | 0 | 0 | 0 | 0 | 0 | 0 | 0 |
| Totals | 0-1 | 1/0 | 1 | 0 | 1 | 0.5 | 0.5 | 0 | 0 | 0 | 0 | 0 | 0 | 0 | 0 |


* Denotes Wild Card Round



Kobie Turner, Collegiate Statistics



| Year | Team | Games | Tackles | | Asst. | Regular Season | | | | | Interceptions | | Fumbles | |
|---------------|---------------|-----------|------------|-----------|------------|----------------|--------------|----------|----------|----------|---------------|----------|----------|----------|
| | | | Total | Solo | | Sacks | Yards | Int. | Yards | Long | TD | PD | FF | FR |
| 2018 | Richmond | 11 | 14 | 5 | 9 | 1.5 | 15.0 | 0 | 0 | 0 | 0 | 0 | 1 | 0 |
| 2019 | Richmond | 12 | 71 | 30 | 41 | 7.0 | 44.0 | 0 | 0 | 0 | 0 | 0 | 1 | 0 |
| 2020 | Richmond | 4 | 19 | 10 | 9 | 3.5 | 22.0 | 0 | 0 | 0 | 0 | 0 | 1 | 0 |
| 2021 | Richmond | 11 | 54 | 20 | 34 | 4.0 | 17.0 | 0 | 0 | 0 | 0 | 0 | 2 | 2 |
| 2022 | Wake Forreest | 13 | 38 | 21 | 17 | 2.0 | 19.0 | 0 | 0 | 0 | 0 | 2 | 3 | 1 |
| Totals | | 51 | 196 | 86 | 110 | 18.0 | 117.0 | 0 | 0 | 0 | 0 | 2 | 8 | 3 |



51 Zach VanValkenburg



Outside Linebacker • Iowa • Zeeland, MI

Ht./Wt.: 6-4/263

NFL Exp.: 2 (1st Rams)

GP/GS, (Playoffs): 9/0 (0/0)

Birth Date: 2/17/1998

Acquired: FA-'22

Transactions: Signed to Los Angeles Rams practice squad (11/16/23)...Waived by Rams (11/14/23)...Signed to a futures contract with the Rams (1/9/23)... Signed to the Rams practice squad (9/20/22)... Released from the Las Vegas Raiders practice squad (9/6/22)... Signed to the Raiders practice squad (8/31/22)... Waived by the Raiders (8/30/22)... Signed with the Raiders as an undrafted free agent (5/13/22).

NFL Career:

- Has appeared in nine career regular season games and recorded eight tackles (three solo), 1.0 sack, one tackle for loss, five pressures, two quarterback hits and three hurries.
- Made his NFL regular season debut in Week 1 against the Seattle Seahawks.
- Recorded his first career sack in Week 5 of the 2023 season.



Personal: As a senior, VanValkenburg earned First-Team All-State and All-Conference. He was named Holland Sentinel Defensive Player of the Year and *Detroit Free Press* Dream Team. He was a three-year letterwinner as a linebacker and defensive end. He helped lead his team to three conference titles and two state championships. VanValkenburg wrestled and was a four-year letterwinner earning All-State honors and was also a four-year letterwinner in track. During his time at Iowa, he earned his bachelor's degree in history and a master's degree in European studies.



College: During his time at Iowa, VanValkenburg appeared in 60 games (48 starts) and totaled 211 tackles (106 solo) and 22.0 sacks. During his final campaign in 2021, he received the Hayden Fry Award and was named Second-Team All-Big Ten by league coaches, media, and the *Associated Press* as well as Third-Team All-Big Ten by Phil Steele. VanValkenburg was named a quarterfinalist for the Lott IMPACT Trophy and named to the Ted Hendricks Award Watch List and the Lombardi Award Watch List. Against Minnesota he recorded a career-high 10 tackles (six solo). During the 2020 season, he was named Second-Team All-Big Ten by league coaches and media and Fourth-Team All-Big Ten by Phil Steele. VanValkenburg tied for first nationally with four recovered fumbles on the season. He started all eight games at defensive end and totaled 30 tackles (14 solo) and 8.5 tackles for loss and 3.5 sacks. As a sophomore in 2019, VanValkenburg transferred from Hillsdale College. He appeared in 11 games and recorded six tackles (two solo). During the 2018 season, he was named Defensive Lineman of the Year in the Great Midwest Athletic Conference. He recorded 70 tackles, 14.5 tackles for loss, and 8.5 sacks. VanValkenburg led the league in sacks and ranked third in tackles for loss. During the 2017 season, he recorded 32 tackles, 4.5 sacks, one forced fumble, and one blocked kick. He redshirted for the 2016 season.



Zach VanValkenburg, NFL Statistics



| Year | Team | GP | Regular Season | | | | | Interceptions | | | | Fumbles | | | | | |
|---------------|------------------|----------|----------------|----------|----------|------------|------------|---------------|------------|------------|----------|----------|----------|----------|----------|----------|----------|
| | | | Tackles Total | Solo | Asst. | Sacks | Yards | Int. | Yards | Long | TD | PD | FF | FR | Yards | | |
| 2023 | Los Angeles Rams | 9 | 8 | 3 | 5 | 1.0 | 8.0 | 0 | 0.0 | 0.0 | 0 | 0 | 0 | 0 | 0 | 0 | 0 |
| Totals | | 9 | 8 | 3 | 5 | 1.0 | 8.0 | 0 | 0.0 | 0.0 | 0 | 0 | 0 | 0 | 0 | 0 | 0 |



Zach VanValkenburg, Game-By-Game



| 2023 Los Angeles Rams | W/L | P/S | T | S | A | Sk | Yds | Int | Yds | Lg | TD | PD | FF | FR | Yds |
|-----------------------|------------|------------|----------|----------|----------|----------------|------------|----------|----------|----------|----------|----------|----------|----------|----------|
| at Sea 9/10 | W | 1/0 | 0 | 0 | 0 | 0.0 | 0.0 | 0 | 0 | 0 | 0 | 0 | 0 | 0 | 0 |
| SF 9/17 | L | 1/0 | 0 | 0 | 0 | 0.0 | 0.0 | 0 | 0 | 0 | 0 | 0 | 0 | 0 | 0 |
| at Cin 9/25 | L | 1/0 | 0 | 0 | 0 | 0.0 | 0.0 | 0 | 0 | 0 | 0 | 0 | 0 | 0 | 0 |
| at Ind 10/1 | W | 1/0 | 0 | 0 | 0 | 0.0 | 0.0 | 0 | 0 | 0 | 0 | 0 | 0 | 0 | 0 |
| Phi 10/8 | L | 1/0 | 3 | 2 | 1 | 1.0 | 8.0 | 0 | 0 | 0 | 0 | 0 | 0 | 0 | 0 |
| Ari 10/15 | W | 1/0 | 3 | 1 | 2 | 0.0 | 0.0 | 0 | 0 | 0 | 0 | 0 | 0 | 0 | 0 |
| Pit 10/22 | L | 1/0 | 0 | 0 | 0 | 0.0 | 0.0 | 0 | 0 | 0 | 0 | 0 | 0 | 0 | 0 |
| at Dal 10/29 | L | 1/0 | 1 | 0 | 1 | 0.0 | 0.0 | 0 | 0 | 0 | 0 | 0 | 0 | 0 | 0 |
| at GB 11/5 | L | 1/0 | 1 | 0 | 1 | 0.0 | 0.0 | 0 | 0 | 0 | 0 | 0 | 0 | 0 | 0 |
| Sea 11/19 | | | | | | Practice Squad | | | | | | | | | |
| at Ari 11/26 | | | | | | Practice Squad | | | | | | | | | |
| Cle 12/3 | | | | | | Practice Squad | | | | | | | | | |
| at Bal 12/10 | | | | | | Practice Squad | | | | | | | | | |
| Was 12/17 | | | | | | Practice Squad | | | | | | | | | |
| NO 12/21 | | | | | | Practice Squad | | | | | | | | | |
| at NYG 12/31 | | | | | | Practice Squad | | | | | | | | | |
| at SF 1/7/24 | | | | | | Practice Squad | | | | | | | | | |
| Totals | 3-6 | 9/0 | 8 | 3 | 5 | 1.0 | 8.0 | 0 | 0 | 0 | 0 | 0 | 0 | 0 | 0 |



Zach VanValkenburg, Collegiate Statistics



| Year | College | G/S | Regular Season | | | | | Interceptions | | | | Fumbles | | | |
|---------------|-----------|--------------|----------------|------------|------------|-------------|----------|---------------|------------|----------|----------|----------|----------|----------|---|
| | | | Tackles Total | Solo | Asst. | Sacks | Int. | Yards | Long | TD | PD | FF | FR | Yards | |
| 2016 | Hillsdale | 3/2 | 15 | 7 | 8 | 0.0 | 0 | 0.0 | 0.0 | 0 | 0 | 0 | 0 | 0 | 0 |
| 2017 | Hillsdale | 11/11 | 32 | 20 | 12 | 4.5 | 0 | 0.0 | 0.0 | 0 | 0 | 1 | 0 | 0 | |
| 2018 | Hillsdale | 13/13 | 70 | 33 | 37 | 8.5 | 0 | 0.0 | 0.0 | 0 | 0 | 3 | 0 | 0 | |
| 2019 | Iowa | 11/0 | 6 | 2 | 4 | 0.0 | 0 | 0.0 | 0.0 | 0 | 0 | 0 | 0 | 0 | |
| 2020 | Iowa | 8/8 | 30 | 14 | 16 | 3.5 | 0 | 0.0 | 0.0 | 0 | 0 | 1 | 0 | 1 | |
| 2021 | Iowa | 14/14 | 58 | 30 | 28 | 5.5 | 0 | 0.0 | 0.0 | 0 | 0 | 0 | 0 | 0 | |
| Totals | | 60/48 | 211 | 106 | 105 | 22.0 | 0 | 0.0 | 0.0 | 0 | 0 | 5 | 0 | 1 | |



8

Jared Verse



Outside Linebacker • Florida State • Dayton, OH

Ht./Wt.: 6-4/260

NFL Exp.: 1 (1st Rams)

GP/GS, (Playoffs): 0/0 (0/0)

Birth Date: 11/4/2000

Acquired: D1-'24

Transactions: Selected by the Los Angeles Rams in the first round (19th overall) of the 2024 NFL Draft.

College: Verse was Florida State's first two-time First-Team All-ACC defensive end since Reinard Wilson in 1995-96. He was Second-Team All-American in 2023 (*ESPN, AP, USA Today and The Athletic*) and was a semifinalist for the Lombardi Award and the Lott IMPACT Trophy following his final season with the program in 2023. Verse also was a Wuerffel Trophy nominee, FSU's defensive MVP, and was the recipient of the Bobby Bowden Leadership Award as a senior. His sack total in 2023 ranked third in the ACC, and his 69 yards lost on TFLs was the ACC's fifth-highest individual total. He started the first 13 games of the 2023 season and recorded 41 tackles, including 12.5 for loss, 9.0 sacks, 11 hurries, three pass breakups, one forced fumble, one fumble recovery, and one blocked kick. During his first season at FSU in 2022, Verse started nine games and recorded 48 tackles, including 17.0 for loss, 9.0 sacks, three hurries, one fumble recovery and one blocked field goal. He was a First-Team All-ACC honoree and received the most All-ACC votes on defense that season. Verse also was named First-Team All-American by *The Athletic* and was the only player in the ACC and one of two Power 5 defenders nationally with four games of 2.5 tackles for loss that season. Verse had at least 0.5 tackles for loss in every game he finished as a junior at FSU. Before his time at FSU, Verse spent two seasons at Albany where he appeared in 15 games over two seasons and recorded 74 tackles, including 21.5 for loss, 14.5 sacks, 15 hurries, two forced fumbles, and one pass breakup. He was a First-Team All-Conference selection and FCS Freshman All-American and CAA Defensive Rookie of the Year honors in 2021 after registering 53 tackles, 11.5 tackles for loss, 10.5 sacks, 12 hurries, one forced fumble and one pass breakup. In 2020, Verse was Second-Team All-Conference and was a Jerry Rice Award finalist after notching 22 tackles, 10 tackles for loss, 4.0 sacks and one forced fumble in just four games played. He led the Colonial Athletic Association in tackles for loss and tied for second in sacks that season. He redshirted during the 2019 season.



Personal: Verse was a three-time All-PHAC athlete at Central Columbia and played both sides of the ball his senior year. He recorded 14 tackles with three forced fumbles to go along with 15 receptions for 385 yards at tight end. Verse also played basketball and ran track in high school. He won the state championship as part of the 4X400 relay team.



Jared Verse, Collegiate Statistics



Regular Season

| Year | College | G/S | Tackles | | | Sacks | Yards | TFLs | Yds | PD | Fumbles | | |
|---------------|---------------|--------------|------------|-----------|-----------|-------------|------------|-----------|------------|----------|----------|----------|----------|
| | | | Total | Solo | Asst. | | | | | | FF | FR | BLK |
| 2020 | Albany | 4/4 | 22 | 15 | 7 | 4.0 | 16 | 10 | 36 | 0 | 1 | 0 | 0 |
| 2021 | Albany | 11/11 | 53 | 31 | 21 | 10.5 | 70 | 11.5 | 74 | 1 | 1 | 0 | 0 |
| 2022 | Florida State | 12/9 | 48 | 17 | 19 | 9.05 | 72 | 17 | 68 | 0 | 0 | 1 | 1 |
| 2023 | Florida State | 13/13 | 41 | 20 | 18 | 9.0 | 61 | 12.5 | 69 | 3 | 1 | 1 | 1 |
| Totals | | 40/37 | 164 | 83 | 65 | 32.5 | 219 | 51 | 247 | 4 | 3 | 2 | 2 |



30 Josh Wallace



Defensive Back • Michigan • Bowie, MD

Ht./Wt.: **6-0/189**
 NFL Exp.: **R (1st Rams)**
 GP/GS, (Playoffs): **0/0**
 Birth Date: **7/5/2000**
 Acquired: **UDFA-'24**

Transactions: Signed with the Los Angeles Rams as an undrafted free agent (5/1/2024).

College: Wallace played one season as a graduate transfer at Michigan following a four-year career at UMass. He appeared in 15 games (11 starts) during his lone season at Michigan and was named to the All-Big Ten Honorable Mention team. Wallace was named Michigan Defensive Player of the Week twice in his final collegiate season. In 2023, he recorded 33 tackles (22 solo), 2.0 tackles for loss, four passes defended, a forced fumble and two fumble recoveries. At UMass, Wallace played four seasons appearing in 39 games (34 starts), and was selected as a team captain in each of his final three seasons. As a senior in 2022, he set a career-high for interceptions (two) in a single season. Wallace played in 12 games (12 starts) and recorded 41 tackles (32 solo), 10 passes defended, 3.0 tackles for loss, and one fumble recovery that season. In 2021, he appeared in 11 games (11 starts) and set career-highs in tackles (53), passes defended (12), and sacks (1.0). During the pandemic-shortened season in 2020, Wallace played in all four games (three starts) and recorded 13 tackles (13 solo) and five passes defended. He was named to the All-Independent Team following his sophomore season. As a freshman in 2019, he appeared in 12 games (eight starts) and totaled 33 tackles (25 solo), one interception, one forced fumble and one fumble recovery.



Personal: Wallace Attended DeMatha Catholic High School (2019) and played under head coach Elijah Brooks. He was part of a team that went 8-3 in his senior season (2018) in the Washington Catholic Athletic Conference (WCAC). He recorded a pick-six to help lead DeMatha to a win in the 2018 WCAC Semifinal. Wallace also lettered in basketball at DeMatha and played point guard for a team that went 64-10 across his two seasons and was nationally ranked. He helped the team win the 2018 WCAC Championship and had the opportunity to play basketball in college. He transferred to DeMatha after two years at St. Mary's Annapolis. Wallace was ranked as a three-star recruit according to *247Sports.com* – the 142nd-ranked cornerback in the nation and the 21st-ranked player in Maryland. Wallace earned his bachelor's degree in sociology at UMass and completed a Master's degree from the School of Social Work at Michigan.



Josh Wallace, Collegiate Statistics



Regular Season

| Year | College | G | Tackles | | | Sacks | Yards | Int. | Interceptions | | | PD | Fumbles | |
|---------------|---------------|-----------|------------|------------|-----------|------------|------------|----------|---------------|------------|----------|-----------|----------|----|
| | | | Total | Solo | Asst. | | | | Yards | Long | TD | | FF | FR |
| 2019 | Massachusetts | 12 | 33 | 25 | 8 | 0.0 | 0.0 | 1 | 0.0 | 0.0 | 0 | 1 | 1 | |
| 2020 | Massachusetts | 4 | 13 | 13 | 0 | 0.0 | 0.0 | 0 | 0.0 | 0.0 | 0 | 5 | 0 | |
| 2021 | Massachusetts | 11 | 53 | 32 | 21 | 1.0 | 2.0 | 0 | 0.0 | 0.0 | 0 | 12 | 0 | |
| 2022 | Massachusetts | 12 | 41 | 32 | 9 | 0.0 | 0.0 | 2 | 0.0 | 0.0 | 0 | 10 | 0 | |
| 2023 | Michigan | 15 | 33 | 22 | 11 | 0.0 | 0.0 | 0 | 0.0 | 0.0 | 0 | 4 | 1 | |
| Totals | | 54 | 173 | 124 | 49 | 1.0 | 2.0 | 3 | 0.0 | 0.0 | 0 | 32 | 2 | |



47 Alex Ward



Long Snapper • Central Florida • Fort Walton Beach, FL

Ht./Wt.: 6-4/240

NFL Exp.: 2 (2nd Rams)

GP/GS, (Playoffs): 13/0, (0/0)

Birth Date: 4/22/1999

Acquired: UDFA-'23

Transactions: Placed on the Los Angeles Rams injured reserve list (12/12/23)... Signed with the Rams as an undrafted rookie (5/1/23).

NFL Career:

- Has appeared in 13 career regular season games and made his NFL debut in Week 1 against the Seahawks.



Personal: A 2017 graduate of Choctawhatchee High School in Fort Walton Beach, Fl., Ward graduated Summa Cum Laude. Grandson of Allen Koester, who served 28 years in the United State Air Force and retired as the Assistant Vice Commander for the Aeronautical Systems Center. During his time at UCF, Ward participated in Lockheed Martin College Work Experience Program and worked on camera targeting for an Apache helicopter. He studied mechanical engineering and was named to the Order of Pegasus, UCF's highest student honor that recognizes select graduating seniors

College: During his time at Central Florida, Ward appeared in 50 games (50 starts) and was a two-time consecutive Mannelly Award finalist in 2021 and 2022. During his final campaign in 2022, Ward was named Second-Team All-America long snapper by Phil Steele, First-Team All-AAC by Phil Steele, Third-Team preseason All-America by Phil Steele, First-Team preseason All-AAC, and was a 2022 semifinalist for the NFF Campbell Award. He was invited and participated in the 2023 Senior Bowl all-star game, as well as the 2023 NFL Combine. In the 2021 season, Ward appeared in all 13 games. Against Memphis he recovered a fumble on a muffed punt and against South Florida he recorded a tackle on punt coverage. Ward earned Third-Team All-America honors and First-Team all-conference accolades from Phil Steele, as well as being named a Mannelly Award finalist. In fall 2021, he earned UCF AD honor roll. As a redshirt junior in 2020, Ward appeared in all 10 games as the starter. He recorded one tackle and earned AAC All-Academic Team honors as well as UCF Dean's List for spring 2021. During the 2019 season, Ward started all 13 games and earned AAC All-Academic Team honors. He made his collegiate debut against FAMU. As a redshirt freshman in 2018, Ward earned AAC All-Academic Team honors. During his true freshman year in 2017, he redshirted and earned AAC All-Academic Team honors.





69 Carlos Watkins



Defensive Line • Clemson • Mooresboro, NC

Ht./Wt.: 6-3/305

NFL Exp.: 8 (1st Rams)

GP/GS, (Playoffs): 71/37 (4/3)

Birth Date: 12/5/1993

Acquired: FA-'24

Transactions: Signed with the Los Angeles Rams (8/13/24)... Signed with Arizona Cardinals (3/30/23)...Elevated to Dallas Cowboys 53-man roster (10/22/22)...Signed to Cowboys Practice Squad (8/31/22)... Waived by Cowboys (8/30/22)...Re-Signed with Cowboys (3/24/22)...Signed with Cowboys (3/21/21)... Selected by Houston Texans in the fourth round (142nd overall) of the 2017 NFL Draft.

NFL Career:

- Appeared in two games in 2023 before a biceps injury sidelined him for the remainder of the season.
- Appeared in 12 games (four starts) during the 2022 regular season and totaled 30 tackles, 2.0 tackles for loss, four quarterback hurries and a forced fumble.
- Started both postseason games in 2022 and added two tackles, a quarterback hurry and a pass breakup.
- Started a career-high 14 games in 2021, seeing action in 15, and set a personal-best with 32 tackles and four tackles for loss while adding 1.0 sack, two hurries, one pass breakup and an interception he returned 29 yards for a touchdown.
- Selected as the defensive captain against Las Vegas (11/25), then had two tackles and intercepted his first career pass that he returned 29 yards for his first career touchdown at New Orleans (12/2/21).
- Played in all 16 games for the first time in his career - starting 11 - and finished with 27 tackles, 2.0 sacks, two tackles for losses, two hurries, three breakups and a fumble recovery.
- Played in 10 games in 2019 notching 23 tackles, one sack, two hurries, a pass breakup and a fumble recovery.
- Played in 12 games (six starts) as a rookie in 2017 and finished with 21 tackles, 3.0 tackles for loss and a pass breakup.
- Started his first NFL game against Indianapolis (11/5/17)

College: In five seasons at Clemson (2012-16), Watkins tallied 191 tackles, 26 tackles for losses and 14.0 sacks in 53 games (30 starts). He was an All-American, a two-time All-ACC selection, and a permanent team captain. As a senior in 2016, he earned First-Team All-American honors from *CBS Sports*, Second-Team All-American honors from the *Associated Press* and First-Team All-ACC honors from both the media and coaches. He shared the Tiger Pride Defensive Team MVP honors. As a senior, he started all 15 games and had 82 tackles, 13.5 tackles for loss, 10.5 sacks, 13 pressures and four passes defended. His 10.5 sacks marked the highest total in school history by a defensive tackle, breaking the mark of 10.0 held by Jim Stuckey, William Perry and Michael Dean Perry. In 2015, he earned First-Team All-SEC honors from the media and Second-Team honors from the coaches after recording 69 tackles, eight tackles for loss, 3.5 sacks, eight pressures and an INT (returned 15 yards for his first career TD) in 15 games played (14 starts). As a redshirt sophomore in 2014, Watkins had 13 tackles, two tackles for losses, and four pressures in 11 games. In 2013, he had 11 tackles, 1.5 tackles for loss and a pressure in three games before receiving a redshirt following a car accident that ended his season. As a freshman in 2012, Watkins notched 16 tackles, a tackle for a loss, and three pressures in nine games.



Personal: Watkins was ranked as the #8 defensive lineman in the nation out of Chase (Forest City, NC) High School by *Rivals* where he logged 15.0 sacks, five forced fumbles and an INT as a senior. He had 50 tackles, 29 tackles for loss and 14.0 sacks as a junior. Watkins played in the U.S. Army All-American game and the Shrine Bowl. In addition to starring on the football field, Watkins averaged over 21 points and 10 rebounds per game for Chase's basketball team. He earned a bachelor's degree in Sociology.



Carlos Watkins, NFL Statistics



Regular Season

| Year | Team | G/S | Tackles | | | Sacks | Yards | Interceptions | | | TD | PD | Fumbles | | |
|---------------|-------------------|--------------|------------|-----------|-----------|------------|-------------|---------------|-----------|-----------|----------|----------|----------|----------|-------|
| | | | Total | Solo | Asst. | | | Int. | Yards | Long | | | FF | FR | Yards |
| 2017 | Houston Texans | 12/6 | 21 | 9 | 12 | 0.0 | 0 | 0 | 0 | 1 | 1 | 0 | 0 | 0 | |
| 2018 | Houston Texans | 4/0 | 3 | 2 | 1 | 1.0 | 2.0 | 0 | 0 | 0 | 0 | 0 | 0 | 0 | |
| 2019 | Houston Texans | 10/1 | 23 | 10 | 13 | 1.0 | 3.0 | 0 | 0 | 0 | 1 | 0 | 0 | 0 | |
| 2020 | Houston Texans | 16/11 | 27 | 17 | 10 | 2.0 | 10.0 | 0 | 0 | 0 | 3 | 0 | 1 | 0 | |
| 2021 | Dallas Cowboys | 15/14 | 32 | 18 | 14 | 1.0 | 8.0 | 0 | 0 | 0 | 1 | 0 | 1 | 0 | |
| 2022 | Dallas Cowboys | 12/4 | 30 | 13 | 17 | 0.0 | 0.0 | 1 | 29 | 29t | 1 | 0 | 1 | 0 | |
| 2023 | Arizona Cardinals | 2/1 | 7 | 4 | 3 | 1.0 | 6.0 | 0 | 0 | 0 | 1 | 0 | 0 | 0 | |
| Totals | | 69/36 | 143 | 73 | 70 | 6.0 | 29.0 | 1 | 29 | 29 | 1 | 7 | 1 | 3 | |

Postseason

| Year | Team | G/S | Tackles | | | Sacks | Yards | Interceptions | | | TD | PD | Fumbles | | |
|---------------|----------------|------------|----------|----------|----------|------------|------------|---------------|----------|----------|----------|----------|----------|----------|-------|
| | | | Total | Solo | Asst. | | | Int. | Yards | Long | | | FF | FR | Yards |
| 2019 | Houston Texans | 1/0 | 0 | 0 | 0 | 0.0 | 0.0 | 0 | 0 | 0 | 0 | 0 | 0 | 0 | |
| 2021 | Dallas Cowboys | 1/1 | 0 | 0 | 0 | 0.0 | 0.0 | 0 | 0 | 0 | 1 | 0 | 0 | 0 | |
| 2022 | Dallas Cowboys | 2/2 | 2 | 2 | 0 | 0.0 | 0.0 | 0 | 0 | 0 | 0 | 1 | 0 | 0 | |
| Totals | | 4/3 | 2 | 2 | 0 | 0.0 | 0.0 | 0 | 0 | 0 | 2 | 0 | 0 | 0 | |

Regular Season Single Game Career Highs:

Total Tackles – 6, vs. Tennessee (12/29/19)
 Solo Tackles – 3, four times - last at Washington (1/8/23)
 Sacks – 1.0, five times - last at Washington (9/10/23)

Postseason Single Game Career Highs:

Total Tackles – 1, twice - last, at San Francisco (1/22/23 Divisional Round)
 Solo Tackles – 1, at Tampa Bay (1/16/23 NFC Wild Card)





88 Jordan Whittington



Wide Receiver • Texas • Cuero, TX

Ht./Wt.: **6-1/204**
 NFL Exp.: **1 (1st Rams)**
 GP/GS, (Playoffs): **0/0 (0/0)**
 Birth Date: **10/1/2000**
 Acquired: **D6-'24**

Transactions: Selected by the Los Angeles Rams in the sixth round (213 overall) of the 2024 NFL Draft.

College: Whittington appeared in 41 games (25 starts) during his five-year collegiate career at Texas. He ranks 12th in program history in receptions (141) and 14th in receiving yards (1,757). He is a two-time honorable mention All-Big 12 selection by the league's coaches and converted from running back after the 2019 season. Whittington also was named to the Academic All-Big 12 First-Team on three occasions and Academic All-Big 12 Second Team once. He is a five-time member of the Big 12 Commissioner's Honor Roll. As a senior in 2023, Whittington was an All-Big 12 honorable mention and appeared in all 14 games with eight starts. He notched 42 catches for 505 yards and one touchdown to go along with 18 rushing yards. In 2022, Whittington played in 13 games (12 starts) and recorded career-highs in receptions (50) and receiving yards (652) to go along with one touchdown. He earned All-Big 12 honorable mention by the league's coaches that season. As a sophomore in 2023, he played in eight games (three starts) and hauled in 26 passes for 377 yards and a career-best three touchdowns. He missed four games due to injury that season. Whittington appeared in five games (two starts) as a redshirt freshman in 2020 and notched 21 receptions for 206 yards and rushes three times for 50 yards and one touchdown. He redshirted as a freshman in 2019 and played in the season opener before missing the remainder of the season after re-aggravating a groin injury sustained in high school.



Personal: Whittington earned all-state honors as a wide receiver, defensive back, kick returner, all-purpose player and in academics during his dime in high school at Cuero. He was selected to the 2019 All-American Bowl and posted over 3,000 receiving yards, 5,400 all-purpose yards, and 60 total touchdowns over his last three high school seasons. Whittington was the utility player on the 2018 First-Team "Tops in Texas" and to the Super Team as a receiver by Dave Campbell's Texas Football. He also was selected Second-Team 4A All-State as a defensive back by the Associated Press and received honorable mention 4A Academic All-State honors. Whitting set a Texas high school championship game record with 334 yards rushing on 28 carries, breaking the previous mark set by former Longhorn running back Jonathan Gray, while also breaking Eric Dickerson's 4A record. He also tied the championship game record with five rushing touchdowns, guiding Cuero to their first state title in 31 years. Whittington also played basketball in high school and is the third-youngest of 10 siblings. His older brother, Quincey, played running back at SMU and his uncle, Arthur, played at SMU and won a Super Bowl with the Oakland Raiders.



Jordan Whittington, Collegiate Statistics



| Year | Team | GP | Rec | Receiving | | | | Att. | Rushing | | | TD |
|---------------|-------|-----------|------------|--------------|-------------|-----------|----------|----------|-----------|------------|-----------|----|
| | | | | Yards | Avg. | Long | Yards | | Avg. | Long | | |
| 2019 | Texas | 1 | 2 | 17 | 8.5 | 14 | 0 | 0 | 0 | 0 | 0 | |
| 2020 | Texas | 1 | 3 | 35 | 11.7 | 34 | 0 | 1 | 20 | 20.0 | 20 | |
| 2021 | Texas | 8 | 26 | 377 | 14.5 | 41 | 3 | 1 | 8 | 8.0 | 8 | |
| 2022 | Texas | 13 | 50 | 652 | 13.0 | 32 | 1 | 0 | 0 | 0.0 | 0 | |
| 2023 | Texas | 14 | 42 | 505 | 12.0 | 41 | 1 | 3 | 18 | 6.0 | 20 | |
| Totals | | 37 | 123 | 1,586 | 12.9 | 41 | 5 | 5 | 46 | 9.2 | 20 | |



6 Sam Wiglusz

Wide Receiver • Ohio • Brecksville, OH

Ht./Wt.: **6-0/183**
 NFL Exp.: **R (1st Rams)**
 GP/GS, (Playoffs): **0/0, (0/0)**
 Birth Date: **7/24/1999**
 Acquired: **UDFA-'24**

Transactions: Signed with the Los Angeles Rams as an undrafted free agent (5/1/24).

College: Wiglusz played two seasons at Ohio following a three-year stint at Ohio State. He appeared in 34 games during his collegiate career and recorded 132 receptions for 1,562 yards and 14 touchdowns. During his redshirt senior season, he was named to the All-MAC First-Team, Phil Steele All-MAC Postseason Second-Team, received Academic All-MAC team honors and earned 2023 College Sports Communicators Academic All-District Football Team Accolades. He finished the season as the leading receiver for the Bobcats and notched 56 receptions for 660 yards and three touchdowns in 12 games. He ranked second in the MAC for receptions and fifth in receiving yards. As a senior in 2022, Wiglusz was named to the All-MAC First-Team and the Academic All-America Second-Team. He appeared in all 14 games and recorded career-highs in receptions (73), receiving yards (877), and receiving touchdowns (11). Wiglusz led the Bobcats in receptions and yards and finished as the third-leading receiver in the MAC. Prior to transferring to Ohio, Wiglusz spent three seasons at Ohio State where he played in 13 games and recorded eight receptions for 25 yards. As a junior in 2021, he was named to the Academic All-Big 10 team.



Personal: Wiglusz attended Brecksville-Broadview Heights in Ohio. He earned three letters in football during his prep career and was voted as a team captain in 2017. He finished his high school career with 182 receptions for 3,129 receiving yards and 37 touchdowns. As a senior, Wiglusz was named to the All-Ohio Second-Team, All-District First-Team, and to the All-Suburban League. He twice was voted as a *Cleveland.com* All-Star. Wiglusz set the school record for yards in a single season (1,432) in 2017. He also lettered in baseball, basketball, and track and was an All-Conference player and team captain in baseball and basketball. His father, Tony, played baseball at Akron and his mother, Kate, was a softball player at Florida Southern. He graduated with an undergraduate degree in marketing with a minor in economics and completed a master's degree in management.



Sam Wiglusz, Collegiate Statistics



| Year | Team | GP | Rec. | Receiving | | | | Rushing | | | | TD |
|---------------|------------|-----------|------------|--------------|-------------|-----------|-----------|----------|-----------|------------|-----------|----------|
| | | | | Yards | Avg. | Long | TD | Att. | Yards | Avg. | Long | |
| 2018 | Ohio State | 1 | 0 | 0 | 0.0 | 0 | 0 | 0 | 0 | 0.0 | 0 | 0 |
| 2019 | Ohio State | 3 | 1 | 11 | 3.7 | 11 | 0 | 0 | 0 | 0.0 | 0 | 0 |
| 2020 | Ohio State | - | - | - | - | - | - | - | - | - | - | - |
| 2021 | Ohio State | 4 | 2 | 14 | 3.5 | 3.5 | 0 | 0 | 0 | 0.0 | 0 | 0 |
| 2022 | Ohio | 14 | 73 | 877 | 62.6 | 75 | 11 | 2 | 23 | 1.6 | 30 | 0 |
| 2023 | Ohio | 12 | 56 | 660 | 55.0 | 38 | 3 | 1 | 1 | 1.0 | 1 | 0 |
| Totals | | 34 | 132 | 1,562 | 45.9 | 75 | 14 | 3 | 24 | 1.3 | 30 | 0 |



24 Darius Williams



Defensive Back • Alabama-Birmingham • Jacksonville, FL

Ht./Wt.: 5-9/192

NFL Exp.: 7 (5th Rams)

GP/GS, (Playoffs): 80/55 (8/6)

Birth Date: 3/15/1993

Acquired: FA-'24

Transactions: Signed by the Los Angeles Rams as a free agent (3/13/24)...Signed by the Jacksonville Jaguars as a free agent (3/16/22)... Acquired via waivers by the Rams (10/8/18)... released by the Baltimore Ravens (10/6/18)...signed with the Ravens as a rookie free agent (5/4/18).

NFL Career:

- Has appeared in 80 career regular season games (55 starts) and tallied 236 tackles (190 solo), 10 interceptions for 93 return yards, 62 passes defended, one defensive touchdown, two hurries, two fumble recoveries, and 10 tackles for loss.
- Has played in eight postseason contests (six starts) and recorded 37 tackles (21 solo), one tackle for loss, and one interception that he returned for a touchdown.
- Won Super Bowl LVI with the Los Angeles Rams in 2022.
- Had a career-high 19 pass breakups in 2023.
- Williams finished the 2023 season as the highest-graded cornerback according to *Pro Football Focus* (85.5).
- Tied his career-best four interceptions in 2023 with the Jaguars.
- His 16 passes defended in 2022 led the Jaguars and was fourth-best across the NFL.
- Recorded his only two-interception game as a member of the Rams against Seattle in 2020.
- During the 2020 postseason, Williams recorded an interception against the Seahawks in the Wild Card game that was returned for a touchdown.
- Hauled in an interception against the Falcons that was returned 61 yards for a touchdown in 2023.
- Recorded his first career interception during his second season against San Francisco in 2019.



College: He played two seasons at UAB and saw action in 25 games with 18 starts. Williams totaled 75 tackles with 26 passes defended and six interceptions. As a senior, he was named First-Team All-America by *Pro Football Focus* and earned First-Team All-Conference USA in 2017. In 2017, he recorded 50 tackles (38 solo) and five interceptions returned for 80 yards. Williams led the C-USA in passes defended with 20 and was ranked fifth in the NCAA among the Football Bowl Subdivision. He had a 41-yard pick-six at Southern Mississippi and recorded his first fumble recovery at North Texas. Williams had career-highs against Coastal Carolina in tackles (eight) and tackles for loss (three). In 2016, the football program at UAB was reinstated, but no games were played. The football program was disbanded prior to the 2015 season. He started in five games in 2014 during his first year with the Blazers. Williams started his career as a walk-on. He studied communications and nutrition.



Personal: Williams attended Creekside High School in Jacksonville, Florida. He also played basketball and ran track. He attended the 2023 NCAA Leadership Development Conference and aspires to become a general manager after he completes his NFL career.



Darius Williams, NFL Statistics



| Year | Team | G/S | Tackles | | | Sacks | | Interceptions | | | TD | PD | Fumbles | | | |
|---------------|----------------------|--------------|------------|------------|-----------|------------|------------|---------------|-----------|-----------|----------|-----------|----------|----------|----------|----------|
| | | | Total | Solo | Asst. | Yards | Yards | Int. | Yards | Long | | | FF | FR | Yards | |
| 2018 | Ravens/Rams | 4/0 | 0 | 0 | 0 | 0.0 | 0.0 | 0 | 0 | 0 | 0 | 0 | 0 | 0 | 0 | 0 |
| 2019 | Los Angeles Rams | 12/3 | 15 | 14 | 1 | 0.0 | 0.0 | 2 | 0 | 0 | 0 | 4 | 0 | 1 | 0 | 0 |
| 2020 | Los Angeles Rams | 16/10 | 44 | 37 | 7 | 0.0 | 0.0 | 4 | 21 | 19 | 0 | 14 | 0 | 0 | 0 | 0 |
| 2021 | Los Angeles Rams | 14/13 | 71 | 60 | 11 | 0.0 | 0.0 | 0 | 0 | 0 | 0 | 9 | 0 | 1 | 0 | 0 |
| 2022 | Jacksonville Jaguars | 17/12 | 53 | 35 | 18 | 0.0 | 0.0 | 0 | 0 | 0 | 0 | 16 | 0 | 0 | 0 | 0 |
| 2023 | Jacksonville Jaguars | 17/17 | 53 | 44 | 9 | 0.0 | 0.0 | 4 | 72 | 61 | 1 | 19 | 2 | 0 | 0 | 0 |
| Totals | | 80/55 | 236 | 190 | 46 | 0.0 | 0.0 | 10 | 93 | 61 | 1 | 62 | 2 | 2 | 0 | 0 |

| Year | Team | G/S | Tackles | | | Sacks | | Interceptions | | | TD | PD | Fumbles | | | |
|---------------|----------------------|------------|-----------|-----------|-----------|------------|------------|---------------|-----------|-----------|----------|----------|----------|----------|----------|----------|
| | | | Total | Solo | Asst. | Yards | Yards | Int. | Yards | Long | | | FF | FR | Yards | |
| 2020 | Los Angeles Rams | 2/1 | 7 | 6 | 1 | 0.0 | 0.0 | 1 | 42 | 42 | 1 | 2 | 0 | 0 | 0 | 0 |
| 2021 | Los Angeles Rams | 4/4 | 24 | 13 | 11 | 0.0 | 0.0 | 0 | 0 | 0 | 0 | 3 | 0 | 0 | 0 | 0 |
| 2022 | Jacksonville Jaguars | 2/1 | 6 | 4 | 4 | 0.0 | 0.0 | 0 | 0 | 0 | 0 | 1 | 0 | 0 | 0 | 0 |
| Totals | | 8/6 | 37 | 21 | 16 | 0.0 | 0.0 | 1 | 42 | 42 | 1 | 6 | 0 | 0 | 0 | 0 |





Darious Williams, Game-By-Game



2023 Jacksonville Jaguars

| Game | W/L | P/S | T | S | A | Sk | Yds | Int | Yds | Lg | TD | PD | FF | FR | Yds |
|---------------|------------|--------------|-----------|-----------|----------|------------|------------|----------|-----------|-----------|----------|-----------|----------|----------|----------|
| at Ind 9/10 | W | 1/1 | 1 | 1 | 0 | 0.0 | 0.0 | 0 | 0 | 0 | 0 | 1 | 0 | 0 | 0 |
| KC 9/17 | L | 1/1 | 5 | 4 | 1 | 0.0 | 0.0 | 0 | 0 | 0 | 0 | 1 | 1 | 0 | 0 |
| Hou 9/25 | L | 1/1 | 2 | 1 | 1 | 0.0 | 0.0 | 0 | 0 | 0 | 0 | 1 | 0 | 0 | 0 |
| Atl 10/1 | W | 1/1 | 5 | 4 | 1 | 0.0 | 0.0 | 1 | 61 | 61 | 1 | 3 | 0 | 0 | 0 |
| Buf 10/8 | W | 1/1 | 7 | 7 | 0 | 0.0 | 0.0 | 1 | 0 | 0 | 0 | 1 | 1 | 0 | 0 |
| Ind 10/15 | W | 1/1 | 3 | 3 | 0 | 0.0 | 0.0 | 1 | 0 | 0 | 0 | 2 | 0 | 0 | 0 |
| at NO 10/19 | W | 1/1 | 5 | 4 | 1 | 0.0 | 0.0 | 0 | 0 | 0 | 0 | 2 | 0 | 0 | 0 |
| at Pit 10/29 | W | 1/1 | 2 | 2 | 0 | 0.0 | 0.0 | 0 | 0 | 0 | 0 | 3 | 0 | 0 | 0 |
| SF 11/12 | L | 1/1 | 0 | 0 | 0 | 0.0 | 0.0 | 0 | 0 | 0 | 0 | 1 | 0 | 0 | 0 |
| Ten 11/19 | W | 1/1 | 2 | 1 | 1 | 0.0 | 0.0 | 0 | 0 | 0 | 0 | 1 | 0 | 0 | 0 |
| at Hou 11/26 | W | 1/1 | 1 | 1 | 0 | 0.0 | 0.0 | 0 | 0 | 0 | 0 | 0 | 0 | 0 | 0 |
| Cin 12/4 | L | 1/1 | 7 | 5 | 2 | 0.0 | 0.0 | 0 | 0 | 0 | 0 | 0 | 0 | 0 | 0 |
| at Cle 12/10 | L | 1/1 | 2 | 2 | 0 | 0.0 | 0.0 | 1 | 11 | 11 | 0 | 3 | 0 | 0 | 0 |
| Bal 12/17 | W | 1/1 | 4 | 3 | 1 | 0.0 | 0.0 | 0 | 0 | 0 | 0 | 0 | 0 | 0 | 0 |
| at TB 12/24 | W | 1/1 | 4 | 4 | 0 | 0.0 | 0.0 | 0 | 0 | 0 | 0 | 0 | 0 | 0 | 0 |
| Car 12/31 | W | 1/1 | 1 | 1 | 0 | 0.0 | 0.0 | 0 | 0 | 0 | 0 | 0 | 0 | 0 | 0 |
| at Ten 1/7/24 | W | 1/1 | 2 | 1 | 1 | 0.0 | 0.0 | 0 | 0 | 0 | 0 | 0 | 0 | 0 | 0 |
| Totals | 9-8 | 17/17 | 53 | 44 | 9 | 0.0 | 0.0 | 4 | 72 | 61 | 1 | 19 | 2 | 0 | 0 |

2022 Jacksonville Jaguars

| Game | W/L | P/S | T | S | A | Sk | Yds | Int | Yds | Lg | TD | PD | FF | FR |
|---------------|------------|--------------|-----------|-----------|-----------|------------|------------|----------|----------|----------|----------|-----------|----------|----------|
| at Was 9/11 | L | 1/0 | 3 | 3 | 0 | 0.0 | 0.0 | 0 | 0 | 0 | 0 | 0 | 0 | 0 |
| Ind 9/18 | W | 1/0 | 1 | 0 | 1 | 0.0 | 0.0 | 0 | 0 | 0 | 0 | 0 | 0 | 0 |
| at LAC 9/25 | W | 1/1 | 4 | 3 | 1 | 0.0 | 0.0 | 0 | 0 | 0 | 0 | 2 | 0 | 0 |
| at Phi 10/2 | L | 1/0 | 1 | 1 | 0 | 0.0 | 0.0 | 0 | 0 | 0 | 0 | 1 | 0 | 0 |
| Hou 10/9 | L | 1/0 | 0 | 0 | 0 | 0.0 | 0.0 | 0 | 0 | 0 | 0 | 1 | 0 | 0 |
| at Ind 10/16 | L | 1/0 | 2 | 1 | 1 | 0.0 | 0.0 | 0 | 0 | 0 | 0 | 0 | 0 | 0 |
| NYG 10/23 | L | 1/1 | 8 | 5 | 3 | 0.0 | 0.0 | 0 | 0 | 0 | 0 | 3 | 0 | 0 |
| Den 10/30 | L | 1/1 | 3 | 0 | 3 | 0.0 | 0.0 | 0 | 0 | 0 | 0 | 1 | 0 | 0 |
| LV 11/6 | W | 1/1 | 4 | 3 | 1 | 0.0 | 0.0 | 0 | 0 | 0 | 0 | 1 | 0 | 0 |
| at KC 11/13 | L | 1/1 | 3 | 3 | 0 | 0.0 | 0.0 | 0 | 0 | 0 | 0 | 0 | 0 | 0 |
| vs Bal 11/27 | W | 1/1 | 3 | 2 | 1 | 0.0 | 0.0 | 0 | 0 | 0 | 0 | 0 | 0 | 0 |
| at Det 12/4 | L | 1/1 | 3 | 2 | 1 | 0.0 | 0.0 | 0 | 0 | 0 | 0 | 2 | 0 | 0 |
| at Ten 12/11 | W | 1/1 | 3 | 2 | 1 | 0.0 | 0.0 | 0 | 0 | 0 | 0 | 1 | 0 | 0 |
| vs Dal 12/18 | W | 1/1 | 2 | 1 | 1 | 0.0 | 0.0 | 0 | 0 | 0 | 0 | 1 | 0 | 0 |
| at NYJ 12/22 | W | 1/1 | 1 | 1 | 0 | 0.0 | 0.0 | 0 | 0 | 0 | 0 | 2 | 0 | 0 |
| at Hou 1/1/24 | W | 1/1 | 4 | 2 | 2 | 0.0 | 0.0 | 0 | 0 | 0 | 0 | 0 | 0 | 0 |
| Ten 1/7/24 | W | 1/1 | 8 | 6 | 2 | 0.0 | 0.0 | 0 | 0 | 0 | 0 | 1 | 0 | 0 |
| Totals | 9-8 | 17/12 | 53 | 35 | 18 | 0.0 | 0.0 | 0 | 0 | 0 | 0 | 16 | 0 | 0 |

2022 Postseason

| Game | W/L | P/S | T | S | A | Sk | Yds | Int | Yds | Lg | TD | PD | FF | FR | Yds |
|------------------|------------|------------|----------|----------|----------|------------|------------|----------|----------|----------|----------|----------|----------|----------|----------|
| vs LAC 1/14/24 * | W | 1/0 | 3 | 0 | 3 | 0.0 | 0.0 | 0 | 0 | 0 | 0 | 0 | 0 | 0 | 0 |
| at KC 1/21/24 ^ | L | 1/1 | 3 | 2 | 1 | 0.0 | 0.0 | 0 | 0 | 0 | 0 | 1 | 0 | 0 | 0 |
| Totals | 1-1 | 2/1 | 6 | 2 | 4 | 0.0 | 0.0 | 0 | 0 | 0 | 0 | 1 | 0 | 0 | 0 |

* Denotes Wild Card Round, ^ Denotes NFC Divisional Round Game

2021 Los Angeles Rams

| Game | W/L | P/S | T | S | A | Sk | Yds | Int | Yds | Lg | TD | PD | FF | FR |
|---------------|------------|--------------|-----------|-----------|-----------|------------|--------------|----------|----------|----------|----------|----------|----------|----------|
| Chi 9/12 | W | 1/1 | 7 | 5 | 2 | 0.0 | 0.0 | 0 | 0 | 0 | 0 | 1 | 0 | 0 |
| at Ind 9/19 | W | 1/1 | 7 | 7 | 0 | 0.0 | 0.0 | 0 | 0 | 0 | 0 | 1 | 0 | 0 |
| TB 9/26 | W | 1/1 | 6 | 5 | 1 | 0.0 | 0.0 | 0 | 0 | 0 | 0 | 0 | 0 | 0 |
| Ari 10/3 | L | 1/1 | 5 | 4 | 1 | 0.0 | 0.0 | 0 | 0 | 0 | 0 | 0 | 0 | 0 |
| at Sea 10/7 | W | 1/1 | 4 | 3 | 1 | 0.0 | 0.0 | 0 | 0 | 0 | 0 | 0 | 0 | 0 |
| at NYG 10/17 | W | | | | | | Did Not Play | | | | | | | |
| Det 10/24 | W | | | | | | Did Not Play | | | | | | | |
| at Hou 10/31 | W | | | | | | Did Not Play | | | | | | | |
| Ten 11/7 | L | 1/0 | 3 | 3 | 0 | 0.0 | 0.0 | 0 | 0 | 0 | 0 | 0 | 0 | 0 |
| at SF 11/15 | L | 1/1 | 2 | 2 | 0 | 0.0 | 0.0 | 0 | 0 | 0 | 0 | 0 | 0 | 0 |
| at GB 11/28 | L | 1/1 | 7 | 7 | 0 | 0.0 | 0.0 | 0 | 0 | 0 | 0 | 1 | 0 | 0 |
| JAX 12/5 | W | 1/1 | 4 | 4 | 0 | 0.0 | 0.0 | 0 | 0 | 0 | 0 | 1 | 0 | 0 |
| at Ari 12/13 | W | 1/1 | 6 | 6 | 0 | 0.0 | 0.0 | 0 | 0 | 0 | 0 | 3 | 0 | 0 |
| Sea 12/21 | W | 1/1 | 4 | 3 | 1 | 0.0 | 0.0 | 0 | 0 | 0 | 0 | 0 | 0 | 0 |
| at Min 12/26 | W | 1/1 | 4 | 3 | 1 | 0.0 | 0.0 | 0 | 0 | 0 | 0 | 1 | 0 | 0 |
| at Bal 1/2/22 | W | 1/1 | 6 | 4 | 2 | 0.0 | 0.0 | 0 | 0 | 0 | 0 | 1 | 0 | 1 |
| SF 1/9/22 | L | 1/1 | 6 | 4 | 2 | 0.0 | 0.0 | 0 | 0 | 0 | 0 | 0 | 0 | 0 |
| Totals | 9-5 | 14/13 | 71 | 60 | 11 | 0.0 | 0.0 | 0 | 0 | 0 | 0 | 9 | 0 | 1 |

2021 Postseason

| Game | W/L | P/S | T | S | A | Sk | Yds | Int | Yds | Lg | TD | PD | FF | FR |
|------------------|------------|------------|-----------|-----------|-----------|------------|------------|----------|----------|----------|----------|----------|----------|----------|
| vs Ari 1/17/22 * | W | 1/1 | 5 | 3 | 2 | 0.0 | 0.0 | 0 | 0 | 0 | 0 | 0 | 0 | 0 |
| at TB 1/23/22 ^ | W | 1/1 | 7 | 5 | 2 | 0.0 | 0.0 | 0 | 0 | 0 | 0 | 1 | 0 | 0 |
| vs SF 1/30/22 + | W | 1/1 | 4 | 2 | 2 | 0.0 | 0.0 | 0 | 0 | 0 | 0 | 1 | 0 | 0 |
| vs Cin 2/13/22 ! | W | 1/1 | 8 | 3 | 5 | 0.0 | 0.0 | 0 | 0 | 0 | 0 | 1 | 0 | 0 |
| Totals | 4-0 | 1/1 | 24 | 13 | 11 | 0.0 | 0.0 | 0 | 0 | 0 | 0 | 3 | 0 | 0 |

* Denotes NFC Wild Card Game, ^ Denotes NFC Divisional Round Game, + Denotes NFC Championship Game, ! Denotes Super Bowl



2020 Los Angeles Rams

| Game | W/L | P/S | T | S | A | Sk | Yds | Int | Yds | Lg | TD | PD | FF | FR |
|---------------|-------------|--------------|-----------|-----------|----------|------------|------------|----------|----------|----------|----------|-----------|----------|----------|
| Dal 9/13 | W | 1/1 | 4 | 4 | 0 | 0.0 | 0.0 | 0 | 0 | 0 | 0 | 0 | 0 | 0 |
| at Phi 9/20 | W | 1/1 | 1 | 1 | 0 | 0.0 | 0.0 | 1 | 0 | 0 | 0 | 1 | 0 | 0 |
| at Buf 9/27 | L | 1/1 | 2 | 2 | 0 | 0.0 | 0.0 | 0 | 0 | 0 | 0 | 0 | 0 | 0 |
| NYG 10/4 | W | 1/1 | 5 | 4 | 1 | 0.0 | 0.0 | 1 | 0 | 0 | 0 | 2 | 0 | 0 |
| at Was 10/11 | W | 1/0 | 3 | 3 | 0 | 0.0 | 0.0 | 0 | 0 | 0 | 0 | 1 | 0 | 0 |
| at SF 10/18 | L | 1/0 | 2 | 1 | 1 | 0.0 | 0.0 | 0 | 0 | 0 | 0 | 1 | 0 | 0 |
| Chi 10/26 | W | 1/1 | 1 | 1 | 0 | 0.0 | 0.0 | 0 | 0 | 0 | 0 | 1 | 0 | 0 |
| at Mia 11/1 | L | 1/1 | 2 | 2 | 0 | 0.0 | 0.0 | 0 | 0 | 0 | 0 | 0 | 0 | 0 |
| Sea 11/15 | W | 1/0 | 1 | 1 | 0 | 0.0 | 0.0 | 2 | 0 | 0 | 0 | 3 | 0 | 0 |
| at TB 11/23 | W | 1/0 | 4 | 4 | 0 | 0.0 | 0.0 | 0 | 0 | 0 | 0 | 2 | 0 | 0 |
| SF 11/29 | L | 1/0 | 2 | 2 | 0 | 0.0 | 0.0 | 0 | 0 | 0 | 0 | 1 | 0 | 0 |
| at Ari 12/6 | W | 1/1 | 0 | 0 | 0 | 0.0 | 0.0 | 0 | 0 | 0 | 0 | 0 | 0 | 0 |
| NE 12/10 | W | 1/1 | 2 | 1 | 1 | 0.0 | 0.0 | 0 | 0 | 0 | 0 | 0 | 0 | 0 |
| NYJ 12/19 | L | 1/1 | 5 | 4 | 1 | 0.0 | 0.0 | 0 | 0 | 0 | 0 | 0 | 0 | 0 |
| at Sea 12/27 | L | 1/0 | 6 | 4 | 2 | 0.0 | 0.0 | 0 | 0 | 0 | 0 | 1 | 0 | 0 |
| Ari 1/3/21 | W | 1/1 | 4 | 3 | 1 | 0.0 | 0.0 | 0 | 0 | 0 | 0 | 0 | 0 | 0 |
| Totals | 10-6 | 16/10 | 44 | 37 | 7 | 0.0 | 0.0 | 4 | 0 | 0 | 0 | 14 | 0 | 0 |

2020 Postseason

| Game | W/L | P/S | T | S | A | Sk | Yds | Int | Yds | Lg | TD | PD | FF | FR |
|--------------------|------------|------------|----------|----------|----------|------------|------------|----------|-----------|-----------|----------|----------|----------|----------|
| at Sea 1/19/21 ++* | W | 1/1 | 4 | 3 | 1 | 0.0 | 0.0 | 1 | 42 | 42 | 1 | 1 | 0 | 0 |
| at GB 1/16/21 ^ | L | 1/0 | 3 | 3 | 0 | 0.0 | 0.0 | 0 | 0 | 0 | 0 | 1 | 0 | 0 |
| Totals | 2-1 | 2/1 | 7 | 6 | 1 | 0.0 | 0.0 | 1 | 42 | 42 | 1 | 2 | 0 | 0 |

* Denotes NFC Wild Card Game, ^ Denotes NFC Divisional Round Game, ++ Denotes Super Bowl



2019 Los Angeles Rams

| Game | W/L | P/S | T | S | A | Sk | Yds | Int | Yds | Lg | TD | PD | FF | FR |
|--------------|-----|-----|---|----|---|-----|----------|-----|-----|----|----|----|----|----|
| at Car 9/8 | W | 1/0 | 0 | 0 | 0 | 0.0 | 0.0 | 0 | 0 | 0 | 0 | 0 | 0 | 0 |
| NO 9/15 | W | | | | | | Inactive | | | | | | | |
| at Cle 9/22 | W | 1/0 | 0 | 0 | 0 | 0.0 | 0.0 | 0 | 0 | 0 | 0 | 0 | 0 | 0 |
| TB 9/29 | L | 1/0 | 0 | 0 | 0 | 0.0 | 0.0 | 0 | 0 | 0 | 0 | 0 | 0 | 0 |
| at Sea 10/3 | L | 1/0 | 0 | 0 | 0 | 0.0 | 0.0 | 0 | 0 | 0 | 0 | 0 | 0 | 0 |
| SF 10/13 | L | 1/0 | 0 | 0 | 0 | 0.0 | 0.0 | 0 | 0 | 0 | 0 | 0 | 0 | 0 |
| at Atl 10/20 | W | 1/1 | 0 | 0 | 0 | 0.0 | 0.0 | 0 | 0 | 0 | 0 | 0 | 0 | 1 |
| Cin 10/27 | W | 1/0 | 0 | 0 | 0 | 0.0 | 0.0 | 0 | 0 | 0 | 0 | 0 | 0 | 0 |
| at Pit 11/10 | L | 1/0 | 2 | 2 | 0 | 0.0 | 0.0 | 0 | 0 | 0 | 0 | 0 | 0 | 0 |
| Chi 11/17 | W | | | | | | Inactive | | | | | | | |
| Bal 11/25 | L | | | </ | | | | | | | | | | |



23 Kyren Williams

Running Back • Notre Dame • Kirkwood, MO

Ht./Wt.: 5-9/194

NFL Exp.: 3 (3rd Rams)

GP/GS, (Playoffs): 22/11

Birth Date: 8/26/2000

Acquired: D5-'22 (No. 164 Overall)

Transactions: Selected by the Los Angeles Rams in the fifth round (164th overall) of the 2022 NFL Draft (4/30/22).

NFL Career:

- Has played in 22 career regular season games (11 starts) and recorded 228 carries for 1,144 yards and 12 touchdowns along with 32 catches for 206 yards and three touchdowns.
- Finished the regular season with 1,144 yards and 12 touchdowns in 2023 despite missing five games. Added 32 receptions for 206 receiving yards and three receiving touchdowns.
- Became the first-ever Rams player with multiple touchdowns in the first two games of a season in 2023.
- Recorded a career-high 258 rushing yards against the Arizona Cardinals in Week 6 and became the first Rams running back to rush for 150+ yards since Cam Akers in Week 14 during the 2020 season. He also became the first Rams player since Marshall Faulk in 2001 to have at least 150 rushing yards in a half, according to *ESPN Stats and Information*.
- Was nominated for FedEx Ground Player of the Week after his Week 6 performance against the Arizona Cardinals.
- Williams recorded a single-game career-best with 198 total yards in Week 12 against the Cardinals.
- In Week 12 against Arizona in 2023, he became the first Rams player with 200 scrimmage yards and two touchdowns in a game since Todd Gurley in 2018. He also became the fourth player in Rams history with 100+ rushing yards and two receiving touchdowns in a game, joining Gurley (2017), Cleveland Gary (1992) and Eric Dickerson (1983). Williams became the first player in NFL history with at least 140 yards rushing, six catches, 60+ receiving yards, and multiple touchdowns in a single game.
- Recorded a single-game career-high of three rushing touchdowns in Week 17 against the Giants.
- Recorded a rushing touchdown in three consecutive games for the first time in his career from Weeks 15-17.
- Led the Rams in rushing in every game he played in during 2023 season.
- Finished the season ranked in the top 15 in the NFL in rushing touchdowns, rushing yards, yards per rush (5.0), rushing long (56) and rushing first downs (62).
- Was the first player in NFL history to play in consecutive games against the same opponent and have 150+ scrimmage yards in each of them.
- Rushed for 100+ yards twice in three weeks during the 2023 campaign.
- Appeared in 10 games in his rookie season and recorded 139 rushing yards on 35 carries (4.0 yds/rush).
- Contributed in the pass game with nine receptions for 76 yards. He hauled in 75% of his targeted pass attempts.

College: As a junior in 2021, Williams appeared in 12 games (12 starts) and tallied 204 carries for 1,002 yards and a career-best 14 touchdowns. He also set career-highs in catches (42) and receiving yards (359), and receiving touchdowns (three). He eclipsed the 1,000-yard rushing mark for the second straight season, becoming the first Notre Dame running back to record back-to-back 1,000-yard seasons since 2005, and the fifth Irish back in program history to accomplish the feat. That season Williams also notched seven-straight games with a rushing touchdown and had three games with multiple rushing touchdowns. He was a team captain, a Paul Hornung Award Finalist, a Doak Walker Award candidate, a Phil Steele All-American honorable mention, and Phil Steele All-Independent First-Team honoree. In his first-career start at running back as a sophomore in 2020, Williams recorded 112 rushing yards on 19 carries and two touchdowns, with two receptions for 93 yards. He eclipsed the 100-yard mark for the first time in his career and was the first Notre Dame player since at least 1996 to hit the 90-yard mark in both rushing and receiving yards in a single game. He also had the most all-purpose yards (205) among FBS players in Week 1. Williams saw action in 12 games (12 starts) and rushed 211 times for 1,125 yards and 13 touchdowns. He averaged a career-best 93.8 yards rushing per game to go along with 35 catches for 313 yards and one touchdown. In a contest against Duke, Williams rushed for 185 yards, which was the fourth-highest in a single game by any ACC player that season, and the most by any freshman or sophomore ACC player that season. It was also the highest total for a Notre Dame player since 2018. Against Clemson, he became the second Irish player to rush for three touchdowns in a single game that season. In the CFP Semifinal, Williams notched his 13th rushing score of the season, the most by an Irish running back since 1998. He tied for ninth all-time in single-season rushing touchdowns among all players in Irish history. He was a FWAA Freshman of the Year Finalist, a member of the FWAA Freshman All-America team, an All-ACC Second-Team honoree, and was named Associated Press Second-Team All-ACC. Williams also was named ACC Rookie of the Year, a Doak Walker Award Finalist, and a FWAA Freshman of the Year Finalist. As a freshman in 2019, Williams saw action in the first four contests and rushed four times for 26 yards and caught one pass for three yards. He also returned a pair of kickoffs for 35 yards.

Personal: Williams' father, Larry, was a linebacker at Northern Illinois and his uncle James Gregory was a linebacker that won a national title at Alabama. During his time at St. John Vianney High School, Williams was ranked the No. 22 running back nationally and the No. 6 player from Missouri by *247Sports.com*. In 2018, Williams earned the title of Missouri Football Coaches Association First-Team All-State after he registered 2,035 rushing yards, 725 receiving yards and 40 total touchdowns as a senior. He led St. John Vianney to the 2018 Class 5 Missouri State Championship and was responsible for 354 total yards, including a state championship game record 289 yards rushing. He notched 2,035 rushing yards, 725 receiving yards and 40 total touchdowns as a senior in 2018.



Kyren Williams, NFL Statistics



Regular Season

| Year | Team | Games | No. | Receiving | | | | Att. | Rushing | | | |
|---------------|------------------|--------------|-----------|------------|------------|-----------|----------|------------|--------------|------------|-----------|-----------|
| | | | | Yards | Avg. | Long | TD | | Yards | Avg. | Long | TD |
| 2022 | Los Angeles Rams | 10/0 | 9 | 76 | 8.4 | 15 | 0 | 35 | 139 | 4.0 | 17 | 0 |
| 2023 | Los Angeles Rams | 12/11 | 32 | 206 | 6.4 | 24 | 3 | 228 | 1,144 | 5.0 | 56 | 12 |
| Totals | | 22/11 | 41 | 282 | 6.9 | 24 | 3 | 263 | 1,283 | 4.9 | 56 | 12 |

Postseason

| Year | Team | Games | No. | Receiving | | | | Att. | Rushing | | | |
|---------------|-------------------------|------------|----------|-----------|------------|----------|----------|-----------|-----------|------------|-----------|----------|
| | | | | Yards | Avg. | Long | TD | | Yards | Avg. | Long | TD |
| 2023 | Los Angeles Rams | 1/1 | 1 | 9 | 9.0 | 9 | 0 | 13 | 61 | 4.7 | 15 | 0 |
| Totals | Los Angeles Rams | 1/1 | 1 | 9 | 9.0 | 0 | 0 | 13 | 61 | 4.7 | 15 | 0 |





Kyren Williams, Game-By-Game



2023 Los Angeles Rams

| Game | W/L | P/S | Receiving | | | | | Rushing | | | | |
|---------------|------------|--------------|-----------|------------|------------|-----------|----------|------------|--------------|------------|-----------|-----------|
| | | | No. | Yards | Avg. | Long | TD | Att. | Yards | Avg. | Long | TD |
| at Sea 9/10 | W | 1/0 | 0 | 2 | 2.0 | 2 | 0 | 15 | 52 | 3.5 | 9 | 2 |
| SF 9/17 | L | 1/1 | 6 | 48 | 8.0 | 15 | 0 | 14 | 52 | 3.7 | 8 | 1 |
| at Cin 9/25 | L | 1/1 | 2 | 27 | 13.5 | 20 | 1 | 10 | 38 | 3.8 | 9 | 0 |
| at Ind 10/1 | W | 1/1 | 3 | 24 | 8.0 | 13 | 0 | 25 | 103 | 4.1 | 20 | 2 |
| Phi 10/8 | L | 1/1 | 2 | 4 | 2.0 | 7 | 0 | 13 | 53 | 4.1 | 11 | 0 |
| Ari 10/15 | W | 1/1 | 0 | 0 | 0.0 | 0 | 0 | 20 | 158 | 7.9 | 31 | 1 |
| Pit 10/22 | | | | | | | | | | | | |
| at Dal 10/29 | | | | | | | | | | | | |
| at GB 11/5 | | | | | | | | | | | | |
| Sea 11/19 | | | | | | | | | | | | |
| at Ari 11/26 | W | 1/1 | 6 | 61 | 11.3 | 24 | 2 | 16 | 143 | 8.9 | 56 | 0 |
| Cle 12/3 | W | 1/1 | 3 | 24 | 8.0 | 14 | 0 | 21 | 88 | 4.2 | 18 | 1 |
| at Bal 12/10 | L | 1/1 | 3 | -1 | -0.3 | 9 | 0 | 25 | 114 | 4.6 | 14 | 0 |
| Was 12/17 | W | 1/1 | 5 | 3 | 0.6 | 7 | 0 | 27 | 152 | 5.6 | 27 | 1 |
| NO 12/21 | W | 1/1 | 0 | 0 | 0.0 | 0 | 0 | 22 | 104 | 4.7 | 10 | 1 |
| at NYG 12/31 | W | 1/1 | 2 | 14 | 7.0 | 9 | 0 | 20 | 87 | 4.3 | 28 | 3 |
| at SF 1/7/24 | | | | | | | | | | | | |
| Totals | 8-4 | 12/11 | 32 | 206 | 6.4 | 24 | 3 | 228 | 1,144 | 5.0 | 56 | 12 |



2023 Los Angeles Rams

| Game | W/L | P/S | Receiving | | | | | Rushing | | | | |
|-----------------|------------|------------|-----------|----------|------------|----------|----------|-----------|-----------|------------|-----------|----------|
| | | | No. | Yards | Avg. | Long | TD | Att. | Yards | Avg. | Long | TD |
| at Det 1/14/24* | L | 1/1 | 1 | 9 | 9.0 | 9 | 0 | 13 | 61 | 4.7 | 15 | 2 |
| Totals | 0-1 | 1/1 | 1 | 9 | 9.0 | 9 | 0 | 13 | 61 | 4.7 | 15 | 2 |

* Denotes Wild Card Round



2022 Los Angeles Rams

| Game | W/L | P/S | Receiving | | | | | Rushing | | | | |
|---------------|-------------|-------------|-----------|-----------|------------|-----------|----------|-----------|------------|------------|-----------|----------|
| | | | No. | Yards | Avg. | Long | TD | Att. | Yards | Avg. | Long | TD |
| Buf 9/8 | L | 1/0 | 0 | 0 | 0.0 | 0 | 0 | 0 | 0 | 0.0 | 0 | 0 |
| Ari 9/19 | W | | | | | | | | | | | |
| at Ari 9/25 | W | | | | | | | | | | | |
| at SF 10/3 | L | | | | | | | | | | | |
| Dal 10/9 | L | | | | | | | | | | | |
| Car 10/16 | W | | | | | | | | | | | |
| SF 10/30 | L | | | | | | | | | | | |
| at TB 11/6 | L | | | | | | | | | | | |
| vs Ari 11/13 | L | 1/0 | 3 | 30 | 10.0 | 14 | 0 | 1 | 9 | 9.0 | 9 | 0 |
| at NO 11/20 | L | 1/0 | 1 | 8 | 8.0 | 8 | 0 | 7 | 36 | 5.1 | 17 | 0 |
| at KC 11/27 | L | 1/0 | 3 | 25 | 8.3 | 15 | 0 | 11 | 35 | 3.2 | 9 | 0 |
| Sea 12/4 | L | 1/0 | 0 | 0 | 0.0 | 0 | 0 | 3 | 9 | 3.0 | 4 | 0 |
| LV 12/8 | W | 1/0 | 1 | 10 | 10.0 | 10 | 0 | 3 | 19 | 6.3 | 9 | 0 |
| at GB 12/19 | L | 1/0 | 0 | 0 | 0.0 | 0 | 0 | 2 | 7 | 3.5 | 5 | 0 |
| at Den 12/25 | W | 1/0 | 1 | 3 | 3.0 | 3 | 0 | 6 | 18 | 3.0 | 7 | 0 |
| at LAC 1/1/23 | L | 1/0 | 0 | 0 | 0.0 | 0 | 0 | 2 | 6 | 3.0 | 3 | 0 |
| at Sea 1/8/23 | L | 1/0 | 0 | 0 | 0.0 | 0 | 0 | 0 | 0 | 0.0 | 0 | 0 |
| Totals | 5-12 | 10/0 | 9 | 76 | 8.4 | 15 | 0 | 35 | 139 | 4.0 | 17 | 0 |



Kyren Williams, Collegiate Statistics



Regular Season

| Year | Team | Games | No. | Receiving | | | | TD | Att. | Rushing | | | |
|---------------|------------|--------------|-----------|------------|------------|-------------|----------|------------|--------------|------------|-------------|-----------|--|
| | | | | Yards | Avg. | Long | Yards | | | Avg. | Long | TD | |
| 2019 | Notre Dame | 4/0 | 1 | 3 | 3.0 | 3.0 | 0 | 4 | 26 | 6.5 | 14.0 | 0 | |
| 2020 | Notre Dame | 12/12 | 35 | 313 | 8.9 | 75.0 | 1 | 211 | 1,125 | 5.3 | 65.0 | 13 | |
| 2021 | Notre Dame | 12/12 | 42 | 359 | 8.5 | 55.0 | 3 | 204 | 1,002 | 4.9 | 91.0 | 14 | |
| Totals | | 28/24 | 78 | 675 | 8.7 | 75.0 | 4 | 419 | 2,153 | 5.1 | 91.0 | 27 | |





16 Dresser Winn



Quarterback • Tennessee-Martin • Dresden, TN

Ht.: /Wt.: 6-3/215

NFL Exp.: 1

GP/GS, (Playoffs): 0/0

Birth Date: 11/11/1998

Acquired: UDFA-'23

Transaction: Signed with the Los Angeles Rams practice squad (1/2/24)...Signed to the Rams practice squad (11/1/23)...Waived by the Rams (8/29/23)...Signed with the Rams as an undrafted free agent (5/4/23).

College: During his time at Tennessee-Martin, Winn completed 492-of-814 passes (60 percent) for 5,800 yards and 37 touchdowns. As a redshirt senior in 2022, Winn started in all 11 games and led the team to OVC Championship. He completed 232-of-379 passes for 2,928 yards. He threw for 18 touchdowns and posted 135.98 passer efficiency. He also had three touchdowns on the ground. Winn eclipsed 300 passing yards in five games and threw for a career-high 463 yards. In addition to his role as quarterback, Winn was the punter during the 2020 and 2022 seasons. He averaged 40.2 yards with a career long 67 yard punt. During his redshirt senior season in 2021, he received OVC specialist of the week. As a redshirt senior in 2022, he led the team to the program's first Division I playoff victory, completing 23-of-43 passes for 272 yards and two touchdowns. In his final season he was All-OVC Second-Team, Phil Steele Preseason All-OVC Second-Team, and Walter Payton Award Watch List. As a redshirt junior he received Athletic Director's Honor Roll.



Personal: A 2017 graduate of Dresden High School in Dresden, TN., Winn led his team to the program's first Class 1A state championship with a perfect 16-0 record. As a senior, he threw for 2,928 yards and 38 touchdowns and just two interceptions while rushing for 893 yards and 13 scores. He was voted offensive MVP in the state championship and was selected as All-West Tennessee Football Offensive Player of the Year. He was a three-sport athlete with baseball and basketball and he graduated with a degree in agriculture.



Dresser Winn, Collegiate Statistics



| Year | Team | G/S | Att. | Comp. | Pct. | Regular Season Passing | | TD | Int. | Long | Sack-Yards |
|---------------|------------------|-------------|------------|------------|-------------|------------------------|-------------|-----------|-----------|-----------|--------------|
| | | | | | | Yards | Yds/Att. | | | | |
| 2017 | Tennessee-Martin | 5/5 | 90 | 50 | 56.0 | 744 | 8.2 | 5 | 1 | 69 | 0-0 |
| 2018 | Tennessee-Martin | 7/7 | 234 | 154 | 66.0 | 1601 | 6.8 | 12 | 9 | 51 | 0-0 |
| 2019 | Tennessee-Martin | 2/0 | 9 | 5 | 56.0 | 59 | 6.5 | 0 | 1 | 21 | 0-0 |
| 2020 | Tennessee-Martin | 4/0 | 11 | 6 | 55.0 | 30 | 2.7 | 0 | 0 | 11 | 0-0 |
| 2021 | Tennessee-Martin | 3/2 | 91 | 45 | 49.0 | 438 | 4.8 | 2 | 2 | 47 | 0-0 |
| 2022 | Tennessee-Martin | 11/11 | 379 | 232 | 61.0 | 2928 | 7.7 | 18 | 11 | 74 | 0-0 |
| Totals | | 32/1 | 814 | 492 | 60.0 | 5800 | 36.7 | 37 | 24 | 74 | 0.0-0 |



36 Charles Woods

Defensive Back • SMU • Dallas, TX

Ht./Wt.: 5-11/185

NFL Exp.: R (1st Rams)

GP/GS, (Playoffs): 0/0, (0/0)

Birth Date: 6/17/2000

Acquired: UDFA-'24

Transactions: Signed with the Los Angeles Rams as an undrafted free agent (5/2/24).

College: Woods played three seasons at Illinois State, transferred to West Virginia for two seasons, and wrapped up his final season as a graduate transfer at SMU. During his collegiate career, he played in 59 total games and notched 147 tackles, 11 tackles for loss, six interceptions, 44 passes defended, two fumble recoveries and one forced fumble. As a graduate transfer to SMU, he started in all 14 games and recorded 27 tackles (23 solo), and one tackle for loss. Woods also led the team with 11 pass breakups and had a blocked kick in the ACC Championship. He earned All-ACC Third-Team honors that season. As a senior at West Virginia, Woods redshirted and played only four games with three starts. In 2021, Woods played in 11 games (four starts) and registering 31 tackles (22 solo), including two tackles for losses. He added two interceptions, four breakups and two fumble recoveries. Woods earned PFF All-Big 12 Honorable Mention and Big 12 Co-Newcomer of the Week. At Illinois State in 2020, he started all four games, but the season was shortened due to Covid-19. Woods had 20 tackles (we solo) and two tackles for losses to go along with two interceptions and five breakups. As a sophomore, Woods started all 15 games and finished second in the Missouri Valley with 17 passes defended. He totaled up 48 tackles, including 3.5 tackles for losses, 13 breakups and four interceptions. He earned HERO Sports FC Sophomore All-America Honorable Mention accolades that season. As a freshman, Woods played 11 games (three starts). He registered 16 tackles (11 solo), 1.5 tackles for losses and three breakups. He also returned three kick for 66 yards.



Personal: As a senior at Justin F. Kimball high school in Dallas Texas, had 35 receptions for 678 yards and 27 carries for 148 yards and 16 total touchdowns. He also completed 13-of-18 passes for 103 yards and amassed over 1,000 kick return yards during his high school career. He was named First-Team All-District as a senior and Second-Team as a junior. Woods was a multi-sport athlete and lettered in track and basketball.



Charles Woods, Collegiate Statistics



| Year | College | GP | Regular Season | | | | | Interceptions | | | | Fumbles | | |
|---------------|----------------|-----------|----------------|------------|-----------|-----------|-----------|---------------|-----------|-----------|----------|-----------|----------|----------|
| | | | Tackles | TFL | Yards | Int. | Yards | Long | TD | PD | FF | FR | | |
| | | | Total | Solo | Asst. | | | | | | | | | |
| 2018 | Illinois State | 11 | 16 | 11 | 5 | 1.5 | 1 | 0 | 0.0 | 0.0 | 0 | 3 | 0 | 0 |
| 2019 | Illinois State | 15 | 48 | 37 | 11 | 4.5 | 10 | 4 | 61 | 61 | 0 | 17 | 1 | 0 |
| 2020 | Illinois State | 4 | 20 | 12 | 8 | 2 | 6 | 2 | 0.0 | 0.0 | 0 | 7 | 0 | 0 |
| 2021 | West Virginia | 11 | 29 | 21 | 8 | 2 | 4 | 2 | 32 | 32 | 0 | 6 | 0 | 2 |
| 2022 | West Virginia | 4 | 7 | 7 | 0 | 0.0 | 0.0 | 0 | 0.0 | 0.0 | 0 | 0 | 0 | 0 |
| 2023 | SMU | 14 | 27 | 23 | 4 | 1 | 2 | 0 | 0.0 | 0.0 | 0 | 11 | 0 | 0 |
| Totals | | 59 | 147 | 111 | 36 | 11 | 23 | 6 | 93 | 93 | 0 | 44 | 1 | 2 |



21 Russ Yeast II



Safety • Kansas State • Greenwood, IN

Ht./Wt.: 5-10/195

NFL Exp.: 3 (3rd Rams)

GP/GS, (Playoffs): 32/10 (1/0)

Birth Date: 5/8/1999

Acquired: D7-'22 (No. 253 Overall)

Transactions: Selected by the Los Angeles Rams in the seventh round (253rd overall) of the 2022 NFL Draft (4/30/22).

NFL Career:

- Has seen action in 32 regular season games (10 starts) and tallied 77 total tackles (50 solo), one tackle for loss, three pressures, five passes defended, four pass breakups and three hurries.
- Had a single-game career-high two pass breakups in Week 18 of the 2023 season.
- Made his first start in Week 18 against the Seattle Seahawks in 2022.

College: Yeast transferred to Kansas State from Louisville for his final collegiate season. He played in 58 career games (42 starts) at the collegiate level. In 2013 at Kansas State, he started all 13 games at safety and registered 48 tackles, 1.5 tackles for loss, four interceptions and 14 passes defended en route to First-Team All-Big 12 honors from the league's coaches. He also earned votes for the Big 12 Defensive Newcomer of the year and he was a Second-Team All-Big 12 honoree by the Associated Press. Yeast led the Big 12 in total passes defended, recording at least one in 10 of his 13 games played. He also finished 14th in the nation in second in the Big 12 in interceptions. In 2020 in his last year at Louisville, he started all 11 games played and notched 45 tackles (31 solo) and tallied one interception with a return of 21 yards, three passes defended and one forced fumble. He started all 11 games played in 2019 and tallied a career-best 61 tackles (38 solo) with one interception, four passes defended, and two forced fumbles. As a sophomore in 2018, he saw action in 11 games and tallied four tackles (all solo) to go along with 1.0 sack. He played in 11 contests (six starts) as a freshman in 2017, when he notched 23 tackles (15 solo) and two passes defended.



Personal: Russ Yeast II is the son of Craig and Tori Yeast and has one sibling, Kiyah. His father Craig was a fourth-round pick in the 1999 NFL Draft by the Cincinnati Bengals and played nine seasons in the league (Bengals, Jets). During his time at Center Grove High School, Yeast was rated the third-best player in the state of Indiana for the Class of 2017 by *ESPN*, *Rivals*, and *247Sports*. He went on to win Indiana Player of the Year by *USA Today Sports* and Gatorade Player of the Year honors. Yeast also was a runner up for Indiana's Mr. Football. He rushed for 1,525 yards and 19 touchdowns in addition to 32 receptions for 602 yards and eight touchdowns as a senior. He also tallied 251 kickoff return yards and 175 punt return yards. He led his team to a 12-2 mark and a trip to the state championship. He played for his father his sophomore and junior seasons at Fremont Ross High School in Ohio. In college, he earned two degrees during his five years at school.





Russ Yeast II, NFL Statistics



| Year | Team | Tackles | | Solo | Asst. | Regular Season | | Interceptions | | | | | Fumbles | | Yards |
|---------------|------------------|--------------|-----------|-----------|-----------|----------------|------------|---------------|----------|----------|----------|----------|----------|----------|----------|
| | | G/S | Total | | | Sacks | Yards | Int. | Yards | Long | TD | PD | FF | FR | |
| 2022 | Los Angeles Rams | 15/1 | 16 | 13 | 3 | 0.0 | 0.0 | 0 | 0 | 0 | 0 | 0 | 0 | 0 | 0 |
| 2023 | Los Angeles Rams | 17/9 | 61 | 37 | 24 | 0.0 | 0.0 | 0 | 0 | 0 | 0 | 0 | 5 | 0 | 0 |
| Totals | | 32/10 | 77 | 50 | 27 | 0.0 | 0.0 | 0 | 0 | 0 | 0 | 0 | 5 | 0 | 0 |

| Year | Team | Tackles | | Solo | Asst. | Postseason | | Interceptions | | | | | Fumbles | | Yards |
|---------------|------------------|------------|----------|----------|----------|------------|------------|---------------|----------|----------|----------|----------|----------|----------|----------|
| | | G/S | Total | | | Sacks | Yards | Int. | Yards | Long | TD | PD | FF | FR | |
| 2023 | Los Angeles Rams | 1/0 | 5 | 4 | 1 | 0.0 | 0.0 | 0 | 0 | 0 | 0 | 0 | 0 | 0 | 0 |
| Totals | | 1/0 | 5 | 4 | 1 | 0.0 | 0.0 | 0 | 0 | 0 | 0 | 0 | 0 | 0 | 0 |





Russ Yeast II, Game-By-Game



2023 Los Angeles Rams

| Game | W/L | P/S | T | S | A | Sk | Yds | Int | Yds | Lg | TD | PD | FF | FR | Yds |
|---------------|-------------|-------------|-----------|-----------|-----------|------------|------------|----------|----------|----------|----------|----------|----------|----------|----------|
| at Sea 9/10 | W | 1/1 | 2 | 1 | 1 | 0.0 | 0.0 | 0 | 0 | 0 | 0 | 0 | 0 | 0 | 0 |
| SF 9/17 | L | 1/1 | 6 | 2 | 4 | 0.0 | 0.0 | 0 | 0 | 0 | 0 | 0 | 0 | 0 | 0 |
| at Cin 9/25 | L | 1/1 | 6 | 3 | 3 | 0.0 | 0.0 | 0 | 0 | 0 | 0 | 0 | 0 | 0 | 0 |
| at Ind 10/1 | W | 1/1 | 5 | 4 | 1 | 0.0 | 0.0 | 0 | 0 | 0 | 0 | 1 | 0 | 0 | 0 |
| Phi 10/8 | L | 1/1 | 5 | 3 | 2 | 0.0 | 0.0 | 0 | 0 | 0 | 0 | 0 | 0 | 0 | 0 |
| Ari 10/15 | W | 1/1 | 3 | 2 | 1 | 0.0 | 0.0 | 0 | 0 | 0 | 0 | 0 | 0 | 0 | 0 |
| Pit 10/22 | L | 1/1 | 6 | 2 | 4 | 0.0 | 0.0 | 0 | 0 | 0 | 0 | 0 | 0 | 0 | 0 |
| at Dal 10/29 | L | 1/1 | 5 | 4 | 1 | 0.0 | 0.0 | 0 | 0 | 0 | 0 | 0 | 0 | 0 | 0 |
| at GB 11/5 | L | 1/1 | 7 | 4 | 3 | 0.0 | 0.0 | 0 | 0 | 0 | 0 | 0 | 0 | 0 | 0 |
| Sea 11/19 | W | 1/0 | 0 | 0 | 0 | 0.0 | 0.0 | 0 | 0 | 0 | 0 | 1 | 0 | 0 | 0 |
| at Ari 11/26 | W | 1/0 | 2 | 1 | 1 | 0.0 | 0.0 | 0 | 0 | 0 | 0 | 0 | 0 | 0 | 0 |
| Cle 12/3 | W | 1/0 | 1 | 1 | 0 | 0.0 | 0.0 | 0 | 0 | 0 | 0 | 1 | 0 | 0 | 0 |
| at Bal 12/10 | L | 1/0 | 3 | 3 | 0 | 0.0 | 0.0 | 0 | 0 | 0 | 0 | 0 | 0 | 0 | 0 |
| Was 12/17 | W | 1/0 | 1 | 1 | 0 | 0.0 | 0.0 | 0 | 0 | 0 | 0 | 0 | 0 | 0 | 0 |
| NO 12/21 | W | 1/0 | 0 | 0 | 0 | 0.0 | 0.0 | 0 | 0 | 0 | 0 | 0 | 0 | 0 | 0 |
| at NYG 12/31 | W | 1/0 | 2 | 2 | 0 | 0.0 | 0.0 | 0 | 0 | 0 | 0 | 0 | 0 | 0 | 0 |
| at SF 1/7/24 | W | 1/0 | 7 | 4 | 3 | 0.0 | 0.0 | 0 | 0 | 0 | 0 | 2 | 0 | 0 | 0 |
| Totals | 10-7 | 17/9 | 61 | 37 | 24 | 0.0 | 0.0 | 0 | 0 | 0 | 0 | 5 | 0 | 0 | 0 |

2023 Postseason

| Game | W/L | P/S | T | S | A | Sk | Yds | Int | Yds | Lg | TD | PD | FF | FR | Yds |
|-----------------|------------|------------|----------|----------|----------|------------|------------|----------|----------|----------|----------|----------|----------|----------|----------|
| at Det 1/14/24* | L | 1/0 | 5 | 4 | 1 | 0.0 | 0.0 | 0 | 0 | 0 | 0 | 0 | 0 | 0 | 0 |
| Totals | 0-1 | 1/0 | 5 | 4 | 1 | 0.0 | 0.0 | 0 | 0 | 0 | 0 | 0 | 0 | 0 | 0 |

* Denotes Wild Card Round



2022 Los Angeles Rams Game-By-Game

| Game | W/L | P/S | T | S | A | Sk | Yds | Int | Yds | Lg | TD | PD | FF | FR | Yds |
|---------------|-------------|-------------|-----------|-----------|----------|------------|------------|----------|----------|----------|----------|----------|----------|----------|----------|
| Buf 9/8 | L | | | | | | | Inactive | | | | | | | |
| Atl 9/18 | W | | | | | | | Inactive | | | | | | | |
| Ari 9/25 | W | 1/0 | 0 | 0 | 0 | 0.0 | 0.0 | 0 | 0 | 0 | 0 | 0 | 0 | 0 | 0 |
| at SF 10/3 | L | 1/0 | 0 | 0 | 0 | 0.0 | 0.0 | 0 | 0 | 0 | 0 | 0 | 0 | 0 | 0 |
| Dal 10/9 | L | 1/0 | 0 | 0 | 0 | 0.0 | 0.0 | 0 | 0 | 0 | 0 | 0 | 0 | 0 | 0 |
| Car 10/16 | W | 1/0 | 0 | 0 | 0 | 0.0 | 0.0 | 0 | 0 | 0 | 0 | 0 | 0 | 0 | 0 |
| SF 10/30 | L | 1/0 | 0 | 0 | 0 | 0.0 | 0.0 | 0 | 0 | 0 | 0 | 0 | 0 | 0 | 0 |
| at TB 11/6 | L | 1/0 | 0 | 0 | 0 | 0.0 | 0.0 | 0 | 0 | 0 | 0 | 0 | 0 | 0 | 0 |
| Ari 11/13 | L | 1/0 | 1 | 1 | 0 | 0.0 | 0.0 | 0 | 0 | 0 | 0 | 0 | 0 | 0 | 0 |
| at NO 11/20 | L | 1/0 | 1 | 1 | 0 | 0.0 | 0.0 | 0 | 0 | 0 | 0 | 0 | 0 | 0 | 0 |
| at KC 11/27 | L | 1/0 | 0 | 0 | 0 | 0.0 | 0.0 | 0 | 0 | 0 | 0 | 0 | 0 | 0 | 0 |
| Sea 12/4 | L | 1/0 | 1 | 1 | 0 | 0.0 | 0.0 | 0 | 0 | 0 | 0 | 0 | 0 | 0 | 0 |
| LV 12/8 | W | 1/0 | 1 | 1 | 0 | 0.0 | 0.0 | 0 | 0 | 0 | 0 | 0 | 0 | 0 | 0 |
| at GB 12/19 | L | 1/0 | 2 | 2 | 0 | 0.0 | 0.0 | 0 | 0 | 0 | 0 | 0 | 0 | 0 | 0 |
| Den 12/25 | W | 1/0 | 6 | 3 | 3 | 0.0 | 0.0 | 0 | 0 | 0 | 0 | 0 | 0 | 0 | 0 |
| at LAC 1/1 | L | 1/0 | 1 | 1 | 0 | 0.0 | 0.0 | 0 | 0 | 0 | 0 | 0 | 0 | 0 | 0 |
| at Sea 1/8 | L | 1/1 | 3 | 3 | 0 | 0.0 | 0.0 | 0 | 0 | 0 | 0 | 0 | 0 | 0 | 0 |
| Totals | 5-12 | 15/1 | 16 | 13 | 3 | 0.0 | 0.0 | 0 | 0 | 0 | 0 | 0 | 0 | 0 | 0 |



Russ Yeast II, Collegiate Statistics



Regular Season

| Year | College | G/S | Tackles | | | Sacks | Yards | Int. | Interceptions | | | PD | Fumbles | | |
|---------------|--------------|--------------|------------|------------|-----------|------------|------------|----------|---------------|-------------|----------|-----------|----------|----------|----------|
| | | | Total | Solo | Asst. | | | | Yards | Long | TD | | FF | FR | Yards |
| 2017 | Louisville | 11/6 | 23 | 15 | 8 | 0.0 | 0.0 | 0 | 0.0 | 0.0 | 0 | 2 | 0 | 0 | 0 |
| 2018 | Louisville | 11/0 | 8 | 4 | 4 | 1.0 | 0.0 | 0 | 0.0 | 0.0 | 0 | 0 | 0 | 0 | 0 |
| 2019 | Louisville | 11/11 | 61 | 38 | 23 | 0.0 | 0.0 | 1 | 0.0 | 0.0 | 0 | 4 | 2 | 0 | 0 |
| 2020 | Louisville | 11/11 | 45 | 31 | 14 | 0.0 | 0.0 | 1 | 21.0 | 21.0 | 0 | 3 | 1 | 0 | 0 |
| 2021 | Kansas State | 13/13 | 48 | 38 | 10 | 0.0 | 0.0 | 4 | 11.0 | 11.0 | 0 | 10 | 1 | 0 | 0 |
| Totals | | 57/41 | 185 | 126 | 59 | 1.0 | 0.0 | 6 | 32.0 | 21.0 | 0 | 19 | 4 | 0 | 0 |



0

Byron Young



Outside Linebacker • Tennessee • Georgetown, SC

Ht./Wt.: 6-2/250

NFL Exp.: 2 (2nd Rams)

GP/GS, (Playoffs): 17/16 (1/1)

Birth Date: 3/13/1998

Acquired: D3-'23 (No. 77 Overall)

Transactions: Selected by the Los Angeles Rams in the third round (77th overall) of the 2023 NFL Draft (4/28/23).

NFL Career:

- Appeared in 17 regular season games (16 starts) of his rookie campaign and recorded 61 tackles (42 solo), 8.0 sacks for 32 sack yards, 50 pressures, two forced fumbles, eight tackles for loss, 21 quarterback hits, one fumble recovery, and 29 hurries.
- Became the first rookie in franchise history to be in the sack column in his first three NFL games.
- Won the Pepsi Zero Rookie of the Week award following his Week 6 performance against the Arizona Cardinals.
- Recorded a single-game career-best of 2.0 sacks and 10 tackles (eight solo) in Week 9 of the 2023 season.
- In Week 18 of the 2023 season, he recorded his first career fumble recovery.



College: During his two seasons at Tennessee, Young appeared in 24 games (22 starts) and totaled 83 tackles (42 solo), 23.5 tackles for loss, 12.5 sacks, 22 quarterback hurries, and one interception. During his final campaign in 2022, he earned All-SEC Second-Team by the *Associated Press*, All-SEC First-Team by league coaches, and participated in the 2023 Reese's Senior Bowl, as well as the 2023 NFL Combine. He started all 13 games and led the Vols with 7.0 sacks, 12 tackles for loss, and 14 quarterback hurries. He ranked in the top five in the SEC with 42 pressures by *Pro Football Focus*, and tied for sixth in the SEC in sacks and eighth in tackles for loss. Against LSU, Young led the pass rush with five tackles and a career-high 2.5 sacks, tying the most by any player in the SEC for the season, earning SEC Defensive Lineman of the Week. He also earned SEC Defensive Lineman of the Week against Pittsburgh, becoming the first Vol to earn the honor since 2018. As a junior in 2021 he transferred from Georgia Military Junior College and became one of the top edge rushers in the SEC. He appeared in 11 games (eight starts) and tied as the team leader in sacks (5.5) and tackles for loss (11.5). Young ranked second among UT defensive lineman with 46 total tackles (20 solo) and led the team in quarterback hurries (eight), and ranked 15th in the SEC in tackles for loss. Against Purdue he recorded his first interception and a career-high eight tackles. During the 2020 season at Georgia Military JUCO, the season was cancelled due to COVID. As a true freshman in 2019, he appeared in 11 games and totaled 31 tackles, 11.0 tackles for loss and seven sacks for a loss of 46 yards.



Personal: During his time at Georgia Military Junior College, Young was the No. 1 weakside defensive end and No. 11 overall junior college player by *247Sports* and was also a member of the *ESPN.com* JUCO Top 50. He served in the cadet corps while playing football and became the leader of the corp group. Before walking on at GMC he served as an assistant manager at Dollar General for over a year. During his time at Tennessee, Young served in the VOLeaders Academy to engage in the community and create positive social change. He was the recipient of the Dr. John Range Athletic Scholarship and majored in communication studies.



Byron Young, NFL Statistics



Regular Season

| Year | Team | Tackles | | Solo | Asst. | Sacks | | Interceptions | | | TD | PD | Fumbles | | |
|---------------|------------------|--------------|-----------|-----------|-----------|------------|-------------|---------------|----------|----------|----------|----------|----------|----------|----------|
| | | G/S | Total | | | Yards | Int. | Yards | Long | FF | | | FR | Yards | |
| 2023 | Los Angeles Rams | 17/16 | 61 | 42 | 19 | 8.0 | 41.0 | 0 | 0 | 0 | 0 | 0 | 2 | 1 | 0 |
| Totals | | 17/16 | 61 | 42 | 19 | 8.0 | 41.0 | 0 | 0 | 0 | 0 | 0 | 2 | 1 | 0 |

Postseason

| Year | Team | Tackles | | Solo | Asst. | Sacks | | Interceptions | | | TD | PD | Fumbles | | |
|---------------|------------------|------------|----------|----------|----------|------------|------------|---------------|----------|----------|----------|----------|----------|----------|----------|
| | | G/S | Total | | | Yards | Int. | Yards | Long | FF | | | FR | Yards | |
| 2023 | Los Angeles Rams | 1/1 | 3 | 3 | 0 | 0.0 | 0.0 | 0 | 0 | 0 | 0 | 0 | 0 | 0 | 0 |
| Totals | | 1/1 | 3 | 3 | 0 | 0.0 | 0.0 | 0 | 0 | 0 | 0 | 0 | 0 | 0 | 0 |



Byron Young, Game-By-Game



| 2023 Los Angeles Rams | | | | | | | | | | | | | | | |
|-----------------------|------------|--------------|-----------|-----------|-----------|------------|-------------|----------|----------|----------|----------|----------|----------|----------|----------|
| Game | W/L | P/S | T | S | A | Sk | Yds | Int | Yds | Lg | TD | PD | FF | FR | Yds |
| at Sea 9/10 | W | 1/1 | 4 | 3 | 1 | 0.5 | 4.5 | 0 | 0 | 0 | 0 | 0 | 0 | 0 | 0 |
| SF 9/17 | L | 1/0 | 5 | 3 | 2 | 1.0 | 0.0 | 0 | 0 | 0 | 0 | 0 | 0 | 0 | 0 |
| at Cin 9/25 | L | 1/1 | 5 | 4 | 1 | 0.5 | 4.5 | 0 | 0 | 0 | 0 | 0 | 0 | 0 | 0 |
| at Ind 10/1 | W | 1/1 | 2 | 1 | 1 | 0.0 | 0.0 | 0 | 0 | 0 | 0 | 0 | 0 | 0 | 0 |
| Phi 10/8 | L | 1/1 | 2 | 0 | 2 | 0.0 | 0.0 | 0 | 0 | 0 | 0 | 0 | 0 | 0 | 0 |
| Ari 10/15 | W | 1/1 | 6 | 3 | 3 | 1.0 | 7.0 | 0 | 0 | 0 | 0 | 0 | 1 | 0 | 0 |
| Pit 10/22 | L | 1/1 | 3 | 3 | 0 | 0.0 | 0.0 | 0 | 0 | 0 | 0 | 0 | 0 | 0 | 0 |
| at Dal 10/29 | L | 1/1 | 2 | 2 | 0 | 0.0 | 0.0 | 0 | 0 | 0 | 0 | 0 | 0 | 0 | 0 |
| at GB 11/5 | L | 1/1 | 10 | 8 | 2 | 2.0 | 10.0 | 0 | 0 | 0 | 0 | 0 | 1 | 0 | 0 |
| Sea 11/19 | W | 1/1 | 4 | 1 | 3 | 0.0 | 0.0 | 0 | 0 | 0 | 0 | 0 | 0 | 0 | 0 |
| at Ari 11/26 | W | 1/1 | 2 | 2 | 0 | 0.0 | 0.0 | 0 | 0 | 0 | 0 | 0 | 0 | 0 | 0 |
| Cle 12/3 | W | 1/1 | 5 | 4 | 1 | 0.0 | 0.0 | 0 | 0 | 0 | 0 | 0 | 0 | 0 | 0 |
| at Bal 12/10 | L | 1/1 | 2 | 2 | 0 | 1.0 | 6.0 | 0 | 0 | 0 | 0 | 0 | 0 | 0 | 0 |
| Was 12/17 | W | 1/1 | 3 | 1 | 2 | 0.0 | 0.0 | 0 | 0 | 0 | 0 | 0 | 0 | 0 | 0 |
| NO 12/21 | W | 1/1 | 1 | 0 | 1 | 0.0 | 0.0 | 0 | 0 | 0 | 0 | 0 | 0 | 0 | 0 |
| at NYG 12/31 | W | 1/1 | 4 | 4 | 0 | 1.0 | 2.0 | 0 | 0 | 0 | 0 | 0 | 0 | 0 | 0 |
| at SF 1/7/24 | W | 1/1 | 1 | 1 | 0 | 1.0 | 7.0 | 0 | 0 | 0 | 0 | 0 | 0 | 1 | 0 |
| Totals | 6-7 | 13/12 | 52 | 36 | 16 | 6.0 | 41.0 | 0 | 0 | 0 | 0 | 0 | 2 | 1 | 0 |



| 2023 Postseason | | | | | | | | | | | | | | | |
|-----------------|------------|------------|----------|----------|----------|------------|------------|----------|----------|----------|----------|----------|----------|----------|----------|
| Game | W/L | P/S | T | S | A | Sk | Yds | Int | Yds | Lg | TD | PD | FF | FR | Yds |
| at Det 1/14/24* | L | 1/1 | 3 | 3 | 0 | 0.0 | 0.0 | 0 | 0 | 0 | 0 | 0 | 0 | 0 | 0 |
| Totals | 0-1 | 1/1 | 3 | 3 | 0 | 0.0 | 0.0 | 0 | 0 | 0 | 0 | 0 | 0 | 0 | 0 |

* Denotes Wild Card Round



Byron Young, Collegiate Statistics



Regular Season

| Year | College | Tackles | | Solo | Asst. | Sacks | | Interceptions | | | TD | PD | Fumbles | | |
|---------------|-----------|--------------|------------|-----------|-----------|-------------|--------------|---------------|-------------|------------|----------|----------|----------|----------|----------|
| | | G/S | Total | | | Yards | Int. | Yards | Long | FF | | | FR | Yards | |
| 2019 | GMC | 11/11 | 31 | 25 | 6 | 7.0 | 46.0 | 0 | 0.0 | 0.0 | 0 | 0 | 0 | 0 | 0 |
| 2020 | GMC | -/- | - | - | - | - | - | - | - | - | - | - | - | - | - |
| 2021 | Tennessee | 11/8 | 46 | 20 | 26 | 5.5 | 49.0 | 1 | -2.0 | 0.0 | 0 | 2 | 0 | 0 | 0 |
| 2022 | Tennessee | 13/13 | 37 | 22 | 15 | 7.0 | 41.0 | 0 | 0.0 | 0.0 | 0 | 0 | 0 | 0 | 0 |
| Totals | | 35/32 | 114 | 67 | 47 | 19.5 | 136.0 | 1 | -2.0 | 0.0 | 0 | 2 | 0 | 0 | 0 |



Los Angeles Rams

Community Outreach



Rams in the Community



LEVERAGING OUR PLATFORM TO INSPIRE CHANGE AND IMPACT LIVES

The Los Angeles Rams organization recognizes its unique ability to help raise awareness and funds for causes and issues relevant to our fans and community members. The Rams focus substantial resources on efforts to engage and impact the Los Angeles community through a commitment to support youth education and mentoring, promote health and wellness, and help address the issues of poverty. The team also participates in special events to raise awareness and funding for numerous local nonprofit organizations. Since the team has moved back to Southern California, the Rams have partnered with various school districts and nonprofits including After-School All-Stars, Agoura Hills Teen Coalition, American Cancer Society, American Heart Association, American Red Cross, A Place Called Home, Beyond Differences, Big Brothers Big Sisters of Greater Los Angeles, Big Sunday, Boys & Girls Club of Orange County, Cedars-Sinai, Children's Hospital of Los Angeles (CHLA), Children's Miracle Network Extra Life, City Year, Club 21, CollegeSpring, Conejo Valley Unified School District, Covenant House, Educators 4 Excellence, Exceptional Children's Foundation, FirstBook, FOODShare of Ventura County, Habitat for Humanity of Greater Los Angeles, Habitat for Humanity of Orange County, Habitat for Humanity of Ventura County, Heart of Los Angeles (HOLA), Homeboy Industries, HomeLight Family Living, I Have A Dream Los Angeles, Inglewood Unified School District, Inner City Arts, Green Dot Public Schools, L.A. Family Housing, L.A. Kitchen, L.A. Promise Fund, LA's BEST, Las Virgenes Unified School District, Los Angeles Conservation Corps, Los Angeles County Alliance for Boys & Girls Clubs, Los Angeles Education Partnership, Los Angeles Regional Food Bank, Los Angeles Ronald McDonald House, Los Angeles Unified School District, Make-A-Wish of Greater Los Angeles, Make-A-Wish Tri-Counties, Merging Vets and Players, Mission Continues, My Stuff Bags Foundation, Operation Gratitude, Operation Progress, Orange County Boys & Girls Club, Partnership for Los Angeles Schools, Prison Fellowship Project Angel Tree, Project Angel Food, ROSIES Foundation, Salvation Army, Safe Place for Youth, San Fernando Valley Rescue Mission, Sharefest, Skid Row Housing Trust, Special Olympics of Southern California, St. Margaret's Center, St. Vincent de Paul, St. Vincent Meals on Wheels, Sunshine Kids, Susan G. Komen, The Souper Bowl of Caring, The Midnight Mission, Tragedy Assistance Program for Survivors (TAPS), UCLA Operation Mend, United Way of Greater Los Angeles, Union Rescue Mission, Uplift Family Services at Hollygrove, US Vets Inglewood, Vision Zero, Wags & Walks, Watts Rams, World Police and Fire Games, Wounded Warrior Project, YMCA and YWCA.





Watts Rams



Designed to bridge the gap between communities of color and law enforcement, the Watts Rams is a coed youth football program coached by Los Angeles Police Department (LAPD) officers. Through LAPD's Community Safety Partnership Bureau (CSPB) and Project Blue, community leaders are able to connect with local youth. This unique program allows young student-athletes to see police officers as human beings and mentors, while allowing the officers to get to know the youth and families they serve. Rams head coach Sean McVay and LAPD Officer and former Watts Rams head coach Zarren Thompson announced the partnership at Rams Training Camp in 2019.

Beyond the game of football, the Rams provide the Watts Rams with educational opportunities, access to players, coaches and staff, and enrichment activities throughout the year. The program also emphasizes character development and community service. More than 150 youths currently participate in the Watts Rams football program's 9U, 10U, 11U, 12U and 13U divisions. The program also features a flag football and cheerleading team.

In December 2023, the Rams hosted the second annual Inspire Change Bowl for the Watts Rams and North East Lincoln Rams youth football and cheerleading programs to celebrate their 2023 seasons. The bowl featured divisional matchups between the Watts Rams and North East Lincoln Rams Mighty Mites, 10U, 12U and 14U teams. At the bowl, Rams Legend and 2023 Pro Football Hall of Fame finalist Torry Holt announced Marc Maye, general manager of the Watts Rams, co-founder of 4wrDProgress and executive director of Project Blue, as the Rams recipient of the NFL's Inspire Change Changemaker Award during a surprise moment during the program. Holt presented Maye with a \$10,000 donation courtesy of the NFL Foundation in partnership with the Los Angeles Rams Foundation.



North East Lincoln Rams



In December 2022, the Rams launched a partnership with the North East Lincoln Tigers, a youth football program coached by Los Angeles Police Department (LAPD) officers serving youth in the Ramona Gardens public housing development in Boyle Heights, that included renaming the youth football program the North East Lincoln Rams. As part of the partnership, the Rams fund all football components of the program, including uniforms and equipment. The team also provides engagement opportunities with current players, alumni, coaches, scouts and the football operations staff, as well as develop programs that focus on character development and community service to expand their knowledge and ignite their passions beyond the playing field.





Inglewood Rams



The Rams adopted the Inglewood Parks and Recreation Flag Football League in 2019, renaming the program the Inglewood Rams. The league consists of four divisions and 26 teams with over 350 youth participants (ages 7-13). Each team is named after one of the Rams' current players. The Rams fund all football components of the Inglewood Rams program, including uniforms and equipment.



Rams Readers and Ride with Rampage



The Rams kicked off the Rams Readers literacy program and released "Ride with Rampage" in celebration of Read Across America Day, in 2022. "Ride with Rampage" is a book that takes readers on a journey throughout Los Angeles before reaching SoFi Stadium for game day. As part of the announcement, the Rams hosted outdoor reading sessions of the book for local first through third grade students in Inglewood Unified School District (IUSD) and Los Angeles Unified School District (LAUSD) received a copy of Ride with Rampage, Rams Readers crayons and an activity guide. The Rams Readers program encourages students to explore the excitement that reading can provide while helping improve literacy rates among students in the Los Angeles community. Since launching the program, the Rams have visited more than 75 schools and distributed over 14,000 copies of Ride with Rampage to first through third grade students in IUSD and LAUSD. In addition, the program has expanded to serve schools in Arcadia Unified School District, Conejo Valley Unified School District, Las Virgenes Unified School District, Lawndale Elementary School District, Lennox Elementary School District, Simi Valley Unified School District, Pleasant Valley Elementary School District and West Covina Unified School District.





Kenny Washington Memorial Scholarship



The Rams created the Kenny Washington Memorial Scholarship to celebrate Kenny Washington and his impact on the Rams and the NFL. The scholarship provides up to four years of financial support and advisement from Fulfillment Fund (FF), a partner of the Los Angeles Rams, for 13 students from lower-resourced communities who are among the first in their families to pursue post-secondary education. Each student selected embodies Kenny Washington's core values – perseverance in the face of adversity, dedication to their goals and the Los Angeles community, fortitude through breaking barriers and inspiring others around them to make a difference.

The Rams continue to support 13 Kenny Washington Memorial Scholarship recipients from 2021 who were recognized at Fulfillment Fund's Sip & Celebrate event at SoFi Stadium. Scholarship recipients received a Kenny Washington-Rams stole, a Rams game ball and a scholarship certificate.



"pLAYmakers" Program



In January 2022, the Rams launched the "pLAYmakers" program to recognize 13 Angelenos each year for their efforts to fight injustice and pioneer with purpose in their communities. Each "pLAYmaker" receives a financial grant from the Rams to support their community work and is recognized on the field during a Rams home game at SoFi Stadium. The "pLAYmakers" are also showcased on the Rams website. Since launching the program, the Rams have provided \$140,000 (as of May 2024) to local "pLAYmakers".



Pathways to Success Mentorship Program



In 2021, the Rams launched the Pathways to Success Mentorship Program, a tailored approach to support professional development and exploration of careers in the sports industry among high school students. The program offers local students mentorship from Rams front office staff members and features virtual workshops designed to discuss goal setting, self-discovery, social etiquette, interview preparation, financial literacy, leveraging technology and building a personal brand. In addition, the Rams host the program participants for multiple in-person sessions including a job-shadowing opportunity with their mentor at a Rams home game at SoFi Stadium.



LA Promise Fund Internship Program



In 2018, in partnership with LA Promise Fund, the Rams created a summer internship program for students from Inglewood Unified School District. In 2019, the Rams broadened the internship program to include additional public high schools from various districts. As part of the internship selection process, interested students submit their resumes and participate in professional interviews with team executives. The Rams' summer internship program exposes students to opportunities in a professional setting, while expanding their skills, experiences and network as they prepare for college or to enter the workforce following high school or college graduation. The LA Promise Fund Internship has provided more than 50 local students, 72 percent of who were first-generation college students, with work-based learning opportunities.





Paid Fellowship Program for Formerly Incarcerated Young Adults



The Rams Fellowship program was created jointly by the Rams and Bank of America and is designed to support young adults from under-resourced communities by providing access to mentorship and workforce experience to develop critical job skills, a professional network and career pathways. Bank of America's funding not only provides monthly stipends to the fellows, but also covers the costs of corporate housing, subsidized transportation, and financial education coaches for each fellow. Over the past three years, both organizations have worked with Brotherhood Crusade, Anti-Recidivism Coalition, Measure of Hearts Foundation and The RightWay Foundation to identify candidates for this unique opportunity.



Kickoff for Charity



Every year, the Rams host a Kickoff for Charity event to celebrate the start of the football season and raise funds to benefit the Los Angeles community. This signature event features a "State of the Rams" address from Rams President Kevin Demoff and a season preview from Rams Head Coach Sean McVay. Kickoff for Charity allows fans and sponsors to be seated at tables alongside their favorite Rams players. Attendees have the chance to bid on unique auction items and receive autographed gifts.



WalkUnitedLA



In May of 2024, the Rams and United Way of Greater Los Angeles teamed up to host the annual WalkUnitedLA 5K at SoFi Stadium. The nation's largest annual event to end homelessness, WalkUnitedLA works to address the intersectional causes of poverty and benefit the diverse community organizations working to build a more equitable Los Angeles. The event included live entertainment featuring Rams Cheerleaders, team mascot Rampage, appearances from the entire 2024 Rams rookie class. In addition, Super Bowl LVI Champion and 2022 Walter Payton Man of the Year, Andrew Whitworth, served as the co-host alongside honorary chairs Steve Avila, Ernest Jones, Kobie Turner and Kyren Williams. 2024's WalkUnitedLA rallied together more than 7,500 Angelenos and raised more than \$1.2 million.





Taste of the Rams



In 2016, the Rams introduced Taste of the Rams, an annual event where attendees can sample food from top Los Angeles restaurants, bid on an array of items, and meet the participating chefs as well as Rams players and Cheerleaders. All proceeds from Taste of the Rams benefit the Los Angeles Regional Food Bank in support of their mission to combat hunger in LA County.

In 2023, the Los Angeles Rams and LA Regional Food Bank hosted the eighth annual Taste of the Rams event, presented by Don Lee Farms and Bank of America. The event featured recurring honorary chair, receiver and Super Bowl LVI MVP Cooper Kupp and members of the Rams' 2023 rookie class. ABC7 journalist Sophie Flay hosted guests as the emcee throughout the event. Attendees enjoyed samples of LA's finest food from our city's award-winning chefs. Since the event's inception, Taste of the Rams has raised more than \$1.4 million and provided nearly five million meals for food insecure Angelenos.



City Year



City Year is a national organization that places young adult AmeriCorps members alongside teachers in systemically under-resourced schools to improve academic outcomes and provide social and emotional support for students. The City Year "student success coaches" serve full-time for a year. Since 2017, the Rams have funded a City Year student success team to support students at Grape Street Elementary in Watts, Crozier Middle School in Inglewood and Florence Griffith Joyner Elementary in Watts. The Rams also have partnered with City Year on school beautification projects at Dymally High School, Crozier Middle School, George Washington Preparatory High School, Woodworth-Monroe K-8 Academy and Florence Griffith Joyner Elementary School.





Salute to Service



As part of the Rams' year-round military appreciation efforts, Salute to Service Week returned for a sixth consecutive year with activities that culminated with the team's Salute to Service game against the Seattle Seahawks last season. Throughout the week, the Rams partnered with veteran service organizations and nonprofits to support the military community and honor, empower and connect with service members, veterans and their families.

The Rams and Living Spaces teamed up to renovate the outdoor patio space at U.S. VETS-Inglewood. Living Spaces provided volunteers to build \$15,000 of furniture and Rams Cheerleaders, mascot Rampage and front office staff surprised U.S. Navy Veteran Thomas Woods, Volunteer and Veteran Activities Coordinator at U.S.VETS' Inglewood location, as a Rams pLAYmaker for his commitment to serving those who have served their country. The Rams also provided lunch for the veterans in attendance.



The Rams supported Merging Vets & Players (MVP) and their mission to match combat veterans and former professional athletes once their uniforms come off to help them tackle their transitions together and show veterans that they are not alone. Rams players, Rams Cheerleaders, mascot Rampage and front office staff members joined MVP military veterans for an evening of fun at Topgolf. The Rams have supported MVP through a variety of initiatives and efforts since returning to Los Angeles in 2016. In 2022, more than 50 MVP members held the full field American flag during the national anthem of the team's Salute to Service game. The Rams also invited MVP veterans to the team practice facility to participate in workouts and discussions about their transitions.

In continuation of the team's 2023 Salute to Service Week efforts, Rams players Rob Havenstein, Larrell Murchison and Kyren Williams supported Holidays for Heroes Military Appreciation Campaign. In partnership with QuidelOrtho and building on a longstanding partnership with American Red Cross, Rams players, Rams Cheerleaders, Rampage and front office staff visited Woodlake Elementary Community Charter and Calabash Charter Academy to help students personalize holiday cards of appreciation for active-duty military members and veterans.

On Nov. 18, The Rams teamed up with National Military Family Association (NMFA) and The Salvation Army to host a youth football clinic for more than 200 children that come from military families at The Salvation Army Red Shield Long Beach.

For the team's Salute to Service game on Sunday, Nov. 19, more than 100 Season Ticket Members who are veterans of the military held an 80-yard American flag and 100 members of the United States Air Force Air National Guard were recognized in the end zone. In partnership with nonprofit Shelter to Soldier, halftime featured a retirement ceremony for service dog and cancer-fighter Cooper Pupp, whose adoption and training was sponsored by the team in 2019 when the Rams helped facilitate Pupp's adoption by United States Army veteran Brandon Shelton. During the on-field ceremony, Shelter to Soldier announced a new service dog adoptee – also sponsored by the Rams – for Shelton and fans voted to name the puppy Poocha Nacua. In addition, eight military veterans and their service dogs were recognized on the field.





A Crucial Catch



After nearly a decade of supporting breast cancer, the NFL and the American Cancer Society (ACS) continue to expand their efforts to support the fight against cancer. The NFL's Crucial Catch campaign aims to fight cancer through early detection and risk reduction. Every season, each NFL team raises awareness during their Crucial Catch game.

Last season, during the week leading up to the Rams' Crucial Catch game, presented by Cedars-Sinai Medical Center, against the Philadelphia Eagles at SoFi Stadium, team mascot Rampage and Rams Cheerleaders surprised 12 cancer fighters and survivors at their homes to present them with personalized jerseys and tickets to the game. As part of the effort, members of the Rams' 2023 rookie class and Rams Legend Chris Draft joined a few of the surprises. During the Crucial Catch game, the 12 "Crucial Catch Captains" were recognized on the field during halftime. Since 2009, the league has raised more than \$27 million for the American Cancer Society.



My Cause My Cleats



For the eighth consecutive season, Rams players brought awareness to charitable causes as part of the NFL's My Cause My Cleats campaign. During the 2023 season, 26 Rams players and two coaches supported the league's initiative. Organizations supported include American Cancer Society, American Foundation for Suicide Prevention, Make-A-Wish Foundation, Special Olympics of Southern California, Sickle Cell Disease Foundation and many more.





Make-A-Wish Foundation



The Rams and the Make-A-Wish® Foundation have a longstanding partnership dating back to 1995. Since the Rams return to Los Angeles, the two organizations have hosted the “Rams Night of Wishes” to raise money to help grant the wishes of children who are battling life-threatening medical conditions. In 2023, Rams right tackle Rob Havenstein, tight end Tyler Higbee, linebacker Ernest Jones and receiver Ben Skowronek served as the fundraiser’s captains and attended the VIP cocktail reception. Following the reception, 2022 Walter Payton NFL Man of the Year and Super Bowl LVI Champion Andrew Whitworth hosted the onstage programming. The event featured a silent and live auction, dinner, entertainment and a fashion show with members of the Rams’ 2023 rookie class modeling clothing provided by Rams partner PacSun and The Legends Brand. Over the past five years, the “Rams Night for Wishes” has raised more than \$2.7 million and helped to grant over 200 wishes for children.



PLAY 60



PLAY 60 is an NFL initiative that aims to create a healthier next generation and tackle childhood obesity by encouraging kids to be active for at least 60 minutes every day. Through the Rams’ year-long engagement of youth fitness initiatives with in-school, after-school and team-based programs, the club is committed to expanding this platform and improving health and wellness for local youth.

A key component of the Rams’ PLAY 60 platform is the team’s PLAY 60 Field Days. Designed to take the Rams to school campuses and parks throughout the region and get students excited about exercising, the PLAY 60 Field Days are a fun way to get the entire student body active and moving. The day kicks off with a character education chat, followed by 60-90 minutes of physical activity featuring various stations, from dancing to an obstacle course to football fundamentals. Since 2016, the Rams have hosted over 120 PLAY 60 events and football clinics for more than 57,000 students (as of June 2024) throughout Southern California.





Academic Challenge



The Rams know that football develops strong character, as well as physical and mental health and wellness. The same standard holds for excellence in the classroom. Since 2017, the Rams have collaborated with USA Football to host the Los Angeles Rams High School Football Academic Challenge to encourage academic achievement amongst more than 85 local varsity high school football programs. Throughout the Academic Challenge, each team participates in weekly study halls and monitors their academic progress. The teams with the highest grade point average and most improved grade point average receive an equipment grant on behalf of USA Football and Riddell.

Last season's Rams Academic Challenge, in partnership with Los Angeles Unified School District (LAUSD), featured more than 500 participants from 10 varsity high school boys tackle and, for the first time ever, nine girls flag football programs. At the end of the season, the teams with the highest-grade point average, Girls Academic Leadership Academy (GALA) and Edward R. Roybal Learning Center, and most improved grade point average, George Washington Preparatory Senior High and Huntington Park High School, received a \$2,500 equipment grant on behalf of USA Football and Riddell. Girls flag from Charles Drew University Pathways Public Service Academy and James A. Garfield High School, as well as boys tackle from King Drew Magnet High School and Mervyn M. Dymally High School, were the runners-up for both categories and both received \$1,500 equipment grants. Since its launch, the Academic Challenge has provided varsity football programs from Los Angeles Unified School District (LAUSD) and Inglewood Unified School District (IUSD) with more than \$45,000.



Cleats for Character



The Rams Cleats for Character program for local high school football players features group discussions about goal setting and the values of good character. Following the discussions, the student-athletes are sized and provided with cleats and/or shoes previously worn by Rams players. Since 2017, the team's Cleats for Character program has impacted student-athletes from over 150 different schools throughout Los Angeles.





California Interscholastic Federation (CIF) Girls Flag Football Sanctioning



On Friday, February 3, 2023, California Interscholastic Federation (CIF) sanctioned girls' flag football in high schools across California. This achievement allows young women across our state to continue to pursue their passion, elevate football to the next level, and become future leaders in sports and in the community. Since the sanctioning, the Rams have hosted 35 girls flag football camps, clinic and tournament, reaching over 6,000 athletes.

The Rams have provided resources to make football accessible to everyone for years. Beginning in 2021, the Rams and Chargers launched the Los Angeles Girls Flag Football League of Champions. The Rams and Chargers co-sponsored high school teams and provided uniforms (courtesy of Nike), stipends for coaches, coaching manuals, officials, athletic trainers, equipment and transportation for the season. The program was created to offer more opportunities for young women to engage in football. The program started with eight teams and 96 players and expanded to 16 teams and more than 400 players during the second season.



Beyond the Bell Flag League



In 2021, the Rams partnered with Beyond the Bell (BTB) after-school sports league to launch a flag football league for Los Angeles Unified School District (LAUSD) middle school students. The league operates at 110 LAUSD middle schools and has more than 5,000 student-participants. The Rams provided reversible jerseys, flag football kits, footballs, flag belts and kicking tees to each school participating in the Beyond the Bell Flag Football League. In addition, the Rams host free flag football clinics throughout the season.





Rise with the Rams



For the past six seasons, the Rams have teamed up with RISE for a season-long leadership and community building program featuring local high school football programs with a cross-section of ethnic and socioeconomic backgrounds. The initiative is designed to harness the unifying power of sports and build relationships, leadership, understanding, acceptance and cultural competency for student-athletes and coaches. In 2023, the program featured five sessions for varsity football teams from Abraham Lincoln High School and Susan Miller Dorsey Senior High School. Since 2018, the Rams and RISE have engaged more than 25 high school football teams throughout the greater Los Angeles region through the RISE with the Rams program.



Free Youth Football Clinics



The Rams partner with local nonprofits and youth football programs to host free football clinics throughout Southern California. Youth participate in football-related drills and competitions. The clinics also feature character education sessions that focus on transferrable life skills attained through sport and teamwork.

In celebration of Women's History Month, the Rams hosted free girls' flag football clinics and tournaments for over 900 local elementary, middle and high school students. During the clinics, attendees participated in football-related drills and competitions led by women from USA Football, Rams staff members and high school girls flag mentors. Additionally, Rams staff members and Nike representatives participated in panel discussions about their experiences playing sports and how the skills they gained as athletes translate to working as women in professional sports.





High School All-Star Experience Flag Football Tournament



In January, the Rams and their official health partner, Cedars-Sinai hosted the second annual High School All-Star Experience 7-on-7 flag football tournament in partnership with Nike. The tournament was held at SoFi Stadium to highlight more than 100 of Southern California's top-ranked high school football players. Eight teams, ranging from San Diego to Santa Barbara, played in the flag football tournament that included three pool play games followed by single elimination games until the overall winner was crowned.

The High School All-Star Experience gives top athletes a Pro Bowl experience at the high school level. Each participant was welcomed in the Rams locker room and received Nike products including a performance top, a Dri-FIT t-shirt, shorts, a duffle bag, cleats and socks. In addition, the Rams provided athletes with a Dri-FIT long sleeve and headbands and Oakley provided football shields, backpacks and hoodies for athletes who competed in the championship match up.



Football Clinics and Character Chats for Incarcerated Youth



Since 2018, the Rams have hosted coed football clinics and character discussions at youth correctional facilities throughout the region. The clinics feature current Rams players, staff and alumni, who lead participants in football-related drills and discussions about the value of good character, goal setting and how to inspire change and more.





Rams X LAUSD Career Panels



According to the NCAA, California ranks first in the country for the state with the highest overall number of college non-qualifiers who are from Black/Brown communities and 34% of the state's non-qualifiers are from Los Angeles. To combat this statistic, the Rams partnered with Los Angeles Unified School District (LAUSD) to launch a 4-month career exploration series for more than 2,500 juniors and seniors from six schools throughout the four LAUSD regions – North, East, West and South.

As of 2024, the program has evolved to take students on tours of local college campuses. Each tour features a panel discussion with welcoming remarks from the school principals and a virtual NCAA presentation highlighting the importance of core classes, discussing how to build good study habits, and creating NCAA Eligibility Profiles. Following the NCAA presentation, Rams Director of Social Justice and Football Development, Johnathan Franklin, leads an in-person panel discussion with representatives and educators from varying professions about their career journeys and the importance of higher education. The goal of the career panel series is to increase diversity and representation in various careers and industries, build pipelines, expose students to career pathways, and increase the numbers to reach a diversity of thought, ideas and perspectives.



Rams Partner with Watts-native STIX



For the fourth year, a Watts native, rapper, producer and the founder of the Thinkwatts Foundation, Brandon “STIX” Salaam-Bailey, teamed up with the Rams to address social injustices.

This year, the Los Angeles Rams and Pacsun donated washer and dryer sets to local schools in historically under-resourced communities to combat chronic absenteeism. Through their recently launched “Loads of Love” program supported by Thinkwatts Foundation, 20 schools from Compton Unified School District and Los Angeles Unified School District will receive a set, ensuring students have clean clothes. To announce and celebrate the donations, the Rams and Pacsun joined Thinkwatts Foundation and the Los Angeles Unified School District on May 24 to host a free Pacsun Pop-Up Shopping Experience and washer and dryer ribbon cutting for students from 112th STEAM Academy in Watts. The students also enjoyed a youth football clinic and received autographed cards from Rams running back Kyren Williams who joined the special day.

In 2022, the Rams and the NFL worked with the Thinkwatts Foundation to host an event for community members in the Watts neighborhood. As a part of the evening, the NFL and Little Caesars recognized the great work being done by local community leaders by providing the Thinkwatts Foundation with a \$125,000 grant to support programs and initiatives led by the community leaders in Watts and surrounding areas. In addition, during the Rams Week 16 Inspire Change game against the Denver Broncos, the team announced STIX as their recipient of the inaugural 2022 Inspire Change Changemaker Award. The league’s Inspire Change Changemaker Award recognizes individuals who are making a difference in their communities through social justice work, either individually or as part of a nonprofit organization, across each of the NFL’s 32 club markets.

In 2020, STIX produced an original song titled “It Takes All Of Us,” which was one of the phrases highlighted by the NFL for their continued commitment to social justice. Rams team captains selected the phrase to be on the helmet sticker for the 2020 season. The music video, filmed in Inglewood, Watts and South Los Angeles, debuted during the Rams virtual Kickoff for Charity event. All proceeds generated by the event supported the team’s efforts to help bridge the digital divide disproportionately impacting under-resourced students in Los Angeles. In addition, the Rams and STIX produced a PSA featuring players reading an original spoken-word piece written by STIX. The PSA debuted before the opening game at SoFi Stadium against the Dallas Cowboys on Sunday Night Football. Last season, the Rams partnered with Stix, Sisters of Watts, Eastside Riders and the Watts Rams to host a holiday distribution event for families in need.



Giving Tuesday



In honor of “Giving Tuesday” in 2023, the Rams and Shoes that Fit teamed up for the second year to provide new athletic shoes to 500 students at 99th Street Elementary School in Watts. The event featured a Rams PLAY 60 Field Day and special appearances from members of the Rams’ 2023 rookie class, Rams Cheerleaders and team mascot Rampage. The team continued their special effort encouraging Season Ticket Members and Suite Owners not planning to attend the Rams vs. Washington Commanders or Rams vs. New Orleans Saints games to donate their tickets to a nonprofit organization in Los Angeles through the “Rams House For The Holidays” initiative.

In 2020, Rams players awarded \$750,000 to 25 nonprofits focused on social justice across the greater Los Angeles region. Following the deaths of Breonna Taylor and George Floyd, Rams players came together to discuss how they could help address the injustices that continue to plague society. The players decided to pull resources together to financially support organizations doing critical work focused on long-term systemic change. The Rams invited 25 social justice nonprofits to share information about their work, those they serve and how the players could assist. After listening and learning, the players awarded each organization with a donation ranging from \$20,000 to \$50,000. Recipients included A Place Called Home, Brotherhood Crusade, College Track, Heart of Los Angeles (HOLA), Homeboy Industries, SoLa I Can Foundation, Anti-Recidivism Coalition, Liberty Hill Foundation, Operation Progress, Partnership for Los Angeles Schools, Big Brothers Big Sisters of Greater Los Angeles (BBBSLA), Boys & Girls Clubs of Metro Los Angeles (BGCMLA), Children’s Institute, Fulfillment Fund, St. Joseph Center, BOSS, Communities in Schools (CIS), Covenant House, HomeLight Family Living, LA Family Housing, LAPD Community Safety Partnership, LA Regional Food Bank (LARFB), Los Angeles Room and Board, Sharefest and Social Justice Learning Institute (SJLI).



Staff Days of Service



Several times a year, the Rams front office staff takes time out of the office to volunteer with local nonprofits. Since returning home to Los Angeles in 2016, Rams staff members have provided more than 11,000 hours of community service, impacting 60 local nonprofits and 70 schools (as of June 2024) through the Staff Days of Service program.





Season of Giving



The cornerstone volunteer effort of the Staff Days of Service program is the team's annual Season of Giving. Since 2018, Rams players, cheerleaders, mascot Rampage, and front office staff have participated in annual Season of Giving days of service that have helped distribute holiday meals and gift cards to more than 18,000 Southern California residents battling food insecurity, host shopping sprees for hundreds of children served by local nonprofits and hospitals, as well as host holiday parties and gift distributions for communities in need.

Last season, the Rams partnered with UNIFY Financial Credit Union to host a shopping spree for 100 youths (ages 5-14) served by The Salvation Army. Rams players, Rams Cheerleaders and staff members were paired with a child and took them shopping to purchase up to \$200 in holiday gifts. In addition, the team partnered with Pechanga and the Los Angeles Regional Food Bank to host a large-scale, drive-through food distribution at SoFi Stadium for Inglewood residents. More than 20,000 holiday meals and nutritious foods were distributed. During the event, Rams linebacker Ernest Jones, Rams Cheerleaders, Rampage, front office staff members, LA Regional Food Bank and Pechanga volunteers greeted visitors and helped load their vehicles with meals. To close out the team's Season of Giving efforts, Rams players, Rams Cheerleaders and staff members served a holiday meal to more than 300 St. Joseph Center community members and hosted a holiday barbecue for LA Family Housing.



Certified #RamsHouse



In 2020, the Rams launched the Certified #RamsHouse program to support businesses throughout the Los Angeles region. The Rams focus efforts on the small businesses of Season Ticket Members and minority-owned businesses in Inglewood and throughout Los Angeles. Each Certified #RamsHouse receives branded window decals, banners, shirts, hats and other items to showcase their Rams pride. As part of the program, Rams fans are encouraged to visit Certified #RamsHouse businesses on preferred days and share their experiences on social media using #RamsHouse. Since the launch of the Certified #RamsHouse program, the team has supported 79 local businesses and 40 small businesses in Inglewood.





50/50 Raffle



Since 2017, Rams fans have had the opportunity to purchase 50/50 raffle tickets on game day. The winner receives half (50%) of the jackpot total from the game's raffle ticket sales and the other half (50%) benefits the Los Angeles Rams Foundation.

When the Rams clinched the NFC West division during the 2021 season, the team's 50/50 Raffle raised a total of \$342,975, which set the new NFL record and broke the previous record of \$332,110 set during Super Bowl LIV. The Rams also broke the league's single-season 50/50 Raffle record by surpassing \$3 million in 2021.



The Alliance: Los Angeles



The Alliance is a unique collaboration of the 12 pro sports teams from Southern California and the Play Equity Fund working with local students to advance social justice, workforce development and leadership opportunities. Equal access to sports & play is a social justice issue.





Los Angeles Rams

Game Records



Home and Away Records



HOME

| Year | W | L | T | Pct. | Home Stadium |
|---------------|------------|------------|-----------|--------------|--------------------------------|
| 1937 | 0 | 5 | 0 | 0.000 | League Park |
| 1938 | 2 | 2 | 0 | 0.500 | League Park/Shaw Stadium |
| 1939# | 3 | 2 | 1 | 0.583 | Municipal Stadium |
| 1940 | 3 | 1 | 1 | 0.700 | Municipal Stadium |
| 1941*% | 1 | 4 | 0 | 0.200 | Municipal Stadium |
| 1942 | 3 | 2 | 0 | 0.600 | Municipal Stadium |
| 1944 | 1 | 2 | 0 | 0.333 | League Park |
| 1945 | 4 | 0 | 0 | 1.000 | League Park/Shaw Stadium |
| 1946 | 3 | 2 | 0 | 0.600 | Memorial Coliseum |
| 1947 | 3 | 3 | 0 | 0.500 | Memorial Coliseum |
| 1948 | 3 | 2 | 1 | 0.583 | Memorial Coliseum |
| 1949 | 5 | 1 | 0 | 0.833 | Memorial Coliseum |
| 1950 | 5 | 1 | 0 | 0.833 | Memorial Coliseum |
| 1951 | 5 | 2 | 0 | 0.667 | Memorial Coliseum |
| 1952 | 5 | 1 | 0 | 0.833 | Memorial Coliseum |
| 1953 | 5 | 1 | 0 | 0.833 | Memorial Coliseum |
| 1954 | 3 | 2 | 1 | 0.583 | Memorial Coliseum |
| 1955 | 5 | 1 | 0 | 0.833 | Memorial Coliseum |
| 1956 | 4 | 2 | 0 | 0.667 | Memorial Coliseum |
| 1957 | 5 | 1 | 0 | 0.833 | Memorial Coliseum |
| 1958 | 4 | 2 | 0 | 0.667 | Memorial Coliseum |
| 1959 | 0 | 6 | 0 | 0.000 | Memorial Coliseum |
| 1960 | 2 | 3 | 1 | 0.417 | Memorial Coliseum |
| 1961 | 4 | 3 | 0 | 0.571 | Memorial Coliseum |
| 1962 | 0 | 7 | 0 | 0.000 | Memorial Coliseum |
| 1963 | 3 | 4 | 0 | 0.429 | Memorial Coliseum |
| 1964 | 3 | 2 | 2 | 0.571 | Memorial Coliseum |
| 1965 | 3 | 4 | 0 | 0.429 | Memorial Coliseum |
| 1966 | 5 | 2 | 0 | 0.714 | Memorial Coliseum |
| 1967 | 5 | 1 | 1 | 0.786 | Memorial Coliseum |
| 1968 | 5 | 2 | 0 | 0.714 | Memorial Coliseum |
| 1969 | 5 | 2 | 0 | 0.714 | Memorial Coliseum |
| 1970 | 3 | 3 | 1 | 0.500 | Memorial Coliseum |
| 1971 | 4 | 2 | 1 | 0.643 | Memorial Coliseum |
| 1972 | 4 | 3 | 0 | 0.571 | Memorial Coliseum |
| 1973 | 7 | 0 | 0 | 1.000 | Memorial Coliseum |
| 1974 | 6 | 1 | 0 | 0.857 | Memorial Coliseum |
| 1975 | 6 | 1 | 0 | 0.857 | Memorial Coliseum |
| 1976 | 5 | 2 | 0 | 0.714 | Memorial Coliseum |
| 1977 | 7 | 0 | 0 | 1.000 | Memorial Coliseum |
| 1978 | 6 | 2 | 0 | 0.750 | Memorial Coliseum |
| 1979 | 4 | 4 | 0 | 0.500 | Memorial Coliseum |
| 1980 | 6 | 2 | 0 | 0.750 | Anaheim Stadium |
| 1981 | 4 | 4 | 0 | 0.500 | Anaheim Stadium |
| 1982 | 1 | 4 | 0 | 0.200 | Anaheim Stadium |
| 1983 | 5 | 3 | 0 | 0.625 | Anaheim Stadium |
| 1984 | 5 | 3 | 0 | 0.625 | Anaheim Stadium |
| 1985 | 6 | 2 | 0 | 0.750 | Anaheim Stadium |
| 1986 | 6 | 2 | 0 | 0.750 | Anaheim Stadium |
| 1987 | 3 | 4 | 0 | 0.429 | Anaheim Stadium |
| 1988 | 4 | 4 | 0 | 0.500 | Anaheim Stadium |
| 1989 | 6 | 2 | 0 | 0.750 | Anaheim Stadium |
| 1990 | 2 | 6 | 0 | 0.250 | Anaheim Stadium |
| 1991 | 2 | 6 | 0 | 0.250 | Anaheim Stadium |
| 1992 | 4 | 4 | 0 | 0.500 | Anaheim Stadium |
| 1993 | 3 | 5 | 0 | 0.375 | Anaheim Stadium |
| 1994 | 3 | 5 | 0 | 0.375 | Anaheim Stadium |
| 1995 | 4 | 4 | 0 | 0.500 | Busch Stadium/Trans World Dome |
| 1996 | 4 | 4 | 0 | 0.500 | Trans World Dome |
| 1997 | 2 | 6 | 0 | 0.250 | Trans World Dome |
| 1998 | 2 | 6 | 0 | 0.250 | Trans World Dome |
| 1999 | 8 | 0 | 0 | 1.000 | Trans World Dome |
| 2000 | 5 | 3 | 0 | 0.625 | Trans World Dome |
| 2001 | 6 | 2 | 0 | 0.750 | Dome at America's Center |
| 2002 | 6 | 2 | 0 | 0.750 | Edward Jones Dome |
| 2003 | 8 | 0 | 0 | 1.000 | Edward Jones Dome |
| 2004 | 6 | 2 | 0 | 0.750 | Edward Jones Dome |
| 2005 | 3 | 5 | 0 | 0.375 | Edward Jones Dome |
| 2006 | 4 | 4 | 0 | 0.500 | Edward Jones Dome |
| 2007 | 1 | 7 | 0 | 0.125 | Edward Jones Dome |
| 2008 | 1 | 7 | 0 | 0.125 | Edward Jones Dome |
| 2009 | 0 | 8 | 0 | 0.000 | Edward Jones Dome |
| 2010 | 5 | 3 | 0 | 0.625 | Edward Jones Dome |
| 2011 | 1 | 7 | 0 | 0.125 | Edward Jones Dome |
| 2012^A | 4 | 4 | 0 | 0.500 | Edward Jones Dome |
| 2013 | 5 | 3 | 0 | 0.625 | Edward Jones Dome |
| 2014 | 3 | 5 | 0 | 0.375 | Edward Jones Dome |
| 2015 | 5 | 3 | 0 | 0.625 | Edward Jones Dome |
| 2016*\$ | 1 | 7 | 0 | 0.125 | Memorial Coliseum |
| 2017*& | 4 | 4 | 0 | 0.500 | Memorial Coliseum |
| 2018 | 7 | 1 | 0 | 0.875 | Memorial Coliseum |
| 2019*~ | 5 | 3 | 0 | 0.625 | Memorial Coliseum |
| 2020 | 6 | 2 | 0 | 0.666 | SoFi Stadium |
| 2021 | 5 | 3 | 0 | 0.666 | SoFi Stadium |
| 2022 | 4 | 5 | 0 | 0.444 | SoFi Stadium |
| 2023 | 5 | 3 | 0 | 0.625 | SoFi Stadium |
| Totals | 339 | 262 | 10 | 0.563 | |

* Record includes neutral site game
Rams played Philadelphia in Colorado Springs and were the home team
% Rams played Pittsburgh in Akron and were the home team
^ Rams played New England in London and were the home team
\$ Rams played New York Giants in London and were the home team
& Rams played Arizona in London and were the home team
~ Rams played Cincinnati in London and were the home team

AWAY

| Year | W | L | T | Pct. | Overall W-L-T |
|---------------|------------|------------|-----------|--------------|-------------------|
| 1937 | 1 | 5 | 0 | 0.167 | 1-10-0 |
| 1938*+ | 2 | 5 | 0 | 0.286 | 4-7-0 |
| 1939 | 2 | 3 | 0 | 0.400 | 5-5-1 |
| 1940 | 1 | 5 | 0 | 0.167 | 4-6-1 |
| 1941 | 1 | 5 | 0 | 0.167 | 2-9-0 |
| 1942*^ | 2 | 4 | 0 | 0.333 | 5-6-0 |
| 1944 | 3 | 4 | 0 | 0.429 | 4-6-0 |
| 1945 | 5 | 1 | 0 | 0.833 | 9-1-0 |
| 1946 | 3 | 2 | 1 | 0.583 | 6-4-1 |
| 1947 | 3 | 3 | 0 | 0.500 | 6-6-0 |
| 1948 | 3 | 3 | 0 | 0.500 | 6-5-1 |
| 1949 | 3 | 1 | 2 | 0.667 | 8-2-2 |
| 1950 | 4 | 2 | 0 | 0.667 | 9-3-0 |
| 1951 | 3 | 2 | 0 | 0.667 | 8-4-0 |
| 1952 | 4 | 2 | 0 | 0.667 | 9-3-0 |
| 1953 | 3 | 2 | 1 | 0.583 | 8-3-1 |
| 1954 | 3 | 3 | 0 | 0.500 | 6-5-1 |
| 1955 | 3 | 2 | 1 | 0.583 | 8-3-1 |
| 1956 | 0 | 6 | 0 | 0.000 | 4-8-0 |
| 1957 | 1 | 5 | 0 | 0.167 | 6-6-0 |
| 1958 | 4 | 2 | 0 | 0.667 | 8-4-0 |
| 1959 | 2 | 4 | 0 | 0.333 | 2-10-0 |
| 1960 | 2 | 4 | 0 | 0.333 | 4-7-1 |
| 1961 | 0 | 7 | 0 | 0.000 | 4-10-0 |
| 1962 | 1 | 5 | 1 | 0.214 | 1-12-1 |
| 1963 | 2 | 5 | 0 | 0.286 | 5-9-0 |
| 1964 | 2 | 5 | 0 | 0.286 | 5-7-2 |
| 1965 | 1 | 6 | 0 | 0.143 | 4-10-0 |
| 1966 | 3 | 4 | 0 | 0.429 | 8-6-0 |
| 1967 | 6 | 0 | 1 | 0.929 | 11-1-2 |
| 1968 | 5 | 1 | 1 | 0.786 | 10-3-1 |
| 1969 | 6 | 1 | 0 | 0.857 | 11-3-0 |
| 1970 | 6 | 1 | 0 | 0.857 | 9-4-1 |
| 1971 | 4 | 3 | 0 | 0.571 | 8-5-1 |
| 1972 | 2 | 4 | 1 | 0.357 | 6-7-1 |
| 1973 | 5 | 2 | 0 | 0.714 | 12-2-0 |
| 1974 | 4 | 3 | 0 | 0.571 | 10-4-0 |
| 1975 | 6 | 1 | 0 | 0.857 | 12-2-0 |
| 1976 | 5 | 1 | 1 | 0.786 | 10-3-1 |
| 1977 | 3 | 4 | 0 | 0.429 | 10-4-0 |
| 1978 | 6 | 2 | 0 | 0.750 | 12-4-0 |
| 1979 | 5 | 3 | 0 | 0.625 | 9-7-0 |
| 1980 | 5 | 3 | 0 | 0.625 | 11-5-0 |
| 1981 | 2 | 6 | 0 | 0.250 | 6-10-0 |
| 1982 | 1 | 3 | 0 | 0.250 | 2-7-0 |
| 1983 | 4 | 4 | 0 | 0.500 | 9-7-0 |
| 1984 | 5 | 3 | 0 | 0.625 | 10-6-0 |
| 1985 | 5 | 3 | 0 | 0.625 | 11-5-0 |
| 1986 | 4 | 4 | 0 | 0.500 | 10-6-0 |
| 1987 | 3 | 5 | 0 | 0.375 | 6-9-0 |
| 1988 | 6 | 2 | 0 | 0.750 | 10-6-0 |
| 1989 | 5 | 3 | 0 | 0.625 | 11-5-0 |
| 1990 | 3 | 5 | 0 | 0.375 | 5-11-0 |
| 1991 | 1 | 7 | 0 | 0.125 | 3-13-0 |
| 1992 | 2 | 6 | 0 | 0.250 | 6-10-0 |
| 1993 | 2 | 6 | 0 | 0.250 | 5-11-0 |
| 1994 | 1 | 7 | 0 | 0.125 | 4-12-0 |
| 1995 | 3 | 5 | 0 | 0.375 | 7-9-0 |
| 1996 | 2 | 6 | 0 | 0.250 | 6-10-0 |
| 1997 | 3 | 5 | 0 | 0.375 | 5-11-0 |
| 1998 | 2 | 6 | 0 | 0.250 | 4-12-0 |
| 1999 | 5 | 3 | 0 | 0.625 | 13-3-0 |
| 2000 | 5 | 3 | 0 | 0.625 | 10-6-0 |
| 2001 | 8 | 0 | 0 | 1.000 | 14-2-0 |
| 2002 | 1 | 7 | 0 | 0.125 | 7-9-0 |
| 2003 | 4 | 4 | 0 | 0.500 | 12-4-0 |
| 2004 | 2 | 6 | 0 | 0.250 | 8-8-0 |
| 2005 | 3 | 5 | 0 | 0.375 | 6-10-0 |
| 2006 | 4 | 4 | 0 | 0.500 | 8-8-0 |
| 2007 | 2 | 6 | 0 | 0.250 | 3-13-0 |
| 2008 | 1 | 7 | 0 | 0.125 | 2-14-0 |
| 2009 | 1 | 7 | 0 | 0.125 | 1-15-0 |
| 2010 | 2 | 6 | 0 | 0.250 | 7-9-0 |
| 2011 | 1 | 7 | 0 | 0.125 | 2-14-0 |
| 2012 | 3 | 4 | 1 | 0.438 | 7-8-1 |
| 2013 | 2 | 6 | 0 | 0.286 | 7-9-0 |
| 2014 | 3 | 5 | 0 | 0.375 | 6-10-0 |
| 2015 | 2 | 6 | 0 | 0.250 | 7-9-0 |
| 2016 | 3 | 5 | 0 | 0.375 | 4-12-0 |
| 2017 | 7 | 1 | 0 | 0.875 | 11-5-0 |
| 2018 | 6 | 2 | 0 | 0.750 | 13-3-0 |
| 2019 | 4 | 4 | 0 | 0.500 | 9-7-0 |
| 2020 | 4 | 4 | 0 | 0.500 | 10-6-0 |
| 2021 | 7 | 2 | 0 | 0.778 | 12-5-0 |
| 2022 | 1 | 7 | 0 | 0.125 | 5-12-0 |
| 2023 | 5 | 4 | 0 | 0.556 | 10-7-0 |
| Totals | 275 | 337 | 11 | 0.450 | 614-599-21 |


* Record includes neutral site game
+ Rams played Pittsburgh in New Orleans and were the road team
^ Rams played Chicago Cardinals in Buffalo and were the road team



Month-To-Month Records



| | <u>AUG.</u> W-L-T | <u>SEPT.</u> W-L-T | <u>OCT.</u> W-L-T | <u>NOV.</u> W-L-T | <u>DEC.</u> W-L-T | <u>JAN.</u> W-L-T | <u>FEB.</u> W-L-T | <u>SEASON</u> W-L-T |
|------|----------------------|-----------------------|----------------------|----------------------|----------------------|----------------------|----------------------|------------------------|
| 1937 | | 1-2 | 0-5 | 0-3 | | | | 1-10 |
| 1938 | | 0-3 | 3-1 | 0-3 | 1-0 | | | 4-7 |
| 1939 | | 0-2 | 2-2-1 | 2-1 | 1-0 | | | 5-5-1 |
| 1940 | | 1-1 | 1-3 | 2-2 | 0-0-1 | | | 4-6-1 |
| 1941 | | 2-1 | 0-4 | 0-4 | | | | 2-9 |
| 1942 | | 2-1 | 1-3 | 2-2 | | | | 5-6 |
| 1944 | | 1-0 | 2-2 | 1-3 | 0-1 | | | 4-6 |
| 1945 | | 1-0 | 3-1 | 4-0 | 2-0 * | | | 10-1 * |
| 1946 | | 0-1 | 2-1-1 | 2-2 | 2-0 | | | 6-4-1 |
| 1947 | | 1-0 | 2-2 | 1-4 | 2-0 | | | 6-6 |
| 1948 | | 1-0 | 1-3-1 | 2-2 | 2-0 | | | 6-5-1 |
| 1949 | | 1-0 | 5-0 | 1-1-2 | 1-2 * | | | 8-3-2 * |
| 1950 | | 1-1 | 4-1 | 3-1 | 2-1 * | | | 10-4 * |
| 1951 | | 1-0 | 2-2 | 3-1 | 3-1 * | | | 9-4 * |
| 1952 | | 0-1 | 2-2 | 5-0 | 2-1 * | | | 9-4 * |
| 1953 | | 1-0 | 3-1 | 2-2-1 | 2-0 | | | 8-3-1 |
| 1954 | | 1-0 | 1-3-1 | 3-1 | 1-1 | | | 6-5-1 |
| 1955 | | 1-0 | 3-2 | 2-1-1 | 2-1 * | | | 8-4-1 * |
| 1956 | | 1-0 | 0-4 | 1-3 | 2-1 | | | 4-8 |
| 1957 | | 1-0 | 1-3 | 2-2 | 2-1 | | | 6-6 |
| 1958 | | 0-1 | 2-2 | 4-1 | 2-0 | | | 8-4 |
| 1959 | | 0-1 | 2-2 | 0-5 | 0-2 | | | 2-10 |
| 1960 | | 0-1 | 1-3-1 | 2-1 | 1-2 | | | 4-7-1 |
| 1961 | | 0-2 | 1-4 | 2-2 | 1-2 | | | 4-10 |
| 1962 | | 0-3 | 1-3 | 0-3-1 | 0-3 | | | 1-12-1 |
| 1963 | | 0-3 | 2-2 | 2-2 | 1-2 | | | 5-9 |
| 1964 | | 2-0-1 | 2-2 | 1-4 | 0-1-1 | | | 5-7-2 |
| 1965 | | 1-1 | 0-5 | 1-3 | 2-1 | | | 4-10 |
| 1966 | | 3-1 | 1-3 | 3-1 | 1-1 | | | 8-6 |
| 1967 | | 2-0 | 2-1-2 | 4-0 | 3-1 * | | | 11-2-2 * |
| 1968 | | 3-0 | 3-1 | 3-0-1 | 1-2 | | | 10-3-1 |
| 1969 | | 2-0 | 4-0 | 5-0 | 0-4 * | | | 11-4 * |
| 1970 | | 2-0 | 2-2 | 3-1-1 | 2-1 | | | 9-4-1 |
| 1971 | | 0-1-1 | 4-1 | 2-2 | 2-1 | | | 8-5-1 |
| 1972 | | 1-0-1 | 3-2 | 1-3 | 1-2 | | | 6-7-1 |
| 1973 | | 3-0 | 3-1 | 3-1 | 3-1 * | | | 12-3 * |
| 1974 | | 2-1 | 3-1 | 3-1 | 3-2 * | | | 11-5 * |
| 1975 | | 1-1 | 4-0 | 4-1 | 4-0 * | 0-1 * | | 13-3 * |
| 1976 | | 2-0-1 | 4-1 | 2-2 | 3-1 * | | | 11-4-1 * |
| 1977 | | 1-1 | 3-2 | 4-0 | 2-2 * | | | 10-5 * |
| 1978 | | 4-0 | 3-2 | 3-1 | 3-1 * | 0-1 * | | 13-5 * |
| 1979 | | 3-2 | 1-3 | 3-1 | 3-1 * | 1-1 * | | 11-8 * |
| 1980 | | 2-2 | 3-1 | 4-1 | 2-2 * | | | 11-6 * |
| 1981 | | 2-2 | 2-2 | 1-4 | 1-2 | | | 6-10 |
| 1982 | | 0-2 | strike | 1-1 | 0-4 | 1-0 | | 2-7 |
| 1983 | | 2-2 | 3-2 | 3-1 | 2-2 * | 0-1 * | | 10-8 * |
| 1984 | | 3-2 | 2-2 | 3-1 | 2-2 * | | | 10-7 * |
| 1985 | | 4-0 | 3-1 | 2-2 | 2-2 | 1-1 * | | 12-6 * |
| 1986 | | 3-1 | 3-1 | 3-2 | 1-3 * | | | 10-7 * |
| 1987 | | 0-2 | 1-3 | 3-2 | 2-2 | | | 6-9 |
| 1988 | | 4-0 | 3-2 | 0-4 | 3-1 * | | | 10-7 * |
| 1989 | | 3-0 | 2-3 | 3-1 | 4-1 * | 1-1 * | | 13-6 * |
| 1990 | | 1-2 | 1-3 | 2-2 | 1-4 | | | 5-11 |
| 1991 | | 2-3 | 1-2 | 0-4 | 0-4 | | | 3-13 |
| 1992 | | 2-2 | 1-2 | 1-4 | 2-2 | | | 6-10 |
| 1993 | | 2-2 | 0-4 | 1-2 | 1-3 | 1-0 | | 5-11 |
| 1994 | | 2-2 | 1-3 | 1-3 | 0-4 | | | 4-12 |
| 1995 | | 4-0 | 1-3 | 1-3 | 1-3 | | | 7-9 |
| 1996 | | 1-3 | 1-3 | 1-3 | 3-1 | | | 6-10 |
| 1997 | 1-0 | 1-3 | 0-3 | 1-4 | 2-1 | | | 5-11 |
| 1998 | | 1-3 | 1-2 | 1-4 | 1-3 | | | 4-12 |
| 1999 | | 2-0 | 4-1 | 3-1 | 4-0 | 3-1 * | | 16-3 * |
| 2000 | | 4-0 | 3-1 | 1-3 | 2-3 * | | | 10-7 * |
| 2001 | | 3-0 | 3-1 | 2-1 | 5-0 | 3-0 * | 0-1 * | 16-3 * |
| 2002 | | 0-4 | 2-1 | 3-1 | 2-3 | | | 7-9 |
| 2003 | | 2-2 | 3-0 | 4-1 | 3-1 | 0-1 * | | 12-5 * |
| 2004 | | 1-2 | 3-1 | 1-3 | 2-2 | 2-1 * | | 9-9 * |
| 2005 | | 2-1 | 2-3 | 1-2 | 0-4 | 1-0 | | 6-10 |
| 2006 | | 2-1 | 2-2 | 1-3 | 3-2 | | | 8-8 |
| 2007 | | 0-4 | 0-4 | 2-1 | 1-4 | | | 3-13 |
| 2008 | | 0-4 | 2-1 | 0-5 | 0-4 | | | 2-14 |
| 2009 | | 0-3 | 0-4 | 1-3 | 0-4 | 0-1 | | 1-15 |
| 2010 | | 1-2 | 3-2 | 1-2 | 2-2 | 0-1 | | 7-9 |
| 2011 | | 0-3 | 1-3 | 1-3 | 0-4 | 0-1 | | 2-14 |
| 2012 | | 2-2 | 1-3 | 1-1-1 | 3-2 | | | 7-8-1 |
| 2013 | | 1-3 | 2-2 | 2-1 | 2-3 | | | 7-9 |
| 2014 | | 1-2 | 1-3 | 3-2 | 1-3 | | | 6-10 |
| 2015 | | 1-2 | 2-1 | 1-4 | 3-1 | 0-1 | | 7-9 |
| 2016 | | 2-1 | 1-3 | 1-3 | 0-4 | 0-1 | | 4-12 |
| 2017 | | 2-1 | 3-1 | 3-1 | 3-2 | 0-1 * | | 11-6 * |
| 2018 | | 4-0 | 4-0 | 2-1 | 3-2 | 2-0 * | 0-1 * | 15-4 * |
| 2019 | | 3-1 | 2-2 | 1-2 | 3-2 | | | 9-7 |
| 2020 | | 2-1 | 3-1 | 2-2 | 2-2 | 2-1 | | 9-7 |
| 2021 | | 3-0 | 4-1 | 0-3 | 4-0 | 4-1 * | 1-0 * | 16-5 * |
| 2022 | | 2-1 | 1-3 | 0-4 | 2-2 | 0-2 | | 5-1 |




Month-To-Month Records



| | | | | | | | | |
|--------------|------------|------------------|------------------|------------------|------------------|--------------|------------|-------------------|
| 2023 | | 1-2 | 2-3 | 2-1 | 4-1 | 1-1 * | | 10-7 * |
| Reg. Season | 1-0 | 130-107-4 | 172-177-7 | 164-175-8 | 139-131-2 | 8-10 | | 614-599-21 |
| Postseason | - | - | - | - | 10-15 | 15-11 | 1-2 | 26-28 |
| Total | 1-0 | 130-107-4 | 172-177-7 | 164-175-8 | 149-146-2 | 23-21 | 1-2 | 640-627-21 |

*Denotes there was a postseason game played in that month/season
 Please note there were no games played during the 1943 season as operation was suspended/World War II





Rams Overtime Games



The Rams have played in 38 overtime games, 35 in the regular season and three in the playoffs, since the NFL adopted the extra period in 1974. The Rams have a 18-18-2 record overall in overtime games.

| | Score by Quarters | | | | | Total | Winning Score |
|--|-------------------|----|----|----|----|-------|--------------------------------------|
| | 1 | 2 | 3 | 4 | OT | | |
| Oct. 12, 1975 at San Diego (San Diego Stadium, Win) | | | | | | | |
| Chargers | 0 | 0 | 10 | 0 | 0 | 10 | Dempsey 22-yard field goal |
| Rams | 0 | 3 | 7 | 0 | 3 | 13 | |
| Sept. 19, 1976 at Minnesota (Metropolitan Stadium, Tie) | | | | | | | |
| Vikings | 0 | 3 | 0 | 7 | 0 | 10 | |
| Rams | 0 | 0 | 0 | 10 | 0 | 10 | |
| Dec. 2, 1979 vs. Minnesota (Memorial Coliseum, Win) | | | | | | | |
| Rams | 7 | 7 | 7 | 0 | 6 | 27 | Cromwell 5-yard run |
| Minnesota | 7 | 7 | 0 | 7 | 0 | 21 | |
| Dec. 7, 1980 at Buffalo (Rich Stadium, Loss) | | | | | | | |
| Bills | 0 | 0 | 7 | 0 | 3 | 10 | Mike-Mayer 30-yard field goal |
| Rams | 0 | 0 | 7 | 0 | 0 | 7 | |
| Dec. 21, 1980 vs. Atlanta (Anaheim Stadium, Win) | | | | | | | |
| Rams | 3 | 0 | 14 | 0 | 3 | 20 | Corral 23-yard field goal |
| Falcons | 7 | 7 | 0 | 3 | 0 | 17 | |
| Sept. 25, 1983 at New York Jets (Shea Stadium, Loss) | | | | | | | |
| New York Jets | 7 | 7 | 7 | 3 | 3 | 27 | Leahy 22-yard field goal |
| Rams | 14 | 0 | 3 | 7 | 0 | 24 | |
| Oct. 5, 1986 vs. Tampa Bay (Anaheim Stadium, Win) | | | | | | | |
| Rams | 14 | 3 | 0 | 3 | 6 | 26 | Dickerson 42-yard run |
| Buccaneers | 0 | 10 | 7 | 3 | 0 | 20 | |
| Dec. 14, 1986 vs. Miami (Anaheim Stadium, Loss) | | | | | | | |
| Dolphins | 0 | 21 | 7 | 3 | 6 | 37 | Duper 20-yard pass from Marino |
| Rams | 0 | 7 | 14 | 10 | 0 | 31 | |
| Nov. 5, 1989 at Minnesota (Hubert Humphery Metrodome, Loss) | | | | | | | |
| Vikings | 3 | 9 | 6 | 3 | 2 | 23 | Safety, Merriweather blocked punt |
| Rams | 7 | 0 | 0 | 14 | 0 | 21 | |
| Nov. 26, 1989 at New Orleans (Louisiana Superdome, Win) | | | | | | | |
| Saints | 7 | 3 | 7 | 0 | 0 | 17 | Lansford 31-yard field goal |
| Rams | 0 | 3 | 0 | 14 | 3 | 20 | |
| Jan. 7, 1990 at New York Giants (Giants Stadium, Win) NFC Divisional Playoff Game | | | | | | | |
| New York Giants | 6 | 0 | 7 | 0 | 0 | 13 | Anderson 30-yard pass from Everett |
| Rams | 0 | 7 | 0 | 6 | 6 | 19 | |
| Oct. 7, 1990 vs. Cincinnati (Anaheim Stadium, Loss) | | | | | | | |
| Rams | 0 | 7 | 14 | 10 | 0 | 31 | Breech 44-yard |
| Bengals | 14 | 7 | 7 | 3 | 3 | 34 | |
| Sept. 29, 1996 at Arizona (Sun Devil Stadium, Loss) | | | | | | | |
| Cardinals | 0 | 14 | 0 | 14 | 3 | 31 | Davis 24-yard field goal |
| Rams | 7 | 14 | 7 | 0 | 0 | 28 | |
| Oct. 27, 1996 at Baltimore (Memorial Stadium, Loss) | | | | | | | |
| Ravens | 0 | 6 | 11 | 14 | 6 | 37 | Jackson 22-yard pass from Testaverde |
| Rams | 7 | 6 | 7 | 11 | 0 | 31 | |
| Sept. 9, 2001 at Philadelphia (Veterans Stadium, Win) | | | | | | | |
| Eagles | 3 | 0 | 0 | 14 | 0 | 17 | Wilkins 26-yard field goal |
| Rams | 7 | 7 | 3 | 0 | 3 | 20 | |
| Sept. 14, 2003 vs. San Francisco (Edward Jones Dome, Win) | | | | | | | |
| Rams | 7 | 0 | 7 | 10 | 3 | 27 | Wilkins 28-yard field goal |
| 49ers | 7 | 3 | 7 | 7 | 0 | 24 | |
| Nov. 23, 2003 at Arizona (Sun Devil Stadium, Win) | | | | | | | |
| Cardinals | 0 | 10 | 7 | 10 | 0 | 27 | Wilkins 49-yard field goal |
| Rams | 14 | 3 | 7 | 3 | 3 | 30 | |
| Jan. 10, 2004 vs. Carolina (Edward Jones Dome, Loss) NFC Divisional Playoff Game - 2 OT | | | | | | | |
| Panthers | 0 | 10 | 6 | 7 | 0 | 6 | Smith 69-yard pass from Delhomme |
| Rams | 3 | 6 | 3 | 11 | 0 | 0 | |
| Sept. 26, 2004 vs. New Orleans (Edward Jones Dome, Loss) | | | | | | | |
| Rams | 7 | 3 | 0 | 15 | 0 | 25 | Carney 31-yard field goal |
| Saints | 0 | 13 | 3 | 9 | 3 | 28 | |
| Oct. 10, 2004 at Seattle (Qwest Field, Win) | | | | | | | |
| Seahawks | 7 | 17 | 0 | 3 | 0 | 27 | McDonald 52-yard pass from Bulger |
| Rams | 0 | 7 | 3 | 17 | 6 | 33 | |



Rams Overtime Games



| | Score by Quarters | | | | | OT | Total | Winning Score |
|--|-------------------|----|----|----|---|----|--------------------------------------|---------------|
| | 1 | 2 | 3 | 4 | | | | |
| Jan., 2, 2005 vs. New York Jets (Edward Jones Dome, Win) | | | | | | | | |
| Rams | 0 | 14 | 7 | 8 | 3 | 32 | Wilkins 31-yard field goal | |
| New York Jets | 3 | 7 | 16 | 3 | 0 | 29 | | |
| Nov. 27, 2005 at Houston (Reliant Stadium, Win) | | | | | | | | |
| Texans | 7 | 17 | 0 | 3 | 0 | 27 | Curtis 56-yard pass from Fitzpatrick | |
| Rams | 0 | 3 | 7 | 17 | 6 | 33 | | |
| Dec. 24, 2006 vs. Washington (Edward Jones Dome, Win) | | | | | | | | |
| Redskins | 7 | 14 | 7 | 3 | 0 | 31 | Jackson 21-yard run | |
| Rams | 0 | 14 | 14 | 3 | 6 | 37 | | |
| Oct. 18, 2009 at Jacksonville (Municipal Stadium, Loss) | | | | | | | | |
| Jaguars | 6 | 0 | 0 | 14 | 3 | 23 | Scobee 36-yard field goal | |
| Rams | 7 | 3 | 0 | 10 | 0 | 20 | | |
| Nov. 14, 2010 at San Francisco (Candlestick Park, Loss) | | | | | | | | |
| 49ers | 7 | 3 | 0 | 10 | 3 | 23 | Nedney 29-yard field goal | |
| Rams | 3 | 7 | 7 | 3 | 0 | 20 | | |
| Nov. 6, 2011 at Arizona (University of Phoenix Stadium, Loss) | | | | | | | | |
| Cardinals | 3 | 0 | 3 | 7 | 6 | 19 | Peterson 99-yard punt return | |
| Rams | 3 | 6 | 4 | 0 | 0 | 13 | | |
| Nov. 11, 2012 at San Francisco (Candlestick Park, Tie) | | | | | | | | |
| 49ers | 0 | 7 | 0 | 17 | 0 | 24 | | |
| Rams | 14 | 0 | 3 | 7 | 0 | 24 | | |
| Dec. 2, 2012 vs. San Francisco (Edward Jones Dome, Win) | | | | | | | | |
| Rams | 0 | 0 | 2 | 11 | 3 | 16 | Zuerlein 54-yard field goal | |
| 49ers | 7 | 0 | 0 | 6 | 0 | 13 | | |
| Sept. 13, 2015 vs. Seattle (Edward Jones Dome, Win) | | | | | | | | |
| Rams | 0 | 10 | 14 | 7 | 3 | 34 | Zuerlein 37-yard field goal | |
| Seahawks | 7 | 3 | 3 | 18 | 0 | 31 | | |
| Nov. 8, 2015 at Minnesota (TCF Bank Stadium, Loss) | | | | | | | | |
| Vikings | 10 | 0 | 8 | 0 | 3 | 21 | Walsh 40-yard field goal | |
| Rams | 6 | 9 | 0 | 3 | 0 | 18 | | |
| Jan. 3, 2016 at San Francisco (Levi's Stadium, Loss) | | | | | | | | |
| 49ers | 0 | 10 | 3 | 3 | 3 | 19 | Dawson 23-yard field goal | |
| Rams | 3 | 13 | 0 | 0 | 0 | 16 | | |
| Jan. 20, 2019 at New Orleans (Mercedes-Benz Superdome, Win) NFC Championship Game | | | | | | | | |
| Saints | 13 | 0 | 7 | 3 | 0 | 23 | Zuerlein 57-yard field goal | |
| Rams | 0 | 10 | 7 | 6 | 3 | 26 | | |
| Jan. 9, 2022 vs San Francisco (SoFi Stadium, Loss) | | | | | | | | |
| 49ers | 0 | 3 | 14 | 7 | 3 | 27 | Gould 24-yard field goal | |
| Rams | 3 | 14 | 0 | 7 | 0 | 24 | | |
| Jan. 8, 2023 vs Seattle (Lumen Field, Loss) | | | | | | | | |
| Seahawks | 6 | 0 | 7 | 3 | 3 | 19 | Myers 32-yard field goal | |
| Rams | 3 | 10 | 3 | 0 | 0 | 16 | | |
| Oct. 1, 2023 at Indianapolis (Lucas Oil Stadium, Won) | | | | | | | | |
| Colts | 0 | 0 | 8 | 0 | 0 | 26 | Nacua 22yd. pass from Stafford | |
| Rams | 14 | 6 | 3 | 15 | 6 | 29 | | |
| Dec. 10, 2023 at Baltimore (M&T Bank Stadium, Loss) | | | | | | | | |
| Ravens | 7 | 10 | 3 | 11 | 6 | 37 | Wallace 76 yd. punt return | |
| Rams | 3 | 17 | 2 | 9 | 0 | 31 | | |



Rams In Primetime



Rams on Monday Night



| Year | Date | Opponent | Network | Score | W/L | Attendance |
|------|----------|-------------------------|---------|-------|-----|------------|
| 1968 | Sept. 16 | at St. Louis | -- | 24-13 | W | 49,757 |
| 1970 | Oct. 26 | at Minnesota | (ABC) | 3-13 | L | 47,900 |
| | Dec. 14 | vs. Detroit | (ABC) | 23-28 | L | 79,441 |
| 1971 | Nov. 8 | at Baltimore | (ABC) | 17-24 | L | 57,722 |
| | Dec. 13 | vs. Washington | (ABC) | 24-38 | L | 80,402 |
| 1972 | Dec. 4 | at San Francisco | (ABC) | 26-16 | W | 61,214 |
| 1973 | Dec. 10 | vs. New York Gaints | (ABC) | 40-6 | W | 73,328 |
| 1974 | Nov. 4 | at San Francisco | (ABC) | 15-13 | W | 57,502 |
| | Dec. 9 | vs. Washington | (ABC) | 17-23 | L | 87,313 |
| 1975 | Nov. 3 | at Philadelphia | (ABC) | 42-3 | W | 64,601 |
| 1976 | Oct. 11 | vs. San Francisco | (ABC) | 0-16 | L | 80,532 |
| | Nov. 8 | at Cincinnati | (ABC) | 12-20 | L | 52,480 |
| 1977 | Oct. 10 | at Chicago | (ABC) | 23-24 | L | 51,412 |
| | Oct. 24 | vs. Minnesota | (ABC) | 35-3 | W | 62,414 |
| 1978 | Oct. 30 | at Atlanta | (ABC) | 7-15 | L | 57,250 |
| | Dec. 11 | vs. Cincinnati | (ABC) | 19-20 | L | 47,471 |
| 1979 | Nov. 19 | vs. Atlanta | (ABC) | 20-14 | W | 54,097 |
| 1980 | Nov. 24 | at New Orleans | (ABC) | 27-7 | W | 53,448 |
| | Dec. 15 | vs. Dallas | (ABC) | 38-14 | W | 65,154 |
| 1981 | Sept. 28 | at Chicago | (ABC) | 24-7 | W | 62,461 |
| | Dec. 14 | vs. Atlanta | (ABC) | 21-16 | W | 57,054 |
| 1983 | Nov. 14 | at Atlanta | (ABC) | 36-13 | W | 31,203 |
| 1984 | Sept. 3 | vs. Dallas | (ABC) | 13-20 | L | 65,403 |
| | Oct. 22 | at Atlanta | (ABC) | 24-10 | W | 52,861 |
| 1985 | Sept. 23 | at Seattle | (ABC) | 35-24 | W | 63,292 |
| | Dec. 9 | at San Francisco | (ABC) | 27-20 | W | 60,581 |
| | Dec. 23 | vs. Los Angeles Raiders | (ABC) | 6-16 | L | 66,676 |
| 1986 | Nov. 3 | at Chicago | (ABC) | 20-17 | W | 64,877 |
| 1987 | Oct. 26 | at Cleveland | (ABC) | 17-30 | L | 76,933 |
| | Nov. 23 | at Washington | (ABC) | 30-26 | W | 53,614 |
| | Dec. 21 | vs. Dallas | (ABC) | 21-29 | L | 64,949 |
| 1988 | Dec. 5 | vs. Chicago | (ABC) | 23-3 | W | 65,579 |
| 1989 | Oct. 16 | at Buffalo | (ABC) | 20-23 | L | 76,231 |
| | Dec. 11 | vs. San Francisco | (ABC) | 27-30 | L | 67,959 |
| 1990 | Oct. 29 | at Pittsburgh | (ABC) | 10-41 | L | 56,466 |
| | Dec. 17 | vs. San Francisco | (ABC) | 10-26 | L | 65,619 |
| | Dec. 31 | at New Orleans | (ABC) | 17-20 | L | 68,647 |
| 1991 | Nov. 25 | vs. San Francisco | (ABC) | 10-33 | L | 61,881 |
| 2000 | Sept. 4 | vs. Denver | (ABC) | 41-36 | W | 65,956 |
| | Nov. 20 | vs. Washington | (ABC) | 20-33 | L | 66,087 |
| | Dec. 18 | at Tampa Bay | (ABC) | 35-38 | L | 65,563 |
| 2001 | Oct. 8 | at Detroit | (ABC) | 35-0 | W | 77,765 |
| | Nov. 26 | vs. Tampa Bay | (ABC) | 17-24 | L | 66,198 |
| | Dec. 17 | at New Orleans | (ABC) | 34-21 | W | 70,332 |
| 2002 | Sept. 23 | at Tampa Bay | (ABC) | 14-26 | L | 65,652 |
| | Nov. 18 | vs. Chiacgo | (ABC) | 21-16 | W | 66,250 |
| | Dec. 30 | vs. San Francisco | (ABC) | 31-20 | W | 66,118 |
| 2003 | Oct. 13 | vs. Atlanta | (ABC) | 36-0 | W | 66,075 |
| | Dec. 8 | at Cleveland | (ABC) | 26-20 | W | 73,108 |
| 2004 | Oct. 18 | vs. Tampa Bay | (ABC) | 28-21 | W | 66,040 |
| | Nov. 29 | at Green Bay | (ABC) | 17-45 | L | 70,385 |
| | Dec. 27 | vs. Philadelphia | (ABC) | 20-7 | W | 66,129 |
| 2005 | Oct. 17 | at Indianapolis | (ABC) | 28-45 | L | 57,703 |
| 2006 | Dec. 11 | vs. Chicago | (ESPN) | 27-42 | L | 66,234 |
| 2011 | Sept. 19 | at New York Giants | (ESPN) | 16-28 | L | 78,290 |
| | Dec. 12 | at Seattle | (ESPN) | 13-30 | L | 66,577 |
| 2013 | Oct. 28 | vs. Seattle | (ESPN) | 9-14 | L | 55,966 |
| 2014 | Oct. 13 | vs. San Francisco | (ESPN) | 17-31 | L | 56,802 |
| 2016 | Sept. 12 | at San Francisco | (ESPN) | 0-28 | L | 70,178 |
| 2018 | Sept. 10 | at Oakland | (ESPN) | 33-13 | W | 53,857 |
| | Nov. 19 | vs. Kansas City | (ESPN) | 54-51 | W | 77,002 |
| 2019 | Nov. 25 | vs. Baltimore | (ESPN) | 45-6 | L | 72,409 |
| 2020 | Oct. 26 | vs. Chicago | (ESPN) | 24-10 | W | 0 |
| 2020 | Nov. 23 | at Tampa Bay | (ESPN) | 27-24 | W | 15,730 |
| 2021 | Nov. 15 | at San Francisco | (ESPN) | 10-31 | L | 64,256 |
| | Dec. 14 | at Arizona | (ESPN) | 30-23 | W | 63,999 |
| 2022 | Oct. 3 | at San Francisco | (ESPN) | 9-24 | L | 71,597 |
| | Dec. 19 | at Green Bay | (ESPN) | 12-24 | L | 77,269 |
| 2023 | Sept. 25 | at Cincinnati | (ESPN) | 16-19 | L | 68,158 |

Totals:Monday Night Football Record: **32-37**Home: **14-17**Road: **18-20**Games after Monday Night: **41-23**

(NOTE - 3 MNF games were to end the regular season, 2 MNF games were followed with a bye)

Games after Monday Night win: **19-12**Games after Monday Night loss: **22-11**



Rams on Sunday Night



| Year | Date | Opponent | Network | Score | W/L | Attendance |
|------|--------------|------------------|---------|-------|-----|------------|
| 1979 | Oct. 14 | at Dallas | (ABC) | 6-30 | L | 64,462 |
| 1981 | Oct. 18 | at Dallas | (ABC) | 17-29 | L | 64,649 |
| 1987 | Dec. 27 | at San Francisco | (ESPN) | 0-48 | L | 57,950 |
| 1988 | Dec. 18 | at San Francisco | (ESPN) | 38-16 | W | 62,444 |
| 1989 | Nov. 26 | at New Orleans | (ESPN) | 20-17 | W | 64,274 |
| 1990 | Oct. 14 | at Chicago | (TNT) | 9-38 | L | 59,383 |
| 1991 | Sept. 15 | at New Orleans | (TNT) | 7-24 | L | 68,583 |
| | Dec. 22 | at Seattle | (ESPN) | 9-23 | L | 51,100 |
| 1992 | Oct. 11 | at New Orleans | (TNT) | 10-13 | L | 68,591 |
| | Dec. 6 | at Tampa Bay | (ESPN) | 31-27 | W | 38,387 |
| 1994 | Nov. 20 | at San Francisco | (ESPN) | 27-31 | L | 62,774 |
| 1996 | Nov. 24 | vs. Green Bay | (ESPN) | 9-24 | L | 61,499 |
| 1997 | Dec. 14 | vs. Chicago | (ESPN) | 10-13 | L | 66,030 |
| 2000 | Nov. 5 | vs. Carolina | (ESPN) | 24-27 | L | 66,048 |
| 2001 | Nov. 18 | at New England | (ESPN) | 24-17 | W | 60,292 |
| 2002 | Dec. 15 | vs. Arizona | (ESPN) | 30-28 | W | 65,939 |
| 2003 | Nov. 9 | vs. Baltimore | (ESPN) | 33-22 | W | 66,085 |
| 2004 | Oct. 3 | at San Francisco | (ESPN) | 24-14 | W | 66,696 |
| 2005 | Jan. 1, 2006 | at Dallas | (ESPN) | 20-10 | W | 63,131 |
| 2010 | Jan. 2, 2011 | at Seattle | (NBC) | 6-16 | L | 67,325 |
| 2018 | Dec. 9 | at Chicago | (NBC) | 6-15 | L | 61,695 |
| | Dec. 16 | vs. Philadelphia | (NBC) | 23-30 | L | 74,210 |
| 2019 | Sept. 22 | at Cleveland | (NBC) | 20-13 | W | 67,431 |
| | Nov. 10 | vs. Chicago | (NBC) | 17-7 | W | 70,758 |
| | Dec. 8 | vs. Seattle | (NBC) | 28-12 | W | 71,501 |
| 2020 | Sept. 13 | vs. Dallas | (NBC) | 20-17 | W | 0 |
| 2020 | Oct. 18 | at San Francisco | (NBC) | 24-16 | L | 0 |
| 2021 | Sep. 12 | vs. Chicago | (NBC) | 34-14 | W | 70,445 |
| | Nov. 7 | vs. Tennessee | (NBC) | 16-28 | L | 71,785 |
| 2023 | Jan. 14 | at. Detroit* | (NBC) | 23-24 | L | 66,367 |

Totals: Sunday Night Record: 13-17

Home: 6-5

Road: 7-12

*Note Wild Card Game



Rams on Thursday Night



| Year | Date | Opponent | Network | Score | W/L | Attendance |
|------|----------|-------------------|---------------|-------|-----|------------|
| 1979 | Sept. 6 | at Denver | (ABC) | 13-9 | W | 74,884 |
| 1980 | Sept. 11 | at Tampa Bay | (ABC) | 9-10 | L | 66,576 |
| 1982 | Dec. 2 | vs. San Francisco | (ABC) | 24-30 | L | 58,754 |
| 1993 | Oct. 14 | at Atlanta | (TNT) | 24-30 | L | 45,231 |
| 1995 | Oct. 12 | vs. Atlanta | (TNT) | 21-19 | W | 59,700 |
| 1998 | Dec. 3 | at Philadelphia | (ESPN) | 14-17 | L | 66,155 |
| 2007 | Dec. 20 | vs. Pittsburgh | (NFL Network) | 24-41 | L | 65,705 |
| 2012 | Oct. 4 | vs. Arizona | (NFL Network) | 17-3 | W | 54,641 |
| 2013 | Sept. 26 | vs. San Francisco | (NFL Network) | 11-35 | L | 56,626 |
| 2014 | Dec. 11 | vs. Arizona | (NFL Network) | 6-12 | L | 58,898 |
| 2015 | Dec. 17 | vs. Tampa Bay | (NFL Network) | 31-23 | W | 51,295 |
| 2016 | Dec. 15 | at Seattle | (NFL Network) | 3-24 | L | 69,067 |
| 2017 | Sept. 21 | at San Francisco | (NFL Network) | 41-39 | W | 70,178 |
| 2018 | Sept. 27 | vs. Minnesota | (NFL Network) | 38-31 | W | 72,027 |
| 2019 | Oct. 3 | at Seattle | (NFL Network) | 30-29 | L | 68,988 |
| 2020 | Dec. 10 | vs. New England | (NFL Network) | 24-3 | W | 0 |
| 2021 | Oct. 7 | at Seattle | (NFL Network) | 26-17 | W | 68,747 |
| 2022 | Sept. 8 | vs. Buffalo | (NBC) | 31-10 | L | 73,846 |
| | Dec. 8 | vs. Las Vegas | (Prime Video) | 17-16 | W | 74,738 |
| 2023 | Dec. 21 | vs. New Orleans | (Prime Video) | 30-22 | W | 73,228 |

Totals: Thursday Night Record: 10-10

Home: 7-5

Road: 3-5



Rams on Friday Night



| Year | Date | Opponent | Network | Score | W/L | Attendance |
|------|----------|-------------------------|---------|-------|-----|-------------|
| 1949 | Sept. 23 | vs. Detroit Lions | N/A | 27-24 | W | 17,878 |
| 1950 | Sept. 22 | vs. New York Yanks | N/A | 45-28 | W | 23,768 |
| 1951 | Sept. 28 | vs. New York Yanks | N/A | 54-14 | W | 30,310 |
| 1952 | Oct. 3 | vs. Detroit Lions | N/A | 17-14 | L | 42,743 |
| 1960 | Sept. 23 | vs. St. Louis Cardinals | N/A | 43-21 | L | Unavailable |
| 1966 | Sept. 16 | vs. Chicago Bears | N/A | 31-17 | W | Unavailable |
| 1966 | Sept. 30 | vs. San Francisco 49ers | N/A | 34-3 | W | Unavailable |
| 1967 | Sept. 22 | vs. Minnesota Vikings | N/A | 39-3 | W | Unavailable |
| 1970 | Sept. 18 | vs. St. Louis Cardinals | N/A | 34-13 | W | Unavailable |
| 1984 | Dec. 14 | at San Francisco | (ABC) | 16-19 | L | 59,743 |
| 1986 | Dec. 19 | at San Francisco | (ABC) | 14-24 | L | 60,366 |

Totals: Friday Night Record: 7-4

Home: 7-2

Road: 0-2



Rams on Saturday Night



| Year | Date | Opponent | Network | Score | W/L | Attendance |
|------|---------|------------------|-------------------|-------|-----|------------|
| 1975 | Dec. 20 | vs. Pittsburgh | | 10-3 | W | 69,389 |
| 1976 | Dec. 11 | at Detroit | (ABC) | 20-17 | W | 73,470 |
| 2019 | Dec. 21 | at San Francisco | (FOX/NFL Network) | 34-31 | L | 70,103 |

Totals: Saturday Night Record: 2-1

Home: 1-0

Road: 1-1



Rams on Tuesday Night



| Year | Date | Opponent | Network | Score | W/L | Attendance |
|------|---------|-------------|---------|-------|-----|------------|
| 2021 | Dec. 21 | vs. Seattle | (FOX) | 20-10 | W | 71,565 |

Totals: Tuesday Night Record: 1-0 Home: 1-0 Road: 0-0

Primetime Totals: 64-67

Home: 35-29

Road: 29-40

Los Angeles Rams

All-time Regular Season Stats





INTERNATIONAL RAMS



Rams International Series Regular Season Games



| Year | Date | Opponent | Location/Stadium | Score | W/L | Attendance |
|----------------|---------|---|-------------------|-------|-----|------------|
| 2012 | Oct. 28 | New England | London/Wembley | 7-45 | L | 84,004 |
| 2016 | Oct. 23 | New York Giants | London/Twickenham | 10-17 | L | 74,121 |
| 2017 | Oct. 22 | Arizona | London/Twickenham | 33-0 | W | 73,736 |
| 2019 | Oct. 27 | Cincinnati | London/Webley | 24-10 | W | 83,720 |
| Totals: | | International Series Record: 2-2 | | | | |





2023 (10-7) 2nd, NFC West - Sean McVay



Won 10, Lost 7

| DATE | W/L | SCORE | OPPONENT |
|------------|-----|-------|------------------------|
| 9/10/2023 | W | 30-13 | at Seattle Seahawks |
| 9/17/2023 | L | 23-30 | San Francisco 49ers |
| 9/25/2023 | L | 16-19 | at Cincinnati Bengals |
| 10/1/2023 | W | 29-23 | at Indianapolis Colts |
| 10/8/2023 | L | 14-23 | Philadelphia Eagles |
| 10/15/2023 | W | 26-9 | Arizona Cardinals |
| 10/22/2023 | L | 17-24 | Pittsburgh Steelers |
| 10/29/2023 | L | 20-43 | at Dallas Cowboys |
| 11/5/2023 | L | 3-20 | at Green Bay Packers |
| 11/19/2023 | W | 17-16 | Seattle Seahawks |
| 11/26/2023 | W | 37-14 | at Arizona Cardinals |
| 12/3/2023 | W | 36-19 | Cleveland Browns |
| 12/10/2023 | L | 31-37 | at Baltimore Ravens |
| 12/17/2023 | W | 28-20 | Washington Commanders |
| 12/21/2023 | W | 30-22 | New Orleans Saints |
| 12/31/2023 | W | 26-25 | at New York Giants |
| 1/7/2024 | W | 21-20 | at San Francisco 49ers |

| | RAMS | OPPONENT |
|--------------------------|----------------|----------------|
| Total First Downs | 351 | 329 |
| Rushing | 110 | 108 |
| Passing | 206 | 193 |
| Penalty | 35 | 28 |
| 3rd Down: Made/Att | 95/226 | 88/228 |
| 3rd Down Pct. | 42.0% | 38.6% |
| 4th Down: Made/Att | 13/21 | 16/30 |
| 4th Down Pct. | 61.9% | 53.3% |
| Possession Avg. | 30:36 | 29:24 |
| Total Net Yards | 6108 | 5744 |
| Avg. Per Game | 359.3 | 337.9 |
| Total Plays | 1094 | 1078 |
| Avg. Per Play | 5.6 | 5.3 |
| Net Yards Rushing | 2045 | 1816 |
| Avg. Per Game | 120.3 | 106.8 |
| Total Rushes | 477 | 433 |
| Net Yards Passing | 4063 | 3928 |
| Avg. Per Game | 239.0 | 231.1 |
| Sacked/Yards Lost | 34/237 | 41/267 |
| Gross Yards | 4300 | 4195 |
| Attempts/Completions | 583/361 | 604/367 |
| Completion Pct. | 61.9% | 60.8% |
| Had Intercepted | 13 | 10 |
| Punts/Average | 64/48.5 | 65/46.1 |
| Net Punting Avg. | 38.5 | 41.7 |
| Penalties/Yards | 89/720 | 105/986 |
| Fumbles/Ball Lost | 11/5 | 14/5 |
| Touchdowns | 44 | 41 |
| Rushing | 18 | 14 |
| Passing | 26 | 24 |
| Returns | 0 | 3 |

| SCORE BY PERIODS | Q1 | Q2 | Q3 | Q4 | OT | Pts |
|------------------|----|-----|----|-----|----|-----|
| Rams | 84 | 119 | 83 | 113 | 6 | 404 |
| Opponents | 73 | 117 | 56 | 125 | 6 | 377 |

| SCORING | TD | Ru | Pa | Rt | PAT | FG | 2Pt | Pts |
|------------------|-----------|-----------|-----------|----------|--------------|--------------|----------|------------|
| K. Williams | 15 | 12 | 3 | 0 | 0/0 | 0/0 | 1 | 92 |
| L. Havrisik | 0 | 0 | 0 | 0 | 19/22 | 15/20 | 0 | 64 |
| B. Maher | 0 | 0 | 0 | 0 | 13/15 | 17/23 | 0 | 64 |
| P. Nacua | 6 | 0 | 6 | 0 | 0/0 | 0/0 | 0 | 36 |
| C. Kupp | 5 | 0 | 5 | 0 | 0/0 | 0/0 | 1 | 32 |
| D. Robinson | 4 | 0 | 4 | 0 | 0/0 | 0/0 | 0 | 24 |
| T. Atwell | 3 | 0 | 3 | 0 | 0/0 | 0/0 | 0 | 20 |
| R. Freeman | 2 | 2 | 0 | 0 | 0/0 | 0/0 | 0 | 12 |
| D. Henderson | 2 | 2 | 0 | 0 | 0/0 | 0/0 | 0 | 12 |
| T. Higbee | 2 | 0 | 2 | 0 | 0/0 | 0/0 | 0 | 12 |
| C. Akers | 1 | 1 | 0 | 0 | 0/0 | 0/0 | 0 | 6 |
| D. Allen | 1 | 0 | 1 | 0 | 0/0 | 0/0 | 0 | 6 |
| T. Johnson | 1 | 0 | 1 | 0 | 0/0 | 0/0 | 0 | 6 |
| B. Skowronek | 1 | 0 | 1 | 0 | 0/0 | 0/0 | 0 | 6 |
| C. Wentz | 1 | 1 | 0 | 0 | 0/0 | 0/0 | 0 | 6 |
| M. Stafford | 0 | 0 | 0 | 0 | 0/0 | 0/0 | 1 | 2 |
| Team | 44 | 18 | 26 | 0 | 32/37 | 32/43 | 4 | 404 |
| Opponents | 41 | 14 | 24 | 3 | 29/33 | 30/38 | 5 | 377 |

2-Pt. Conversions: Team 4/6, Opponents: 5/7
 Sacks: K. Turner 9.0, A. Donald 8.0, B. Young 8.0, M. Hoecht 6.0, E. Jones 4.5, J. Williams 2.0, D. Johnson 2.0, Z. VanValkenburg 1.0, B. Brown 0.5
Team: 41.0, Opponents: 34.0

| RUSHING | NO. | YDS | AVG | LONG | TD |
|-------------------|------------|-------------|------------|-----------|-----------|
| K. Williams | 228 | 1144 | 5.0 | 56 | 12 |
| R. Freeman | 77 | 319 | 4.1 | 23t | 2 |
| R. Rivers | 32 | 129 | 4.0 | 10 | 0 |
| D. Henderson | 46 | 112 | 2.4 | 16 | 2 |
| P. Nacua | 12 | 89 | 7.4 | 31 | 0 |
| M. Stafford | 21 | 65 | 3.1 | 9 | 0 |
| C. Wentz | 17 | 56 | 3.3 | 12t | 1 |
| T. Atwell | 5 | 31 | 6.2 | 22 | 0 |
| C. Akers | 22 | 29 | 1.3 | 12 | 1 |
| at Dallas Cowboys | 1 | 23 | 23.0 | 23 | 0 |
| Z. Evans | 9 | 19 | 2.1 | 5 | 0 |
| B. Rypien | 3 | 19 | 6.3 | 8 | 0 |
| B. Skowronek | 2 | 9 | 4.5 | 11 | 0 |
| V. Jefferson | 1 | 4 | 4.0 | 4 | 0 |
| C. Kupp | 1 | -3 | -3.0 | -3 | 0 |
| Rams | 477 | 2045 | 4.3 | 56 | 18 |
| Opponents | 433 | 1816 | 4.2 | 51 | 14 |

| RECEIVING | NO. | YDS | AVG | LONG | TD |
|------------------|------------|-------------|-------------|------------|-----------|
| P. Nacua | 105 | 1486 | 14.2 | 80 | 6 |
| C. Kupp | 59 | 737 | 12.5 | 62t | 5 |
| T. Higbee | 47 | 495 | 10.5 | 33 | 2 |
| T. Atwell | 39 | 483 | 12.4 | 44 | 3 |
| K. Williams | 32 | 206 | 6.4 | 24 | 3 |
| D. Robinson | 26 | 371 | 14.3 | 37 | 4 |
| D. Henderson | 10 | 103 | 10.3 | 32 | 0 |
| D. Allen | 10 | 95 | 9.5 | 21 | 1 |
| V. Jefferson | 8 | 108 | 13.5 | 46 | 0 |
| B. Skowronek | 8 | 66 | 8.3 | 20t | 1 |
| B. Hopkins | 5 | 78 | 15.6 | 29 | 0 |
| R. Rivers | 5 | 22 | 4.4 | 10 | 0 |
| A. Trammell | 4 | 29 | 7.3 | 14 | 0 |
| T. Johnson | 2 | 8 | 4.0 | 8t | 1 |
| R. Freeman | 1 | 13 | 13.0 | 13 | 0 |
| M. Stafford | 0 | 0 | 0.0 | 0 | 0 |
| Rams | 361 | 4300 | 11.9 | 80 | 26 |
| Opponents | 367 | 4195 | 11.4 | 80t | 24 |

| INTERCEPTIONS | NO. | YDS | AVG | LONG | TD |
|------------------|-----------|------------|-------------|------------|----------|
| J. Fuller | 3 | 39 | 13.0 | 21 | 0 |
| A. Witherspoon | 3 | 17 | 5.7 | 17 | 0 |
| J. Johnson | 2 | 44 | 22.0 | 42 | 0 |
| D. Kendrick | 1 | 0 | 0.0 | 0 | 0 |
| C. Rozeboom | 1 | 0 | 0.0 | 0 | 0 |
| Rams | 10 | 100 | 10.0 | 42 | 0 |
| Opponents | 13 | 115 | 8.8 | 30t | 1 |

| PUNTING | NO | YDS | AVG | NET | TB | IN | LG | B |
|------------------|-----------|-------------|-------------|-------------|----------|-----------|-----------|----------|
| E.Evan | 63 | 3101 | 49.2 | 38.5 | 7 | 20 | 72 | 1 |
| Rams | 64 | 3101 | 48.5 | 38.5 | 7 | 20 | 72 | 1 |
| Opponents | 65 | 2994 | 46.1 | 41.7 | 4 | 21 | 73 | 0 |

| PUNT RETURNS | RET | FC | YDS | AVG | LONG | TD |
|------------------|-----------|-----------|------------|-------------|------------|----------|
| A. Trammell | 25 | 19 | 183 | 7.3 | 29 | 0 |
| K. Williams | 3 | 5 | 21 | 7.0 | 11 | 0 |
| Rams | 28 | 24 | 204 | 7.3 | 29 | 0 |
| Opponents | 32 | 12 | 495 | 15.5 | 54t | 2 |

| KICKOFF RETURNS | NO. | YDS | AVG | LONG | TD |
|------------------|-----------|------------|-------------|-----------|----------|
| A. Trammell | 6 | 101 | 16.8 | 36 | 0 |
| D. Robinson | 1 | 20 | 20.0 | 20 | 0 |
| R. Rivers | 1 | 16 | 16.0 | 16 | 0 |
| K. Williams | 1 | 8 | 8.0 | 8 | 0 |
| Rams | 9 | 145 | 16.1 | 36 | 0 |
| Opponents | 11 | 296 | 26.9 | 63 | 0 |

| FIELD GOALS | 1-19 | 20-29 | 30-39 | 40-49 | 50+ |
|------------------|------------|--------------|-------------|-------------|-------------|
| B. Maher | 0/0 | 3/3 | 4/4 | 7/9 | 3/7 |
| L. Havrisik | 0/0 | 8/8 | 3/3 | 2/6 | 2/3 |
| Rams | 0/0 | 11/11 | 7/7 | 5/15 | 5/10 |
| Opponents | 0/0 | 8/8 | 8/10 | 6/8 | 8/12 |

Fumbles Lost: K. Williams 2, D. Robinson 1, B. Rypien 1, A. Trammell 1 **Total: 5**
 Opponent Fumble Recoveries: A. Witherspoon 2, D. Shelley 1, Q. Lake 1, B. Young 1 **Total: 5**

| Passing | Att | Cmp | Yds | Cmp% | Yds/Att | TD | TD% | Int | Int% | Long | Sack | Lost | Rating |
|------------------|------------|------------|-------------|--------------|------------|-----------|-------------|-----------|-------------|------------|------------|------------|-------------|
| M. Stafford | 521 | 326 | 3965 | 62.6% | 7.6 | 24 | 4.6% | 11 | 2.1% | 80 | 30/ | 205 | 92.5 |
| B. Rypien | 38 | 18 | 172 | 47.4% | 4.5 | 0 | 0.0% | 1 | 2.6% | 34 | 2/ | 18 | 49.5 |
| C. Wentz | 24 | 17 | 163 | 70.8% | 6.8 | 2 | 8.3% | 1 | 4.2% | 29 | 2/ | 14 | 99.8 |
| T. Atwell | 0 | 0 | 0 | 0.0% | 0.0 | 0 | 0.0% | 0 | 0.0% | 0 | 0/ | 0 | 0.0 |
| Rams | 583 | 361 | 4300 | 61.9% | 7.4 | 26 | 4.5% | 13 | 2.2% | 80 | 34/ | 237 | 90.0 |
| Opponents | 604 | 367 | 4195 | 60.8% | 7.0 | 24 | 4.0% | 10 | 1.7% | 80t | 41/ | 267 | 88.0 |



2022 (5-12) 3rd, NFC West - Sean McVay



Won 5, Lost 12

| DATE | W/L | SCORE | OPPONENT |
|------------|-----|---------|-------------------------|
| 9/8/2022 | L | 10 - 31 | vs. Buffalo Bills |
| 9/18/2022 | W | 31 - 27 | vs. Atlanta Falcons |
| 9/25/2022 | W | 20 - 12 | at Arizona Cardinals |
| 10/3/2022 | L | 9 - 24 | at San Francisco 49ers |
| 10/9/2022 | L | 10 - 22 | vs. Dallas Cowboys |
| 10/16/2022 | W | 24 - 10 | vs. Carolina Panthers |
| 10/30/2022 | L | 14 - 31 | vs. San Francisco 49ers |
| 11/6/2022 | L | 13 - 16 | at Tampa Bay Buccaneers |
| 11/13/2022 | L | 17 - 27 | vs. Arizona Cardinals |
| 11/20/2022 | L | 20 - 27 | at New Orleans Saints |
| 11/27/2022 | L | 10 - 26 | at Kansas City Chiefs |
| 12/4/2022 | L | 23 - 27 | vs. Seattle Seahawks |
| 12/8/2022 | W | 17 - 16 | vs. Las Vegas Raiders |
| 12/19/2022 | L | 12 - 24 | at Green Bay Packers |
| 12/25/2022 | W | 51 - 14 | vs. Denver Broncos |
| 1/1/2023 | L | 10 - 31 | at Los Angeles Chargers |
| 1/8/2023 | L | 16 - 19 | at Seattle Seahawks |

| | RAMS | OPPONENT |
|--------------------------|----------------|----------------|
| Total First Downs | 293 | 331 |
| Rushing | 89 | 106 |
| Passing | 181 | 203 |
| Penalty | 23 | 22 |
| 3rd Down: Made/Att | 83/211 | 84/208 |
| 3rd Down Pct. | 39.3% | 40.4% |
| 4th Down: Made/Att | 15/19 | 13/20 |
| 4th Down Pct. | 78.9% | 65.0% |
| Possession Avg. | 29:39 | 30:21 |
| Total Net Yards | 4769 | 5798 |
| Avg. Per Game | 280.5 | 341.1 |
| Total Plays | 1001 | 1049 |
| Avg. Per Play | 4.8 | 5.5 |
| Net Yards Rushing | 1661 | 1956 |
| Avg. Per Game | 97.7 | 115.1 |
| Total Rushes | 411 | 455 |
| Net Yards Passing | 3108 | 3842 |
| Avg. Per Game | 182.8 | 226.0 |
| Sacked/Yards Lost | 59/398 | 38/250 |
| Gross Yards | 3506 | 4092 |
| Attempts/Completions | 531/347 | 556/375 |
| Completion Pct. | 65.3% | 67.4% |
| Had Intercepted | 15 | 16 |
| Punts/Average | 73/47.0 | 59/47.6 |
| Net Punting Avg. | 40.8 | 42.5 |
| Penalties/Yards | 76/655 | 82/691 |
| Fumbles/Ball Lost | 16/8 | 15/6 |
| Touchdowns | 32 | 39 |
| Rushing | 15 | 12 |
| Passing | 16 | 23 |
| Returns | 1 | 4 |

| SCORE BY PERIODS | Q1 | Q2 | Q3 | Q4 | OT | Pts |
|------------------|----|-----|----|-----|----|-----|
| Rams | 76 | 108 | 52 | 71 | 0 | 307 |
| Opponents | 71 | 110 | 79 | 121 | 3 | 384 |

| SCORING | TD | Ru | Pa | Rt | PAT | FG | 2Pt | Pts |
|------------------|-----------|-----------|-----------|----------|--------------|--------------|----------|------------|
| M.Gay | 0 | 0 | 0 | 0 | 31/32 | 28/30 | 0 | 115 |
| C.Kupp | 7 | 1 | 6 | 0 | 0/0 | 0/0 | 0 | 42 |
| C.Akers | 7 | 7 | 0 | 0 | 0/0 | 0/0 | 0 | 42 |
| V.Jefferson | 3 | 0 | 3 | 0 | 0/0 | 0/0 | 0 | 18 |
| A.Robinson | 3 | 0 | 3 | 0 | 0/0 | 0/0 | 0 | 18 |
| T.Higbee | 3 | 0 | 3 | 0 | 0/0 | 0/0 | 0 | 18 |
| D.Henderson | 3 | 3 | 0 | 0 | 0/0 | 0/0 | 0 | 18 |
| T.Atwell | 2 | 1 | 1 | 0 | 0/0 | 0/0 | 0 | 12 |
| B.Skowronek | 1 | 1 | 0 | 0 | 0/0 | 0/0 | 0 | 6 |
| C.Durant | 1 | 0 | 0 | 1 | 0/0 | 0/0 | 0 | 6 |
| M.Stafford | 1 | 1 | 0 | 0 | 0/0 | 0/0 | 0 | 6 |
| M.Brown | 1 | 1 | 0 | 0 | 0/0 | 0/0 | 0 | 6 |
| Team | 32 | 15 | 16 | 1 | 31/32 | 28/30 | 0 | 307 |
| Opponents | 39 | 12 | 23 | 4 | 36/36 | 36/40 | 2 | 384 |

2-Pt. Conversions: Team 0/0, Opponents: 2/3
 Sacks: L.Floyd 9.0, B.Wagner 6.0, A.Donald 5.0, M.Hoecht 4.5, G.Gaines 4.0,
 L.Murchison 2.0, J.Ramsey 2.0, J.Hollins 1.0, C.Durant 1.0, T.Lewis 1.0, Q.Lake 1.0,
 M.Copeland 1.0, J.Williams 0.5
Team: 38.0, Opponents: 59.0

| RUSHING | NO. | YDS | AVG | LONG | TD |
|------------------|------------|-------------|------------|------------|-----------|
| C.Akers | 188 | 786 | 4.2 | 42 | 7 |
| D.Henderson | 70 | 283 | 4.0 | 23 | 3 |
| K.Williams | 35 | 139 | 4.0 | 17 | 0 |
| B.Perkins | 19 | 90 | 4.7 | 23 | 0 |
| M.Brown | 18 | 81 | 4.5 | 23t | 1 |
| B.Powell | 17 | 80 | 4.7 | 20 | 0 |
| C.Kupp | 9 | 52 | 5.8 | 20t | 1 |
| B.Mayfield | 15 | 37 | 2.5 | 11 | 0 |
| T.Atwell | 9 | 34 | 3.8 | 11t | 1 |
| J.Wolford | 8 | 32 | 4.0 | 14 | 0 |
| R.Rivers | 9 | 21 | 2.3 | 5 | 0 |
| B.Skowronek | 1 | 17 | 17.0 | 17t | 1 |
| M.Stafford | 13 | 9 | 0.7 | 4 | 1 |
| Rams | 411 | 1661 | 4.0 | 42 | 15 |
| Opponents | 455 | 1956 | 4.3 | 72t | 12 |

| RECEIVING | NO. | YDS | AVG | LONG | TD |
|------------------|------------|-------------|-------------|------------|-----------|
| C.Kupp | 75 | 812 | 10.8 | 75t | 6 |
| T.Higbee | 72 | 620 | 8.6 | 26 | 3 |
| B.Skowronek | 39 | 376 | 9.6 | 32 | 0 |
| A.Robinson | 33 | 339 | 10.3 | 29 | 3 |
| V.Jefferson | 24 | 369 | 15.4 | 39 | 3 |
| B.Powell | 24 | 156 | 6.5 | 16 | 0 |
| T.Atwell | 18 | 298 | 16.6 | 62t | 1 |
| D.Henderson | 17 | 102 | 6.0 | 15 | 0 |
| C.Akers | 13 | 117 | 9.0 | 18 | 0 |
| K.Williams | 9 | 76 | 8.4 | 15 | 0 |
| B.Hopkins | 7 | 109 | 15.6 | 22 | 0 |
| M.Brown | 5 | 37 | 7.4 | 13 | 0 |
| R.Rivers | 5 | 29 | 5.8 | 14 | 0 |
| K.Blanton | 2 | 35 | 17.5 | 28 | 0 |
| A.Trammell | 2 | 13 | 6.5 | 8 | 0 |
| J.Gervase | 1 | 12 | 12.0 | 12 | 0 |
| J.Harris | 1 | 6 | 6.0 | 6 | 0 |
| L.McCutcheon | 0 | 0 | 0.0 | 0 | 0 |
| Rams | 347 | 3506 | 10.1 | 75t | 16 |
| Opponents | 375 | 4092 | 10.9 | 57t | 23 |

| INTERCEPTIONS | NO. | YDS | AVG | LONG | TD |
|------------------|-----------|------------|-------------|------------|----------|
| J.Ramsey | 4 | 53 | 13.3 | 28 | 0 |
| C.Durant | 3 | 151 | 50.3 | 85t | 1 |
| T.Rapp | 2 | 18 | 9.0 | 18 | 0 |
| B.Wagner | 2 | 13 | 6.5 | 13 | 0 |
| N.Scott | 2 | 0 | 0.0 | 0 | 0 |
| T.Hill | 1 | 5 | 5.0 | 5 | 0 |
| T.Lewis | 1 | 0 | 0.0 | 0 | 0 |
| E.Jones | 1 | 0 | 0.0 | 0 | 0 |
| Rams | 16 | 240 | 15.0 | 85t | 1 |
| Opponents | 15 | 243 | 16.2 | 53 | 2 |

| PUNTING | NO | YDS | AVG | NET | TB | IN | LG | B |
|------------------|-----------|-------------|-------------|-------------|----------|-----------|-----------|----------|
| R. Dixon | 71 | 3434 | 48.4 | 40.8 | 4 | 19 | 67 | 2 |
| Rams | 71 | 3434 | 48.4 | 40.8 | 4 | 19 | 67 | 2 |
| Opponents | 59 | 2810 | 47.6 | 42.5 | 6 | 27 | 74 | 0 |

| PUNT RETURNS | RET | FC | YDS | AVG | LONG | TD |
|------------------|-----------|-----------|------------|-------------|-----------|----------|
| B.Powell | 24 | 19 | 177 | 7.4 | 22 | 0 |
| J.Gervase | 1 | 0 | 1 | 1.0 | 1 | 0 |
| J.Ramsey | 0 | 0 | 5 | 0.0 | 5 | 0 |
| Rams | 25 | 19 | 183 | 7.3 | 22 | 0 |
| Opponents | 36 | 14 | 372 | 10.3 | 22 | 0 |

| KICKOFF RETURNS | NO. | YDS | AVG | LONG | TD |
|------------------|-----------|------------|-------------|-----------|----------|
| B.Powell | 30 | 605 | 20.2 | 34 | 0 |
| R.Yeast | 1 | 29 | 29.0 | 29 | 0 |
| M.Hoecht | 1 | 22 | 22.0 | 22 | 0 |
| T.Higbee | 1 | 7 | 7.0 | 7 | 0 |
| Rams | 33 | 663 | 20.1 | 34 | 0 |
| Opponents | 15 | 345 | 23.0 | 52 | 0 |

| FIELD GOALS | 1-19 | 20-29 | 30-39 | 40-49 | 50+ |
|------------------|------------|--------------|--------------|--------------|------------|
| M.Gay | 0/0 | 9/9 | 8/8 | 4/4 | 7/9 |
| Rams | 0/0 | 9/9 | 8/8 | 4/4 | 7/9 |
| Opponents | 0/0 | 11/11 | 12/12 | 10/13 | 3/4 |

Fumbles Lost: M.Stafford 3, C.Akers 2, C.Kupp 1, B.Mayfield 1, J.Wolford 1 **Total: 8**
 Opponent Fumble Recoveries: A.Donald 1, J.Ramsey 1, L.Floyd 1, J.Hollins 1, T.Rapp 1, R.Rochell 1 **Total: 6**



2021 (12-5) 1st, NFC West - Sean McVay



Won 12, Lost 5

| DATE | W/L | SCORE | OPPONENT |
|-------|-----|-------|--------------------------|
| 9/12 | W | 24-14 | vs. Chicago Bears |
| 9/19 | W | 27-24 | at Indianapolis Colts |
| 9/26 | W | 34-24 | vs. Tampa Bay Buccaneers |
| 10/3 | L | 37-20 | vs. Arizona Cardinals |
| 10/7 | W | 26-17 | at Seattle Seahawks |
| 10/17 | W | 38-11 | at New York Giants |
| 10/24 | W | 28-19 | vs. Detroit Lions |
| 10/31 | W | 38-22 | at Houston Texans |
| 11/7 | L | 28-16 | vs. Tennessee Titans |
| 11/15 | L | 31-10 | at San Francisco |
| 11/28 | L | 36-28 | at Green Bay Packers |
| 12/5 | W | 37-7 | vs. Jacksonville Jaguars |
| 12/13 | W | 30-23 | at Arizona Cardinals |
| 12/21 | W | 20-10 | vs. Seattle Seahawks |
| 12/26 | W | 30-23 | at Minnesota Vikings |
| 1/2 | W | 20-19 | at Baltimore Ravens |
| 1/9 | L | 27-24 | vs San Francisco 49ers |

| | RAMS | OPPONENT |
|--------------------------|----------------|----------------|
| Total First Downs | 355 | 347 |
| Rushing | 99 | 111 |
| Passing | 233 | 214 |
| Penalty | 23 | 22 |
| 3rd Down: Made/Att | 90/205 | 92/223 |
| 3rd Down Pct. | 43.9% | 41.3% |
| 4th Down: Made/Att | 10/19 | 17/32 |
| 4th Down Pct. | 52.6% | 53.1% |
| Possession Avg. | 29:03 | 31:25 |
| Total Net Yards | 6576 | 6230 |
| Avg. Per Game | 386.8 | 366.5 |
| Total Plays | 1058 | 1118 |
| Avg. Per Play | 6.0 | 5.2 |
| Net Yards Rushing | 1683 | 1754 |
| Avg. Per Game | 99.0 | 103.2 |
| Total Rushes | 420 | 443 |
| Net Yards Passing | 4642 | 4109 |
| Avg. Per Game | 273.1 | 241.7 |
| Sacked/Yards Lost | 31/251 | 50/367 |
| Gross Yards | 4893 | 4476 |
| Attempts/Completions | 406/607 | 416/625 |
| Completion Pct. | 66.9% | 66.6% |
| Had Intercepted | 18 | 19 |
| Punts/Average | 51/44.2 | 62/46.1 |
| Net Punting Avg. | 43.0 | 42.6 |
| Penalties/Yards | 76/637 | 88/688 |
| Fumbles/Ball Lost | 12/5 | |
| Touchdowns | 52 | 40 |
| Rushing | 10 | 18 |
| Passing | 41 | 17 |
| Returns | 1 | 5 |

| SCORE BY PERIODS | Q1 | Q2 | Q3 | Q4 | OT | PTS |
|------------------|----|-----|-----|-----|----|-----|
| Rams | 63 | 155 | 113 | 129 | 0 | 460 |
| Opponents | 51 | 123 | 91 | 104 | 3 | 372 |

| SCORING | TD | RU | PA | RT | PAT | FG | 2PT | PTS |
|------------------|-----------|-----------|-----------|----------|--------------|--------------|----------|------------|
| M.Gay | 0 | 0 | 0 | 0 | 48/49 | 32/34 | 0 | 144 |
| C.Kupp | 16 | 0 | 16 | 0 | 0/0 | 0/0 | 1 | 98 |
| D.Henderson | 8 | 5 | 3 | 0 | 0/0 | 0/0 | 0 | 48 |
| V.Jefferson | 6 | 0 | 6 | 0 | 0/0 | 0/0 | 0 | 36 |
| R.Woods | 5 | 1 | 4 | 0 | 0/0 | 0/0 | 1 | 32 |
| O.Beckham | 5 | 0 | 5 | 0 | 0/0 | 0/0 | 0 | 30 |
| T.Higbee | 5 | 0 | 5 | 0 | 0/0 | 0/0 | 0 | 30 |
| S.Michel | 5 | 4 | 1 | 0 | 0/0 | 0/0 | 0 | 30 |
| D.Jackson | 1 | 0 | 1 | 0 | 0/0 | 0/0 | 0 | 6 |
| B.Powell | 1 | 0 | 0 | 1 | 0/0 | 0/0 | 0 | 6 |
| Rams | 52 | 10 | 41 | 1 | 48/49 | 32/34 | 2 | 460 |
| Opponents | 40 | 18 | 17 | 5 | 36/36 | 30/34 | 3 | 372 |

2-Pt. Conversions: Team 2/3, Opponents: 3/4
 Sacks: A.Donald 12.5, L.Floyd 9.5, V.Miller 5.0, G.Gaines 4.5, T.Lewis 3.0, S.Joseph 3.0, A.Robinson 2.0, J.Hollins 2.0, O.Okoronkwo 2.0, K.Young 2.0, T.Reeder 2.0, T.Rapp 1.5, E.Jones 1.0
Team: 50.0, Opponents: 31.0

| RUSHING | NO. | YDS | AVG | LONG | TD |
|------------------|------------|-------------|------------|-----------|-----------|
| S.Michel | 208 | 845 | 4.1 | 39 | 4 |
| D.Henderson | 149 | 688 | 4.6 | 29 | 5 |
| R.Woods | 8 | 46 | 5.8 | 16t | 1 |
| M.Stafford | 32 | 43 | 1.3 | 12 | 0 |
| V.Jefferson | 2 | 20 | 10.0 | 10 | 0 |
| C.Kupp | 4 | 18 | 4.5 | 18 | 0 |
| B.Howell | 5 | 11 | 2.2 | 4 | 0 |
| M.Sargent | 2 | 5 | 2.5 | 3 | 0 |
| J.Funk | 2 | 5 | 2.5 | 6 | 0 |
| C.Akers | 5 | 3 | 0.6 | 2 | 0 |
| J.Hekker | 1 | 0 | 0.0 | 0 | 0 |
| J.Wolford | 2 | -1 | -0.5 | 0 | 0 |
| Rams | 420 | 1683 | 4.0 | 39 | 10 |
| Opponents | 443 | 1754 | 4.0 | 54 | 18 |

| RECEIVING | NO. | YDS | AVG | LONG | TD |
|------------------|------------|-------------|-------------|------------|-----------|
| C.Kupp | 145 | 1947 | 13.4 | 59 | 16 |
| T.Higbee | 61 | 560 | 9.2 | 37 | 5 |
| V.Jefferson | 50 | 802 | 16.0 | 79t | 6 |
| R.Woods | 45 | 556 | 12.4 | 28 | 4 |
| D.Henderson | 29 | 176 | 6.1 | 25t | 3 |
| O.Beckham | 27 | 305 | 11.3 | 54t | 5 |
| S.Michel | 21 | 128 | 6.1 | 24 | 1 |
| B.Skowronek | 11 | 133 | 12.1 | 35 | 0 |
| D.Jackson | 8 | 221 | 27.6 | 75t | 1 |
| K.Blanton | 4 | 37 | 9.3 | 23 | 0 |
| C.Akers | 3 | 10 | 3.3 | 6 | 0 |
| J.Mundt | 1 | 9 | 9.0 | 9 | 0 |
| B.Hopkins | 1 | 9 | 9.0 | 9 | 0 |
| Rams | 406 | 4893 | 12.1 | 79t | 41 |
| Opponents | 416 | 4476 | 10.8 | 63t | 17 |

| INTERCEPTIONS | NO. | YDS | AVG | LONG | TD |
|------------------|-----------|------------|-------------|------------|----------|
| J.Ramsey | 4 | 41 | 10.3 | 25 | 0 |
| T.Rapp | 4 | 31 | 7.8 | 18 | 0 |
| E.Jones | 2 | 50 | 25.0 | 31 | 0 |
| N.Scott | 2 | 3 | 1.5 | 3 | 0 |
| T.Reeder | 2 | 2 | 1.0 | 2 | 0 |
| J.Fuller | 1 | 34 | 34.0 | 34 | 0 |
| T.Howard | 1 | 19 | 19.0 | 19 | 0 |
| L.Floyd | 1 | 11 | 11.0 | 11 | 0 |
| R.Rochell | 1 | 1 | 1.0 | 1 | 0 |
| D.Long | 1 | 0 | 0.0 | 0 | 0 |
| Team | 19 | 192 | 10.1 | 34 | 0 |
| Opponents | 18 | 181 | 10.1 | 33t | 4 |

| PUNTING | NO | YDS | AVG | NET | TB | IN | LG | B |
|------------------|-----------|-------------|-------------|-------------|----------|-----------|-----------|----------|
| J.Hekker | 51 | 2252 | 44.2 | 42.6 | 1 | 23 | 59 | 0 |
| TEAM | 51 | 2252 | 44.2 | 42.6 | 1 | 23 | 59 | 0 |
| OPPONENTS | 62 | 2858 | 46.1 | 42.3 | 1 | 29 | 68 | 0 |

| PUNT RETURNS | RET | FC | YDS | AVG | LONG | TD |
|------------------|-----------|-----------|------------|-------------|------------|----------|
| T.Atwell | 10 | 1 | 54 | 5.4 | 17 | 0 |
| B.Powell | 6 | 4 | 133 | 22.2 | 61t | 1 |
| J.Koski | 2 | 1 | 20 | 10.0 | 13 | 0 |
| C.Kupp | 1 | 20 | 8 | 8.0 | 8 | 0 |
| Team | 19 | 26 | 215 | 11.3 | 61t | 1 |
| Opponents | 9 | 25 | 60 | 6.7 | 14 | 0 |

| KICKOFF RETURNS | NO. | YDS | AVG | LONG | TD |
|------------------|-----------|------------|-------------|-----------|----------|
| B.Powell | 8 | 208 | 26.0 | 65 | 0 |
| J.Koski | 5 | 89 | 17.8 | 26 | 0 |
| T.Atwell | 5 | 87 | 17.4 | 25 | 0 |
| S.Michel | 4 | 90 | 22.5 | 28 | 0 |
| J.Funk | 4 | 88 | 22.0 | 28 | 0 |
| B.Skowronek | 4 | 70 | 17.5 | 19 | 0 |
| B.Howell | 2 | 34 | 17.0 | 19 | 0 |
| C.Kupp | 2 | 20 | 10.0 | 12 | 0 |
| Team | 34 | 686 | 20.2 | 65 | 0 |
| Opponents | 30 | 646 | 21.5 | 50 | 0 |

| FIELD GOALS | 1-19 | 20-29 | 30-39 | 40-49 | 50+ |
|------------------|------------|--------------|--------------|--------------|------------|
| M.Gay | 0/0 | 6/6 | 15/15 | 7/8 | 4/5 |
| Team | 0/0 | 6/6 | 15/15 | 7/8 | 4/5 |
| Opponents | 0/0 | 10/10 | 6/7 | 10/12 | 4/5 |

Fumbles Lost: M.Stafford 2, J.Hekker 1, S.Michel 1, J.Koski 1 **Total: 5**
 Opponent Fumble Recoveries: J.Ramsey 1, L.Floyd 1, D.Williams 1, K.Young 1, T.Rapp 1, R.Rochell 1 **Total: 6**



2020 (10-6) 2nd, NFC West - Sean McVay



Won 10, Lost 6

| DATE | W/L | SCORE | OPPONENT |
|--------|-----|-------|-----------------------------|
| 9/13 | W | 20-17 | vs. Dallas Cowboys |
| 9/20 | W | 37-19 | at Philadelphia Eagles |
| 9/27 | L | 35-32 | at Buffalo Bills |
| 10/4 | W | 17-9 | vs. New York Giants |
| 10/11 | W | 30-10 | at Washington Football Team |
| 10/18 | L | 24-16 | at San Francisco 49ers |
| 10/26 | W | 24-10 | vs. Chicago Bears |
| 11/2 | L | 28-17 | at Miami Dolphins |
| 11/15 | W | 23-16 | vs. Seattle Seahawks |
| 11/24 | W | 27-24 | at Tampa Bay Buccaneers |
| 11/29 | L | 23-20 | vs. San Francisco 49ers |
| 12/6 | W | 38-28 | at Arizona Cardinals |
| 12/10 | W | 24-3 | vs. New England Patriots |
| 12/20 | L | 23-20 | vs. New York Jets |
| 12/27 | L | 20-9 | at Seattle Seahawks |
| 1/3/21 | W | 18-7 | vs. Arizona Cardinals |

| | RAMS | OPPONENT |
|--------------------------|----------------|----------------|
| Total First Downs | 352 | 280 |
| Rushing | 123 | 91 |
| Passing | 206 | 170 |
| Penalty | 23 | 19 |
| 3rd Down: Made/Att | 98/226 | 74/209 |
| 3rd Down Pct. | 43.4% | 35.4% |
| 4th Down: Made/Att | 8/17 | 9/21 |
| 4th Down Pct. | 47.1% | 42.9% |
| Possession Avg. | 32:01 | 27:59 |
| Total Net Yards | 6032 | 4511 |
| Avg. Per Game | 377.0 | 281.9 |
| Total Plays | 1088 | 989 |
| Avg. Per Play | 5.5 | 4.6 |
| Net Yards Rushing | 2018 | 1460 |
| Avg. Per Game | 126.1 | 91.3 |
| Total Rushes | 473 | 388 |
| Net Yards Passing | 4014 | 3051 |
| Avg. Per Game | 250.9 | 190.7 |
| Sacked/Yards Lost | 25/169 | 53/350 |
| Gross Yards | 4183 | 3401 |
| Attempts/Completions | 590/392 | 548/347 |
| Completion Pct. | 66.4% | 63.3% |
| Had Intercepted | 14 | 14 |
| Punts/Average | 69/44.9 | 84/48.4 |
| Net Punting Avg. | 39.2 | 43.9 |
| Penalties/Yards | 71/655 | 78/582 |
| Fumbles/Ball Lost | 19/11 | 16/8 |
| Touchdowns | 43 | 33 |
| Rushing | 19 | 12 |
| Passing | 20 | 17 |
| Returns | 4 | 4 |

| SCORE BY PERIODS | Q1 | Q2 | Q3 | Q4 | OT | PTS |
|------------------|----|-----|----|-----|----|-----|
| Rams | 81 | 101 | 87 | 103 | 0 | 372 |
| Opponents | 66 | 123 | 47 | 60 | 0 | 296 |

| SCORING | TD | RU | PA | RT | PAT | FG | 2PT | PTS |
|------------------|-----------|-----------|-----------|----------|--------------|--------------|----------|------------|
| M.Gay | 0 | 0 | 0 | 0 | 16/16 | 14/16 | 0 | 58 |
| R.Woods | 8 | 2 | 6 | 0 | 0/0 | 0/0 | 0 | 48 |
| S.Sloman | 0 | 0 | 0 | 0 | 18/21 | 8/11 | 0 | 42 |
| D.Henderson | 6 | 5 | 1 | 0 | 0/0 | 0/0 | 0 | 36 |
| T.Higbee | 5 | 0 | 5 | 0 | 0/0 | 0/0 | 1 | 32 |
| M.Brown | 5 | 5 | 0 | 0 | 0/0 | 0/0 | 0 | 30 |
| J.Goff | 4 | 4 | 0 | 0 | 0/0 | 0/0 | 0 | 24 |
| T.Hill | 3 | 0 | 0 | 3 | 0/0 | 0/0 | 0 | 18 |
| C.Kupp | 3 | 0 | 3 | 0 | 0/0 | 0/0 | 0 | 18 |
| C.Akers | 3 | 2 | 1 | 0 | 0/0 | 0/0 | 0 | 18 |
| J.Reynolds | 2 | 0 | 2 | 0 | 0/0 | 0/0 | 0 | 12 |
| G.Everett | 2 | 1 | 1 | 0 | 0/0 | 0/0 | 0 | 12 |
| K.Forbath | 0 | 0 | 0 | 0 | 4/5 | 2/3 | 0 | 10 |
| V.Jefferson | 1 | 0 | 1 | 0 | 0/0 | 0/0 | 0 | 6 |
| K.Young | 1 | 0 | 0 | 1 | 0/0 | 0/0 | 0 | 6 |
| Rams | 43 | 19 | 20 | 4 | 38/42 | 24/30 | 1 | 372 |
| Opponents | 33 | 12 | 17 | 4 | 32/32 | 22/26 | 0 | 296 |

2-Pt. Conversions: Rams 1/1, Opponents: 0/1
 Sacks: 13.5, L.Floyd 10.5, M.Fox 6.0, M.Brockers 5.0, S.Ebukam 4.5, J.Hollins 3.0,
 T.Reeder 3.0, T.Lewis 2.0, G.Gaines 1.5, S.Joseph 1.0, O.Okoronkwo 1.0, J.Polite
 1.0, K.Young 1.0
Team: 53.0, Opponents: 25.0

| RUSHING | NO. | YDS | AVG | LONG | TD |
|------------------|------------|-------------|------------|-----------|-----------|
| C.Akers | 145 | 625 | 4.3 | 61 | 2 |
| D.Henderson | 138 | 624 | 4.5 | 40 | 5 |
| M.Brown | 101 | 419 | 4.1 | 19 | 5 |
| R.Woods | 24 | 155 | 6.5 | 40 | 2 |
| J.Goff | 51 | 99 | 1.9 | 10 | 4 |
| J.Wolford | 6 | 56 | 9.3 | 14 | 0 |
| C.Kupp | 4 | 33 | 8.3 | 16 | 0 |
| J.Reynolds | 1 | 5 | 5.0 | 5 | 0 |
| G.Everett | 1 | 2 | 2.0 | 2t | 1 |
| T.Higbee | 1 | 1 | 1.0 | 1 | 0 |
| V.Jefferson | 1 | -1 | -1.0 | -1 | 0 |
| Rams | 473 | 2018 | 4.3 | 61 | 19 |
| Opponents | 388 | 1460 | 3.8 | 27 | 12 |

| RECEIVING | NO. | YDS | AVG | LONG | TD |
|------------------|------------|-------------|-------------|------------|-----------|
| C.Kupp | 92 | 974 | 10.6 | 55t | 3 |
| R.Woods | 90 | 936 | 10.4 | 56t | 6 |
| J.Reynolds | 52 | 618 | 11.9 | 40t | 2 |
| T.Higbee | 44 | 521 | 11.8 | 44 | 5 |
| G.Everett | 41 | 417 | 10.2 | 40 | 1 |
| M.Brown | 23 | 162 | 7.0 | 30 | 0 |
| V.Jefferson | 19 | 220 | 11.6 | 31 | 1 |
| D.Henderson | 16 | 159 | 9.9 | 28 | 1 |
| C.Akers | 11 | 123 | 11.2 | 38 | 1 |
| J.Mundt | 4 | 53 | 13.3 | 34 | 0 |
| Rams | 392 | 4183 | 10.7 | 56t | 20 |
| Opponents | 347 | 3401 | 9.8 | 59t | 17 |

| INTERCEPTIONS | NO. | YDS | AVG | LONG | TD |
|------------------|-----------|------------|-------------|------------|----------|
| D.Williams | 4 | 21 | 5.3 | 19 | 0 |
| T.Hill | 3 | 119 | 39.7 | 84t | 2 |
| J.Fuller | 3 | 45 | 15.0 | 37 | 0 |
| K.Young | 1 | 79 | 79.0 | 79t | 1 |
| J.Ramsey | 1 | 2 | 2.0 | 2 | 0 |
| J.Johnson | 1 | 0 | 0.0 | 0 | 0 |
| T.Rapp | 1 | 0 | 0.0 | 0 | 0 |
| Rams | 14 | 266 | 19.0 | 84t | 3 |
| Opponents | 14 | 125 | 8.9 | 27t | 1 |

| PUNTING | NO | YDS | AVG | NET | TB | IN | LG | B |
|------------------|-----------|-------------|-------------|-------------|----------|-----------|-----------|----------|
| J.Hekker | 68 | 3099 | 45.6 | 39.2 | 5 | 28 | 63 | 1 |
| Rams | 69 | 3099 | 44.9 | 39.2 | 5 | 28 | 63 | 1 |
| Opponents | 84 | 4065 | 48.4 | 43.9 | 7 | 35 | 72 | 0 |

| PUNT RETURNS | RET | FC | YDS | AVG | LONG | TD |
|------------------|-----------|-----------|------------|-------------|------------|----------|
| N.Webster | 25 | 17 | 185 | 7.4 | 34 | 0 |
| C.Kupp | 9 | 11 | 50 | 5.6 | 10 | 0 |
| Rams | 34 | 28 | 235 | 6.9 | 34 | 0 |
| Opponents | 23 | 20 | 297 | 12.9 | 88t | 1 |

| KICKOFF RETURNS | NO. | YDS | AVG | LONG | TD |
|------------------|-----------|------------|-------------|-----------|----------|
| N.Webster | 16 | 347 | 21.7 | 30 | 0 |
| R.Calais | 7 | 152 | 21.7 | 41 | 0 |
| V.Jefferson | 1 | 13 | 13.0 | 13 | 0 |
| X.Jones | 1 | 4 | 4.0 | 4 | 0 |
| Rams | 25 | 516 | 20.6 | 41 | 0 |
| Opponents | 26 | 737 | 28.3 | 54 | 0 |

| FIELD GOALS | 1-19 | 20-29 | 30-39 | 40-49 | 50+ |
|------------------|------------|------------|--------------|-------------|------------|
| M.Gay | 0/0 | 2/2 | 5/6 | 6/7 | 1/1 |
| S.Sloman | 0/0 | 2/3 | 5/5 | 1/2 | 0/1 |
| K.Forbath | 0/0 | 2/2 | 0/0 | 0/1 | 0/0 |
| Rams | 0/0 | 6/7 | 10/11 | 7/10 | 1/2 |
| Opponents | 0/0 | 4/4 | 9/10 | 8/9 | 1/3 |

Fumbles Lost: J.Goff 4, G.Everett 1, C.Kupp 1, J.Reynolds 1, N.Webster 1, C.Akers
 1, R.Woods 1, M.Brown 1 **Total: 11**
 Opponent Fumble Recoveries: T.Hill 2, L.Floyd 2, K.Young 1, G.Gaines 1, M.Fox 1,
 A.Donald 1, **Total: 8**



2019 (9-7) 3rd, NFC West - Sean McVay



| Date | W/L | Score | Opponent | Attend. |
|------------------|-----|-------|------------------------|-----------|
| 9/8 | W | 30-27 | at Carolina Panthers | 72,005 |
| 9/15 | W | 27-9 | New Orleans Saints | 71,460 |
| 9/22 | W | 20-13 | at Cleveland Browns | 67,431 |
| 9/29 | L | 40-55 | Tampa Bay Buccaneers | 68,117 |
| 10/3 | L | 29-30 | at Seattle Seahawks | 68,988 |
| 10/13 | L | 7-20 | San Francisco 49ers | 75,695 |
| 10/20 | W | 37-10 | at Atlanta Falcons | 71,856 |
| 10/27 | W | 24-10 | Cincinnati Bengals* | 83,720 |
| 11/10 | L | 12-17 | at Pittsburgh Steelers | 63,627 |
| 11/17 | W | 17-7 | Chicago Bears | 70,758 |
| 11/25 | L | 6-45 | Baltimore Ravens | 72,409 |
| 12/1 | W | 34-7 | at Arizona Cardinals | 60,944 |
| 12/8 | W | 28-12 | Seattle Seahawks | 71,501 |
| 12/15 | L | 21-44 | at Dallas Cowboys | 90,436 |
| 12/21 | L | 31-34 | at San Francisco 49ers | 70,103 |
| 12/29 | W | 31-24 | Arizona Cardinals | 68,665 |
| Total Attendance | | | | 1,147,715 |

* Denotes game played in London

| | Rams | OPP |
|--------------------------|----------------|----------------|
| Total First Downs | 342 | 324 |
| Rushing | 92 | 100 |
| Passing | 222 | 194 |
| Penalty | 28 | 30 |
| 3rd Down: Made/Att | 83/208 | 86/218 |
| 3rd Down Pct. | 39.9% | 39.4% |
| 4th Down: Made/Att | 3/13 | 14/24 |
| 4th Down Pct. | 23.1% | 58.3% |
| Possession Avg. | 29:01 | 30:59 |
| Total Net Yards | 5,998 | 5,434 |
| Avg. Per Game | 374.9 | 339.6 |
| Total Plays | 1,055 | 1,056 |
| Avg. Per Play | 5.7 | 6.1 |
| Net Yards Rushing | 1,499 | 1,809 |
| Avg. Per Game | 93.7 | 113.1 |
| Total Rushes | 401 | 444 |
| Net Yards Passing | 4,499 | 3,625 |
| Avg. Per Game | 281.2 | 226.6 |
| Sacked/Yards Lost | 22/170 | 50/303 |
| Gross Yards | 4,669 | 3,928 |
| Attempts/Completions | 632/397 | 562/348 |
| Completion Pct. | 62.8% | 61.9% |
| Had Intercepted | 17 | 13 |
| Punts/Average | 67/46.7 | 73/44.1 |
| Net Punting Avg. | 42.4 | 41.3 |
| Penalties/Yards | 118/899 | 105/829 |
| Fumbles/Ball Lost | 17/7 | 23/11 |
| Touchdowns | 46 | 42 |
| Rushing | 20 | 15 |
| Passing | 22 | 23 |
| Returns | 4 | 4 |

| Score By Periods | Q1 | Q2 | Q3 | Q4 | OT | T |
|------------------|-----------|------------|-----------|------------|----------|------------|
| Rams | 52 | 146 | 92 | 104 | 0 | 394 |
| Opponents | 65 | 116 | 70 | 113 | 0 | 364 |

| Scoring | TD | Ru | Pa | Rt | PAT | FG | 2Pt | Pts. |
|------------------|-----------|-----------|-----------|----------|--------------|--------------|----------|------------|
| Greg Zuerlein | 0 | 0 | 0 | 0 | 42/42 | 24/33 | 0 | 114 |
| Todd Gurley II | 14 | 12 | 2 | 0 | 0/0 | 0/0 | 3 | 86 |
| Cooper Kupp | 10 | 0 | 10 | 0 | 0/0 | 0/0 | 0 | 60 |
| Malcolm Brown | 5 | 5 | 0 | 0 | 0/0 | 0/0 | 1 | 30 |
| Robert Woods | 3 | 1 | 2 | 0 | 0/0 | 0/0 | 0 | 18 |
| Tyler Higbee | 3 | 0 | 3 | 0 | 0/0 | 0/0 | 0 | 18 |
| Gerald Everett | 2 | 0 | 2 | 0 | 0/0 | 0/0 | 1 | 12 |
| Brandin Cooks | 2 | 0 | 2 | 0 | 0/0 | 0/0 | 0 | 12 |
| Jared Goff | 2 | 2 | 0 | 0 | 0/0 | 0/0 | 0 | 12 |
| Dante Fowler Jr. | 1 | 0 | 0 | 1 | 0/0 | 0/0 | 0 | 6 |
| Marcus Peters | 1 | 0 | 0 | 1 | 0/0 | 0/0 | 0 | 6 |
| Josh Reynolds | 1 | 0 | 1 | 0 | 0/0 | 0/0 | 0 | 6 |
| Darius Williams | 1 | 0 | 0 | 1 | 0/0 | 0/0 | 0 | 6 |
| Taylor Rapp | 1 | 0 | 0 | 1 | 0/0 | 0/0 | 0 | 6 |
| Aaron Donald | 0 | 0 | 0 | 0 | 0/0 | 0/0 | 0 | 2 |
| Rams | 46 | 20 | 22 | 4 | 42/42 | 24/33 | 1 | 394 |
| Opponents | 42 | 15 | 23 | 4 | 40/41 | 24/30 | 0 | 364 |

Two Point Conversions: RAMS 1/4, Opponents: 0/1

Sacks: Aaron Donald 12.5, Dante Fowler Jr. 11.5, Clay Matthews 8.0, Samson Ebukam 4.5, Cory Littleton 3.5, Michael Brockers 3.0, Sebastian-Joseph Day 2.0, Morgan Fox 2.0, Ogbonnia Okoronkwo 1.5, Greg Gaines 0.5 **Rams: 50.0, Opponents: 22.0**

Usual Starters

| | | | |
|----|-----------------------|-----|---------------------------|
| WR | Brandin Cooks (14) | DE | Michael Brockers (16) |
| LT | Andrew Whitworth (16) | NT | Sebastian-Joseph Day (16) |
| LG | Austin Corbett (7) | DT | Aaron Donald (16) |
| C | Austin Blythe (15) | OLB | Clay Matthews (13) |
| RG | David Edwards (10) | OLB | Dante Fowler Jr. (14) |
| RT | Bobby Evans (7) | OLB | Troy Reeder (8) |
| TE | Tyler Higbee (15) | ILB | Cory Littleton (16) |
| WR | Robert Woods (15) | LCB | Darius Williams (3) |
| QB | Jared Goff (16) | RCB | Jalen Ramsey (12) |
| WR | Cooper Kupp (14) | SS | Taylor Rapp (10) |
| RB | Todd Gurley II (15) | FS | Eric Weddle (16) |

| Rushing | No. | Yards | Avg. | Long | TD |
|-----------------------|------------|--------------|------------|------------|-----------|
| Todd Gurley II | 223 | 857 | 3.8 | 25 | 12 |
| Malcolm Brown | 69 | 255 | 3.7 | 17 | 5 |
| Darrell Henderson Jr. | 39 | 147 | 3.8 | 22 | 0 |
| Robert Woods | 17 | 115 | 6.8 | 20 | 1 |
| Brandin Cooks | 6 | 52 | 8.7 | 27 | 0 |
| Jared Goff | 33 | 40 | 1.2 | 8 | 2 |
| Josh Reynolds | 5 | 23 | 4.6 | 12 | 0 |
| John Kelly | 3 | 9 | 3.0 | 6 | 0 |
| Nick Scott | 1 | 6 | 6.0 | 6 | 0 |
| Cooper Kupp | 2 | 4 | 2.0 | 6 | 0 |
| Gerald Everett | 1 | 0 | 0.0 | 0 | 0 |
| Blake Bortles | 2 | -9 | -4.5 | 1 | 0 |
| Rams | 401 | 1,499 | 3.7 | 27 | 20 |
| Opponents | 444 | 1,809 | 4.1 | 44t | 15 |

| Receiving | No. | Yards | Avg. | Long | TD |
|-----------------------|------------|-------------|-------------|------------|-----------|
| Cooper Kupp | 94 | 1,161 | 12.4 | 66 | 10 |
| Robert Woods | 90 | 1,134 | 12.6 | 48 | 2 |
| Tyler Higbee | 69 | 734 | 10.6 | 33 | 3 |
| Brandin Cooks | 42 | 583 | 13.9 | 57 | 2 |
| Gerald Everett | 37 | 408 | 11.0 | 33 | 2 |
| Todd Gurley II | 31 | 207 | 6.7 | 23 | 2 |
| Josh Reynolds | 21 | 326 | 15.5 | 31t | 1 |
| Darrell Henderson Jr. | 4 | 37 | 9.3 | 14 | 0 |
| Johnny Mundt | 4 | 26 | 6.5 | 9 | 0 |
| Malcolm Brown | 2 | 16 | 8.0 | 10 | 1 |
| Michael Thomas | 2 | 14 | 7.0 | 9 | 0 |
| Nick Scott | 1 | 23 | 23.0 | 23 | 0 |
| David Long Jr. | 0 | 0 | 0.0 | 0 | 0 |
| Rams | 397 | 4669 | 11.8 | 66 | 22 |
| Opponents | 348 | 3928 | 11.3 | 67t | 23 |

| Interceptions | No. | Yards | Avg. | Long | TD |
|------------------|-----------|------------|-------------|------------|----------|
| Taylor Rapp | 2 | 54 | 27.0 | 31t | 1 |
| Marcus Peters | 2 | 32 | 16.0 | 32t | 1 |
| Cory Littleton | 2 | 32 | 16.0 | 26 | 0 |
| Troy Hill | 2 | 6 | 3.0 | 6 | 0 |
| John Johnson III | 2 | 0 | 0.0 | 0 | 0 |
| Darius Williams | 2 | 0 | 0.0 | 0 | 0 |
| Jalen Ramsey | 1 | 13 | 13.0 | 13 | 0 |
| Rams | 13 | 137 | 10.5 | 32t | 2 |
| Opponents | 17 | 227 | 13.4 | 55t | 2 |

| Punting | No. | Yards | Avg. | Net | TB | In20 | Long | BLK |
|------------------|-----------|--------------|-------------|-------------|----------|-----------|-----------|----------|
| Johnny Hekker | 66 | 3,128 | 47.4 | 42.4 | 5 | 22 | 71 | 1 |
| Rams | 67 | 3,128 | 46.7 | 42.4 | 5 | 22 | 71 | 1 |
| Opponents | 73 | 3,222 | 44.1 | 41.3 | 2 | 34 | 59 | 0 |

| Punt Returns | Ret. | FC | Yards | Avg. | Long | TD |
|------------------|-----------|-----------|------------|------------|-----------|----------|
| JoJo Natson | 19 | 20 | 149 | 7.8 | 35 | 0 |
| Nsimba Webster | 7 | 6 | 18 | 2.6 | 14 | 0 |
| Michael Thomas | 1 | 0 | 3 | 3.0 | 3 | 0 |
| Rams | 27 | 26 | 170 | 6.3 | 35 | 0 |
| Opponents | 23 | 14 | 190 | 8.3 | 20 | 0 |

| Kickoff Returns | No. | Yards | Avg. | Long | TD |
|-----------------------|-----------|------------|-------------|-----------|----------|
| JoJo Natson | 13 | 289 | 22.2 | 30 | 0 |
| Darrell Henderson Jr. | 3 | 58 | 19.3 | 23 | 0 |
| Nsimba Webster | 2 | 57 | 28.5 | 30 | 0 |
| Rams | 18 | 404 | 22.4 | 30 | 0 |
| Opponents | 17 | 467 | 27.5 | 81 | 0 |

| Field Goals | 1-19 | 20-29 | 30-39 | 40-49 | 50+ |
|------------------|------------|------------|------------|-------------|------------|
| Greg Zuerlein | 0/0 | 7/7 | 7/8 | 5/11 | 5/7 |
| Rams | 0/0 | 7/7 | 7/8 | 5/11 | 5/7 |
| Opponents | 0/0 | 5/5 | 9/9 | 5/8 | 5/8 |

Greg Zuerlein (49, 56, 27) (24, 22) (53, 37) (58, 44) (47, 42) (55, 25, 20) (23) (30) (38) (32, 46) (27,33) (47)

Opponents (46, 52) (34, 52, 42) (23,35) (58) (42) (25, 34) (52) (28) (33) (34) (39, 34) (50, 42, 42) (31)

Fumbles Lost: Jared Goff 5, Todd Gurley II 2, **Total: 7**
Opponent Fumble Recoveries: Cory Littleton 4, Samson Ebukam 2, Darius Williams 1, Taylor Rapp 1, Aaron Donald 1, Dante Fowler Jr. 1, Marcus Peters 1, **Total: 11**



2018 (13-3) 1st, NFC West - Sean McVay



| Date | W/L | Score | Opponent | Attend. |
|------------------|-----|-------|------------------------|-----------|
| 9/10 | W | 33-13 | at Oakland Raiders | 53,857 |
| 9/16 | W | 34-0 | Arizona Cardinals | 66,515 |
| 9/23 | W | 35-23 | Los Angeles Chargers | 68,947 |
| 9/27 | W | 38-31 | Minnesota Vikings | 72,027 |
| 10/7 | W | 33-31 | at Seattle Seahawks | 68,893 |
| 10/14 | W | 23-20 | at Denver Broncos | 76,109 |
| 10/21 | W | 39-10 | at San Francisco 49ers | 66,597 |
| 10/28 | W | 29-27 | Green Bay Packers | 75,822 |
| 11/4 | L | 35-45 | at New Orleans Saints | 73,086 |
| 11/11 | W | 36-31 | Seattle Seahawks | 72,755 |
| 11/19 | W | 54-51 | Kansas City Chiefs | 77,002 |
| 12/2 | W | 30-16 | at Detroit Lions | 60,974 |
| 12/9 | L | 6-15 | at Chicago Bears | 61,695 |
| 12/16 | L | 23-30 | Philadelphia Eagles | 74,210 |
| 12/23 | W | 31-9 | at Arizona Cardinals | 61,759 |
| 12/30 | W | 48-32 | San Francisco 49ers | 72,161 |
| 1/12/2019 ^ | W | 30-22 | Dallas Cowboys | 77,187 |
| 1/20/2019 * W | W | 26-23 | at New Orleans Saints | 73,028 |
| 2/3/2019 ! | L | 3-13 | New England Patriots | 70,081 |
| Total Attendance | | | | 1,322,705 |

^ Denotes NFC Divisional Round game
 * Denotes NFC Championship game
 ! Denotes Super Bowl LIII (played in Atlanta)

| | Rams | OPP |
|--------------------------|----------------|----------------|
| Total First Downs | 401 | 322 |
| Rushing | 134 | 101 |
| Passing | 236 | 185 |
| Penalty | 31 | 36 |
| 3rd Down: Made/Att | 86/191 | 70/188 |
| 3rd Down Pct. | 45.0% | 37.2% |
| 4th Down: Made/Att | 6/15 | 9/15 |
| 4th Down Pct. | 40.0% | 60.0% |
| Possession Avg. | 30:42 | 29:18 |
| Total Net Yards | 6,738 | 5,737 |
| Avg. Per Game | 421.1 | 358.6 |
| Total Plays | 1,060 | 960 |
| Avg. Per Play | 6.4 | 6.0 |
| Net Yards Rushing | 2,231 | 1,957 |
| Avg. Per Game | 139.4 | 122.3 |
| Total Rushes | 459 | 386 |
| Net Yards Passing | 4,507 | 3,780 |
| Avg. Per Game | 281.7 | 236.3 |
| Sacked/Yards Lost | 33/223 | 41/326 |
| Gross Yards | 4,730 | 4,106 |
| Attempts/Completions | 568/368 | 533/347 |
| Completion Pct. | 64.8% | 65.1% |
| Had Intercepted | 12 | 18 |
| Punts/Average | 43/46.3 | 66/44.1 |
| Net Punting Avg. | 43.0 | 38.6 |
| Penalties/Yards | 96/878 | 99/852 |
| Fumbles/Ball Lost | 17/7 | 14/12 |
| Touchdowns | 60 | 44 |
| Rushing | 23 | 12 |
| Passing | 32 | 31 |
| Returns | 5 | 1 |

| Score By Periods | Q1 | Q2 | Q3 | Q4 | OT | T |
|------------------|-----|-----|-----|-----|----|-----|
| Rams | 105 | 174 | 131 | 117 | 0 | 527 |
| Opponents | 84 | 112 | 106 | 82 | 0 | 384 |

| Scoring | TD | Ru | Pa | Rt | PAT | FG | 2Pt | Pts. |
|------------------|-----------|-----------|-----------|----------|--------------|--------------|----------|------------|
| Todd Gurley II | 21 | 17 | 4 | 0 | 0/0 | 0/0 | 3 | 132 |
| Greg Zuerlein | 0 | 0 | 0 | 0 | 35/36 | 27/31 | 0 | 116 |
| Robert Woods | 7 | 1 | 6 | 0 | 0/0 | 0/0 | 0 | 42 |
| Brandin Cooks | 6 | 1 | 5 | 0 | 0/0 | 0/0 | 0 | 36 |
| Cooper Kupp | 6 | 0 | 6 | 0 | 0/0 | 0/0 | 0 | 36 |
| Josh Reynolds | 5 | 0 | 5 | 0 | 0/0 | 0/0 | 0 | 30 |
| Gerald Everett | 3 | 0 | 3 | 0 | 0/0 | 0/0 | 1 | 20 |
| Cairo Santos | 0 | 0 | 0 | 0 | 5/6 | 5/6 | 0 | 20 |
| Sam Ficken | 0 | 0 | 0 | 0 | 10/10 | 1/3 | 0 | 13 |
| Samson Ebukam | 2 | 0 | 0 | 2 | 0/0 | 0/0 | 0 | 12 |
| Jared Goff | 2 | 2 | 0 | 0 | 0/0 | 0/0 | 0 | 12 |
| Tyler Higbee | 2 | 0 | 2 | 0 | 0/0 | 0/0 | 0 | 12 |
| C.J. Anderson | 2 | 2 | 0 | 0 | 0/0 | 0/0 | 0 | 12 |
| Malcolm Brown | 1 | 0 | 1 | 0 | 0/0 | 0/0 | 1 | 8 |
| Cory Littleton | 1 | 0 | 0 | 1 | 0/0 | 0/0 | 0 | 8 |
| Blake Countess | 1 | 0 | 0 | 1 | 0/0 | 0/0 | 0 | 8 |
| Marcus Peters | 1 | 0 | 0 | 1 | 0/0 | 0/0 | 0 | 6 |
| Johnny Hekker | 0 | 0 | 0 | 0 | 1/1 | 1/1 | 0 | 4 |
| Mark Barron | 0 | 0 | 0 | 0 | 0/0 | 0/0 | 0 | 2 |
| Rams | 60 | 23 | 32 | 5 | 51/53 | 34/41 | 5 | 527 |
| Opponents | 44 | 12 | 31 | 1 | 39/42 | 25/28 | 2 | 384 |

Two Point Conversions: RAMS 5/7, Opponents: 2/2
Sacks: Aaron Donald 20.5, Ndamukong Suh 4.5, Cory Littleton 4.0, Samson Ebukam 3.0, Dante Fowler Jr. 2.0, John Franklin-Myers 2.0, Lamarcus Joyner 1.0, Mark Barron 1.0, Ethan Westbrooks 1.0, Michael Brockers 1.0, Matt Longacre 1.0
Rams: 41.0, Opponents: 33.0

Usual Starters

| | | | |
|----|-------------------------|-----|-----------------------|
| WR | Brandin Cooks (16) | DE | Michael Brockers (16) |
| LT | Andrew Whitworth (16) | NT | Ndamukong Suh (16) |
| LG | Rodger Saffold III (16) | DT | Aaron Donald (16) |
| C | John Sullivan (16) | OLB | Matt Longacre (7) |
| RG | Austin Blythe (16) | DE | Dante Fowler Jr. (6) |
| RT | Rob Havenstein (16) | OLB | Samson Ebukam (14) |
| TE | Tyler Higbee (16) | ILB | Cory Littleton (16) |
| WR | Robert Woods (16) | ILB | Mark Barron (12) |
| QB | Jared Goff (16) | LCB | Marcus Peters (16) |
| WR | Josh Reynolds (8) | RCB | Aqib Talib (8) |
| | Cooper Kupp (8) | SS | John Johnson III (16) |
| RB | Todd Gurley II (14) | FS | Lamarcus Joyner (15) |

| Passing | Att. | Comp. | Yards | Comp% | Yards/Att. |
|------------------|------------|------------|--------------|--------------|------------|
| Jared Goff | 561 | 364 | 4,688 | 64.9% | 8.4 |
| Sean Mannion | 3 | 2 | 23 | 66.7% | 7.7 |
| Johnny Hekker | 4 | 2 | 19 | 50.0% | 4.8 |
| Rams | 568 | 368 | 4,730 | 64.8% | 8.3 |
| Opponents | 533 | 347 | 4,106 | 65.1% | 7.7 |

| Rushing | No. | Yards | Avg. | Long | TD |
|------------------|------------|--------------|------------|-----------|-----------|
| Todd Gurley II | 256 | 1,251 | 4.9 | 36 | 17 |
| C.J. Anderson | 43 | 299 | 7.0 | 46 | 2 |
| Malcolm Brown | 43 | 212 | 4.9 | 19 | 0 |
| Robert Woods | 19 | 157 | 8.3 | 56 | 1 |
| Jared Goff | 43 | 108 | 2.5 | 16 | 2 |
| John Kelly | 27 | 74 | 2.7 | 7 | 0 |
| Brandin Cooks | 10 | 68 | 6.8 | 17 | 1 |
| Cooper Kupp | 4 | 25 | 6.3 | 12 | 0 |
| Justin Davis | 2 | 19 | 9.5 | 19 | 0 |
| Gerald Everett | 2 | 16 | 8.0 | 12 | 0 |
| Josh Reynolds | 2 | 8 | 4.0 | 10 | 0 |
| Johnny Hekker | 1 | 3 | 3.0 | 3 | 0 |
| Sean Mannion | 7 | -9 | -1.3 | 3 | 0 |
| Rams | 459 | 2,231 | 4.9 | 56 | 23 |
| Opponents | 386 | 1,957 | 5.1 | 51 | 12 |

| Receiving | No. | Yards | Avg. | Long | TD |
|------------------|------------|--------------|-------------|------------|-----------|
| Robert Woods | 86 | 1,219 | 14.2 | 39t | 6 |
| Brandin Cooks | 80 | 1,204 | 15.1 | 57 | 5 |
| Todd Gurley II | 59 | 580 | 9.8 | 56 | 4 |
| Cooper Kupp | 40 | 566 | 14.2 | 70t | 6 |
| Gerald Everett | 33 | 320 | 9.7 | 40t | 3 |
| Josh Reynolds | 29 | 402 | 13.9 | 33 | 5 |
| Tyler Higbee | 24 | 292 | 12.2 | 36 | 2 |
| Malcolm Brown | 5 | 52 | 10.4 | 18t | 1 |
| C.J. Anderson | 4 | 17 | 4.3 | 13 | 0 |
| John Kelly | 2 | 27 | 13.5 | 18 | 0 |
| KhaDarel Hodge | 2 | 17 | 8.5 | 14 | 0 |
| Nick Williams | 2 | 17 | 8.5 | 11 | 0 |
| Sam Shields | 1 | 12 | 12.0 | 12 | 0 |
| Johnny Mundt | 1 | 5 | 5.0 | 5 | 0 |
| Pharoh Cooper | 0 | 0 | 0 | 0 | 0 |
| Rams | 368 | 4,730 | 12.9 | 70t | 32 |
| Opponents | 347 | 4,106 | 11.8 | 73t | 31 |

| Interceptions | No. | Yards | Avg. | Long | TD |
|-----------------------|-----------|------------|-------------|------------|----------|
| John Johnson III | 4 | 46 | 11.5 | 35 | 0 |
| Marcus Peters | 3 | 107 | 35.7 | 50t | 1 |
| Cory Littleton | 3 | 48 | 16.0 | 22 | 1 |
| Troy Hill | 2 | 7 | 3.5 | 7 | 0 |
| Aqib Talib | 1 | 30 | 30.0 | 30 | 0 |
| Samson Ebukam | 1 | 25 | 25.0 | 25t | 1 |
| Sam Shields | 1 | 22 | 22.0 | 22 | 0 |
| Lamarcus Joyner | 1 | 5 | 5.0 | 5 | 0 |
| Nickell Robey-Coleman | 1 | 0 | 0.0 | 0 | 0 |
| Blake Countess | 1 | 0 | 0.0 | 0 | 0 |
| Rams | 18 | 290 | 16.1 | 50t | 3 |
| Opponents | 12 | 73 | 6.1 | 26 | 0 |

| Punting | No. | Yards | Avg. | Net | TB | In20 | Long | BLK |
|------------------|-----------|--------------|-------------|-------------|----------|-----------|-----------|----------|
| Johnny Hekker | 43 | 1,992 | 46.3 | 43.0 | 2 | 21 | 68 | 0 |
| Rams | 43 | 1,992 | 46.3 | 43.0 | 2 | 21 | 68 | 0 |
| Opponents | 66 | 2,912 | 44.1 | 38.6 | 3 | 26 | 68 | 2 |

| Punt Returns | Ret. | FC | Yards | Avg. | Long | TD |
|------------------|-----------|-----------|------------|-------------|-----------|----------|
| JoJo Natson | 26 | 10 | 280 | 10.8 | 60 | 0 |
| Pharoh Cooper | 2 | 1 | 12 | 6.0 | 12 | 0 |
| Marqui Christian | 1 | 0 | 11 | 11.0 | 11 | 0 |
| Cooper Kupp | 1 | 3 | 4 | 4.0 | 4 | 0 |
| Robert Woods | 0 | 1 | 0 | 0 | 0 | 0 |
| Rams | 30 | 15 | 307 | 10.2 | 60 | 0 |
| Opponents | 12 | 7 | 104 | 8.7 | 22 | 0 |

| Kickoff Returns | No. | Yards | Avg. | Long | TD |
|------------------|-----------|------------|-------------|-----------|----------|
| Blake Countess | 17 | 419 | 24.6 | 40 | 0 |
| Pharoh Cooper | 13 | 277 | 21.3 | 28 | 0 |
| JoJo Natson | 6 | 108 | 18.0 | 24 | 0 |
| Matt Longacre | 2 | 30 | 15.0 | 16 | 0 |
| Robert Woods | 1 | 0 | 0.0 | 0 | 0 |
| Rams | 39 | 834 | 21.4 | 40 | 0 |
| Opponents | 29 | 652 | 22.5 | 42 | 0 |

| Field Goals | 1-19 | 20-29 | 30-39 | 40-49 | 50+ |
|------------------|------------|--------------|--------------|------------|------------|
| Greg Zuerlein | 0/0 | 9/9 | 10/10 | 4/6 | 4/6 |
| Cairo Santos | 1/1 | 2/2 | 2/2 | 0/1 | 0/0 |
| Sam Ficken | 0/0 | 0/1 | 1/1 | 0/1 | 0/0 |
| Johnny Hekker | 0/0 | 1/1 | 0/0 | 0/0 | 0/0 |
| Rams | 1/1 | 12/13 | 13/13 | 4/8 | 4/6 |
| Opponents | 0/0 | 7/7 | 9/10 | 4/4 | 5/7 |

Greg Zuerlein (46WR, 20, 28, 55, 20) (35, 37, 33) (43, 34) (51WR, 56, 34) (35, 37, 20) (23, 33) (24, 47, 48) (27, 50, 40RU) (41, 36, 37) (57LU, 21) (28, 51)

Johnny Hekker (20)

Sam Ficken (46WR) (34, 28WR)

Cairo Santos (19, 39) (26, 39, 47WR, 21)

Opponents (24, 48) () (26) (37, 39, 40) (52) (28, 24) (51) (41, 53) (54) (33) (21) (28, 29, 35) (39, 31, 38WL) (51, 34, 40, 53SH) (36, 54WL) (30)

Fumbles Lost: Jared Goff 5, JoJo Natson 1, Todd Gurley II 1, **Total: 7**
Opponent Fumble Recoveries: Ndamukong Suh 2, Aaron Donald 2, Samson Ebukam 2, John Franklin-Myers 1, Trevon Young 1, Aqib Talib 1, Lamarcus Joyner 1, Ramik Wilson 1, Dante Fowler Jr. 1, **Total: 12**

| TD | TD% | Int. | Int% | Long | Sack/Lost | Rating |
|-----------|-------------|-----------|-------------|------------|---------------|--------------|
| 32 | 5.7% | 12 | 2.1% | 70t | 33/223 | 101.1 |
| 0 | 0.0% | 0 | 0.0% | 18 | 0/0 | 89.6 |
| 0 | 0.0% | 0 | 0.0% | 12 | 0/0 | 63.5 |
| 32 | 5.6% | 12 | 2.1% | 70t | 33/223 | 100.8 |
| 31 | 5.8% | 18 | 3.4% | 73t | 41/326 | 93.8 |



2017 (11-5) 1st, NFC West - Sean McVay



| Date | W/L | Score | Opponent | Attend. |
|----------|-----|-------|-------------------------|----------|
| 9/10 | W | 46-9 | Indianapolis Colts | (60,128) |
| 9/17 | L | 20-27 | Washington Redskins | (56,612) |
| 9/21 | W | 41-39 | at San Francisco 49ers | (70,178) |
| 10/1 | W | 35-30 | at Dallas Cowboys | (91,869) |
| 10/8 | L | 10-16 | Seattle Seahawks | (60,745) |
| 10/15 | W | 27-17 | at Jacksonville Jaguars | (56,232) |
| 10/22 | W | 33-0 | Arizona Cardinals* | (73,736) |
| 11/5 | W | 51-17 | at New York Giants | (76,877) |
| 11/12 | W | 33-7 | Houston Texans | (60,032) |
| 11/19 | L | 7-24 | at Minnesota Vikings | (66,809) |
| 11/26 | W | 26-20 | New Orleans Saints | (62,006) |
| 12/3 | W | 32-16 | at Arizona Cardinals | (63,986) |
| 12/10 | L | 35-43 | Philadelphia Eagles | (67,752) |
| 12/17 | W | 42-7 | at Seattle Seahawks | (69,077) |
| 12/24 | W | 27-23 | at Tennessee Titans | (60,097) |
| 12/31 | L | 13-34 | San Francisco 49ers | (66,125) |
| 1/6/2018 | L | 13-26 | Atlanta Falcons^ | (74,300) |

Total Attendance
 * Denotes International Series at Twickenham Stadium in London
 ^ Denotes NFC Wild Card game

| | Rams | OPP |
|--------------------------|----------------|----------------|
| Total First Downs | 311 | 300 |
| Rushing | 97 | 86 |
| Passing | 185 | 181 |
| Penalty | 29 | 33 |
| 3rd Down Efficiency | 88/214-41.1% | 86/227-37.9% |
| 4th Down Efficiency | 5/12-41.7% | 9/15-60.0% |
| Possession Avg. | 30:06 | 29:54 |
| Total Net Yards | 5,784 | 5,432 |
| Avg. Per Game | 361.5 | 339.5 |
| Total Plays | 1,000 | 1,020 |
| Avg. Per Play | 5.8 | 5.3 |
| Net Yards Rushing | 1,953 | 1,957 |
| Avg. Per Game | 122.1 | 122.3 |
| Total Rushes | 454 | 417 |
| Net Yards Passing | 3,831 | 3,475 |
| Avg. Per Game | 239.4 | 217.2 |
| Sacked/Yards Lost | 28/192 | 48/324 |
| Gross Yards | 4,023 | 3,799 |
| Attempts/Completions | 518/320 | 555/324 |
| Completion Pct. | 61.8% | 58.4% |
| Had Intercepted | 7 | 18 |
| Punts/Average | 65/47.9 | 80/44.5 |
| Net Punting Avg. | 44.3 | 37.3 |
| Penalties/Yards | 107/922 | 102/808 |
| Fumbles/Ball Lost | 29/14 | 23/10 |
| Touchdowns | 51 | 38 |
| Rushing | 17 | 15 |
| Passing | 28 | 21 |
| Returns | 6 | 2 |

| Score By Periods | Q1 | Q2 | Q3 | Q4 | OT | T |
|------------------|-----|-----|-----|-----|----|-----|
| Rams | 119 | 161 | 119 | 79 | 0 | 478 |
| Opponents | 71 | 117 | 41 | 100 | 0 | 329 |

| Scoring | TD | Ru | Pa | Rt | PAT | FG | 2Pt | Pts. |
|------------------|-----------|-----------|-----------|----------|--------------|--------------|----------|------------|
| Greg Zuerlein | 0 | 0 | 0 | 0 | 44/46 | 38/40 | 0 | 158 |
| Todd Gurley II | 19 | 13 | 6 | 0 | 0/0 | 0/0 | 0 | 114 |
| Sammy Watkins | 8 | 0 | 8 | 0 | 0/0 | 0/0 | 0 | 48 |
| Robert Woods | 5 | 0 | 5 | 0 | 0/0 | 0/0 | 0 | 30 |
| Cooper Kupp | 5 | 0 | 5 | 0 | 0/0 | 0/0 | 0 | 30 |
| Malcolm Brown | 2 | 1 | 0 | 1 | 0/0 | 0/0 | 0 | 12 |
| Gerald Everett | 2 | 0 | 2 | 0 | 0/0 | 0/0 | 0 | 12 |
| Sam Ficken | 0 | 0 | 0 | 0 | 4/5 | 2/3 | 0 | 10 |
| Blake Countess | 1 | 0 | 0 | 1 | 0/0 | 0/0 | 0 | 6 |
| Jared Goff | 1 | 1 | 0 | 0 | 0/0 | 0/0 | 0 | 6 |
| Tyler Higbee | 1 | 0 | 1 | 0 | 0/0 | 0/0 | 0 | 6 |
| Pharoh Cooper | 1 | 0 | 0 | 1 | 0/0 | 0/0 | 0 | 6 |
| Lance Dunbar | 1 | 1 | 0 | 0 | 0/0 | 0/0 | 0 | 6 |
| Lamarcus Joyner | 1 | 0 | 0 | 1 | 0/0 | 0/0 | 0 | 6 |
| Tavon Austin | 1 | 1 | 0 | 0 | 0/0 | 0/0 | 0 | 6 |
| Alec Ogletree | 1 | 0 | 0 | 1 | 0/0 | 0/0 | 0 | 6 |
| Trumaine Johnson | 1 | 0 | 0 | 1 | 0/0 | 0/0 | 0 | 6 |
| Josh Reynolds | 1 | 0 | 1 | 0 | 0/0 | 0/0 | 0 | 6 |
| Morgan Fox | 0 | 0 | 0 | 0 | 0/0 | 0/0 | 0 | 2 |
| Rams | 51 | 17 | 28 | 6 | 48/51 | 40/43 | 0 | 478 |
| Opponents | 38 | 15 | 21 | 2 | 32/35 | 23/34 | 0 | 329 |

Two Point Conversions: RAMS 0/0, Opponents: 0/3

Sacks: Aaron Donald 11.0, Robert Quinn 8.5, Matt Longacre 5.5, Connor Barwin 5.0, Michael Brockers 4.5, Ethan Westbrooks 4.0, Morgan Fox 2.5, Samson Ebukam 2.0, Alec Ogletree 2.0, Tyrann Walker 1.0, Cory Littleton 1.0, Mark Barron 1.0
Rams: 48.0, Opponents: 27.0

Usual Starters

| | | | |
|----|-----------------------|-----|-----------------------|
| WR | Sammy Watkins (14) | DE | Michael Brockers (15) |
| LT | Andrew Whitworth (15) | NT | Ethan Westbrooks (9) |
| LG | Rodger Saffold (15) | DT | Aaron Donald (14) |
| C | John Sullivan (15) | OLB | Robert Quinn (14) |
| RG | Jamon Brown (16) | OLB | Connor Barwin (13) |
| RT | Rob Havenstein (15) | ILB | Alec Ogletree (15) |
| TE | Tyler Higbee (16) | ILB | Mark Barron (14) |
| WR | Robert Woods (11) | LCB | Trumaine Johnson (15) |
| QB | Jared Goff (15) | RCB | Kayvon Webster (11) |
| WR | Tavon Austin (9) | SS | John Johnson III (11) |
| WR | Cooper Kupp (6) | FS | Lamarcus Joyner (12) |
| RB | Todd Gurley II (15) | | |

| Passing | Att. | Comp. | Yards | Comp% | Yards/Att. |
|------------------|------------|------------|--------------|--------------|------------|
| Jared Goff | 477 | 296 | 3,804 | 62.1% | 8.0 |
| Sean Mannion | 37 | 22 | 185 | 59.5% | 5.0 |
| Johnny Hekker | 3 | 2 | 34 | 66.7% | 11.3 |
| Cooper Kupp | 1 | 0 | 0 | 0.0% | 0.0 |
| Rams | 518 | 320 | 4,023 | 61.8% | 7.8 |
| Opponents | 555 | 324 | 3,799 | 58.4% | 6.8 |

| Rushing | No. | Yards | Avg. | Long | TD |
|------------------|------------|--------------|------------|------------|-----------|
| Todd Gurley II | 279 | 1,305 | 4.7 | 57t | 13 |
| Tavon Austin | 59 | 270 | 4.6 | 27t | 1 |
| Malcolm Brown | 63 | 246 | 3.9 | 20 | 1 |
| Jared Goff | 28 | 51 | 1.8 | 22 | 1 |
| Lance Dunbar | 11 | 51 | 4.6 | 12 | 1 |
| Gerald Everett | 1 | 13 | 13.0 | 13 | 0 |
| Robert Woods | 2 | 12 | 6.0 | 8 | 0 |
| Pharoh Cooper | 1 | 6 | 6.0 | 6 | 0 |
| Justin Davis | 1 | 1 | 1.0 | 1 | 0 |
| Sean Mannion | 9 | -2 | -0.2 | 3 | 0 |
| Rams | 454 | 1,953 | 4.3 | 57t | 17 |
| Opponents | 417 | 1,957 | 4.7 | 75t | 15 |

| Receiving | No. | Yards | Avg. | Long | TD |
|------------------|------------|--------------|-------------|------------|-----------|
| Todd Gurley II | 64 | 788 | 12.3 | 80t | 6 |
| Cooper Kupp | 62 | 869 | 14.0 | 64 | 5 |
| Robert Woods | 56 | 781 | 13.9 | 94t | 5 |
| Sammy Watkins | 39 | 593 | 15.2 | 67t | 8 |
| Tyler Higbee | 25 | 295 | 11.8 | 38 | 1 |
| Gerald Everett | 16 | 244 | 15.3 | 69 | 2 |
| Tavon Austin | 13 | 47 | 3.6 | 13 | 0 |
| Josh Reynolds | 11 | 104 | 9.5 | 28 | 1 |
| Pharoh Cooper | 11 | 84 | 7.6 | 26 | 0 |
| Malcolm Brown | 9 | 53 | 5.9 | 16 | 0 |
| Derek Carrier | 8 | 71 | 8.9 | 17 | 0 |
| Michael Thomas | 5 | 93 | 18.6 | 50 | 0 |
| Lance Dunbar | 1 | 1 | 1.0 | 1 | 0 |
| Rams | 320 | 4,023 | 12.6 | 94t | 28 |
| Opponents | 324 | 3,799 | 11.7 | 65t | 21 |

| Interceptions | No. | Yards | Avg. | Long | TD |
|-----------------------|-----------|------------|-------------|-----------|----------|
| Lamarcus Joyner | 3 | 104 | 34.7 | 46 | 1 |
| Mark Barron | 3 | 29 | 9.7 | 15 | 0 |
| Nickell Robey-Coleman | 2 | 56 | 28.0 | 31 | 0 |
| Kevin Peterson | 2 | 42 | 21.0 | 38 | 0 |
| Trumaine Johnson | 2 | 39 | 19.5 | 39t | 1 |
| John Johnson III | 1 | 69 | 69.0 | 69 | 0 |
| Alec Ogletree | 1 | 41 | 41.0 | 41t | 1 |
| Blake Countess | 1 | 19 | 19.0 | 19 | 0 |
| Cory Littleton | 1 | 2 | 2.0 | 2 | 0 |
| Cody Davis | 1 | 0 | 0.0 | 0 | 0 |
| Kayvon Webster | 1 | 0 | 0.0 | 0 | 0 |
| Rams | 18 | 401 | 22.3 | 69 | 3 |
| Opponents | 7 | 80 | 11.4 | 39 | 0 |

| Punting | No. | Yards | Avg. | Net | TB | In20 | Long | BLK |
|------------------|-----------|--------------|-------------|-------------|----------|-----------|-----------|----------|
| Johnny Hekker | 65 | 3,113 | 47.9 | 44.3 | 4 | 30 | 70 | 0 |
| Rams | 65 | 3,113 | 47.9 | 44.3 | 4 | 30 | 70 | 0 |
| Opponents | 80 | 3,561 | 44.5 | 37.3 | 6 | 22 | 67 | 3 |

| Punt Returns | Ret. | FC | Yards | Avg. | Long | TD |
|------------------|-----------|-----------|------------|-------------|-----------|----------|
| Pharoh Cooper | 32 | 8 | 399 | 12.5 | 53 | 0 |
| Tavon Austin | 12 | 1 | 53 | 4.4 | 12 | 0 |
| Trumaine Johnson | 1 | 0 | 6 | 6.0 | 6 | 0 |
| Cooper Kupp | 0 | 2 | 0 | 0 | 0 | 0 |
| Rams | 45 | 11 | 458 | 10.2 | 53 | 0 |
| Opponents | 25 | 12 | 152 | 6.1 | 18 | 0 |

| Kickoff Returns | No. | Yards | Avg. | Long | TD |
|------------------|-----------|--------------|-------------|-------------|----------|
| Pharoh Cooper | 34 | 932 | 27.4 | 103t | 1 |
| Derek Carrier | 3 | 41 | 13.7 | 14 | 0 |
| Michael Thomas | 1 | 15 | 15.0 | 15 | 0 |
| Tavon Austin | 1 | 13 | 13.0 | 13 | 0 |
| Matt Longacre | 1 | 0 | 0.0 | 0 | 0 |
| Rams | 40 | 1,001 | 25.0 | 103t | 1 |
| Opponents | 23 | 520 | 22.6 | 57 | 0 |

| Field Goals | 1-19 | 20-29 | 30-39 | 40-49 | 50+ |
|------------------|------------|--------------|--------------|--------------|------------|
| Greg Zuerlein | 1/1 | 8/8 | 11/12 | 12/12 | 6/7 |
| Sam Ficken | 0/0 | 2/2 | 0/1 | 0/0 | 0/0 |
| Rams | 1/1 | 10/10 | 11/13 | 12/12 | 6/7 |
| Opponents | 0/0 | 6/6 | 7/11 | 7/11 | 3/6 |

Greg Zuerlein (50, 35, 44) (32, 40) (36, 48) (49, 44, 44, 30, 28, 43, 33) (35, 36N) (56, 29) (23, 33, 53, 34) (50, 45N) (27, 33, 50, 33) () (50, 63SH, 46, 49, 26) (56, 20, 24, 41) () (36, 31)

Sam Ficken

(36N) (23, 21)

Opponents (20, 38N) (41, 22, 51N) (48, 19) (34) (48, 49, 35) (54N, 41, 54N) (32N) (27, 46, 47) (34N) (48N, 39N, 39) (50, 21) (54, 45N) (22, 41, 33) () (25, 37, 45N, 27) (33, 48)

Fumbles Lost: Tavon Austin 4, Jared Goff 3, Todd Gurley II 2, Sean Mannion 1, Robert Woods 1, Pharoh Cooper 1, Gerald Everett 1, Cooper Kupp 1 **Total: 14**

Opponent Fumble Recoveries: Connor Barwin 1, Tyrann Walker 1, Trumaine Johnson 1, Nickell Robey-Coleman 1, Alec Ogletree 1, Aaron Donald 1, Troy Hill 1, Matt Longacre 1, Bryce Hager 1, Morgan Fox 1 **Total: 10**

| TD | TD% | Int. | Int% | Long | Sack/Lost | Rating |
|-----------|-------------|-----------|-------------|------------|---------------|-------------|
| 28 | 5.9% | 7 | 1.5% | 94t | 25/172 | 100.5 |
| 0 | 0.0% | 0 | 0.0% | 50 | 3/20 | 72.5 |
| 0 | 0.0% | 0 | 0.0% | 28 | 0/0 | 104.8 |
| 0 | 0.0% | 0 | 0.0% | 0 | 0/0 | 39.6 |
| 28 | 5.4% | 7 | 1.4% | 94t | 28/192 | 98.3 |
| 21 | 3.8% | 18 | 3.2% | 65t | 48/324 | 78.4 |



2016 (4-12) 3rd, NFC West - J. Fisher (13), J. Fassel (3)



| Date | W/L | Score | Opponent | Attend. |
|------------------|-----|-------|-------------------------|-------------|
| 9/12 | L | 0-28 | at San Francisco 49ers | (70,178) |
| 9/18 | W | 9-3 | Seattle Seahawks | (91,046) |
| 9/25 | W | 37-32 | at Tampa Bay Buccaneers | (55,009) |
| 10/2 | W | 17-13 | at Arizona Cardinals | (64,622) |
| 10/9 | L | 19-30 | Buffalo Bills | (83,679) |
| 10/16 | L | 28-31 | at Detroit Lions | (56,018) |
| 10/23 | L | 10-17 | New York Giants* | (74,121) |
| 11/6 | L | 10-13 | Carolina Panthers | (86,109) |
| 11/13 | W | 9-6 | at New York Jets | (78,160) |
| 11/20 | L | 10-14 | Miami Dolphins | (83,483) |
| 11/27 | L | 21-49 | at New Orleans Saints | (73,067) |
| 12/4 | L | 10-26 | at New England Patriots | (66,829) |
| 12/11 | L | 14-42 | Atlanta Falcons | (82,495) |
| 12/15 | L | 3-24 | at Seattle Seahawks | (69,067) |
| 12/24 | L | 21-22 | San Francisco 49ers | (83,656) |
| 1/1/2017 | L | 6-44 | Arizona Cardinals | (80,729) |
| Total Attendance | | | | (1,046,706) |

* Denotes International Series at Twickenham Stadium in London

| | Rams | OPP |
|--------------------------|------------------|----------------|
| Total First Downs | 245 | 325 |
| Rushing | 68 | 91 |
| Passing | 151 | 194 |
| Penalty | 26 | 40 |
| 3rd Down Efficiency | 67/213-31.5% | 82/220-37.3% |
| 4th Down Efficiency | 8/20-40.0% | 12/14-85.7% |
| Possession Avg. | 29:21 | 30:39 |
| Total Net Yards | 4,203 | 5,392 |
| Avg. Per Game | 262.7 | 337.0 |
| Total Plays | 960 | 1,037 |
| Avg. Per Play | 4.4 | 5.2 |
| Net Yards Rushing | 1,252 | 1,660 |
| Avg. Per Game | 78.3 | 103.8 |
| Total Rushes | 375 | 424 |
| Net Yards Passing | 2,951 | 3,732 |
| Avg. Per Game | 184.4 | 233.3 |
| Sacked/Yards Lost | 49/362 | 31/196 |
| Gross Yards | 3,313 | 3,928 |
| Attempts/Completions | 536/312 | 582/378 |
| Completion Pct. | 58.2% | 64.9% |
| Had Intercepted | 20 | 10 |
| Punts/Average | 98/47.8 | 96/44.9 |
| Net Avg. | 46.0 | 39.6 |
| Penalties/Yards | 126/1,091 | 108/920 |
| Fumbles/Ball Lost | 24/9 | 19/8 |
| Touchdowns | 24 | 50 |
| Rushing | 9 | 12 |
| Passing | 14 | 32 |
| Returns | 1 | 6 |

| Score By Periods | Q1 | Q2 | Q3 | Q4 | OT | T |
|------------------|----|-----|----|-----|----|-----|
| Rams | 71 | 53 | 26 | 74 | 0 | 224 |
| Opponents | 65 | 134 | 79 | 116 | 0 | 394 |

| Scoring | TD | Ru | Pa | Rt | PAT | FG | 2Pt | Pts. |
|------------------|-----------|-----------|-----------|----------|--------------|--------------|----------|------------|
| Greg Zuerlein | 0 | 0 | 0 | 0 | 23/23 | 19/22 | 0 | 80 |
| Todd Gurley II | 6 | 6 | 0 | 0 | 0/0 | 0/0 | 0 | 36 |
| Kenny Britt | 5 | 0 | 5 | 0 | 0/0 | 0/0 | 0 | 30 |
| Tavon Austin | 4 | 1 | 3 | 0 | 0/0 | 0/0 | 0 | 24 |
| Brian Quick | 3 | 0 | 3 | 0 | 0/0 | 0/0 | 0 | 18 |
| Lance Kendricks | 2 | 0 | 2 | 0 | 0/0 | 0/0 | 0 | 12 |
| Case Keenum | 1 | 1 | 0 | 0 | 0/0 | 0/0 | 0 | 6 |
| Ethan Westbrooks | 1 | 0 | 0 | 1 | 0/0 | 0/0 | 0 | 6 |
| Jared Goff | 1 | 1 | 0 | 0 | 0/0 | 0/0 | 0 | 6 |
| Tyler Higbee | 1 | 0 | 1 | 0 | 0/0 | 0/0 | 0 | 6 |
| Rams | 24 | 9 | 14 | 1 | 23/23 | 19/22 | 0 | 224 |
| Opponents | 50 | 12 | 32 | 6 | 44/47 | 16/18 | 1 | 394 |

Two Point Conversions: RAMS 0/1, Opponents: 1/3

Sacks: Aaron Donald 8.0, William Hayes 5.0, Robert Quinn 4.0, Dominique Easley 3.5, Eugene Sims 2.5, Ethan Westbrooks 2.0, Maurice Alexander 1.0, Mark Barron 1.0, Lamarcus Joyner 1.0, T.J. McDonald 1.0, Cam Thomas 1.0, Blake Countess 1.0 **Rams: 31.0, Opponents: 49.0**

Usual Starters

| | | | |
|----|----------------------|-----|------------------------|
| WR | Kenny Britt (15) | LE | William Hayes (14) |
| LT | Greg Robinson (14) | LT | Aaron Donald (16) |
| LG | Rodger Saffold (15) | RT | Michael Brockers (14) |
| C | Tim Barnes (16) | RE | Robert Quinn (8) |
| RG | Cody Wichmann (11) | WS | Mark Barron (16) |
| RT | Rob Havenstein (15) | MLB | Alec Ogletree (16) |
| TE | Lance Kendricks (16) | MCB | Lamarcus Joyner (8) |
| WR | Brian Quick (7) | LCB | Trumaine Johnson (14) |
| QB | Case Keenum (9) | RCB | E.J. Gaines (10) |
| | Jared Goff (7) | SS | T.J. McDonald (16) |
| WR | Tavon Austin (15) | FS | Maurice Alexander (14) |
| RB | Todd Gurley II (16) | | |

| Passing | Att. | Comp. | Yards | Comp% | Yards/Att. |
|------------------|------------|------------|--------------|--------------|------------|
| Case Keenum | 322 | 196 | 2,201 | 60.9% | 6.8 |
| Jared Goff | 205 | 112 | 1,089 | 54.6% | 5.3 |
| Sean Mannion | 6 | 3 | 19 | 50.0% | 3.2 |
| Johnny Hekker | 2 | 1 | 4 | 50.0% | 2.0 |
| Pharoh Cooper | 1 | 0 | 0 | 0.0% | 0.0 |
| Rams | 536 | 312 | 3,313 | 58.2% | 6.2 |
| Opponents | 582 | 378 | 3,928 | 64.9% | 6.7 |

| Rushing | No. | Yards | Avg. | Long | TD |
|------------------|------------|--------------|------------|------------|-----------|
| Todd Gurley II | 278 | 885 | 3.2 | 24t | 6 |
| Tavon Austin | 28 | 159 | 5.7 | 30t | 1 |
| Benny Cunningham | 21 | 101 | 4.8 | 24 | 0 |
| Case Keenum | 20 | 51 | 2.6 | 13 | 1 |
| Malcolm Brown | 18 | 39 | 2.2 | 10 | 0 |
| Jared Goff | 8 | 16 | 2.0 | 6 | 1 |
| Bradley Marquez | 1 | 2 | 2.0 | 2 | 0 |
| Sean Mannion | 1 | -1 | -1.0 | -1 | 0 |
| Rams | 375 | 1,252 | 3.3 | 30t | 9 |
| Opponents | 424 | 1,660 | 3.9 | 61 | 12 |

| Receiving | No. | Yards | Avg. | Long | TD |
|------------------|------------|--------------|-------------|------------|-----------|
| Kenny Britt | 68 | 1,002 | 14.7 | 66 | 5 |
| Tavon Austin | 58 | 509 | 8.8 | 43t | 3 |
| Lance Kendricks | 50 | 499 | 10.0 | 44 | 2 |
| Todd Gurley II | 43 | 327 | 7.6 | 33 | 0 |
| Brian Quick | 41 | 564 | 13.8 | 65t | 3 |
| Benny Cunningham | 16 | 91 | 5.7 | 12 | 0 |
| Pharoh Cooper | 14 | 106 | 7.6 | 23 | 0 |
| Tyler Higbee | 11 | 85 | 7.7 | 31 | 1 |
| Malcolm Brown | 3 | 46 | 15.3 | 26 | 0 |
| Bradley Marquez | 3 | 37 | 12.3 | 13 | 0 |
| Michael Thomas | 3 | 37 | 12.3 | 16 | 0 |
| Paul McRoberts | 1 | 6 | 6.0 | 6 | 0 |
| Chase Reynolds | 1 | 4 | 4.0 | 4 | 0 |
| Rams | 312 | 3,313 | 10.6 | 66 | 14 |
| Opponents | 378 | 3,928 | 10.4 | 64t | 32 |

| Interceptions | No. | Yards | Avg. | Long | TD |
|-------------------|-----------|------------|-------------|-----------|----------|
| Maurice Alexander | 2 | 19 | 9.5 | 19 | 0 |
| Alec Ogletree | 2 | 15 | 7.5 | 8 | 0 |
| Mark Barron | 2 | 8 | 4.0 | 7 | 0 |
| T.J. McDonald | 2 | 0 | 0.0 | 0 | 0 |
| Cody Davis | 1 | 29 | 29.0 | 29 | 0 |
| Trumaine Johnson | 1 | 0 | 0.0 | 0 | 0 |
| Rams | 10 | 71 | 7.1 | 29 | 0 |
| Opponents | 20 | 349 | 17.5 | 6t | 5 |

| Punting | No. | Yards | Avg. | Net | TB | In20 | Long | BLK |
|------------------|-----------|--------------|-------------|-------------|----------|-----------|-----------|----------|
| Johnny Hekker | 98 | 4,680 | 47.8 | 46.0 | 1 | 51 | 78 | 0 |
| Rams | 98 | 4,680 | 47.8 | 46.0 | 1 | 51 | 78 | 0 |
| Opponents | 96 | 4,311 | 44.9 | 39.6 | 7 | 30 | 66 | 1 |

| Punt Returns | Ret. | FC | Yards | Avg. | Long | TD |
|------------------|-----------|-----------|------------|------------|-----------|----------|
| Tavon Austin | 44 | 16 | 364 | 8.3 | 47 | 0 |
| Pharoh Cooper | 5 | 3 | 5 | 1.0 | 6 | 0 |
| Rams | 49 | 19 | 369 | 7.5 | 47 | 0 |
| Opponents | 35 | 40 | 152 | 4.3 | 19 | 0 |

| Kickoff Returns | No. | Yards | Avg. | Long | TD |
|------------------|-----------|--------------|-------------|-----------|----------|
| Benny Cunningham | 22 | 599 | 27.2 | 61 | 0 |
| Pharoh Cooper | 14 | 323 | 23.1 | 51 | 0 |
| Michael Thomas | 9 | 180 | 20.0 | 41 | 0 |
| Tavon Austin | 1 | 5 | 5.0 | 5 | 0 |
| Chase Reynolds | 1 | 0 | 0.0 | 0 | 0 |
| Cody Davis | 0 | 15 | 0 | 15 | 0 |
| Rams | 47 | 1,122 | 23.9 | 61 | 0 |
| Opponents | 22 | 430 | 19.5 | 27 | 0 |

| Field Goals | 1-19 | 20-29 | 30-39 | 40-49 | 50+ |
|------------------|------------|------------|------------|------------|------------|
| Greg Zuerlein | 0/0 | 5/5 | 9/9 | 3/4 | 2/4 |
| Rams | 0/0 | 5/5 | 9/9 | 3/4 | 2/4 |
| Opponents | 0/0 | 6/6 | 5/5 | 5/7 | 0/0 |

Greg Zuerlein (39, 28, 47) (53) (29) (37, 32, 54, 22) (36) (55N, 55N, 25) (20, 38, 34) (46, 48N) (44) (36) (37, 36)

Opponents (23) (41N) (25, 21) (23) (34) (29) (54, 26) (48N, 38, 37) (48) (32, 34, 47)

Fumbles Lost: Jared Goff 2, Michael Thomas 1, Kenny Britt 1, Lance Kendricks 1, Case Keenum 1, Tavon Austin 1, Malcolm Brown 1, Todd Gurley II 1 **Total: 9**
Opponent Fumble Recoveries: Eugene Sims 1, Mark Barron 1, Trumaine Johnson 1, Alec Ogletree 1, Ethan Westbrooks 1, E.J. Gaines 1, Morgan Fox 1, Josh Forrest 1 **Total: 8**

| TD | TD% | Int. | Int% | Long | Sack/Lost | Rating |
|-----------|-------------|-----------|-------------|------------|---------------|-------------|
| 9 | 2.8% | 11 | 3.4% | 65t | 23/140 | 76.4 |
| 5 | 2.4% | 7 | 3.4% | 66 | 26/222 | 63.6 |
| 0 | 0.0% | 1 | 16.7% | 9 | 0/0 | 17.4 |
| 0 | 0.0% | 0 | 0.0% | 4 | 0/0 | 56.3 |
| 0 | 0.0% | 1 | 100.0% | 0 | 0/0 | 0.0 |
| 14 | 2.6% | 20 | 3.7% | 66 | 49/362 | 69.5 |
| 32 | 5.5% | 10 | 1.7% | 64t | 31/196 | 95.5 |



2015 (7-9) 3rd, NFC West - Jeff Fisher



| Date | W/L | Score | Opponent | Attend. |
|------------------|-----|------------|------------------------|-----------|
| 9/13 | W | 34-31 (OT) | Seattle Seahawks | (51,414) |
| 9/20 | L | 24-10 | at Washington Redskins | (72,460) |
| 9/27 | L | 12-6 | Pittsburgh Steelers | (52,452) |
| 10/4 | W | 24-22 | at Arizona Cardinals | (63,146) |
| 10/11 | L | 24-10 | at Green Bay Packers | (78,432) |
| 10/25 | W | 24-6 | Cleveland Browns | (51,236) |
| 11/1 | W | 27-6 | San Francisco 49ers | (51,206) |
| 11/8 | L | 21-18 | at Minnesota Vikings | (52,406) |
| 11/15 | L | 37-13 | Chicago Bears | (58,638) |
| 11/22 | L | 16-13 (OT) | at Baltimore Ravens | (71,105) |
| 11/29 | L | 31-7 | at Cincinnati Bengals | (61,022) |
| 12/6 | L | 27-3 | Arizona Cardinals | (51,156) |
| 12/13 | W | 21-14 | Detroit Lions | (51,198) |
| 12/17 | W | 31-23 | Tampa Bay Buccaneers | (51,436) |
| 12/27 | W | 23-17 | at Seattle Seahawks | (69,080) |
| 1/3/16 | L | 19-16 (OT) | at San Francisco 49ers | (70,799) |
| Total Attendance | | | | (957,186) |

| | Rams | OPP |
|--------------------------|------------------|----------------|
| Total First Downs | 241 | 320 |
| Rushing | 92 | 98 |
| Passing | 126 | 192 |
| Penalty | 23 | 30 |
| 3rd Down Efficiency | 52/201-25.9% | 78/225-34.7% |
| 4th Down Efficiency | 4/13-30.8% | 4/15-26.7% |
| Possession Avg. | 27:35 | 32:25 |
| Total Net Yards | 4,761 | 5,885 |
| Avg. Per Game | 297.6 | 367.8 |
| Total Plays | 920 | 1,091 |
| Avg. Per Play | 5.2 | 5.4 |
| Net Yards Rushing | 1,956 | 1,820 |
| Avg. Per Game | 122.3 | 113.8 |
| Total Rushes | 429 | 453 |
| Net Yards Passing | 2,805 | 4,065 |
| Avg. Per Game | 175.3 | 254.1 |
| Sacked/Yards Lost | 18/126 | 41/236 |
| Gross Yards | 2,931 | 4,301 |
| Attempts/Completions | 473/273 | 597/399 |
| Completion Pct. | 57.7% | 66.8% |
| Had Intercepted | 11 | 13 |
| Punts/Average | 96/47.9 | 83/44.8 |
| Net Avg. | 43.7 | 38.8 |
| Penalties/Yards | 122/1,007 | 109/992 |
| Fumbles/Ball Lost | 22/10 | 28/13 |
| Touchdowns | 31 | 32 |
| Rushing | 16 | 7 |
| Passing | 11 | 21 |
| Returns | 4 | 4 |

| Score By Periods | Q1 | Q2 | Q3 | Q4 | OT | T |
|------------------|----|----|----|-----|----|-----|
| Rams | 69 | 93 | 64 | 51 | 3 | 280 |
| Opponents | 77 | 71 | 72 | 104 | 6 | 330 |

| Scoring | TD | Ru | Pa | Rt | PAT | FG | 2Pt | Pts. |
|-------------------|-----------|-----------|-----------|----------|--------------|--------------|----------|------------|
| Greg Zuerlein | 0 | 0 | 0 | 0 | 26/28 | 20/30 | 0 | 86 |
| Tavon Austin | 10 | 4 | 5 | 1 | 0/0 | 0/0 | 0 | 60 |
| Todd Gurley | 10 | 10 | 0 | 0 | 0/0 | 0/0 | 0 | 60 |
| Kenny Britt | 3 | 0 | 3 | 0 | 0/0 | 0/0 | 0 | 18 |
| Lance Kendricks | 2 | 0 | 2 | 0 | 0/0 | 0/0 | 0 | 12 |
| Rodney McLeod | 1 | 0 | 0 | 1 | 0/0 | 0/0 | 0 | 6 |
| Nick Foles | 1 | 1 | 0 | 0 | 0/0 | 0/0 | 0 | 6 |
| Stedman Bailey | 1 | 0 | 1 | 0 | 0/0 | 0/0 | 0 | 6 |
| Trumaine Johnson | 1 | 0 | 0 | 1 | 0/0 | 0/0 | 0 | 6 |
| Akeem Ayers | 1 | 0 | 0 | 1 | 0/0 | 0/0 | 0 | 6 |
| Tre Mason | 1 | 1 | 0 | 0 | 0/0 | 0/0 | 0 | 6 |
| Zach Hocker | 0 | 0 | 0 | 0 | 1/1 | 1/1 | 0 | 4 |
| James Laurinaitis | 0 | 0 | 0 | 0 | 0/0 | 0/0 | 0 | 2 |
| Jared Cook | 0 | 0 | 0 | 0 | 0/0 | 0/0 | 1 | 2 |
| Rams | 31 | 16 | 11 | 4 | 27/29 | 21/31 | 1 | 280 |
| Opponents | 32 | 7 | 21 | 4 | 29/29 | 35/37 | 2 | 330 |

Two Point Conversions: Rams 1/2, Opponents: 2/3

Sacks: Aaron Donald 11.0, William Hayes 5.5, Robert Quinn 5.0, Chris Long 3.0, Michael Brockers 3.0, Maurice Alexander 2.0, Lamarqus Joyner 2.0, Ethan Westbrook 2.0, Alec Ogletree 2.0, Eugene Sims 1.5, T.J. McDonald 1.0, Mark Barron 1.0, James Laurinaitis 1.0, Akeem Ayers 0.5, Nick Fairley 0.5
Rams: 41.0, Opponents: 17.0

Usual Starters

| | | | |
|----|-----------------------|-----|------------------------|
| WR | Kenny Britt (13) | LE | William Hayes (11) |
| LT | Greg Robinson (16) | LT | Aaron Donald (16) |
| LG | Garrett Reynolds (11) | RT | Michael Brockers (16) |
| C | Tim Barnes (16) | RE | Eugene Sims (9) |
| RG | Cody Wichmann (7) | RLB | Akeem Ayers (11) |
| RT | Rob Havenstein (13) | MLB | James Laurinaitis (16) |
| TE | Lance Kendricks (12) | LLB | (S) Mark Barron (12) |
| TE | Jared Cook (12) | LCB | Trumaine Johnson (13) |
| QB | Nick Foles (11) | RCB | Janoris Jenkins (15) |
| | Case Keenum (5) | SS | T.J. McDonald (11) |
| WR | Tavon Austin (14) | FS | Rodney McLeod (16) |
| RB | Todd Gurley II (12) | | |

| Passing | Att. | Comp. | Yards | Comp% | Yards/Att. |
|------------------|------------|------------|--------------|--------------|------------|
| Nick Foles | 337 | 190 | 2,052 | 56.4% | 6.1 |
| Case Keenum | 125 | 76 | 828 | 60.8% | 6.6 |
| Sean Mannion | 7 | 6 | 31 | 85.7% | 4.4 |
| Johnny Hekker | 4 | 1 | 20 | 25.0% | 5.0 |
| Rams | 473 | 273 | 2,931 | 57.7% | 6.2 |
| Opponents | 597 | 399 | 4,301 | 66.8% | 7.2 |

| Rushing | No. | Yards | Avg. | Long | TD |
|------------------|------------|--------------|------------|------------|-----------|
| Todd Gurley II | 299 | 1,106 | 4.8 | 71t | 10 |
| Tavon Austin | 52 | 434 | 8.3 | 60 | 4 |
| Tre Mason | 75 | 207 | 2.8 | 15 | 1 |
| Benny Cunningham | 37 | 140 | 3.8 | 40 | 0 |
| Chris Givens | 1 | 24 | 24.0 | 24 | 0 |
| Nick Foles | 17 | 20 | 1.2 | 10 | 1 |
| Malcolm Brown | 4 | 17 | 4.3 | 13 | 0 |
| Case Keenum | 12 | 5 | 0.4 | 4 | 0 |
| Isaiah Pead | 2 | 3 | 1.5 | 4 | 0 |
| Rams | 429 | 1,956 | 4.6 | 71t | 16 |
| Opponents | 453 | 1,820 | 4.0 | 47 | 7 |

| Receiving | No. | Yards | Avg. | Long | TD |
|------------------|-----|-------|------|------|----|
| Tavon Austin | 52 | 473 | 9.1 | 66t | 5 |
| Jared Cook | 39 | 481 | 12.3 | 49 | 0 |
| Kenny Britt | 36 | 681 | 18.9 | 60t | 3 |
| Benny Cunningham | 26 | 250 | 9.6 | 42 | 0 |
| Lance Kendricks | 25 | 245 | 9.8 | 37t | 2 |
| Todd Gurley II | 21 | 188 | 9.0 | 31 | 0 |
| Tre Mason | 18 | 88 | 4.9 | 16 | 0 |
| Wes Welker | 13 | 102 | 7.8 | 14 | 0 |
| Bradley Marquez | 13 | 88 | 6.8 | 14 | 0 |
| Stedman Bailey | 12 | 182 | 15.2 | 68 | 1 |
| Brian Quick | 10 | 102 | 10.2 | 37 | 0 |
| Cory Harkey | 5 | 26 | 5.2 | 12 | 0 |
| Cody Davis | 1 | 20 | 20.0 | 20 | 0 |
| Chris Givens | 1 | 7 | 7.0 | 7 | 0 |
| Malcolm Brown | 1 | -2 | -2.0 | -2 | 0 |

| | | | | | |
|------------------|------------|--------------|-------------|------------|-----------|
| Rams | 273 | 2,931 | 10.7 | 68 | 11 |
| Opponents | 399 | 4,301 | 10.8 | 87t | 21 |

| Interceptions | No. | Yards | Avg. | Long | TD |
|-------------------|-----------|------------|-------------|------------|----------|
| Trumaine Johnson | 7 | 136 | 19.4 | 58t | 1 |
| Janoris Jenkins | 3 | 0 | 0.0 | 0 | 0 |
| Eugene Sims | 1 | 42 | 42.0 | 42 | 0 |
| Rodney McLeod | 1 | 4 | 4.0 | 4 | 0 |
| James Laurinaitis | 1 | 0 | 0.0 | 0 | 0 |
| Rams | 13 | 182 | 14.0 | 58t | 1 |
| Opponents | 11 | 131 | 11.9 | 45t | 2 |

| Punting | No. | Yards | Avg. | Net | TB | In20 | Long | BLK |
|------------------|-----------|--------------|-------------|-------------|-----------|-----------|-----------|----------|
| Johnny Hekker | 96 | 4,601 | 47.9 | 43.7 | 6 | 41 | 68 | 0 |
| Rams | 96 | 4,601 | 47.9 | 43.7 | 6 | 41 | 68 | 0 |
| Opponents | 83 | 3,721 | 44.8 | 38.8 | 10 | 26 | 73 | 0 |

| Punt Returns | Ret. | FC | Yards | Avg. | Long | TD |
|------------------|-----------|-----------|------------|------------|------------|----------|
| Tavon Austin | 34 | 15 | 268 | 7.9 | 75t | 1 |
| Wes Welker | 2 | 0 | 23 | 11.5 | 13 | 0 |
| Janoris Jenkins | 1 | 0 | 5 | 5.0 | 5 | 0 |
| Cody Davis | 1 | 0 | 4 | 4.0 | 4 | 0 |
| Daren Bates | 1 | 0 | 0 | 0.0 | 0 | 0 |
| Rams | 39 | 15 | 300 | 7.7 | 75t | 1 |
| Opponents | 40 | 25 | 289 | 7.2 | 57t | 1 |

| Kickoff Returns | No. | Yards | Avg. | Long | TD |
|------------------|-----------|------------|-------------|------------|----------|
| Benny Cunningham | 25 | 714 | 28.6 | 102 | 0 |
| Isaiah Pead | 3 | 63 | 21.0 | 22 | 0 |
| Tavon Austin | 3 | 16 | 5.3 | 7 | 0 |
| Chase Reynolds | 2 | 9 | 4.5 | 9 | 0 |
| Stedman Bailey | 1 | 28 | 28.0 | 28 | 0 |
| Rams | 34 | 830 | 24.4 | 102 | 0 |
| Opponents | 27 | 605 | 22.4 | 42 | 0 |

| Field Goals | 1-19 | 20-29 | 30-39 | 40-49 | 50+ |
|------------------|------------|--------------|--------------|------------|------------|
| Greg Zuerlein | 1/1 | 2/2 | 9/10 | 5/8 | 3/9 |
| Zach Hocker | 0/0 | 0/0 | 1/1 | 0/0 | 0/0 |
| Rams | 1/1 | 2/2 | 10/11 | 5/8 | 3/9 |
| Opponents | 0/0 | 17/17 | 10/10 | 6/6 | 2/4 |

Greg Zuerlein (33, 37) (52) (49, 27) (30) (42, 50N, 53N, 63N) (39, 63N, 35N) (38, 40B) (61, 35, 45, 48N, 53) (26, 38) (52N) (19) (42) (33, 32, 44, 52N, 48N)

Zach Hocker (35)

Opponents (25, 27, 35) (46) (21, 41) (21, 27, 42, 38, 29) (35) (25, 44) (54, 26) (34, 40) (35, 37, 36) (51N, 25, 20, 51N, 47) (21) (33, 29) (53, 32, 24) (26) (26, 28, 38, 23)

Fumbles Lost: Case Keenum 2, Nick Foles 2, Tavon Austin 2, Tre Mason 1, Todd Gurley II 1, Isaiah Pead 1, Jared Cook 1 **Total: 10**

Opponent Fumble Recoveries: Akeem Ayers 3, Rodney McLeod 1, Trumaine Johnson 1, Daren Bates 1, T.J. McDonald 1, Aaron Donald 1, Lamarqus Joyner 1, Maurice Alexander 1, Eugene Sims 1, Doug Worthington 1, Nick Fairley 1 **Total: 13**

| TD | TD% | Int. | Int% | Long | Sack/Lost | Rating |
|-----------|-------------|-----------|-------------|------------|---------------|-------------|
| 7 | 2.1% | 10 | 3.0% | 68 | 14/98 | 69.0 |
| 4 | 3.2% | 1 | 0.8% | 60t | 4/28 | 87.7 |
| 0 | 0.0% | 0 | 0.0% | 11t | 0/0 | 85.1 |
| 0 | 0.0% | 0 | 0.0% | 20 | 0/0 | 47.9 |
| 11 | 2.3% | 11 | 2.3% | 68 | 18/126 | 74.1 |
| 21 | 3.5% | 13 | 2.2% | 87t | 41/236 | 90.5 |



2014 (6-10) 4th, NFC West - Jeff Fisher



| Date | W/L | Score | Opponent | Attend. |
|------------------|-----|-------|-------------------------|-------------|
| 9/7 | L | 6-34 | Minnesota Vikings | (56,001) |
| 9/14 | W | 19-17 | at Tampa Bay Buccaneers | (60,245) |
| 9/21 | L | 31-34 | Dallas Cowboys | (58,743) |
| 10/5 | L | 28-34 | at Philadelphia Eagles | (69,869) |
| 10/13 | L | 17-31 | San Francisco 49ers | (56,802) |
| 10/19 | W | 28-26 | Seattle Seahawks | (57,733) |
| 10/26 | L | 7-34 | at Kansas City Chiefs | (75,890) |
| 11/2 | W | 13-10 | at San Francisco 49ers | (70,486) |
| 11/9 | L | 14-31 | at Arizonal Cardinals | (61,363) |
| 11/16 | W | 22-7 | Denver Broncos | (59,400) |
| 11/23 | L | 24-27 | at San Diego Chargers | (67,983) |
| 11/30 | W | 52-0 | Oakland Raiders | (55,622) |
| 12/7 | W | 24-0 | at Washington Redskins | (70,754) |
| 12/11 | L | 6-12 | Arizona Cardinals | (55,898) |
| 12/21 | L | 27-37 | New York Giants | (55,818) |
| 12/28 | L | 6-20 | at Seattle Seahawks | (68,443) |
| Total Attendance | | | | (1,001,050) |

| | Rams | OPP |
|--------------------------|------------------|----------------|
| Total First Downs | 288 | 301 |
| Rushing | 79 | 83 |
| Passing | 189 | 189 |
| Penalty | 20 | 29 |
| 3rd Down Efficiency | 68/192-35.4% | 82/213-38.5% |
| 4th Down Efficiency | 4/10-40% | 0/10-0.0% |
| Possession Avg. | 29:13 | 30:47 |
| Total Net Yards | 5,035 | 5,626 |
| Avg. Per Game | 314.7 | 351.6 |
| Total Plays | 957 | 1,005 |
| Avg. Per Play | 5.3 | 5.6 |
| Net Yards Rushing | 1,635 | 1,765 |
| Avg. Per Game | 102.2 | 110.3 |
| Total Rushes | 395 | 425 |
| Net Yards Passing | 3,400 | 3,861 |
| Avg. Per Game | 212.5 | 241.3 |
| Sacked/Yards Lost | 47/295 | 40/265 |
| Gross Yards | 3,695 | 4,126 |
| Attempts/Completions | 515/327 | 540/368 |
| Completion Pct. | 63.5% | 68.1% |
| Had Intercepted | 16 | 13 |
| Punts/Average | 81/45.9 | 76/43.0 |
| Net Avg. | 42.3 | 35.9 |
| Penalties/Yards | 123/1,139 | 105/882 |
| Fumbles/Ball Lost | 27/11 | 26/12 |
| Touchdowns | 36 | 40 |
| Rushing | 11 | 12 |
| Passing | 20 | 18 |
| Returns | 5 | 10 |

| Score By Periods | Q1 | Q2 | Q3 | Q4 | OT | T |
|------------------|----|----|-----|-----|----|-----|
| Rams | 95 | 98 | 48 | 83 | 0 | 324 |
| Opponents | 42 | 93 | 106 | 113 | 0 | 354 |

| Scoring | TD | Ru | Pa | Rt | PAT | FG | 2Pt | Pts. |
|------------------|-----------|-----------|-----------|-----------|--------------|--------------|----------|------------|
| Greg Zuerlein | 0 | 0 | 0 | 0 | 34/35 | 24/30 | 0 | 106 |
| Lance Kendricks | 5 | 0 | 5 | 0 | 0/0 | 0/0 | 0 | 30 |
| Tre Mason | 5 | 4 | 1 | 0 | 0/0 | 0/0 | 0 | 30 |
| Benny Cunningham | 4 | 3 | 1 | 0 | 0/0 | 0/0 | 0 | 24 |
| Tavon Austin | 3 | 2 | 0 | 1 | 0/0 | 0/0 | 0 | 18 |
| Kenny Britt | 3 | 0 | 3 | 0 | 0/0 | 0/0 | 0 | 18 |
| Jared Cook | 3 | 0 | 3 | 0 | 0/0 | 0/0 | 0 | 18 |
| Brian Quick | 3 | 0 | 3 | 0 | 0/0 | 0/0 | 0 | 18 |
| Janoris Jenkins | 2 | 0 | 0 | 2 | 0/0 | 0/0 | 0 | 12 |
| Stedman Bailey | 2 | 0 | 1 | 1 | 0/0 | 0/0 | 0 | 12 |
| Cory Harkey | 1 | 0 | 1 | 0 | 0/0 | 0/0 | 1 | 8 |
| Chris Givens | 1 | 0 | 1 | 0 | 0/0 | 0/0 | 0 | 6 |
| Shaun Hill | 1 | 1 | 0 | 0 | 0/0 | 0/0 | 0 | 6 |
| Zac Stacy | 1 | 1 | 0 | 0 | 0/0 | 0/0 | 0 | 6 |
| Trumaine Johnson | 1 | 0 | 0 | 1 | 0/0 | 0/0 | 0 | 6 |
| Austin Pettis | 1 | 0 | 1 | 0 | 0/0 | 0/0 | 0 | 6 |
| Rams | 36 | 11 | 20 | 5 | 34/35 | 24/30 | 1 | 324 |
| Opponents | 40 | 12 | 18 | 10 | 39/39 | 25/29 | 0 | 354 |

Two Point Conversions: RAMS 1/1, Opponents: 0/1

Sacks: Quinn 10.5, Donald 9.0, Hayes 4, Laurinaitis 3.5, Sims 3.0, Barron 3.0, McDonald 2.0, Brockers 2.0, Long 1.0, Joyner 1.0, Langford 1.0
Rams: 40.0, Opponents: 47.0

Usual Starters

| | | | |
|----|----------------------|-----|------------------------|
| WR | Kenny Britt (13) | LE | William Hayes (9) |
| LT | Greg Robinson (12) | LT | Aaron Donald (12) |
| LG | Rodger Saffold (13) | RT | Michael Brockers (16) |
| C | Scott Wells (16) | RE | Robert Quinn (16) |
| RG | Davin Joseph (13) | RLB | Jo-lonn Dunbar (10) |
| RT | Joe Barksdale (16) | MLB | James Laurinaitis (16) |
| TE | Cory Harkey (12) | LLB | Alec Ogletree (16) |
| TE | Lance Kendricks (15) | LCB | E.J. Gaines (15) |
| QB | Austin Davis (8) | RCB | Janoris Jenkins (13) |
| | Shaun Hill (8) | SS | T.J. McDonald (16) |
| WR | Tavon Austin (9) | FS | Rodney McLeod (16) |
| RB | Tre Mason (9) | | |

| Passing | Att. | Comp. | Yards | Comp% | Yards/Att. |
|------------------|------------|------------|--------------|--------------|------------|
| Austin Davis | 284 | 180 | 2,001 | 63.4% | 7.0 |
| Shaun Hill | 229 | 145 | 1,657 | 63.3% | 7.2 |
| Johnny Hekker | 2 | 2 | 37 | 100% | 18.5 |
| Rams | 515 | 327 | 3,695 | 63.5% | 7.2 |
| Opponents | 540 | 368 | 4,126 | 68.1% | 7.6 |

| Rushing | No. | Yards | Avg. | Long | TD |
|------------------|------------|--------------|------------|------------|-----------|
| Tre Mason | 179 | 765 | 4.3 | 89t | 4 |
| Zac Stacy | 76 | 293 | 3.9 | 16 | 1 |
| Benny Cunningham | 66 | 246 | 3.7 | 20 | 3 |
| Tavon Austin | 36 | 224 | 6.2 | 19 | 2 |
| Austin Davis | 16 | 36 | 2.3 | 12 | 0 |
| Trey Watts | 7 | 30 | 4.3 | 9 | 0 |
| Kenny Britt | 2 | 14 | 7.0 | 12 | 0 |
| Stedman Bailey | 1 | 13 | 13.0 | 13 | 0 |
| Shaun Hill | 10 | 10 | 1.0 | 9 | 1 |
| Chris Givens | 1 | 4 | 4.0 | 4 | 0 |
| Jared Cook | 1 | 0 | 0.0 | 0 | 0 |
| Rams | 395 | 1,635 | 4.1 | 89t | 11 |
| Opponents | 425 | 1,765 | 4.2 | 67t | 12 |

| Receiving | No. | Yards | Avg. | Long | TD |
|------------------|------------|--------------|-------------|------------|-----------|
| Jared Cook | 52 | 634 | 12.2 | 59t | 3 |
| Kenny Britt | 48 | 748 | 15.6 | 63t | 3 |
| Benny Cunningham | 45 | 352 | 7.8 | 19 | 1 |
| Tavon Austin | 31 | 242 | 7.8 | 28 | 0 |
| Stedman Bailey | 30 | 435 | 14.5 | 38 | 1 |
| Lance Kendricks | 27 | 259 | 9.6 | 23t | 5 |
| Brian Quick | 25 | 375 | 15.0 | 51t | 3 |
| Zac Stacy | 18 | 152 | 8.4 | 17 | 0 |
| Tre Mason | 16 | 148 | 9.3 | 35t | 1 |
| Austin Pettis | 12 | 118 | 9.8 | 27 | 1 |
| Chris Givens | 11 | 159 | 14.5 | 47t | 1 |
| Cory Harkey | 8 | 55 | 6.9 | 21 | 1 |
| Trey Watts | 3 | 18 | 6.0 | 11 | 0 |
| Shaun Hill | 1 | 0 | 0.0 | 0 | 0 |
| Rams | 327 | 3,695 | 11.3 | 63t | 20 |
| Opponents | 368 | 4,126 | 11.2 | 80t | 18 |

| Interceptions | No. | Yards | Avg. | Long | TD |
|------------------|-----------|------------|-------------|------------|----------|
| Trumaine Johnson | 3 | 69 | 23.0 | 43t | 1 |
| Janoris Jenkins | 2 | 124 | 62.0 | 99t | 2 |
| Alec Ogletree | 2 | 44 | 22.0 | 44 | 0 |
| Rodney McLeod | 2 | 1 | 0.5 | 1 | 0 |
| E.J. Gaines | 2 | 0 | 0.0 | 0 | 0 |
| T.J. McDonald | 1 | 20 | 20.0 | 20 | 0 |
| Marcus Roberson | 1 | 18 | 18.0 | 18 | 0 |
| Rams | 13 | 276 | 21.2 | 99t | 3 |
| Opponents | 16 | 245 | 15.3 | 81t | 5 |

| Punting | No. | Yards | Avg. | Net | TB | In20 | Long | BLK |
|------------------|-----------|--------------|-------------|-------------|----------|-----------|-----------|----------|
| Johnny Hekker | 80 | 3,721 | 46.5 | 42.3 | 5 | 33 | 61 | 1 |
| Rams | 81 | 3,721 | 45.9 | 42.3 | 5 | 33 | 61 | 1 |
| Opponents | 76 | 3,268 | 43.0 | 35.9 | 3 | 21 | 58 | 1 |

| Punt Returns | Ret. | FC | Yards | Avg. | Long | TD |
|------------------|-----------|-----------|------------|-------------|------------|----------|
| Tavon Austin | 35 | 23 | 391 | 11.2 | 78t | 1 |
| Stedman Bailey | 1 | 0 | 90 | 90.0 | 90t | 1 |
| Austin Pettis | 1 | 0 | 1 | 1.0 | 1 | 0 |
| Trumaine Johnson | 0 | 1 | 0 | 0.0 | 0 | 0 |
| Rams | 37 | 24 | 482 | 13.0 | 90t | 2 |
| Opponents | 28 | 27 | 192 | 6.9 | 42 | 0 |

| Kickoff Returns | No. | Yards | Avg. | Long | TD |
|------------------|-----------|-------------|-------------|------------|----------|
| Benny Cunningham | 35 | 963 | 27.5 | 75 | 0 |
| Chris Givens | 5 | 101 | 20.2 | 29 | 0 |
| Tavon Austin | 2 | 19 | 9.5 | 11 | 0 |
| Stedman Bailey | 1 | 9 | 9.0 | 9 | 0 |
| Tim Barnes | 1 | 7 | 7.0 | 37 | 0 |
| Chase Reynolds | 1 | 0 | 0.0 | 31 | 0 |
| Rams | 45 | 1099 | 24.4 | 75 | 0 |
| Opponents | 35 | 849 | 24.3 | 99t | 1 |

| Field Goals | 1-19 | 20-29 | 30-39 | 40-49 | 50+ |
|------------------|------------|-------------|--------------|------------|------------|
| Greg Zuerlein | 1/1 | 6/7 | 10/12 | 2/3 | 5/7 |
| Rams | 1/1 | 6/7 | 10/12 | 2/3 | 5/7 |
| Opponents | 0/0 | 8/10 | 4/4 | 8/8 | 5/7 |

Greg Zuerlein (36, 25, 38, 48) (29) () (40) (32, 37) (42) (28, 42) (33, 28, 27, 50N) (44N) (32) (29, 40) (43, 34) (44) (31, 35) (54, 25, 48) (36)

Opponents (30, 50N) (38) (19, 35N) (53N, 71N) (48, 34) (20, 35) (37, 31, 50G) () () () () (32, 43, 24) (50N, 25N) (45, 36B, 26N) (35, 32) (28, 35)

Fumbles Lost: Austin Davis 3, Benny Cunningham 2, Zac Stacy 2, Scott Wells 2, Shaun Hill 1, Tre Mason 1, Total: 11

Opponent Fumble Recoveries: James Laurinaitis 2, Rodney McLeod 2, Michael Brockers 1, Cody Davis 1, T.J. McDonald 1, Alex Bayer 1, E.J. Gaines 1, Eugene Sims 1, Chris Long 1, William Hayes 1 Total: 12

| TD | TD% | Int. | Int% | Long | Sack/Lost | Rating |
|-----------|-------------|-----------|-------------|------------|---------------|-------------|
| 12 | 4.2% | 9 | 3.2% | 59t | 29/179 | 85.1 |
| 8 | 3.5% | 7 | 3.1% | 63t | 18/116 | 83.9 |
| 0 | 0.0% | 0 | 0.0% | 19 | 1/0 | 118.8 |
| 20 | 3.9% | 16 | 3.1% | 63t | 47/295 | 84.9 |
| 18 | 3.3% | 13 | 2.4% | 80t | 40/265 | 91.8 |



2013 (7-9) 4th, NFC West - Jeff Fisher



| Date | W/L | Score | Opponent | Attend. |
|------------------|-----|-------|------------------------|-------------|
| 9/8 | W | 27-24 | Arizona Cardinals | (55,279) |
| 9/15 | L | 24-31 | at Atlanta Falcons | (69,379) |
| 9/22 | L | 7-31 | at Dallas Cowboys | (74,634) |
| 9/26 | L | 11-35 | San Francisco 49ers | (56,626) |
| 10/6 | W | 34-20 | Jacksonville Jaguars | (54,230) |
| 10/13 | W | 38-13 | at Houston Texans | (71,747) |
| 10/20 | L | 15-30 | at Carolina Panthers | (72,716) |
| 10/28 | L | 9-14 | Seattle Seahawks | (55,966) |
| 11/3 | L | 21-28 | Tennessee Titans | (54,601) |
| 11/10 | W | 38-8 | at Indianapolis Colts | (66,087) |
| 11/24 | W | 42-21 | Chicago Bears | (66,001) |
| 12/1 | L | 13-23 | at San Francisco 49ers | (68,831) |
| 12/8 | L | 10-30 | at Arizona Cardinals | (60,643) |
| 12/15 | W | 27-16 | New Orleans Saints | (54,439) |
| 12/22 | W | 23-13 | Tampa Bay Buccaneers | (54,418) |
| 12/29 | L | 9-27 | at Seattle Seahawks | (68,265) |
| Total Attendance | | | | (1,007,862) |

| | Rams | OPP |
|--------------------------|------------------|----------------|
| Total First Downs | 282 | 337 |
| Rushing | 82 | 87 |
| Passing | 165 | 203 |
| Penalty | 19 | 23 |
| 3rd Down Efficiency | 73/212-34.4% | 78/201-38.8% |
| 4th Down Efficiency | 6/18-33.3% | 9/16-56.3% |
| Possession Avg. | 29:05 | 30:55 |
| Total Net Yards | 4,877 | 5,520 |
| Avg. Per Game | 304.8 | 345.0 |
| Total Plays | 968 | 1014 |
| Avg. Per Play | 5.0 | 5.4 |
| Net Yards Rushing | 1,752 | 1,646 |
| Avg. Per Game | 109.5 | 102.9 |
| Total Rushes | 426 | 440 |
| Net Yards Passing | 3,125 | 3,874 |
| Avg. Per Game | 195.3 | 242.1 |
| Sacked/Yards Lost | 36/235 | 53/326 |
| Gross Yards | 3360 | 4200 |
| Attempts/Completions | 506/301 | 521/355 |
| Completion Pct. | 59.5% | 68.1% |
| Had Intercepted | 11 | 14 |
| Punts/Average | 78/46.3 | 74/48.6 |
| Net Avg. | 44.2 | 42.1 |
| Penalties/Yards | 123/1,009 | 105/978 |
| Fumbles/Ball Lost | 20/10 | 27/15 |
| Touchdowns | 38 | 44 |
| Rushing | 10 | 18 |
| Passing | 22 | 21 |
| Returns | 6 | 5 |

| Score By Periods | Q1 | Q2 | Q3 | Q4 | OT | T |
|------------------|----|-----|----|-----|----|-----|
| Rams | 67 | 101 | 80 | 100 | 0 | 348 |
| Opponents | 79 | 100 | 85 | 100 | 0 | 364 |

| Scoring | TD | Ru | Pa | Rt | PAT | FG | 2Pt | Pts. |
|------------------|-----------|-----------|-----------|----------|--------------|--------------|----------|------------|
| Greg Zuerlein | 0 | 0 | 0 | 0 | 34/34 | 26/28 | 0 | 112 |
| Zac Stacy | 8 | 7 | 1 | 0 | 0/0 | 0/0 | 0 | 48 |
| Tavon Austin | 6 | 1 | 4 | 1 | 0/0 | 0/0 | 0 | 36 |
| Jared Cook | 5 | 0 | 5 | 0 | 0/0 | 0/0 | 0 | 30 |
| Lance Kendricks | 4 | 0 | 4 | 0 | 0/0 | 0/0 | 0 | 24 |
| Austin Pettis | 4 | 0 | 4 | 0 | 0/0 | 0/0 | 0 | 24 |
| Cory Harkey | 2 | 0 | 2 | 0 | 0/0 | 0/0 | 0 | 12 |
| Brian Quick | 2 | 0 | 2 | 0 | 0/0 | 0/0 | 0 | 12 |
| Benny Cunningham | 1 | 1 | 0 | 0 | 0/0 | 0/0 | 0 | 6 |
| Stedman Bailey | 1 | 1 | 0 | 0 | 0/0 | 0/0 | 0 | 6 |
| Daren Bates | 1 | 0 | 0 | 1 | 0/0 | 0/0 | 0 | 6 |
| Matt Giordano | 1 | 0 | 0 | 1 | 0/0 | 0/0 | 0 | 6 |
| Chris Long | 1 | 0 | 0 | 1 | 0/0 | 0/0 | 0 | 6 |
| Alec Ogletree | 1 | 0 | 0 | 1 | 0/0 | 0/0 | 0 | 6 |
| Robert Quinn | 1 | 0 | 0 | 1 | 0/0 | 0/0 | 0 | 6 |
| Rams | 38 | 10 | 22 | 6 | 34/34 | 26/28 | 3 | 348 |
| Opponents | 44 | 18 | 21 | 5 | 42/42 | 18/26 | 1 | 364 |

Two Point Conversions: Rams 3/4, Opponents: 1/2

Sacks: Robert Quinn 19, Chris Long 8.5, Michael Brockers 5.5, William Hayes 5, Kendall Langford 5, James Laurinaitis 3.5, Eugene Sims 2, Alec Ogletree 1.5, Matt Conrath 1, Janoris Jenkins 1, T.J. McDonald 1
Rams: 53.0, Opponents: 36.0

Usual Starters

| | | | |
|----|----------------------|-----|------------------------|
| WR | Chris Givens (14) | LE | Chris Long (16) |
| LT | Jake Long (15) | LT | Kendall Langford (16) |
| LG | Chris Williams (16) | RT | Michael Brockers (16) |
| C | Scott Wells (12) | RE | Robert Quinn (16) |
| RG | Rodger Saffold (9) | RLB | Jo-Lonn Dunbar (10) |
| RT | Joe Barksdale (13) | MLB | James Laurinaitis (16) |
| TE | Jared Cook (12) | LLB | Alec Ogletree (16) |
| TE | Lance Kendricks (13) | LCB | Cortland Finnegan (5) |
| QB | Kellen Clemens (9) | RCB | Janoris Jenkins (16) |
| WR | Austin Pettis (6) | SS | T.J. McDonald (10) |
| RB | Zac Stacy (12) | FS | Rodney McLeod (16) |

| Passing | Att. | Comp. | Yards | Comp% | Yards/Att. |
|------------------|------------|------------|--------------|--------------|------------|
| Sam Bradford | 262 | 159 | 1,687 | 60.7% | 6.4 |
| Kellen Clemens | 242 | 142 | 1,673 | 58.7% | 6.9 |
| RAMS | 506 | 301 | 3,360 | 59.6% | 6.6 |
| Opponents | 521 | 355 | 4,200 | 66.2% | 8.1 |

| Rushing | No. | Yards | Avg. | Long | TD |
|------------------|------------|--------------|------------|------------|-----------|
| Zac Stacy | 250 | 973 | 3.9 | 40t | 7 |
| Benny Cunningham | 47 | 261 | 5.6 | 56 | 1 |
| Daryl Richardson | 69 | 215 | 3.1 | 14 | 0 |
| Tavon Austin | 9 | 151 | 16.8 | 65t | 1 |
| Kellen Clemens | 23 | 64 | 2.8 | 16 | 0 |
| Stedman Bailey | 2 | 33 | 16.5 | 27t | 1 |
| Sam Bradford | 15 | 31 | 2.1 | 23 | 0 |
| Isaiah Pead | 7 | 21 | 3.0 | 11 | 0 |
| Rams | 426 | 1,752 | 4.1 | 65t | 10 |
| Opponents | 440 | 1,646 | 3.7 | 41 | 18 |

| Receiving | No. | Yards | Avg. | Long | TD |
|------------------|------------|--------------|-------------|------------|-----------|
| Jared Cook | 51 | 671 | 13.2 | 47 | 5 |
| Tavon Austin | 40 | 418 | 10.5 | 81t | 4 |
| Austin Pettis | 38 | 399 | 10.5 | 31t | 4 |
| Chris Givens | 34 | 569 | 16.7 | 47 | 0 |
| Lance Kendricks | 32 | 258 | 8.1 | 21 | 4 |
| Zac Stacy | 26 | 141 | 5.4 | 25 | 1 |
| Brian Quick | 18 | 302 | 16.8 | 73 | 2 |
| Stedman Bailey | 17 | 226 | 13.3 | 28 | 0 |
| Daryl Richardson | 14 | 121 | 8.6 | 19 | 0 |
| Cory Harkey | 13 | 113 | 8.7 | 31t | 2 |
| Isaiah Pead | 11 | 78 | 7.1 | 14 | 0 |
| Benny Cunningham | 6 | 59 | 9.8 | 18 | 0 |
| Mike McNeill | 1 | 5 | 5.0 | 5 | 0 |
| Rams | 332 | 3,783 | 11.4 | 80t | 22 |
| Opponents | 362 | 3,927 | 10.8 | 68t | 16 |

| Interceptions | No. | Yards | Avg. | Long | TD |
|-------------------|-----------|------------|-------------|------------|----------|
| Trumaine Johnson | 3 | 36 | 12.0 | 29 | 0 |
| James Laurinaitis | 2 | 9 | 4.5 | 9 | 0 |
| Rodney McLeod | 2 | 2 | 1.0 | 2 | 0 |
| Alec Ogletree | 1 | 98 | 98.0 | 98t | 1 |
| Matt Giordano | 1 | 82 | 82.0 | 82t | 1 |
| Will Witherspoon | 1 | 20 | 20.0 | 20 | 0 |
| William Hayes | 1 | 5 | 5.0 | 5 | 0 |
| Janoris Jenkins | 1 | 5 | 5.0 | 5 | 0 |
| Cortland Finnegan | 1 | 1 | 1.0 | 1 | 0 |
| T.J. McDonald | 1 | -2 | -2.0 | -2 | 0 |
| Rams | 14 | 256 | 18.3 | 98t | 2 |
| Opponents | 11 | 230 | 20.9 | 68t | 5 |

| Punting | No | Yards | Avg. | Net | TB | In20 | Long | BLK |
|------------------|-----------|--------------|-------------|-------------|----------|-----------|-----------|----------|
| Johnny Hekker | 78 | 3,609 | 46.3 | 44.2 | 4 | 19 | 64 | 0 |
| Rams | 78 | 3,609 | 46.3 | 44.2 | 4 | 19 | 64 | 0 |
| Opponents | 74 | 3,597 | 48.6 | 42.1 | 5 | 27 | 68 | 0 |

| Punt Returns | Ret. | FC | Yards | Avg. | Long | TD |
|------------------|-----------|-----------|------------|------------|------------|----------|
| Tavon Austin | 33 | 11 | 280 | 8.5 | 98t | 1 |
| Justin Veltung | 7 | 0 | 61 | 8.7 | 15 | 0 |
| Austin Pettis | 2 | 0 | 37 | 18.5 | 32 | 0 |
| Chase Reynolds | 1 | 0 | 0 | 0.0 | 0 | 0 |
| Rams | 43 | 11 | 378 | 8.8 | 98t | 1 |
| Opponents | 30 | 23 | 79 | 2.6 | 17 | 0 |

| Kickoff Returns | No. | Yards | Avg. | Long | TD |
|------------------|-----------|------------|-------------|-----------|----------|
| Tavon Austin | 18 | 398 | 22.1 | 32 | 0 |
| Benny Cunningham | 13 | 299 | 23.0 | 32 | 0 |
| Isaiah Pead | 5 | 138 | 27.6 | 31 | 0 |
| Rams | 37 | 835 | 22.6 | 32 | 0 |
| Opponents | 25 | 544 | 21.8 | 39 | 0 |

| Field Goals | 1-19 | 20-29 | 30-39 | 40-49 | 50+ |
|------------------|------------|------------|--------------|------------|------------|
| Greg Zuerlein | 0/0 | 7/7 | 10/10 | 8/9 | 1/2 |
| Rams | 0/0 | 7/7 | 10/10 | 8/9 | 1/2 |
| Opponents | 1/1 | 3/5 | 10/12 | 3/3 | 1/5 |

Greg Zuerlein (36, 25, 38, 48) (29) () (40) (32, 37) (42) (28, 42) (33, 28, 27, 50N) (44N) (32) (29, 40) (43,34) (44)(31, 35) (54, 25, 48) (36)

Opponents (30, 50N) (38) (19, 35N) (53N, 71N) (48, 34) (20, 35) (37, 31, 50) () () () (32, 43, 24) (50N, 25N) (45, 36B, 26N) (35, 32) (28, 35)

Fumbles Lost: Kellen Clemens 4, Tavon Austin 1, Sam Bradford 1, Benny Cunningham 1, Jared Cook 1, Chris Givens 1, Zac Stacy 1 **Total: 10**

Opponent Fumble Recoveries: William Hayes 3, Chris Long 2, Robert Quinn 2, James Laurinaitis 2, Rodney McLeod 2, Janoris Jenkins 1, Trumaine Johnson 1, Darian Stewart 1, Ray-Ray Armstrong 1 **Total: 15**

| TD | TD% | Int. | Int% | Long | Sack/Lost | Rating |
|-----------|-------------|-----------|-------------|------------|---------------|-------------|
| 14 | 5.3% | 4 | 1.5% | 73 | 15/97 | 90.9 |
| 8 | 3.3% | 7 | 2.9% | 81t | 21/138 | 78.8 |
| 22 | 3.9% | 11 | 2.2% | 81t | 36/235 | 84.8 |
| 21 | 2.9% | 14 | 2.7% | 81t | 53/326 | 94.7 |



2012 (7-8-1) 3rd, NFC West - Jeff Fisher



| Date | W/L | Score | Opponent | Attend. |
|-------|-----|-------|-------------------------|----------|
| 9/9 | L | 23-27 | at Detroit Lions | (62,365) |
| 9/16 | W | 31-28 | Washington Redskins | (53,974) |
| 9/23 | L | 6-23 | at Chicago Bears | (62,227) |
| 9/30 | W | 19-13 | Seattle Seahawks | (53,891) |
| 10/4 | W | 17-3 | Arizona Cardinals | (54,653) |
| 10/14 | L | 14-17 | at Miami Dolphins | (59,864) |
| 10/21 | L | 20-30 | Green Bay Packers | (64,317) |
| 10/28 | L | 7-45 | New England Patriots* | (84,582) |
| 11/11 | T | 24-24 | at San Francisco 49ers | (68,863) |
| 11/18 | L | 13-27 | New York Jets | (57,712) |
| 11/25 | W | 31-17 | at Arizona Cardinals | (60,062) |
| 12/2 | W | 16-13 | San Francisco 49ers | (57,269) |
| 12/9 | W | 15-12 | at Buffalo Bills | (67,859) |
| 12/16 | L | 22-36 | Minnesota Vikings | (55,764) |
| 12/23 | W | 28-13 | at Tampa Bay Buccaneers | (54,266) |
| 12/30 | L | 13-20 | at Seattle Seahawks | (67,936) |

Total Attendance

* Denotes International Series at Wembley Stadium in London

| | Rams | OPP |
|--------------------------|----------------|----------------|
| Total First Downs | 287 | 327 |
| Rushing | 79 | 107 |
| Passing | 189 | 197 |
| Penalty | 19 | 23 |
| 3rd Down Efficiency | 67/209-32.1% | 80/213- 37.6% |
| 4th Down Efficiency | 13/24-54.2% | 6/16-37.5% |
| Possession Avg. | 28:54 | 31:06 |
| Total Net Yards | 5,264 | 5,482 |
| Avg. Per Game | 329.0 | 342.6 |
| Total Plays | 1,002 | 1,041 |
| Avg. Per Play | 5.3 | 5.3 |
| Net Yards Rushing | 1,714 | 1,880 |
| Avg. Per Game | 107.1 | 117.5 |
| Total Rushes | 410 | 442 |
| Net Yards Passing | 3,550 | 3,602 |
| Avg. Per Game | 221.9 | 225.1 |
| Sacked/Yards Lost | 35/233 | 52/325 |
| Gross Yards | 3,783 | 3,927 |
| Attempts/Completions | 557/332 | 547/362 |
| Completion Pct. | 59.6% | 66.2% |
| Had Intercepted | 14 | 17 |
| Punts/Average | 82/45.8 | 73/44.3 |
| Net Avg. | 39.9 | 39.0 |
| Penalties/Yards | 130/978 | 90/758 |
| Fumbles/Ball Lost | 24/8 | 17/4 |
| Touchdowns | 32 | 37 |
| Rushing | 5 | 18 |
| Passing | 22 | 16 |
| Returns | 5 | 3 |

| Score By Periods | Q1 | Q2 | Q3 | Q4 | OT | T |
|------------------|----|-----|----|-----|----|-----|
| Rams | 53 | 84 | 56 | 103 | 3 | 299 |
| Opponents | 74 | 114 | 63 | 97 | 0 | 348 |

| Scoring | TD | Ru | Pa | Rt | PAT | FG | 2Pt | Pts. |
|-------------------|-----------|-----------|-----------|----------|--------------|--------------|----------|------------|
| Greg Zuerlein | 0 | 0 | 0 | 0 | 26/26 | 23/31 | 0 | 95 |
| Brandon Gibson | 5 | 0 | 5 | 0 | 0/0 | 0/0 | 0 | 30 |
| Steven Jackson | 4 | 4 | 0 | 0 | 0/0 | 0/0 | 1 | 26 |
| Lance Kendricks | 4 | 0 | 4 | 0 | 0/0 | 0/0 | 1 | 26 |
| Austin Pettis | 4 | 0 | 4 | 0 | 0/0 | 0/0 | 0 | 24 |
| Janoris Jenkins | 4 | 0 | 0 | 4 | 0/0 | 0/0 | 0 | 24 |
| Danny Amendola | 3 | 0 | 3 | 0 | 0/0 | 0/0 | 1 | 20 |
| Chris Givens | 3 | 0 | 3 | 0 | 0/0 | 0/0 | 1 | 20 |
| Brian Quick | 2 | 0 | 2 | 0 | 0/0 | 0/0 | 0 | 12 |
| Cortland Finnegan | 1 | 0 | 0 | 1 | 0/0 | 0/0 | 0 | 6 |
| Matthew Mulligan | 1 | 0 | 1 | 0 | 0/0 | 0/0 | 0 | 6 |
| Sam Bradford | 1 | 1 | 0 | 0 | 0/0 | 0/0 | 0 | 6 |
| Daryl Richardson | 0 | 0 | 0 | 0 | 0/0 | 0/0 | 1 | 2 |
| Rams | 32 | 5 | 22 | 5 | 26/26 | 23/31 | 5 | 299 |
| Opponents | 37 | 18 | 16 | 3 | 36/36 | 30/37 | 0 | 348 |

Two Point Conversions: RAMS 5/6, Opponents: 0/1

Sacks: C.Long 11.5, R.Quinn 10.5, W.Hayes 7.0, J.Dunbar 4.5, M.Brockers 4.0, Q.Mikell 3.0, E.Sims 3.0, K.Langford 2.0, M.Haggan 1.0, C.Finnegan 1.0, J.Cudjor 1.0, R.McIntosh 1.0, B.Fletcher 1.0, J.Laurinaitis 0.5

Rams: 51.0, Opponents: 35.0

Usual Starters

| | | | |
|----|-----------------------|-----|------------------------|
| WR | Brandon Gibson (13) | LE | Chris Long (16) |
| LT | Rodger Saffold (10) | LT | Kendall Langford (15) |
| LG | Robert Turner (16) | RT | Michael Brockers (12) |
| C | Scott Wells (7) | RE | Robert Quinn (14) |
| RG | Harvey Dahl (14) | WLB | Jo-Lonn Dunbar (16) |
| RT | Barry Richardson (16) | MLB | James Laurinaitis (16) |
| TE | Lance Kendricks (14) | SLB | Rocky McIntosh (9) |
| WR | Danny Amendola (9) | LCB | Cortland Finnegan (15) |
| QB | Sam Bradford (16) | RCB | Janoris Jenkins (14) |
| WR | Chris Givens (12) | SS | Craig Dahl (16) |
| RB | Steven Jackson (16) | FS | Quintin Mikell (16) |

| Passing | Att. | Comp. | Yards | Comp% | Yards/Att. |
|------------------|------------|------------|--------------|--------------|------------|
| Sam Bradford | 551 | 328 | 3,702 | 59.5% | 6.7 |
| Johnny Hekker | 3 | 3 | 42 | 100.0% | 14.0 |
| Kellen Clemens | 3 | 1 | 39 | 33.3% | 13.0 |
| Rams | 557 | 332 | 3,783 | 59.6% | 6.8 |
| Opponents | 547 | 362 | 3,927 | 66.2% | 7.2 |

| Rushing | No. | Yards | Avg. | Long | TD |
|------------------|------------|--------------|------------|------------|-----------|
| Steven Jackson | 257 | 1,042 | 4.1 | 46 | 4 |
| Daryl Richardson | 98 | 475 | 4.8 | 53 | 0 |
| Sam Bradford | 37 | 127 | 3.4 | 21 | 1 |
| Isaiah Pead | 10 | 54 | 5.4 | 19 | 0 |
| Chris Givens | 3 | 12 | 4.0 | 14 | 0 |
| Danny Amendola | 2 | 8 | 4.0 | 6 | 0 |
| Kellen Clemens | 2 | 5 | 2.5 | 5 | 0 |
| Johnny Hekker | 1 | -9 | -9.0 | -9 | 0 |
| Rams | 410 | 1,714 | 4.2 | 53 | 5 |
| Opponents | 442 | 1,880 | 4.3 | 82t | 18 |

| Receiving | No. | Yards | Avg. | Long | TD |
|------------------|------------|--------------|-------------|------------|-----------|
| Danny Amendola | 63 | 666 | 10.6 | 56 | 3 |
| Brandon Gibson | 51 | 691 | 13.5 | 34t | 5 |
| Chris Givens | 42 | 698 | 16.6 | 65 | 3 |
| Lance Kendricks | 42 | 519 | 12.4 | 80t | 4 |
| Steven Jackson | 38 | 321 | 8.4 | 22 | 0 |
| Austin Pettis | 30 | 261 | 8.7 | 36 | 4 |
| Daryl Richardson | 24 | 163 | 6.8 | 26 | 0 |
| Shelley Smith | 14 | 131 | 9.4 | 25 | 0 |
| Brian Quick | 11 | 156 | 14.2 | 39 | 2 |
| Matthew Mulligan | 8 | 84 | 10.5 | 18 | 1 |
| Mike McNeill | 4 | 31 | 7.8 | 10 | 0 |
| Isaiah Pead | 3 | 16 | 5.3 | 9 | 0 |
| Rodney McLeod | 1 | 21 | 21.0 | 21 | 0 |
| Cory Harkey | 1 | 21 | 21.0 | 21 | 0 |
| Robert Turner | 0 | 4 | 0.0 | 4 | 0 |
| Brit Miller | 0 | 0 | 0.0 | 0 | 0 |
| Rams | 332 | 3,783 | 11.4 | 80t | 22 |
| Opponents | 362 | 3,927 | 10.8 | 68t | 16 |

| Interceptions | No. | Yards | Avg. | Long | TD |
|-------------------|-----------|------------|-------------|------------|----------|
| Janoris Jenkins | 4 | 150 | 37.5 | 41t | 3 |
| Cortland Finnegan | 3 | 68 | 22.7 | 32 | 1 |
| Jo-Lonn Dunbar | 2 | 63 | 31.5 | 42 | 0 |
| Jame Laurinaitis | 2 | 18 | 9.0 | 18 | 0 |
| Trumaine Johnson | 2 | 4 | 2.0 | 4 | 0 |
| Craig Dahl | 1 | 38 | 38.0 | 38 | 0 |
| Rocky McIntosh | 1 | 34 | 34.0 | 34 | 0 |
| Eugene Sims | 1 | 5 | 5.0 | 5 | 0 |
| Bradley Fletcher | 1 | 2 | 2.0 | 2 | 0 |
| Rams | 17 | 382 | 22.5 | 42 | 4 |
| Opponents | 14 | 182 | 13.0 | 45t | 2 |

| Punting | No. | Yards | Avg. | Net | TB | In20 | Long | BLK |
|------------------|-----------|--------------|-------------|-------------|----------|-----------|-----------|----------|
| Johnny Hekker | 82 | 3,756 | 45.8 | 39.9 | 4 | 22 | 68 | 0 |
| Rams | 82 | 3,756 | 45.8 | 39.9 | 4 | 22 | 68 | 0 |
| Opponents | 72 | 3,231 | 44.3 | 39.5 | 5 | 32 | 63 | 1 |

| Punt Returns | Ret | FC | Yards | Avg. | Long | TD |
|------------------|-----------|-----------|------------|------------|-----------|----------|
| Danny Amendola | 17 | 10 | 122 | 7.2 | 22 | 0 |
| Austin Pettis | 11 | 9 | 77 | 7.0 | 23 | 0 |
| Janoris Jenkins | 9 | 1 | 46 | 5.1 | 14 | 0 |
| Rams | 37 | 20 | 245 | 6.6 | 23 | 0 |
| Opponents | 41 | 12 | 402 | 9.8 | 26 | 0 |

| Kickoff Returns | No. | Yards | Avg. | Long | TD |
|------------------|-----------|------------|-------------|-----------|----------|
| Chris Givens | 23 | 539 | 23.4 | 48 | 0 |
| Isaiah Pead | 10 | 212 | 21.2 | 32 | 0 |
| Danny Amendola | 2 | 16 | 8.0 | 12 | 0 |
| Brit Miller | 1 | 13 | 13.0 | 13 | 0 |
| Austin Pettis | 1 | 13 | 13.0 | 13 | 0 |
| Craig Dahl | 1 | 6 | 6.0 | 6 | 0 |
| Rams | 38 | 799 | 21.0 | 48 | 0 |
| Opponents | 30 | 730 | 24.3 | 69 | 0 |

| Field Goals | 1-19 | 20-29 | 30-39 | 40-49 | 50+ |
|------------------|------------|------------|------------|--------------|-------------|
| Greg Zuerlein | 1/1 | 4/4 | 4/6 | 7/7 | 7/13 |
| Rams | 1/1 | 4/4 | 4/6 | 7/7 | 7/13 |
| Opponents | 0/0 | 5/6 | 9/9 | 10/13 | 6/9 |

Greg Zuerlein (48, 29, 46) (39, 33, 42) (56, 46) (58, 48, 60, 24) (53) (48, 32, 52N, 37N, 66N) (50, 43) () (27, 58N) () (35N, 19) (58N, 53, 54) () (57N) () (51N, 39, 25)

Opponents (41, 45) (62N) (54, 22, 37) (31, 30) (35, 40N) (42) (47, 58N, 23, 48) (26) (33, 41N) (51, 26N, 51, 44N) (32) (23, 33, 51N) (35, 40) (50, 38, 42, 53, 51) (29, 49) (43, 49)

Fumbles Lost: D.Amendola 2, D.Richardson 2, I.Pead 1, B.Miller 1, S.Bradford 1, S.Wells 1 **Total: 8**
Opponent Fumble Recoveries: R.Turner 1, W.Hayes 1, J.Laurinaitis 1, J.Jenkins 1 **Total: 4**

| TD | TD% | Int. | Int% | Long | Sack/Lost | Rating |
|-----------|-------------|-----------|-------------|------------|---------------|-------------|
| 21 | 3.8% | 13 | 2.4% | 80t | 35/233 | 82.5 |
| 1 | 33.3% | 0 | 0.0% | 21 | 0/0 | 158.3 |
| 0 | 0.0% | 1 | 33.3% | 39 | 0/0 | 42.4 |
| 22 | 3.9% | 14 | 2.5% | 80t | 35/233 | 82.8 |
| 16 | 2.9% | 17 | 3.1% | 68t | 52/325 | 84.0 |



2011 (2-14) 4th, NFC West - Steve Spagnuolo



| Date | W/L | Score | Opponent | Attend. |
|------------------|-----|----------|--------------------|-------------|
| 9/11 | L | 13-31 | Philadelphia | (56,722) |
| 9/19 | L | 16-28 | at New York Giants | (78,290) |
| 9/25 | L | 7-37 | Baltimore | (56,289) |
| 10/02 | L | 10-17 | Washington | (56,113) |
| 10/16 | L | 3-24 | at Green Bay | (70,604) |
| 10/23 | L | 7-34 | at Dallas | (80,086) |
| 10/30 | W | 31-21 | New Orleans | (57,179) |
| 11/06 | L | 13-19 OT | at Arizona | (60,628) |
| 11/13 | W | 13-12 | at Cleveland | (64,900) |
| 11/20 | L | 7-24 | Seattle | (56,400) |
| 11/27 | L | 20-23 | Arizona | (56,029) |
| 12/04 | L | 0-26 | at San Francisco | (69,732) |
| 12/12 | L | 13-30 | at Seattle | (66,577) |
| 12/18 | L | 13-20 | Cincinnati | (56,431) |
| 12/24 | L | 0-27 | at Pittsburgh | (60,081) |
| 1/01/2012 | L | 27-34 | San Francisco | (55,990) |
| Total Attendance | | | | (1,002,051) |

| | Rams | OPP |
|--------------------------|-----------------|----------------|
| Total First Downs | 267 | 313 |
| Rushing | 79 | 122 |
| Passing | 159 | 166 |
| Penalty | 29 | 25 |
| 3rd Down Efficiency | 64/228-28.1% | 83/216-38.4% |
| 4th Down Efficiency | 8/23-34.8% | 5/8-62.5% |
| Possession Avg. | 31:53 | 31:53 |
| Total Net Yards | 4,537 | 5,734 |
| Avg. Per Game | 283.6 | 358.4 |
| Total Plays | 1013 | 1,033 |
| Avg. Per Play | 4.5 | 5.6 |
| Net Yards Rushing | 1,667 | 2,427 |
| Avg. Per Game | 104.2 | 151.7 |
| Total Rushes | 409 | 509 |
| Net Yards Passing | 2,870 | 3,307 |
| Avg. Per Game | 179.4 | 206.7 |
| Sacked/Yards Lost | 55/388 | 39/261 |
| Gross Yards | 3,258 | 3,568 |
| Attempts/Completions | 549/292 | 485/294 |
| Completion Pct. | 53.2% | 60.6% |
| Had Intercepted | 10 | 12 |
| Punts/Average | 106/43.9 | 81/44.9 |
| Net Avg. | 37.0 | 39.2 |
| Penalties/Yards | 112/899 | 111/951 |
| Fumbles/Ball Lost | 27/13 | 24/6 |
| Touchdowns | 18 | 45 |
| Rushing | 7 | 17 |
| Passing | 9 | 21 |
| Returns | 2 | 7 |

| Score by Periods | 1 | 2 | 3 | 4 | OT | T |
|------------------|----|-----|-----|-----|----|-----|
| Rams | 37 | 58 | 37 | 61 | 0 | 193 |
| Opponents | 94 | 103 | 100 | 104 | 6 | 407 |

| Scoring | TD | Ru | Pa | Rt | PAT | FG | S | Pts. |
|-------------------|-----------|-----------|-----------|----------|--------------|--------------|----------|------------|
| Josh Brown | 0 | 0 | 0 | 0 | 18/18 | 21/28 | 0 | 81 |
| Steven Jackson | 6 | 5 | 1 | 0 | 0/0 | 0/0 | 0 | 36 |
| Brandon Lloyd | 5 | 0 | 5 | 0 | 0/0 | 0/0 | 0 | 30 |
| Danario Alexander | 2 | 0 | 2 | 0 | 0/0 | 0/0 | 0 | 12 |
| Cadillac Williams | 1 | 1 | 0 | 0 | 0/0 | 0/0 | 0 | 6 |
| Kellen Clemens | 1 | 1 | 0 | 0 | 0/0 | 0/0 | 0 | 6 |
| Nick Miller | 1 | 0 | 0 | 1 | 0/0 | 0/0 | 0 | 6 |
| Brandon Gibson | 1 | 0 | 1 | 0 | 0/0 | 0/0 | 0 | 6 |
| Darian Stewart | 1 | 0 | 0 | 1 | 0/0 | 0/0 | 0 | 6 |
| James Hall | 0 | 0 | 0 | 0 | 0/0 | 0/0 | 1 | 2 |
| Rams | 18 | 7 | 9 | 2 | 18/18 | 21/28 | 1 | 193 |
| Opponents | 45 | 17 | 21 | 7 | 44/44 | 31/37 | 0 | 407 |

Sacks: Chris Long 13, James Hall 6, Robert Quinn 5, Gary Gibson 3, James Laurinaitis 3, Darian Stewart 3, Chris Chamberlain 2, C.J. Ah You 1, Justin King 1, Quintin Mikell 1, Fred Robbins 1,
Rams: 39.0 Opponents: 55.0

Usual Starters

| | | | |
|----|---------------------|-----|------------------------|
| WR | Brandon Lloyd (11) | LE | Chris Long (16) |
| LT | Rodger Saffold (9) | LT | Fred Robbins (15) |
| LG | Jacob Bell (12) | RT | Justin Bannan (14) |
| C | Tony Wragge (8) | RE | James Hall (15) |
| RG | Harvey Dahl (10) | WLB | Chris Chamberlain (12) |
| RT | Jason Smith (6) | MLB | James Laurinaitis (16) |
| TE | Billy Bajema (10) | SLB | Brady Poppinga (12) |
| WR | Brandon Gibson (9) | LCB | Justin King (10) |
| QB | Sam Bradford (10) | RCB | Josh Gordy (6) |
| FB | Brit Miller (2) | SS | Darian Stewart (10) |
| RB | Steven Jackson (15) | FS | Quintin Mikell (16) |

| Rushing | No. | Yards | Avg. | Long | TD |
|-------------------|------------|--------------|------------|------------|-----------|
| Steven Jackson | 260 | 1,145 | 4.4 | 47t | 5 |
| Cadillac Williams | 87 | 361 | 4.1 | 23 | 1 |
| Jerious Norwood | 24 | 61 | 2.5 | 10 | 0 |
| Kellen Clemens | 6 | 37 | 6.2 | 18t | 1 |
| Sam Bradford | 18 | 26 | 1.4 | 17 | 0 |
| Brandon Gibson | 2 | 16 | 8.0 | 11 | 0 |
| Brit Miller | 5 | 14 | 2.8 | 12 | 0 |
| Donnie Jones | 1 | 9 | 9.0 | 9 | 0 |
| Greg Salas | 1 | 8 | 8.0 | 8 | 0 |
| A.J. Feeley | 3 | 4 | 1.3 | 6 | 0 |
| Austin Pettis | 1 | -6 | -6.0 | -6 | 0 |
| Lance Kendricks | 1 | -8 | -8.0 | -8 | 0 |
| Rams | 409 | 1,667 | 4.1 | 47t | 7 |
| Opponents | 509 | 2,427 | 4.8 | 91t | 17 |

| Receiving | No. | Yards | Avg. | Long | TD |
|----------------------|------------|--------------|-------------|------------|-----------|
| Brandon Lloyd | 51 | 683 | 13.4 | 37 | 5 |
| Steven Jackson | 42 | 333 | 7.9 | 50 | 1 |
| Brandon Gibson | 36 | 431 | 12.0 | 34t | 1 |
| Lance Kendricks | 28 | 352 | 12.6 | 45 | 0 |
| Greg Salas | 27 | 264 | 9.8 | 21 | 0 |
| Austin Pettis | 27 | 256 | 9.5 | 35 | 0 |
| Danario Alexander | 26 | 431 | 16.6 | 68 | 2 |
| Cadillac Williams | 14 | 93 | 6.6 | 16 | 0 |
| Mike Sims-Walker | 11 | 139 | 12.6 | 33 | 0 |
| Billy Bajema | 9 | 71 | 7.9 | 19 | 0 |
| Michael Hoomanawanui | 7 | 83 | 11.9 | 27 | 0 |
| Danny Amendola | 5 | 45 | 9.0 | 18 | 0 |
| Brit Miller | 3 | 41 | 13.7 | 20 | 0 |
| Mark Clayton | 3 | 26 | 8.7 | 12 | 0 |
| Stephen Spach | 2 | 2 | 1.0 | 3 | 0 |
| Nick Miller | 1 | 8 | 8.0 | 8 | 0 |
| Rams | 292 | 3,258 | 11.2 | 68 | 9 |
| Opponents | 294 | 3,568 | 12.1 | 93t | 21 |

| Interceptions | No. | Yards | Avg. | Long | TD |
|-------------------|-----------|------------|-------------|-----------|----------|
| Josh Gordy | 3 | 37 | 12.3 | 30 | 0 |
| James Laurinaitis | 2 | 15 | 7.5 | 15 | 0 |
| Quintin Mikell | 2 | 11 | 5.5 | 11 | 0 |
| Justin King | 1 | 51 | 51.0 | 51 | 0 |
| Darian Stewart | 1 | 27 | 27.0 | 27t | 1 |
| Rod Hood | 1 | 27 | 27.0 | 27 | 0 |
| Chris Chamberlain | 1 | 4 | 4.0 | 4 | 0 |
| Craig Dahl | 1 | -3 | -3.0 | -3 | 0 |
| Rams | 12 | 169 | 14.1 | 51 | 1 |
| Opponents | 10 | 40 | 4.0 | 13 | 0 |

| Punting | No. | Yards | Avg. | Net | TB | In20 | Long | Blk. |
|------------------|------------|--------------|-------------|-------------|----------|-----------|-----------|----------|
| Donnie Jones | 105 | 4,652 | 44.3 | 37.0 | 9 | 29 | 65 | 1 |
| Rams | 105 | 4,652 | 43.9 | 37.0 | 9 | 29 | 65 | 1 |
| Opponents | 80 | 3,636 | 44.9 | 39.2 | 8 | 29 | 71 | 1 |

| Punt Returns | No. | FC | Yards | Avg. | Long | TD |
|------------------|-----------|-----------|------------|-------------|------------|----------|
| Austin Pettis | 15 | 10 | 139 | 9.3 | 39 | 0 |
| Nick Miller | 8 | 10 | 128 | 16.0 | 88t | 1 |
| Greg Salas | 2 | 3 | 29 | 14.5 | 29 | 0 |
| Quinn Porter | 1 | 1 | 1 | 1.0 | 1 | 0 |
| Danny Amendola | 1 | 0 | 0 | 0.0 | 0 | 0 |
| Mark Clayton | 0 | 1 | 0 | 0.0 | 0 | 0 |
| Rams | 27 | 25 | 297 | 11.0 | 88t | 1 |
| Opponents | 45 | 28 | 552 | 12.3 | 99t | 2 |

| Kickoff Returns | No. | Yards | Avg. | Long | TD |
|------------------|-----------|--------------|-------------|-----------|----------|
| Quinn Porter | 25 | 554 | 22.2 | 32 | 0 |
| Jerious Norwood | 24 | 356 | 25.5 | 47 | 0 |
| Austin Pettis | 3 | 75 | 20.7 | 24 | 0 |
| Nick Miller | 2 | 43 | 21.5 | 23 | 0 |
| Eugene Sims | 1 | 10 | 10.0 | 10 | 0 |
| Rams | 55 | 1,280 | 23.3 | 47 | 0 |
| Opponents | 36 | 902 | 25.1 | 54 | 0 |

| Field Goals | 1-19 | 20-29 | 30-39 | 40-49 | 50+ |
|------------------|------------|-------------|--------------|-------------|------------|
| Josh Brown | 0/0 | 7/7 | 6/7 | 8/12 | 0/2 |
| Rams | 0/0 | 7/7 | 6/7 | 8/12 | 0/2 |
| Opponents | 2/2 | 9/10 | 12/13 | 7/9 | 1/3 |

Josh Brown (49, 47N, 23) (21, 25, 27) (32) (47N, 36) (38) (48, 37, 41, 42B) (29, 34) (35, 48, 50N) (46, 29) (45N, 26, 43) (52N, 33N) (49, 48)

Opponents (34) (51N, 51N, 21, 31, 38) (38) (32) (30, 51) (49N) (27, 38) (44, 32, 43, 27, 22N) (19) (29, 37, 22) (36, 19, 28, 34) (42, 23, 38N, 48) (21, 41) (21, 49) (48N, 36, 42)

Fumbles/Lost: Sam Bradford 10/7, A.J. Feeley 3/2, Greg Salas 3/1, Kellen Clemens 2/0, Steven Jackson 2/1, Austin Pettis 2/0, Danny Amendola 1/0, Lance Kendricks 1/1, Brandon Lloyd (LG) 1/0, Quinn Porter (TM) 1/0, Quinn Porter (LG) 1/0, Cadillac Williams 1/1, Tony Wragge 1/0
Total: 6

| Passing | Att. | Comp. | Yards | Pct. | Yards/Att. | TD | TD% | Int. | Int% | Long | Sack/Lost | Rating |
|------------------|------------|------------|--------------|--------------|------------|-----------|-------------|-----------|-------------|------------|---------------|-------------|
| Sam Bradford | 357 | 191 | 2,164 | 53.5% | 6.1 | 6 | 1.7% | 6 | 1.7% | 68 | 36/248 | 70.5 |
| A.J. Feeley | 97 | 53 | 548 | 54.6% | 5.6 | 1 | 1.0% | 2 | 2.1% | 34 | 10/72 | 66.0 |
| Kellen Clemens | 91 | 48 | 546 | 52.7% | 6.0 | 2 | 2.2% | 1 | 1.1% | 36t | 9/68 | 73.8 |
| Tom Brandstater | 2 | 0 | 0 | 0.0% | 0.0 | 0 | 0.0% | 0 | 0.0% | 0 | 0/0 | 39.6 |
| Jerious Norwood | 1 | 0 | 0 | 0.0% | 0.0 | 0 | 0.0% | 1 | 100.0% | 0 | 0/0 | 0.0 |
| Brandon Lloyd | 1 | 0 | 0 | 0.0% | 0.0 | 0 | 0.0% | 0 | 0.0% | 0 | 0/0 | 39.6 |
| Rams | 549 | 292 | 3,258 | 53.2% | 5.9 | 9 | 1.6% | 10 | 1.8% | 68 | 55/388 | 69.0 |
| Opponents | 485 | 294 | 3,568 | 60.6% | 7.4 | 21 | 4.3% | 12 | 2.5% | 93t | 39/261 | 87.4 |



2010 (7-9) 2nd, NFC West - Steve Spagnuolo



| Date | W/L | Score | Opponent | Attend. |
|------------------|-----|----------|------------------|-----------|
| 9/12 | L | 13-17 | Arizona | (52,440) |
| 9/19 | L | 14-16 | at Oakland | (48,396) |
| 9/26 | W | 30-16 | Washingotn | (52,370) |
| 10/03 | W | 20-3 | Seattle | (52,326) |
| 10/10 | L | 6-44 | at Detroit | (55,714) |
| 10/17 | W | 20-17 | San Diego | (52,472) |
| 10/24 | L | 17-18 | at Tampa Bay | (42,020) |
| 10/31 | W | 20-10 | Carolina | (52,281) |
| 11/14 | L | 20-23 OT | at San Francisco | (69,732) |
| 11/21 | L | 17-34 | Atlanta | (53,005) |
| 11/28 | W | 36-33 | at Denver | (72,736) |
| 12/05 | W | 19-6 | at Arizona | (61,874) |
| 12/12 | L | 13-31 | at New Orleans | (70,015) |
| 12/19 | L | 13-27 | Kansas City | (55,669) |
| 12/26 | W | 25-17 | San Francisco | (52,820) |
| 1/02/2011 | L | 6-16 | at Seattle | (67,325) |
| Total Attendance | | | | (911,195) |

| | Rams | OPP |
|--------------------------|----------------|-----------------|
| Total First Downs | 292 | 304 |
| Rushing | 84 | 88 |
| Passing | 179 | 191 |
| Penalty | 29 | 25 |
| 3rd Down Efficiency | 78/235-33.2% | 74/221-33.5% |
| 4th Down Efficiency | 8/15-53.3% | 6/12-50% |
| Possession Avg. | 30:51 | 29:09 |
| Total Net Yards | 4,846 | 5,388 |
| Avg. Per Game | 302.9 | 336.8 |
| Total Plays | 1,053 | 1017 |
| Avg. Per Play | 4.6 | 5.3 |
| Net Yards Rushing | 1,578 | 1,810 |
| Avg. Per Game | 98.6 | 113.1 |
| Total Rushes | 429 | 404 |
| Net Yards Passing | 3,268 | 3,578 |
| Avg. Per Game | 204.3 | 223.6 |
| Sacked/Yards Lost | 34/244 | 43/290 |
| Gross Yards | 3,512 | 3,868 |
| Attempts/Completions | 590/354 | 570/328 |
| Completion Pct. | 60.0% | 57.5% |
| Had Intercepted | 15 | 14 |
| Punts/Average | 94/45.5 | 82/44.8 |
| Net Avg. | 40.0 | 37.1 |
| Penalties/Yards | 102/877 | 126/1008 |
| Fumbles/Ball Lost | 14/6 | 30/12 |
| Touchdowns | 27 | 32 |
| Rushing | 9 | 7 |
| Passing | 18 | 21 |
| Returns | 0 | 4 |

| Score by Periods | 1 | 2 | 3 | 4 | OT | T |
|------------------|----|-----|----|-----|----|-----|
| Rams | 69 | 104 | 51 | 65 | 0 | 289 |
| Opponents | 53 | 113 | 53 | 106 | 3 | 328 |

| Scoring | TD | Ru | Pa | Rt | PAT | FG | S | Pts. |
|------------------|-----------|----------|-----------|----------|--------------|--------------|----------|------------|
| Josh Brown | 0 | 0 | 0 | 0 | 26/27 | 33/39 | 0 | 125 |
| Steven Jackson | 6 | 6 | 0 | 0 | 0/0 | 0/0 | 0 | 36 |
| Danny Amendola | 3 | 0 | 3 | 0 | 0/0 | 0/0 | 0 | 18 |
| Kenneth Darby | 3 | 2 | 1 | 0 | 0/0 | 0/0 | 0 | 18 |
| M. Hoomanawanui | 3 | 0 | 3 | 0 | 0/0 | 0/0 | 0 | 18 |
| Billy Bajema | 2 | 0 | 2 | 0 | 0/0 | 0/0 | 0 | 12 |
| Mark Clayton | 2 | 0 | 2 | 0 | 0/0 | 0/0 | 0 | 12 |
| Daniel Fells | 2 | 0 | 2 | 0 | 0/0 | 0/0 | 0 | 12 |
| Brandon Gibson | 2 | 0 | 2 | 0 | 0/0 | 0/0 | 0 | 12 |
| Laurent Robinson | 2 | 0 | 2 | 0 | 0/0 | 0/0 | 0 | 12 |
| D. Alexander | 1 | 0 | 1 | 0 | 0/0 | 0/0 | 0 | 6 |
| Sam Bradford | 1 | 1 | 0 | 0 | 0/0 | 0/0 | 0 | 6 |
| Eugene Sims | 0 | 0 | 0 | 0 | 0/0 | 1 | 2 | 2 |
| Rams | 27 | 9 | 18 | 0 | 26/27 | 33/39 | 1 | 289 |
| Opponents | 32 | 7 | 21 | 4 | 29/29 | 35/38 | 0 | 328 |

Two Point Conversions: RAMS 0/0, Opponents 1/3

Sacks: James Hall 10.5, Chris Long 8.5, Fred Robbins 6.0, C.J. Ah You 4.0, James Laurinaitis 3.0, Oshiomogho Atogwe 2.0, Larry Grant 2.0, David Vobora 2.0, George Selvie 1.5, Craig Dahl 1.0, Michael Lewis 1.0, Darian Stewart 1.0, Jermelle Cudjo 0.5

Rams: 43.0 Opponents: 34.0

Usual Starters

| | | | |
|----|-----------------------|-----|------------------------|
| WR | Brandon Gibson (12) | LE | Chris Long (16) |
| LT | Rodger Saffold (16) | LT | Gary Gibson (16) |
| LG | Jacob Bell (16) | RT | Fred Robbins (16) |
| C | Jason Brown (16) | RE | James Hall (16) |
| RG | Adam Goldberg (16) | WLB | Na'il Diggs (12) |
| RT | Jason Smith (15) | MLB | James Laurinaitis (16) |
| TE | Billy Bajema (8) | SLB | Larry Grant (8) |
| WR | Laurent Robinson (11) | LCB | Ron Bartell (13) |
| QB | Sam Bradford (16) | RCB | Bradley Fletcher (15) |
| FB | Mike Karney (4) | SS | Craig Dahl (13) |
| RB | Steven Jackson (16) | FS | O.J. Atogwe (15) |

| Passing | Att. | Comp. | Yards | Pct. | Yards/Att. |
|------------------|------------|------------|--------------|--------------|-------------|
| Sam Bradford | 590 | 354 | 3,512 | 60.0% | 5.95 |
| Rams | 590 | 354 | 3,512 | 60.0% | 5.95 |
| Opponents | 570 | 328 | 3,868 | 57.5% | 6.79 |

| Rushing | No. | Yards | Avg. | Long | TD |
|------------------|------------|--------------|------------|------------|----------|
| Steven Jackson | 330 | 1,241 | 3.8 | 42t | 6 |
| Kenneth Darby | 34 | 107 | 3.1 | 13 | 2 |
| Danny Amendola | 7 | 81 | 11.6 | 30 | 0 |
| Sam Bradford | 27 | 63 | 2.3 | 17 | 1 |
| Keith Toston | 19 | 54 | 2.8 | 10 | 0 |
| Brandon Gibson | 3 | 28 | 9.3 | 14 | 0 |
| Mike Karney | 6 | 12 | 2.0 | 4 | 0 |
| Mark Clayton | 1 | 6 | 6.0 | 6 | 0 |
| Laurent Robinson | 2 | -14 | -7.0 | -5 | 0 |
| Rams | 429 | 1,578 | 3.7 | 42t | 9 |
| Opponents | 404 | 1,810 | 4.5 | 80 | 7 |

| Receiving | No. | Yards | Avg. | Long | TD |
|----------------------|------------|--------------|-------------|-----------|-----------|
| Danny Amendola | 85 | 689 | 8.1 | 36 | 3 |
| Brandon Gibson | 53 | 620 | 11.7 | 41 | 2 |
| Steven Jackson | 46 | 383 | 8.3 | 49 | 0 |
| Daniel Fells | 41 | 391 | 9.5 | 36 | 2 |
| Laurent Robinson | 34 | 344 | 10.1 | 32 | 2 |
| Mark Clayton | 23 | 306 | 13.3 | 39 | 2 |
| Danario Alexander | 20 | 306 | 15.3 | 46 | 1 |
| Billy Bajema | 14 | 145 | 10.4 | 26t | 2 |
| Michael Hoomanawanui | 13 | 146 | 11.2 | 36t | 3 |
| Kenneth Darby | 10 | 61 | 6.1 | 21t | 1 |
| Mardy Gilyard | 6 | 63 | 10.5 | 21 | 0 |
| Mike Karney | 5 | 14 | 2.8 | 4 | 0 |
| Keith Toston | 2 | 29 | 14.5 | 23 | 0 |
| Fendi Onobun | 2 | 15 | 7.5 | 8 | 0 |
| Rams | 354 | 3,512 | 9.9 | 49 | 18 |
| Opponents | 328 | 3,868 | 11.8 | 65 | 21 |

| Interceptions | No. | Yards | Avg. | Long | TD |
|-------------------|-----------|------------|-------------|------------|----------|
| Bradley Fletcher | 4 | 41 | 10.3 | 28 | 0 |
| Oshiomogho Atogwe | 3 | 53 | 17.7 | 34 | 0 |
| Craig Dahl | 2 | 23 | 11.5 | 23 | 0 |
| James Butler | 2 | 13 | 6.5 | 16 | 0 |
| Jerome Murphy | 1 | 19 | 19.0 | 19 | 0 |
| Kevin Dockery | 1 | 8 | 8.0 | 8 | 0 |
| James Laurinaitis | 1 | 4 | 4.0 | 4 | 0 |
| Rams | 14 | 161 | 11.5 | 34 | 0 |
| Opponents | 15 | 287 | 19.1 | 96t | 2 |

| Punting | No. | Yards | Avg. | Net | TB | In20 | Long | Blk. |
|------------------|-----------|--------------|-------------|-------------|----------|-----------|-----------|----------|
| Donnie Jones | 94 | 4,276 | 45.5 | 40.0 | 4 | 32 | 63 | 0 |
| Rams | 94 | 4,276 | 45.5 | 40.0 | 4 | 32 | 63 | 0 |
| Opponents | 82 | 3,671 | 44.8 | 37.1 | 9 | 27 | 72 | 1 |

| Punt Returns | No. | FC | Yards | Avg. | Long | TD |
|------------------|-----------|-----------|------------|-------------|------------|----------|
| Danny Amendola | 40 | 18 | 452 | 11.3 | 42 | 0 |
| Mardy Gilyard | 0 | 1 | 0 | 0.0 | 0 | 0 |
| Rams | 40 | 19 | 452 | 11.3 | 42 | 0 |
| Opponents | 45 | 21 | 435 | 9.7 | 78t | 1 |

| Kickoff Returns | No. | Yards | Avg. | Long | TD |
|------------------|-----------|--------------|-------------|-------------|----------|
| Danny Amendola | 50 | 1,142 | 22.8 | 84 | 0 |
| Mardy Gilyard | 16 | 356 | 22.3 | 34 | 0 |
| Keith Toston | 4 | 75 | 18.8 | 20 | 0 |
| C.J. Ah You | 1 | 16 | 16.0 | 16 | 0 |
| Larry Grant | 1 | 8 | 8.0 | 8 | 0 |
| Mike Karney | 1 | 17 | 17.0 | 17 | 0 |
| Brit Miller | 1 | 0 | 0.0 | 0 | 0 |
| Maurice Simpkins | 1 | 0 | 0.0 | 0 | 0 |
| Rams | 74 | 1,614 | 21.8 | 84 | 0 |
| Opponents | 65 | 1,538 | 23.7 | 105t | 1 |

| Field Goals | 1-19 | 20-29 | 30-39 | 40-49 | 50+ |
|------------------|------------|--------------|--------------|--------------|------------|
| Josh Brown | 0/0 | 11/12 | 12/14 | 7/9 | 3/4 |
| Rams | 0/0 | 11/12 | 12/14 | 7/9 | 3/4 |
| Opponents | 0/0 | 11/11 | 9/10 | 13/15 | 2/2 |

Josh Brown (34B, 46, 25) (36N) (21B, 37, 29, 36) (30, 31) (28, 28) (39, 48) (25) (51N, 33, 41) (42, 33) (53) (28, 37, 45N, 26) (28, 52, 20, 43) (38, 45, 46N) (37, 52) (43, 30, 28) (32, 27)

Opponents (22) (46N, 38, 41, 22) (29, 24, 21) (22) (30, 48, 47) (41, 49B) (35, 39, 53, 38) (44) (26, 47, 29) (42, 29, 24, 21) (49, 40) (45, 41) (40) (53, 38) (34N, 47) (31, 38, 34)

Fumbles/Lost: Sam Bradford 7/2, Danny Amendola 2/1, Billy Bajema 1/0, Jason Brown 1/0, Mardy Gilyard 1/1, Steven Jackson 1/1, Clifton Ryan 1/1
Total: 6

| TD | TD% | Int. | Int% | Long | Sack/Lost | Rating |
|------------------|-----------|-------------|-----------|-------------|---------------|-------------|
| 18 | 3.1% | 15 | 2.5% | 49 | 34/244 | 76.5 |
| Rams | 18 | 3.1% | 15 | 2.5% | 34/244 | 76.5 |
| Opponents | 21 | 3.7% | 14 | 2.5% | 43/290 | 80.4 |

LA 2009 (1-15) 4th, NFC West - Steve Spagnuolo

| Date | W/L | Score | Opponent | Attend. |
|------------------|-----|----------|------------------|-----------|
| 9/13 | L | 0-28 | at Seattle | (67,610) |
| 9/20 | L | 7-9 | at Washington | (87,780) |
| 9/27 | L | 17-36 | Green Bay | (60,234) |
| 10/4 | L | 0-35 | at San Francisco | (69,732) |
| 10/11 | L | 10-38 | Minnesota | (60,166) |
| 10/18 | L | 20-23 OT | at Jacksonville | (42,088) |
| 10/25 | L | 6-42 | Indianapolis | (60,108) |
| 11/1 | W | 17-10 | at Detroit | (40,857) |
| 11/15 | L | 23-28 | New Orleans | (59,858) |
| 11/22 | L | 13-21 | Arizona | (59,839) |
| 11/29 | L | 17-27 | Seattle | (47,475) |
| 12/6 | L | 9-17 | at Chicago | (61,892) |
| 12/13 | L | 7-47 | at Tennessee | (69,143) |
| 12/20 | L | 13-16 | Houston | (46,256) |
| 12/27 | L | 10-31 | at Arizona | (62,624) |
| 1/3/2010 | L | 6-28 | San Francisco | (47,965) |
| Total Attendance | | | | (883,788) |

| | Rams | OPP |
|--------------------------|----------------|----------------|
| Total First Downs | 259 | 333 |
| Rushing | 79 | 127 |
| Passing | 159 | 182 |
| Penalty | 21 | 24 |
| 3rd Down Efficiency | 73/226-32.3% | 91/209-43.5% |
| 4th Down Efficiency | 10/28-35.7% | 6/12-50.0% |
| Possession Avg. | 28:58 | 31:02 |
| Total Net Yards | 4,470 | 5,965 |
| Avg. Per Game | 279.4 | 372.8 |
| Total Plays | 998 | 1016 |
| Avg. Per Play | 4.5 | 5.9 |
| Net Yards Rushing | 1,784 | 2,201 |
| Avg. Per Game | 111.5 | 137.6 |
| Total Rushes | 411 | 500 |
| Net Yards Passing | 2,686 | 3,764 |
| Avg. Per Game | 167.9 | 235.3 |
| Sacked/Yards Lost | 44/284 | 25/149 |
| Gross Yards | 2,970 | 3,913 |
| Attempts/Completions | 543/312 | 491/315 |
| Completion Pct. | 57.5% | 64.2% |
| Had Intercepted | 21 | 8 |
| Punts/Average | 90/46.8 | 75/44.3 |
| Net Avg. | 41.7 | 36.9 |
| Penalties/Yards | 100/834 | 80/613 |
| Fumbles/Ball Lost | 24/12 | 26/12 |
| Touchdowns | 17 | 54 |
| Rushing | 4 | 24 |
| Passing | 12 | 22 |
| Returns | 1 | 8 |

| Score by Periods | 1 | 2 | 3 | 4 | OT | T |
|------------------|----|-----|----|-----|----|-----|
| Rams | 16 | 74 | 25 | 60 | 0 | 175 |
| Opponents | 87 | 114 | 93 | 139 | 3 | 436 |

| Scoring | TD | Ru | Pa | Rt | PAT | FG | S | Pts. |
|------------------|-----------|-----------|-----------|----------|--------------|--------------|----------|------------|
| Josh Brown | 0 | 0 | 0 | 0 | 16/16 | 19/24 | 0 | 73 |
| Donnie Avery | 5 | 0 | 5 | 0 | 0/0 | 0/0 | 0 | 30 |
| Steven Jackson | 4 | 4 | 0 | 0 | 0/0 | 0/0 | 0 | 24 |
| Daniel Fells | 3 | 0 | 3 | 0 | 0/0 | 0/0 | 0 | 18 |
| Danny Amendola | 1 | 0 | 1 | 0 | 0/0 | 0/0 | 0 | 6 |
| Brandon Gibson | 1 | 0 | 1 | 0 | 0/0 | 0/0 | 0 | 6 |
| Leonard Little | 1 | 0 | 0 | 1 | 0/0 | 0/0 | 0 | 6 |
| Laurent Robinson | 1 | 0 | 1 | 0 | 0/0 | 0/0 | 0 | 6 |
| Rams | 17 | 4 | 12 | 1 | 16/16 | 19/24 | 0 | 175 |
| Opponents | 54 | 24 | 22 | 8 | 51/52 | 19/22 | 1 | 436 |

Two Point Conversions: Rams 0/1, Opponents 1/2

Sacks: Leonard Little 6.5, Chris Long 5.0, James Hall 4.5, Craig Dahl 2.0, James Laurinaitis 2.0, C.J. Ah You 1.0, Oshiomogho Atogwe 1.0, Larry Grant 1.0, LaJuan Ramsey 1.0, Clifton Ryan 1.0

Rams: 25.0 Opponents: 44.0

Usual Starters

| | |
|-------------------------|----------------------------|
| WR Keenan Burton (6) | LE Leonard Little (13) |
| LT Alex Barron (14) | LT Gary Gibson (5) |
| | Darrell Scott (5) |
| LG Jacob Bell (13) | RT Clifton Ryan (15) |
| C Jason Brown (16) | RE James Hall (14) |
| RG Richie Incognito (9) | WLB Paris Lenon (9) |
| RT Adam Goldberg (11) | Will Witherspoon (6) |
| | MLB James Laurinaitis (16) |
| TE Randy McMichael (16) | SLB David Vobora (10) |
| WR Donnie Avery (16) | LCB Ron Bartell (15) |
| QB Marc Bulger (8) | RCB Quincy Butler (5) |
| | Justin King (4) |
| | Jonathan Wade (4) |
| FB Mike Karney (8) | SS James Butler (13) |
| RB Steven Jackson (15) | FS O.J. Atogwe (12) |

| Passing | Att. | Comp. | Yards | Pct. | Yards/Att. |
|------------------|------------|------------|--------------|--------------|-------------|
| Marc Bulger | 247 | 140 | 1,469 | 56.7% | 5.95 |
| Kyle Boller | 176 | 98 | 899 | 55.7% | 5.11 |
| Keith Null | 119 | 73 | 566 | 61.3% | 4.76 |
| Josh Brown | 1 | 1 | 36 | 100.0% | 36.0 |
| Rams | 543 | 312 | 2,970 | 57.5% | 5.47 |
| Opponents | 491 | 315 | 3,913 | 64.2% | 7.97 |

| Rushing | No. | Yards | Avg. | Long | TD |
|------------------|------------|--------------|------------|------------|-----------|
| Steven Jackson | 324 | 1,416 | 4.4 | 58 | 4 |
| Kenneth Darby | 27 | 152 | 5.6 | 51 | 0 |
| Kyle Boller | 13 | 76 | 5.8 | 16 | 0 |
| Chris Ogbonnaya | 11 | 50 | 4.5 | 18 | 0 |
| Donnie Avery | 4 | 30 | 7.5 | 15 | 0 |
| Samkon Gado | 14 | 26 | 1.9 | 11 | 0 |
| Marc Bulger | 8 | 22 | 2.8 | 7 | 0 |
| Mike Karney | 2 | 8 | 4.0 | 8 | 0 |
| Keith Null | 5 | 6 | 1.2 | 3 | 0 |
| Danny Amendola | 3 | -2 | -0.7 | 8 | 0 |
| Rams | 411 | 1,784 | 4.3 | 58 | 4 |
| Opponents | 500 | 2,201 | 4.4 | 62t | 24 |

| Receiving | No. | Yards | Avg. | Long | TD |
|------------------|------------|--------------|-------------|------------|-----------|
| Steven Jackson | 51 | 322 | 6.3 | 38 | 0 |
| Donnie Avery | 47 | 589 | 12.5 | 50 | 5 |
| Danny Amendola | 43 | 326 | 7.6 | 25 | 1 |
| Brandon Gibson | 34 | 348 | 10.2 | 23 | 1 |
| Randy McMichael | 34 | 332 | 9.8 | 35 | 1 |
| Keenan Burton | 25 | 253 | 10.1 | 25 | 0 |
| Daniel Fells | 21 | 273 | 13.0 | 36t | 3 |
| Kenneth Darby | 18 | 96 | 5.3 | 13 | 0 |
| Laurent Robinson | 13 | 167 | 12.8 | 45 | 1 |
| Billy Bajema | 8 | 94 | 11.8 | 27 | 0 |
| Ruvell Martin | 6 | 99 | 16.5 | 33 | 0 |
| Mike Karney | 6 | 16 | 2.7 | 9 | 0 |
| Samkon Gado | 3 | 25 | 8.3 | 13 | 0 |
| Chris Ogbonnaya | 1 | 19 | 19.0 | 19 | 0 |
| Tim Carter | 1 | 6 | 6.0 | 6 | 0 |
| Jordan Kent | 1 | 5 | 5.0 | 5 | 0 |
| Rams | 312 | 2,970 | 9.5 | 50 | 12 |
| Opponents | 315 | 3,913 | 12.4 | 73t | 22 |

| Interceptions | No. | Yards | Avg. | Long | TD |
|-------------------|-----------|------------|-------------|------------|----------|
| James Butler | 3 | 17 | 5.7 | 17 | 0 |
| James Laurinaitis | 2 | 28 | 14.0 | 21 | 0 |
| Oshiomogho Atogwe | 2 | 21 | 10.5 | 12 | 0 |
| Leonard Little | 1 | 36 | 36.0 | 36t | 1 |
| Rams | 8 | 102 | 12.8 | 36t | 1 |
| Opponents | 21 | 321 | 15.3 | 65t | 4 |

| Punting | No. | Yards | Avg. | Net | TB | In20 | Long | Bk. |
|------------------|-----------|--------------|-------------|-------------|-----------|-----------|-----------|----------|
| Donnie Jones | 90 | 4,212 | 46.8 | 41.7 | 10 | 34 | 63 | 0 |
| Rams | 90 | 4,212 | 46.8 | 41.7 | 10 | 34 | 63 | 0 |
| Opponents | 75 | 3,326 | 44.3 | 36.9 | 8 | 25 | 70 | 0 |

| Punt Returns | No. | FC | Yds. | Avg. | Long | TD |
|------------------|-----------|-----------|------------|-------------|-----------|----------|
| Danny Amendola | 31 | 11 | 360 | 11.6 | 56 | 0 |
| Derek Stanley | 3 | 1 | 37 | 12.3 | 24 | 0 |
| Quincy Butler | 2 | 2 | -2 | -1.0 | 0 | 0 |
| David Roach | 1 | 0 | 0.0 | 0.0 | 0 | 0 |
| Rams | 37 | 14 | 395 | 10.7 | 56 | 0 |
| Opponents | 41 | 12 | 260 | 6.3 | 29 | 0 |

| Kickoff Returns | No. | Yards | Avg. | Long | TD |
|------------------|-----------|--------------|-------------|------------|----------|
| Danny Amendola | 66 | 1,618 | 24.5 | 58 | 0 |
| Kenneth Darby | 4 | 54 | 13.5 | 23 | 0 |
| Billy Bajema | 2 | 26 | 13.0 | 14 | 0 |
| Donnie Avery | 1 | 19 | 19.0 | 19 | 0 |
| Samkon Gado | 1 | 23 | 23.0 | 23 | 0 |
| Larry Grant | 1 | 14 | 14.0 | 14 | 0 |
| Mike Karney | 1 | 10 | 10.0 | 10 | 0 |
| Rams | 76 | 1,764 | 23.2 | 58 | 0 |
| Opponents | 43 | 1,032 | 24.0 | 97t | 1 |

| Field Goals | 1-19 | 20-29 | 30-39 | 40-49 | 50+ |
|------------------|------------|--------------|------------|------------|------------|
| Josh Brown | 0/0 | 5/5 | 4/5 | 4/7 | 6/7 |
| Rams | 0/0 | 5/5 | 4/5 | 4/7 | 6/7 |
| Opponents | 1/1 | 10/10 | 5/5 | 2/3 | 1/3 |

Josh Brown (37N) () (48B, 53) (51N) (29) (52, 27) (30, 45) (41) (32) (40, 20) (46N, 55) (20, 48, 50) () (33, 52) (33) (54, 45N, 29)

Opponents () (21, 28, 23) (48, 38, 25) (43N) (47) (58N, 36) () () () (29, 38) (27) (27, 34, 36, 50) (27, 25, 52N, 28) (19) ()

Fumbles/Lost: Marc Bulger 6/1, Danny Amendola 4/1, Keith Null 3/1, Donnie Avery 2/2, Kyle Boller 2/2, Brandon Gibson 2/1, Steven Jackson 2/2, Quincy Butler 1/1, Daniel Fells 1/1, David Roach 1/0

TOTAL: 12

| TD | TD% | Int. | Int% | Long | Sack/Lost | Rating |
|-----------|-------------|-----------|-------------|------------|---------------|-------------|
| 5 | 2.0% | 6 | 2.4% | 50 | 14/85 | 70.7 |
| 3 | 1.7% | 6 | 3.4% | 35 | 17/117 | 61.2 |
| 3 | 2.5% | 9 | 7.6% | 25 | 13/82 | 49.9 |
| 1 | 100.0% | 0 | 0.0% | 36t | 0/0 | 158.3 |
| 12 | 2.2% | 21 | 3.9% | 50 | 44/284 | 64.0 |
| 22 | 4.5% | 8 | 1.6% | 73t | 25/149 | 96.9 |



2008 (2-14) 4th, NFC West - S. Linehan (4), J. Haslett (12)



| Date | W/L | Score | Opponent | Attend. |
|------------------|-----|-------|------------------|-------------|
| 9/7 | L | 3-38 | at Philadelphia | (69,144) |
| 9/14 | L | 13-41 | New York Giants | (61,377) |
| 9/21 | L | 13-37 | at Seattle | (68,012) |
| 9/28 | L | 14-31 | Buffalo | (61,017) |
| 10/12 | W | 19-17 | at Washington | (90,376) |
| 10/19 | W | 34-14 | Dallas | (62,035) |
| 10/26 | L | 16-23 | at New England | (68,756) |
| 11/2 | L | 13-34 | Arizona | (61,303) |
| 11/9 | L | 3-47 | at New York Jets | (78,073) |
| 11/16 | L | 16-35 | at San Francisco | (67,573) |
| 11/23 | L | 3-27 | Chicago | (61,994) |
| 11/30 | L | 12-16 | Miami | (61,046) |
| 12/7 | L | 10-34 | at Arizona | (63,720) |
| 12/14 | L | 20-23 | Seattle | (56,123) |
| 12/21 | L | 16-17 | San Francisco | (54,948) |
| 12/28 | L | 27-31 | at Atlanta | (64,617) |
| Total Attendance | | | | (1,050,114) |

| | Rams | OPP |
|--------------------------|----------------|----------------|
| Total First Downs | 249 | 320 |
| Rushing | 95 | 146 |
| Passing | 140 | 158 |
| Penalty | 14 | 16 |
| 3rd Down Efficiency | 69/216-31.9% | 74/187-39.6% |
| 4th Down Efficiency | 11/23-47.8% | 4/6-66.7% |
| Possession Avg. | 29:32 | 30:28 |
| Total Net Yards | 4,596 | 5,950 |
| Avg. Per Game | 287.3 | 371.9 |
| Total Plays | 982 | 975 |
| Avg. Per Play | 4.7 | 6.1 |
| Net Yards Rushing | 1,649 | 2,475 |
| Avg. Per Game | 103.1 | 154.7 |
| Total Rushes | 417 | 501 |
| Net Yards Passing | 2,947 | 3,475 |
| Avg. Per Game | 184.2 | 217.2 |
| Sacked/Yards Lost | 45/321 | 30/201 |
| Gross Yards | 3,268 | 3,676 |
| Attempts/Completions | 520/292 | 444/278 |
| Completion Pct. | 56.2% | 62.6% |
| Had Intercepted | 19 | 12 |
| Punts/Average | 83/49.6 | 67/45.2 |
| Net Avg. | 40.8 | 38.3 |
| Penalties/Yards | 97/718 | 89/654 |
| Fumbles/Ball Lost | 18/12 | 24/14 |
| Touchdowns | 20 | 53 |
| Rushing | 8 | 26 |
| Passing | 11 | 20 |
| Returns | 1 | 7 |

| Score by Periods | 1 | 2 | 3 | 4 | OT | T |
|------------------|-----|-----|----|-----|----|-----|
| Rams | 61 | 82 | 35 | 54 | 0 | 232 |
| Opponents | 130 | 144 | 57 | 134 | 0 | 465 |

| Scoring | TD | Ru | Pa | Rt | PAT | FG | S | Pts. |
|------------------|-----------|-----------|-----------|----------|--------------|--------------|----------|------------|
| Josh Brown | 0 | 0 | 0 | 0 | 19/19 | 31/36 | 0 | 112 |
| Steven Jackson | 8 | 7 | 1 | 0 | 0/0 | 0/0 | 0 | 48 |
| Donnie Avery | 4 | 1 | 3 | 0 | 0/0 | 0/0 | 0 | 24 |
| Torry Holt | 3 | 0 | 3 | 0 | 0/0 | 0/0 | 0 | 18 |
| Dane Looker | 2 | 0 | 2 | 0 | 0/0 | 0/0 | 0 | 12 |
| O. Atogwe | 1 | 0 | 0 | 1 | 0/0 | 0/0 | 0 | 6 |
| Keenan Burton | 1 | 0 | 1 | 0 | 0/0 | 0/0 | 0 | 6 |
| Derek Stanley | 1 | 0 | 1 | 0 | 0/0 | 0/0 | 0 | 6 |
| Rams | 20 | 8 | 11 | 1 | 19/19 | 31/36 | 0 | 232 |
| Opponents | 53 | 26 | 20 | 7 | 52/52 | 31/32 | 0 | 465 |

Two Point Conversions: Rams 0/1, Opponents 1/1

Sacks: James Hall 6.5, Leonard Little 6.0, Chris Long 4.0, Jason Craft 3.0, Pisa Tinoisamoa 3.0, Victor Adeyanju 2.0, Ron Bartell 1.0, Fakhir Brown 1.0, Ricky Manning Jr. 1.0, Eric Moore 1.0, Will Witherspoon 1.0, La'Roi Glover 0.5

RAMS: 30.0 Opponents: 45.0

Usual Starters

| | | | |
|----|-----------------------|-----|------------------------|
| WR | Torry Holt (14) | LE | Victor Adeyanju (9) |
| | | | Leonard Little (5) |
| LT | Orlando Pace (14) | NT | Clifton Ryan (12) |
| LG | Jacob Bell (13) | UT | La'Roi Glover (10) |
| | | | Adam Carriker (6) |
| C | Nick Leckey (10) | RE | Chris Long (16) |
| | Brett Romberg (6) | | |
| RG | Richie Incognito (15) | WLB | Pisa Tinoisamoa (16) |
| RT | Alex Barron (15) | MLB | Will Witherspoon (12) |
| TE | Anthony Becht (11) | SLB | Quinton Culberson (10) |
| | | | Chris Draft (5) |
| WR | Donnie Avery (12) | LCB | Ron Bartell (11) |
| QB | Marc Bulger (15) | RCB | Fakhir Brown (11) |
| TE | Joe Klopfenstein (10) | SS | Corey Chavous (13) |
| RB | Steven Jackson (11) | FS | O.J. Atogwe (16) |

| Passing | Att. | Comp. | Yards | Pct. | Yards/Att. |
|------------------|------------|------------|--------------|--------------|-------------|
| Marc Bulger | 440 | 251 | 2,720 | 57.0% | 6.18 |
| Trent Green | 72 | 38 | 525 | 52.8% | 7.29 |
| Brock Berlin | 3 | 1 | 6 | 33.3% | 2.00 |
| Dane Looker | 3 | 2 | 17 | 66.7% | 5.67 |
| Dante Hall | 1 | 0 | 0 | 0.0% | 0.00 |
| Donnie Jones | 1 | 0 | 0 | 0.0% | 0.00 |
| Rams | 520 | 292 | 3,268 | 56.2% | 6.28 |
| Opponents | 444 | 278 | 3,676 | 62.6% | 8.28 |

| Rushing | No. | Yards | Avg. | Long | TD |
|------------------|------------|--------------|------------|------------|-----------|
| Steven Jackson | 253 | 1,042 | 4.1 | 56t | 7 |
| Antonio Pittman | 79 | 296 | 3.7 | 24 | 0 |
| Kenneth Darby | 32 | 140 | 4.4 | 14 | 0 |
| Donnie Avery | 10 | 69 | 6.9 | 37t | 1 |
| Marc Bulger | 14 | 41 | 2.9 | 16 | 0 |
| Travis Minor | 13 | 29 | 2.2 | 13 | 0 |
| Dante Hall | 4 | 9 | 2.3 | 10 | 0 |
| Keenan Burton | 3 | 8 | 2.7 | 5 | 0 |
| Brian Leonard | 2 | 7 | 3.5 | 5 | 0 |
| Samkon Gado | 2 | 4 | 2.0 | 3 | 0 |
| Trent Green | 3 | 4 | 1.3 | 3 | 0 |
| Dan Kreider | 1 | 0 | 0.0 | 0 | 0 |
| Derek Stanley | 1 | 0 | 0.0 | 0 | 0 |
| Rams | 417 | 1,649 | 4.0 | 56t | 8 |
| Opponents | 501 | 2,475 | 4.9 | 70 | 26 |

| Receiving | No. | Yards | Avg. | Long | TD |
|------------------|------------|--------------|-------------|------------|-----------|
| Torry Holt | 64 | 796 | 12.4 | 45t | 3 |
| Donnie Avery | 53 | 674 | 12.7 | 69t | 3 |
| Steven Jackson | 40 | 379 | 9.5 | 53 | 1 |
| Dane Looker | 23 | 271 | 11.8 | 30 | 2 |
| Kenneth Darby | 19 | 183 | 9.6 | 30 | 0 |
| Antonio Pittman | 18 | 132 | 7.3 | 27 | 0 |
| Keenan Burton | 13 | 172 | 13.2 | 30t | 1 |
| Dante Hall | 12 | 105 | 8.8 | 20 | 0 |
| Randy McMichael | 11 | 139 | 12.6 | 31 | 0 |
| Joe Klopfenstein | 11 | 123 | 11.2 | 29 | 0 |
| Daniel Fells | 7 | 81 | 11.6 | 26 | 0 |
| Derek Stanley | 6 | 119 | 19.8 | 80t | 1 |
| Anthony Becht | 6 | 39 | 6.5 | 11 | 0 |
| Travis Minor | 5 | 35 | 7.0 | 16 | 0 |
| Marc Bulger | 2 | 17 | 8.5 | 11 | 0 |
| Drew Bennett | 1 | 4 | 4.0 | 4 | 0 |
| Samkon Gado | 1 | -1 | -1.0 | -1 | 0 |
| Rams | 292 | 3,268 | 11.2 | 80t | 11 |
| Opponents | 278 | 3,676 | 13.2 | 90t | 20 |

| Interceptions | No. | Yards | Avg. | Long | TD |
|-------------------|-----------|------------|-------------|------------|----------|
| Oshiomogho Atogwe | 5 | 91 | 18.2 | 43 | 0 |
| Ron Bartell | 3 | 29 | 9.7 | 24 | 0 |
| Fakhir Brown | 1 | 16 | 16.0 | 16 | 0 |
| Jason Craft | 1 | 16 | 16.0 | 16 | 0 |
| Jonathan Wade | 1 | 8 | 8.0 | 8 | 0 |
| Will Witherspoon | 1 | 2 | 2.0 | 2 | 0 |
| Rams | 12 | 162 | 13.5 | 43 | 0 |
| Opponents | 19 | 452 | 23.8 | 99t | 4 |

| Punting | No. | Yards | Avg. | Net | TB | In20 | Long | Bik. |
|------------------|-----------|--------------|-------------|-------------|-----------|-----------|-----------|----------|
| Donnie Jones | 82 | 4,100 | 50.0 | 41.1 | 7 | 20 | 68 | 0 |
| Josh Brown | 1 | 20 | 20.0 | 20.0 | 0 | 1 | 20 | 0 |
| Rams | 83 | 4,120 | 49.6 | 40.8 | 7 | 21 | 68 | 0 |
| Opponents | 67 | 3,029 | 45.2 | 38.3 | 11 | 22 | 62 | 0 |

| Punt Returns | No. | FC | Yards | Avg. | Long | TD |
|------------------|-----------|-----------|------------|-------------|-----------|----------|
| Derek Stanley | 11 | 4 | 101 | 9.2 | 33 | 0 |
| Dante Hall | 9 | 1 | 93 | 10.3 | 34 | 0 |
| Dane Looker | 9 | 5 | 51 | 5.7 | 14 | 0 |
| Rams | 29 | 10 | 245 | 8.4 | 34 | 0 |
| Opponents | 57 | 7 | 590 | 10.4 | 60 | 0 |

| Kickoff Returns | No. | Yards | Avg. | Long | TD |
|------------------|-----------|--------------|-------------|-----------|----------|
| Dante Hall | 37 | 763 | 20.6 | 41 | 0 |
| Derek Stanley | 25 | 620 | 24.8 | 75 | 0 |
| Kenneth Darby | 7 | 173 | 24.7 | 32 | 0 |
| Travis Minor | 7 | 155 | 22.1 | 34 | 0 |
| Donnie Avery | 1 | 21 | 21.0 | 21 | 0 |
| John Greco | 1 | 14 | 14.0 | 14 | 0 |
| Jonathan Wade | 1 | 11 | 11.0 | 11 | 0 |
| Dane Looker | 1 | 4 | 4.0 | 4 | 0 |
| Rams | 80 | 1,761 | 22.0 | 75 | 0 |
| Opponents | 56 | 1,469 | 26.2 | 92 | 0 |

| Field Goals | 1-19 | 20-29 | 30-39 | 40-49 | 50+ |
|------------------|------------|------------|--------------|--------------|------------|
| Josh Brown | 0/0 | 8/8 | 7/7 | 10/13 | 6/8 |
| Rams | 0/0 | 8/8 | 7/7 | 10/13 | 6/8 |
| Opponents | 0/0 | 7/7 | 12/12 | 10/11 | 2/2 |

Josh Brown (46) (54, 54) (43, 29) (51N) (51, 25, 44, 49) (54N, 52, 35) (20, 44, 25) () (37) (48N, 24, 48, 44) (40N, 43) (23, 51, 33, 38) (42N, 51) (36G, 48) (43, 38, 22) (31, 27)

Opponents (23) (39, 33) (28, 38, 38) (45, 35, 45) (38) (46N) (30, 27, 41) (36, 30) (22, 49, 46, 55) () (43, 38) (37, 47, 42) (44, 22) (28, 50, 27) (48) (39)

Fumbles/Lost: Marc Bulger 5/4, Steven Jackson 5/3, Dane Looker 2/1, Derek Stanley 2/2, Ken Darby 1/1, Joe Klopfenstein 1/1, Travis Minor 1/0, Antonio Pittman 1/0 **Total: 12**

| TD | TD% | Int. | Int% | Long | Sack/Lost | Rating |
|-----------|-------------|-----------|-------------|------------|---------------|-------------|
| 11 | 2.5% | 13 | 3.0% | 80t | 38/263 | 71.4 |
| 0 | 0.0% | 6 | 8.3% | 53 | 6/58 | 41.7 |
| 0 | 0.0% | 0 | 0.0% | 6 | 0/0 | 42.4 |
| 0 | 0.0% | 0 | 0.0% | 11 | 1/0 | 81.3 |
| 0 | 0.0% | 0 | 0.0% | -- | 0/0 | 39.6 |
| 0 | 0.0% | 0 | 0.0% | -- | 0/0 | 39.6 |
| 11 | 2.1% | 19 | 3.7% | 80t | 45/321 | 66.9 |
| 20 | 4.5% | 12 | 2.7% | 90t | 30/201 | 92.5 |



2007 (3-13) 4th, NFC West - Scott Linehan



| Date | W/L | Score | Opponent | Attend. |
|------------------|-----|-------|------------------|-------------|
| 9/9 | L | 13-27 | Carolina | (65,307) |
| 9/16 | L | 16-17 | San Francisco | (65,295) |
| 9/23 | L | 3-24 | at Tampa Bay | (65,267) |
| 9/30 | L | 7-35 | at Dallas | (62,866) |
| 10/7 | L | 31-34 | Arizona | (61,788) |
| 10/14 | L | 3-22 | at Baltimore | (71,175) |
| 10/21 | L | 6-33 | at Seattle | (68,164) |
| 10/28 | L | 20-27 | Cleveland | (62,777) |
| 11/11 | W | 37-29 | at New Orleans | (70,003) |
| 11/18 | W | 13-9 | at San Francisco | (68,039) |
| 11/25 | L | 19-24 | Seattle | (65,423) |
| 12/2 | W | 28-16 | Atlanta | (52,051) |
| 12/9 | L | 10-19 | at Cincinnati | (65,143) |
| 12/16 | L | 14-33 | Green Bay | (66,008) |
| 12/20 | L | 24-41 | Pittsburgh | (65,705) |
| 12/30 | L | 19-48 | at Arizona | (64,671) |
| Total Attendance | | | | (1,039,682) |

Total First Downs

| | | |
|----------------------|--------------|--------------|
| Rushing | 65 | 105 |
| Passing | 193 | 190 |
| Penalty | 23 | 21 |
| 3rd Down Efficiency | 81/223-36.3% | 78/201-38.8% |
| 4th Down Efficiency | 7/20-35.0% | 6/10-60.0% |
| Possession Avg. | 30:08 | 29:52 |
| Total Net Yards | 4,760 | 5,457 |
| Avg. Per Game | 297.5 | 341.1 |
| Total Plays | 1026 | 999 |
| Avg. Per Play | 4.6 | 5.5 |
| Net Yards Rushing | 1,527 | 1,844 |
| Avg. Per Game | 95.4 | 115.3 |
| Total Rushes | 404 | 445 |
| Net Yards Passing | 3,233 | 3,613 |
| Avg. Per Game | 202.1 | 225.8 |
| Sacked/Yards Lost | 48/328 | 31/234 |
| Gross Yards | 3,561 | 3,847 |
| Attempts/Completions | 574/333 | 523/318 |
| Completion Pct. | 58.0% | 60.8% |
| Had Intercepted | 28 | 18 |
| Punts/Average | 78/47.2 | 66/47.7 |
| Net Avg. | 39.3 | 39.8 |
| Penalties/Yards Lost | 94/794 | 95/732 |
| Fumbles/Balls Lost | 25/9 | 23/9 |
| Touchdowns | 27 | 48 |
| Rushing | 5 | 16 |
| Passing | 19 | 25 |
| Returns | 3 | 7 |

Score by Periods

| | 1 | 2 | 3 | 4 | OT | T |
|-----------|----|-----|-----|-----|----|-----|
| Rams | 95 | 72 | 56 | 40 | 0 | 263 |
| Opponents | 64 | 116 | 111 | 147 | 0 | 438 |

Scoring

| | TD | Ru | Pa | Rt | PAT | FG | S | Pts. |
|------------------|-----------|-----------|-----------|----------|--------------|--------------|----------|------------|
| Jeff Wilkins | 0 | 0 | 0 | 0 | 25/25 | 24/32 | 0 | 97 |
| Torry Holt | 7 | 0 | 7 | 0 | 0 | 0 | 0 | 44a |
| Steven Jackson | 6 | 5 | 1 | 0 | 0 | 0 | 0 | 36 |
| Isaac Bruce | 4 | 0 | 4 | 0 | 0 | 0 | 0 | 24 |
| Drew Bennett | 3 | 0 | 3 | 0 | 0 | 0 | 0 | 18 |
| Randy McMichael | 3 | 0 | 3 | 0 | 0 | 0 | 0 | 18 |
| O.J. Atogwe | 1 | 0 | 0 | 1 | 0 | 0 | 0 | 6 |
| Fakhir Brown | 1 | 0 | 0 | 1 | 0 | 0 | 0 | 6 |
| Dante Hall | 1 | 0 | 0 | 1 | 0 | 0 | 0 | 6 |
| Joe Klopfenstein | 1 | 0 | 1 | 0 | 0 | 0 | 0 | 6 |
| Adam Carriker | 0 | 0 | 0 | 0 | 0 | 0 | 1 | 2 |
| Rams | 27 | 5 | 19 | 3 | 25/25 | 24/32 | 1 | 263 |
| Opponents | 48 | 16 | 25 | 7 | 44/44 | 34/39 | 0 | 438 |

Two Point Conversions: RAMS 1/2, Opponents 2/4

Sacks: Will Witherspoon 7.0, La'Roi Glover 6.0, Corey Chavous 3.5, Brandon Chillar 2.5, James Hall 2.5, Adam Carriker 2.0, Clifton Ryan 2.0, Ron Bartell 1.0, Chris Draft 1.0, Trevor Johnson 1.0, Leonard Little 1.0, Eric Moore 1.0, Claude Wroten 0.5; RAMS: 31.0 Opponent: 48.0

Usual Starters

| | | | |
|-------|---|-----|---|
| WR | Torry Holt (16) | LE | Victor Adeyanju (7) Leonard Little (7) |
| LT | Alex Barron (15) | NT | Adam Carriker (16) |
| LG | Milford Brown (9) | UT | La'Roi Glover (16) |
| C | Brett Romberg (9) Andy McCollum (7) | RE | James Hall (15) |
| RG | Todd Steussie (6) Richie Incognito (4) | WLB | Pisa Tinoisamoa (9) Chris Draft (7) |
| RT | Brandon Gorin (8) | MLB | Will Witherspoon (16) |
| TE | Randy McMichael (15) | SLB | Brandon Chillar (14) |
| WR | Isaac Bruce (12) | LCB | Tye Hill (7) Ron Bartell (6) |
| QB | Marc Bulger (12) | RCB | Fakhir Brown (12) |
| FB/TE | Joe Klopfenstein (9) | SS | Corey Chavous (14) |
| RB | Steven Jackson (12) | FS | O.J. Atogwe (16) |

| Passing | Att. | Comp. | Yards | Pct. | Yards/Att. |
|------------------|------------|------------|--------------|--------------|-------------|
| Marc Bulger | 378 | 221 | 2,392 | 58.5% | 6.33 |
| Gus Frerotte | 167 | 94 | 1,014 | 56.3% | 6.07 |
| Brock Berlin | 28 | 17 | 153 | 60.7% | 5.46 |
| Steven Jackson | 1 | 1 | 2 | 100.0% | 2.00 |
| Rams | 574 | 333 | 3,561 | 58.0% | 6.20 |
| Opponents | 523 | 318 | 3,847 | 60.8% | 7.36 |

| Rushing | No. | Yards | Avg. | Long | TD |
|------------------|------------|--------------|------------|-----------|-----------|
| Steven Jackson | 237 | 1,002 | 4.2 | 54 | 5 |
| Brian Leonard | 86 | 303 | 3.5 | 31 | 0 |
| Antonio Pittman | 38 | 139 | 3.7 | 43 | 0 |
| Travis Minor | 17 | 68 | 4.0 | 13 | 0 |
| Dante Hall | 3 | 18 | 6.0 | 9 | 0 |
| Marc Bulger | 9 | 13 | 1.4 | 14 | 0 |
| Derek Stanley | 1 | 5 | 5.0 | 5 | 0 |
| Gus Frerotte | 6 | 3 | 0.5 | 2 | 0 |
| Isaac Bruce | 2 | -4 | -2.0 | -1 | 0 |
| Marques Hagans | 2 | -4 | -2.0 | -2 | 0 |
| Brock Berlin | 3 | -16 | -5.3 | 0 | 0 |
| Rams | 404 | 1,527 | 3.8 | 54 | 5 |
| Opponents | 445 | 1,844 | 4.1 | 46 | 16 |

| Receiving | No. | Yards | Avg. | Long | TD |
|-------------------|------------|--------------|-------------|-----------|-----------|
| Torry Holt | 93 | 1,189 | 12.8 | 40 | 7 |
| Isaac Bruce | 55 | 733 | 13.3 | 37 | 4 |
| Randy McMichael | 39 | 429 | 11.0 | 29t | 3 |
| Steven Jackson | 38 | 271 | 7.1 | 37 | 1 |
| Drew Bennett | 33 | 375 | 11.4 | 24 | 3 |
| Brian Leonard | 30 | 183 | 6.1 | 16 | 0 |
| Travis Minor | 12 | 86 | 7.2 | 20 | 0 |
| Marques Hagans | 8 | 101 | 12.6 | 23 | 0 |
| Dane Looker | 6 | 38 | 6.3 | 10 | 0 |
| Dante Hall | 5 | 27 | 5.4 | 12 | 0 |
| Dominique Byrd | 4 | 44 | 11.0 | 14 | 0 |
| Antonio Pittman | 3 | 15 | 5.0 | 11 | 0 |
| Joe Klopfenstein | 2 | 37 | 18.5 | 36t | 1 |
| Aaron Walker | 2 | 13 | 6.5 | 8 | 0 |
| Richard Owens | 1 | 9 | 9.0 | 9 | 0 |
| Madison Hedgecock | 1 | 7 | 7.0 | 7 | 0 |
| Travis Taylor | 1 | 4 | 4.0 | 4 | 0 |
| Rams | 333 | 3,561 | 10.7 | 40 | 19 |
| Opponents | 318 | 3,847 | 12.1 | 83 | 25 |

| Interceptions | No. | Yards | Avg. | Long | TD |
|-------------------|-----------|------------|-------------|------------|----------|
| Oshiomogho Atogwe | 8 | 125 | 15.6 | 52t | 1 |
| Fakhir Brown | 4 | 48 | 12.0 | 36t | 1 |
| Pisa Tinoisamoa | 2 | 15 | 7.5 | 15 | 0 |
| Ron Bartell | 2 | 10 | 5.0 | 9 | 0 |
| Jonathan Wade | 1 | 2 | 2.0 | 2 | 0 |
| Tye Hill | 1 | 0 | 0.0 | 0 | 0 |
| Rams | 18 | 200 | 11.1 | 52t | 2 |
| Opponents | 28 | 427 | 15.3 | 68t | 4 |

| Punting | No. | Yards | Avg. | Net | TB | In20 | Long | Bk. |
|------------------|-----------|--------------|-------------|-------------|----------|-----------|-----------|----------|
| Donnie Jones | 78 | 3,684 | 47.2 | 39.3 | 9 | 18 | 80 | 0 |
| Rams | 78 | 3,684 | 47.2 | 39.3 | 9 | 18 | 80 | 0 |
| Opponents | 66 | 3,147 | 47.7 | 39.8 | 8 | 19 | 71 | 0 |

| Punt Returns | No. | FC | Yards | Avg. | Long | TD |
|------------------|-----------|-----------|------------|-------------|------------|----------|
| Dante Hall | 19 | 6 | 286 | 15.1 | 85t | 1 |
| Brandon Williams | 7 | 7 | 56 | 8.0 | 15 | 0 |
| Dane Looker | 2 | 0 | 5 | 2.5 | 5 | 0 |
| Marques Hagans | 1 | 1 | 0 | 0.0 | 0 | 0 |
| Derek Stanley | 1 | 0 | 10 | 10.0 | 10 | 0 |
| Rams | 30 | 14 | 357 | 11.9 | 85t | 1 |
| Opponents | 48 | 8 | 437 | 9.1 | 37 | 0 |

| Kickoff Returns | No. | Yards | Avg. | Long | TD |
|------------------|-----------|--------------|-------------|------------|----------|
| Dante Hall | 29 | 729 | 25.1 | 84 | 0 |
| Brandon Williams | 22 | 508 | 23.1 | 37 | 0 |
| Derek Stanley | 20 | 509 | 25.5 | 49 | 0 |
| Marques Hagans | 7 | 130 | 18.6 | 22 | 0 |
| Travis Minor | 2 | 24 | 12.0 | 21 | 0 |
| Dane Looker | 1 | 19 | 19.0 | 19 | 0 |
| Jonathan Wade | 1 | 19 | 19.0 | 19 | 0 |
| Rams | 82 | 1,938 | 23.6 | 84 | 0 |
| Opponents | 58 | 1,578 | 27.2 | 91t | 2 |

| Field Goals | 1-19 | 20-29 | 30-39 | 40-49 | 50+ |
|------------------|------------|------------|--------------|--------------|------------|
| Jeff Wilkins | 0/0 | 7/8 | 6/7 | 8/13 | 3/4 |
| Rams | 0/0 | 7/8 | 6/7 | 8/13 | 3/4 |
| Opponents | 0/0 | 8/8 | 12/13 | 12/14 | 2/4 |

Jeff Wilkins (42, 28) (27, 29, 53, 56N) (42N, 43N, 25) (28N) (46, 35, 31) (35N, 32) (31, 29, 44N) (40, 46) (49, 21, 44) (49, 35) (23) () (40N, 50) (48N) (52) (37, 42)

Opponents (47N, 34, 32) (40) (54N, 27) () (50, 39B, 32) (43, 42, 23, 31, 36) (38, 48, 45, 43) (35, 45) () (28, 38, 46) (46N, 33, 52N) (41) (27, 38, 32, 46) (44, 50, 25, 46) (21, 29) (23, 33)

| TD | TD% | Int. | Int% | Long | Sack/Lost | Rating |
|-----------|-------------|-----------|-------------|-----------|---------------|-------------|
| 11 | 2.9% | 15 | 4.0% | 40 | 37/269 | 70.3 |
| 7 | 4.2% | 12 | 7.2% | 38 | 11/59 | 58.3 |
| 0 | 0.0% | 1 | 3.6% | 23 | 0/0 | 60.6 |
| 1 | 100.0% | 0 | 0.0% | 2t | 0/0 | 118.8 |
| 19 | 3.3% | 28 | 4.9% | 40 | 48/328 | 67.0 |
| 25 | 4.8% | 18 | 3.4% | 83 | 31/234 | 85.0 |



2006 (8-8) 2nd, NFC West - Scott Linehan



| Date | W/L | Score | Opponent | Attend. |
|------------------|-----|-------|------------------|-------------|
| 9/10 | W | 18-10 | Denver | (65,577) |
| 9/17 | L | 13-20 | at San Francisco | (67,791) |
| 9/24 | W | 16-14 | at Arizona | (63,278) |
| 10/1 | W | 41-34 | Detroit | (65,563) |
| 10/8 | W | 23-20 | at Green Bay | (70,804) |
| 10/15 | L | 28-30 | Seattle | (65,592) |
| 10/29 | L | 24-38 | at San Diego | (66,598) |
| 11/5 | L | 17-31 | Kansas City | (66,191) |
| 11/12 | L | 22-24 | at Seattle | (68,175) |
| 11/19 | L | 0-15 | at Carolina | (73,348) |
| 11/26 | W | 20-17 | San Francisco | (65,517) |
| 12/3 | L | 20-34 | Arizona | (65,612) |
| 12/11 | L | 27-42 | Chicago | (66,234) |
| 12/17 | W | 20-0 | at Oakland | (50,164) |
| 12/24 | W | 37-31 | Washington (OT) | (62,324) |
| 12/31 | W | 41-21 | at Minnesota | (63,557) |
| Total Attendance | | | | (1,046,325) |

| | Rams | OPP |
|-----------------------------|----------------|----------------|
| Total First Downs | 332 | 313 |
| Rushing | 94 | 121 |
| Passing | 212 | 164 |
| Penalty | 26 | 28 |
| 3rd Down Efficiency | 83/222-37.4% | 93/205-45.4% |
| 4th Down Efficiency | 12/18-66.7% | 2/6-33.3% |
| Possession Avg. | 31:07 | 28:53 |
| Total Net Yards | 5,767 | 5,362 |
| Avg. Per Game | 360.4 | 335.1 |
| Total Plays | 1065 | 962 |
| Avg. Per Play | 5.4 | 5.6 |
| Net Yards Rushing | 1,805 | 2,327 |
| Avg. Per Game | 112.8 | 145.4 |
| Total Rushes | 424 | 477 |
| Net Yards Passing | 3,962 | 3,035 |
| Avg. Per Game | 247.6 | 189.7 |
| Sacked/Yards Lost | 49/366 | 34/214 |
| Gross Yards | 4,328 | 3,249 |
| Attempts/Completions | 592/371 | 451/266 |
| Completion Pct. | 62.7% | 59.0% |
| Had Intercepted | 8 | 17 |
| Punts/Average | 76/42.4 | 67/45.2 |
| Net Avg. | 37.8 | 39.0 |
| Penalties/Yards Lost | 116/960 | 92/835 |
| Fumbles/Ball Lost | 20/10 | 24/15 |
| Touchdowns | 39 | 46 |
| Rushing | 13 | 21 |
| Passing | 24 | 21 |
| Returns | 2 | 4 |

| Score by Periods | 1 | 2 | 3 | 4 | OT | T |
|------------------|----|-----|----|-----|----|-----|
| Rams | 53 | 136 | 74 | 98 | 6 | 367 |
| Opponents | 76 | 106 | 79 | 120 | 0 | 381 |

| Scoring | TD | Ru | Pa | Rt | PAT | FG | S | Pts. |
|------------------|-----------|-----------|-----------|----------|--------------|--------------|----------|------------|
| Jeff Wilkins | 0 | 0 | 0 | 0 | 35/35 | 32/37 | 0 | 131 |
| Steven Jackson | 16 | 13 | 3 | 0 | 0/0 | 0/0 | 0 | 96 |
| Torry Holt | 10 | 0 | 10 | 0 | 0/0 | 0/0 | 0 | 60 |
| Kevin Curtis | 4 | 0 | 4 | 0 | 0/0 | 0/0 | 0 | 24 |
| Isaac Bruce | 3 | 0 | 3 | 0 | 0/0 | 0/0 | 0 | 20 |
| Stephen Davis | 1 | 0 | 1 | 0 | 0/0 | 0/0 | 0 | 6 |
| Joe Klopfenstein | 1 | 0 | 1 | 0 | 0/0 | 0/0 | 0 | 6 |
| Dominique Byrd | 1 | 0 | 1 | 0 | 0/0 | 0/0 | 0 | 6 |
| Victor Adayanju | 1 | 0 | 0 | b1 | 0/0 | 0/0 | 0 | 6 |
| Ron Bartell | 1 | 0 | 0 | c1 | 0/0 | 0/0 | 0 | 6 |
| Shaun McDonald | 1 | 0 | 1 | 0 | 0/0 | 0/0 | 0 | 6 |
| Rams | 39 | 13 | 24 | 2 | 35/35 | 32/37 | 0 | 367 |
| Opponents | 46 | 21 | 21 | 4 | 46/46 | 19/24 | 0 | 381 |

Two Point Conversions: Rams 1/2, Opponents 0/0

Sacks: Leonard Little 13.0, La'Roi Glover 5.5, Will Witherspoon 3.0, Pisa Tinoisamoa 2.0, Brandon Chillar 2.0, Raonall Smith 1.5, Oshiomogho Atogwe 1.0, Fakhir Brown 1.0, Victor Adayanju 1.0, Jimmy Kennedy 1.0, Corey Chavous 1.0, Claude Wroten 1.0, Anthony Hargrove 0.5, Brandon Green 0.5;

RAMS: 34.0 Opponents: 49.0

Usual Starters

| | | | |
|----|-----------------------|-----|-----------------------|
| WR | Torry Holt (16) | LE | Leonard Little (16) |
| LT | Orlando Pace (8) | NT | Jimmy Kennedy (16) |
| | Todd Steussie (7) | | |
| LG | Todd Steussie (8) | UT | La'Roi Glover (16) |
| | Mark Setterstrom (6) | | |
| C | Richie Incognito (12) | RE | Victor Adayanju (9) |
| RG | Adam Timmerman (13) | WLB | Pisa Tinoisamoa (11) |
| RT | Alex Barron (16) | MLB | Will Witherspoon (16) |
| TE | Joe Klopfenstein (16) | SLB | Brandon Chillar (14) |
| WR | Isaac Bruce (13) | LCB | Travis Fisher (9) |
| | | | Tye Hill (7) |
| QB | Marc Bulger (16) | RCB | Fakhir Brown (14) |
| FB | Madison Hedgecock (9) | SS | Corey Chavous (16) |
| RB | Steven Jackson (16) | FS | O.J. Atogwe (16) |

| Passing | Att. | Comp. | Yards | Pct. | Yards/Att. |
|------------------|------------|------------|--------------|--------------|------------|
| Marc Bulger | 588 | 370 | 4,301 | 62.9% | 7.3 |
| Gus Frerotte | 3 | 1 | 27 | 33.3% | 9.0 |
| Isaac Bruce | 1 | 0 | 0 | 0.0% | 0.0 |
| Rams | 592 | 371 | 4,328 | 62.7% | 7.3 |
| Opponents | 451 | 266 | 3,249 | 59.0% | 7.2 |

| Rushing | No. | Yards | Avg. | Long | TD |
|-------------------|------------|--------------|------------|------------|-----------|
| Steven Jackson | 346 | 1,528 | 4.4 | 59t | 13 |
| Stephen Davis | 40 | 177 | 4.4 | 16 | 0 |
| Marc Bulger | 18 | 44 | 2.4 | 29 | 0 |
| Matt Turk | 2 | 19 | 9.5 | 16 | 0 |
| Dane Looker | 1 | 13 | 13.0 | 13 | 0 |
| Tony Fisher | 6 | 9 | 1.5 | 4 | 0 |
| Kay-Jay Harris | 3 | 9 | 3.0 | 9 | 0 |
| Kevin Curtis | 4 | 4 | 1.0 | 7 | 0 |
| Madison Hedgecock | 1 | 2 | 2.0 | 2 | 0 |
| Ryan Fitzpatrick | 3 | 0 | 0.0 | 2 | 0 |
| Rams | 424 | 1,805 | 4.3 | 59t | 13 |
| Opponents | 477 | 2,327 | 4.9 | 51 | 21 |

| Receiving | No. | Yards | Avg. | Long | TD |
|-------------------|------------|--------------|-------------|------------|-----------|
| Torry Holt | 93 | 1,188 | 12.8 | 67t | 10 |
| Steven Jackson | 90 | 806 | 9.0 | 64t | 3 |
| Isaac Bruce | 74 | 1,098 | 14.8 | 45 | 3 |
| Kevin Curtis | 40 | 479 | 12.0 | 42 | 4 |
| Joe Klopfenstein | 20 | 226 | 11.3 | 28 | 1 |
| Tony Fisher | 14 | 159 | 11.4 | 49 | 0 |
| Shaun McDonald | 13 | 136 | 10.5 | 28 | 1 |
| Stephen Davis | 12 | 90 | 7.5 | 18 | 1 |
| Madison Hedgecock | 7 | 29 | 4.1 | 7 | 0 |
| Aaron Walker | 5 | 68 | 13.6 | 26 | 0 |
| Dominique Byrd | 2 | 39 | 19.5 | 27t | 1 |
| Kay-Jay Harris | 1 | 10 | 10.0 | 10 | 0 |
| Rams | 371 | 4,328 | 11.7 | 67t | 24 |
| Opponents | 266 | 3,249 | 12.2 | 72t | 21 |

| Interceptions | No. | Yards | Avg. | Long | TD |
|-------------------|-----------|------------|-------------|------------|----------|
| Ron Bartell | 3 | 63 | 21.0 | 38t | 1 |
| Tye Hill | 3 | 20 | 6.7 | 14 | 0 |
| Fakhir Brown | 3 | 17 | 5.7 | 20 | 0 |
| Oshiomogho Atogwe | 3 | 8 | 2.7 | 7 | 0 |
| Jerome Carter | 2 | 39 | 19.5 | 36 | 0 |
| Dexter Coakley | 2 | 0 | 0.0 | 0 | 0 |
| Corey Chavous | 1 | 17 | 17.0 | 17 | 0 |
| Rams | 17 | 164 | 9.6 | 38t | 1 |
| Opponents | 8 | 118 | 14.8 | 56 | 0 |

| Punting | No. | Yards | Avg. | Net | TB | In20 | Long | Blk. |
|------------------|-----------|--------------|-------------|-------------|----------|-----------|-----------|----------|
| Matt Turk | 72 | 3,132 | 43.5 | 38.3 | 5 | 26 | 74 | 1 |
| Jeff Wilkins | 3 | 91 | 30.3 | 27.0 | 0 | 3 | 33 | 0 |
| Rams | 76 | 3,223 | 42.4 | 37.8 | 5 | 29 | 74 | 1 |
| Opponents | 67 | 3,026 | 45.2 | 39.0 | 9 | 20 | 66 | 0 |

| Punt Returns | No. | FC | Yards | Avg. | Long | TD |
|------------------|-----------|-----------|------------|------------|------------|----------|
| Shaun McDonald | 23 | 14 | 172 | 7.5 | 33 | 0 |
| Dane Looker | 7 | 6 | 47 | 6.7 | 10 | 0 |
| Willie Ponder | 0 | 0 | 15 | 0 | 15 | 0 |
| Rams | 30 | 20 | 234 | 7.8 | 33 | 0 |
| Opponents | 27 | 22 | 247 | 9.1 | 90t | 1 |

| Kickoff Returns | No. | Yards | Avg. | Long | TD |
|------------------|-----------|--------------|-------------|------------|----------|
| Willie Ponder | 26 | 605 | 23.3 | 40 | 0 |
| J.R. Reed | 17 | 346 | 20.4 | 40 | 0 |
| Kevin Curtis | 9 | 188 | 20.9 | 28 | 0 |
| Tony Fisher | 8 | 165 | 20.6 | 26 | 0 |
| Kay-Jay Harris | 4 | 76 | 19.0 | 23 | 0 |
| Paul Smith | 1 | 3 | 3.0 | 3 | 0 |
| Rams | 65 | 1,383 | 21.3 | 40 | 0 |
| Opponents | 69 | 1,701 | 24.7 | 96t | 2 |

| Field Goals | 1-19 | 20-29 | 30-39 | 40-49 | 50+ |
|------------------|------------|--------------|------------|--------------|------------|
| Jeff Wilkins | 1/1 | 11/11 | 6/6 | 11/16 | 3/3 |
| Rams | 1/1 | 11/11 | 6/6 | 11/16 | 3/3 |
| Opponents | 0/0 | 7/7 | 5/7 | 5/8 | 2/2 |

Jeff Wilkins (26, 44N, 38, 29, 51, 48, 24) (49, 46N, 40) (26, 47, 21) (42, 19, 46, 47, 47N) (31, 26, 20) () (34) (41) (40, 42, 35) () (24, 51) (27, 37) (48N) (24, 34) (21, 41N) (42, 53)

Opponents (49) (32, 46N, 20) () (29, 20) (27, 45N, 32) (34N, 49, 49, 54) (31) (42) (38) (40, 34) (24) (23, 20) (37N, 49N) () (52) ()

| TD | TD% | Int. | Int% | Long | Sack/Lost | Rating |
|-----------|-------------|-----------|-------------|------------|---------------|-------------|
| 24 | 4.1% | 8 | 1.4% | 67t | 49/366 | 92.9 |
| 0 | 0.0% | 0 | 0.0% | 27 | 0/0 | 67.4 |
| 0 | 0.0% | 0 | 0.0% | 0 | 0/0 | 39.6 |
| 24 | 4.1% | 8 | 1.4% | 67t | 49/366 | 92.7 |
| 21 | 4.7% | 17 | 3.8% | 72t | 34/214 | 81.1 |



2005 (6-10) 2nd, NFC West - M. Martz (5), J. Vitt (11)



| Date | W/L | Score | Opponent | Attend. |
|--------|-----|-------|--------------------|-------------|
| 9/11 | L | 25-28 | at San Francisco | (67,918) |
| 9/18 | W | 17-12 | at Arizona | (45,160) |
| 9/25 | W | 31-27 | Tennessee | (65,835) |
| 10/2 | L | 24-44 | at New York Giants | (78,453) |
| 10/9 | L | 31-37 | Seattle | (65,707) |
| 10/17 | L | 28-45 | at Indianapolis | (57,307) |
| 10/23 | W | 28-17 | New Orleans | (64,586) |
| 10/30 | W | 24-21 | Jacksonville | (65,251) |
| 11/13 | L | 16-31 | at Seattle | (67,192) |
| 11/20 | L | 28-38 | Arizona | (65,750) |
| 11/27 | W | 33-27 | at Houston (OT) | (70,010) |
| 12/4 | L | 9-24 | Washington | (65,701) |
| 12/11 | L | 13-27 | at Minnesota | (64,005) |
| 12/18 | L | 16-17 | Philadelphia | (65,382) |
| 12/24 | L | 20-24 | San Francisco | (65,473) |
| 1/1/06 | W | 20-10 | at Dallas | (63,131) |
| Total | | | | (1,036,861) |

| | Rams | OPP |
|---------------------------|----------------|------------------|
| Total First Downs | 314 | 321 |
| Rushing | 82 | 116 |
| Passing | 209 | 178 |
| Penalty | 23 | 27 |
| 3rd Down Efficiency | 77-211-36.5% | 80-199-40.2% |
| 4th Down Efficiency | 14-21-66.7% | 2-9-22.2% |
| Time of Poss. Avg. | 30:14 | 29:46 |
| Total Net Yards | 5,571 | 5,602 |
| Avg. Per Game | 348.2 | 350.1 |
| Total Plays | 1025 | 1007 |
| Avg. Per Play | 5.4 | 5.6 |
| Net Yards Rushing | 1,535 | 2,178 |
| Avg. Per Game | 95.9 | 136.1 |
| Total Rushes | 380 | 459 |
| Net Yards Passing | 4,036 | 3,424 |
| Avg. Per Game | 252.3 | 214.0 |
| Sacked/Yards Lost | 46/315 | 41/195 |
| Gross Yards | 4351 | 3619 |
| Att-Comp-Int | 599-392-24 | 507-314-13 |
| Completion Pct. | 65.4% | 61.9% |
| Punts/Average | 73/41.2 | 68/40.0 |
| Net Avg. | 33.9 | 36.0 |
| Penalties/Yards | 131/941 | 117/1,066 |
| Fumbles/Balls Lost | 24/13 | 27/14 |
| Touchdowns | 40 | 50 |
| Rushing | 13 | 22 |
| Passing | 23 | 26 |
| Returns | 4 | 2 |

| Score by Periods | 1 | 2 | 3 | 4 | OT | T |
|------------------|-----|-----|----|-----|----|-----|
| Rams | 67 | 123 | 54 | 113 | 6 | 363 |
| Opponents | 110 | 124 | 92 | 103 | 0 | 429 |

| Scoring | TD | Ru | Pa | Rt | PAT | FG | S | Pts. |
|---------------------|-----------|-----------|-----------|----------|--------------|--------------|----------|------------|
| Jeff Wilkins | 0 | 0 | 0 | 0 | 36-36 | 27-31 | 0 | 117 |
| Steven Jackson | 10 | 8 | 2 | 0 | 0-0 | 0-0 | 0 | 60 |
| Torry Holt | 9 | 0 | 9 | 0 | 0-0 | 0-0 | 0 | 54 |
| Kevin Curtis | 7 | 1 | 6 | 0 | 0-0 | 0-0 | 0 | 42 |
| Isaac Bruce | 3 | 0 | 3 | 0 | 0-0 | 0-0 | 0 | 18 |
| Ryan Fitzpatrick | 2 | 2 | 0 | 0 | 0-0 | 0-0 | 0 | 12 |
| Marshall Faulk | 1 | 0 | 1 | 0 | 0-0 | 0-0 | 1 | 8 |
| Arlen Harris | 1 | 1 | 0 | 0 | 0-0 | 0-0 | 1 | 8 |
| Chris Johnson | 1 | 0 | 0 | 1 | 0-0 | 0-0 | 0 | 6 |
| Brandon Manumaleuna | 1 | 0 | 1 | 0 | 0-0 | 0-0 | 0 | 6 |
| Adam Archuleta | 1 | 0 | 0 | 1 | 0-0 | 0-0 | 0 | 6 |
| AveionCason | 1 | 1 | 0 | 0 | 0-0 | 0-0 | 0 | 6 |
| Mike Furrey | 1 | 0 | 0 | 1 | 0-0 | 0-0 | 0 | 6 |
| Brandon Chillar | 1 | 0 | 0 | 1 | 0-0 | 0-0 | 0 | 6 |
| Cam Cleeland | 1 | 0 | 1 | 0 | 0-0 | 0-0 | 0 | 6 |
| Rams | 40 | 13 | 23 | 4 | 36-36 | 27-31 | 2 | 363 |
| Opponents | 50 | 22 | 26 | 2 | 49-49 | 26-33 | 1 | 429 |

Two Point Conversions: Rams 2/3, Opponents 1/1

Sacks: Leonard Little 9.5, Anthony Hargrove 6.5, Adam Archuleta 3.5, Brandon Green 3.0, Jimmy Kennedy 3.0, Tyoka Jackson 2.5, Corey Ivy 2.0, Ryan Pickett 2.0, Dexter Coakley 2.0, Pisa Tinoisamoa 1.5, Damione Lewis 1.0, O.J. Atogwe 1.0, Chris Claiborne 0.5;
Rams: 38.0, Opponents: 46.0

Usual Starters

| | | | |
|----|--------------------------|-----|-----------------------|
| WR | Torry Holt (14) | LE | Leonard Little (14) |
| LT | Orlando Pace (16) | NT | Ryan Pickett (16) |
| LG | Claude Terrell (10) | DT | Jimmy Kennedy (9) |
| C | Andy McCollum (16) | RE | Anthony Hargrove (15) |
| RG | Adam Timmerman (16) | WLB | Pisa Tinoisamoa (15) |
| RT | Alex Barron (11) | MLB | Chris Claiborne (7) |
| TE | Brandon Manumaleuna (16) | SLB | Dexter Coakley (9) |
| WR | Isaac Bruce (10) | LCB | DeJuan Groce (15) |
| QB | Marc Bulger (8) | RCB | Travis Fisher (8) |
| | | | Ron Bartell (7) |
| FB | Madison Hedgecock (7) | SS | Adam Archuleta (14) |
| RB | Steven Jackson (15) | FS | Mike Furrey (11) |

| Passing | Att. | Comp. | Yards | Pct. | Yards/Att. |
|------------------|------------|------------|--------------|--------------|------------|
| Marc Bulger | 287 | 192 | 2,297 | 66.9% | 8.0 |
| Jamie Martin | 177 | 124 | 1,277 | 70.1% | 7.2 |
| Ryan Fitzpatrick | 135 | 76 | 777 | 56.3% | 5.8 |
| Rams | 599 | 392 | 4,351 | 65.4% | 7.3 |
| Opponents | 507 | 314 | 3,619 | 61.9% | 7.1 |

| Rushing | No. | Yards | Avg. | Long | TD |
|---------------------|------------|--------------|------------|------------|-----------|
| Steven Jackson | 254 | 1,046 | 4.1 | 51 | 8 |
| Marshall Faulk | 65 | 292 | 4.5 | 20 | 0 |
| Aveion Cason | 10 | 65 | 6.5 | 14 | 1 |
| Ryan Fitzpatrick | 14 | 64 | 4.6 | 14t | 2 |
| Marc Bulger | 9 | 29 | 3.2 | 9 | 0 |
| Arlen Harris | 13 | 21 | 1.6 | 10 | 1 |
| Shaun McDonald | 1 | 7 | 7.0 | 7 | 0 |
| Jamie Martin | 9 | 6 | 0.7 | 9 | 0 |
| Kevin Curtis | 1 | 5 | 5.0 | 5t | 1 |
| Brandon Manumaleuna | 1 | 2 | 2.0 | 2 | 0 |
| Torry Holt | 1 | 2 | 2.0 | 2 | 0 |
| Madison Hedgecock | 1 | 0 | 0.0 | 0 | 0 |
| Jeff Wilkins | 1 | -4 | -4.0 | -4 | 0 |
| Rams | 380 | 1,535 | 4.0 | 51 | 13 |
| Opponents | 459 | 2,178 | 4.7 | 73t | 22 |

| Receiving | No. | Yards | Avg. | Long | TD |
|---------------------|------------|--------------|-------------|------------|-----------|
| Torry Holt | 102 | 1,331 | 13.0 | 44 | 9 |
| Kevin Curtis | 60 | 801 | 13.4 | 83t | 6 |
| Shaun McDonald | 46 | 523 | 11.4 | 31 | 0 |
| Marshall Faulk | 44 | 291 | 6.6 | 18 | 1 |
| Steven Jackson | 43 | 320 | 7.4 | 27 | 2 |
| Isaac Bruce | 36 | 525 | 14.6 | 46t | 3 |
| Dane Looker | 23 | 237 | 10.3 | 23 | 0 |
| Brandon Manumaleuna | 13 | 129 | 9.9 | 33 | 1 |
| Madison Hedgecock | 9 | 69 | 7.7 | 15 | 0 |
| Cam Cleeland | 5 | 17 | 3.4 | 9t | 1 |
| Arlen Harris | 4 | 34 | 8.5 | 17 | 0 |
| Roland Williams | 3 | 21 | 7.0 | 12 | 0 |
| Jeff Robinson | 1 | 28 | 28.0 | 28 | 0 |
| Dominique Thompson | 1 | 13 | 13.0 | 13 | 0 |
| Aveion Cason | 1 | 11 | 11.0 | 11 | 0 |
| Marc Bulger | 1 | 1 | 1.0 | 1 | 0 |
| Rams | 392 | 4,351 | 11.1 | 83t | 23 |
| Opponents | 314 | 3,619 | 11.5 | 52 | 26 |

| Interceptions | No. | Yards | Avg. | Long | TD |
|-------------------|-----------|------------|-------------|------------|----------|
| Mike Furrey | 4 | 143 | 35.8 | 67t | 1 |
| Pisa Tinoisamoa | 2 | 35 | 17.5 | 20 | 0 |
| DeJuan Groce | 2 | 0 | 0.0 | 0 | 0 |
| Adam Archuleta | 1 | 85 | 85.0 | 85t | 1 |
| O.J. Atogwe | 1 | 42 | 42.0 | 42 | 0 |
| Michael Hawthorne | 1 | 24 | 24.0 | 24 | 0 |
| Corey Ivy | 1 | 19 | 19.0 | 19 | 0 |
| Dexter Coakley | 1 | 16 | 16.0 | 16 | 0 |
| Rams | 13 | 364 | 28.0 | 85t | 2 |
| Opponents | 24 | 268 | 11.2 | 37 | 0 |

| Punting | No. | Yards | Avg. | TB | In20 | Long | Bk. |
|------------------|-----------|--------------|-------------|----------|-----------|-----------|----------|
| Bryan Barker | 50 | 2,137 | 42.7 | 4 | 13 | 63 | 0 |
| Reggie Hodges | 22 | 836 | 38.0 | 1 | 3 | 55 | 0 |
| Jeff Wilkins | 1 | 35 | 35.0 | 1 | 0 | 35 | 0 |
| Rams | 73 | 3,008 | 41.2 | 6 | 16 | 63 | 0 |
| Opponents | 67 | 2,722 | 40.0 | 5 | 18 | 55 | 1 |

| Punt Returns | No. | FC | Yards | Avg. | Long | TD |
|------------------|-----------|-----------|------------|-------------|------------|----------|
| Dane Looker | 8 | 2 | 69 | 8.6 | 17 | 0 |
| Shaun McDonald | 8 | 6 | 33 | 4.1 | 14 | 0 |
| David Allen | 7 | 6 | 38 | 5.4 | 12 | 0 |
| Mike Furrey | 4 | 2 | 28 | 7.0 | 13 | 0 |
| Terry Fair | 3 | 6 | 7 | 2.3 | 8 | 0 |
| O.J. Atogwe | 0 | 1 | 0 | 0 | 0 | 0 |
| Rams | 30 | 23 | 175 | 5.8 | 17 | 0 |
| Opponents | 39 | 14 | 410 | 10.5 | 75t | 1 |

| Kickoff Returns | No. | Yards | Avg. | Long | TD |
|------------------|-----------|--------------|-------------|------------|----------|
| Chris Johnson | 38 | 857 | 22.6 | 99t | 1 |
| David Allen | 23 | 472 | 20.5 | 32 | 0 |
| Terry Fair | 10 | 182 | 18.2 | 35 | 0 |
| Aveion Cason | 2 | 48 | 24.0 | 29 | 0 |
| Arlen Harris | 1 | 21 | 21.0 | 21 | 0 |
| Rams | 74 | 1,580 | 21.4 | 99t | 1 |
| Opponents | 70 | 1,781 | 25.4 | 90 | 0 |

| Field Goals | 1-19 | 20-29 | 30-39 | 40-49 | 50+ |
|------------------|------------|------------|--------------|-------------|------------|
| Jeff Wilkins | 0-0 | 6-7 | 8-8 | 9-11 | 4-5 |
| Rams | 0-0 | 6-7 | 8-8 | 9-11 | 4-5 |
| Opponents | 0-0 | 7-7 | 13-13 | 4-11 | 2-2 |

Jeff Wilkins (30, 41, 33, 41) (29) (46) (37, 48N) (40) (29, 49) (48N) (41) (31, 36, 39) (47, 32) (37, 47) () (51, 23) (26, 53, 28) (50, 51) (49, 27N, 53N, 20)

Opponents () (29, 26, 48, 35) (41, 39) (38, 32, 23) (34, 44, 28) (48N, 22) (45B, 22) (49N, 44N) (31) (32, 33, 51) (39, 46N, 35) (45N, 38) (37, 44) (31) (56) (22, 47N)

| TD | TD% | Int. | Int% | Long | Sack/Lost | Rating |
|-----------|-------------|-----------|-------------|------------|---------------|-------------|
| 14 | 4.9% | 9 | 3.1% | 57t | 26/188 | 94.4 |
| 5 | 2.8% | 7 | 4.0% | 83t | 11/78 | 83.5 |
| 4 | 3.0% | 8 | 5.9% | 56t | 9/49 | 58.2 |
| 23 | 3.8% | 24 | 4.0% | 83t | 46/315 | 83.0 |
| 26 | 5.1% | 13 | 2.6% | 52 | 41/195 | 89.9 |



2004 (8-8) 2nd, NFC West - Mike Martz



| Date | W/L | Score | Opponent | Attend. |
|-------|-----|-------|--------------------|----------|
| 9/12 | W | 17-10 | Arizona | (65,538) |
| 9/19 | L | 17-34 | at Atlanta | (70,882) |
| 9/26 | L | 25-28 | New Orleans (OT) | (65,856) |
| 10/3 | W | 24-14 | at San Francisco | (66,696) |
| 10/10 | W | 33-27 | at Seattle | (66,940) |
| 10/18 | W | 28-21 | Tampa Bay | (66,040) |
| 10/24 | L | 14-31 | at Miami | (72,945) |
| 11/7 | L | 22-40 | New England | (66,107) |
| 11/14 | W | 23-12 | Seattle | (66,044) |
| 11/21 | L | 17-37 | at Buffalo | (72,393) |
| 11/29 | L | 17-45 | at Green Bay | (70,385) |
| 12/5 | W | 16-6 | San Francisco | (65,793) |
| 12/12 | L | 7-20 | at Carolina | (73,306) |
| 12/19 | L | 7-31 | at Arizona | (40,070) |
| 12/27 | W | 20-7 | Philadelphia | (66,129) |
| 1/2 | W | 32-29 | New York Jets (OT) | (65,877) |
| 1/8 | W | 27-20 | at Seattle* | (65,397) |
| 1/15 | L | 17-47 | at Atlanta^ | (70,709) |

Total Attendance
 * Denotes NFC Wild Card game
 ^ Denotes NFC Divisional game

| | Rams | OPP |
|---------------------------|----------------|----------------|
| First Downs | 321 | 311 |
| Rushing | 96 | 118 |
| Passing | 203 | 172 |
| Penalty | 22 | 21 |
| 3rd Down Eff. | 89-211-42.2% | 76-209-36.4% |
| 4th Down Eff. | 13-19-68.4% | 12-17-70.6% |
| Time of Poss. Avg. | 31:05 | 28:55 |
| Total Net Yards | 5,877 | 5,353 |
| Avg./Game | 367.3 | 334.6 |
| Total Plays | 1011 | 1006 |
| Avg./Play | 5.8 | 5.3 |
| Net Yards Rushing | 1,624 | 2,179 |
| Avg./Game | 101.5 | 136.2 |
| Total Rushes | 381 | 480 |
| Net Yards Passing | 4,253 | 3,174 |
| Avg./Game | 265.8 | 198.4 |
| Sacked/Yards Lost | 50/362 | 34/241 |
| Gross Yards | 4615 | 3415 |
| Att.-Comp.-Int. | 580-372-22 | 492-292-6 |
| Completion Pct. | 64.1 | 59.3 |
| Punts/Average | 68/41.9 | 71/42.5 |
| Net Avg. | 68/34.0 | 71/37.6 |
| Penalties/Yards | 127/993 | 109/827 |
| Fumbles/Ball Lost | 27/17 | 18/9 |
| Touchdowns | 37 | 43 |
| Rushing | 11 | 13 |
| Passing | 23 | 24 |
| Returns | 3 | 6 |

| Score by Periods | 1 | 2 | 3 | 4 | OT | T |
|------------------|----|-----|----|----|----|-----|
| Rams | 69 | 115 | 40 | 86 | 9 | 319 |
| Opponents | 78 | 127 | 90 | 94 | 3 | 392 |

| Scoring | TD | Ru | Pa | Rt | PAT | FG | S | Pts. |
|---------------------|-----------|-----------|-----------|----------|--------------|--------------|----------|------------|
| Jeff Wilkins | 0 | 0 | 0 | 0 | 32-32 | 19-24 | 0 | 89 |
| Torry Holt | 10 | 0 | 10 | 0 | 0-0 | 0-0 | 0 | 60 |
| Isaac Bruce | 6 | 0 | 6 | 0 | 0-0 | 0-0 | 0 | 36 |
| Marshall Faulk | 4 | 3 | 1 | 0 | 0-0 | 0-0 | 2 | 28 |
| Steven Jackson | 4 | 4 | 0 | 0 | 0-0 | 0-0 | 1 | 26 |
| Shaun McDonald | 3 | 0 | 3 | 0 | 0-0 | 0-0 | 0 | 18 |
| Marc Bulger | 3 | 3 | 0 | 0 | 0-0 | 0-0 | 0 | 18 |
| Kevin Curtis | 2 | 0 | 2 | 0 | 0-0 | 0-0 | 1 | 14 |
| Leonard Little | 2 | 0 | 0 | 2 | 0-0 | 0-0 | 0 | 12 |
| Joey Goodspeed | 1 | 1 | 0 | 0 | 0-0 | 0-0 | 0 | 6 |
| Brandon Manumaleuna | 1 | 0 | 1 | 0 | 0-0 | 0-0 | 0 | 6 |
| Adam Archuleta | 1 | 0 | 0 | 1 | 0-0 | 0-0 | 0 | 6 |
| Rams | 37 | 11 | 23 | 3 | 32-32 | 19-24 | 4 | 319 |
| Opponents | 43 | 13 | 24 | 6 | 39-39 | 31-36 | 1 | 392 |

Two Point Conversions: Rams 4/4, Opponents 1/4

Sacks: Travis Fisher 8.5, Leonard Little 7.0, Damione Lewis 5.0, Tyoka Jackson 4.0, Adam Archuleta 2.0, Ryan Pickett 2.0, Tommy Polley 2.0, Pisa Tinoisamoa 1.5, Anthony Hargrove 1.0, Erik Flowers 1.0,
RAMS: 34.0, Opponents: 50.0

Usual Starters

| | | | |
|----|--------------------------|-----|--------------------------|
| WR | Torry Holt (16) | LE | Leonard Little (16) |
| LT | Orlando Pace (16) | NT | Ryan Pickett (16) |
| LG | Tom Nütten (6) | DT | Damione Lewis (10) |
| C | Andy McCollum (16) | RE | Bryce Fisher (14) |
| RG | Adam Timmerman (16) | WLB | Pisa Tinoisamoa (16) |
| RT | Grant Williams (11) | MLB | Robert Thomas (11) |
| TE | Brandon Manumaleuna (16) | SLB | Tommy Polley (13) |
| WR | Isaac Bruce (16) | LCB | Jerametrious Butler (16) |
| QB | Marc Bulger (14) | RCB | Travis Fisher (10) |
| FB | Joey Goodspeed (5) | SS | Adam Archuleta (14) |
| RB | Marshall Faulk (14) | FS | Aeneas Williams (9) |

| Passing | Att. | Comp. | Yards | Pct. | Yards/Att. | TD | TD% | Int. | Int% | Long | Sack/Lost | Rating |
|------------------|------------|------------|--------------|--------------|------------|-----------|-------------|-----------|-------------|------------|---------------|-------------|
| Marc Bulger | 485 | 321 | 3,964 | 66.2% | 8.2 | 21 | 4.3% | 14 | 2.9% | 56 | 41/302 | 93.7 |
| Chris Chandler | 62 | 35 | 463 | 56.5% | 7.5 | 2 | 3.2% | 8 | 12.9% | 75t | 7/54 | 51.4 |
| Jamie Martin | 30 | 16 | 188 | 53.3% | 6.3 | 0 | 0.0% | 0 | 0.0% | 26 | 2/6 | 72.7 |
| Isaac Bruce | 2 | 0 | 0 | 0.0% | 0.0 | 0 | 0.0% | 0 | 0.0% | 0 | 0/0 | 39.6 |
| Jeff Wilkins | 1 | 0 | 0 | 0.0% | 0.0 | 0 | 0.0% | 0 | 0.0% | 0 | 0/0 | 39.6 |
| Rams | 580 | 372 | 4,615 | 64.1% | 8.0 | 23 | 4.0% | 22 | 3.8% | 75t | 50-362 | 86.1 |
| Opponents | 492 | 292 | 3,415 | 59.3% | 6.9 | 24 | 4.9% | 6 | 1.2% | 71t | 34-241 | 91.6 |

| Rushing | No. | Yards | Avg. | Long | TD |
|------------------|------------|--------------|------------|------------|-----------|
| Marshall Faulk | 195 | 774 | 4.0 | 40 | 3 |
| Steven Jackson | 134 | 673 | 5.0 | 48 | 4 |
| Marc Bulger | 19 | 89 | 4.7 | 19t | 3 |
| Arlen Harris | 20 | 63 | 3.2 | 14 | 0 |
| Kevin Curtis | 3 | 24 | 8.0 | 15 | 0 |
| Joey Goodspeed | 3 | 6 | 2.0 | 2t | 1 |
| Chris Chandler | 1 | 2 | 2.0 | 2 | 0 |
| Shaun McDonald | 4 | 0 | 0.0 | 7 | 0 |
| Cam Cleeland | 1 | -2 | -2.0 | -2 | 0 |
| Jeff Wilkins | 1 | -5 | -5.0 | -5 | 0 |
| Rams | 381 | 1,624 | 4.3 | 48 | 11 |
| Opponents | 480 | 2,179 | 4.5 | 42t | 13 |

| Receiving | No. | Yards | Avg. | Long | TD |
|---------------------|------------|--------------|-------------|------------|-----------|
| Torry Holt | 94 | 1,372 | 14.6 | 75t | 10 |
| Isaac Bruce | 89 | 1,292 | 14.5 | 56 | 6 |
| Marshall Faulk | 50 | 310 | 6.2 | 25 | 1 |
| Shaun McDonald | 37 | 494 | 13.4 | 52t | 3 |
| Kevin Curtis | 32 | 421 | 13.2 | 41t | 2 |
| Steven Jackson | 19 | 189 | 9.9 | 28 | 0 |
| Brandon Manumaleuna | 15 | 174 | 11.6 | 48 | 1 |
| Dane Looker | 13 | 183 | 14.1 | 29 | 0 |
| Joey Goodspeed | 11 | 71 | 6.5 | 13 | 0 |
| Cam Cleeland | 7 | 57 | 8.1 | 15 | 0 |
| Arlen Harris | 4 | 44 | 11.0 | 21 | 0 |
| Mike Furrey | 1 | 8 | 8.0 | 8 | 0 |
| Rams | 372 | 4,615 | 12.4 | 75t | 23 |
| Opponents | 292 | 3,415 | 11.7 | 71t | 24 |

| Interceptions | No. | Yards | Avg. | Long | TD |
|---------------------|-----------|------------|------------|------------|----------|
| Jerametrious Butler | 5 | 15 | 3.0 | 10 | 0 |
| Travis Fisher | 1 | 30 | 30.0 | 30 | 0 |
| Rams | 6 | 45 | 7.5 | 30 | 0 |
| Opponents | 22 | 191 | 8.7 | 38t | 1 |

| Punting | No. | Yards | Avg. | TB | In20 | Long | Bk. |
|------------------|-----------|--------------|-------------|-----------|-----------|-----------|----------|
| Sean Landeta | 40 | 1,733 | 43.3 | 3 | 9 | 63 | 0 |
| Kevin Stemke | 28 | 1,115 | 39.8 | 3 | 12 | 56 | 0 |
| Rams | 68 | 2,848 | 41.9 | 6 | 21 | 63 | 0 |
| Opponents | 71 | 3,014 | 42.5 | 10 | 17 | 65 | 0 |

| Punt Returns | No. | FC | Yards | Avg. | Long | TD |
|------------------|-----------|-----------|------------|-------------|------------|----------|
| Shaun McDonald | 30 | 18 | 143 | 4.8 | 39 | 0 |
| Rams | 30 | 18 | 143 | 4.8 | 39 | 0 |
| Opponents | 35 | 17 | 416 | 11.9 | 86t | 1 |

| Kickoff Returns | No. | Yards | Avg. | Long | TD |
|---------------------|-----------|--------------|-------------|------------|----------|
| Arlen Harris | 47 | 951 | 20.2 | 29 | 0 |
| Aveion Cason | 14 | 310 | 22.1 | 31 | 0 |
| Mike Furrey | 8 | 157 | 19.6 | 23 | 0 |
| Steven Jackson | 4 | 79 | 19.8 | 23 | 0 |
| Dwight Anderson | 4 | 71 | 17.8 | 25 | 0 |
| Brandon Manumaleuna | 2 | 13 | 6.5 | 13 | 0 |
| DeJuan Groce | 1 | 15 | 15.0 | 15 | 0 |
| Joey Goodspeed | 1 | 9 | 9.0 | 9 | 0 |
| Erik Flowers | 1 | 0 | 0.0 | 0 | 0 |
| Marshall Faulk | 1 | 0 | 0.0 | 0 | 0 |
| Rich Coady | 1 | -1 | -1.0 | -1 | 0 |
| Rams | 84 | 1,604 | 19.1 | 31 | 0 |
| Opponents | 66 | 1,680 | 25.5 | 94t | 1 |

| Field Goals | 1-19 | 20-29 | 30-39 | 40-49 | 50+ |
|------------------|------------|------------|--------------|-------------|------------|
| Jeff Wilkins | 0/0 | 7/7 | 5/6 | 3/6 | 4/5 |
| Rams | 0/0 | 7/7 | 5/6 | 3/6 | 4/5 |
| Opponents | 0/0 | 8/8 | 11/12 | 9/11 | 3/5 |

Jeff Wilkins (50, 28, 22) (46) (53) (20, 33N) (39, 36) (56N, 44N) () () (36, 47, 23) (41) (42N, 34) (29, 52, 52) () () (44N, 28, 29) (31)

Opponents (22) (35, 25) (52, 53, 39, 51N, 38, 31) () (48, 43N, 34) (35N, 48N) (43) (43, 31, 45, 36) (28, 30, 45, 41) (21, 35, 33) (27) (51, 40) (27, 20) (48) () (47, 33, 27, 53N)



2003 (12-4) 1st, NFC West - Mike Martz



| Date | W/L | Score | Opponent | Attend. |
|------------------|-----|-------|--------------------|-------------|
| 9/7 | L | 13-23 | at New York Giants | (78,666) |
| 9/14 | W | 27-24 | San Francisco (OT) | (65,990) |
| 9/21 | L | 23-24 | at Seattle | (65,841) |
| 9/28 | W | 37-13 | Arizona | (65,758) |
| 10/13 | W | 36-0 | Atlanta | (66,075) |
| 10/19 | W | 34-24 | Green Bay | (66,201) |
| 10/26 | W | 33-21 | at Pittsburgh | (62,655) |
| 11/2 | L | 10-30 | at San Francisco | (67,812) |
| 11/9 | W | 33-22 | Baltimore | (66,085) |
| 11/16 | W | 23-21 | at Chicago | (61,820) |
| 11/23 | W | 30-27 | at Arizona (OT) | (42,089) |
| 11/30 | W | 48-17 | Minnesota | (66,134) |
| 12/8 | W | 26-20 | at Cleveland | (73,108) |
| 12/14 | W | 27-22 | Seattle | (66,152) |
| 12/21 | W | 27-10 | Cincinnati | (66,061) |
| 12/28 | L | 20-30 | at Detroit | (61,006) |
| 1/10 | L | 23-29 | Carolina (2OT)^ | (66,165) |
| Total Attendance | | | | (1,107,618) |

^ Denotes NFC Divisional game

| | Rams | OPP |
|---------------------------|----------------|----------------|
| First Downs | 335 | 272 |
| Rushing | 97 | 92 |
| Passing | 211 | 164 |
| Penalty | 27 | 16 |
| 3rd Down Efficiency | 92-216-42.6% | 75-209-35.9% |
| 4th Down Efficiency | 7-15-46.7% | 9-21-42.9% |
| Time of Poss. Avg. | 31:53 | 28:07 |
| Total Net Yards | 5,457 | 5,052 |
| Avg./Game | 341.1 | 315.8 |
| Total Plays | 1054 | 964 |
| Avg./Play | 5.2 | 5.2 |
| Net Yards Rushing | 1,496 | 1,980 |
| Avg./Game | 93.5 | 123.8 |
| Total Rushes | 411 | 412 |
| Net Yards Passing | 3,961 | 3,072 |
| Avg./Game | 247.6 | 192.0 |
| Sacked/Yds. Lost | 43-326 | 42-291 |
| Gross Yards | 4287 | 3363 |
| Att-Comp-Int | 600-377-23 | 510-296-24 |
| Comp. % | 62.8 | 58.0 |
| Punts/Avg. | 59-42.8 | 74-41.1 |
| Net Avg. | 32.9 | 34.6 |
| Penalties/Yards | 92-667 | 114-882 |
| Fumbles/ Ball Lost | 33-16 | 31-22 |
| Touchdowns | 47 | 39 |
| Rushing | 19 | 9 |
| Passing | 23 | 23 |
| Returns | 5 | 7 |

| Score by Periods | 1 | 2 | 3 | 4 | OT | T |
|------------------|-----|-----|----|-----|----|-----|
| Rams | 123 | 120 | 76 | 122 | 6 | 447 |
| Opponents | 67 | 117 | 82 | 62 | 0 | 328 |

| Scoring | TD | Ru | Pa | Rt | PAT | FG | S | Pts. |
|---------------------|-----------|-----------|-----------|----------|--------------|--------------|----------|------------|
| Jeff Wilkins | 0 | 0 | 0 | 0 | 46-46 | 39-42 | 0 | 163 |
| Torry Holt | 12 | 0 | 12 | 0 | 0 | 0 | 0 | 72 |
| Marshall Faulk | 11 | 10 | 1 | 0 | 0 | 0 | 0 | 66 |
| Isaac Bruce | 5 | 0 | 5 | 0 | 0 | 0 | 0 | 30 |
| Marc Bulger | 4 | 4 | 0 | 0 | 0 | 0 | 0 | 24 |
| Arlen Harris | 4 | 4 | 0 | 0 | 0 | 0 | 0 | 24 |
| Dane Looker | 3 | 0 | 3 | 0 | 0 | 0 | 0 | 18 |
| Travis Fisher | 2 | 0 | 0 | 2 | 0 | 0 | 0 | 12 |
| Brandon Manumaleuna | 2 | 0 | 2 | 0 | 0 | 0 | 0 | 12 |
| Aeneas Williams | 2 | 0 | 0 | 2 | 0 | 0 | 0 | 12 |
| Adam Archuleta | 1 | 0 | 0 | 1 | 0 | 0 | 0 | 6 |
| Lamar Gordon | 1 | 1 | 0 | 0 | 0 | 0 | 0 | 6 |
| Grant Wistrom | 0 | 0 | 0 | 0 | 0 | 1 | 2 | 2 |
| Rams | 47 | 19 | 23 | 5 | 46-46 | 39-42 | 1 | 447 |
| Opponents | 39 | 9 | 23 | 7 | 35-36 | 19-24 | 1 | 328 |

Two Point Conversions: Rams 0-1, Opponents 0-3

Sacks: Leonard Little 12.5, Grant Wistrom 7.5, Tyoka Jackson 5.5, Adam Archuleta 5.0, Robert Thomas 2.0, Pisa Tinoisamoa 2.0, Brian Young 2.0, Bryce Fisher 2.0, Aeneas Williams 1.0, Ryan Pickett 1.0, Jamie Duncan 1.0, Damione Lewis 0.5

RAMS 42.0, Opponents 43.0

Usual Starters

| | | | |
|----|--------------------------|-----|-------------------------|
| WR | Torry Holt (15) | LE | Leonard Little (12) |
| LT | Orlando Pace (16) | NT | Ryan Pickett (13) |
| LG | Andy McCollum (16) | DT | Brian Young (9) |
| C | Dave Wohlabaugh (16) | RE | Grant Wistrom (16) |
| RG | Adam Timmerman (16) | WLB | Pisa Tinoisamoa (14) |
| RT | Kyle Turley (16) | MLB | Robert Thomas (8) |
| TE | Brandon Manumaleuna (15) | SLB | Tommy Polley (13) |
| WR | Isaac Bruce (15) | LCB | Jerametrius Butler (15) |
| QB | Marc Bulger (15) | RCB | Travis Fisher (15) |
| FB | Joey Goodspeed (4) | SS | Adam Archuleta (13) |
| RB | Marshall Faulk (11) | FS | Aeneas Williams (15) |

| Passing | Att. | Comp. | Yards | Pct. | Yards/Att. |
|------------------|------------|------------|--------------|-------------|-------------|
| Marc Bulger | 532 | 336 | 3,845 | 63.2 | 7.23 |
| Kurt Warner | 65 | 38 | 365 | 58.5 | 5.62 |
| Isaac Bruce | 2 | 2 | 66 | 100.0 | 33.00 |
| Dane Looker | 1 | 1 | 11 | 100.0 | 11.00 |
| Rams | 600 | 377 | 4,287 | 62.8 | 7.15 |
| Opponents | 510 | 296 | 3,363 | 58.0 | 6.59 |

| Rushing | No. | Yards | Avg. | Long | TD |
|---------------------|------------|--------------|------------|------------|-----------|
| Marshall Faulk | 209 | 818 | 3.9 | 52 | 10 |
| Lamar Gordon | 71 | 298 | 4.2 | 20 | 1 |
| Arlen Harris | 85 | 255 | 3.0 | 18 | 4 |
| Marc Bulger | 29 | 75 | 2.6 | 28 | 4 |
| Isaac Bruce | 2 | 17 | 8.5 | 14 | 0 |
| Brandon Manumaleuna | 4 | 15 | 3.8 | 8 | 0 |
| Shaun McDonald | 2 | 7 | 3.5 | 5 | 0 |
| Jeff Wilkins | 1 | 7 | 7.0 | 7 | 0 |
| Mike Furrey | 3 | 5 | 1.7 | 2 | 0 |
| Torry Holt | 1 | 5 | 5.0 | 5 | 0 |
| Kurt Warner | 1 | 0 | 0.0 | 0 | 0 |
| Chris Massey | 1 | -1 | -1.0 | -1 | 0 |
| Cam Cleeland | 2 | -5 | -2.5 | 0 | 0 |
| Rams | 411 | 1,496 | 3.6 | 52 | 19 |
| Opponents | 412 | 1,980 | 4.8 | 76t | 9 |

| Receiving | No. | Yards | Avg. | Long | TD |
|---------------------|------------|--------------|-------------|-----------|-----------|
| Torry Holt | 117 | 1,696 | 14.5 | 48 | 12 |
| Isaac Bruce | 69 | 981 | 14.2 | 41 | 5 |
| Dane Looker | 47 | 495 | 10.5 | 41 | 3 |
| Marshall Faulk | 45 | 290 | 6.4 | 30 | 1 |
| Brandon Manumaleuna | 29 | 238 | 8.2 | 39 | 2 |
| Mike Furrey | 20 | 189 | 9.5 | 24 | 0 |
| Arlen Harris | 15 | 102 | 6.8 | 26 | 0 |
| Cam Cleeland | 10 | 145 | 14.5 | 29 | 0 |
| Shaun McDonald | 10 | 62 | 6.2 | 13 | 0 |
| Lamar Gordon | 8 | 59 | 7.4 | 21 | 0 |
| Kevin Curtis | 4 | 13 | 3.3 | 8 | 0 |
| John St. Clair | 1 | 18 | 18.0 | 18 | 0 |
| Spencer Nead | 1 | 6 | 6.0 | 6 | 0 |
| Adam Timmerman | 1 | -7 | -7.0 | -7 | 0 |
| Rams | 377 | 4,287 | 11.4 | 48 | 23 |
| Opponents | 296 | 3,363 | 11.4 | 77 | 23 |

| Interceptions | No. | Yards | Avg. | Long | TD |
|--------------------|-----------|------------|-------------|------------|----------|
| Travis Fisher | 4 | 205 | 51.3 | 74t | 2 |
| Aeneas Williams | 4 | 82 | 20.5 | 46t | 1 |
| Jerametrius Butler | 4 | 72 | 18.0 | 45 | 0 |
| Tommy Polley | 4 | 32 | 8.0 | 22 | 0 |
| Pisa Tinoisamoa | 3 | 46 | 15.3 | 29 | 0 |
| Leonard Little | 1 | 28 | 28.0 | 28 | 0 |
| Adam Archuleta | 1 | 22 | 22.0 | 22 | 0 |
| Tyoka Jackson | 1 | 11 | 11.0 | 11 | 0 |
| DeJuan Groce | 1 | 7 | 7.0 | 7 | 0 |
| Jamie Duncan | 1 | 0 | 0.0 | 0 | 0 |
| Rams | 24 | 505 | 21.0 | 74t | 3 |
| Opponents | 23 | 300 | 13.0 | 70t | 1 |

| Punting | No. | Yards | Avg. | TB | In20 | Long | Blk. |
|------------------|-----------|--------------|-------------|----------|-----------|-----------|----------|
| Sean Landeta | 59 | 2,525 | 42.8 | 5 | 14 | 57 | 0 |
| Rams | 59 | 2,525 | 42.8 | 5 | 14 | 57 | 0 |
| Opponents | 74 | 3,061 | 41.4 | 8 | 19 | 61 | 2 |

| Punt Returns | No. | FC | Yards | Avg. | Long | TD |
|------------------|-----------|-----------|------------|-------------|------------|----------|
| DeJuan Groce | 19 | 3 | 135 | 7.1 | 19 | 0 |
| Mike Furrey | 11 | 7 | 119 | 10.8 | 28 | 0 |
| Arlen Harris | 7 | 0 | 36 | 5.1 | 13 | 0 |
| Dane Looker | 2 | 1 | 47 | 23.5 | 44 | 0 |
| Rams | 39 | 11 | 337 | 8.6 | 44 | 0 |
| Opponents | 32 | 12 | 484 | 15.1 | 84t | 2 |

| Kickoff Returns | No. | Yards | Avg. | Long | TD |
|------------------|-----------|--------------|-------------|-------------|----------|
| Arlen Harris | 51 | 1,175 | 23.0 | 42 | 0 |
| Mike Furrey | 7 | 140 | 20.0 | 27 | 0 |
| Joffrey Reynolds | 6 | 109 | 18.2 | 25 | 0 |
| Spencer Nead | 2 | 27 | 13.5 | 20 | 0 |
| Rich Coady | 1 | 0 | 0.0 | 0 | 0 |
| Joey Goodspeed | 1 | 1 | 1.0 | 1 | 0 |
| DeJuan Groce | 1 | 33 | 33.0 | 25 | 0 |
| John St. Clair | 1 | 3 | 3.0 | 3 | 0 |
| Rams | 70 | 1,488 | 21.3 | 42 | 0 |
| Opponents | 83 | 1,985 | 23.9 | 100t | 2 |

| Field Goals | 1-19 | 20-29 | 30-39 | 40-49 | 50+ |
|------------------|------------|--------------|--------------|------------|------------|
| Jeff Wilkins | 0-0 | 16-16 | 11-13 | 8-9 | 4-4 |
| Rams | 0-0 | 16-16 | 11-13 | 8-9 | 4-4 |
| Opponents | 0-0 | 5-5 | 7-9 | 6-7 | 1-3 |

Jeff Wilkins (39, 28) (29, 28) (28, 33, 33) (24, 53, 31, 39N) (28, 38) (39, 43) (47N, 20, 22) (39) (49, 46, 48, 27) (41, 44, 31) (29, 24, 49) (28, 51) (28, 26, 29, 37, 39N) (33, 46) (26, 50) (51, 36)

Opponents (24, 47, 44) (35, 43N) (36, 35N) () (60B) (33) () (44, 53N) (41, 25, 41) (34N) (22, 27) (28) () (31, 38) (48) (39, 38, 50)

| | TD | TD% | Int. | Int% | Long | Sack/Lost | Rating |
|------------------|-----------|------------|-----------|------------|-----------|---------------|-------------|
| Marc Bulger | 22 | 4.1 | 22 | 4.1 | 48 | 37/288 | 81.4 |
| Kurt Warner | 1 | 1.5 | 1 | 1.5 | 37t | 6/38 | 72.9 |
| Isaac Bruce | 0 | 0.0 | 0 | 0.0 | 41 | 0/0 | 118.8 |
| Dane Looker | 0 | 0.0 | 0 | 0.0 | 11 | 0/0 | 112.5 |
| Rams | 23 | 3.8 | 23 | 3.8 | 48 | 43/326 | 81.0 |
| Opponents | 23 | 4.5 | 24 | 4.7 | 77 | 42/291 | 73.3 |



2002 (7-9) 2nd, NFC West - Mike Martz



| Date | W/L | Score | Opponent | Attend. |
|-------|-----|-------|------------------|-------------|
| 9/8 | L | 16-23 | at Denver | (75,710) |
| 9/15 | L | 21-26 | New York Giants | (65,932) |
| 9/23 | L | 14-26 | at Tampa Bay | (65,652) |
| 9/29 | L | 10-13 | Dallas | (66,165) |
| 10/6 | L | 13-37 | at San Francisco | (67,853) |
| 10/13 | W | 28-13 | Oakland | (66,070) |
| 10/20 | W | 37-20 | Seattle | (65,931) |
| 11/3 | W | 27-14 | at Arizona | (47,819) |
| 11/10 | W | 28-24 | San Diego | (66,093) |
| 11/18 | W | 21-16 | Chiaco | (66,250) |
| 11/24 | L | 17-20 | at Washington | (79,823) |
| 12/1 | L | 3-10 | at Philadelphia | (65,552) |
| 12/8 | L | 10-49 | at Kansas City | (78,601) |
| 12/15 | W | 30-28 | Arizona | (65,939) |
| 12/22 | L | 10-30 | at Seattle | (63,953) |
| 12/30 | W | 31-20 | San Francisco | (66,118) |
| Total | | | | (1,073,461) |

| | Rams | OPP |
|---------------------------|----------------|----------------|
| First Downs | 315 | 282 |
| Rushing | 76 | 105 |
| Passing | 219 | 148 |
| Penalty | 20 | 29 |
| 3rd Down Efficiency | 81-206-39.3% | 71-197-36.0% |
| 4th Down Efficiency | 6-10-60.0% | 5-13-38.5% |
| Time of Poss. Avg. | 30:38 | 29:22 |
| Total Net Yards | 5,559 | 5,025 |
| Avg./Game | 347.4 | 314.1 |
| Total Plays | 1024 | 944 |
| Avg./Play | 5.4 | 5.3 |
| Net Yards Rushing | 1,405 | 1,816 |
| Avg./Game | 87.8 | 113.5 |
| Total Rushes | 343 | 445 |
| Net Yards Passing | 4,154 | 3,209 |
| Avg./Game | 259.6 | 200.6 |
| Sacked/Yds. Lost | 46-326 | 38-240 |
| Gross Yards | 4480 | 3449 |
| Att-Comp-Int | 635-408-27 | 461-292-12 |
| Comp. % | 64.3 | 63.3 |
| Punts/Avg. | 72-41.9 | 70-41.0 |
| Net Avg. | 32.7 | 33.3 |
| Penalties/Yards | 120-919 | 99-755 |
| Fumbles/ Ball Lost | 29-18 | 32-14 |
| Touchdowns | 37 | 42 |
| Rushing | 11 | 15 |
| Passing | 24 | 15 |
| Returns | 2 | 12 |

| Score by Periods | 1 | 2 | 3 | 4 | T |
|------------------|----|-----|----|-----|-----|
| Rams | 65 | 80 | 47 | 124 | 316 |
| Opponents | 64 | 152 | 57 | 96 | 369 |

| Scoring | TD | Ru | Pa | Rt | PAT | FG | S | Pts. |
|---------------------|-----------|-----------|-----------|-----------|--------------|--------------|----------|------------|
| Jeff Wilkins | 0 | 0 | 0 | 0 | 37-37 | 19-25 | 0 | 94 |
| Marshall Faulk | 10 | 8 | 2 | 0 | 0-0 | 0-0 | 0 | 60 |
| Isaac Bruce | 7 | 0 | 7 | 0 | 0-0 | 0-0 | 0 | 42 |
| Torry Holt | 4 | 0 | 4 | 0 | 0-0 | 0-0 | 0 | 24 |
| Ricky Proehl | 4 | 0 | 4 | 0 | 0-0 | 0-0 | 0 | 24 |
| Ernie Conwell | 3 | 1 | 2 | 0 | 0-0 | 0-0 | 0 | 18 |
| Lamar Gordon | 3 | 1 | 2 | 0 | 0-0 | 0-0 | 0 | 18 |
| Dre' Bly | 2 | 0 | 2 | 0 | 0-0 | 0-0 | 0 | 12 |
| Troy Edwards | 2 | 0 | 2 | 0 | 0-0 | 0-0 | 0 | 12 |
| Marc Bulger | 1 | 1 | 0 | 0 | 0-0 | 0-0 | 0 | 6 |
| Brandon Manumaleuna | 1 | 0 | 1 | 0 | 0-0 | 0-0 | 0 | 6 |
| Rams | 37 | 11 | 24 | 2 | 37-37 | 19-25 | 0 | 316 |
| Opponents | 42 | 15 | 15 | 12 | 39-39 | 26-30 | 0 | 369 |

Two Point Conversions: Rams 0/0, Opponent 0/3

Sacks: Leonard Little 12.0, Grant Wistrom 4.5, Jeff Zgonina 4.0, Damione Lewis 4.0, Tyoka Jackson 3.5, James Whitley 3.0, Adam Archuleta 2.5, Brian Young 2.0, Dre' Bly 1.0, Ryan Pickett 0.5

Rams 38.0; Opponents 46.0

Usual Starters

| | | | |
|----|---------------------|-----|---------------------|
| WR | Torry Holt (12) | LE | Leonard Little (15) |
| LT | Orlando Pace (10) | LDT | Brian Young (14) |
| LG | Tom Nütten (11) | RDT | Jeff Zgonina (16) |
| C | Andy McCollum (16) | RE | Grant Wistrom (14) |
| RG | Adam Timmerman (13) | LLB | Robert Thomas (7) |
| RT | John St. Clair (13) | MLB | Jamie Duncan (12) |
| TE | Ernie Conwell (11) | RLB | Tommy Polley (10) |
| WR | Isaac Bruce (16) | CB | Travis Fisher (9) |
| QB | Marc Bulger (7) | CB | Dre' Bly (16) |
| FB | James Hodgins (8) | SS | Adam Archuleta (16) |
| RB | Marshall Faulk (10) | FS | Kim Herring (16) |

| Passing | Att. | Comp. | Yards | Pct. | Yards/Att. |
|------------------|------------|------------|--------------|-------------|-------------|
| Kurt Warner | 220 | 144 | 1,431 | 65.5 | 6.50 |
| Marc Bulger | 214 | 138 | 1,826 | 64.5 | 8.53 |
| Jamie Martin | 195 | 124 | 1,216 | 63.6 | 6.24 |
| Scott Covington | 5 | 2 | 7 | 40.0 | 1.40 |
| Ricky Proehl | 1 | 0 | 0 | 0.0 | 0.00 |
| Rams | 635 | 408 | 4,480 | 64.3 | 7.06 |
| Opponents | 461 | 292 | 3,449 | 63.3 | 7.48 |

| Rushing | No. | Yards | Avg. | Long | TD |
|--------------------|------------|--------------|------------|-----------|-----------|
| Marshall Faulk | 212 | 953 | 4.5 | 71t | 8 |
| Lamar Gordon | 65 | 228 | 3.5 | 29 | 1 |
| Terrence Wilkins | 6 | 56 | 9.3 | 18 | 0 |
| Trung Canidate | 17 | 48 | 2.8 | 22 | 0 |
| Kurt Warner | 8 | 33 | 4.1 | 9 | 0 |
| Ernie Conwell | 6 | 30 | 5.0 | 15 | 1 |
| Troy Edwards | 3 | 21 | 7.0 | 27 | 0 |
| Isaac Bruce | 3 | 18 | 6.0 | 13 | 0 |
| Torry Holt | 2 | 18 | 9.0 | 14 | 0 |
| James Hodgins | 3 | 7 | 2.3 | 5 | 0 |
| Jamie Martin | 5 | 6 | 1.2 | 5 | 0 |
| Chris Hetherington | 1 | 0 | 0.0 | 0 | 0 |
| Marc Bulger | 12 | -13 | -1.1 | 1t | 1 |
| Rams | 343 | 1,405 | 4.1 | 44 | 11 |
| Opponents | 445 | 1,816 | 4.1 | 40 | 15 |

| Receiving | No. | Yards | Avg. | Long | TD |
|---------------------|------------|--------------|-------------|-----------|-----------|
| Torry Holt | 91 | 1,302 | 14.3 | 58 | 4 |
| Marshall Faulk | 80 | 537 | 6.7 | 40 | 2 |
| Isaac Bruce | 79 | 1,075 | 13.6 | 34t | 7 |
| Ricky Proehl | 43 | 466 | 10.8 | 33 | 4 |
| Ernie Conwell | 34 | 419 | 12.3 | 52 | 2 |
| Lamar Gordon | 30 | 278 | 9.3 | 25 | 2 |
| Troy Edwards | 18 | 157 | 8.7 | 48 | 2 |
| James Hodgins | 9 | 47 | 5.2 | 11 | 0 |
| Brandon Manumaleuna | 8 | 106 | 13.3 | 27 | 1 |
| Terrence Wilkins | 5 | 31 | 6.2 | 14 | 0 |
| Yo Murphy | 5 | 23 | 4.6 | 8 | 0 |
| Trung Canidate | 4 | 31 | 7.8 | 13 | 0 |
| Marc Bulger | 1 | 3 | 3.0 | 3 | 0 |
| Chris Hetherington | 1 | 2 | 2.0 | 2 | 0 |
| Rams | 408 | 4,480 | 11.0 | 58 | 24 |
| Opponents | 292 | 3,449 | 11.8 | 83 | 15 |

| Interceptions | No. | Yards | Avg. | Long | TD |
|------------------|-----------|------------|-------------|-----------|----------|
| Kim Herring | 3 | 38 | 12.7 | 36 | 0 |
| Dre' Bly | 2 | 0 | 0.0 | 0 | 0 |
| Travis Fisher | 2 | 0 | 0.0 | 0 | 0 |
| Don Davis | 1 | 29 | 29.0 | 29 | 0 |
| Aeneas Williams | 1 | 3 | 3.0 | 3 | 0 |
| Adam Archuleta | 1 | 2 | 2.0 | 2 | 0 |
| Grant Wistrom | 1 | 2 | 2.0 | 2 | 0 |
| Dexter McClean | 1 | 0 | 0.0 | 0 | 0 |
| Rams | 12 | 74 | 6.2 | 36 | 0 |
| Opponents | 27 | 492 | 18.2 | 60 | 5 |

| Punting | No. | Yards | Avg. | TB | In20 | Long | Blk. |
|------------------|-----------|--------------|-------------|-----------|-----------|-----------|----------|
| Mitch Berger | 72 | 3,020 | 41.9 | 10 | 26 | 64 | 0 |
| Rams | 72 | 3,020 | 41.9 | 10 | 26 | 64 | 0 |
| Opponents | 70 | 2,868 | 41.0 | 8 | 19 | 63 | 0 |

| Punt Returns | No. | FC | Yards | Avg. | Long | TD |
|------------------|-----------|-----------|------------|-------------|------------|----------|
| Terrence Wilkins | 25 | 13 | 242 | 9.7 | 55 | 0 |
| Dre' Bly | 8 | 3 | 138 | 17.3 | 78t | 1 |
| Rams | 33 | 16 | 380 | 11.5 | 78t | 1 |
| Opponents | 34 | 10 | 463 | 13.6 | 86t | 1 |

| Kickoff Returns | No. | Yards | Avg. | Long | TD |
|---------------------|-----------|--------------|-------------|------------|----------|
| Travis Wilkins | 47 | 1,074 | 22.9 | 42 | 0 |
| Troy Edwards | 10 | 211 | 21.1 | 32 | 0 |
| Trung Canidate | 7 | 197 | 28.1 | 53 | 0 |
| Lamar Gordon | 6 | 104 | 17.3 | 30 | 0 |
| Brandon Manumaleuna | 3 | 30 | 10.0 | 15 | 0 |
| Dre' Bly | 1 | 5 | 5.0 | 5 | 0 |
| Yo Murphy | 1 | 21 | 21.0 | 21 | 0 |
| Rams | 75 | 1,642 | 21.9 | 53 | 0 |
| Opponents | 57 | 1,354 | 23.8 | 97t | 2 |

| Field Goals | 1-19 | 20-29 | 30-39 | 40-49 | 50+ |
|------------------|------------|------------|--------------|------------|------------|
| Jeff Wilkins | 0-0 | 5-5 | 8-10 | 6-9 | 0-1 |
| Rams | 0-0 | 5-5 | 8-10 | 6-9 | 0-1 |
| Opponents | 1-1 | 4-4 | 13-15 | 7-9 | 1-1 |

Jeff Wilkins (41, 43, 39N, 39) (35N) () (27, 49N) (38, 37) () (31, 45, 47) (47N, 24, 42) () () (30) (55N, 22) (36, 42N) (26, 37, 26) (45) (39)

Opponents (41, 34, 32) (20, 32, 34, 25) (39, 47) (35, 48) (33, 21, 32)(43, 32, 35) (48) () (41) (37, 48, 50) (40N, 34N) (31) () () (31, 36, 22) (19, 44)

| TD | TD% | Int. | Int% | Long | Sack/Lost | Rating |
|-----------|------------|-----------|------------|-----------|---------------|-------------|
| 3 | 1.4 | 11 | 5.0 | 43 | 21/130 | 67.4 |
| 14 | 6.5 | 6 | 2.8 | 58 | 12/102 | 101.5 |
| 7 | 3.6 | 10 | 5.1 | 33 | 10/77 | 71.7 |
| 0 | 0.0 | 0 | 0.0 | 4 | 2/16 | 47.9 |
| 0 | 0.0 | 0 | 0.0 | 0 | 1/1 | 39.6 |
| 24 | 3.8 | 27 | 4.3 | 58 | 46/326 | 79.9 |
| 15 | 3.3 | 12 | 2.6 | 83 | 38/240 | 86.0 |



2001 (14-2) 1st, NFC West - Mike Martz



| Date | W/L | Score | Opponent | Attend. |
|------------------|-----|-------|-----------------------------|-------------|
| 9/9 | W | 20-17 | at Philadelphia (OT) | (66,243) |
| 9/23 | W | 30-26 | at San Francisco | (67,536) |
| 9/30 | W | 42-10 | Miami | (66,046) |
| 10/8 | W | 35-0 | at Detroit | (77,765) |
| 10/14 | W | 15-14 | New York Giants | (65,992) |
| 10/21 | W | 34-14 | at New York Jets | (78,766) |
| 10/28 | L | 31-34 | New Orleans | (66,189) |
| 11/11 | W | 48-14 | Carolina | (66,069) |
| 11/18 | W | 24-17 | at New England | (60,292) |
| 11/26 | L | 17-24 | Tampa Bay | (66,198) |
| 12/2 | W | 35-6 | at Atlanta | (60,787) |
| 12/9 | W | 27-14 | San Francisco | (66,218) |
| 12/17 | W | 34-21 | at New Orleans | (70,332) |
| 12/23 | W | 38-32 | at Carolina | (72,438) |
| 12/30 | W | 42-17 | Indianapolis | (66,084) |
| 1/6 | W | 31-13 | Atlanta | (66,033) |
| 1/20 | W | 45-17 | Green Bay* | (66,338) |
| 1/27 | W | 29-24 | Philadelphia^ | (66,502) |
| 2/3 | L | 17-20 | vs. New England (SB XXXV)^^ | (72,922) |
| Total Attendance | | | | (1,288,750) |

* Denotes NFC Divisional game
 ^ Denotes NFC Championship
 ^^ Denotes Super Bowl XXXV

| | Rams | OPP |
|---------------------------|----------------|----------------|
| First Downs | 357 | 256 |
| Rushing | 104 | 77 |
| Passing | 236 | 153 |
| Penalty | 17 | 26 |
| 3rd Down Efficiency | 96-192-50.0% | 69-209-33.0% |
| 4th Down Efficiency | 8-11-72.7% | 11-23-47.8% |
| Time of Poss. Avg. | 31:45 | 28:15 |
| Total Net Yards | 6,690 | 4,471 |
| Avg./Game | 418.1 | 279.4 |
| Total Plays | 1007 | 952 |
| Avg./Play | 6.6 | 4.7 |
| Net Yards Rushing | 2,027 | 1,374 |
| Avg./Game | 126.7 | 85.9 |
| Total Rushes | 416 | 366 |
| Net Yards Passing | 4,663 | 3,097 |
| Avg./Game | 291.4 | 193.6 |
| Sacked/Yds. Lost | 40-240 | 45-251 |
| Gross Yards | 4903 | 3348 |
| Att-Comp-Int | 551-379-22 | 541-314-21 |
| Comp. % | 68.8 | 58.0 |
| Punts/Avg. | 43-42.1 | 79-42.0 |
| Net Avg. | 34.9 | 34.9 |
| Penalties/Yards | 107-847 | 100-830 |
| Fumbles/ Ball Lost | 38-22 | 21-13 |
| Touchdowns | 62 | 31 |
| Rushing | 20 | 11 |
| Passing | 37 | 16 |
| Returns | 5 | 5 |

| Score by Periods | 1 | 2 | 3 | 4 | OT | T |
|------------------|-----|-----|-----|----|----|-----|
| Rams | 140 | 165 | 103 | 92 | 3 | 503 |
| Opponents | 51 | 85 | 66 | 71 | 0 | 273 |

| Scoring | TD | Ru | Pa | Rt | PAT | FG | S | Pts. |
|---------------------|-----------|-----------|-----------|----------|--------------|--------------|----------|------------|
| Marshall Faulk | 21 | 12 | 9 | 0 | 0-0 | 0-0 | 0 | 128 |
| Jeff Wilkins | 0 | 0 | 0 | 0 | 58-58 | 23-29 | 0 | 127 |
| Torry Holt | 7 | 0 | 7 | 0 | 0-0 | 0-0 | 0 | 42 |
| Isaac Bruce | 6 | 0 | 6 | 0 | 0-0 | 0-0 | 0 | 36 |
| Trung Canidate | 6 | 6 | 0 | 0 | 0-0 | 0-0 | 0 | 36 |
| Ricky Proehl | 5 | 0 | 5 | 0 | 0-0 | 0-0 | 0 | 32 |
| Ernie Conwell | 5 | 1 | 4 | 0 | 0-0 | 0-0 | 0 | 30 |
| Az-Zahir Hakim | 3 | 0 | 3 | 0 | 0-0 | 0-0 | 0 | 18 |
| Dre' Bly | 2 | 0 | 0 | 2 | 0-0 | 0-0 | 0 | 12 |
| Aeneas Williams | 2 | 0 | 0 | 2 | 0-0 | 0-0 | 0 | 12 |
| James Hodgins | 1 | 0 | 1 | 0 | 0-0 | 0-0 | 0 | 6 |
| Robert Holcombe | 1 | 1 | 0 | 0 | 0-0 | 0-0 | 0 | 6 |
| Brandon Manumaleuna | 1 | 0 | 1 | 0 | 0-0 | 0-0 | 0 | 6 |
| Dexter McCleon | 1 | 0 | 0 | 1 | 0-0 | 0-0 | 0 | 6 |
| Jeff Robinson | 1 | 0 | 1 | 0 | 0-0 | 0-0 | 0 | 6 |
| Rams | 62 | 20 | 37 | 5 | 58-58 | 23-29 | 0 | 503 |
| Opponents | 31 | 11 | 16 | 4 | 27-27 | 20-26 | 0 | 273 |

Two Point Conversions: Rams 2/4, Opponents 0/4

Sacks: Leonard Little 14.5, Grant Wistrom 9.0, Brian Young 6.5, London Fletcher 4.5, Tyoka Jackson 3.0, Chidi Ahanotu 2.0, Adam Archuleta 2.0, Sean Moran 2.0, Rich Coody 1.0, Ryan Pickett 0.5. Rams 45.0; Opponents 40.0

Usual Starters

| | | | |
|----|---------------------|-----|----------------------|
| WR | Torry Holt (14) | LE | Chidi Ahanotu (16) |
| LT | Orlando Pace (16) | LDT | Brian Young (16) |
| LG | Tom Nütten (14) | RDT | Jeff Zgonina (13) |
| C | Andy McCollum (16) | RE | Grant Wistrom (15) |
| RG | Adam Timmerman (16) | LLB | Don Davis (8) |
| RT | Ryan Tucker (15) | | Tommy Polley (7) |
| TE | Ernie Conwell (13) | MLB | London Fletcher (16) |
| WR | Isaac Bruce (16) | RLB | Mark Fields (12) |
| QB | Kurt Warner (16) | CB | Aeneas Williams (16) |
| FB | James Hodgins (10) | CB | Dexter McCleon (13) |
| RB | Marshall Faulk (14) | SS | Adam Archuleta (12) |
| | | FS | Kim Herring (13) |

| Passing | Att. | Comp. | Yards | Pct. | Yards/Att. |
|------------------|------------|------------|--------------|-------------|-------------|
| Kurt Warner | 546 | 375 | 4,830 | 68.7 | 8.85 |
| Jame Martin | 3 | 3 | 44 | 100.0 | 7.33 |
| Marshall Faulk | 1 | 0 | 0 | 0.0 | 0.00 |
| Az-Zahir Hakim | 1 | 1 | 51 | 100.0 | 51.0 |
| Rams | 551 | 379 | 4,903 | 68.8 | 8.90 |
| Opponents | 541 | 314 | 3,348 | 58.0 | 6.19 |

| Rushing | No. | Yards | Avg. | Long | TD |
|------------------|------------|--------------|------------|------------|-----------|
| Marshall Faulk | 260 | 1,382 | 5.3 | 71t | 12 |
| Trung Canidate | 78 | 441 | 5.7 | 45 | 6 |
| Kurt Warner | 28 | 60 | 2.1 | 23 | 0 |
| Az-Zahir Hakim | 11 | 50 | 4.5 | 12 | 0 |
| Robert Holcombe | 13 | 42 | 3.2 | 11 | 1 |
| Ernie Conwell | 7 | 28 | 4.0 | 13 | 1 |
| Isaac Bruce | 4 | 23 | 5.8 | 10 | 0 |
| James Hodgins | 2 | 5 | 2.5 | 5 | 0 |
| Ricky Proehl | 1 | 5 | 5.0 | 5 | 0 |
| John Baker | 1 | 0 | 0.0 | 0 | 0 |
| Torry Holt | 2 | 0 | 0.0 | 2 | 0 |
| Justin Watson | 1 | 0 | 0.0 | 0 | 0 |
| Jamie Martin | 8 | -9 | -1.1 | -1 | 0 |
| Rams | 416 | 2,027 | 4.9 | 71t | 20 |
| Opponents | 366 | 1,374 | 3.8 | 30 | 11 |

| Receiving | No. | Yards | Avg. | Long | TD |
|---------------------|------------|--------------|-------------|------------|-----------|
| Marshall Faulk | 83 | 765 | 9.2 | 65t | 9 |
| Torry Holt | 81 | 1,363 | 16.8 | 51 | 7 |
| Isaac Bruce | 64 | 1,106 | 17.3 | 51t | 6 |
| Ricky Proehl | 40 | 563 | 14.1 | 37 | 5 |
| Az-Zahir Hakim | 39 | 374 | 9.6 | 33 | 3 |
| Ernie Conwell | 38 | 431 | 11.3 | 47 | 4 |
| Trung Canidate | 17 | 154 | 9.1 | 29 | 0 |
| Jeff Robinson | 11 | 108 | 9.8 | 26 | 1 |
| James Hodgins | 4 | 24 | 6.0 | 11t | 1 |
| Robert Holcombe | 1 | 14 | 14.0 | 14 | 0 |
| Brandon Manumaleuna | 1 | 1 | 1.0 | 1t | 1 |
| Rams | 379 | 4,903 | 12.9 | 65t | 37 |
| Opponents | 314 | 3,348 | 10.7 | 49t | 16 |

| Interceptions | No. | Yards | Avg. | Long | TD |
|------------------|-----------|------------|-------------|------------|----------|
| Dre' Bly | 6 | 150 | 25.0 | 93t | 2 |
| Aeneas Williams | 4 | 69 | 17.3 | 42t | 2 |
| Dexter McCleon | 4 | 66 | 16.5 | 43 | 0 |
| London Fletcher | 2 | 18 | 9.0 | 18 | 0 |
| Grant Wistrom | 2 | -4 | -2.0 | 0 | 0 |
| Mark Fields | 1 | 30 | 30.0 | 30 | 0 |
| Brian Young | 1 | 25 | 25.0 | 25 | 0 |
| Kim Herring | 1 | 15 | 15.0 | 15 | 0 |
| Rams | 21 | 369 | 17.6 | 93t | 4 |
| Opponents | 22 | 307 | 14.0 | 52t | 1 |

| Punting | No. | Yards | Avg. | TB | In20 | Long | Bk. |
|------------------|-----------|--------------|-------------|----------|-----------|-----------|----------|
| John Baker | 43 | 1,809 | 42.1 | 7 | 9 | 58 | 0 |
| Rams | 43 | 1,809 | 42.1 | 7 | 9 | 58 | 0 |
| Opponents | 79 | 3,317 | 42.0 | 8 | 17 | 64 | 0 |

| Punt Returns | No. | FC | Yards | Avg. | Long | TD |
|--------------------|-----------|-----------|------------|------------|-----------|----------|
| Az-Zahir Hakim | 36 | 12 | 330 | 9.2 | 32 | 0 |
| Dre' Bly | 7 | 6 | 71 | 10.1 | 32 | 0 |
| Jerametrius Butler | 0 | 0 | -1 | --- | -1 | 0 |
| Rams | 43 | 18 | 400 | 9.3 | 32 | 0 |
| Opponents | 17 | 6 | 167 | 9.8 | 19 | 0 |

| Kickoff Returns | No. | Yards | Avg. | Long | TD |
|------------------|-----------|--------------|-------------|------------|----------|
| Trung Canidate | 36 | 748 | 20.8 | 40 | 0 |
| Yo Murphy | 8 | 174 | 21.8 | 29 | 0 |
| Dre' Bly | 6 | 128 | 21.3 | 32 | 0 |
| Aveion Cason | 4 | 73 | 18.3 | 26 | 0 |
| Adam Archuleta | 1 | 0 | 0.0 | 0 | 0 |
| Rams | 55 | 1,123 | 20.4 | 40 | 0 |
| Opponents | 86 | 2,194 | 25.5 | 99t | 2 |

| Field Goals | 1-19 | 20-29 | 30-39 | 40-49 | 50+ |
|------------------|------------|--------------|------------|-------------|------------|
| Jeff Wilkins | 0-0 | 11-11 | 5-5 | 6-12 | 1-1 |
| Rams | 0-0 | 11-11 | 5-5 | 6-12 | 1-1 |
| Opponents | 0-0 | 6-7 | 6-6 | 6-8 | 2-5 |

Jeff Wilkins (20, 26) (44, 40, 25) () () (28, 33, 25) (47, 24) (40N, 54) (25, 35) (42N, 35) (44, 42, 24) (45N) (22, 39) (43, 27) (45N, 33, 45N) () (24, 42N)

Opponents (50) (52, 33) (26) () (51) () (33, 44, 44, 23, 27) (53N) (33) (25N, 36) (41, 50N, 24, 44N) () () (47N, 22, 29, 30, 46) (48) (49, 33)

| TD | TD% | Int. | Int% | Long | Sack/Lost | Rating |
|-----------|------------|-----------|------------|------------|---------------|--------------|
| 36 | 6.6 | 22 | 4.0 | 65t | 38/233 | 101.4 |
| 0 | 0.0 | 0 | 0.0 | 10 | 2/7 | 97.2 |
| 0 | 0.0 | 0 | 0.0 | 0 | 0/0 | 39.6 |
| 1 | 100.0 | 0 | 0.0 | 51t | 0/0 | 158.3 |
| 37 | 6.7 | 22 | 4.0 | 65t | 40/240 | 102.2 |
| 16 | 3.0 | 21 | 3.9 | 49t | 45/251 | 69.9 |



1999 (13-3) 1st, NFC West - Dick Vermeil



| Date | W/L | Score | Opponent | Attend. |
|-----------|-----|-------|---------------------------|----------|
| 9/12 | W | 27-10 | Baltimore | (62,100) |
| 9/26 | W | 35-7 | Atlanta | (63,253) |
| 10/3 | W | 38-10 | at Cincinnati | (45,481) |
| 10/10 | W | 42-20 | San Francisco | (65,872) |
| 10/17 | W | 41-13 | at Atlanta | (51,973) |
| 10/24 | W | 34-3 | Cleveland | (65,866) |
| 10/31 | L | 21-24 | at Tennessee | (66,415) |
| 11/7 | L | 27-31 | at Detroit | (73,224) |
| 11/14 | W | 35-10 | Carolina | (66,965) |
| 11/21 | W | 23-7 | at San Francisco | (68,193) |
| 11/28 | W | 43-12 | New Orleans | (65,864) |
| 12/5 | W | 34-21 | at Carolina | (62,285) |
| 12/12 | W | 30-14 | at New Orleans | (46,838) |
| 12/19 | W | 31-10 | New York Giants | (66,065) |
| 12/26 | W | 34-12 | Chicago | (65,941) |
| 1/2 | L | 31-38 | at Philadelphia | (60,700) |
| 1/16/2000 | W | 49-37 | Minnesota* | (66,194) |
| 1/23/2000 | W | 11-6 | Tampa Bay^ | (66,496) |
| 1/30/2000 | W | 23-16 | vs. Tennessee (SB XXXIV)^ | (72,625) |

Total Attendance
 * Denotes NFC Divisional game
 ^ Denotes NFC Championship
 ^^ Denotes Super Bowl XXXVI in Atlanta

| | Rams | OPP |
|---------------------|--------------|--------------|
| First Downs | 335 | 263 |
| Rushing | 102 | 53 |
| Passing | 207 | 189 |
| Penalty | 26 | 21 |
| 3rd Down Efficiency | 91-194-46.9% | 77-228-33.8% |
| 4th Down Efficiency | 5-8-62.5 | 12-25-48% |
| Time of Poss. Avg. | 31:50 | 28:10 |
| Total Net Yards | 6,412 | 4,698 |
| Avg./Game | 400.8 | 293.6 |
| Total Plays | 994 | 991 |
| Avg./Play | 6.5 | 4.7 |
| Net Yards Rushing | 2,059 | 1,189 |
| Avg./Game | 128.7 | 74.3 |
| Total Rushes | 431 | 338 |
| Net Yards Passing | 4,580 | 3,509 |
| Avg./Game | 272.1 | 219.3 |
| Sacked/Yds. Lost | 33-227 | 57-358 |
| Gross Yards | 4,353 | 3,867 |
| Att-Comp-Int | 530-343-15 | 596-319-29 |
| Comp. % | 64.7 | 53.5 |
| Punts/Avg. | 60-41.1 | 86-42.7 |
| Net Avg. | 34.8 | 36.5 |
| Penalties/Yards | 113-889 | 114-1007 |
| Fumbles/ Ball Lost | 30-16 | 21-7 |
| Touchdowns | 66 | 26 |
| Rushing | 13 | 4 |
| Passing | 42 | 19 |
| Returns | 11 | 3 |

| Score by Periods | 1 | 2 | 3 | 4 | T |
|------------------|-----|-----|-----|-----|-----|
| Rams | 123 | 170 | 106 | 127 | 526 |
| Opponents | 49 | 85 | 54 | 54 | 242 |

| Scoring | TD | Ru | Pa | Rt | PAT | FG | S | Pts. |
|-------------|----|----|----|----|-------|-------|---|------|
| Wilkins | 0 | 0 | 0 | 0 | 64-64 | 20-28 | 0 | 124 |
| Bruce | 12 | 0 | 12 | 0 | 0-0 | 0-0 | 0 | 74 |
| Faulk | 12 | 7 | 5 | 0 | 0-0 | 0-0 | 0 | 74 |
| Hakim | 9 | 0 | 8 | 1 | 0-0 | 0-0 | 0 | 54 |
| Holt | 6 | 0 | 6 | 0 | 0-0 | 0-0 | 0 | 36 |
| R. Williams | 6 | 0 | 6 | 0 | 0-0 | 0-0 | 0 | 36 |
| Holcombe | 5 | 4 | 1 | 0 | 0-0 | 0-0 | 0 | 30 |
| Jones | 3 | 0 | 0 | 3 | 0-0 | 0-0 | 0 | 18 |
| Horne | 2 | 0 | 0 | 2 | 0-0 | 0-0 | 0 | 12 |
| Robinson | 2 | 0 | 2 | 0 | 0-0 | 0-0 | 0 | 12 |
| Wistrom | 2 | 0 | 0 | 2 | 0-0 | 0-0 | 0 | 12 |
| Bly | 1 | 0 | 0 | 1 | 0-0 | 0-0 | 0 | 6 |
| Bush | 1 | 0 | 0 | 1 | 0-0 | 0-0 | 0 | 6 |
| Hodgins | 1 | 1 | 0 | 0 | 0-0 | 0-0 | 0 | 6 |
| Lee | 1 | 0 | 1 | 0 | 0-0 | 0-0 | 0 | 6 |
| Lyght | 1 | 0 | 0 | 1 | 0-0 | 0-0 | 0 | 6 |
| Tucker | 1 | 0 | 1 | 0 | 0-0 | 0-0 | 0 | 6 |
| Warner | 1 | 1 | 0 | 0 | 0-0 | 0-0 | 0 | 6 |
| Fletcher | 0 | 0 | 0 | 0 | 0-0 | 0-0 | 1 | 2 |
| Rams | 66 | 13 | 42 | 11 | 64-64 | 20-28 | 1 | 526 |
| Opponents | 26 | 4 | 19 | 3 | 22-23 | 20-26 | 0 | 242 |

Two Point Conversions: Rams 2/2, Opponents 2/3

Sacks: Kevin Carter 17.0, D'Marco Farr 8.5, Grant Wistrom 6.5, Jeff Zgonina 4.5, Jay Williams 4.0, London Fletcher 3.0-, Charlie Clemons 3.0, Todd Lyght 2.5, Ray Agnew 2.5, Dexter McCleon 1.5, Mike Jones, 1.0, Billy Jenkins 1.0, Keith Lyle 1.0, Nate Hobgood-Chittick, 0.5, Taje Allen, 0.5
RAMS: 57.0; Opp: 33.0.

Usual Starters

| | | | |
|----|------------------------|-----|----------------------|
| WR | Torry Holt (15) | LE | Kevin Carter (16) |
| LT | Orland Pace (16) | LDT | Ray Agnew (16) |
| LG | Tom Nütten (14) | RDT | D'Marco Farr (16) |
| C | Mike Gruttadauria (16) | RE | Grant Wistrom (16) |
| RG | Adam Timmerman (16) | LLB | Mike Jones (16) |
| RT | Fred Miller (16) | MLB | London Fletcher (16) |
| TE | Roland Williams (15) | RLB | Todd Collins (13) |
| WR | Isaac Bruce (16) | LC | Todd Lyght (16) |
| QB | Kurt Warner (16) | RC | Dexter McCleon (15) |
| FB | Robert Holcombe (7) | SS | Billy Jenkins (16) |
| RB | Marshall Faulk (16) | FS | Keith Lyle (9) |

| Passing | Att. | Comp. | Yards | Pct. | Yds./Att. |
|------------------|------------|------------|--------------|-------------|-------------|
| Kurt Warner | 499 | 325 | 4,353 | 65.1 | 8.72 |
| Joe Germaine | 16 | 9 | 136 | 56.3 | 8.50 |
| Paul Justin | 14 | 9 | 91 | 64.3 | 6.50 |
| Marshall Faulk | 1 | 0 | 0 | 0.0 | 0.0 |
| Rams | 530 | 343 | 4,580 | 64.7 | 8.64 |
| Opponents | 596 | 319 | 3,867 | 53.5 | 6.49 |

| Rushing | No. | Yards | Avg. | Long | TD |
|------------------|------------|--------------|------------|-----------|-----------|
| Marshall Faulk | 253 | 1,381 | 5.5 | 58 | 7 |
| Robert Holcombe | 78 | 294 | 3.8 | 34 | 4 |
| Justin Watson | 47 | 179 | 3.8 | 21 | 0 |
| Kurt Warner | 23 | 92 | 4.0 | 22 | 1 |
| Az-Zahir Hakim | 4 | 44 | 11.0 | 31 | 0 |
| Isaac Bruce | 5 | 32 | 6.4 | 11 | 0 |
| Torry Holt | 3 | 25 | 8.3 | 14 | 0 |
| James Hodgins | 7 | 10 | 1.4 | 3 | 1 |
| Amp Lee | 3 | 3 | 1.0 | 4 | 0 |
| Joe Germaine | 3 | 0 | 0.0 | 2 | 0 |
| Paul Justin | 5 | -1 | -0.2 | 3 | 0 |
| Rams | 431 | 2,059 | 4.8 | 58 | 13 |
| Opponents | 338 | 1,189 | 3.5 | 40 | 4 |

| Receiving | No. | Yards | Avg. | Long | TD |
|------------------|------------|--------------|-------------|------------|-----------|
| Marshall Faulk | 87 | 1,048 | 12.0 | 57t | 5 |
| Isaac Bruce | 77 | 1,165 | 15.1 | 60 | 12 |
| Torry Holt | 52 | 788 | 15.2 | 63t | 6 |
| Az-Zahir Hakim | 36 | 677 | 18.8 | 75t | 8 |
| Ricky Proehl | 33 | 349 | 10.6 | 30 | 0 |
| Roland Williams | 25 | 226 | 9.0 | 24 | 6 |
| Robert Holcombe | 14 | 163 | 11.6 | 30 | 1 |
| Jeff Robinson | 6 | 76 | 12.7 | 30 | 2 |
| James Hodgins | 6 | 35 | 5.8 | 10 | 0 |
| Amp Lee | 3 | 22 | 7.3 | 15t | 1 |
| Chad Lewis | 1 | 12 | 12.0 | 12 | 0 |
| Ernie Conwell | 1 | 11 | 11.0 | 11 | 0 |
| Chris Thomas | 1 | 6 | 6.0 | 6 | 0 |
| Ryan Tucker | 1 | 2 | 2.0 | 2t | 1 |
| Rams | 343 | 4,580 | 13.4 | 75t | 42 |
| Opponents | 319 | 3,867 | 12.1 | 68t | 19 |

| Interceptions | No. | Yards | Avg. | Long | TD |
|------------------|-----------|------------|-------------|------------|----------|
| Todd Lyght | 6 | 112 | 18.7 | 57t | 1 |
| Mike Jones | 4 | 96 | 24.0 | 44t | 2 |
| Dexter McCleon | 4 | 17 | 4.3 | 14 | 0 |
| Dre' Bly | 3 | 53 | 17.7 | 53t | 1 |
| Grant Wistrom | 2 | 131 | 65.5 | 91t | 2 |
| Taje Allen | 2 | 76 | 38.0 | 40 | 0 |
| Devin Bush | 2 | 45 | 22.5 | 45 | 1 |
| Keith Lyle | 2 | 10 | 5.0 | 10 | 0 |
| Billy Jenkins | 2 | 16 | 8.0 | 14 | 0 |
| Rich Coady | 1 | 11 | 11.0 | 11 | 0 |
| Charlie Clemons | 1 | 0 | 0.0 | 0 | 0 |
| Rams | 29 | 567 | 19.6 | 91t | 7 |
| Opponents | 15 | 266 | 17.7 | 60 | 2 |

| Punting | No. | Yards | Avg. | TB | In20 | Long | Blk. |
|------------------|-----------|--------------|-------------|-----------|-----------|-----------|----------|
| Rick Tuten | 32 | 1,359 | 42.5 | 7 | 9 | 70 | 0 |
| Mike Horan | 26 | 1,048 | 40.3 | 4 | 7 | 57 | 0 |
| Jeff Wilkins | 2 | 57 | 28.5 | 0 | 1 | 34 | 0 |
| Rams | 60 | 2,464 | 41.1 | 11 | 17 | 70 | 0 |
| Opponents | 86 | 3,674 | 42.7 | 2 | 26 | 65 | 0 |

| Punt Returns | No. | FC | Yards | Avg. | Long | TD |
|------------------|-----------|-----------|------------|------------|------------|----------|
| Az-Zahir Hakim | 44 | 22 | 461 | 10.5 | 84t | 1 |
| Tony Horne | 5 | 0 | 22 | 4.4 | 9 | 0 |
| Torry Holt | 3 | 2 | 15 | 5.0 | 11 | 0 |
| Ricky Proehl | 0 | 1 | 0 | 0 | 0 | 0 |
| Rams | 52 | 25 | 498 | 9.6 | 84t | 1 |
| Opponents | 23 | 7 | 155 | 6.7 | 20 | 0 |

| Kickoff Returns | No. | Yards | Avg. | Long | TD |
|------------------|-----------|--------------|-------------|-------------|----------|
| Tony Horne | 30 | 892 | 29.7 | 101t | 2 |
| Ron Carpenter | 16 | 406 | 25.4 | 43 | 0 |
| London Fletcher | 2 | 13 | 6.5 | 13 | 0 |
| Az-Zahir Hakim | 2 | 35 | 17.5 | 20 | 0 |
| James Hodgins | 2 | 4 | 2.0 | 4 | 0 |
| Dre' Bly | 1 | 1 | 1.0 | 1 | 0 |
| Andy McCollum | 1 | 3 | 3.0 | 3 | 0 |
| Rams | 54 | 1,354 | 25.1 | 101t | 2 |
| Opponents | 85 | 2,115 | 24.9 | 69 | 0 |

| Field Goals | 1-19 | 20-29 | 30-39 | 40-49 | 50+ |
|------------------|------------|------------|------------|-------------|------------|
| Jeff Wilkins | 1-1 | 5-5 | 6-7 | 7-11 | 1-4 |
| Rams | 1-1 | 5-5 | 6-7 | 7-11 | 1-4 |
| Opponents | 1-1 | 8-9 | 2-4 | 8-9 | 1-3 |

Jeff Wilkins (36, 51) () (19) (22, 49) (28, 36) (54N, 38N) (34) () (43N, 40, 20, 49) () (44, 51N, 29) (40, 30, 41N, 40N, 38) (50N, 74) (48N, 38, 28) (47)

Opponents (54N, 25, 54N) () (36, 33N) (42, 43) (19, 25) (47) (27) (29, 43, 44) (24) () (51, 42, 45, 35, 24N) () (29, 26) (23F, 42N) () (46, 39N)

| TD | TD% | Int. | Int% | Long | Sack/Lost | Rating |
|-----------|------------|-----------|------------|------------|---------------|--------------|
| 41 | 8.2 | 13 | 2.6 | 75t | 29/201 | 109.2 |
| 1 | 6.3 | 2 | 12.5 | 63t | 3/23 | 65.6 |
| 0 | 0.0 | 0 | 0.0 | 27 | 1/3 | 82.7 |
| 0 | 0.0 | 0 | 0.0 | 0 | 0/0 | 39.6 |
| 42 | 7.9 | 15 | 2.8 | 75t | 33/227 | 106.6 |
| 19 | 3.2 | 29 | 4.9 | 71t | 57/358 | 63.8 |



1998 (4-12) 5th, NFC West - Dick Vermeil



| Date | W/L | Score | Opponent | Attend. |
|------------------|-----|-------|------------------|-----------|
| 9/6 | L | 17-24 | New Orleans | (56,943) |
| 9/13 | L | 31-38 | Minnesota | (56,234) |
| 9/20 | W | 34-33 | at Buffalo | (65,199) |
| 9/27 | L | 17-20 | Arizona | (55,832) |
| 10/11 | W | 30-10 | New York Jets | (55,938) |
| 10/18 | L | 0-14 | at Miami | (65,418) |
| 10/25 | L | 10-28 | San Francisco | (58,563) |
| 11/1 | L | 15-37 | at Atlanta | (37,996) |
| 11/8 | W | 20-12 | at Chicago | (50,263) |
| 11/15 | L | 3-24 | at New Orleans | (46,430) |
| 11/22 | L | 20-24 | Carolina | (50,716) |
| 11/29 | L | 10-21 | Atlanta | (47,941) |
| 12/3 | L | 14-17 | at Philadelphia | (66,155) |
| 12/13 | W | 32-18 | New England | (48,946) |
| 12/20 | L | 13-20 | at Carolina | (50,047) |
| 12/27 | L | 19-38 | at San Francisco | (68,386) |
| Total Attendance | | | | (881,007) |

| | Rams | OPP |
|---------------------------|----------------|----------------|
| First Downs | 281 | 282 |
| Rushing | 81 | 92 |
| Passing | 164 | 161 |
| Penalty | 36 | 29 |
| 3rd Down Eff. | 77-222-34.7% | 83-221-37.6% |
| 4th Down Eff. | 9-16-56.3 | 3-9-33.3% |
| Time of Poss. Avg. | 28:59 | 31:01 |
| Total Net Yards | 4,472 | 4,880 |
| Avg./Game | 279.5 | 305.0 |
| Total Plays | 998 | 1004 |
| Avg./Play | 4.5 | 4.9 |
| Net Yards Rushing | 1,358 | 2,049 |
| Avg./Game | 86.6 | 128.1 |
| Total Rushes | 395 | 479 |
| Net Yards Passing | 3,087 | 2,831 |
| Avg./Game | 192.9 | 176.9 |
| Sacked/Yds. Lost | 47-294 | 50-349 |
| Gross Yards | 3381 | 3180 |
| Att-Comp-Int | 556-314-18 | 475-256-16 |
| Comp. % | 56.5 | 53.8 |
| Punts/Avg. | 95-44.2 | 92-42.6 |
| Net Avg. | 35.3 | 35.8 |
| Penalties/Yards | 111-945 | 112-915 |
| Fumbles/ Ball Lost | 32-15 | 16-7 |
| Touchdowns | 32 | 43 |
| Rushing | 17 | 11 |
| Passing | 12 | 28 |
| Returns | 3 | 4 |

| Score by Periods | 1 | 2 | 3 | 4 | T |
|------------------|-----|-----|----|----|-----|
| Rams | 37 | 91 | 72 | 85 | 285 |
| Opponents | 116 | 107 | 80 | 75 | 378 |

| Scoring | TD | Ru | Pa | Rt | PAT | FG | S | Pts. |
|------------------|-----------|-----------|-----------|----------|--------------|--------------|----------|------------|
| Wilkins | 0 | 0 | 0 | 0 | 25-26 | 20-26 | 0 | 85 |
| Lee | 4 | 2 | 2 | 0 | 0-0 | 0-0 | 0 | 26 |
| G. Hill | 4 | 4 | 0 | 0 | 0-0 | 0-0 | 0 | 24 |
| Banks | 3 | 3 | 0 | 0 | 0-0 | 0-0 | 0 | 20 |
| Proehl | 3 | 0 | 3 | 0 | 0-0 | 0-0 | 0 | 20 |
| Henley | 3 | 3 | 0 | 0 | 0-0 | 0-0 | 0 | 18 |
| Hakim | 2 | 1 | 1 | 0 | 0-0 | 0-0 | 0 | 12 |
| D. Harris | 2 | 0 | 2 | 0 | 0-0 | 0-0 | 0 | 12 |
| Holcombe | 2 | 2 | 0 | 0 | 0-0 | 0-0 | 0 | 12 |
| Kennison | 2 | 0 | 1 | 1 | 0-0 | 0-0 | 0 | 12 |
| Moore | 2 | 2 | 0 | 0 | 0-0 | 0-0 | 0 | 12 |
| Bruce | 1 | 0 | 1 | 0 | 0-0 | 0-0 | 0 | 6 |
| Horne | 1 | 0 | 0 | 1 | 0-0 | 0-0 | 0 | 6 |
| McNeil | 1 | 0 | 0 | 1 | 0-0 | 0-0 | 0 | 6 |
| Robinson | 1 | 0 | 1 | 0 | 0-0 | 0-0 | 0 | 6 |
| R. Williams | 1 | 0 | 1 | 0 | 0-0 | 0-0 | 0 | 6 |
| Bono | 0 | 0 | 0 | 0 | 0-0 | 0-0 | 0 | 2 |
| Rams | 32 | 17 | 12 | 3 | 25-26 | 20-26 | 0 | 285 |
| Opponents | 43 | 11 | 18 | 4 | 40-40 | 24-27 | 2 | 378 |

Two Point Conversions: Banks, Bono, Lee, Proehl. Rams 4-6, Opp. 2-3

Sacks: Kevin Carter 12.0, D'Marco Farr 7.0, Romas Phifer 6.5, Ray Agnew 5.0, Billy Jenkins 3.0, Mike A. Jones 3.0, Grant Wistrom 3.01, Mike D. Jones 2.5, Charlie Clemons 2.0, Todd Lyght 1.5, Eric Hill, 1.0, Keith Lyle 1.0, Jay Williams 1.0, Toby Wright 1.0, Leonard Little 0.5. **RAMS: 50.0; Opponents 47.0**

Usual Starters

| | | | |
|----|---------------------|-----|--------------------|
| WR | Eddie Kennison (13) | LE | Kevin Carter (16) |
| LT | Orland Pace (16) | LDT | Ray Agnew (12) |
| LG | Fred Miller (15) | RDT | D'Marco Farr (16) |
| C | John Flannery (16) | RE | Mike D. Jones (15) |
| RG | Zach Wiegert (13) | LLB | Mike A. Jones (16) |
| RT | Wayne Gandy (16) | MLB | Eric Hill (13) |
| TE | Roland Williams (9) | RLB | Roma Phifer (13) |
| WR | Ricky Proehl (11) | LC | Todd Lyght (16) |
| QB | Tony Banks (14) | RC | Ryan McNeil (12) |
| FB | Derrick Harris (14) | SS | Billy Jenkins (12) |
| RB | Robert Holcombe (6) | FS | Keith Lyle (16) |

| Passing | Att. | Comp. | Yards | Pct. | Yards/Att. |
|------------------|------------|------------|--------------|-------------|-------------|
| Tony Banks | 408 | 241 | 2,535 | 59.1 | 6.21 |
| Steve Bono | 136 | 69 | 807 | 50.7 | 5.93 |
| Kurt Warner | 11 | 4 | 39 | 36.4 | 5.93 |
| Rick Tuten | 1 | 0 | 0 | 0.0 | 0.0 |
| Rams | 556 | 314 | 3,381 | 56.5 | 6.08 |
| Opponents | 475 | 256 | 3,180 | 53.9 | 6.69 |

| Rushing | No. | Yards | Avg. | Long | TD |
|------------------|------------|--------------|------------|------------|-----------|
| June Henley | 88 | 313 | 3.6 | 22 | 3 |
| Greg Hill | 40 | 240 | 6.0 | 46 | 4 |
| Robert Holcombe | 98 | 230 | 2.3 | 12 | 2 |
| Amp Lee | 44 | 175 | 4.0 | 38 | 2 |
| Tony Banks | 40 | 156 | 3.9 | 19 | 3 |
| Jerald Moore | 55 | 137 | 2.5 | 18 | 2 |
| Derrick Harris | 13 | 38 | 2.7 | 15 | 0 |
| Az-Zahir Hakim | 2 | 30 | 15.0 | 34t | 1 |
| Isaac Bruce | 1 | 30 | 30.0 | 30 | 0 |
| Steve Bono | 10 | 13 | 1.3 | 7 | 0 |
| Ricky Proehl | 1 | 14 | 14.0 | 14 | 0 |
| Eddie Kennison | 2 | 9 | 4.5 | 9 | 0 |
| Rams | 395 | 1,385 | 3.5 | 46t | 17 |
| Opponents | 479 | 2,049 | 4.3 | 74t | 11 |

| Receiving | No. | Yards | Avg. | Long | TD |
|------------------|------------|--------------|-------------|------------|-----------|
| Amp Lee | 64 | 667 | 10.4 | 44 | 2 |
| Ricky Proehl | 60 | 771 | 12.9 | 47 | 3 |
| June Henley | 35 | 252 | 7.2 | 43 | 0 |
| Isaac Bruce | 32 | 457 | 14.3 | 80t | 1 |
| J.T. Thomas | 20 | 287 | 14.4 | 42 | 0 |
| Az-Zahir Hakim | 20 | 247 | 12.4 | 22 | 1 |
| Eddie Kennison | 17 | 234 | 13.8 | 45 | 1 |
| Roland Williams | 15 | 144 | 9.6 | 33 | 1 |
| Ernie Conwell | 15 | 105 | 7.0 | 13 | 0 |
| Derrick Harris | 12 | 57 | 4.8 | 8 | 2 |
| Jerald Moore | 9 | 60 | 6.7 | 14 | 0 |
| Tyji Armstrong | 6 | 54 | 9.0 | 20 | 0 |
| Robert Holcombe | 6 | 34 | 5.7 | 14 | 0 |
| Greg Hill | 1 | 6 | 6.0 | 6 | 0 |
| Jeff Robinson | 1 | 4 | 4.0 | 4t | 1 |
| John Flannery | 1 | 2 | 2.0 | 2 | 0 |
| Rams | 314 | 3,381 | 10.8 | 80t | 12 |
| Opponents | 256 | 3,180 | 12.4 | 68t | 28 |

| Interceptions | No. | Yards | Avg. | Long | TD |
|------------------|-----------|------------|-------------|------------|----------|
| Todd Lyght | 3 | 30 | 10.0 | 17 | 0 |
| Keith Lyle | 3 | 20 | 6.7 | 20 | 0 |
| Billy Jenkins | 2 | 31 | 15.5 | 25 | 0 |
| Dexter McCleon | 2 | 29 | 14.5 | 15 | 0 |
| Mike A. Jones | 2 | 13 | 6.5 | 13 | 0 |
| Roman Phifer | 1 | 41 | 41.0 | 41 | 0 |
| Ryan McNeil | 1 | 37 | 37.0 | 37t | 1 |
| Ray Agnew | 1 | 0 | 0.0 | 0 | 0 |
| Eric Hill | 1 | 0 | 0.0 | 0 | 0 |
| Rams | 16 | 201 | 12.6 | 41 | 1 |
| Opponents | 18 | 194 | 10.8 | 32t | 1 |

| Punting | No. | Yards | Avg. | TB | In20 | Long | Bik. |
|------------------|-----------|--------------|-------------|-----------|-----------|-----------|----------|
| Rick Tuten | 95 | 4,202 | 44.2 | 10 | 16 | 64 | 0 |
| Rams | 95 | 4,202 | 44.2 | 10 | 16 | 64 | 0 |
| Opponents | 92 | 3,825 | 41.6 | 6 | 24 | 66 | 0 |

| Punt Returns | No. | FC | Yards | Avg. | Long | TD |
|------------------|-----------|-----------|------------|-------------|------------|----------|
| Eddie Kennison | 40 | 25 | 415 | 10.4 | 71t | 1 |
| Tony Horne | 1 | 0 | 0 | 0.0 | 0 | 0 |
| Rams | 41 | 25 | 415 | 10.1 | 71t | 1 |
| Opponents | 58 | 15 | 652 | 11.2 | 72t | 1 |

| Kickoff Returns | No. | Yards | Avg. | Long | TD |
|------------------|-----------|--------------|-------------|-------------|----------|
| Tony Horne | 56 | 1,306 | 23.3 | 102t | 1 |
| London Fletcher | 5 | 72 | 14.4 | 20 | 0 |
| J.T. Thomas | 4 | 79 | 19.8 | 24 | 0 |
| June Henley | 1 | 13 | 13.0 | 13 | 0 |
| Mike D. Jones | 1 | 2 | 2.0 | 2 | 0 |
| Charlie Clemons | 1 | 0 | 0.0 | 0 | 0 |
| Rams | 68 | 1,472 | 21.6 | 102t | 1 |
| Opponents | 47 | 1,020 | 21.7 | 55 | 0 |

| Field Goals | 1-19 | 20-29 | 30-39 | 40-49 | 50+ |
|------------------|------------|------------|------------|------------|------------|
| Jeff Wilkins | 0-0 | 4-5 | 8-8 | 5-7 | 3-6 |
| Rams | 0-0 | 4-5 | 8-8 | 5-7 | 3-6 |
| Opponents | 1-1 | 8-9 | 8-8 | 4-6 | 3-3 |

Jeff Wilkins (34) (53) (27, 25) (45M, 57) (52, 30, 34, 29M) () (46) (24, 33) (33, 53M) (39, 41) (61M, 39, 48) (46, 20, 52M) (48) (43, 38) ()

Opponents (36) (24) (36) (48M, 22, 29) (54) () () (23, 22, 29B, 43) (31) (26) (35) (42, 32) (50, 46B) (37, 41, 55, 17) (32, 37) (20, 29, 44)

| TD | TD% | Int. | Int% | Long | Sack/Lost | Rating |
|-----------|------------|-----------|------------|------------|---------------|-------------|
| 7 | 1.7 | 14 | 3.4 | 80t | 41/237 | 68.6 |
| 5 | 3.7 | 4 | 2.9 | 47 | 6/57 | 69.1 |
| 0 | 0.0 | 0 | 0.0 | 21 | 0/0 | 47.2 |
| 0 | 0.0 | 0 | 0.0 | 0 | 0/0 | 39.6 |
| 12 | 2.2 | 18 | 3.2 | 80t | 47-294 | 68.2 |
| 28 | 5.9 | 16 | 3.4 | 68t | 50-349 | 80.5 |



1997 (5-11) 4th, NFC West - Dick Vermeil



| Date | W/L | Score | Opponent | Attend. |
|------------------|-----|-------|------------------|-----------|
| 8/31 | W | 38-24 | New Orleans | (64,575) |
| 9/7 | L | 12-15 | San Francisco | (64,630) |
| 9/14 | L | 14-35 | at Denver | (74,338) |
| 9/21 | W | 13-3 | New York Giants | (64,642) |
| 9/28 | L | 17-35 | at Oakland | (42,506) |
| 10/12 | L | 10-30 | at San Francisco | (63,825) |
| 10/19 | L | 9-17 | Seattle | (64,819) |
| 10/26 | L | 20-28 | Kansas City | (64,864) |
| 11/2 | L | 31-34 | at Atlanta | (36,853) |
| 11/9 | L | 7-17 | at Green Bay | (60,093) |
| 11/16 | L | 21-27 | Atlanta | (64,299) |
| 11/23 | L | 10-16 | Carolina | (64,609) |
| 11/30 | W | 23-20 | at Washington | (74,772) |
| 12/7 | W | 34-27 | at New Orleans | (54,803) |
| 12/14 | L | 10-13 | Chicago | (66,030) |
| 12/20 | W | 30-18 | at Carolina | (58,101) |
| Total Attendance | | | | (983,759) |

| | Rams | OPP |
|---------------------------|------------------|------------------|
| First Downs | 271 | 296 |
| Rushing | 85 | 84 |
| Passing | 161 | 177 |
| Penalty | 25 | 35 |
| 3rd Down Efficiency | 73-223-32.7% | 76-215-35.3% |
| 4th Down Efficiency | 4-11-36.4 | 5-11-45.5% |
| Time of Poss. Avg. | 29:47 | 30:13 |
| Total Net Yards | 4,761 | 5,066 |
| Avg./Game | 297.6 | 316.6 |
| Total Plays | 1013 | 1021 |
| Avg./Play | 4.7 | 5.0 |
| Net Yards Rushing | 1,563 | 1,687 |
| Avg./Game | 97.7 | 105.4 |
| Total Rushes | 443 | 440 |
| Net Yards Passing | 3,198 | 3,379 |
| Avg./Game | 199.9 | 211.2 |
| Sacked/Yds. Lost | 44-326 | 38-296 |
| Gross Yards | 3,675 | 3,379 |
| Att-Comp-Int | 526-271-15 | 543-288-25 |
| Comp. % | 51.5 | 53.0 |
| Punts/Avg. | 95-41.9 | 82-44.5 |
| Net Avg. | 33.8 | 39.0 |
| Penalties/Yards | 142-1,065 | 133-1,064 |
| Fumbles/ Ball Lost | 29-15 | 27-14 |
| Touchdowns | 32 | 39 |
| Rushing | 15 | 10 |
| Passing | 14 | 26 |
| Returns | 3 | 3 |

| Score by Periods | 1 | 2 | 3 | 4 | T |
|------------------|----|-----|----|-----|-----|
| Rams | 37 | 121 | 68 | 73 | 299 |
| Opponents | 57 | 104 | 96 | 102 | 359 |

| Scoring | TD | Ru | Pa | Rt | PAT | FG | S | Pts. |
|-------------------|-----------|-----------|-----------|----------|--------------|--------------|----------|------------|
| Jeff Wilkins | 0 | 0 | 0 | 0 | 32-32 | 25-37 | 0 | 107 |
| Lawrence Phillips | 8 | 8 | 0 | 0 | 0-0 | 0-0 | 0 | 48 |
| Isaac Bruce | 5 | 0 | 5 | 0 | 0-0 | 0-0 | 0 | 30 |
| Ernie Conwell | 4 | 0 | 4 | 0 | 0-0 | 0-0 | 0 | 24 |
| Amp Lee | 3 | 0 | 3 | 0 | 0-0 | 0-0 | 0 | 18 |
| Jerald Moore | 3 | 3 | 0 | 0 | 0-0 | 0-0 | 0 | 18 |
| Tony Banks | 1 | 1 | 0 | 0 | 0-0 | 0-0 | 0 | 6 |
| Craig Heyward | 1 | 1 | 0 | 0 | 0-0 | 0-0 | 0 | 6 |
| Aaron Laing | 1 | 0 | 1 | 0 | 0-0 | 0-0 | 0 | 6 |
| Ryan McNeil | 1 | 0 | 0 | 1 | 0-0 | 0-0 | 0 | 6 |
| Ronald Moore | 1 | 1 | 0 | 0 | 0-0 | 0-0 | 0 | 6 |
| Leslie O'Neal | 1 | 0 | 0 | 1 | 0-0 | 0-0 | 0 | 6 |
| Torrance Small | 1 | 0 | 1 | 0 | 0-0 | 0-0 | 0 | 6 |
| David Thompson | 1 | 1 | 0 | 0 | 0-0 | 0-0 | 0 | 6 |
| Zach Wiegert | 1 | 0 | 0 | 1 | 0-0 | 0-0 | 0 | 6 |
| Rams | 32 | 15 | 14 | 3 | 32-32 | 25-37 | 0 | 299 |
| Opponents | 39 | 10 | 26 | 3 | 31-31 | 26-31 | 1 | 359 |

Two Point Conversions: Rams 0/0, Opponents 7/8

Sacks: Leslie O'Neal 10.0, Kevin Carter 7.5, Bill Johnson 4.0, D'Marco Farr 3.0, Mike Jones 2.0, Keith Lyle 2.0, Roman Phifer 2.0, Jeff Zgonina 2.0, Robert Jones 1.0, Bryan Robinson 1.0, Todd Lyght 1.0, Jay Williams 1.0, Jeff Robinson 0.5.
RAMS: 38.0; Opponents 44.0.

Usual Starters

| | | | |
|----|-----------------------|-----|--------------------|
| WR | Eddie Kennison (9) | LE | Kevin Carter (16) |
| LT | Orlando Pace (9) | LDT | Bill Johnson (16) |
| LG | John Gerak (9) | RDT | D'Marco Farr (16) |
| C | Mike Gruttaduria (14) | RE | Leslie O'Neal (14) |
| RG | Zach Wiegert (15) | LLB | Mike Jones (16) |
| RT | Wayne Gandy (9) | MLB | Robert Jones (15) |
| TE | Ernie Conwell (16) | RLB | Roman Phifer (15) |
| WR | Isaac Bruce (12) | LC | Todd Lyght (16) |
| QB | Tony Banks (16) | RC | Ryan McNeil (16) |
| FB | Craig Heyward (12) | SS | Toby Wright (11) |
| RB | Lawrence Phillips (9) | FS | Keith Lyle (16) |

| Passing | Att. | Comp. | Yards | Pct. | Yards/Att. |
|------------------|------------|------------|--------------|-------------|-------------|
| Tony Banks | 487 | 252 | 3,254 | 51.7 | 6.68 |
| Mark Rypien | 39 | 19 | 270 | 48.7 | 6.92 |
| Rams | 526 | 271 | 3,524 | 51.5 | 6.70 |
| Opponents | 543 | 288 | 3,675 | 53.0 | 6.77 |

| Rushing | No. | Yards | Avg. | Long | TD |
|-------------------|------------|--------------|------------|-----------|-----------|
| Lawrence Phillips | 183 | 633 | 3.5 | 28 | 8 |
| Jerald Moore | 104 | 380 | 3.7 | 26 | 3 |
| Tony Banks | 47 | 186 | 4.0 | 23 | 1 |
| Amp Lee | 28 | 104 | 3.7 | 14 | 0 |
| Ronald Moore | 24 | 103 | 4.3 | 27t | 1 |
| Craig Heyward | 34 | 84 | 2.5 | 8 | 1 |
| Keith Crawford | 2 | 32 | 16.0 | 23 | 0 |
| David Thompson | 16 | 30 | 1.9 | 9 | 1 |
| Eddie Kennison | 3 | 13 | 4.3 | 6 | 0 |
| Mark Rypien | 1 | 1 | 1.0 | 1 | 0 |
| Mike Horan | 1 | -3 | -3.0 | -3 | 0 |
| Rams | 443 | 1,563 | 3.5 | 28 | 15 |
| Opponents | 440 | 1,687 | 3.8 | 65 | 10 |

| Receiving | No. | Yards | Avg. | Long | TD |
|-------------------|------------|--------------|-------------|------------|-----------|
| Amp Lee | 61 | 825 | 13.5 | 62 | 3 |
| Isaac Bruce | 56 | 815 | 14.6 | 59 | 5 |
| Ernie Conwell | 38 | 404 | 10.6 | 46t | 4 |
| Torrance Small | 32 | 488 | 15.3 | 46 | 1 |
| Eddie Kennison | 25 | 404 | 16.2 | 76 | 0 |
| Keith Crawford | 11 | 232 | 21.1 | 69 | 0 |
| Lawrence Phillips | 10 | 33 | 3.3 | 17 | 0 |
| Craig Heyward | 8 | 77 | 9.6 | 25 | 0 |
| Jerald Moore | 8 | 69 | 8.6 | 19 | 0 |
| Aaron Laing | 5 | 31 | 6.2 | 11 | 1 |
| Malcolm Floyd | 4 | 39 | 9.8 | 14 | 0 |
| Ronald Moore | 4 | 34 | 8.5 | 13 | 0 |
| Jermaine Ross | 3 | 37 | 12.3 | 14 | 0 |
| J.T. Thomas | 2 | 25 | 12.5 | 16 | 0 |
| Mitch Jacoby | 2 | 10 | 5.0 | 10 | 0 |
| Zach Wiegert | 1 | 1 | 1.0 | 1 | 0 |
| Mike Gruttaduria | 1 | 0 | 0.0 | 0 | 0 |
| Rams | 271 | 3,524 | 13.0 | 76 | 14 |
| Opponents | 288 | 3,675 | 12.8 | 72t | 26 |

| Interceptions | No. | Yards | Avg. | Long | TD |
|------------------|-----------|------------|-------------|------------|----------|
| Ryan McNeil | 9 | 127 | 14.1 | 75t | 1 |
| Keith Lyle | 8 | 102 | 12.8 | 39 | 0 |
| Todd Lyght | 4 | 25 | 6.3 | 13 | 0 |
| D'Marco Farr | 1 | 22 | 22.0 | 22 | 0 |
| Leslie O'Neal | 1 | 5 | 5.0 | 5 | 0 |
| Mike A. Jones | 1 | 0 | 0.0 | 0 | 0 |
| Dexter McCleon | 1 | 0 | 0.0 | 0 | 0 |
| Rams | 25 | 281 | 11.2 | 75t | 1 |
| Opponents | 15 | 85 | 5.7 | 29 | 0 |

| Punting | No. | Yards | Avg. | TB | In20 | Long | Blk. |
|------------------|-----------|--------------|-------------|----------|-----------|-----------|----------|
| Mike Horan | 53 | 2,272 | 42.9 | 4 | 10 | 60 | 0 |
| Will Brice | 41 | 1,713 | 41.8 | 4 | 6 | 61 | 1 |
| Rams | 95 | 3,985 | 41.9 | 8 | 16 | 61 | 1 |
| Opponents | 82 | 3,648 | 44.5 | 9 | 23 | 61 | 0 |

| Punt Returns | No. | FC | Yards | Avg. | Long | TD |
|------------------|-----------|-----------|------------|-------------|------------|----------|
| Eddie Kennison | 34 | 20 | 247 | 7.3 | 43 | 0 |
| Malcolm Floyd | 4 | 2 | 15 | 3.8 | 8 | 0 |
| Jermaine Ross | 2 | 0 | 12 | 6.0 | 6 | 0 |
| Amp Lee | 0 | 1 | 0 | --- | --- | 0 |
| Rams | 40 | 23 | 274 | 6.9 | 43 | 0 |
| Opponents | 60 | 14 | 618 | 10.3 | 94t | 1 |

| Kickoff Returns | No. | Yards | Avg. | Long | TD |
|------------------|-----------|--------------|-------------|-------------|----------|
| David Thompson | 49 | 1,110 | 22.7 | 56 | 0 |
| Jermaine Ross | 6 | 130 | 21.7 | 42 | 0 |
| J.T. Thomas | 5 | 97 | 19.4 | 24 | 0 |
| Amp Lee | 4 | 71 | 17.8 | 19 | 0 |
| Ronald Moore | 1 | 17 | 17.0 | 17 | 0 |
| Eddie Kennison | 1 | 14 | 14.0 | 7 | 0 |
| Jay Williams | 1 | 10 | 10.0 | 10 | 0 |
| Jeff Zgonina | 1 | 5 | 5.0 | 5 | 0 |
| Rams | 68 | 1,454 | 21.4 | 56 | 0 |
| Opponents | 54 | 1,262 | 23.4 | 102t | 1 |

| Field Goals | 1-19 | 20-29 | 30-39 | 40-49 | 50+ |
|------------------|------------|-------------|-------------|-------------|------------|
| Jeff Wilkins | 0-0 | 8-9 | 8-12 | 7-14 | 2-2 |
| Rams | 0-0 | 8-9 | 8-12 | 7-14 | 2-2 |
| Opponents | 1-1 | 9-10 | 4-4 | 8-10 | 4-6 |

Jeff Wilkins (36M, 36) (40, 49, 52, 34) (37M) (23, 21) (38) (34) (51, 29, 46) (45M, 25, 49) (38) (37B, 36M) (28M, 48M) (40M, 26) (30, 43M, 23, 25) (45M, 37, 34, 48M) (40M, 28) (49, 42, 47)

Opponents (31, 53, 46) (50M) (43B) (54M, 42M, 47) () (20, 46, 28) (24) (25, 52, 41, 39) (37, 27) (44) (27, 44) (36, 53, 27) (43, 19) (49, 53) (22B, 27, 20) ()

| TD | TD% | Int. | Int% | Long | Sack/Lost | Rating |
|-----------|------------|-----------|------------|------------|---------------|-------------|
| 14 | 2.9 | 13 | 2.7 | 76 | 43/317 | 71.5 |
| 0 | 0.0 | 2 | 5.1 | 62 | 1/9 | 50.2 |
| 14 | 2.7 | 15 | 2.9 | 76 | 44/326 | 69.9 |
| 26 | 4.8 | 25 | 4.6 | 72t | 38/296 | 71.3 |



1994 (4-12) 4th, NFC West - Chuck Knox



| Date | W/L | Score | Opponent | Attend. |
|------------------|-----|-------|---------------------|-----------|
| 9/4 | W | 14-12 | Arizona | (32,969) |
| 9/11 | L | 13-31 | at Atlanta | (55,378) |
| 9/18 | L | 19-34 | San Francisco | (56,479) |
| 9/25 | W | 16-0 | at Kansas City | (78,184) |
| 10/2 | L | 5-8 | Atlanta | (34,599) |
| 10/9 | L | 17-24 | at Green Bay | (58,911) |
| 10/16 | W | 17-10 | New York Giants | (40,474) |
| 10/23 | L | 34-37 | at New Orleans | (47,908) |
| 11/6 | W | 27-21 | Denver | (48,103) |
| 11/13 | L | 17-20 | Los Angeles Raiders | (65,208) |
| 11/20 | L | 27-31 | at San Francisco | (62,774) |
| 11/27 | L | 17-31 | at San Diego | (59,579) |
| 12/4 | L | 15-31 | New Orleans | (34,960) |
| 12/11 | L | 14-24 | at Tampa Bay | (34,150) |
| 12/18 | L | 13-27 | at Chicago | (56,276) |
| 12/24 | L | 21-24 | Washington | (25,705) |
| Total Attendance | | | | (791,657) |

| | Rams | OPP |
|---------------------------|----------------|-----------------|
| First Downs | 274 | 333 |
| Rushing | 80 | 103 |
| Passing | 163 | 198 |
| Penalty | 31 | 32 |
| 3rd Down Efficiency | 80-204-39.2% | 101-221-45.7% |
| 4th Down Efficiency | 6-14-42.9% | 5-11-45.5% |
| Time of Poss. Avg. | 27:59 | 32:01 |
| Total Net Yards | 4,747 | 5,170 |
| Avg./Game | 296.7 | 323.1 |
| Total Plays | 944 | 1,063 |
| Avg./Play | 5.0 | 4.9 |
| Net Yards Rushing | 1,389 | 1,781 |
| Avg./Game | 86.8 | 111.3 |
| Total Rushes | 397 | 496 |
| Net Yards Passing | 3,358 | 3,389 |
| Avg./Game | 209.9 | 211.8 |
| Sacked/Yds. Lost | 35-239 | 26-159 |
| Gross Yards | 3597 | 3,548 |
| Att-Comp-Int | 512-320-18 | 541-320-14 |
| Comp. % | 56.8 | 59.1 |
| Punts/Avg. | 78-44.8 | 74-42.0 |
| Net Avg. | 34.3 | 32.5 |
| Penalties/Yards | 112-922 | 114-1015 |
| Fumbles/ Ball Lost | 26-13 | 15-6 |
| Touchdowns | 33 | 42 |
| Rushing | 6 | 12 |
| Passing | 23 | 23 |
| Returns | 4 | 7 |

| Score by Periods | 1 | 2 | 3 | 4 | T |
|------------------|----|-----|----|----|-----|
| Rams | 79 | 100 | 36 | 71 | 286 |
| Opponents | 79 | 124 | 74 | 88 | 365 |

| Scoring | TD | Ru | Pa | Rt | PAT | FG | S | Pts. |
|------------------|-----------|-----------|-----------|----------|--------------|--------------|----------|------------|
| Tony Zendejas | 0 | 0 | 0 | 0 | 28-28 | 18-23 | 0 | 82 |
| Troy Drayton | 6 | 0 | 6 | 0 | 0-0 | 0-0 | 0 | 36 |
| Flipper Anderson | 5 | 0 | 5 | 0 | 0-0 | 0-0 | 0 | 30 |
| Jerome Bettis | 4 | 3 | 1 | 0 | 0-0 | 0-0 | 0 | 28 |
| Todd Kinchen | 4 | 1 | 3 | 0 | 0-0 | 0-0 | 0 | 24 |
| Isaac Bruce | 3 | 0 | 3 | 0 | 0-0 | 0-0 | 0 | 18 |
| Jessie Hester | 3 | 0 | 3 | 0 | 0-0 | 0-0 | 0 | 18 |
| Johnny Bailey | 1 | 1 | 0 | 0 | 0-0 | 0-0 | 0 | 6 |
| Robert Bailey | 1 | 0 | 0 | 1 | 0-0 | 0-0 | 0 | 6 |
| Chris Chandler | 1 | 1 | 0 | 0 | 0-0 | 0-0 | 0 | 6 |
| Howard Griffith | 1 | 0 | 1 | 0 | 0-0 | 0-0 | 0 | 6 |
| Todd Lyght | 1 | 0 | 0 | 1 | 0-0 | 0-0 | 0 | 6 |
| Anthony Newman | 1 | 0 | 0 | 1 | 0-0 | 0-0 | 0 | 6 |
| Jermaine Ross | 1 | 0 | 1 | 0 | 0-0 | 0-0 | 0 | 6 |
| Toby Wright | 1 | 0 | 0 | 1 | 0-0 | 0-0 | 0 | 6 |
| Sean Gilbert | 0 | 0 | 0 | 0 | 0-0 | 0-0 | 1 | 2 |
| Rams | 33 | 6 | 23 | 4 | 28-28 | 18-23 | 1 | 286 |
| Opponents | 42 | 12 | 23 | 7 | 38-38 | 23-29 | 0 | 365 |

Two Point Conversions: Rams 2/5, Opponents 3/4

Sacks: Young 6.5, J. Jones 5.0, Gilbert 3.0, Robinson 2.5, Stokes 2.0, Kelly 2.0, Phifer 1.5, Conlan 1.0, Farr 1.0, Ottis 1.0, Roker 0.5.
Rams: 26.0; Opponents 35.0

Usual Starters

| | | | |
|----|-----------------------|-----|---------------------|
| WR | Flipper Anderson (16) | LE | Robert Young (16) |
| LT | Clarence Jones (16) | LDT | Jimmie Jones (14) |
| LG | Tom Newberry (8) | RDT | Sean Gilbert (14) |
| C | Bern Brostek (10) | RE | Fred Stokes (15) |
| RG | Leo Goeas (13) | LB | Joe Kelly (15) |
| RT | Wayne Gandy (9) | LB | Shane Conlan (15) |
| TE | Troy Drayton (16) | LB | Roman Phifer (15) |
| WR | Jessie Hester (15) | CB | Todd Lyght (16) |
| QB | Chris Miller (10) | CB | Darryl Henley (13) |
| FB | Howard Griffith (10) | SS | Marquez Pope (14) |
| RB | Jerome Bettis (16) | FS | Anthony Newman (14) |

| Passing | Att. | Comp. | Yards | Pct. | Yards/Att. |
|------------------|------------|------------|--------------|-------------|-------------|
| Chris Miller | 317 | 173 | 2,104 | 54.6 | 6.64 |
| Chris Chandler | 176 | 108 | 1,352 | 61.4 | 7.68 |
| Tommy Maddox | 19 | 10 | 141 | 52.6 | 7.42 |
| Rams | 512 | 291 | 3,597 | 56.8 | 7.03 |
| Opponents | 541 | 320 | 3,548 | 59.1 | 6.56 |

| Rushing | No. | Yards | Avg. | Long | TD |
|------------------|------------|--------------|------------|------------|-----------|
| Jerome Bettis | 319 | 1,025 | 3.2 | 19 | 3 |
| Chris Miller | 20 | 100 | 5.0 | 16 | 0 |
| Chris Chandler | 18 | 61 | 3.4 | 22 | 1 |
| Todd Kinchen | 1 | 44 | 44.0 | 44t | 1 |
| Johnny Bailey | 11 | 35 | 3.2 | 9 | 1 |
| David Lang | 6 | 34 | 5.7 | 17 | 0 |
| Howard Griffith | 9 | 30 | 3.3 | 7 | 0 |
| Jessie Hester | 2 | 28 | 14.0 | 24 | 0 |
| Tim Lester | 7 | 14 | 2.0 | 8 | 0 |
| Flipper Anderson | 1 | 11 | 11.0 | 11 | 0 |
| Troy Drayton | 1 | 4 | 4.0 | 4 | 0 |
| Isaac Bruce | 1 | 2 | 2.0 | 2 | 0 |
| Tommy Maddox | 1 | 1 | 1.0 | 1 | 0 |
| Rams | 397 | 1,389 | 3.5 | 44t | 6 |
| Opponents | 496 | 1,781 | 3.6 | 27t | 12 |

| Receiving | No. | Yards | Avg. | Long | TD |
|------------------|------------|--------------|-------------|------------|-----------|
| Johnny Bailey | 58 | 516 | 8.9 | 28 | 7 |
| Flipper Anderson | 46 | 945 | 20.5 | 72t | 5 |
| Jessie Hester | 45 | 644 | 14.3 | 41 | 3 |
| Troy Drayton | 32 | 276 | 8.6 | 22t | 6 |
| Jerome Bettis | 31 | 293 | 9.5 | 34 | 1 |
| Todd Kinchen | 23 | 352 | 15.3 | 43 | 3 |
| Isaac Bruce | 21 | 272 | 13.0 | 34t | 3 |
| Howard Griffith | 16 | 113 | 7.1 | 13 | 1 |
| David Lang | 8 | 60 | 7.5 | 12 | 0 |
| Richard Buchanan | 5 | 60 | 12.0 | 18 | 0 |
| Chris Brantley | 4 | 29 | 7.3 | 10 | 0 |
| Jermaine Ross | 1 | 36 | 36.0 | 36t | 1 |
| Tim Lester | 1 | 1 | 1.0 | 1 | 0 |
| Rams | 291 | 3,597 | 12.4 | 72t | 23 |
| Opponents | 320 | 3,548 | 11.1 | 71t | 23 |

| Interceptions | No. | Yards | Avg. | Long | TD |
|------------------|-----------|------------|-------------|------------|----------|
| Marquez Pope | 3 | 66 | 22.0 | 51 | 0 |
| Darryl Henley | 3 | 46 | 15.3 | 23 | 0 |
| Anthony Newman | 2 | 46 | 23.0 | 24 | 1 |
| Roman Phifer | 2 | 7 | 3.5 | 7 | 0 |
| Keith Lyle | 2 | 1 | 0.5 | 1 | 0 |
| Joe Kelly | 1 | 31 | 31.0 | 31 | 0 |
| Todd Lyght | 1 | 14 | 14.0 | 14 | 0 |
| Rams | 14 | 211 | 15.1 | 51 | 1 |
| Opponents | 18 | 213 | 11.8 | 50t | 2 |

| Punting | No. | Yards | Avg. | TB | In20 | Long | Blk. |
|------------------|-----------|--------------|-------------|-----------|-----------|-----------|----------|
| Sean Landeta | 78 | 3,494 | 44.8 | 9 | 23 | 62 | 0 |
| Rams | 78 | 3,494 | 44.8 | 9 | 23 | 62 | 0 |
| Opponents | 74 | 3,106 | 42.0 | 12 | 20 | 59 | 0 |

| Punt Returns | No. | FC | Yards | Avg. | Long | TD |
|------------------|-----------|-----------|------------|-------------|-------------|----------|
| Johnny Bailey | 19 | 4 | 153 | 8.1 | 24 | 0 |
| Todd Kinchen | 16 | 5 | 158 | 9.9 | 40 | 0 |
| Chris Brantley | 3 | 1 | 18 | 6.0 | 7 | 0 |
| Robert Bailey | 1 | 0 | 103 | 103.0 | 103t | 1 |
| Todd Lyght | 1 | 0 | 29 | 29.0 | 29 | 0 |
| Rams | 40 | 10 | 461 | 11.5 | 103t | 1 |
| Opponents | 47 | 8 | 637 | 13.6 | 85t | 3 |

| Kickoff Returns | No. | Yards | Avg. | Long | TD |
|------------------|-----------|--------------|-------------|------------|----------|
| David Lang | 27 | 626 | 23.2 | 57 | 0 |
| Todd Kinchen | 21 | 510 | 24.3 | 46 | 0 |
| Johnny Bailey | 12 | 260 | 21.7 | 32 | 0 |
| Chris Brantley | 7 | 150 | 21.4 | 33 | 0 |
| Howard Griffith | 2 | 35 | 17.5 | 21 | 0 |
| D'Marco Farr | 1 | 16 | 16.0 | 16 | 0 |
| Tim Lester | 1 | 8 | 8.0 | 8 | 0 |
| Rams | 71 | 1,605 | 22.6 | 57 | 0 |
| Opponents | 63 | 1,446 | 23.0 | 98t | 2 |

| Field Goals | 1-19 | 20-29 | 30-39 | 40-49 | 50+ |
|------------------|------------|------------|------------|-------------|------------|
| Tony Zendejas | 2-2 | 9-9 | 6-7 | 1-5 | 0-0 |
| Rams | 2-2 | 9-9 | 6-7 | 1-5 | 0-0 |
| Opponents | 0-0 | 6-6 | 8-9 | 9-12 | 0-2 |

Tony Zendejas (43M), (), (25, 35), (29,23,28), (28), (37), (22), (47, 32), (35, 18), (41M, 22), (31, 27), (33), (), (48B), (18, 42B, 21), (33M)

Opponents (37, 34), (48), (33, 47), (), (51M), (25, 49M), (24), (21, 40, 37), (42, 57M, 29), (44, 47), (28, 41M), (31, 48, 37), (46), (36B, 20), (41, 30), (37, 42M)

| TD | TD% | Int. | Int% | Long | Sack/Lost | Rating |
|-----------|------------|-----------|------------|------------|---------------|-------------|
| 16 | 5.0 | 14 | 4.4 | 54 | 28/193 | 73.6 |
| 7 | 4.0 | 2 | 1.1 | 72t | 7/46 | 93.8 |
| 0 | 0.0 | 2 | 10.5 | 39 | 0/0 | 37.3 |
| 23 | 4.5 | 18 | 3.5 | 72t | 35/239 | 79.0 |
| 23 | 4.3 | 14 | 2.6 | 71t | 26/159 | 82.1 |



1993 (5-11) 4th, NFC West - Chuck Knox



| Date | W/L | Score | Opponent | Attend. |
|------------------|-----|-------|--------------------|-----------|
| 9/5 | L | 6-36 | at Green Bay | (54,648) |
| 9/12 | W | 27-0 | Pittsburgh | (50,588) |
| 9/19 | L | 10-20 | at New York Giants | (76,213) |
| 9/26 | W | 28-13 | at Houston | (53,072) |
| 10/3 | L | 6-37 | New Orleans | (50,709) |
| 10/14 | L | 24-30 | at Atlanta | (45,231) |
| 10/24 | L | 13-16 | Detroit | (43,850) |
| 10/31 | L | 17-40 | at San Francisco | (63,417) |
| 11/14 | L | 0-13 | Atlanta | (37,073) |
| 11/21 | W | 10-6 | Washington | (45,546) |
| 11/28 | L | 10-35 | San Francisco | (62,143) |
| 12/5 | L | 10-38 | at Phoenix | (33,964) |
| 12/12 | W | 23-20 | at New Orleans | (69,033) |
| 12/19 | L | 3-15 | at Cincinnati | (36,612) |
| 12/26 | L | 14-42 | Cleveland | (34,155) |
| 1/2/1994 | W | 20-6 | Chicago | (39,147) |
| Total Attendance | | | | (795,401) |

| | Rams | OPP. |
|---------------------------|----------------|----------------|
| First Downs | 278 | 304 |
| Rushing | 117 | 117 |
| Passing | 147 | 179 |
| Penalty | 14 | 8 |
| 3rd Down Efficiency | 79-202-39.1% | 102-218-46.8% |
| 4th Down Efficiency | 5-11-45.5% | 10-17-58.8% |
| Time of Poss. Avg. | 28:18 | 31:42 |
| Total Net Yards | 4,804 | 5,411 |
| Avg./Game | 300.3 | 338.2 |
| Total Plays | 953 | 1,003 |
| Avg./Play | 5.0 | 5.4 |
| Net Yards Rushing | 2,014 | 1,851 |
| Avg./Game | 125.9 | 115.7 |
| Total Rushes | 449 | 480 |
| Net Yards Passing | 2,790 | 3,560 |
| Avg./Game | 174.4 | 222.5 |
| Sacked/Yds. Lost | 31-231 | 35-203 |
| Gross Yards | 3,021 | 3,763 |
| Att-Comp-Int | 473-247-19 | 488-299-11 |
| Comp. % | 52.2 | 61.3 |
| Punts/Avg. | 80-40.9 | 58-42.3 |
| Net Avg. | 31.7 | 37.4 |
| Penalties/Yards | 71-526 | 80-542 |
| Fumbles/ Ball Lost | 20-11 | 26-9 |
| Touchdowns | 25 | 40 |
| Rushing | 8 | 18 |
| Passing | 16 | 17 |
| Returns | 1 | 5 |

| Score by Periods | 1 | 2 | 3 | 4 | T |
|------------------|----|----|----|-----|-----|
| Rams | 52 | 40 | 40 | 89 | 221 |
| Opponents | 72 | 95 | 92 | 108 | 367 |

| Scoring | TD | Ru | Pa | Rt | PAT | FG | S | Pts. |
|------------------|-----------|-----------|-----------|----------|--------------|--------------|----------|------------|
| Tony Zendejas | 0 | 0 | 0 | 0 | 23-25 | 16-23 | 0 | 71 |
| Jerome Bettis | 7 | 7 | 0 | 0 | 0-0 | 0-0 | 0 | 42 |
| Flipper Anderson | 4 | 0 | 4 | 0 | 0-0 | 0-0 | 0 | 24 |
| Troy Drayton | 4 | 0 | 4 | 0 | 0-0 | 0-0 | 0 | 24 |
| Ernie Jones | 2 | 0 | 2 | 0 | 0-0 | 0-0 | 0 | 12 |
| Cleveland Gary | 2 | 1 | 1 | 0 | 0-0 | 0-0 | 0 | 12 |
| Henry Ellard | 2 | 0 | 2 | 0 | 0-0 | 0-0 | 0 | 12 |
| Travis McNeal | 1 | 0 | 1 | 0 | 0-0 | 0-0 | 0 | 6 |
| Pat Carter | 1 | 0 | 1 | 0 | 0-0 | 0-0 | 0 | 6 |
| Deral Boykin | 1 | 0 | 0 | 1 | 0-0 | 0-0 | 0 | 6 |
| Todd Kinchen | 1 | 0 | 0 | 0 | 0-0 | 0-0 | 0 | 6 |
| Rams | 25 | 8 | 16 | 1 | 23-25 | 16-23 | 0 | 221 |
| Opponents | 40 | 18 | 17 | 5 | 38-40 | 29-37 | 1 | 367 |

Sacks: Gilbert 10.5, Stokes 9.5, Young 7.0, Robinson 3.0, Stewart 1.0, Rocker 1.0, Woods 1.0, Boutte 1.0, Henderson 1.0
RAMS: 35.0; Opponents 31.0

Usual Starters

| | | | |
|----|-----------------------|----|----------------------|
| WR | Henry Ellard (16) | LE | Tony Woods (8) |
| LT | Inv Eatman (16) | DT | Sean Gilbert (16) |
| LG | Anthony Newberry (9) | DT | Marc Boutte (16) |
| C | Bern Brostek (16) | RE | Fred Stokes (15) |
| RG | Leo Goeas (16) | LB | Henry Rolling (9) |
| RT | Jackie Slater (8) | LB | Shane Conlan (11) |
| TE | Pat Carter (10) | LB | Roman Phifer (16) |
| WR | Flipper Anderson (15) | CB | Steve Israel (10) |
| QB | Jim Everett (9) | CB | Todd Lyght (9) |
| FB | Tim Lester (14) | SS | Anthony Newman (16) |
| RB | Jerome Bettis (12) | FS | Micahel Stewart (14) |

| Passing | Att. | Comp. | Yards | Pct. | Yards/Att. |
|------------------|------------|------------|--------------|-------------|-------------|
| Jim Everett | 274 | 135 | 1,652 | 49.3 | 6.03 |
| T.J. Rubley | 189 | 108 | 1,338 | 57.1 | 7.08 |
| Mike Pagel | 9 | 3 | 23 | 33.3 | 2.56 |
| Cleveland Gary | 1 | 1 | 8 | 100.0 | 8.00 |
| Rams | 473 | 247 | 3,021 | 52.2 | 6.39 |
| Opponents | 488 | 299 | 3,763 | 61.3 | 7.71 |

| Rushing | No. | Yards | Avg. | Long | TD |
|------------------|------------|--------------|------------|------------|-----------|
| Jerome Bettis | 294 | 1,429 | 4.9 | 71t | 7 |
| Cleveland Gary | 79 | 293 | 3.7 | 15 | 1 |
| T.J. Rubley | 29 | 102 | 3.5 | 13 | 0 |
| Tim Lester | 11 | 74 | 6.7 | 26 | 0 |
| Jim Everett | 19 | 38 | 2.0 | 14 | 0 |
| David Lang | 9 | 29 | 3.2 | 28 | 0 |
| Henry Ellard | 2 | 18 | 9.0 | 15 | 0 |
| Russell White | 2 | 10 | 5.0 | 5 | 0 |
| Todd Kinchen | 2 | 10 | 5.0 | 8 | 0 |
| Troy Drayton | 1 | 7 | 7.0 | 7 | 0 |
| Ernie Jones | 1 | 4 | 4.0 | 4 | 0 |
| Rams | 449 | 2,014 | 4.5 | 71t | 8 |
| Opponents | 480 | 1,851 | 3.9 | 35t | 18 |

| Receiving | No. | Yards | Avg. | Long | TD |
|------------------|------------|--------------|-------------|------------|-----------|
| Henry Ellard | 61 | 945 | 15.5 | 54 | 2 |
| Flipper Anderson | 37 | 552 | 14.9 | 56t | 4 |
| Cleveland Gary | 36 | 289 | 8.0 | 60t | 1 |
| Troy Drayton | 27 | 319 | 11.8 | 27 | 4 |
| Jerome Bettis | 26 | 244 | 9.4 | 28 | 0 |
| Tim Lester | 18 | 154 | 8.6 | 21 | 0 |
| Pat Carter | 14 | 166 | 11.9 | 38 | 1 |
| Todd Kinchen | 8 | 137 | 17.1 | 35t | 1 |
| Travis McNeal | 8 | 75 | 9.4 | 22t | 1 |
| Ernie Jones | 5 | 56 | 11.2 | 21t | 2 |
| David Lang | 4 | 45 | 11.3 | 21 | 0 |
| Sean LaChapelle | 2 | 23 | 11.5 | 14 | 0 |
| James Lofton | 1 | 16 | 16.0 | 16 | 0 |
| Rams | 247 | 3,021 | 12.2 | 60t | 16 |
| Opponents | 299 | 3,763 | 12.6 | 80t | 17 |

| Interceptions | No. | Yards | Avg. | Long | TD |
|------------------|-----------|------------|-------------|-----------|----------|
| Robert Bailey | 2 | 41 | 20.5 | 41 | 0 |
| Henry Rolling | 2 | 21 | 10.5 | 12 | 0 |
| Pat Terrell | 2 | 1 | 0.5 | 1 | 0 |
| Todd Lyght | 2 | 0 | 0.0 | 0 | 0 |
| Michael Stewart | 1 | 30 | 30.0 | 30 | 0 |
| Shane Conlan | 1 | 28 | 28.0 | 28 | 0 |
| Thomas Homco | 1 | 6 | 6.0 | 6 | 0 |
| Rams | 11 | 127 | 11.5 | 41 | 0 |
| Opponents | 19 | 347 | 18.3 | 54 | 2 |

| Punting | No. | Yards | Avg. | TB | In20 | Long | Bik. |
|------------------|-----------|--------------|-------------|-----------|-----------|-----------|----------|
| Sean Landeta | 42 | 1,825 | 43.5 | 7 | 7 | 66 | 0 |
| Paul McJulien | 21 | 795 | 37.9 | 3 | 5 | 56 | 0 |
| Don Bracken | 17 | 651 | 38.3 | 0 | 3 | 51 | 0 |
| Rams | 80 | 3,271 | 40.9 | 10 | 15 | 66 | 0 |
| Opponents | 58 | 2,451 | 42.3 | 9 | 18 | 68 | 0 |

| Punt Returns | No. | FC | Yards | Avg. | Long | TD |
|------------------|-----------|-----------|------------|-------------|------------|----------|
| Richard Buchanan | 8 | 1 | 41 | 5.1 | 12 | 0 |
| Todd Kinchen | 7 | 4 | 32 | 4.6 | 8 | 0 |
| Henry Ellard | 2 | 8 | 18 | 9.0 | 13 | 0 |
| Darryl Henley | 1 | 0 | 8 | 8.0 | 8 | 0 |
| Mitchell Price | 1 | 2 | 3 | 3.0 | 3 | 0 |
| Rams | 19 | 15 | 102 | 5.4 | 13 | 0 |
| Opponents | 43 | 16 | 533 | 12.4 | 74t | 2 |

| Kickoff Returns | No. | Yards | Avg. | Long | TD |
|------------------|-----------|------------|-------------|-----------|----------|
| Deral Boykin | 13 | 216 | 16.6 | 29 | 0 |
| Howard Griffith | 8 | 169 | 21.1 | 29 | 0 |
| Mitchell Price | 8 | 144 | 18.0 | 23 | 0 |
| Russell White | 8 | 122 | 15.3 | 35 | 0 |
| Todd Kinchen | 6 | 96 | 16.0 | 22 | 0 |
| Steve Israel | 5 | 92 | 18.4 | 23 | 0 |
| Troy Drayton | 1 | -15 | -15.0 | -15 | 0 |
| Rams | 49 | 824 | 16.8 | 35 | 0 |
| Opponents | 47 | 984 | 20.9 | 45 | 0 |

| Field Goals | 1-19 | 20-29 | 30-39 | 40-49 | 50+ |
|------------------|------------|--------------|------------|------------|------------|
| Tony Zendejas | 0-0 | 6-7 | 4-5 | 0-3 | 6-8 |
| Rams | 0-0 | 6-7 | 4-5 | 0-3 | 6-8 |
| Opponents | 4-4 | 11-11 | 6-5 | 5-8 | 3-8 |

Tony Zendejas (31, 32) (54, 50) (52) (47M) (53, 37) (52, 41M) () (50) (49B) (50M, 37) (25) (22, 56B) (22) (26M, 32) (30M) (29, 29)

Opponents (51, 33) () (34, 19, 50M) (52, 25) (48, 25, 43, 41M) (28, 32, 34) (45M, 25, 24, 18) (25, 28) (46, 44) (19, 34, 57M) (46, 44) (27) (18, 32) (43, 44M, 28, 52M, 25) () (27, 50M, 53)

| TD | TD% | Int. | Int% | Long | Sack/Lost | Rating |
|-----------|------------|-----------|------------|------------|---------------|-------------|
| 8 | 2.9 | 12 | 4.4 | 60t | 18/125 | 59.7 |
| 8 | 4.2 | 6 | 3.2 | 54 | 13/106 | 80.1 |
| 0 | 0.0 | 1 | 11.1 | 10 | 0/0 | 2.8 |
| 0 | 0.0 | 0 | 0.0 | 8 | 0/0 | 100.0 |
| 16 | 3.4 | 19 | 4.0 | 60t | 31/231 | 66.8 |
| 17 | 3.5 | 11 | 2.3 | 80t | 35/203 | 87.5 |



1992 (6-10) 4th, NFC West - Chuck Knox



| Date | W/L | Score | Opponent | Attend. |
|------------------|-----|-------|------------------|-----------|
| 9/6 | L | 7-40 | at Buffalo | (79,001) |
| 9/13 | W | 14-0 | New England | (40,402) |
| 9/20 | L | 10-26 | at Miami | (55,945) |
| 9/27 | W | 18-10 | New York Jets | (42,005) |
| 10/4 | L | 24-27 | at San Francisco | (63,071) |
| 10/11 | L | 10-13 | at New Orleans | (68,591) |
| 10/18 | W | 38-17 | New York Giants | (53,541) |
| 11/1 | L | 28-30 | at Atlanta | (62,168) |
| 11/8 | L | 14-20 | Phoenix | (40,788) |
| 11/15 | W | 27-23 | at Dallas | (63,690) |
| 11/22 | L | 10-27 | San Francisco | (65,858) |
| 11/29 | L | 17-31 | Minnesota | (54,831) |
| 12/6 | W | 31-27 | at Tampa Bay | (38,387) |
| 12/13 | L | 14-37 | New Orleans | (47,355) |
| 12/20 | L | 13-28 | at Green Bay | (57,796) |
| 12/27 | W | 38-27 | Atlanta | (37,706) |
| Total Attendance | | | | (871,135) |

| | Rams | OPP. |
|---------------------------|----------------|----------------|
| First Downs | 278 | 319 |
| Rushing | 83 | 130 |
| Passing | 174 | 175 |
| Penalty | 21 | 15 |
| 3rd Down Efficiency | 69-186-37.1% | 91-204-44.6% |
| 4th Down Efficiency | 1-7-14.3% | 2-5-40.0% |
| Time of Poss. Avg. | 28:31 | 31:29 |
| Total Net Yards | 4,877 | 5,523 |
| Avg./Game | 304.8 | 345.2 |
| Total Plays | 914 | 1005 |
| Avg./Play | 5.3 | 5.5 |
| Net Yards Rushing | 1,659 | 2,230 |
| Avg./Game | 103.7 | 139.4 |
| Total Rushes | 393 | 467 |
| Net Yards Passing | 3,218 | 3,293 |
| Avg./Game | 201.1 | 205.8 |
| Sacked-Yds. Lost | 26-204 | 31-188 |
| Gross Yards | 3,422 | 3,481 |
| Att-Comp-Int | 495-289-20 | 507-305-18 |
| Comp. % | 58.4 | 60.2 |
| Punts/Avg. | 76-41.1 | 66-42.1 |
| Net Avg. | 33.2 | 34.7 |
| Penalties/Yards | 79-592 | 102-778 |
| Fumbles/ Ball Lost | 30-17 | 26-15 |
| Touchdowns | 38 | 43 |
| Rushing | 12 | 22 |
| Passing | 23 | 18 |
| Returns | 3 | 3 |

| Score by Periods | 1 | 2 | 3 | 4 | T |
|------------------|----|-----|----|-----|-----|
| Rams | 42 | 73 | 86 | 112 | 313 |
| Opponents | 94 | 151 | 57 | 81 | 383 |

| Scoring | TD | Ru | Pa | Rt | PAT | FG | S | Pts. |
|------------------|-----------|-----------|-----------|----------|--------------|--------------|----------|------------|
| Tony Zendejas | 0 | 0 | 0 | 0 | 38-38 | 15-20 | 0 | 83 |
| Cleveland Gary | 10 | 7 | 3 | 0 | 0-0 | 0-0 | 0 | 60 |
| Flipper Anderson | 7 | 0 | 7 | 0 | 0-0 | 0-0 | 0 | 42 |
| David Lang | 6 | 5 | 1 | 0 | 0-0 | 0-0 | 0 | 36 |
| Pat Carter | 3 | 0 | 3 | 0 | 0-0 | 0-0 | 0 | 18 |
| Jeff Chadwick | 3 | 0 | 3 | 0 | 0-0 | 0-0 | 0 | 18 |
| Henry Ellard | 3 | 0 | 3 | 0 | 0-0 | 0-0 | 0 | 18 |
| Jim Price | 2 | 0 | 2 | 0 | 0-0 | 0-0 | 0 | 12 |
| Todd Kinchen | 2 | 0 | 0 | 2 | 0-0 | 0-0 | 0 | 12 |
| Robert Delpino | 1 | 0 | 1 | 0 | 0-0 | 0-0 | 0 | 6 |
| Robert Bailey | 1 | 0 | 0 | 1 | 0-0 | 0-0 | 0 | 6 |
| Kevin Greene | 0 | 0 | 0 | 0 | 0-0 | 0-0 | 1 | 2 |
| Rams | 38 | 12 | 23 | 3 | 38-38 | 15-20 | 1 | 313 |
| Opponents | 43 | 22 | 18 | 3 | 41-43 | 28-34 | 0 | 383 |

Sacks: Kevin Greene 10.0, Sean Gilbert 5.0, Gerald Robinson 5.0, Mike Piel 3.0, Michael Stewart 2.0, Robert Young 2.0, Bill Hawkins 2.0, Marc Boutte 1.0, **RAMS: 31.0; Opponents 26.0**

Usual Starters

| | | | |
|----|-----------------------|----|----------------------|
| WR | Henry Ellard (15) | DE | Gerald Robinson (16) |
| LT | Gerald Perry (16) | DT | Sean Gilbert (16) |
| LG | Anthony Newberry (16) | DT | Marc Boutte (15) |
| C | Bern Brostek (16) | RE | Bill Hawkins (7) |
| RG | Joe Milinichik (16) | LB | Roman Phifer (14) |
| RT | Jackie Slater (16) | LB | Larry Kelm (14) |
| TE | Pat Carter (16) | LB | Kevin Greene (16) |
| WR | Flipper Anderson (9) | CB | Darryl Henley (16) |
| QB | Jim Everett (16) | CB | Todd Lyght (12) |
| FB | David Lang (11) | SS | Anthony Newman (16) |
| RB | Cleveland Gary (16) | FS | Pat Terrell (16) |

| Passing | Att. | Comp. | Yards | Pct. | Yards/Att. | TD | TD% | Int. | Int% | Long | Sack/Lost | Rating |
|------------------|------------|------------|--------------|-------------|-------------|-----------|------------|-----------|------------|------------|---------------|-------------|
| Jim Everett | 475 | 281 | 3,323 | 59.2 | 7.00 | 22 | 4.6 | 18 | 3.8 | 67t | 26/204 | 80.2 |
| Mike Pagel | 20 | 8 | 99 | 40.0 | 4.95 | 1 | 5.0 | 2 | 10.0 | 22 | 0/0 | 33.1 |
| Rams | 495 | 289 | 3,422 | 58.4 | 6.91 | 23 | 4.6 | 20 | 4.0 | 67t | 26/204 | 78.2 |
| Opponents | 507 | 305 | 3,481 | 60.2 | 6.89 | 18 | 3.6 | 18 | 3.6 | 81t | 31/188 | 77.9 |

| Rushing | No. | Yards | Avg. | Long | TD |
|------------------|------------|--------------|------------|------------|-----------|
| Cleveland Gary | 279 | 1,125 | 4.0 | 63 | 7 |
| David Lang | 33 | 203 | 6.2 | 71 | 5 |
| Jim Everett | 32 | 133 | 4.2 | 22 | 0 |
| Robert Delpino | 32 | 115 | 3.6 | 31 | 0 |
| Anthony Thompson | 11 | 57 | 5.2 | 12 | 0 |
| Vernon Turner | 2 | 14 | 7.0 | 9 | 0 |
| Troy Stradford | 3 | 12 | 4.0 | 5 | 0 |
| Mike Pagel | 1 | 0 | 0.0 | 0 | 0 |
| Rams | 393 | 1,659 | 4.2 | 71 | 12 |
| Opponents | 467 | 2,230 | 4.8 | 39t | 22 |

| Receiving | No. | Yards | Avg. | Long | TD |
|------------------|------------|--------------|-------------|------------|-----------|
| Cleveland Gary | 52 | 293 | 5.6 | 22 | 3 |
| Henry Ellard | 47 | 727 | 15.5 | 33t | 3 |
| Flipper Anderson | 38 | 657 | 17.3 | 45 | 7 |
| Jim Price | 34 | 324 | 9.5 | 23 | 2 |
| Jeff Chadwick | 29 | 362 | 12.5 | 27t | 3 |
| Pat Carter | 20 | 232 | 11.6 | 25 | 3 |
| Aaron Cox | 18 | 261 | 14.5 | 26 | 0 |
| David Lang | 18 | 239 | 15.7 | 67t | 1 |
| Robert Delpino | 18 | 139 | 7.7 | 12t | 1 |
| Vernon Turner | 5 | 42 | 8.4 | 16 | 0 |
| Anthony Thompson | 5 | 11 | 2.2 | 7 | 0 |
| Travis McNeal | 4 | 79 | 19.8 | 38 | 0 |
| Emile Harry | 1 | 12 | 12.0 | 12 | 0 |
| Rams | 289 | 3,422 | 11.8 | 67t | 23 |
| Opponents | 305 | 3,481 | 11.4 | 81t | 18 |

| Interceptions | No. | Yards | Avg. | Long | TD |
|------------------|-----------|------------|-------------|-----------|----------|
| Anthony Newman | 4 | 33 | 8.3 | 17 | 0 |
| Darryl Henley | 4 | 41 | 10.3 | 25 | 0 |
| Todd Lyght | 3 | 80 | 26.7 | 39 | 0 |
| Robert Bailey | 3 | 61 | 20.3 | 37 | 1 |
| Alvin White | 2 | 49 | 24.5 | 40 | 0 |
| Larry Kelm | 1 | 16 | 16.0 | 16 | 0 |
| Roman Phifer | 1 | 3 | 3.0 | 3 | 0 |
| Rams | 18 | 283 | 15.7 | 40 | 1 |
| Opponents | 20 | 305 | 15.3 | 67 | 1 |

| Punting | No. | Yards | Avg. | TB | In20 | Long | Bik. |
|------------------|-----------|--------------|-------------|----------|-----------|-----------|----------|
| Don Bracken | 76 | 3,122 | 41.1 | 4 | 20 | 59 | 0 |
| Rams | 76 | 3,122 | 41.1 | 4 | 20 | 59 | 0 |
| Opponents | 66 | 2,776 | 42.1 | 7 | 14 | 58 | 0 |

| Punt Returns | No. | FC | Yards | Avg. | Long | TD |
|------------------|-----------|-----------|------------|-------------|------------|----------|
| Vernon Turner | 28 | 6 | 207 | 7.4 | 23 | 0 |
| Todd Kinchen | 4 | 1 | 103 | 25.8 | 61t | 2 |
| Emile Harry | 6 | 4 | 34 | 5.7 | 11 | 0 |
| Troy Stradford | 1 | 0 | 1 | 1.0 | 1 | 0 |
| Rams | 39 | 11 | 345 | 8.8 | 61t | 2 |
| Opponents | 48 | 11 | 522 | 10.9 | 74t | 1 |

| Kickoff Returns | No. | Yards | Avg. | Long | TD |
|------------------|-----------|--------------|-------------|-----------|----------|
| Vernon Turner | 29 | 569 | 19.6 | 35 | 0 |
| David Lang | 13 | 228 | 17.5 | 26 | 0 |
| Robert Delpino | 6 | 83 | 13.8 | 18 | 0 |
| Todd Kinchen | 4 | 63 | 15.8 | 19 | 0 |
| Anthony Thompson | 4 | 34 | 8.5 | 14 | 0 |
| Troy Stradford | 3 | 59 | 19.7 | 21 | 0 |
| Scott Stephen | 2 | 12 | 6.0 | 7 | 0 |
| Flipper Anderson | 1 | 9 | 9.0 | 9 | 0 |
| Steve Israel | 1 | -3 | -3.0 | -3 | 0 |
| Rams | 63 | 1,054 | 16.7 | 35 | 0 |
| Opponents | 55 | 1,128 | 20.5 | 60 | 0 |

| Field Goals | 1-19 | 20-29 | 30-39 | 40-49 | 50+ |
|------------------|------------|------------|--------------|------------|------------|
| Tony Zendejas | 2-2 | 3-4 | 7-9 | 3-5 | 0-0 |
| Rams | 2-2 | 3-4 | 7-9 | 3-5 | 0-0 |
| Opponents | 1-1 | 8-8 | 12-13 | 7-9 | 0-3 |

Tony Zendejas () (47M, 39M 25M) (31) (49, 45M, 22, 20) (33) (30) (46G) () () (33,44) (35) (30) (18, 37B) () (19, 38) (24)

Opponents (49, 38) (38M) (36, 50M, 44, 27, 20) (19, 47M) (26, 21) (26, 30) (51M, 31) (49, 26, 37) (51M, 21, 31, 45M) (37, 42, 36) (34, 40) (38) (34, 47) (21) () (44, 38)



1991 (3-13) 4th, NFC West - John Robinson



| Date | W/L | Score | Opponent | Attend. |
|-------|-----|-------|------------------------|-----------|
| 9/1 | L | 14-24 | Phoenix | (47,069) |
| 9/8 | W | 19-13 | at New York Giants | (76,541) |
| 9/15 | L | 7-24 | at New Orleans | (68,583) |
| 9/22 | L | 10-27 | at San Francisco | (63,871) |
| 9/29 | W | 23-21 | Green Bay | (54,736) |
| 10/13 | W | 30-24 | San Diego | (47,433) |
| 10/20 | L | 17-20 | at Los Angeles Raiders | (85,102) |
| 10/27 | L | 14-31 | at Atlanta | (50,187) |
| 11/3 | L | 17-24 | New Orleans | (58,713) |
| 11/10 | L | 20-27 | Kansas City | (52,511) |
| 11/17 | L | 10-21 | at Detroit | (60,873) |
| 11/25 | L | 10-33 | San Francisco | (61,881) |
| 12/1 | L | 6-27 | Washington | (55,027) |
| 12/8 | L | 14-31 | Atlanta | (35,315) |
| 12/15 | L | 14-20 | at Minnesota | (46,312) |
| 12/22 | L | 9-23 | at Seattle | (51,100) |
| Total | | | | (915,254) |

| | Rams | OPP |
|--------------------------|----------------|----------------|
| First Downs | 270 | 286 |
| Rushing | 75 | 105 |
| Passing | 180 | 162 |
| Penalty | 15 | 19 |
| 3rd Down Efficiency | 75-198-37.9% | 73-184-39.7% |
| 4th Down Efficiency | 9-19-47.4% | 5-8-62.5% |
| Time of Poss. Avg. | 29:03 | 30:57 |
| Total Net Yards | 4,695 | 5,204 |
| Avg./Game | 293.4 | 325.3 |
| Total Plays | 936 | 920 |
| Avg./Play | 5.0 | 5.7 |
| Net Yards Rushing | 1,285 | 1,659 |
| Avg./Game | 80.3 | 103.7 |
| Total Rushes | 388 | 469 |
| Net Yards Passing | 3,410 | 3,545 |
| Avg./Game | 213.1 | 221.6 |
| Sacked-Yds. Lost | 30-200 | 17-112 |
| Gross Yards | 3,610 | 3,657 |
| Att-Comp-Int | 518-289-20 | 434-259-11 |
| Comp. % | 55.8 | 59.7 |
| Punts/Avg. | 75-38.1 | 68-41.6 |
| Net Avg. | 32.3 | 34.8 |
| Penalties/Yards | 108-774 | 83-743 |
| Fumbles/Ball Lost | 32-20 | 17-8 |
| Touchdowns | 26 | 47 |
| Rushing | 11 | 19 |
| Passing | 13 | 25 |
| Returns | 2 | 3 |

| Score by Periods | 1 | 2 | 3 | 4 | T |
|------------------|----|-----|----|-----|-----|
| Rams | 22 | 103 | 55 | 54 | 234 |
| Opponents | 95 | 114 | 76 | 105 | 390 |

| Scoring | TD | Ru | Pa | Rt | PAT | FG | S | Pts. |
|------------------|-----------|-----------|-----------|----------|--------------|--------------|----------|------------|
| Tony Zendejas | 0 | 0 | 0 | 0 | 25-26 | 17-17 | 0 | 76 |
| Robert Delpino | 10 | 9 | 1 | 0 | 0-0 | 0-0 | 0 | 60 |
| Henry Ellard | 3 | 0 | 3 | 0 | 0-0 | 0-0 | 0 | 18 |
| Damone Johnson | 2 | 0 | 2 | 0 | 0-0 | 0-0 | 0 | 12 |
| Jim Price | 2 | 0 | 2 | 0 | 0-0 | 0-0 | 0 | 12 |
| Pat Carter | 2 | 0 | 2 | 0 | 0-0 | 0-0 | 0 | 12 |
| Flipper Anderson | 1 | 0 | 1 | 0 | 0-0 | 0-0 | 0 | 6 |
| Marcus Dupree | 1 | 1 | 0 | 0 | 0-0 | 0-0 | 0 | 6 |
| Cleveland Gary | 1 | 1 | 0 | 0 | 0-0 | 0-0 | 0 | 6 |
| Jerry Gray | 1 | 0 | 0 | 1 | 0-0 | 0-0 | 0 | 6 |
| Anthony Newman | 1 | 0 | 0 | 1 | 0-0 | 0-0 | 0 | 6 |
| Ernie Thompson | 1 | 0 | 1 | 0 | 0-0 | 0-0 | 0 | 6 |
| Vernon Turner | 1 | 0 | 1 | 0 | 0-0 | 0-0 | 0 | 6 |
| Kevin Greene | 0 | 0 | 0 | 0 | 0-0 | 0-0 | 1 | 2 |
| Rams | 26 | 11 | 13 | 2 | 25-26 | 17-17 | 1 | 234 |
| Opponents | 44 | 19 | 25 | 3 | 46-47 | 20-28 | 1 | 390 |

Sacks: Gerald Robinson 3.0, Kevin Greene 3.0, Karl Wilson 2.0, Larry Kelm 2.0, Roman Phifer 2.0, Anthony Newman 1.0, Mike Piel 1.0, Michael Stewart 1.0, Robert Young 1.0, Fred Strickland 1.0
Rams: 17.0; Opponents: 30.0

Usual Starters

| | | | |
|----|----------------------|----|----------------------|
| WR | Henry Ellard (16) | DE | Karl Wilson (10) |
| LT | Gerald Perry (9) | DT | Alvin Wright (11) |
| LG | Tom Newberry (16) | DT | Robert Young (13) |
| C | Doug Smith (8) | DE | Gerald Robinson (4) |
| RG | Duval Love(13) | LB | Fred Strickland (10) |
| RT | Jackie Slater (13) | LB | Larry Kelm (15) |
| TE | Damone Johnson (6) | LB | Kevin Greene (6) |
| WR | Flipper Anderson (9) | CB | Darryl Henley (14) |
| QB | Jim Everett (16) | CB | Todd Lyght (8) |
| FB | Robert Delpino (15) | SS | Michael Stewart (16) |
| RB | Buford McGee (8) | FS | Pat Terrell (16) |

| Rushing | No. | Yards | Avg. | Long | TD |
|------------------|------------|--------------|------------|-----------|-----------|
| Robert Delpino | 214 | 688 | 3.2 | 36 | 9 |
| Cleveland Gary | 68 | 245 | 3.6 | 14 | 1 |
| Marcus Dupree | 49 | 179 | 3.7 | 24 | 1 |
| Buford McGee | 19 | 65 | 3.4 | 9 | 0 |
| Jim Everett | 27 | 44 | 1.6 | 10 | 0 |
| Vernon Turner | 7 | 44 | 6.3 | 11 | 0 |
| Ron Brown | 2 | 11 | 5.5 | 11 | 0 |
| Ernie Thompson | 2 | 9 | 4.5 | 9 | 0 |
| Rams | 388 | 1,285 | 3.3 | 36 | 11 |
| Opponents | 469 | 1,659 | 3.5 | 26 | 19 |

| Receiving | No. | Yards | Avg. | Long | TD |
|------------------|------------|--------------|-------------|-----------|-----------|
| Henry Ellard | 64 | 1,052 | 16.4 | 38 | 3 |
| Robert Delpino | 55 | 617 | 11.2 | 78 | 1 |
| Jim Price | 35 | 410 | 11.7 | 27 | 2 |
| Flipper Anderson | 32 | 530 | 16.6 | 54 | 1 |
| Damone Johnson | 32 | 253 | 7.9 | 27 | 2 |
| Buford McGee | 20 | 160 | 8.0 | 20 | 0 |
| Aaron Cox | 15 | 216 | 14.4 | 39 | 0 |
| Cleveland Gary | 13 | 110 | 8.5 | 22 | 0 |
| Pat Carter | 8 | 69 | 8.6 | 18t | 2 |
| Marcus Dupree | 6 | 46 | 7.7 | 21 | 0 |
| Rpm Brown | 3 | 52 | 17.3 | 21 | 0 |
| Vernon Turner | 3 | 41 | 13.7 | 19t | 1 |
| Ernie Thompson | 2 | 35 | 17.5 | 22 | 1 |
| Jimmy Raye | 1 | 19 | 19.0 | 19 | 0 |
| Rams | 289 | 3,610 | 12.5 | 78 | 13 |
| Opponents | 259 | 3,657 | 14.1 | 78 | 25 |

| Interceptions | No. | Yards | Avg. | Long | TD |
|------------------|-----------|------------|-------------|------------|----------|
| Jerry Gray | 3 | 83 | 27.7 | 59t | 1 |
| Darryl Henley | 3 | 22 | 7.3 | 22 | 0 |
| Michael Stewart | 2 | 8 | 4.0 | 8 | 0 |
| Anthony Newman | 1 | 58 | 58.0 | 58 | 0 |
| Pat Terrell | 1 | 4 | 4.0 | 4 | 0 |
| Todd Lyght | 1 | 0 | 0.0 | 0 | 0 |
| Rams | 11 | 175 | 15.9 | 59t | 1 |
| Opponents | 20 | 297 | 14.9 | 97t | 1 |

| Punting | No. | Yards | Avg. | TB | In20 | Long | Bik. |
|------------------|-----------|--------------|-------------|----------|-----------|-----------|----------|
| Dale Hatcher | 63 | 2,403 | 38.1 | 5 | 16 | 52 | 0 |
| Barry Helton | 11 | 453 | 41.2 | 2 | 2 | 46 | 1 |
| Rams | 75 | 2,856 | 38.1 | 7 | 18 | 52 | 1 |
| Opponents | 68 | 2,829 | 41.6 | 7 | 20 | 62 | 0 |

| Punt Returns | No. | FC | Yards | Avg. | Long | TD |
|------------------|-----------|-----------|------------|------------|-----------|----------|
| Vernon Turner | 23 | 4 | 210 | 8.7 | 29 | 0 |
| Darryl Henley | 13 | 4 | 110 | 8.5 | 16 | 0 |
| Jerry Gray | 1 | 1 | 9 | 9.0 | 9 | 0 |
| Rams | 37 | 9 | 320 | 8.6 | 29 | 0 |
| Opponents | 33 | 21 | 292 | 8.8 | 42 | 0 |

| Kickoff Returns | No. | Yards | Avg. | Long | TD |
|------------------|-----------|--------------|-------------|-----------|----------|
| Vernon Turner | 24 | 457 | 19.0 | 36 | 0 |
| Ron Brown | 12 | 256 | 21.3 | 39 | 0 |
| David Lang | 12 | 194 | 16.2 | 34 | 0 |
| Robert Delpino | 4 | 54 | 13.5 | 19 | 0 |
| Mike McDonald | 3 | 32 | 10.7 | 16 | 0 |
| Jimmy Raye | 2 | 57 | 28.5 | 48 | 0 |
| Pat Carter | 1 | 18 | 18.0 | 18 | 0 |
| Glenell Sanders | 1 | 2 | 2.0 | 2 | 0 |
| Rams | 59 | 1,070 | 18.1 | 48 | 0 |
| Opponents | 39 | 671 | 17.2 | 35 | 0 |

| Field Goals | 1-19 | 20-29 | 30-39 | 40-49 | 50+ |
|------------------|------------|------------|-------------|------------|------------|
| Tony Zendejas | 0-0 | 4-4 | 8-8 | 3-3 | 2-2 |
| Rams | 0-0 | 4-4 | 8-8 | 3-3 | 2-2 |
| Opponents | 0-0 | 6-6 | 7-10 | 7-9 | 0-3 |

Tony Zendejas () (29,50,32,33) () (22) (30,32,28) () (37) () (31) () (27) (37) (41, 34) () () (44, 46, 50)

Opponents (52M, 32) (46, 40) (42) (22, 35M, 47) () (27) (35, 32M, 34) (44) (45, 37M) (20, 44) () (51M, 39) (47M, 59M, 48M, 35, 35) (21) (20, 22) (35)

| Passing | Att. | Comp. | Yards | Pct. | Yards/Att. | TD | TD% | Int. | Int% | Long | Sack/Lost | Rating |
|------------------|------------|------------|--------------|-------------|-------------|-----------|------------|-----------|------------|-----------|---------------|-------------|
| Jim Everett | 490 | 277 | 3,438 | 56.5 | 7.02 | 11 | 2.2 | 20 | 4.1 | 78 | 30/200 | 68.9 |
| Mike Pagel | 27 | 11 | 150 | 40.7 | 5.56 | 2 | 7.4 | 0 | 0.0 | 30 | 0/0 | 83.9 |
| Barry Helton | 1 | 1 | 22 | 100.0 | 22.0 | 0 | 0.0 | 0 | 0.0 | 22 | 0/0 | 118.8 |
| Rams | 518 | 289 | 3,610 | 55.8 | 6.97 | 13 | 2.5 | 20 | 3.9 | 78 | 30/200 | 69.9 |
| Opponents | 434 | 259 | 3,657 | 59.7 | 8.43 | 25 | 5.8 | 11 | 2.5 | 78 | 17/112 | 95.6 |



1990 (5-11) 3rd, NFC West - John Robinson



| Date | W/L | Score | Opponent | Attend. |
|-------|-----|-------|------------------|-----------|
| 9/9 | L | 24-36 | at Green Bay | (57,685) |
| 9/16 | W | 35-14 | at Tampa Bay | (59,705) |
| 9/23 | L | 21-27 | Philadelphia | (63,644) |
| 10/7 | L | 31-34 | Cincinnati (OT) | (62,619) |
| 10/14 | L | 9-38 | at Chicago | (59,383) |
| 10/21 | W | 44-24 | Atlanta | (54,761) |
| 10/29 | L | 10-41 | at Pittsburgh | (56,466) |
| 11/4 | W | 17-13 | Houston | (52,628) |
| 11/11 | L | 7-31 | New York Giants | (64,632) |
| 11/18 | L | 21-24 | Dallas | (58,589) |
| 11/25 | W | 28-17 | at San Francisco | (62,633) |
| 12/2 | W | 38-23 | at Cleveland | (61,981) |
| 12/9 | L | 20-24 | New Orleans | (56,864) |
| 12/17 | L | 10-26 | San Francisco | (65,619) |
| 12/23 | L | 13-20 | at Atlanta | (30,021) |
| 12/31 | L | 17-20 | at New Orleans | (68,647) |
| Total | | | | (935,877) |

| | Rams | OPP |
|---------------------------|----------------|----------------|
| First Downs | 311 | 287 |
| Rushing | 89 | 93 |
| Passing | 191 | 176 |
| Penalty | 31 | 18 |
| 3rd Down Efficiency | 78-204-38.2% | 86-201-42.8% |
| 4th Down Efficiency | 6-18-33.3% | 3-10-30.0% |
| Time of Poss. Avg. | 29:59 | 30:01 |
| Total Net Yards | 5,430 | 5,411 |
| Avg./Game | 339.4 | 338.2 |
| Total Plays | 1,013 | 949 |
| Avg./Play | 5.4 | 5.7 |
| Net Yards Rushing | 1,612 | 1,649 |
| Avg./Game | 100.8 | 103.1 |
| Total Rushes | 422 | 418 |
| Net Yards Passing | 3,818 | 3,762 |
| Avg./Game | 238.6 | 235.1 |
| Sacked-Yds. Lost | 30-198 | 30-180 |
| Gross Yards | 4,016 | 3,942 |
| Att-Comp-Int | 561-310-17 | 501-296-12 |
| Comp. % | 55.3 | 59.1 |
| Punts/Avg. | 69-38.6 | 66-41.4 |
| Net Avg. | 31.9 | 34.7 |
| Penalties/Yards | 87-632 | 109-968 |
| Fumbles/ Ball Lost | 25-14 | 32-19 |
| Touchdowns | 43 | 49 |
| Rushing | 17 | 17 |
| Passing | 24 | 30 |
| Returns | 2 | 2 |

| Score by Periods | 1 | 2 | 3 | 4 | OT | T |
|------------------|----|-----|----|-----|----|-----|
| Rams | 62 | 130 | 85 | 68 | 0 | 345 |
| Opponents | 98 | 123 | 74 | 114 | 3 | 412 |

| Scoring | TD | Ru | Pa | Rt | PAT | FG | S | Pts. |
|------------------|-----------|-----------|-----------|----------|--------------|--------------|----------|------------|
| Cleveland Gary | 15 | 14 | 1 | 0 | 0-0 | 0-0 | 0 | 90 |
| Mike Lansford | 0 | 0 | 0 | 0 | 42-43 | 15-24 | 0 | 87 |
| Buford McGee | 5 | 1 | 4 | 0 | 0-0 | 0-0 | 0 | 30 |
| Henry Ellard | 4 | 0 | 4 | 0 | 0-0 | 0-0 | 0 | 24 |
| Flipper Anderson | 4 | 0 | 4 | 0 | 0-0 | 0-0 | 0 | 24 |
| Robert Delpino | 4 | 0 | 4 | 0 | 0-0 | 0-0 | 0 | 24 |
| Damone Johnson | 3 | 0 | 3 | 0 | 0-0 | 0-0 | 0 | 18 |
| Pete Holohan | 2 | 0 | 2 | 0 | 0-0 | 0-0 | 0 | 12 |
| Gaston Green | 2 | 0 | 1 | 1 | 0-0 | 0-0 | 0 | 12 |
| Jim Everett | 1 | 1 | 0 | 0 | 0-0 | 0-0 | 0 | 6 |
| Curt Warner | 1 | 1 | 0 | 0 | 0-0 | 0-0 | 0 | 6 |
| Derrick Faison | 1 | 0 | 1 | 0 | 0-0 | 0-0 | 0 | 6 |
| Bobby Humphrey | 1 | 0 | 0 | 1 | 0-0 | 0-0 | 0 | 6 |
| Rams | 43 | 17 | 24 | 2 | 42-43 | 15-24 | 0 | 345 |
| Opponents | 49 | 17 | 30 | 2 | 46-49 | 24-31 | 0 | 412 |

Sacks: Greene 13.0, Piel 5.0, Hawkins 3.0, Bethune 2.0, Faryniarz 2.0, Reed 2.0, B. Smith 1.0, Wilcher 1.0, Wright 1.0

Rams: 30.0; Opponents 30.0.

Usual Starters

| | | | |
|----|-----------------------|-----|---------------------|
| WR | Henry Ellard (15) | DE | Doug Reed (16) |
| LT | Irv Pankey (16) | NT | Alvin Wright (16) |
| LG | Tom Newberry (15) | DE | Mike Piel (11) |
| C | Doug Smith (16) | OLB | Mike Wilcher (16) |
| RG | Duval Love (16) | ILB | Frank Stams (12) |
| RT | Jackie Slater (15) | ILB | Larry Kelm (10) |
| TE | Damone Johnson (9) | OLB | Kevin Greene (15) |
| WR | Flipper Anderson (10) | CB | Jerry Gray (12) |
| QB | Jim Everett (16) | CB | Bobby Humphrey (11) |
| FB | Buford McGee (15) | SS | Vince Newsome (16) |
| RB | Cleveland Gary (7) | FS | Anthony Newmman (6) |

| Rushing | No. | Yards | Avg. | Long | TD |
|------------------|------------|--------------|------------|------------|-----------|
| Cleveland Gary | 204 | 808 | 4.0 | 48 | 14 |
| Gaston Green | 68 | 261 | 3.8 | 31 | 0 |
| Buford McGee | 44 | 234 | 5.3 | 19 | 1 |
| Curt Warner | 49 | 139 | 2.8 | 9 | 1 |
| Marcus Dupree | 19 | 72 | 3.8 | 13 | 0 |
| Robert Delpino | 13 | 52 | 4.0 | 13 | 0 |
| Jim Everett | 20 | 31 | 1.6 | 15 | 1 |
| Henry Ellard | 2 | 21 | 10.5 | 13 | 0 |
| Flipper Anderson | 1 | 13 | 13.0 | 13 | 0 |
| Keith English | 2 | -19 | -9.5 | -8 | 0 |
| Rams | 422 | 1,612 | 3.8 | 48 | 17 |
| Opponents | 418 | 1,649 | 3.9 | 74t | 17 |

| Receiving | No. | Yards | Avg. | Long | TD |
|------------------|------------|--------------|-------------|------------|-----------|
| Henry Ellard | 76 | 1,294 | 17.0 | 50t | 4 |
| Flipper Anderson | 51 | 1,097 | 21.5 | 55t | 4 |
| Pete Holohan | 49 | 475 | 9.7 | 28 | 2 |
| Buford McGee | 47 | 388 | 8.3 | 25 | 4 |
| Cleveland Gary | 30 | 150 | 5.0 | 22t | 1 |
| Aaron Cox | 17 | 266 | 15.6 | 32 | 0 |
| Robert Delpino | 15 | 172 | 11.5 | 42t | 4 |
| Damone Johnson | 12 | 66 | 5.5 | 11 | 3 |
| Pat Carter | 8 | 58 | 7.3 | 16 | 0 |
| Derrick Faison | 3 | 27 | 9.0 | 12 | 1 |
| Gaston Green | 2 | 23 | 11.5 | 16t | 1 |
| Rams | 310 | 4,016 | 13.0 | 55t | 24 |
| Opponents | 296 | 3,942 | 13.3 | 71t | 30 |

| Interceptions | No. | Yards | Avg. | Long | TD |
|------------------|-----------|------------|-------------|------------|----------|
| Bobby Humphrey | 4 | 52 | 13.0 | 44t | 1 |
| Vince Newsome | 4 | 47 | 11.8 | 22 | 0 |
| Anthony Newmman | 2 | 0 | 0.0 | 0 | 0 |
| Pat Terrell | 1 | 6 | 6.0 | 6 | 0 |
| Darryl Henley | 1 | 0 | 0.0 | 0 | 0 |
| Rams | 12 | 105 | 8.8 | 44t | 1 |
| Opponents | 17 | 204 | 12.0 | 50t | 2 |

| Punting | No. | Yards | Avg. | TB | In20 | Long | Blk. |
|------------------|-----------|--------------|-------------|----------|-----------|-----------|----------|
| Keith English | 68 | 2,663 | 39.2 | 2 | 8 | 58 | 0 |
| Team | 1 | 0 | 0.0 | 0 | 0 | 0 | 1 |
| Rams | 69 | 2,663 | 38.6 | 2 | 8 | 58 | 1 |
| Opponents | 66 | 2,733 | 41.4 | 5 | 20 | 57 | 0 |

| Punt Returns | No. | FC | Yards | Avg. | Long | TD |
|------------------|-----------|-----------|------------|------------|-----------|----------|
| Darryl Henley | 19 | 4 | 195 | 10.3 | 26 | 0 |
| Mickey Sutton | 14 | 3 | 136 | 9.7 | 22 | 0 |
| Henry Ellard | 2 | 0 | 15 | 7.5 | 8 | 0 |
| Rams | 35 | 7 | 346 | 9.9 | 26 | 0 |
| Opponents | 46 | 11 | 420 | 9.1 | 33 | 0 |

| Kickoff Returns | No. | Yards | Avg. | Long | TD |
|------------------|-----------|--------------|-------------|------------|----------|
| Gaston Green | 25 | 560 | 22.4 | 99t | 1 |
| Robert Delpino | 20 | 389 | 19.5 | 38 | 0 |
| Latin Berry | 17 | 315 | 18.5 | 29 | 0 |
| Mike McDonald | 1 | 15 | 15.0 | 15 | 0 |
| Rams | 63 | 1,279 | 20.3 | 99t | 1 |
| Opponents | 68 | 1,406 | 20.7 | 50 | 0 |

| Field Goals | 1-19 | 20-29 | 30-39 | 40-49 | 50+ |
|------------------|------------|------------|------------|--------------|------------|
| Mike Lansford | 3-4 | 4-4 | 5-7 | 3-9 | 0-0 |
| Rams | 3-4 | 4-4 | 5-7 | 3-9 | 0-0 |
| Opponents | 1-1 | 9-9 | 3-5 | 10-11 | 1-5 |

Mike Lansford (41M, 41) (49M, 36B) (48M) (40) (35) (46, 24, 32) (48M, 32, 42M) (19) (40M) () () (30) (38, 18) (21) (19, 25, 19B) (30M, 24)

Opponents (26, 53, 40) (32M) (43, 36M, 18G) (52M, 40, 44) (27) (41) (42, 30) (22, 31) (44) (53M, 23) (42) (27) (48) (23, 63M, 31) (21, 23) (51M, 48M, 41, 24)

| Passing | Att. | Comp. | Yards | Pct. | Yds./Att. | TD | TD% | Int. | Int% | Long | Sack/Lost | Rating |
|------------------|------------|------------|--------------|-------------|-------------|-----------|------------|-----------|------------|------------|---------------|-------------|
| Jim Everett | 554 | 307 | 3,989 | 55.4 | 7.20 | 23 | 4.2 | 17 | 3.1 | 55t | 30/198 | 79.3 |
| Chuck Long | 5 | 1 | 4 | 20.0 | 0.80 | 0 | 0.0 | 0 | 0.0 | 4 | 0/0 | 39.6 |
| Buford McGee | 2 | 2 | 23 | 100.0 | 11.50 | 1 | 50.0 | 0 | 0.0 | 22t | 0/0 | 154.2 |
| Rams | 561 | 310 | 4,016 | 55.3 | 7.16 | 24 | 4.3 | 17 | 3.0 | 55t | 30/198 | 79.6 |
| Opponents | 501 | 296 | 3,942 | 59.1 | 7.87 | 30 | 6.0 | 12 | 2.4 | 71t | 30/180 | 94.1 |



1989 (11-5) 2nd, NFC West - John Robinson



| Date | W/L | Score | Opponent | Attend. |
|------------|-----|-------|-------------------------|----------|
| 9/10 | W | 31-21 | at Atlanta | (38,708) |
| 9/17 | W | 31-17 | Indianapolis | (63,995) |
| 9/24 | W | 41-38 | Green Bay | (57,701) |
| 10/1 | W | 13-12 | at San Francisco | (64,250) |
| 10/8 | W | 26-13 | Atlanta | (52,182) |
| 10/16 | L | 20-23 | at Buffalo | (76,231) |
| 10/22 | L | 21-40 | New Orleans | (57,567) |
| 10/29 | L | 10-20 | at Chicago | (65,506) |
| 11/5 | L | 21-23 | at Minnesota (OT) | (59,600) |
| 11/12 | W | 31-10 | New York Giants | (65,127) |
| 11/19 | W | 37-14 | Phoenix | (53,176) |
| 11/26 | W | 20-17 | at New Orleans (OT) | (64,274) |
| 12/3 | W | 35-31 | at Dallas | (46,100) |
| 12/11 | L | 27-30 | San Francisco | (67,959) |
| 12/17 | W | 38-14 | New York Jets | (53,063) |
| 12/24 | W | 24-20 | at New England | (27,940) |
| 12/31 | W | 21-7 | at Philadelphia* | (57,869) |
| 1/7/1990 | W | 19-13 | at New York Giants, OT^ | (76,325) |
| 1/14 /1990 | L | 3-30 | at San Francisco^^ | (64,769) |

Total Attendance
 * Denotes NFC Wild Card
 ^ Denotes NFC Divisional
 ^^ Denotes NFC Championship

| | Rams | OPP |
|---------------------------|----------------|----------------|
| First Downs | 321 | 306 |
| Rushing | 107 | 101 |
| Passing | 197 | 181 |
| Penalty | 17 | 24 |
| 3rd Down Efficiency | 87-215-40.5% | 81-215-37.7% |
| 4th Down Efficiency | 9-15-60.0% | 6-13-46.2% |
| Time of Poss. Avg. | 30:35 | 29:25 |
| Total Net Yards | 6,042 | 5,567 |
| Avg./Game | 377.6 | 347.9 |
| Total Plays | 1,027 | 1,023 |
| Avg./Play | 5.9 | 5.4 |
| Net Yards Rushing | 1,909 | 1,543 |
| Avg./Game | 119.3 | 96.4 |
| Total Rushes | 472 | 404 |
| Net Yards Passing | 4,133 | 4,024 |
| Avg./Game | 258.3 | 251.5 |
| Sacked-Yds. Lost | 32-236 | 42-278 |
| Gross Yards | 4,369 | 4,302 |
| Att-Comp-Int | 523-308-18 | 577-345-21 |
| Comp. % | 58.9 | 59.8 |
| Punts/Avg. | 74-38.3 | 81-41.5 |
| Net Avg. | 32.1 | 34.7 |
| Penalties/Yards | 102-823 | 93-798 |
| Fumbles/ Ball Lost | 26-11 | 38-15 |
| Touchdowns | 51 | 38 |
| Rushing | 19 | 13 |
| Passing | 29 | 24 |
| Returns | 3 | 1 |

| Score by Periods | 1 | 2 | 3 | 4 | OT | T |
|------------------|-----|-----|----|-----|----|-----|
| Rams | 122 | 124 | 61 | 116 | 3 | 426 |
| Opponents | 50 | 87 | 83 | 122 | 2 | 344 |

| Scoring | TD | Ru | Pa | Rt | PAT | FG | S | Pts. |
|------------------|-----------|-----------|-----------|----------|--------------|--------------|----------|------------|
| Mike Lansford | 0 | 0 | 0 | 0 | 51-51 | 23-30 | 0 | 120 |
| Greg Bell | 15 | 15 | 0 | 0 | 0-0 | 0-0 | 0 | 90 |
| Henry Ellard | 8 | 0 | 8 | 0 | 0-0 | 0-0 | 0 | 48 |
| Flipper Anderson | 5 | 0 | 5 | 0 | 0-0 | 0-0 | 0 | 30 |
| Damone Johnson | 5 | 0 | 5 | 0 | 0-0 | 0-0 | 0 | 30 |
| Buford McGee | 5 | 1 | 4 | 0 | 0-0 | 0-0 | 0 | 30 |
| Aaron Cox | 3 | 0 | 3 | 0 | 0-0 | 0-0 | 0 | 18 |
| Robert Delpino | 2 | 1 | 1 | 0 | 0-0 | 0-0 | 0 | 12 |
| Pete Holohan | 2 | 0 | 2 | 0 | 0-0 | 0-0 | 0 | 12 |
| Ron Brown | 1 | 0 | 1 | 0 | 0-0 | 0-0 | 0 | 6 |
| Jim Everett | 1 | 1 | 0 | 0 | 0-0 | 0-0 | 0 | 6 |
| Cleveland Gary | 1 | 1 | 0 | 0 | 0-0 | 0-0 | 0 | 6 |
| Jerry Gray | 1 | 0 | 0 | 1 | 0-0 | 0-0 | 0 | 6 |
| Vince Newsome | 1 | 0 | 0 | 1 | 0-0 | 0-0 | 0 | 6 |
| Micahel Stewart | 1 | 0 | 0 | 1 | 0-0 | 0-0 | 0 | 6 |
| Rams | 51 | 19 | 29 | 3 | 51-51 | 23-30 | 0 | 426 |
| Opponents | 38 | 13 | 24 | 1 | 36-38 | 26-29 | 1 | 344 |

Sacks: Kevin Greene 16.5, Mike Wilcher 5.0, Mike Piel 4.0, Brett Faryniarz 3.0, Doug Reed 3.0, Alvin Wright 3.0, George Bethune 2.0, Brian Smith 2.0, Fred Strickland 2.0, Shawn Miller 1.0, Mark Jerue 0.5
Rams: 42.0; Opponents 32.0

Usual Starters

| | | | |
|----|-----------------------|-----|----------------------|
| WR | Henry Ellard (12) | DE | Doug Reed (11) |
| LT | Irv Pankey (14) | NT | Alvin Wright (16) |
| LG | Tom Newberry (16) | DE | Mike Piel (6) |
| C | Doug Smith (16) | OLB | Mike Wilcher (16) |
| RG | Tony Slaton (15) | ILB | Frank Stams (12) |
| RT | Jackie Slater (16) | ILB | Mel Owens (10) |
| TE | Damone Johnson (16) | OLB | Kevin Greene (16) |
| WR | Flipper Anderson (13) | CB | Jerry Gray (16) |
| QB | Jim Everett (16) | CB | LeRoy Irvin (13) |
| FB | Buford McGee (13) | SS | Michael Stewart (15) |
| RB | Greg Bell (14) | FS | Vince Newsome (16) |

| Passing | Att. | Comp. | Yards | Pct. | Yards/Att. | TD | TD% | Int. | Int% | Long | Sack/Lost | Rating |
|------------------|------------|------------|--------------|-------------|-------------|-----------|------------|-----------|------------|------------|---------------|-------------|
| Jim Everett | 518 | 304 | 4,310 | 58.7 | 8.32 | 29 | 5.6 | 17 | 3.3 | 78t | 29/214 | 90.6 |
| Mark Herrmann | 5 | 4 | 59 | 80.0 | 11.80 | 0 | 0.0 | 1 | 20.0 | 23 | 3/22 | 76.3 |
| Rams | 523 | 308 | 4,369 | 58.9 | 8.35 | 29 | 5.5 | 18 | 3.4 | 78t | 32/236 | 90.1 |
| Opponents | 577 | 345 | 4,302 | 59.8 | 7.46 | 24 | 4.2 | 21 | 3.6 | 95t | 42/278 | 81.7 |

| Rushing | No. | Yards | Avg. | Long | TD |
|------------------|------------|--------------|------------|-----------|-----------|
| Greg Bell | 272 | 1,137 | 4.2 | 47 | 15 |
| Robert Delpino | 78 | 368 | 4.7 | 32t | 1 |
| Cleveland Gary | 37 | 163 | 4.4 | 18 | 1 |
| Buford McGee | 21 | 99 | 4.7 | 15 | 1 |
| Gaston Green | 26 | 73 | 2.8 | 9 | 0 |
| Jim Everett | 25 | 31 | 1.2 | 13t | 1 |
| Ron Brown | 6 | 27 | 4.5 | 12 | 0 |
| Henry Ellard | 2 | 10 | 5.0 | 6 | 0 |
| Pete Holohan | 1 | 3 | 3.0 | 3 | 0 |
| Dale Hatcher | 1 | 0 | 0.0 | 0 | 0 |
| Flipper Anderson | 1 | -1 | -1.0 | -1 | 0 |
| Mark Herrmann | 2 | -1 | -0.5 | 0 | 0 |
| Rams | 472 | 1,909 | 4.0 | 47 | 19 |
| Opponents | 404 | 1,543 | 3.8 | 40 | 13 |

| Receiving | No. | Yards | Avg. | Long | TD |
|------------------|------------|--------------|-------------|------------|-----------|
| Henry Ellard | 70 | 1,382 | 19.7 | 53 | 8 |
| Pete Holohan | 51 | 510 | 10.0 | 31 | 2 |
| Flipper Anderson | 44 | 1,146 | 26.0 | 78t | 5 |
| Buford McGee | 37 | 303 | 8.2 | 25 | 4 |
| Robert Delpino | 34 | 334 | 9.8 | 25 | 1 |
| Damone Johnson | 25 | 148 | 5.9 | 22 | 5 |
| Aaron Cox | 20 | 340 | 17.0 | 51t | 3 |
| Greg Bell | 19 | 85 | 4.5 | 14 | 0 |
| Ron Brown | 5 | 113 | 22.6 | 39t | 1 |
| Cleveland Gary | 2 | 13 | 6.5 | 8 | 0 |
| Gaston Green | 1 | -5 | -5.0 | -5 | 0 |
| Rams | 308 | 4,369 | 14.2 | 78t | 29 |
| Opponents | 345 | 4,302 | 12.5 | 95t | 24 |

| Interceptions | No. | Yards | Avg. | Long | TD |
|------------------|-----------|------------|-------------|------------|----------|
| Jerry Gray | 6 | 48 | 8.0 | 27t | 1 |
| LeRoy Irvin | 3 | 43 | 14.3 | 18 | 0 |
| Micahel Stewart | 2 | 76 | 38.0 | 41t | 1 |
| Fred Strickland | 2 | 56 | 28.0 | 29 | 0 |
| Cliff Hicks | 2 | 27 | 13.5 | 27 | 0 |
| Vince Newsome | 1 | 81 | 81.0 | 81t | 1 |
| Frank Stams | 1 | 20 | 20.0 | 20 | 0 |
| Darryl Henley | 1 | 10 | 10.0 | 10 | 0 |
| Mel Owens | 1 | 4 | 4.0 | 4 | 0 |
| Mike Wilcher | 1 | 4 | 4.0 | 4 | 0 |
| Shawn Miller | 1 | 3 | 3.0 | 3 | 0 |
| Rams | 21 | 372 | 17.7 | 81t | 3 |
| Opponents | 18 | 207 | 11.5 | 42 | 0 |

| Punting | No. | Yards | Avg. | TB | In20 | Long | Bk. |
|------------------|-----------|--------------|-------------|-----------|-----------|-----------|----------|
| Dale Hatcher | 74 | 2,834 | 38.3 | 7 | 15 | 54 | 1 |
| Rams | 74 | 2,834 | 38.3 | 7 | 15 | 54 | 1 |
| Opponents | 81 | 3,364 | 41.5 | 11 | 13 | 57 | 0 |

| Punt Returns | No. | FC | Yards | Avg. | Long | TD |
|------------------|-----------|-----------|------------|------------|------------|----------|
| Darryl Henley | 29 | 19 | 273 | 9.4 | 25 | 0 |
| Cliff Hicks | 4 | 3 | 39 | 9.8 | 15 | 0 |
| Henry Ellard | 2 | 0 | 20 | 10.0 | 10 | 0 |
| LeRoy Irvin | 1 | 2 | 7 | 7.0 | 7 | 0 |
| Rams | 35 | 24 | 332 | 9.5 | 25 | 0 |
| Opponents | 34 | 20 | 315 | 9.3 | 68t | 1 |

| Kickoff Returns | No. | Yards | Avg. | Long | TD |
|------------------|-----------|--------------|-------------|-----------|----------|
| Ron Brown | 47 | 968 | 20.6 | 74 | 0 |
| Robert Delpino | 17 | 334 | 19.6 | 30 | 0 |
| Mike McDonald | 2 | 22 | 11.0 | 12 | 0 |
| Cleveland Gary | 1 | 4 | 4.0 | 4 | 0 |
| Rams | 67 | 1,328 | 19.8 | 74 | 0 |
| Opponents | 84 | 1,633 | 19.4 | 47 | 0 |

| Field Goals | 1-19 | 20-29 | 30-39 | 40-49 | 50+ |
|------------------|------|-------|-------|-------|-----|
| Mike Lansford | 1-1 | 7-8 | 7-7 | 8-10 | 0-4 |
| Rams | 1-1 | 7-8 | 7-7 | 8-10 | 0-4 |
| Opponents | 3-3 | 8-8 | 6-6 | 9-11 | 0-1 |

Mike Lansford (23, 43M) (40) (39, 45) (40, 50M, 26) (48, 35, 27, 42) (34, 36) () (45) (47M) (44) (27, 23, 40) (32, 22M, 52M, 31) () (25, 22) (37) (19, 50M, 50M)

Opponents (43M) (19) (43) (26, 32, 41, 42M, 17) () (38, 47, 40) (39, 27) (35, 46) (20, 24, 22, 25, 29, 36, 40) (22) () (36) (47) (19, 54M) () (44, 48)



1988 (10-6) 2nd, NFC West - John Robinson



| Date | W/L | Score | Opponent | Attend. |
|-------|-----|-------|------------------------|----------|
| 9/4 | W | 34-7 | at Green Bay | (53,769) |
| 9/11 | W | 17-10 | Detroit | (46,262) |
| 9/18 | W | 22-17 | at Los Angeles Raiders | (84,870) |
| 9/25 | W | 45-31 | at New York Giants | (75,617) |
| 10/2 | L | 27-45 | Phoenix | (49,830) |
| 10/9 | W | 33-0 | at Atlanta | (30,852) |
| 10/16 | L | 21-24 | San Francisco | (65,450) |
| 10/23 | W | 31-10 | Seattle | (57,033) |
| 10/30 | W | 12-10 | at New Orleans | (68,238) |
| 11/6 | L | 24-30 | at Philadelphia | (65,624) |
| 11/13 | L | 10-14 | New Orleans | (63,305) |
| 11/20 | L | 24-38 | San Diego | (45,462) |
| 11/27 | L | 24-35 | at Denver | (74,141) |
| 12/5 | W | 23-3 | Chicago | (65,579) |
| 12/11 | W | 22-7 | Atlanta | (42,828) |
| 12/18 | W | 38-16 | at San Francisco | (62,444) |
| 12/26 | L | 17-28 | at Minnesota^ | (57,666) |

Total Attendance

* Denotes NFC Wild Card

| | Rams | OPP |
|---------------------------|----------------|----------------|
| First Downs | 333 | 289 |
| Rushing | 114 | 100 |
| Passing | 203 | 166 |
| Penalty | 16 | 23 |
| 3rd Down Efficiency | 83-209-39.7% | 77-226-34.1% |
| 4th Down Efficiency | 4-8-50.0% | 11-16-68.8% |
| Time of Poss. Avg. | 31:09 | 28:51 |
| Total Net Yards | 5,808 | 4,986 |
| Avg./Game | 363.0 | 311.6 |
| Total Plays | 1,057 | 1,041 |
| Avg./Play | 5.5 | 4.8 |
| Net Yards Rushing | 2,003 | 1,686 |
| Avg./Game | 125.2 | 105.4 |
| Total Rushes | 507 | 414 |
| Net Yards Passing | 3,805 | 3,300 |
| Avg./Game | 237.8 | 206.3 |
| Sacked-Yds. Lost | 28-197 | 56-394 |
| Gross Yards | 4,002 | 3,694 |
| Att-Comp-Int | 522-312-18 | 571-307-22 |
| Comp. % | 59.8 | 53.8 |
| Punts/Avg. | 76-39.5 | 93-39.9 |
| Net Avg. | 34.2 | 33.9 |
| Penalties/Yards | 78-587 | 111-937 |
| Fumbles/ Ball Lost | 28-16 | 36-15 |
| Touchdowns | 48 | 35 |
| Rushing | 16 | 12 |
| Passing | 31 | 17 |
| Returns | 1 | 6 |

| Score by Periods | 1 | 2 | 3 | 4 | T |
|------------------|----|-----|----|----|-----|
| Rams | 81 | 146 | 92 | 88 | 407 |
| Opponents | 37 | 94 | 76 | 86 | 293 |

| Scoring | TD | Ru | Pa | Rt | PAT | FG | S | Pts. |
|------------------|-----------|-----------|-----------|----------|--------------|--------------|----------|------------|
| Mike Lansford | 0 | 0 | 0 | 0 | 45-48 | 24-32 | 0 | 117 |
| Greg Bell | 18 | 16 | 2 | 0 | 0-0 | 0-0 | 0 | 108 |
| Henry Ellard | 10 | 0 | 10 | 0 | 0-0 | 0-0 | 0 | 60 |
| Damone Johnson | 6 | 0 | 6 | 0 | 0-0 | 0-0 | 0 | 36 |
| Aaron Cox | 5 | 0 | 5 | 0 | 0-0 | 0-0 | 0 | 30 |
| Pete Holohan | 3 | 0 | 3 | 0 | 0-0 | 0-0 | 0 | 18 |
| Buford McGee | 3 | 0 | 3 | 0 | 0-0 | 0-0 | 0 | 18 |
| Robery Delpino | 2 | 0 | 2 | 0 | 0-0 | 0-0 | 0 | 12 |
| Jerry Gray | 1 | 0 | 0 | 1 | 0-0 | 0-0 | 0 | 6 |
| Kevin Greene | 0 | 0 | 0 | 0 | 0-0 | 0-0 | 2 | 2 |
| Rams | 48 | 16 | 31 | 1 | 45-48 | 24-32 | 1 | 407 |
| Opponents | 35 | 12 | 17 | 6 | 35-35 | 16-23 | 0 | 293 |

Sacks: Kevin Greene 16.5, Gary Jeter 11.5, Mike Wilcher 7.5, Mel Owens 5.0, Shawn Miller 4.0, Fred Strickland 4.0, Alvin Wright 2.0, Doug Reed 1.0, Michael Stewart 1.0, Brett Faryniarz 1.0, Greg Meisner 1.0, Fred Stokes 1.0, LeRoy Irvin 0.5.

Rams: 56.0; Opponents 28.0

Usual Starters

| | | | |
|----|---------------------|-----|----------------------|
| WR | Henry Ellard (16) | DE | Doug Reed (16) |
| LT | Irv Pankey (16) | NT | Alvin Wright (16) |
| LG | Tom Newberry (16) | DE | Shawn Miller (16) |
| C | Doug Smith (16) | OLB | Mike Wilcher (15) |
| RG | Duval Love(15) | ILB | Mark Jerue (12) |
| RT | Jackie Slater (12) | ILB | Carl Ekern (16) |
| TE | Damone Johnson (16) | OLB | Kevin Greene (14) |
| WR | Aaron Cox (15) | CB | Jerry Gray (16) |
| QB | Jim Everett (16) | CB | LeRoy Irvin (16) |
| FB | Buford McGee (12) | SS | Michael Stewart (10) |
| RB | Greg Bell (13) | FS | Johnnie Johnson (16) |

| Passing | Att. | Comp. | Yards | Pct. | Yards/Att. |
|------------------|------------|------------|--------------|-------------|-------------|
| Jim Everett | 517 | 308 | 3,964 | 59.6 | 7.67 |
| Mark Hermann | 5 | 4 | 38 | 80.0 | 7.60 |
| Rams | 522 | 312 | 4,002 | 59.8 | 7.67 |
| Opponents | 571 | 307 | 3,694 | 53.8 | 6.47 |

| Rushing | No. | Yards | Avg. | Long | TD |
|------------------|------------|--------------|------------|------------|-----------|
| Greg Bell | 288 | 1,212 | 4.2 | 44 | 16 |
| Charles White | 88 | 323 | 3.7 | 13 | 0 |
| Robert Delpino | 34 | 147 | 4.3 | 13 | 0 |
| Gaston Green | 35 | 117 | 3.3 | 13 | 0 |
| Jim Everett | 34 | 104 | 3.1 | 19 | 0 |
| Buford McGee | 22 | 69 | 3.1 | 12 | 0 |
| Ron Brown | 3 | 24 | 8.0 | 13 | 0 |
| Henry Ellard | 1 | 7 | 7.0 | 7 | 0 |
| Mike Guman | 1 | 1 | 1.0 | 1 | 0 |
| Mark Herrmann | 1 | -1 | -1.0 | -1 | 0 |
| Rams | 507 | 2,003 | 4.0 | 44 | 16 |
| Opponents | 414 | 1,686 | 4.1 | 46t | 12 |

| Receiving | No. | Yards | Avg. | Long | TD |
|------------------|------------|--------------|-------------|------------|-----------|
| Henry Ellard | 86 | 1,414 | 16.4 | 68 | 10 |
| Pete Holohan | 59 | 640 | 10.8 | 29 | 3 |
| Damone Johnson | 42 | 350 | 8.3 | 23 | 6 |
| Robert Delpino | 30 | 312 | 10.4 | 38 | 2 |
| Aaron Cox | 28 | 590 | 21.1 | 69t | 5 |
| Greg Bell | 24 | 124 | 5.2 | 20 | 2 |
| Buford McGee | 16 | 117 | 7.3 | 16 | 3 |
| Flipper Anderson | 11 | 319 | 29.0 | 56 | 0 |
| Gaston Green | 6 | 57 | 9.5 | 19 | 0 |
| Charles White | 6 | 36 | 6.0 | 18 | 0 |
| Mike Young | 2 | 27 | 13.5 | 18 | 0 |
| Ron Brown | 2 | 16 | 8.0 | 10 | 0 |
| Rams | 312 | 4,002 | 12.8 | 69t | 31 |
| Opponents | 307 | 3,694 | 12.0 | 59 | 17 |

| Interceptions | No. | Yards | Avg. | Long | TD |
|------------------|-----------|------------|-------------|------------|----------|
| Johnnie Johnson | 4 | 18 | 4.5 | 11 | 0 |
| Jerry Gray | 3 | 83 | 27.7 | 47t | 1 |
| LeRoy Irvin | 3 | 25 | 8.3 | 22 | 0 |
| Michael Stewart | 2 | 61 | 30.5 | 43 | 0 |
| Anthony Newman | 2 | 27 | 13.5 | 27 | 0 |
| Larry Kelm | 2 | 15 | 7.5 | 9 | 0 |
| Greg Meisner | 1 | 20 | 20.0 | 20 | 0 |
| Mel Owens | 1 | 11 | 11.0 | 11 | 0 |
| Kevin Greene | 1 | 10 | 10.0 | 10 | 0 |
| James Washington | 1 | 7 | 7.0 | 7 | 0 |
| Mickey Sutton | 1 | 1 | 1.0 | 1 | 0 |
| Mark Jerue | 1 | 0 | 0.0 | 0 | 0 |
| Vince Newsome | 0 | 3 | --- | 3 | 0 |
| Rams | 22 | 281 | 12.8 | 47t | 1 |
| Opponents | 18 | 138 | 7.7 | 34 | 1 |

| Punting | No. | Yards | Avg. | TB | In20 | Long | Blk. |
|------------------|-----------|--------------|-------------|-----------|-----------|-----------|----------|
| Dale Hatcher | 36 | 1,424 | 39.6 | 1 | 13 | 54 | 0 |
| Rich Camarillo | 40 | 1,579 | 39.5 | 2 | 11 | 57 | 0 |
| Rams | 76 | 3,003 | 39.5 | 3 | 24 | 57 | 0 |
| Opponents | 93 | 3,714 | 39.9 | 12 | 21 | 61 | 1 |

| Punt Returns | No. | FC | Yards | Avg. | Long | TD |
|------------------|-----------|-----------|------------|------------|-----------|----------|
| Cliff Hicks | 25 | 0 | 144 | 5.8 | 13 | 0 |
| Henry Ellard | 17 | 3 | 119 | 7.0 | 34 | 0 |
| Mickey Sutton | 3 | 6 | 52 | 17.3 | 46 | 0 |
| Johnnie Johnson | 2 | 1 | 4 | 2.0 | 4 | 0 |
| Jerry Gray | 1 | 0 | 1 | 1.0 | 1 | 0 |
| LeRoy Irvin | 1 | 1 | 2 | 2.0 | 2 | 0 |
| Rams | 49 | 11 | 322 | 6.6 | 46 | 0 |
| Opponents | 43 | 21 | 347 | 8.1 | 30 | 0 |

| Kickoff Returns | No. | Yards | Avg. | Long | TD |
|------------------|-----------|--------------|-------------|------------|----------|
| Ron Brown | 19 | 401 | 21.1 | 73 | 0 |
| Gaston Green | 17 | 345 | 20.3 | 44 | 0 |
| Robert Delpino | 14 | 333 | 23.8 | 38 | 0 |
| Mike McDonald | 3 | 34 | 11.3 | 22 | 0 |
| Mickey Sutton | 2 | 41 | 20.5 | 25 | 0 |
| Charles White | 2 | 37 | 18.5 | 23 | 0 |
| Buford McGee | 1 | 0 | 0.0 | 0 | 0 |
| Michael Stewart | 1 | 0 | 0.0 | 0 | 0 |
| Rams | 59 | 1,191 | 20.2 | 73 | 0 |
| Opponents | 81 | 1,563 | 19.3 | 93t | 1 |

| Field Goals | 1-19 | 20-29 | 30-39 | 40-49 | 50+ |
|------------------|------------|-------------|-------------|------------|------------|
| Mike Lansford | 1-1 | 9-12 | 8-10 | 6-8 | 0-1 |
| Rams | 1-1 | 9-12 | 8-10 | 6-8 | 0-1 |
| Opponents | 0-0 | 3-3 | 7-10 | 4-7 | 2-3 |

Mike Lansford (52M, 33, 29) (46) (37, 46) (31M, 41) (25M) (40, 25) () (39, 43M) (37, 27M, 18, 47, 30) (22, 44M) (23) (20) (23, 28M, 34M) (25, 27, 22) (35, 36, 32) (49)

Opponents () (30) (30M, 49M, 29) (34) (43, 51) () (40, 47M) (33M, 33) (33) (23, 50, 40) (52M) (38) (46M) (39) (34M) (23, 46, 36)

| TD | TD% | Int. | Int% | Long | Sack/Lost | Rating |
|-----------|------------|-----------|------------|------------|---------------|-------------|
| 31 | 6.0 | 18 | 3.5 | 69t | 28/197 | 89.2 |
| 0 | 0.0 | 0 | 0.0 | 15 | 0/0 | 98.3 |
| 31 | 5.9 | 18 | 3.4 | 69t | 28/197 | 89.3 |
| 17 | 3.0 | 22 | 3.9 | 59 | 56/394 | 67.7 |



1987 (6-9) 3rd, NFC West - John Robinson



| Date | W/L | Score | Opponent | Attend. |
|------------------|-----|-------|------------------|-----------|
| 9/13 | L | 16-20 | at Houston | (33,186) |
| 9/20 | L | 16-21 | Minnesota | (63,567) |
| 10/4 | L | 10-37 | at New Orleans | (29,745) |
| 10/11 | W | 31-21 | Pittsburgh | (20,218) |
| 10/18 | L | 20-24 | at Atlanta | (15,813) |
| 10/26 | L | 17-30 | at Cleveland | (76,933) |
| 11/1 | L | 10-31 | San Francisco | (55,328) |
| 11/8 | L | 14-31 | New Orleans | (43,379) |
| 11/15 | W | 27-24 | at St. Louis | (27,730) |
| 11/23 | W | 30-26 | at Washington | (53,614) |
| 11/29 | W | 35-3 | Tampa Bay | (45,188) |
| 12/6 | W | 37-16 | at Detroit | (33,412) |
| 12/13 | W | 33-0 | Atlanta | (43,310) |
| 12/21 | L | 21-29 | Dallas | (60,700) |
| 12/27 | L | 0-48 | at San Francisco | (57,950) |
| Total Attendance | | | | (660,073) |

| | Rams | OPP |
|---------------------------|----------------|----------------|
| First Downs | 276 | 279 |
| Rushing | 118 | 95 |
| Passing | 136 | 162 |
| Penalty | 22 | 22 |
| 3rd Down Eff. | 75-204-36.7% | 77-203-37.9% |
| 4th Down Eff. | 4-17-23.5% | 3-8-37.5% |
| Time of Poss. Avg. | 29:59 | 30:01 |
| Total Net Yards | 4,651 | 5,121 |
| Avg./Game | 310.1 | 341.4 |
| Total Plays | 957 | 961 |
| Avg./Play | 4.9 | 5.3 |
| Net Yards Rushing | 2,097 | 1,732 |
| Avg./Game | 139.8 | 115.5 |
| Total Rushes | 512 | 419 |
| Net Yards Passing | 2,554 | 3,389 |
| Avg./Game | 170.3 | 225.9 |
| Sacked-Yds. Lost | 25-196 | 38-304 |
| Gross Yards | 2,750 | 3,693 |
| Att-Comp-Int | 420-220-18 | 504-281-16 |
| Comp. % | 52.4 | 55.8 |
| Punts/Avg. | 77-40.8 | 83-37.3 |
| Net Avg. | 35.6 | 33.2 |
| Penalties/Yards | 91-677 | 100-888 |
| Fumbles/ Ball Lost | 26-15 | 28-11 |
| Touchdowns | 38 | 43 |
| Rushing | 15 | 8 |
| Passing | 16 | 31 |
| Returns | 7 | 4 |

| Score by Periods | 1 | 2 | 3 | 4 | T |
|------------------|----|-----|----|----|-----|
| Rams | 77 | 92 | 88 | 60 | 317 |
| Opponents | 79 | 132 | 57 | 93 | 361 |

| Scoring | TD | Ru | Pa | Rt | PAT | FG | S | Pts. |
|------------------|-----------|-----------|-----------|----------|--------------|--------------|----------|------------|
| Mike Lansford | 0 | 0 | 0 | 0 | 36-38 | 17-21 | 0 | 87 |
| Charles White | 11 | 11 | 0 | 0 | 0-0 | 0-0 | 0 | 66 |
| Ron Brown | 3 | 0 | 2 | 1 | 0-0 | 0-0 | 0 | 18 |
| Henry Ellard | 3 | 0 | 3 | 0 | 0-0 | 0-0 | 0 | 18 |
| Damone Johnson | 2 | 0 | 2 | 0 | 0-0 | 0-0 | 0 | 12 |
| Jon Francis | 2 | 0 | 2 | 0 | 0-0 | 0-0 | 0 | 12 |
| LeRoy Irvin | 1 | 0 | 0 | 1 | 0-0 | 0-0 | 0 | 6 |
| Jerry Gray | 1 | 0 | 0 | 1 | 0-0 | 0-0 | 0 | 6 |
| Mike Guman | 1 | 1 | 0 | 0 | 0-0 | 0-0 | 0 | 6 |
| Kevin Greene | 1 | 0 | 1 | 0 | 0-0 | 0-0 | 0 | 6 |
| Greg Bell | 1 | 0 | 1 | 0 | 0-0 | 0-0 | 0 | 6 |
| Mike Wilcher | 1 | 0 | 0 | 1 | 0-0 | 0-0 | 0 | 6 |
| Mike Young | 1 | 0 | 1 | 0 | 0-0 | 0-0 | 0 | 6 |
| Kim Everett | 1 | 1 | 0 | 0 | 0-0 | 0-0 | 0 | 6 |
| Buford McGee | 1 | 1 | 0 | 0 | 0-0 | 0-0 | 0 | 6 |
| Kevin House | 1 | 0 | 1 | 0 | 0-0 | 0-0 | 0 | 6 |
| Johnnie Johnson | 1 | 0 | 0 | 1 | 0-0 | 0-0 | 0 | 6 |
| Michael Stewart | 0 | 0 | 0 | 0 | 0-0 | 0-0 | 2 | 2 |
| Others | 6 | 1 | 4 | 1 | 0-0 | 0-0 | 0 | 36 |
| Rams | 38 | 15 | 16 | 7 | 36-38 | 17-21 | 1 | 317 |
| Opponents | 43 | 7 | 26 | 3 | 40-43 | 21-24 | 0 | 361 |

Sacks: Gary Jeter 7.0, Kevin Greene 6.5, Shawn Miller 6.0, Mike Wilcher 5.0, Greg Meisner 3.0, Doug Reed 2.0, Alvin Wright 2.0, Nolan Cromwell 1.0, Kyle Borland 1.0, Jim Collins 1.0, Dennis Edwards 1.0, Mel Owens 1.0, Fred Stokes 0.5
RAMS: 38.0; Opponents 25.0

Usual Starters

| | | | |
|----|--------------------|-----|--------------------|
| WR | Henry Ellard (12) | DE | Doug Reed (12) |
| LT | Irv Pankey (12) | NT | Greg Meisner (15) |
| LG | Tom Newberry (12) | DE | Reggoe Doss (9) |
| C | Doug Smith (12) | OLB | Mike Wilcher (12) |
| RG | Dennis Harrah (8) | ILB | Jim Collins (15) |
| RT | Jackie Slater (12) | ILB | Carl Ekern (11) |
| TE | David Hill (12) | OLB | Mel Owens (12) |
| WR | Ron Brown (9) | CB | Jerry Gray (12) |
| QB | Jim Everett (11) | CB | LeRoy Irvin (9) |
| FB | Mike Guman (7) | SS | Vince Newsome (8) |
| RB | Charles White (12) | FS | Nolan Cromwell (8) |

| Rushing | No. | Yards | Avg. | Long | TD |
|------------------|------------|--------------|------------|-----------|-----------|
| Charles White | 324 | 1,374 | 4.2 | 58 | 11 |
| Eric Dickerson | 60 | 277 | 4.6 | 57 | 1 |
| Jon Francis | 35 | 138 | 3.9 | 23 | 0 |
| Mike Guman | 36 | 98 | 2.7 | 7 | 1 |
| Jim Everett | 18 | 83 | 4.6 | 16 | 1 |
| Tim Tyrrell | 11 | 44 | 4.0 | 13 | 0 |
| Greg Bell | 8 | 26 | 3.3 | 13 | 0 |
| Ron Brown | 2 | 22 | 11.0 | 11 | 0 |
| Donald Evans | 3 | 10 | 3.3 | 5 | 0 |
| Buford McGee | 3 | 6 | 2.0 | 2t | 1 |
| Alonzo Williams | 2 | 9 | 4.5 | 7 | 0 |
| Bernard Quarles | 1 | 8 | 8.0 | 8 | 0 |
| Henry Ellard | 1 | 4 | 4.0 | 4 | 0 |
| Cullen Bryant | 1 | 2 | 2.0 | 2 | 0 |
| Steve Dils | 7 | -4 | -0.6 | 5 | 0 |
| Rams | 512 | 2,097 | 4.1 | 58 | 15 |
| Opponents | 419 | 1,732 | 4.1 | 46 | 8 |

| Receiving | No. | Yards | Avg. | Long | TD |
|------------------|------------|--------------|-------------|------------|-----------|
| Henry Ellard | 51 | 799 | 15.7 | 81t | 3 |
| Ron Brown | 26 | 521 | 20.0 | 52 | 2 |
| Charles White | 23 | 121 | 5.3 | 20 | 0 |
| Mike Guman | 22 | 263 | 12.0 | 33 | 0 |
| Damone Johnson | 21 | 198 | 9.4 | 20 | 2 |
| David Hill | 11 | 105 | 9.5 | 24 | 0 |
| Stavey Mobley | 8 | 107 | 13.4 | 40t | 1 |
| Jon Francis | 8 | 38 | 4.8 | 7 | 2 |
| Buford McGee | 7 | 40 | 5.7 | 12 | 0 |
| Malcolm Moore | 6 | 107 | 17.8 | 26 | 1 |
| Kevin House | 6 | 63 | 10.5 | 15t | 1 |
| Tim Tyrrell | 6 | 59 | 9.8 | 16 | 0 |
| Greg Bell | 5 | 59 | 11.8 | 32t | 1 |
| Eric Dickerson | 5 | 38 | 7.6 | 13 | 0 |
| Mike Young | 4 | 56 | 14.0 | 26 | 1 |
| James McDonald | 4 | 31 | 7.8 | 13 | 2 |
| Phil Smith | 3 | 95 | 31.7 | 51 | 0 |
| Greg Baty | 3 | 37 | 12.3 | 20 | 0 |
| Bernard Henry | 1 | 13 | 13.0 | 13 | 0 |
| Rams | 220 | 2,750 | 12.5 | 81t | 16 |
| Opponents | 281 | 3,693 | 13.1 | 82t | 31 |

| Interceptions | No. | Yards | Avg. | Long | TD |
|------------------|-----------|------------|-------------|-----------|----------|
| LeRoy Irvin | 2 | 47 | 23.5 | 47t | 1 |
| Jerry Gray | 2 | 35 | 17.5 | 35 | 0 |
| Nolan Cromwell | 2 | 28 | 14.0 | 28 | 0 |
| Holbert Johnson | 1 | 49 | 49.0 | 49 | 0 |
| Kirby Jackson | 1 | 36 | 36.0 | 36 | 0 |
| Greg Williamson | 1 | 28 | 28.0 | 28 | 0 |
| Mel Owens | 1 | 26 | 26.0 | 26 | 0 |
| Kevin Greene | 1 | 25 | 25.0 | 25t | 1 |
| Mike Wilcher | 1 | 11 | 11.0 | 11 | 0 |
| Cliff Hicks | 1 | 9 | 9.0 | 9 | 0 |
| Carl Ekern | 1 | 7 | 7.0 | 7 | 0 |
| Mickey Sutton | 1 | 4 | 4.0 | 4 | 0 |
| Johnnie Johnson | 1 | 0 | 0.0 | 0 | 0 |
| Rams | 16 | 305 | 19.1 | 49 | 2 |
| Opponents | 18 | 226 | 12.6 | 68 | 1 |

| Punting | No. | Yards | Avg. | TB | In20 | Long | Bk. |
|------------------|-----------|--------------|-------------|----------|-----------|-----------|----------|
| Dale Hatcher | 76 | 3,140 | 41.3 | 4 | 19 | 62 | 2 |
| Rams | 76 | 3,140 | 40.8 | 4 | 19 | 62 | 2 |
| Opponents | 83 | 3,097 | 37.3 | 5 | 21 | 56 | 4 |

| Punt Returns | No. | FC | Yards | Avg. | Long | TD |
|------------------|-----------|-----------|------------|------------|-----------|----------|
| Henry Ellard | 15 | 6 | 107 | 7.1 | 29 | 0 |
| Cliff Hicks | 13 | 1 | 110 | 8.5 | 26 | 0 |
| Craig Rutledge | 3 | 0 | 10 | 3.3 | 7 | 0 |
| Phil Smith | 2 | 0 | 5 | 2.5 | 5 | 0 |
| Stavey Mobley | 1 | 0 | 12 | 12.0 | 12 | 0 |
| Johnnie Johnson | 1 | 0 | 5 | 5.0 | 5 | 0 |
| LeRoy Irvin | 1 | 0 | 0 | 0.0 | 0 | 0 |
| Mickey Sutton | 0 | 2 | 0 | 0.0 | 0 | 0 |
| Sam Johnson | 4 | 1 | -4 | -1.0 | 5 | 0 |
| Rams | 40 | 10 | 245 | 6.1 | 29 | 0 |
| Opponents | 43 | 10 | 317 | 7.4 | 48 | 0 |

| Kickoff Returns | No. | Yards | Avg. | Long | TD |
|------------------|-----------|--------------|-------------|------------|----------|
| Ron Brown | 27 | 581 | 21.5 | 95t | 1 |
| Casey Tiumalu | 8 | 158 | 19.8 | 25 | 0 |
| Tim Tyrrell | 6 | 116 | 19.3 | 30 | 0 |
| Johnnie Johnson | 4 | 119 | 29.8 | 53 | 0 |
| Charles White | 3 | 73 | 24.3 | 26 | 0 |
| Mickey Sutton | 2 | 37 | 18.5 | 19 | 0 |
| Mike McDonald | 3 | 31 | 10.3 | 15 | 0 |
| Mike Guman | 2 | 18 | 9.0 | 12 | 0 |
| Richard Brown | 1 | 15 | 15.0 | 15 | 0 |
| Tom Cox | 1 | 12 | 12.0 | 12 | 0 |
| Henry Ellard | 1 | 8 | 8.0 | 8 | 0 |
| Rams | 63 | 1,282 | 20.3 | 95t | 1 |
| Opponents | 57 | 1,112 | 19.5 | 71 | 0 |

| Field Goals | 1-19 | 20-29 | 30-39 | 40-49 | 50+ |
|------------------|------------|------------|------------|------------|------------|
| Mike Lansford | 1-1 | 6-6 | 3-4 | 7-9 | 0-1 |
| Rams | 1-1 | 6-6 | 3-4 | 7-9 | 0-1 |
| Opponents | 1-1 | 6-6 | 6-7 | 7-9 | 1-1 |

Lansford (28,44,47) (27) (37) (50M, 39) (40, 40) (27) (22) () (28, 20) (37) (33B) (48,47,48) (18, 41M) (47) ()

Opponents (44,19) () (27) (32M) (35) (23, 48, 41, 47M) (22) (32) (44) (22, 29) (33) (53, 36, 39, 44M) () (24, 42, 44, 47, 37) ()

| Passing | Att. | Comp. | Yards | Pct. | Yards/Att. |
|------------------|------------|------------|--------------|-------------|-------------|
| Jim Everett | 302 | 162 | 2,064 | 53.6 | 6.83 |
| Steve Dils | 114 | 56 | 646 | 49.1 | 5.67 |
| Hugh Millen | 1 | 1 | 0 | 100.0 | 0.00 |
| Bernard Quarles | 3 | 1 | 40 | 33.3 | 13.33 |
| Rams | 420 | 220 | 2,750 | 52.4 | 6.55 |
| Opponents | 504 | 281 | 3,693 | 55.8 | 7.33 |

| TD | TD% | Int. | Int% | Long | Sack/Lost | Rating |
|-----------|------------|-----------|------------|------------|---------------|-------------|
| 10 | 3.3 | 13 | 4.3 | 81t | 17/139 | 68.4 |
| 5 | 4.4 | 4 | 3.5 | 51 | 7/51 | 66.6 |
| 0 | 0.0 | 0 | 0.0 | 0 | 1/6 | 79.2 |
| 1 | 33.3 | 1 | 33.3 | 40t | 0/0 | 81.9 |
| 16 | 3.8 | 18 | 4.3 | 81t | 25/196 | 67.9 |
| 31 | 6.2 | 16 | 3.2 | 82t | 38/304 | 86.4 |



1986 (10-6) 2nd, NFC West - John Robinson



| Date | W/L | Score | Opponent | Attend. |
|------------------|-----|-------|------------------|-------------|
| 9/7 | W | 16-10 | at St. Louis | (40,347) |
| 9/14 | W | 16-13 | San Francisco | (65,195) |
| 9/21 | W | 24-7 | at Indianapolis | (59,012) |
| 9/28 | L | 20-34 | at Philadelphia | (65,646) |
| 10/5 | W | 26-20 | Tampa Bay (OT) | (50,585) |
| 10/12 | L | 14-26 | at Atlanta | (51,662) |
| 10/19 | W | 14-10 | Detroit | (50,992) |
| 10/26 | W | 14-7 | Atlanta | (56,993) |
| 11/3 | W | 20-17 | at Chicago | (64,877) |
| 11/9 | L | 0-6 | at New Orleans | (62,352) |
| 11/16 | L | 28-30 | New England | (64,339) |
| 11/23 | W | 26-13 | New Orleans | (58,600) |
| 11/30 | W | 17-3 | at New York Jets | (76,891) |
| 12/7 | W | 29-10 | Dalals | (64,949) |
| 12/14 | L | 31-37 | Miami (OT) | (62,629) |
| 12/19 | L | 14-24 | at San Francisco | (60,366) |
| 12/28 | L | 7-19 | at Washington* | (54,180) |
| Total Attendance | | | | (1,009,615) |

* Denotes NFC Wild Card

| | Rams | OPP |
|---------------------------|----------------|----------------|
| First Downs | 269 | 272 |
| Rushing | 139 | 93 |
| Passing | 105 | 169 |
| Penalty | 25 | 10 |
| 3rd Down Efficiency | 74-222-33.3% | 70-226-30.9% |
| 4th Down Efficiency | 3-8-37.5% | 8-17-47.1% |
| Total Net Yards | 4,653 | 4,871 |
| Avg./Game | 290.8 | 304.4 |
| Total Plays | 1008 | 1,038 |
| Avg./Play | 4.6 | 4.7 |
| Net Yards Rushing | 2,457 | 1,681 |
| Avg./Game | 153.6 | 105.1 |
| Total Rushes | 578 | 460 |
| Net Yards Passing | 2,196 | 3,190 |
| Avg./Game | 137.3 | 199.4 |
| Sacked-Yds. Lost | 27-184 | 39-292 |
| Gross Yards | 2,380 | 3,482 |
| Att-Comp-Int | 403-194-15 | 539-313-28 |
| Comp. % | 48.1 | 58.1 |
| Punts/Avg. | 98-38.2 | 96-41.4 |
| Net Avg. | 32.9 | 36.2 |
| Penalties/Yards | 84-603 | 92-804 |
| Fumbles/ Ball Lost | 39-22 | 25-15 |
| Touchdowns | 37 | 28 |
| Rushing | 16 | 9 |
| Passing | 15 | 17 |
| Returns | 6 | 2 |

| Score by Periods | 1 | 2 | 3 | 4 | OT | T |
|------------------|----|----|----|----|----|-----|
| Rams | 59 | 98 | 72 | 74 | 6 | 309 |
| Opponents | 46 | 87 | 72 | 56 | 6 | 267 |

| Scoring | TD | Ru | Pa | Rt | PAT | FG | S | Pts. |
|------------------|-----------|-----------|-----------|----------|--------------|--------------|----------|------------|
| Mike Lansford | 0 | 0 | 0 | 0 | 34-35 | 17-24 | 0 | 85 |
| Eric Dickerson | 11 | 11 | 0 | 0 | 0-0 | 0-0 | 0 | 66 |
| Barry Redden | 5 | 4 | 1 | 0 | 0-0 | 0-0 | 0 | 30 |
| Henry Ellard | 4 | 0 | 4 | 0 | 0-0 | 0-0 | 0 | 24 |
| Ron Brown | 3 | 0 | 3 | 0 | 0-0 | 0-0 | 0 | 18 |
| Mike Young | 3 | 0 | 3 | 0 | 0-0 | 0-0 | 0 | 18 |
| LeRoy Irvin | 3 | 0 | 3 | 0 | 0-0 | 0-0 | 0 | 18 |
| Kevin House | 2 | 0 | 2 | 0 | 0-0 | 0-0 | 0 | 12 |
| Nolan Cromwell | 1 | 0 | 0 | 1 | 0-0 | 0-0 | 0 | 6 |
| Bobby Duckworth | 1 | 0 | 1 | 0 | 0-0 | 0-0 | 0 | 6 |
| Jim Everett | 1 | 1 | 0 | 0 | 0-0 | 0-0 | 0 | 6 |
| David Hill | 1 | 0 | 1 | 0 | 0-0 | 0-0 | 0 | 6 |
| Mark Jerue | 1 | 0 | 0 | 1 | 0-0 | 0-0 | 0 | 6 |
| Tom Newberry | 1 | 0 | 0 | 1 | 0-0 | 0-0 | 0 | 6 |
| Gary Jeter | 0 | 0 | 0 | 0 | 0-0 | 0-0 | 1 | 2 |
| Rams | 37 | 16 | 15 | 6 | 34-36 | 17-24 | 1 | 309 |
| Opponents | 28 | 9 | 17 | 2 | 27-27 | 24-31 | 0 | 267 |

Sacks: Gary Jeter 8.0, Kevin Greene 7.0, Doug Reed 6.5, Mike Wilcher 5.5, Shawn Miller 5.0, Mel Owens 4.0, Greg Meisner 2.0, Carl Ekern 1.0
Rams: 39.0; Opponents 27.0

Usual Starters

| | | | |
|----|--|-----|---------------------|
| WR | Henry Ellard (8) | DE | Doug Reed (10) |
| LT | Irv Pankey (16) | NT | Shawn Miller (16) |
| LG | Vince Newberry (14) | DE | Reggie Doss (16) |
| C | Doug Smith (16) | OLB | Mike Wilcher (16) |
| RG | Dennis Harrah (16) | ILB | Mark Jerue (16) |
| RT | Jackie Slater (16) | ILB | Carl Ekern (13) |
| TE | Kent Hill (15) | OLB | Mel Owens (16) |
| WR | Ron Brown (12) | CB | Jerry Gray (16) |
| QB | Steve Bartkowski (6), Steve Dils (5), Jim Everett (5) | CB | LeRoy Irvin (15) |
| FB | Barry Redden (13) | SS | Nolan Cromwell (16) |
| RB | Eric Dickerson (16) | FS | Vince Newsome (16) |

| Passing | Att. | Comp. | Yards | Pct. | Yards/Att. |
|------------------|------------|------------|--------------|-------------|-------------|
| Jim Everett | 147 | 73 | 1,018 | 49.7 | 6.93 |
| Steve Dils | 129 | 59 | 693 | 45.7 | 5.37 |
| Steve Bartkowski | 126 | 61 | 654 | 48.4 | 5.19 |
| Eric Dickerson | 1 | 1 | 15 | 100.0 | 15.00 |
| Kevin House | 0 | 0 | 0 | 0.0 | 0.00 |
| Rams | 403 | 194 | 2,380 | 48.1 | 5.10 |
| Opponents | 539 | 313 | 3,482 | 58.1 | 5.52 |

| Rushing | No. | Yards | Avg. | Long | TD |
|------------------|------------|--------------|------------|------------|-----------|
| Eric Dickerson | 404 | 1,821 | 4.5 | 42t | 11 |
| Barry Redden | 110 | 467 | 4.2 | 41t | 4 |
| Charles White | 22 | 126 | 5.7 | 19 | 0 |
| Jim Everett | 16 | 46 | 2.9 | 14 | 1 |
| Ron Brown | 4 | 5 | 1.3 | 11 | 0 |
| Steve Dils | 10 | 5 | 0.5 | 5 | 0 |
| Rob Carpenter | 2 | 3 | 1.5 | 3 | 0 |
| Steve Bartkowski | 6 | 3 | 0.5 | 7 | 0 |
| Mike Guman | 2 | 2 | 1.0 | 3 | 0 |
| Tony Hunter | 1 | -6 | -6.0 | -6 | 0 |
| Henry Ellard | 1 | -15 | -15.0 | -15 | 0 |
| Rams | 578 | 2,457 | 4.3 | 42t | 16 |
| Opponents | 460 | 1,681 | 3.7 | 59t | 9 |

| Receiving | No. | Yards | Avg. | Long | TD |
|------------------|------------|--------------|-------------|------------|-----------|
| Henry Ellard | 34 | 447 | 13.1 | 34 | 4 |
| Barry Redden | 28 | 217 | 7.8 | 24 | 1 |
| Eric Dickerson | 26 | 205 | 7.9 | 28 | 0 |
| Ron Brown | 25 | 396 | 15.8 | 65t | 3 |
| Tony Hunter | 15 | 206 | 13.7 | 42 | 0 |
| Mike Young | 15 | 181 | 12.1 | 21 | 3 |
| David Hill | 14 | 202 | 14.4 | 33 | 1 |
| Bobby Duckworth | 9 | 141 | 15.7 | 32 | 1 |
| Mike Guman | 9 | 68 | 7.6 | 13 | 0 |
| Kevin House | 7 | 178 | 25.4 | 60t | 2 |
| Chuck Scott | 5 | 76 | 15.2 | 21 | 0 |
| Darren Long | 5 | 47 | 9.4 | 13 | 0 |
| Tim Tyrrell | 1 | 9 | 9.0 | 9 | 0 |
| Charles White | 1 | 7 | 7.0 | 7 | 0 |
| Rams | 194 | 2,380 | 12.3 | 65t | 15 |
| Opponents | 313 | 3,482 | 11.1 | 69t | 17 |

| Interceptions | No. | Yards | Avg. | Long | TD |
|------------------|-----------|------------|-------------|------------|----------|
| Jerry Gray | 8 | 101 | 12.6 | 28 | 0 |
| LeRoy Irvin | 6 | 150 | 25.0 | 50t | 1 |
| Nolan Cromwell | 5 | 101 | 20.2 | 80t | 1 |
| Vince Newsome | 3 | 45 | 15.0 | 34 | 0 |
| Mickey Sutton | 2 | 25 | 12.5 | 20 | 0 |
| Mark Jerue | 2 | 23 | 11.5 | 22t | 1 |
| Johnnie Johnson | 1 | 13 | 13.0 | 13 | 0 |
| Mike Wilcher | 1 | 0 | 0.0 | 0 | 0 |
| Rams | 28 | 458 | 16.4 | 80t | 3 |
| Opponents | 15 | 128 | 8.5 | 34 | 0 |

| Punting | No. | Yards | Avg. | TB | In20 | Long | Blk. |
|------------------|-----------|--------------|-------------|----------|-----------|-----------|----------|
| Dale Hatcher | 98 | 3,740 | 38.6 | 5 | 26 | 57 | 1 |
| Rams | 98 | 3,740 | 38.6 | 5 | 26 | 57 | 1 |
| Opponents | 96 | 3,975 | 41.4 | 7 | 26 | 59 | 0 |

| Punt Returns | No. | FC | Yards | Avg. | Long | TD |
|------------------|-----------|-----------|------------|------------|-----------|----------|
| Henry Ellard | 14 | 10 | 127 | 9.1 | 20 | 0 |
| Mickey Sutton | 28 | 5 | 234 | 8.4 | 32 | 0 |
| Johnnie Johnson | 0 | 7 | 0 | 0.0 | 0 | 0 |
| Rams | 42 | 22 | 361 | 8.6 | 32 | 0 |
| Opponents | 47 | 30 | 416 | 8.9 | 32 | 0 |

| Kickoff Returns | No. | Yards | Avg. | Long | TD |
|------------------|-----------|--------------|-------------|-----------|----------|
| Ron Brown | 36 | 794 | 22.1 | 55 | 0 |
| Charles White | 12 | 216 | 18.0 | 28 | 0 |
| Mickey Sutton | 5 | 91 | 18.2 | 22 | 0 |
| Mike Guman | 2 | 28 | 14.0 | 16 | 0 |
| Rob Carpenter | 2 | 19 | 9.5 | 11 | 0 |
| Henry Ellard | 1 | 18 | 18.0 | 18 | 0 |
| Duval Love | 1 | -6 | -6.0 | -6 | 0 |
| Rams | 59 | 1,160 | 19.7 | 55 | 0 |
| Opponents | 64 | 1,282 | 20.0 | 84 | 0 |

| Field Goals | 1-19 | 20-29 | 30-39 | 40-49 | 50+ |
|------------------|------------|------------|------------|-------------|------------|
| Mike Lansford | 1-1 | 5-6 | 6-9 | 4-6 | 1-2 |
| Rams | 1-1 | 5-6 | 6-9 | 4-6 | 1-2 |
| Opponents | 3-3 | 8-8 | 5-6 | 8-13 | 0-1 |

Mike Lansford (26) (24, 38M, 32, 18) (46) () (34, 40) (47M, 33B) () () (26, 50) (37M) (42M) (32, 47, 29, 44) (38, 29M, 50M) (37, 27) (32) ()

Opponents (28, 48M) (44B, 46, 29, 49M) (60M) (22, 41) (26, 37) (23, 32, 49, 41) (49M, 47) (32M) (30) (20, 22) (42, 45, 19) (33, 18) (25) (48) (18) (30, 42B)

| TD | TD% | Int. | Int% | Long | Sack/Lost | Rating |
|-----------|------------|-----------|------------|------------|---------------|-------------|
| 8 | 5.4 | 8 | 5.4 | 60t | 8/50 | 67.8 |
| 4 | 3.1 | 4 | 3.1 | 65t | 7/44 | 60.0 |
| 2 | 1.6 | 2 | 1.6 | 42 | 11/84 | 59.4 |
| 1 | 100.0 | 0 | 0.0 | 15t | 0/0 | 158.3 |
| 0 | 0.0 | 0 | 0.0 | 0 | 1/6 | 0.0 |
| 15 | 3.7 | 15 | 3.7 | 65t | 27/184 | 63.7 |
| 17 | 3.2 | 28 | 5.2 | 69t | 39/292 | 66.3 |



1985 (11-5) 1st, NFC West - John Robinson



| Date | W/L | Score | Opponent | Attend. |
|------------------|-----|-------|---------------------|-------------|
| 9/8 | W | 20-16 | Denver | (52,522) |
| 9/15 | W | 17-6 | at Philadelphia | (60,920) |
| 9/23 | W | 35-24 | at Seattle | (63,292) |
| 9/29 | W | 17-6 | Atlanta | (49,870) |
| 10/6 | W | 13-10 | Minnesota | (59,269) |
| 10/13 | W | 31-27 | at Tampa Bay | (39,607) |
| 10/20 | W | 16-0 | at Kansas City | (64,474) |
| 10/27 | L | 14-28 | San Francisco | (65,939) |
| 11/3 | W | 28-10 | New Orleans | (49,030) |
| 11/10 | L | 19-24 | at New York Giants | (74,663) |
| 11/17 | L | 14-30 | at Atlanta | (29,960) |
| 11/24 | W | 34-17 | Green Bay | (52,710) |
| 12/1 | L | 3-29 | at New Orleans | (44,122) |
| 12/9 | W | 27-20 | at San Francisco | (60,581) |
| 12/15 | W | 46-14 | St. Louis | (52,052) |
| 12/23 | L | 6-16 | Los Angeles Raiders | (66,676) |
| 1/4/1986 | W | 20-0 | Dallas* | (66,351) |
| 1/12/1986 | L | 0-24 | at Chicago^ | (63,522) |
| Total Attendance | | | | (1,015,560) |

* Denotes NFC Divisional
^ Denotes NFC Championship

| | Rams | OPP |
|---------------------------|----------------|----------------|
| First Downs | 258 | 281 |
| Rushing | 115 | 104 |
| Passing | 131 | 155 |
| Penalty | 12 | 22 |
| 3rd Down Efficiency | 69-205-33.8% | 86-236-36.2% |
| 4th Down Efficiency | 7-13-53.8% | 12-19-63.2% |
| Total Net Yards | 4,520 | 4,648 |
| Avg./Game | 282.5 | 290.5 |
| Total Plays | 963 | 1048 |
| Avg./Play | 4.7 | 4.4 |
| Net Yards Rushing | 2,057 | 1,586 |
| Avg./Game | 128.6 | 99.1 |
| Total Rushes | 503 | 444 |
| Net Yards Passing | 2,463 | 3,062 |
| Avg./Game | 153.9 | 191.4 |
| Sacked-Yds. Lost | 57-409 | 56-421 |
| Gross Yards | 2,872 | 3,483 |
| Att-Comp-Int | 403-234-14 | 548-296-29 |
| Comp. % | 58.1 | 54.0 |
| Punts/Avg. | 88-42.7 | 89-42.0 |
| Net Avg. | 38.0 | 34.6 |
| Penalties/Yards | 97-730 | 72-529 |
| Fumbles/ Ball Lost | 35-21 | 30-17 |
| Touchdowns | 39 | 30 |
| Rushing | 15 | 9 |
| Passing | 16 | 19 |
| Returns | 8 | 2 |

| Score by Periods | 1 | 2 | 3 | 4 | T |
|------------------|----|-----|----|-----|-----|
| Rams | 54 | 102 | 82 | 102 | 340 |
| Opponents | 47 | 99 | 53 | 78 | 277 |

| Scoring | TD | Ru | Pa | Rt | PAT | FG | S | Pts. |
|------------------|-----------|-----------|-----------|----------|--------------|--------------|----------|------------|
| Mike Lansford | 0 | 0 | 0 | 0 | 38-39 | 22-29 | 0 | 104 |
| Eric Dickerson | 12 | 12 | 0 | 0 | 0-0 | 0-0 | 0 | 72 |
| Henry Ellard | 6 | 0 | 5 | 1 | 0-0 | 0-0 | 0 | 36 |
| Ron Brown | 6 | 0 | 3 | 3 | 0-0 | 0-0 | 0 | 36 |
| Tony Hunter | 4 | 0 | 4 | 0 | 0-0 | 0-0 | 0 | 24 |
| Charles White | 3 | 3 | 0 | 0 | 0-0 | 0-0 | 0 | 18 |
| Bobby Duckworth | 3 | 0 | 3 | 0 | 0-0 | 0-0 | 0 | 18 |
| David Hill | 1 | 0 | 1 | 0 | 0-0 | 0-0 | 0 | 6 |
| LeRoy Irvin | 1 | 0 | 0 | 1 | 0-0 | 0-0 | 0 | 6 |
| Carl Ekern | 1 | 0 | 0 | 1 | 0-0 | 0-0 | 0 | 6 |
| Johnnie Johnson | 1 | 0 | 0 | 1 | 0-0 | 0-0 | 0 | 6 |
| Gary Green | 1 | 0 | 0 | 1 | 0-0 | 0-0 | 0 | 6 |
| Reggie Doss | 0 | 0 | 0 | 0 | 0-0 | 0-0 | 1 | 2 |
| Rams | 39 | 15 | 16 | 8 | 38-39 | 22-29 | 1 | 340 |
| Opponents | 30 | 9 | 19 | 2 | 28-30 | 23-29 | 0 | 277 |

Sacks: Mike Wilcher 12.0, Gary Jeter 12.0, Mel Owens 9.0, Doug Reed 6.5, Shawn Miller 5.0, Reggie Doss 3.0, Dennis Harrison 3.0, Jim Collins 2.0, Vince Newsome 1.0, Gary Green 1.0, Nolan Cromwell 1.0, Charles DeJurnett 0.5
Rams: 56.0; Opponents 27.0

Usual Starters

| | | | |
|----|---------------------|-----|------------------------|
| WR | Henry Ellard (16) | DE | Doug Reed (16) |
| LT | Irv Pankey (12) | NT | Charles DeJurnett (14) |
| LG | Kent Hill (16) | DE | Reggie Doss (16) |
| C | Doug Smith (16) | OLB | Mel Owens (15) |
| RG | Dennis Harrah (16) | ILB | Jim Collins (16) |
| RT | Jackie Slater (16) | ILB | Carl Ekern (16) |
| TE | David Hill (16) | OLB | Jim Collins (15) |
| WR | Ron Brown (9) | CB | Gary Green (16) |
| QB | Dieter Brock (15) | CB | LeRoy Irvin (16) |
| TE | Tony Hunter (9) | SS | Nolan Cromwell (16) |
| RB | Eric Dickerson (14) | FS | Johnnie Johnson (15) |

| Passing | Att. | Comp. | Yards | Pct. | Yards/Att. |
|------------------|------------|------------|--------------|-------------|-------------|
| Dieter Brock | 365 | 218 | 2,658 | 59.7 | 7.28 |
| Jeff Kemp | 38 | 16 | 214 | 42.1 | 5.63 |
| Rams | 403 | 234 | 2,872 | 58.1 | 5.35 |
| Opponents | 548 | 296 | 3,483 | 54.0 | 5.07 |

| Rushing | No. | Yards | Avg. | Long | TD |
|------------------|------------|--------------|------------|-----------|-----------|
| Eric Dickerson | 292 | 1,234 | 4.2 | 43 | 12 |
| Barry Redden | 87 | 380 | 4.4 | 41 | 0 |
| Charles White | 70 | 310 | 4.4 | 32 | 3 |
| Lynn Cain | 11 | 46 | 4.2 | 9 | 0 |
| Dieter Brock | 20 | 38 | 1.9 | 13 | 0 |
| Mike Guman | 11 | 32 | 2.9 | 6 | 0 |
| Ron Brown | 2 | 13 | 6.5 | 9 | 0 |
| Henry Ellard | 3 | 8 | 2.7 | 16 | 0 |
| Jeff Kemp | 5 | 0 | 0.0 | 3 | 0 |
| Steve Dils | 2 | -4 | -2.0 | -2 | 0 |
| Rams | 503 | 2,057 | 4.1 | 43 | 15 |
| Opponents | 444 | 1,586 | 3.6 | 36 | 9 |

| Receiving | No. | Yards | Avg. | Long | TD |
|------------------|------------|--------------|-------------|------------|-----------|
| Henry Ellard | 54 | 811 | 15.0 | 64t | 5 |
| Tony Hunter | 50 | 562 | 11.2 | 47t | 4 |
| David Hill | 29 | 271 | 9.3 | 37 | 1 |
| Bobby Duckworth | 25 | 422 | 16.9 | 42 | 3 |
| Eric Dickerson | 20 | 126 | 6.3 | 33 | 0 |
| Barry Redden | 16 | 162 | 10.1 | 32 | 0 |
| Ron Brown | 14 | 215 | 15.4 | 43t | 3 |
| Mike Young | 14 | 157 | 11.2 | 23 | 0 |
| Lynn Cain | 5 | 24 | 4.8 | 13 | 0 |
| Mike Guman | 3 | 23 | 7.7 | 11 | 0 |
| James McDonald | 2 | 58 | 29.0 | 35 | 0 |
| Mike Barber | 1 | 29 | 29.0 | 29 | 0 |
| Chaires White | 1 | 12 | 12.0 | 12 | 0 |
| Rams | 234 | 2,872 | 12.3 | 64t | 16 |
| Opponents | 296 | 3,483 | 11.8 | 73 | 19 |

| Interceptions | No. | Yards | Avg. | Long | TD |
|------------------|-----------|------------|-------------|-----------|----------|
| Gary Green | 6 | 84 | 14.0 | 41t | 1 |
| LeRoy Irvin | 6 | 83 | 13.8 | 34t | 1 |
| Johnnie Johnson | 5 | 96 | 19.2 | 46 | 1 |
| Vince Newsome | 3 | 20 | 6.7 | 20 | 0 |
| Carl Ekern | 2 | 55 | 27.5 | 33t | 1 |
| Tim Fox | 2 | 8 | 4.0 | 8 | 0 |
| Jim Collins | 2 | 8 | 4.0 | 4 | 0 |
| Nolan Cromwell | 2 | 5 | 2.5 | 5 | 0 |
| Mike Wilcher | 1 | 0 | 0.0 | 0 | 0 |
| Rams | 29 | 359 | 12.4 | 46 | 4 |
| Opponents | 14 | 138 | 9.9 | 30 | 1 |

| Punting | No. | Yards | Avg. | TB | In20 | Long | Bik. |
|------------------|-----------|--------------|-------------|----------|-----------|-----------|----------|
| Dale Hatcher | 87 | 3,761 | 43.2 | 6 | 32 | 67 | 1 |
| Rams | 87 | 3,761 | 43.2 | 6 | 32 | 67 | 1 |
| Opponents | 89 | 3,738 | 42.0 | 8 | 23 | 61 | 0 |

| Punt Returns | No. | FC | Yards | Avg. | Long | TD |
|------------------|-----------|-----------|------------|-------------|------------|----------|
| Henry Ellard | 37 | 9 | 501 | 13.5 | 80t | 1 |
| Johnnie Johnson | 0 | 7 | 0 | 0.0 | 2 | 0 |
| Charles White | 1 | 0 | 0 | 0.0 | 0 | 0 |
| Rams | 38 | 16 | 501 | 13.2 | 80t | 1 |
| Opponents | 43 | 22 | 297 | 6.9 | 23 | 0 |

| Kickoff Returns | No. | Yards | Avg. | Long | TD |
|------------------|-----------|--------------|-------------|------------|----------|
| Ron Brown | 28 | 918 | 32.8 | 98t | 3 |
| Charles White | 17 | 300 | 17.6 | 32 | 0 |
| Lynn Cain | 6 | 115 | 19.2 | 28 | 0 |
| Mike Guman | 2 | 30 | 15.0 | 17 | 0 |
| Tony Slaton | 1 | 18 | 18.0 | 18 | 0 |
| Shawn Miller | 1 | 10 | 10.0 | 10 | 0 |
| Nolan Cromwell | 1 | 3 | 3.0 | 3 | 0 |
| Rams | 56 | 1,394 | 24.9 | 98t | 3 |
| Opponents | 66 | 1,253 | 19.0 | 62 | 0 |

| Field Goals | 1-19 | 20-29 | 30-39 | 40-49 | 50+ |
|------------------|------------|------------|-------------|------------|------------|
| Mike Lansford | 0-0 | 5-5 | 9-12 | 6-8 | 2-4 |
| Rams | 0-0 | 5-5 | 9-12 | 6-8 | 2-4 |
| Opponents | 0-0 | 7-8 | 6-7 | 7-9 | 3-5 |

Mike Lansford (37, 33) (33, 45M, 31M) () (52) (43,33) (27) (33,37,30) (51M) () (31, 40, 26, 25) () (40M, 43, 31M, 32) (41) (25, 29) (32M, 46) (50M, 52, 40)

Opponents (24) (50, 45, 53M) (26) (44, 47) (28M, 24) (34, 49) (50M) (41M, 31M) (51) (40) (39, 38, 27) (38) (47, 42, 35, 27, 35) () () (49M, 27, 51, 29)

| TD | TD% | Int. | Int% | Long | Sack/Lost | Rating |
|-----------|------------|-----------|------------|------------|---------------|-------------|
| 16 | 4.4 | 13 | 3.6 | 64t | 51/351 | 82.0 |
| 0 | 0.0 | 1 | 2.6 | 35t | 6/58 | 49.7 |
| 16 | 4.0 | 14 | 3.5 | 64t | 57/409 | 78.9 |
| 19 | 3.5 | 29 | 5.3 | 73 | 56/421 | 63.1 |



1984 (10-6) 2nd, NFC West - John Robinson



| Date | W/L | Score | Opponent | Attend. |
|------------------|-----|-------|------------------|-----------|
| 9/3 | L | 13-20 | Dallas | (65,403) |
| 9/9 | W | 20-17 | Cleveland | (43,043) |
| 9/16 | L | 14-24 | at Pittsburgh | (58,104) |
| 9/23 | W | 24-14 | at Cincinnati | (45,406) |
| 9/30 | W | 33-12 | New York Giants | (53,417) |
| 10/7 | L | 28-30 | Atlanta | (47,832) |
| 10/14 | W | 28-10 | at New Orleans | (63,161) |
| 10/22 | W | 24-10 | at Atlanta | (52,861) |
| 10/28 | L | 0-33 | San Francisco | (65,481) |
| 11/4 | W | 16-13 | at St. Louis | (50,950) |
| 11/11 | W | 29-13 | Chicago | (62,021) |
| 11/18 | L | 6-31 | at Green Bay | (52,031) |
| 11/25 | W | 34-33 | at Tampa Bay | (42,242) |
| 12/2 | W | 34-21 | New Orleans | (49,348) |
| 12/9 | W | 27-16 | Houston | (49,092) |
| 12/16 | L | 16-19 | at San Francisco | (59,743) |
| 12/23 | L | 13-16 | New York Giants | (67,037) |
| Total Attendance | | | | (927,172) |

* Denotes NFC Wild Card

| | Rams | OPP |
|---------------------------|----------------|----------------|
| First Downs | 258 | 309 |
| Rushing | 140 | 108 |
| Passing | 100 | 179 |
| Penalty | 18 | 22 |
| 3rd Down Efficiency | 65-195-33.3% | 88-225-39.1% |
| 4th Down Efficiency | 1-8-12.5% | 12-22-54.5% |
| Total Net Yards | 5,006 | 5,266 |
| Avg./Game | 312.9 | 329.1 |
| Total Plays | 931 | 1058 |
| Avg./Play | 5.4 | 5.0 |
| Net Yards Rushing | 2,864 | 1,600 |
| Avg./Game | 179.0 | 100.0 |
| Total Rushes | 541 | 449 |
| Net Yards Passing | 2,142 | 3,666 |
| Avg./Game | 133.9 | 229.1 |
| Sacked-Yds. Lost | 32-240 | 43-298 |
| Gross Yards | 2,382 | 3,964 |
| Att-Comp-Int | 358-176-17 | 566-346-17 |
| Comp. % | 49.2 | 61.1 |
| Punts/Avg. | 74-38.7 | 71-41.5 |
| Net Avg. | 33.6 | 32.1 |
| Penalties/Yards | 93-830 | 115-871 |
| Fumbles/ Ball Lost | 31-18 | 42-22 |
| Touchdowns | 38 | 36 |
| Rushing | 16 | 15 |
| Passing | 16 | 18 |
| Returns | 6 | 3 |

| Score by Periods | 1 | 2 | 3 | 4 | T |
|------------------|----|-----|----|----|-----|
| Rams | 67 | 118 | 77 | 84 | 346 |
| Opponents | 55 | 110 | 57 | 94 | 316 |

| Scoring | TD | Ru | Pa | Rt | PAT | FG | S | Pts. |
|--------------------|-----------|-----------|-----------|----------|--------------|--------------|----------|------------|
| Mike Lansford | 0 | 0 | 0 | 0 | 37-38 | 25-33 | 0 | 112 |
| Eric Dickerson | 14 | 14 | 0 | 0 | 0-0 | 0-0 | 0 | 84 |
| Henry Ellard | 8 | 0 | 6 | 2 | 0-0 | 0-0 | 0 | 48 |
| Ron Brown | 4 | 0 | 4 | 0 | 0-0 | 0-0 | 0 | 24 |
| Drew Hill | 4 | 0 | 4 | 0 | 0-0 | 0-0 | 0 | 24 |
| Dwayne Crutchfield | 2 | 1 | 1 | 0 | 0-0 | 0-0 | 0 | 12 |
| LeRoy Irvin | 2 | 0 | 0 | 2 | 0-0 | 0-0 | 0 | 12 |
| Nolan Cromwell | 1 | 0 | 0 | 1 | 0-0 | 0-0 | 0 | 6 |
| Mike Guman | 1 | 0 | 0 | 1 | 0-0 | 0-0 | 0 | 6 |
| David Hill | 1 | 0 | 1 | 0 | 0-0 | 0-0 | 0 | 6 |
| Jeff Kemp | 1 | 1 | 0 | 0 | 0-0 | 0-0 | 0 | 6 |
| Ivory Sully | 0 | 0 | 0 | 0 | 0-0 | 0-0 | 1 | 2 |
| Norwood Vann | 0 | 0 | 0 | 0 | 0-0 | 0-0 | 1 | 2 |
| Rams | 38 | 16 | 16 | 6 | 37-38 | 25-33 | 2 | 346 |
| Opponents | 36 | 15 | 18 | 3 | 32-36 | 22-31 | 1 | 316 |

Sacks: Jack Youngblood 9.5, George Andrews 6.0, Reggie Doss 6.0, Mel Owens 3.5, Charles DeJurnett 3.0, Greg Meisner 2.5, Mike Wilcher 2.0, Gary Green 2.0, Carl Eckern 1.0, Doug Reed 1.0, Vince Newsome 1.0, Eric Harris 0.5, Jim Collins 0.5
Rams: 38.0; Opponents 32.0

Usual Starters

| | | | |
|----|---------------------|-----|----------------------|
| WR | Henry Ellard (16) | DE | Jack Youngblood (15) |
| LT | Bill Bain (16) | NT | Greg Meisner (16) |
| LG | Kent Hill (16) | DE | Reggie Doss (16) |
| C | Doug Smith (16) | OLB | George Andrews (11) |
| RG | Dennis Harrah (15) | ILB | Jim Collins (16) |
| RT | Irv Pankey (9) | ILB | Carl Ekern (16) |
| TE | David Hill (16) | OLB | Mel Owens (16) |
| WR | Drew Hill (16) | CB | Gary Green (16) |
| QB | Jeff Kemp (13) | CB | LeRoy Irvin (16) |
| FB | Mike Guman (13) | SS | Eric Harris (7) |
| RB | Eric Dickerson (16) | FS | Johnnie Johnson (7) |
| | | FS | Cromwell (11) |

| Passing | Att. | Comp. | Yards | Pct. | Yards/Att. |
|------------------|------------|------------|--------------|-------------|-------------|
| Jeff Kemp | 284 | 143 | 2,021 | 50.4 | 7.12 |
| Vince Ferragamo | 66 | 29 | 317 | 43.9 | 4.80 |
| Steve Dils | 7 | 4 | 44 | 57.1 | 6.29 |
| Eric Dickerson | 1 | 0 | 0 | 0.00 | 0.00 |
| Rams | 358 | 176 | 2,382 | 49.2 | 6.65 |
| Opponents | 566 | 346 | 3,964 | 61.1 | 7.00 |

| Rushing | No. | Yards | Avg. | Long | TD |
|--------------------|------------|--------------|------------|------------|-----------|
| Eric Dickerson | 379 | 2,105 | 5.6 | 66 | 14 |
| Dwayne Crutchfield | 73 | 337 | 4.6 | 36 | 1 |
| Barry Redden | 45 | 247 | 5.5 | 35 | 0 |
| Jeff Kemp | 34 | 153 | 4.5 | 23 | 1 |
| Ron Brown | 2 | 25 | 12.5 | 16 | 0 |
| Mike Guman | 1 | 2 | 2.0 | 2 | 0 |
| Vince Ferragamo | 4 | 0 | 0.0 | 2 | 0 |
| Henry Ellard | 3 | -5 | -1.7 | 5 | 0 |
| Rams | 541 | 2,864 | 5.3 | 66 | 16 |
| Opponents | 449 | 1,600 | 3.6 | 31t | 15 |

| Receiving | No. | Yards | Avg. | Long | TD |
|--------------------|------------|--------------|-------------|------------|-----------|
| Henry Ellard | 34 | 622 | 18.3 | 63t | 6 |
| David Hill | 31 | 300 | 9.7 | 26 | 1 |
| Ron Brown | 23 | 478 | 20.8 | 54 | 4 |
| Eric Dickerson | 21 | 139 | 6.6 | 19 | 0 |
| Mike Guman | 19 | 161 | 8.5 | 29 | 0 |
| Drew Hill | 14 | 390 | 27.9 | 68 | 4 |
| Otis Grant | 9 | 64 | 7.1 | 15 | 0 |
| George Farmer | 7 | 75 | 10.7 | 23 | 0 |
| Mike Barber | 7 | 42 | 6.0 | 11 | 0 |
| James McDonald | 4 | 55 | 13.8 | 22 | 0 |
| Barry Redden | 4 | 39 | 9.8 | 14 | 0 |
| Dwayne Crutchfield | 2 | 11 | 5.5 | 7 | 1 |
| Chris Faulkner | 1 | 6 | 6.0 | 6 | 0 |
| Rams | 176 | 2,382 | 13.5 | 68 | 16 |
| Opponents | 346 | 3,964 | 11.5 | 64t | 18 |

| Interceptions | No. | Yards | Avg. | Long | TD |
|------------------|-----------|------------|-------------|------------|----------|
| LeRoy Irvin | 5 | 166 | 33.2 | 81 | 2 |
| Gary Green | 3 | 88 | 29.3 | 60 | 0 |
| Nolan Cromwell | 3 | 54 | 18.0 | 33t | 1 |
| Jim Collins | 2 | 43 | 21.5 | 40 | 0 |
| Johnnie Johnson | 2 | 21 | 10.5 | 21 | 0 |
| Vince Newsome | 1 | 31 | 31.0 | 31 | 0 |
| Mel Owens | 1 | -4 | -4.0 | -4 | 0 |
| Rams | 17 | 399 | 23.5 | 81t | 3 |
| Opponents | 17 | 240 | 14.1 | 99t | 2 |

| Punting | No. | Yards | Avg. | TB | In20 | Long | Bk. |
|------------------|-----------|--------------|-------------|----------|-----------|-----------|----------|
| John Misko | 74 | 2,866 | 38.7 | 9 | 21 | 58 | 0 |
| Rams | 74 | 2,866 | 38.7 | 9 | 21 | 58 | 0 |
| Opponents | 71 | 2,949 | 41.5 | 9 | 11 | 66 | 2 |

| Punt Returns | No. | FC | Yards | Avg. | Long | TD |
|------------------|-----------|-----------|------------|-------------|------------|----------|
| Henry Ellard | 30 | 3 | 403 | 13.4 | 83t | 2 |
| LeRoy Irvin | 9 | 0 | 83 | 9.2 | 22 | 0 |
| Johnnie Johnson | 1 | 1 | 3 | 3.0 | 3 | 0 |
| Rams | 40 | 4 | 489 | 12.2 | 83t | 2 |
| Opponents | 35 | 21 | 196 | 5.6 | 26 | 0 |

| Kickoff Returns | No. | Yards | Avg. | Long | TD |
|--------------------|-----------|--------------|-------------|------------|----------|
| Barry Redden | 23 | 530 | 23.0 | 40 | 0 |
| Drew Hill | 26 | 543 | 20.9 | 40 | 0 |
| Henry Ellard | 2 | 24 | 12.0 | 12 | 0 |
| LeRoy Irvin | 2 | 33 | 16.5 | 22 | 0 |
| Mike Pleasant | 2 | 48 | 24.0 | 29 | 0 |
| Dwayne Crutchfield | 1 | 20 | 20.0 | 20 | 0 |
| Mike Guman | 1 | 43 | 43.0 | 43t | 1 |
| Ivory Sully | 1 | 3 | 3.0 | 3 | 0 |
| Rams | 58 | 1,244 | 21.4 | 43t | 1 |
| Opponents | 74 | 1,288 | 17.4 | 43 | 0 |

| Field Goals | 1-19 | 20-29 | 30-39 | 40-49 | 50+ |
|------------------|------------|------------|--------------|-------------|------------|
| Mike Lansford | 2-2 | 9-9 | 10-13 | 3-7 | 1-2 |
| Rams | 2-2 | 9-9 | 10-13 | 3-7 | 1-2 |
| Opponents | 1-1 | 6-6 | 4-6 | 7-13 | 4-5 |

Mike Lansford (31,36) (37,27) (35M) (46M, 45M, 29) (33,35,38M) () () (48M, 18) () (33, 51M, 27, 32) (21,45,29) (21, 50) (35, 27) (25, 30) (35, 19, 41M) (41, 30M, 28, 42)

Opponents (31, 52) (25, 46M) (37M, 41) () (44M) (52, 50, 37) (47) (42M, 39, 49M) (46, 46) (49, 43, 48M) (20, 52) (21, 54M, 36M) (26, 24) () (21, 42, 18) (38, 48M)

| TD | TD% | Int. | Int% | Long | Sack/Lost | Rating |
|-----------|------------|-----------|------------|------------|---------------|-------------|
| 13 | 4.6 | 7 | 2.5 | 63t | 24/190 | 78.7 |
| 2 | 3.0 | 8 | 12.1 | 68 | 7/42 | 29.2 |
| 1 | 14.3 | 1 | 14.3 | 14t | 1/8 | 75.9 |
| 0 | 0.00 | 1 | 100.0 | 0 | 0/0 | 0.0 |
| 16 | 4.5 | 17 | 4.7 | 68 | 32/240 | 65.9 |
| 18 | 3.2 | 17 | 3.0 | 64t | 43/298 | 80.3 |



1982 (2-7) 4th, NFC West - Ray Malavasi



| Date | W/L | Score | Opponent | Attend. |
|------------------|-----|-------|------------------------|-----------|
| 9/12 | L | 23-35 | at Green Bay | (53,694) |
| 9/19 | L | 14-19 | Detroit | (59,470) |
| 11/21 | L | 17-34 | at Atlanta | (39,686) |
| 11/28 | W | 20-14 | Kansas City | (45,793) |
| 12/2 | L | 24-30 | San Francisco | (58,574) |
| 12/12 | L | 24-27 | Denver | (48,112) |
| 12/18 | L | 31-37 | at Los Angeles Raiders | (56,646) |
| 12/26 | L | 26-34 | Chicago | (46,502) |
| 1/2 | W | 21-20 | at San Francisco | (54,256) |
| Total Attendance | | | | (462,733) |

| | Rams | OPP |
|--------------------------|----------------|----------------|
| First Downs | 163 | 193 |
| Rushing | 61 | 75 |
| Passing | 90 | 107 |
| Penalty | 12 | 11 |
| 3rd Down Efficiency | 43-117-36.8% | 55-123-43.7% |
| 4th Down Efficiency | 8-10-80.0% | 2-4-50.0% |
| Total Net Yards | 3,024 | 3,333 |
| Avg./Game | 336.0 | 370.3 |
| Total Plays | 563 | 606 |
| Avg./Play | 5.4 | 5.5 |
| Net Yards Rushing | 1,025 | 1,202 |
| Avg./Game | 113.9 | 133.6 |
| Total Rushes | 251 | 307 |
| Net Yards Passing | 1,999 | 2,131 |
| Avg./Game | 222.1 | 236.8 |
| Sacked-Yds. Lost | 15-137 | 18-159 |
| Gross Yards | 2,136 | 2,290 |
| Att-Comp-Int | 297-166-14 | 281-175-11 |
| Comp. % | 55.9 | 62.3 |
| Punts/Avg. | 46-42.6 | 42-38.1 |
| Net Avg. | 33.0 | 31.4 |
| Penalties/Yards | 63-550 | 64-531 |
| Fumbles/Ball Lost | 23-10 | 15-7 |
| Touchdowns | 25 | 30 |
| Rushing | 13 | 13 |
| Passing | 11 | 16 |
| Returns | 1 | 1 |

| Score by Periods | 1 | 2 | 3 | 4 | T |
|------------------|----|----|----|----|-----|
| Rams | 68 | 58 | 26 | 48 | 200 |
| Opponents | 34 | 80 | 41 | 95 | 250 |

| Scoring | TD | Ru | Pa | Rt | PAT | FG | S | Pts. |
|------------------|-----------|-----------|-----------|----------|--------------|--------------|----------|------------|
| Wendell Tyler | 13 | 9 | 4 | 0 | 0-0 | 0-0 | 0 | 78 |
| Mike Lansford | 0 | 0 | 0 | 0 | 23-24 | 9-15 | 0 | 50 |
| Mike Guman | 2 | 2 | 0 | 0 | 0-0 | 0-0 | 0 | 12 |
| Preston Dennard | 2 | 0 | 2 | 0 | 0-0 | 0-0 | 0 | 12 |
| George Farmer | 2 | 0 | 2 | 0 | 0-0 | 0-0 | 0 | 12 |
| Mike Barber | 1 | 0 | 1 | 0 | 0-0 | 0-0 | 0 | 6 |
| Willie Miller | 1 | 0 | 1 | 0 | 0-0 | 0-0 | 0 | 6 |
| Nolan Cromwell | 1 | 1 | 0 | 0 | 0-0 | 0-0 | 0 | 6 |
| Ron Battle | 1 | 0 | 1 | 0 | 0-0 | 0-0 | 0 | 6 |
| Vince Ferragamo | 1 | 1 | 0 | 0 | 0-0 | 0-0 | 0 | 6 |
| LeRoy Irvin | 1 | 0 | 0 | 1 | 0-0 | 0-0 | 0 | 6 |
| Team | 0 | 0 | 0 | 0 | 0-1 | 0-0 | 0 | 0 |
| Rams | 25 | 13 | 11 | 1 | 23-25 | 9-15 | 0 | 200 |
| Opponents | 30 | 13 | 16 | 1 | 28-30 | 14-19 | 0 | 250 |

Usual Starters

| | | | |
|----|---------------------|-----|---------------------|
| WR | Preston Dennard (9) | DE | Jack Youngblood (9) |
| LT | Irv Pankey (9) | DT | Mike Fanning (8) |
| LG | Kent Hill (9) | DT | Cody Jones (9) |
| C | Doug Smith (9) | DE | Reggie Doss (8) |
| RG | Dennis Harrah (9) | LLB | Mike Reilly (2) |
| RT | Jackie Slater (9) | MLB | Jim Youngblood (9) |
| TE | Mike Barber (9) | RLB | George Andrews (9) |
| WR | Willie Miller (9) | CB | Pat Thomas (9) |
| QB | Vince Ferragamo (5) | CB | Luvious Smith (9) |
| FB | Mike Guman (9) | SS | Johnnie Johnson (9) |
| RB | Wendell Tyler (9) | FS | Nolan Cromwell (9) |

| Rushing | No. | Yards | Avg. | Long | TD |
|------------------|------------|--------------|------------|-----------|-----------|
| Wendell Tyler | 137 | 564 | 4.1 | 54 | 9 |
| Mike Guman | 69 | 266 | 3.9 | 15 | 2 |
| Jewerl Thomas | 16 | 80 | 5.0 | 11 | 0 |
| Bert Jones | 11 | 73 | 6.6 | 17 | 0 |
| Barry Redden | 8 | 24 | 3.0 | 7 | 0 |
| Nolan Cromwell | 1 | 17 | 17.0 | 17 | 1 |
| Willie Miller | 1 | 5 | 5.0 | 5 | 0 |
| Vince Ferragamo | 4 | 3 | 0.8 | 2 | 1 |
| Robert Alexander | 1 | 3 | 3.0 | 3 | 0 |
| Ron Battle | 1 | 1 | 1.0 | 1 | 0 |
| Billy Waddy | 2 | -1 | -5.5 | 5 | 0 |
| Rams | 251 | 1,025 | 4.1 | 54 | 13 |
| Opponents | 307 | 1,202 | 3.9 | 32 | 13 |

| Receiving | No. | Yards | Avg. | Long | TD |
|------------------|------------|--------------|-------------|------------|-----------|
| Wendell Tyler | 38 | 375 | 9.9 | 40 | 4 |
| Mike Guman | 31 | 310 | 10.0 | 46 | 0 |
| Preston Dennard | 25 | 383 | 15.3 | 39 | 2 |
| Mike Barber | 18 | 166 | 9.2 | 21 | 1 |
| George Farmer | 17 | 344 | 20.2 | 42t | 2 |
| Willie Miller | 15 | 346 | 23.1 | 85t | 1 |
| Jewerl Thomas | 8 | 49 | 6.1 | 11 | 0 |
| Drew Hill | 7 | 92 | 13.1 | 23 | 0 |
| Barry Redden | 4 | 16 | 4.0 | 11 | 0 |
| Rib Battle | 2 | 62 | 31.0 | 51t | 1 |
| Robert Alexander | 1 | -7 | -7.0 | -7 | 0 |
| Rams | 166 | 2,136 | 12.9 | 85t | 11 |
| Opponents | 175 | 2,290 | 13.1 | 52 | 16 |

| Interceptions | No. | Yards | Avg. | Long | TD |
|------------------|-----------|------------|------------|-----------|----------|
| Rod Perry | 3 | 57 | 19.0 | 33 | 0 |
| Nolan Cromwell | 3 | 33 | 11.0 | 21 | 0 |
| Pat Thomas | 3 | 0 | 0.0 | 0 | 0 |
| Carl Ekern | 1 | 9 | 9.0 | 9 | 0 |
| Johnnie Johnson | 1 | 7 | 7.0 | 7 | 0 |
| Rams | 11 | 106 | 9.6 | 33 | 0 |
| Opponents | 14 | 98 | 7.0 | 19 | 0 |

| Punting | No. | Yards | Avg. | TB | In20 | Long | Blk. |
|------------------|-----------|--------------|-------------|----------|-----------|-----------|----------|
| John Misko | 45 | 1,961 | 43.6 | 2 | 10 | 59 | 1 |
| Rams | 45 | 1,961 | 43.6 | 2 | 10 | 59 | 1 |
| Opponents | 42 | 1,601 | 38.1 | 2 | 12 | 56 | 0 |

| Punt Returns | No. | FC | Yards | Avg. | Long | TD |
|------------------|-----------|----------|------------|-------------|------------|----------|
| LeRoy Irvin | 22 | 1 | 242 | 11.0 | 63t | 1 |
| Rams | 22 | 1 | 242 | 11.0 | 63t | 1 |
| Opponents | 31 | 2 | 401 | 12.9 | 93t | 1 |

| Kickoff Returns | No. | Yards | Avg. | Long | TD |
|------------------|-----------|------------|-------------|-----------|----------|
| Barry Redden | 22 | 502 | 22.8 | 85 | 0 |
| Ivory Sully | 5 | 84 | 16.8 | 24 | 0 |
| Robert Alexander | 8 | 139 | 17.4 | 32 | 0 |
| Mike Guman | 8 | 102 | 12.8 | 24 | 0 |
| Drew Hill | 2 | 42 | 21.0 | 24 | 0 |
| Rams | 45 | 869 | 19.3 | 85 | 0 |
| Opponents | 36 | 844 | 23.4 | 45 | 0 |

| Field Goals | 1-19 | 20-29 | 30-39 | 40-49 | 50+ |
|------------------|------------|------------|------------|------------|------------|
| Mike Lansford | 0-0 | 4-5 | 5-8 | 0-0 | 0-2 |
| Rams | 0-0 | 4-5 | 5-8 | 0-0 | 0-2 |
| Opponents | 1-1 | 2-3 | 5-7 | 6-6 | 0-2 |

Mike Lansford (32,29,28,51M) (39M) (28, 34M) () (36, 52M) (39) (36) (29, 37, 32, 27M) ()

Opponents () (45,46,30,33) (38M, 49, 29) (57M) (33,44, 38) (47, 18) (24) (41, 31, 35M) (24B)

| Passing | Att. | Comp. | Yards | Pct. | Yards/Att. | TD | TD% | Int. | Int% | Long | Sack/Lost | Rating |
|------------------|------------|------------|--------------|-------------|-------------|-----------|------------|-----------|------------|------------|---------------|-------------|
| Vince Ferragamo | 209 | 118 | 1,609 | 56.5 | 7.70 | 9 | 4.3 | 9 | 4.3 | 85t | 7/65 | 77.7 |
| Bert Jones | 87 | 48 | 527 | 55.2 | 6.06 | 2 | 2.3 | 4 | 4.6 | 51t | 8/72 | 61.8 |
| Mike Guman | 1 | 0 | 0 | 0.0 | 0.0 | 0 | 0.0 | 1 | 100.0 | 0 | 0/0 | 0.0 |
| Rams | 297 | 166 | 2,136 | 55.9 | 6.41 | 11 | 3.4 | 14 | 4.7 | 85t | 15/137 | 71.3 |
| Opponents | 281 | 175 | 2,290 | 62.3 | 7.03 | 16 | 5.7 | 11 | 3.9 | 52 | 18/159 | 90.6 |



1981 (6-10) 3rd, NFC West - Ray Malavasi



| Date | W/L | Score | Opponent | Attend. |
|------------------|-----|-------|--------------------|-----------|
| 9/6 | L | 20-27 | Houston | (63,198) |
| 9/13 | L | 17-23 | at New Orleans | (62,063) |
| 9/20 | W | 35-23 | Green Bay | (61,286) |
| 9/28 | W | 24-7 | at Chicago | (62,461) |
| 10/4 | W | 27-16 | Cleveland | (63,924) |
| 10/11 | W | 37-35 | at Atlanta | (57,841) |
| 10/18 | L | 17-29 | at Dallas | (64,649) |
| 10/25 | L | 17-20 | at San Francisco | (59,190) |
| 11/1 | W | 20-13 | Detroit | (61,814) |
| 11/8 | L | 13-21 | New Orleans | (61,068) |
| 11/15 | L | 10-24 | at Cincinnati | (56,836) |
| 11/22 | L | 31-33 | San Francisco | (63,456) |
| 11/29 | L | 0-24 | at Pittsburgh | (51,854) |
| 12/6 | L | 7-10 | at New York Giants | (59,659) |
| 12/14 | W | 21-16 | Atlanta | (57,054) |
| 12/20 | L | 7-30 | Washington | (52,224) |
| Total Attendance | | | | (958,577) |

| | Rams | OPP |
|---------------------------|----------------|-----------------|
| First Downs | 305 | 285 |
| Rushing | 142 | 125 |
| Passing | 134 | 128 |
| Penalty | 29 | 32 |
| 3rd Down Efficiency | 80-232-34.5% | 77-231-32.1% |
| Total Net Yards | 4,793 | 5,124 |
| Avg./Game | 299.6 | 320.3 |
| Total Plays | 1,086 | 1,067 |
| Avg./Play | 4.4 | 4.8 |
| Net Yards Rushing | 2,236 | 2,397 |
| Avg./Game | 139.8 | 149.8 |
| Total Rushes | 559 | 585 |
| Net Yards Passing | 2,557 | 2,727 |
| Avg./Game | 159.8 | 170.4 |
| Sacked-Yds. Lost | 50-451 | 43-330 |
| Gross Yards | 3,008 | 3,057 |
| Att-Comp-Int | 477-235-32 | 439-204-17 |
| Comp. % | 49.3 | 46.5 |
| Punts/Avg. | 89-42.0 | 94-41.0 |
| Net Avg. | 35.9 | 30.6 |
| Penalties/Yards | 117-916 | 118-1008 |
| Fumbles/ Ball Lost | 34-15 | 37-16 |
| Touchdowns | 36 | 39 |
| Rushing | 17 | 19 |
| Passing | 15 | 17 |
| Returns | 4 | 3 |

| Score by Periods | 1 | 2 | 3 | 4 | T |
|------------------|----|-----|----|----|-----|
| Rams | 51 | 115 | 49 | 88 | 303 |
| Opponents | 81 | 105 | 88 | 77 | 351 |

| Scoring | TD | Ru | Pa | Rt | PAT | FG | S | Pts. |
|------------------|-----------|-----------|-----------|----------|--------------|--------------|----------|------------|
| Tyler | 17 | 12 | 5 | 0 | 0-0 | 0-0 | 0 | 102 |
| Corral | 0 | 0 | 0 | 0 | 36-36 | 17-26 | 0 | 87 |
| Dennard | 4 | 0 | 4 | 0 | 0-0 | 0-0 | 0 | 24 |
| Guman | 4 | 4 | 0 | 0 | 0-0 | 0-0 | 0 | 24 |
| Irvin | 3 | 0 | 0 | 3 | 0-0 | 0-0 | 0 | 18 |
| D. Hill | 3 | 0 | 3 | 0 | 0-0 | 0-0 | 0 | 18 |
| Arnold | 2 | 0 | 2 | 0 | 0-0 | 0-0 | 0 | 12 |
| Bryant | 1 | 1 | 0 | 0 | 0-0 | 0-0 | 0 | 6 |
| J. Harris | 1 | 0 | 0 | 1 | 0-0 | 0-0 | 0 | 6 |
| Childs | 1 | 0 | 1 | 0 | 0-0 | 0-0 | 0 | 6 |
| Rams | 36 | 17 | 15 | 4 | 36-36 | 17-26 | 0 | 303 |
| Opponents | 39 | 19 | 17 | 3 | 37-39 | 26-33 | 1 | 351 |

Usual Starters

| | | | |
|----|----------------------|-----|----------------------|
| WR | Preston Dennard (15) | DE | Jack Youngblood (16) |
| LT | Irv Pankey (12) | DT | Mike Fanning (16) |
| LG | Kent Hill (11) | DT | Cody Jones (16) |
| C | Doug Smith (13) | DE | Reggie Doss (8) |
| RG | Dennis Harrah (13) | LLB | Jim Youngblood (16) |
| RT | Jackie Slater (11) | MLB | Carl Ekern (16) |
| TE | Walt Arnold (9) | RLB | George Andrews (16) |
| WR | Willie Miller (9) | CB | Pat Thomas (9) |
| QB | Pat Haden (11) | CB | Rod Perry (16) |
| FB | Cullen Bryant (12) | SS | Johnnie Johnson (16) |
| RB | Wendell Tyler (15) | FS | Nolan Cromwell (16) |

| Passing | Att. | Comp. | Yards | Pct. | Yards/Att. | TD | TD% | Int. | Int% | Long | Sack/Lost | Rating |
|------------------|------------|------------|--------------|-------------|-------------|-----------|------------|-----------|------------|------------|---------------|-------------|
| Jeff Rutledge | 50 | 30 | 442 | 60.0 | 8.84 | 3 | 6.0 | 4 | 8.0 | 64 | 6/62 | 75.6 |
| Pat Haden | 267 | 138 | 1,815 | 51.7 | 6.80 | 9 | 3.4 | 13 | 4.9 | 67t | 28/227 | 64.4 |
| Dan Pastorini | 152 | 64 | 719 | 42.1 | 4.73 | 2 | 1.3 | 14 | 9.2 | 46 | 14/149 | 22.9 |
| Jeff Kemp | 6 | 2 | 25 | 33.3 | 4.17 | 0 | 0.0 | 1 | 16.7 | 19 | 2/13 | 7.6 |
| Mike Guman | 1 | 1 | 7 | 100.0 | 7.00 | 1 | 100.0 | 0 | 0.0 | 0 | 0/0 | 135.4 |
| Frank Corral | 1 | 0 | 0 | 0.0 | 0.00 | 0 | 0.0 | 0 | 0.0 | 0 | 0/0 | 39.6 |
| Rams | 477 | 235 | 3,008 | 49.3 | 4.85 | 15 | 3.1 | 32 | 6.7 | 67t | 50/451 | 51.9 |
| Opponents | 439 | 204 | 3,057 | 46.5 | 6.96 | 17 | 3.9 | 17 | 3.9 | 64 | 43/330 | 90.6 |

| Rushing | No. | Yards | Avg. | Long | TD |
|------------------|------------|--------------|------------|------------|-----------|
| Wendell Tyler | 260 | 1,074 | 4.1 | 69t | 12 |
| Cullen Bryant | 109 | 436 | 4.0 | 20 | 1 |
| Mike Guman | 115 | 433 | 3.8 | 18 | 4 |
| Jewerl Thomas | 34 | 118 | 3.5 | 40 | 0 |
| Pat Haden | 18 | 104 | 5.8 | 16 | 0 |
| Preston Dennard | 6 | 29 | 4.8 | 21 | 0 |
| Nolan Cromwell | 1 | 17 | 17.0 | 17 | 0 |
| Drew Hill | 1 | 14 | 14.0 | 14 | 0 |
| Jeff Kemp | 2 | 9 | 4.5 | 7 | 0 |
| Dan Pastorini | 7 | 5 | 0.7 | 13 | 0 |
| Henry Childs | 1 | 0 | 0.0 | 0 | 0 |
| Jeff Rutledge | 5 | -3 | -0.6 | 4 | 0 |
| Rams | 559 | 2,236 | 4.0 | 69t | 17 |
| Opponents | 585 | 2,397 | 4.1 | 59t | 19 |

| Receiving | No. | Yards | Avg. | Long | TD |
|------------------|------------|--------------|-------------|------------|-----------|
| Preston Dennard | 49 | 821 | 16.8 | 64 | 4 |
| Wendell Tyler | 45 | 436 | 9.7 | 67t | 5 |
| Billy Waddy | 31 | 460 | 14.8 | 46 | 0 |
| Cullen Bryant | 22 | 160 | 7.3 | 39 | 0 |
| Walt Arnold | 20 | 212 | 10.6 | 24 | 2 |
| Mike Guman | 18 | 130 | 7.2 | 14 | 0 |
| Drew Hill | 16 | 355 | 22.2 | 45 | 3 |
| Henry Childs | 12 | 145 | 12.1 | 39 | 1 |
| Willie Miller | 10 | 147 | 14.7 | 20 | 0 |
| Jeff Moore | 7 | 105 | 15.0 | 35 | 0 |
| Jewerl Thomas | 5 | 37 | 7.4 | 13 | 0 |
| Rams | 235 | 3,008 | 12.8 | 67t | 15 |
| Opponents | 204 | 3,057 | 15.0 | 64 | 17 |

| Interceptions | No. | Yards | Avg. | Long | TD |
|------------------|-----------|------------|-------------|-----------|----------|
| Nolan Cromwell | 5 | 94 | 18.8 | 94 | 0 |
| Pat Thomas | 4 | 80 | 20.0 | 64 | 0 |
| LeRoy Irvin | 3 | 18 | 6.0 | 18 | 0 |
| Rod Perry | 3 | 18 | 6.0 | 10 | 0 |
| Jim Youngblood | 1 | 20 | 20.0 | 20 | 0 |
| Joe Harris | 1 | 7 | 7.0 | 7 | 0 |
| Rams | 17 | 237 | 13.9 | 94 | 0 |
| Opponents | 32 | 361 | 11.3 | 43 | 1 |

| Punting | No. | Yards | Avg. | TB | In20 | Long | Bik. |
|------------------|-----------|--------------|-------------|-----------|-----------|-----------|----------|
| Frank Corral | 89 | 3,735 | 42.0 | 3 | 19 | 67 | 0 |
| Rams | 89 | 3,735 | 42.0 | 3 | 19 | 67 | 0 |
| Opponents | 94 | 3,856 | 41.0 | 15 | 16 | 72 | 0 |

| Punt Returns | No. | FC | Yards | Avg. | Long | TD |
|------------------|-----------|----------|------------|-------------|------------|----------|
| LeRoy Irvin | 46 | 6 | 615 | 13.4 | 84t | 3 |
| Johnnie Johnson | 1 | 2 | 39 | 39.0 | 39 | 0 |
| Drew Hill | 2 | 0 | 22 | 11.0 | 12 | 0 |
| Rams | 49 | 8 | 676 | 13.8 | 84t | 3 |
| Opponents | 52 | 8 | 481 | 9.3 | 55 | 0 |

| Kickoff Returns | No. | Yards | Avg. | Long | TD |
|------------------|-----------|--------------|-------------|------------|----------|
| Drew Hill | 60 | 1,170 | 19.5 | 50 | 0 |
| Ivory Sully | 3 | 31 | 10.3 | 22 | 0 |
| Greg Meisner | 1 | 17 | 17.0 | 17 | 0 |
| Jewerl Thomas | 1 | 15 | 15.0 | 15 | 0 |
| Mike Guman | 1 | 10 | 10.0 | 10 | 0 |
| Jairo Penaranda | 1 | 1 | 1.0 | 1 | 0 |
| Irv Pankey | 1 | 0 | 0.0 | 0 | 0 |
| Rams | 68 | 1,244 | 18.3 | 50 | 0 |
| Opponents | 60 | 1,443 | 24.1 | 95t | 2 |

| Field Goals | 1-19 | 20-29 | 30-39 | 40-49 | 50+ |
|------------------|------------|------------|-------------|--------------|------------|
| Frank Corral | 0-0 | 6-9 | 5-6 | 6-11 | 0-0 |
| RAMS | 0-0 | 6-9 | 5-6 | 6-11 | 0-0 |
| Opponents | 3-3 | 4-5 | 8-11 | 10-12 | 1-2 |

Frank Corral (35, 29M, 36) (40) () (24) (22M, 38, 41) (25, 37, 25) (40) (49M, 25, 26M, 32M, 45M) (42, 31) (44, 24) (22) (44) (40B) (49M) (47M) ()

Opponents (50, 41, 44B) (45, 46, 34) (19, 23, 44) () (35, 29B) () (40, 39) (42, 18) (49, 45, 30M) (32M, 35M) (37) (47, 34, 32, 37) (21) (49M, 60M, 19) (45, 25, 22) (35)



1980 (11-5) 2nd, NFC West - Ray Malavasi



| Date | W/L | Score | Opponent | Attend. |
|------------------|-----|-------|--------------------|-------------|
| 9/7 | L | 20-41 | Detroit | (64,892) |
| 9/11 | L | 9-10 | at Tampa Bay | (66,576) |
| 9/21 | W | 51-21 | Green Bay | (63,850) |
| 9/28 | W | 28-7 | at New York Giants | (73,414) |
| 10/5 | W | 48-26 | San Francisco | (62,188) |
| 10/12 | W | 21-13 | at St. Louis | (50,230) |
| 10/19 | W | 31-17 | at San Francisco | (55,360) |
| 10/26 | L | 10-13 | at Atlanta | (57,401) |
| 11/2 | W | 45-31 | New Orleans | (59,909) |
| 11/9 | L | 14-35 | Miami | (62,045) |
| 11/16 | W | 17-14 | at New England | (60,609) |
| 11/24 | W | 27-7 | at New Orleans | (53,448) |
| 11/30 | W | 38-13 | New York Jets | (59,743) |
| 12/7 | L | 7-10 | at Buffalo (OT) | (77,133) |
| 12/15 | W | 38-14 | Dallas | (65,154) |
| 12/21 | W | 20-17 | Atlanta (OT) | (62,469) |
| 12/28 | L | 13-34 | at Dallas* | (64,533) |
| Total Attendance | | | | (1,058,954) |

* Denotes NFC Wild Card

| | Rams | OPP |
|---------------------------|----------------|----------------|
| First Downs | 316 | 281 |
| Rushing | 144 | 112 |
| Passing | 157 | 141 |
| Penalty | 15 | 28 |
| 3rd Down Eff. | 113-256-44.1% | 70-230-30.4% |
| Total Net Yards | 6,006 | 4,546 |
| Avg./Game | 375.4 | 284.1 |
| Total Plays | 1,095 | 1011 |
| Avg./Play | 5.5 | 4.5 |
| Net Yards Rushing | 2,799 | 1,945 |
| Avg./Game | 174.9 | 121.6 |
| Total Rushes | 615 | 445 |
| Net Yards Passing | 3,207 | 2,601 |
| Avg./Game | 200.4 | 162.6 |
| Sacked-Yds. Lost | 29-234 | 56-496 |
| Gross Yards | 3,441 | 3,097 |
| Att-Comp-Int | 451-261-23 | 510-245-25 |
| Comp. % | 57.9 | 48.0 |
| Punts/Avg. | 36-39.5 | 90-42.1 |
| Net Avg. | 33.1 | 36.2 |
| Penalties/Yards | 118-973 | 83-778 |
| Fumbles/ Ball Lost | 29-13 | 30-17 |
| Touchdowns | 54 | 38 |
| Rushing | 17 | 13 |
| Passing | 31 | 23 |
| Returns | 6 | 2 |

| Score by Periods | 1 | 2 | 3 | 4 | OT | T |
|------------------|-----------|------------|-----------|------------|----------|------------|
| Rams | 95 | 172 | 92 | 62 | 3 | 424 |
| Opponents | 30 | 89 | 54 | 113 | 3 | 289 |

| Scoring | TD | Ru | Pa | Rt | PAT | FG | S | Pts. |
|------------------|-----------|-----------|-----------|----------|--------------|--------------|----------|------------|
| Frank Corral | 0 | 0 | 0 | 0 | 51-52 | 16-30 | 0 | 99 |
| Elvis Peacock | 9 | 7 | 2 | 0 | 0-0 | 0-0 | 0 | 54 |
| Willie Miller | 8 | 0 | 8 | 0 | 0-0 | 0-0 | 0 | 48 |
| Cullen Bryant | 6 | 3 | 3 | 0 | 0-0 | 0-0 | 0 | 36 |
| Preston Dennard | 6 | 0 | 6 | 0 | 0-0 | 0-0 | 0 | 36 |
| Billy Waddy | 5 | 0 | 5 | 0 | 0-0 | 0-0 | 0 | 30 |
| Mike Guman | 4 | 4 | 0 | 0 | 0-0 | 0-0 | 0 | 24 |
| Drew Hill | 3 | 0 | 2 | 1 | 0-0 | 0-0 | 0 | 18 |
| Victor Hicks | 3 | 0 | 3 | 0 | 0-0 | 0-0 | 0 | 18 |
| Jewerl Thomas | 3 | 2 | 0 | 1 | 0-0 | 0-0 | 0 | 18 |
| Nolan Cromwell | 1 | 0 | 0 | 1 | 1-1 | 0-0 | 0 | 7 |
| Vince Ferragamo | 1 | 1 | 0 | 0 | 0-0 | 0-0 | 0 | 6 |
| Jeff Moore | 1 | 0 | 1 | 0 | 0-0 | 0-0 | 0 | 6 |
| Walt Arnold | 1 | 0 | 1 | 0 | 0-0 | 0-0 | 0 | 6 |
| Jim Youngblood | 1 | 0 | 0 | 1 | 0-0 | 0-0 | 0 | 6 |
| Rod Perry | 1 | 0 | 0 | 1 | 0-0 | 0-0 | 0 | 6 |
| Johnnie Johnson | 1 | 0 | 0 | 1 | 0-0 | 0-0 | 0 | 6 |
| TEAM | 0 | 0 | 0 | 0 | 0-1 | 0-0 | 0 | 0 |
| Rams | 54 | 17 | 31 | 6 | 52-54 | 16-30 | 0 | 424 |
| Opponents | 38 | 13 | 23 | 2 | 34-38 | 9-20 | 0 | 289 |

Usual Starters

| | | | |
|----|----------------------|-----|----------------------|
| WR | Preston Dennard (16) | DE | Jack Youngblood (16) |
| LT | Doug France (16) | DT | Larry Brooks (14) |
| LG | Kent Hill (16) | DT | Cody Jones (15) |
| C | Rich Saul (16) | DE | Fred Dryer (16) |
| RG | Dennis Harrah (8) | LLB | Jim Youngblood (15) |
| RT | Jackie Slater (15) | MLB | Jack Reynolds (16) |
| TE | Victory Hicks (14) | RLB | George Andrews (8) |
| WR | Billy Waddy (15) | CB | Pat Thomas (14) |
| QB | Vince Ferragamo (15) | CB | Rod Perry (16) |
| FB | Cullen Bryant (16) | SS | Johnnie Johnson (16) |
| RB | Elvis Peacock (9) | FS | Nolan Cromwell (16) |

| Passing | Att. | Comp. | Yards | Pct. | Yards/Att. |
|------------------|------------|------------|--------------|-------------|-------------|
| Vince Ferragamo | 404 | 240 | 3,199 | 59.4 | 7.92 |
| Pat Haden | 41 | 19 | 185 | 46.3 | 4.51 |
| Mike Guman | 1 | 1 | 31 | 100.0 | 31.00 |
| Jeff Rutledge | 4 | 1 | 26 | 25.0 | 6.50 |
| Nolan Cromwell | 1 | 0 | 0 | 0.0 | 0.00 |
| Rams | 451 | 261 | 3,441 | 57.9 | 6.68 |
| Opponents | 510 | 245 | 3,097 | 48.0 | 4.59 |

| Rushing | No. | Yards | Avg. | Long | TD |
|------------------|------------|--------------|------------|-----------|-----------|
| Cullen Bryant | 183 | 807 | 4.4 | 20 | 3 |
| Elvis Peacock | 164 | 777 | 4.7 | 36 | 7 |
| Jewerl Thomas | 65 | 427 | 6.6 | 61 | 2 |
| Mike Guman | 100 | 410 | 4.1 | 17 | 4 |
| Wendell Tyler | 30 | 157 | 5.2 | 17 | 0 |
| Eddie Hill | 39 | 120 | 3.1 | 19 | 0 |
| Vince Ferragamo | 15 | 34 | 2.3 | 15 | 1 |
| Preston Dennard | 2 | 20 | 10.0 | 21 | 0 |
| Victor Hicks | 1 | 19 | 19.0 | 19 | 0 |
| Lydell Mitchell | 7 | 16 | 2.3 | 5 | 0 |
| Pat Haden | 3 | 12 | 4.0 | 6 | 0 |
| Drew Hill | 1 | 4 | 4.0 | 4 | 0 |
| Nolan Cromwell | 2 | 0 | 0.0 | 0 | 0 |
| Bob Lee | 1 | -1 | -1.0 | -1 | 0 |
| Billy Waddy | 1 | -1 | -1.0 | -1 | 0 |
| Willie Miller | 1 | -2 | -2.0 | -2 | 0 |
| Rams | 615 | 2,799 | 4.6 | 61 | 17 |
| Opponents | 445 | 1,945 | 4.4 | 65 | 13 |

| Receiving | No. | Yards | Avg. | Long | TD |
|------------------|------------|--------------|-------------|------------|-----------|
| Cullen Bryant | 53 | 386 | 7.3 | 25 | 3 |
| Billy Waddy | 38 | 670 | 17.6 | 44t | 5 |
| Preston Dennard | 36 | 596 | 16.6 | 44 | 6 |
| Elvis Peacock | 25 | 213 | 8.5 | 59t | 2 |
| Victor Hicks | 23 | 318 | 13.8 | 32t | 3 |
| Willie Miller | 22 | 358 | 16.3 | 45 | 8 |
| Drew Hill | 19 | 416 | 21.9 | 74t | 2 |
| Mike Guman | 14 | 131 | 9.4 | 41 | 0 |
| Jeff Moore | 10 | 168 | 16.8 | 37 | 1 |
| Walt Arnold | 5 | 75 | 15.0 | 33 | 1 |
| Jewerl Thomas | 5 | 30 | 6.0 | 11 | 0 |
| Eddie Hill | 4 | 29 | 7.3 | 11 | 0 |
| Terry Nelson | 3 | 22 | 7.3 | 12 | 0 |
| Lydell Mitchell | 2 | 21 | 10.5 | 13 | 0 |
| Wendell Tyler | 2 | 8 | 4.0 | 5 | 0 |
| Rams | 261 | 3,441 | 13.2 | 74t | 31 |
| Opponents | 245 | 3,097 | 12.6 | 60 | 23 |

| Interceptions | No. | Yards | Avg. | Long | TD |
|------------------|-----------|------------|-------------|------------|----------|
| Nolan Cromwell | 8 | 140 | 17.5 | 34 | 1 |
| Rod Perry | 5 | 115 | 23.0 | 83t | 1 |
| Johnnie Johnson | 3 | 102 | 34.0 | 99t | 1 |
| Ppat Thomas | 3 | 14 | 4.7 | 14 | 0 |
| LeRoy Irvin | 2 | 80 | 40.0 | 80 | 0 |
| Jeff Delaney | 2 | 42 | 21.0 | 27 | 0 |
| Jim Youngblood | 1 | 33 | 33.0 | 33t | 1 |
| Jack Reynolds | 1 | 20 | 20.0 | 20 | 0 |
| Rams | 25 | 546 | 21.8 | 99t | 4 |
| Opponents | 23 | 302 | 13.3 | 47 | 1 |

| Punting | No. | Yards | Avg. | TB | In20 | Long | Bik. |
|------------------|-----------|--------------|-------------|-----------|-----------|-----------|----------|
| Frank Corral | 36 | 3,002 | 39.5 | 5 | 14 | 65 | 1 |
| Rams | 36 | 3,002 | 39.5 | 5 | 14 | 65 | 1 |
| Opponents | 90 | 3,789 | 42.1 | 11 | 28 | 63 | 1 |

| Punt Returns | No. | FC | Yards | Avg. | Long | TD |
|------------------|-----------|-----------|------------|------------|-----------|----------|
| LeRoy Irvin | 42 | 7 | 296 | 7.0 | 26 | 0 |
| Billy Waddy | 2 | 0 | 10 | 5.0 | 10 | 0 |
| Mike Guman | 2 | 1 | 6 | 3.0 | 3 | 0 |
| Johnnie Johnson | 1 | 4 | 3 | 3.0 | 3 | 0 |
| Nolan Cromwell | 0 | 2 | 0 | 0.0 | 0 | 0 |
| Rams | 47 | 14 | 315 | 6.7 | 26 | 0 |
| Opponents | 42 | 5 | 353 | 8.4 | 32 | 0 |

| Kickoff Returns | No. | Yards | Avg. | Long | TD |
|------------------|-----------|--------------|-------------|------------|----------|
| Drew Hill | 43 | 880 | 20.5 | 98t | 1 |
| Mike Guman | 2 | 25 | 12.5 | 13 | 0 |
| Ppat Thomas | 1 | 12 | 12.0 | 12 | 0 |
| Jewerl Thomas | 2 | 21 | 10.5 | 15 | 0 |
| Ivory Sully | 4 | 36 | 9.0 | 20 | 0 |
| LeRoy Irvin | 1 | 5 | 5.0 | 5 | 0 |
| Rams | 53 | 979 | 18.5 | 98t | 1 |
| Opponents | 78 | 1,553 | 19.9 | 88 | 0 |

| Field Goals | 1-19 | 20-29 | 30-39 | 40-49 | 50+ |
|------------------|------------|--------------|------------|------------|------------|
| Frank Corral | 1-1 | 11-12 | 2-5 | 2-9 | 0-3 |
| Rams | 1-1 | 11-12 | 2-5 | 2-9 | 0-3 |
| Opponents | 1-1 | 1-1 | 4-7 | 2-9 | 1-2 |

Frank Corral () (42, 32, 27) (29) () (28, 35) (43M, 41M) (47) (23, 41M, 55M) (27, 22M) () (29) (53M, 59M, 23, 19) (25, 49M, 43M) (39M) (33M, 27) (47M, 26, 37M, 47M, 23)

Opponents (52, 38) (40M, 43) () () () (44M, 44M) (39) (44M) (47M, 36) () (47M) (47M) (22, 40) (38M, 38M, 30) (51M) (39M, 18)

| TD | TD% | Int. | Int% | Long | Sack/Lost | Rating |
|-----------|------------|-----------|------------|------------|---------------|-------------|
| 30 | 7.4 | 19 | 4.7 | 74t | 23/191 | 89.7 |
| 0 | 0.0 | 4 | 9.8 | 23 | 4/30 | 19.9 |
| 1 | 100.0 | 0 | 0.0 | 31t | 1/5 | 158.3 |
| 0 | 0.0 | 0 | 0.0 | 26 | 1/8 | 54.2 |
| 0 | 0.0 | 0 | 0.0 | 0 | 0/0 | 39.6 |
| 31 | 6.9 | 23 | 5.1 | 74t | 29/234 | 83.8 |
| 23 | 4.5 | 25 | 4.9 | 60 | 56/496 | 62.0 |



1979 (9-7) 1st, NFC West - Ray Malavasi



| Date | W/L | Score | Opponent | Attend. |
|-----------|-----|-------|-----------------------|-----------|
| 9/2 | L | 17-24 | Oakland | (59,000) |
| 9/6 | W | 13-9 | at Denver | (74,884) |
| 9/16 | W | 27-24 | San Francisco | (44,303) |
| 9/23 | L | 6-21 | at Tampa Bay | (69,497) |
| 9/30 | W | 21-0 | St. Louis | (48,160) |
| 10/7 | W | 35-17 | at New Orleans | (68,986) |
| 10/14 | L | 6-30 | at Dallas | (64,462) |
| 10/21 | L | 16-40 | San Diego | (64,245) |
| 10/28 | L | 14-20 | New York Giants | (43,376) |
| 11/4 | W | 24-0 | at Seattle | (62,048) |
| 11/11 | L | 23-27 | at Chicago | (51,483) |
| 11/19 | W | 20-14 | Atlanta | (54,097) |
| 11/25 | W | 26-20 | at San Francisco | (49,282) |
| 12/2 | W | 27-21 | Minnesota (OT) | (56,700) |
| 12/9 | W | 34-13 | at Atlanta | (49,236) |
| 12/16 | L | 14-29 | New Orleans | (53,879) |
| 12/30 | W | 21-19 | at Dallas* | (64,792) |
| 1/6/1980 | W | 9-0 | at Tampa Bay^ | (72,033) |
| 1/20/1980 | L | 19-31 | Pittsburgh (SB XIV)^A | (103,985) |

Total Attendance (1,154,448)
 * Denotes NFC Divisional game
 ^ Denotes NFC Championship
 ^^ Denotes Super Bowl XIV in Pasadena, Calif.

| | Rams | OPP |
|---------------------------|----------------|-----------------|
| First Downs | 299 | 266 |
| Rushing | 134 | 115 |
| Passing | 138 | 133 |
| Penalty | 27 | 18 |
| 3rd Down Efficiency | 91-256-35.5% | 85-251-33.9 |
| Total Net Yards | 5,133 | 4,553 |
| Avg./Game | 320.8 | 284.6 |
| Total Plays | 1,087 | 1,054 |
| Avg./Play | 4.7 | 4.3 |
| Net Yards Rushing | 2,460 | 1,997 |
| Avg./Game | 153.8 | 124.8 |
| Total Rushes | 592 | 548 |
| Net Yards Passing | 2,673 | 2,556 |
| Avg./Game | 167.1 | 159.8 |
| Sacked-Yds. Lost | 39-359 | 52-451 |
| Gross Yards | 3,032 | 3,007 |
| Att-Comp-Int | 456-242-29 | 454-220-25 |
| Comp. % | 53.1 | 48.5 |
| Punts/Avg. | 95-39.3 | 108-40.3 |
| Net Avg. | 33.6 | 35.0 |
| Penalties/Yards | 98-743 | 105-993 |
| Fumbles/ Ball Lost | 38-20 | 38-16 |
| Touchdowns | 41 | 38 |
| Rushing | 16 | 13 |
| Passing | 19 | 24 |
| Returns | 6 | 1 |

| Score by Periods | 1 | 2 | 3 | 4 | OT | T |
|------------------|----|-----|----|----|----|-----|
| Rams | 80 | 131 | 47 | 59 | 6 | 323 |
| Opponents | 47 | 98 | 81 | 83 | 0 | 309 |

| Scoring | TD | Ru | Pa | Rt | PAT | FG | S | Pts. |
|------------------|-----------|-----------|-----------|----------|--------------|--------------|----------|------------|
| Frank Corral | 0 | 0 | 0 | 0 | 36-39 | 13-25 | 0 | 75 |
| Wendell Tyler | 10 | 9 | 1 | 0 | 0-0 | 0-0 | 0 | 60 |
| Cullen Bryant | 5 | 5 | 0 | 0 | 0-0 | 0-0 | 0 | 30 |
| Preston Dennard | 4 | 0 | 4 | 0 | 0-0 | 0-0 | 0 | 24 |
| Terry Nelson | 3 | 0 | 3 | 0 | 0-0 | 0-0 | 0 | 18 |
| Billy Waddy | 3 | 0 | 3 | 0 | 0-0 | 0-0 | 0 | 18 |
| Eddie Hill | 2 | 1 | 1 | 0 | 0-0 | 0-0 | 0 | 12 |
| Ron Jessie | 2 | 0 | 2 | 0 | 0-0 | 0-0 | 0 | 12 |
| Charlie Young | 2 | 0 | 2 | 0 | 0-0 | 0-0 | 0 | 12 |
| Jim Youngblood | 2 | 0 | 0 | 2 | 0-0 | 0-0 | 0 | 12 |
| Nolan Cromwell | 1 | 0 | 0 | 0 | 0-0 | 0-0 | 0 | 6 |
| Joe Harris | 1 | 0 | 0 | 1 | 0-0 | 0-0 | 0 | 6 |
| Drew Hill | 1 | 0 | 1 | 0 | 0-0 | 0-0 | 0 | 6 |
| Jim Jodat | 1 | 0 | 0 | 1 | 0-0 | 0-0 | 0 | 6 |
| Sid Justin | 1 | 0 | 0 | 1 | 0-0 | 0-0 | 0 | 6 |
| Williw Miller | 1 | 0 | 1 | 0 | 0-0 | 0-0 | 0 | 6 |
| Jack Reynolds | 1 | 0 | 0 | 1 | 0-0 | 0-0 | 0 | 6 |
| Ron Smith | 1 | 0 | 1 | 0 | 0-0 | 0-0 | 0 | 6 |
| Team | 0 | 0 | 0 | 0 | 0-1 | 0-0 | 1 | 2 |
| Rams | 41 | 16 | 19 | 6 | 36-40 | 13-25 | 1 | 323 |
| Opponents | 38 | 13 | 24 | 1 | 35-38 | 14-21 | 2 | 309 |

Usual Starters

| | | | |
|----|----------------------|-----|----------------------|
| WR | Preston Dennard (11) | DT | Jack Youngblood (16) |
| LT | Doug France (13) | DT | Larry Brooks (16) |
| LG | Kent Hill (9) | DT | Mike Fanning (16) |
| C | Rich Saul (16) | DE | Fred Dryer (16) |
| RG | Dennis Harrah (12) | LLB | Jim Youngblood (16) |
| RT | Jackie Slater (16) | MLB | Jack Reynolds (16) |
| TE | Terry Nelson (16) | RLB | Bob Budzinski (16) |
| WR | Billy Waddy (6) | CB | Dwayne O'Steen (12) |
| QB | Pat Haden (10) | CB | Rod Perry (7) |
| FB | Cullen Bryant (16) | | Pat Thomas (7) |
| RB | Wenell Tyler (12) | SS | Dave Elmendorf (16) |
| | | FS | Nolan Cromwell (16) |

| Passing | Att. | Comp. | Yards | Pct. | Yards/Att. |
|------------------|------------|------------|--------------|-------------|-------------|
| Pat Haden | 290 | 163 | 1,854 | 56.2 | 6.39 |
| Vince Ferragamo | 110 | 53 | 778 | 48.2 | 7.07 |
| Jeff Rutledge | 32 | 13 | 125 | 40.6 | 3.91 |
| Bob Lee | 22 | 11 | 243 | 50.0 | 11.05 |
| Ken Clark | 2 | 2 | 32 | 100.0 | 16.00 |
| Rams | 456 | 242 | 3,032 | 53.1 | 5.40 |
| Opponents | 454 | 220 | 3,007 | 48.5 | 5.05 |

| Rushing | No. | Yards | Avg. | Long | TD |
|---------------------|------------|--------------|------------|------------|-----------|
| Wendell Tyler | 218 | 1,109 | 5.1 | 63t | 9 |
| Cullen Bryant | 177 | 619 | 3.5 | 15 | 5 |
| Lawrence McCutcheon | 73 | 243 | 3.3 | 21 | 0 |
| Elvis Peacock | 52 | 224 | 4.3 | 15 | 0 |
| Eddie Hill | 29 | 114 | 3.9 | 27 | 1 |
| Pat Haden | 16 | 97 | 6.1 | 17 | 0 |
| Preston Dennard | 4 | 32 | 8.0 | 15 | 0 |
| Jeff Rutledge | 5 | 27 | 5.4 | 14 | 0 |
| Jim Jodat | 6 | 6 | 1.0 | 4 | 0 |
| Nolan Cromwell | 1 | 5 | 5.0 | 5 | 1 |
| Willie Miller | 1 | 4 | 4.0 | 4 | 0 |
| Ken Clark | 1 | 3 | 3.0 | 3 | 0 |
| Vince Ferragamo | 3 | -2 | -0.7 | 2 | 0 |
| Bob Lee | 4 | -5 | -1.3 | 0 | 0 |
| Terry Nelson | 2 | -16 | -8.0 | -6 | 0 |
| Rams | 592 | 2,460 | 4.2 | 63t | 16 |
| Opponents | 548 | 1,997 | 3.6 | 27 | 13 |

| Receiving | No. | Yards | Avg. | Long | TD |
|---------------------|------------|--------------|-------------|------------|-----------|
| Preston Dennard | 43 | 766 | 17.8 | 50 | 4 |
| Wendell Tyler | 32 | 308 | 9.6 | 71t | 1 |
| Cullen Bryant | 31 | 227 | 7.3 | 24 | 0 |
| Terry Nelson | 25 | 293 | 11.7 | 26 | 3 |
| Elvis Peacock | 21 | 261 | 12.4 | 49 | 0 |
| Lawrence McCutcheon | 19 | 101 | 5.3 | 11 | 0 |
| Ron Smith | 16 | 300 | 18.8 | 38 | 1 |
| Billy Waddy | 14 | 220 | 15.7 | 40t | 3 |
| Charlie Young | 13 | 144 | 11.1 | 23 | 2 |
| Ron Jessie | 11 | 169 | 15.4 | 39t | 2 |
| Willie Miller | 8 | 111 | 13.9 | 23 | 1 |
| Drew Hill | 4 | 94 | 23.5 | 43 | 1 |
| Eddie Hill | 4 | 36 | 9.0 | 21t | 1 |
| George Andrews | 1 | 2 | 2.0 | 2 | 0 |
| Rams | 242 | 3,032 | 12.5 | 71t | 19 |
| Opponents | 220 | 3,007 | 13.7 | 68t | 24 |

| Interceptions | No. | Yards | Avg. | Long | TD |
|------------------|-----------|------------|-------------|-----------|----------|
| Nolan Cromwell | 5 | 109 | 21.8 | 34 | 0 |
| Jim Youngblood | 5 | 89 | 17.8 | 34t | 2 |
| Dwayne O'Steen | 4 | 42 | 10.5 | 36 | 0 |
| Dave Elmendorf | 3 | 39 | 13.0 | 32 | 0 |
| Eddie Brown | 3 | 32 | 10.7 | 25 | 0 |
| Pat Thomas | 3 | 5 | 1.7 | 5 | 0 |
| Bob Brudzinski | 1 | 26 | 26.0 | 26 | 0 |
| Sid Justin | 1 | 13 | 13.0 | 13 | 0 |
| Rams | 25 | 355 | 14.2 | 36 | 2 |
| Opponents | 29 | 387 | 13.3 | 50 | 0 |

| Punting | No. | Yards | Avg. | TB | In20 | Long | Bik. |
|------------------|------------|--------------|-------------|-----------|-----------|-----------|----------|
| Ken Clark | 93 | 3,731 | 40.1 | 7 | 17 | 60 | 2 |
| Rams | 95 | 3,731 | 39.3 | 7 | 17 | 60 | 2 |
| Opponents | 108 | 4,347 | 40.3 | 11 | 20 | 73 | 2 |

| Punt Returns | No. | FC | Yards | Avg. | Long | TD |
|------------------|-----------|-----------|------------|------------|-----------|----------|
| Eddie Brown | 56 | 19 | 332 | 5.9 | 30 | 0 |
| Drew Hill | 1 | 0 | 0 | 0.0 | 0 | 0 |
| Sid Justin | 1 | 0 | -2 | -2.0 | -2 | 0 |
| Rams | 58 | 19 | 330 | 5.7 | 30 | 0 |
| Opponents | 59 | 6 | 405 | 6.9 | 18 | 0 |

| Kickoff Returns | No. | Yards | Avg. | Long | TD |
|------------------|-----------|--------------|-------------|-----------|----------|
| Drew Hill | 40 | 803 | 20.1 | 39 | 0 |
| Eddie Hill | 15 | 305 | 20.3 | 43 | 0 |
| Eddie Brown | 5 | 103 | 20.6 | 28 | 0 |
| Elvis Peacock | 3 | 46 | 15.3 | 18 | 0 |
| Jim Jodat | 2 | 19 | 9.5 | 19 | 0 |
| Wendell Tyler | 1 | 16 | 16.0 | 16 | 0 |
| Rams | 66 | 1,292 | 19.6 | 55 | 0 |
| Opponents | 58 | 1,303 | 22.5 | 70 | 0 |

| Field Goals | 1-19 | 20-29 | 30-39 | 40-49 | 50+ |
|------------------|------------|------------|--------------|-------------|------------|
| Frank Corral | 1-1 | 5-5 | 2-6 | 5-12 | 0-1 |
| RAMS | 1-1 | 5-5 | 2-6 | 5-12 | 0-1 |
| Opponents | 1-1 | 1-2 | 10-12 | 2-5 | 0-1 |

Frank Corral (46) (30, 34, 40M) (49, 43) (47M, 47M) (52M, 38M) () (42, 41) (42) (33) (40M, 23) (27, 47M) () (23, 24, 39M) (39) (45M, 18, 24) ()

Opponents (38) () (32) (32B) (31M) (32) (32) (37, 31) (49, 71M, 31) () (38, 35) () (24M, 43, 19) (46, 43B) () (49M, 35, 24)

| TD | TD% | Int. | Int% | Long | Sack/Lost | Rating |
|-----------|------------|-----------|------------|------------|---------------|-------------|
| 11 | 3.8 | 14 | 4.8 | 50 | 21/178 | 68.2 |
| 5 | 4.5 | 10 | 9.1 | 71t | 11/115 | 48.8 |
| 1 | 3.1 | 4 | 12.5 | 22 | 3/27 | 23.0 |
| 2 | 9.1 | 1 | 4.5 | 41t | 4/39 | 101.4 |
| 0 | 0.0 | 0 | 0.0 | 30 | 0/0 | 118.8 |
| 19 | 4.2 | 29 | 6.4 | 71t | 39/359 | 61.4 |
| 24 | 5.3 | 25 | 5.5 | 68t | 52/451 | 64.7 |



1978 (12-4) 1st, NFC West - Ray Malavasi



| Date | W/L | Score | Opponent | Attend. |
|------------------|-----|-------|--------------------|-------------|
| 9/3 | W | 16-14 | at Philadelphia | (64,721) |
| 9/10 | W | 10-0 | Atlanta | (46,201) |
| 9/17 | W | 27-14 | Dallas | (65,749) |
| 9/24 | W | 10-6 | at Houston | (45,749) |
| 10/1 | W | 26-20 | at New Orleans | (61,654) |
| 10/8 | W | 27-10 | San Francisco | (59,337) |
| 10/15 | W | 34-17 | at Minnesota | (46,551) |
| 10/22 | L | 3-10 | New Orleans | (47,574) |
| 10/30 | L | 7-15 | at Atlanta | (57,250) |
| 11/5 | W | 26-23 | Tampa Bay | (55,182) |
| 11/12 | W | 10-7 | Pittsburgh | (63,089) |
| 11/19 | W | 31-28 | at San Francisco | (45,022) |
| 11/26 | L | 19-30 | at Cleveland | (55,158) |
| 12/3 | W | 20-17 | at New York Giants | (62,629) |
| 12/11 | L | 19-20 | Cincinnati | (47,471) |
| 12/17 | W | 31-14 | Green Bay | (42,500) |
| 12/31 | W | 34-10 | Minnesota* | (69,631) |
| 1/7/1979 | L | 0-28 | Dallas^ | (67,470) |
| Total Attendance | | | | (1,002,938) |

* Denotes NFC Divisional game
^ Denotes NFC Championship

| | Rams | OPP |
|---------------------------|-----------------|-----------------|
| First Downs | 301 | 229 |
| Rushing | 128 | 89 |
| Passing | 148 | 113 |
| Penalty | 25 | 27 |
| 3rd Down Efficiency | 92-245-37.6% | 80-236-33.9% |
| Total Net Yards | 5,182 | 3,893 |
| Avg./Game | 323.9 | 243.3 |
| Total Plays | 1,109 | 951 |
| Avg./Play | 4.7 | 4.1 |
| Net Yards Rushing | 2,308 | 1,845 |
| Avg./Game | 144.3 | 115.3 |
| Total Rushes | 609 | 505 |
| Net Yards Passing | 2,874 | 2,048 |
| Avg./Game | 179.6 | 128.0 |
| Sacked-Yds. Lost | 34-235 | 47-401 |
| Gross Yards | 3,109 | 2,449 |
| Att-Comp-Int | 466-236-22 | 399-188-28 |
| Comp. % | 50.6 | 47.1 |
| Punts/Avg. | 85-36.1 | 104-38.0 |
| Net Avg. | 32.3 | 30.2 |
| Penalties/Yards | 133-1169 | 100-755 |
| Fumbles/ Ball Lost | 39-22 | 33-15 |
| Touchdowns | 33 | 28 |
| Rushing | 12 | 11 |
| Passing | 13 | 15 |
| Returns | 8 | 2 |

| Score by Periods | 1 | 2 | 3 | 4 | T |
|------------------|----|-----|----|-----|-----|
| Rams | 66 | 100 | 37 | 113 | 316 |
| Opponents | 20 | 70 | 57 | 98 | 245 |

| Scoring | TD | Ru | Pa | Rt | PAT | FG | S | Pts. |
|---------------------|-----------|-----------|-----------|----------|--------------|--------------|----------|------------|
| Frank Corral | 0 | 0 | 0 | 0 | 31-33 | 29-43 | 0 | 118 |
| Cullen Bryant | 7 | 7 | 0 | 0 | 0-0 | 0-0 | 0 | 42 |
| Willie Miller | 5 | 0 | 5 | 0 | 0-0 | 0-0 | 0 | 30 |
| John Cappelletti | 4 | 3 | 1 | 0 | 0-0 | 0-0 | 0 | 24 |
| Ron Jessie | 4 | 0 | 4 | 0 | 0-0 | 0-0 | 0 | 24 |
| Rod Perry | 3 | 0 | 0 | 3 | 0-0 | 0-0 | 0 | 18 |
| Nolan Cromwell | 2 | 1 | 0 | 1 | 0-0 | 0-0 | 0 | 12 |
| Lawrence McCutcheon | 2 | 0 | 2 | 0 | 0-0 | 0-0 | 0 | 12 |
| Billy Waddy | 1 | 0 | 1 | 0 | 0-0 | 0-0 | 0 | 6 |
| Dwight Scales | 1 | 0 | 0 | 1 | 0-0 | 0-0 | 0 | 6 |
| Terry Nelson | 1 | 1 | 0 | 0 | 0-0 | 0-0 | 0 | 6 |
| Bob Brudzinski | 1 | 0 | 0 | 1 | 0-0 | 0-0 | 0 | 6 |
| Isiah Robertson | 1 | 0 | 0 | 1 | 0-0 | 0-0 | 0 | 6 |
| Pat Thomas | 1 | 0 | 0 | 1 | 0-0 | 0-0 | 0 | 6 |
| Rams | 33 | 12 | 13 | 8 | 31-33 | 29-43 | 0 | 316 |
| Opponents | 28 | 11 | 15 | 2 | 26-28 | 17-26 | 0 | 245 |

Usual Starters

| | | | |
|----|-----------------------|-----|----------------------|
| WR | Ron Jessie (16) | DE | Jack Youngblood (16) |
| LT | Doug France (16) | DT | Larry Brooks (14) |
| LG | Tom Mack (16) | DT | Cody Jones (16) |
| C | Rich Saul (15) | DE | Fred Dryer (16) |
| RG | Dennis Harrah (15) | LLB | Jim Youngblood (16) |
| RT | John Williams (16) | MLB | Jack Reynolds (16) |
| TE | Terry Nelson (13) | RLB | Bob Budzinski (10)t |
| WR | Willie Miller (14) | CB | Pat Thomas (12) |
| QB | Pat Haden (16) | CB | Rod Perry (16) |
| FB | Cullen Bryant (9) | SS | Dave Elmendorf (16) |
| | John Cappelletti (14) | FS | Bill Simpson (16) |

| Rushing | No. | Yards | Avg. | Long | TD |
|---------------------|------------|--------------|------------|------------|-----------|
| Cullen Bryant | 178 | 658 | 3.7 | 26 | 7 |
| John Cappelletti | 174 | 604 | 3.5 | 26 | 3 |
| Lawrence McCutcheon | 118 | 420 | 3.6 | 18 | 0 |
| Pat Haden | 33 | 206 | 6.2 | 24 | 0 |
| Jim Jodat | 26 | 100 | 3.8 | 18 | 0 |
| Rod Phillips | 28 | 81 | 2.9 | 11 | 0 |
| Terry Nelson | 6 | 67 | 11.2 | 17 | 1 |
| Jerry Latin | 18 | 64 | 3.6 | 11 | 0 |
| Wendell Tyler | 14 | 45 | 3.2 | 18 | 0 |
| Billy Waddy | 5 | 31 | 6.2 | 11 | 0 |
| Nolan Cromwell | 1 | 16 | 16.0 | 16t | 1 |
| Vince Ferragamo | 2 | 10 | 5.0 | 12 | 0 |
| Anthony Davis | 3 | 7 | 2.3 | 4 | 0 |
| Charlie Young | 2 | 6 | 3.0 | 5 | 0 |
| Willie Miller | 1 | -7 | -7.0 | -7 | 0 |
| Rams | 609 | 2,308 | 3.8 | 26 | 12 |
| Opponents | 505 | 1,845 | 3.7 | 57t | 11 |

| Receiving | No. | Yards | Avg. | Long | TD |
|---------------------|------------|--------------|-------------|------------|-----------|
| Willie Miller | 50 | 767 | 15.3 | 52 | 5 |
| Ron Jessie | 49 | 752 | 15.3 | 47t | 4 |
| John Cappelletti | 41 | 382 | 9.3 | 37 | 1 |
| Terry Nelson | 23 | 344 | 15.0 | 52 | 0 |
| Charlie Young | 18 | 213 | 11.8 | 19 | 0 |
| Billy Waddy | 14 | 258 | 18.4 | 68t | 1 |
| Lawrence McCutcheon | 12 | 76 | 6.3 | 33 | 2 |
| Cullen Bryant | 8 | 76 | 9.5 | 37 | 0 |
| Rod Phillips | 7 | 48 | 6.9 | 16 | 0 |
| Dwight Scales | 5 | 105 | 21.0 | 38 | 0 |
| Preston Dennard | 3 | 35 | 11.7 | 15 | 0 |
| Jim Jodat | 3 | 21 | 7.0 | 10 | 0 |
| Wendell Tyler | 2 | 17 | 8.5 | 16 | 0 |
| Ron Smith | 1 | 15 | 15.0 | 15 | 0 |
| Rams | 236 | 3,109 | 12.2 | 68t | 13 |
| Opponents | 188 | 2,449 | 13.0 | 66 | 15 |

| Interceptions | No. | Yards | Avg. | Long | TD |
|------------------|-----------|------------|-------------|------------|----------|
| Rod Perry | 8 | 117 | 14.6 | 44t | 3 |
| Pat Thomas | 8 | 96 | 12.0 | 33t | 1 |
| Bill Simpson | 5 | 82 | 16.4 | 28 | 0 |
| Dave Elmendorf | 3 | 20 | 6.7 | 12 | 0 |
| Jim Youngblood | 2 | 50 | 25.0 | 36 | 0 |
| Bob Brudzinski | 1 | 31 | 31.0 | 31t | 1 |
| Nolan Cromwell | 1 | 31 | 31.0 | 31 | 0 |
| Rams | 28 | 427 | 15.3 | 44t | 5 |
| Opponents | 22 | 269 | 12.2 | 44 | 0 |

| Punting | No. | Yards | Avg. | TB | In20 | Long | Bik. |
|------------------|------------|--------------|-------------|----------|-----------|-----------|----------|
| Glen Walker | 83 | 3,069 | 37.0 | 5 | 26 | 61 | 2 |
| Rams | 83 | 3,069 | 36.1 | 5 | 26 | 61 | 2 |
| Opponents | 104 | 3,956 | 38.0 | 5 | 15 | 58 | 2 |

| Punt Returns | No. | FC | Yards | Avg. | Long | TD |
|------------------|-----------|-----------|------------|-------------|------------|----------|
| Jackie Wallace | 52 | 5 | 618 | 11.9 | 58 | 0 |
| Eddie Brown | 1 | 0 | 13 | 13.0 | 13 | 0 |
| Cullen Bryant | 3 | 0 | 27 | 9.0 | 21 | 0 |
| Nolan Cromwell | 1 | 2 | 8 | 8.0 | 8 | 0 |
| Billy Waddy | 10 | 0 | 45 | 4.5 | 12 | 0 |
| Rams | 67 | 7 | 711 | 10.6 | 58 | 0 |
| Opponents | 38 | 19 | 223 | 5.9 | 57t | 1 |

| Kickoff Returns | No. | Yards | Avg. | Long | TD |
|------------------|-----------|--------------|-------------|------------|----------|
| Jerry Latin | 22 | 467 | 21.2 | 41 | 0 |
| Jim Jodat | 22 | 447 | 20.3 | 35 | 0 |
| Larry Marshall | 2 | 50 | 25.0 | 38 | 0 |
| Rod Phillips | 3 | 52 | 17.3 | 24 | 0 |
| Wendell Tyler | 2 | 31 | 15.5 | 21 | 0 |
| Doug Smith | 1 | 8 | 8.0 | 8 | 0 |
| Rams | 52 | 1,055 | 20.3 | 41 | 0 |
| Opponents | 64 | 1,335 | 20.9 | 89t | 1 |

| Field Goals | 1-19 | 20-29 | 30-39 | 40-49 | 50+ |
|------------------|------------|--------------|-------------|-------------|------------|
| Frank Corral | 2-2 | 13-15 | 8-12 | 6-13 | 0-1 |
| Rams | 2-2 | 13-15 | 8-12 | 6-13 | 0-1 |
| Opponents | 0-0 | 7-8 | 7-13 | 3-4 | 0-1 |

Frank Corral (29, 47, 46, 48M) (19) (47M) (25, 29B) (51M, 49M, 34, 39) (47, 45M, 38) (31, 40, 38M) (20, 38B) (49M, 43M) (29, 27, 32, 27) (25M, 37) (24, 31M) (25, 46, 26B, 27, 48) (27, 44M, 35) (37, 30, 29, 17) (24)

Opponents (37B) () (49M) (32, 20) (26M) (25) (38) (32) (21, 37, 30, 26, 37) (42, 31M, 25, 30) (31M, 53M) (39M, 35M) (41) (27) (24, 37B, 42) ()

| Passing | Att. | Comp. | Yards | Pct. | Yards/Att. | TD | TD% | Int. | Int% | Long | Sack/Lost | Rating |
|---------------------|------------|------------|--------------|-------------|-------------|-----------|------------|-----------|------------|------------|---------------|-------------|
| Pat Haden | 444 | 229 | 2,995 | 51.6 | 6.75 | 13 | 2.9 | 19 | 4.3 | 68t | 32/216 | 65.0 |
| Vince Ferragamo | 20 | 7 | 114 | 35.0 | 5.70 | 0 | 0.0 | 2 | 10.0 | 28 | 2/19 | 15.4 |
| Lawrence McCutcheon | 1 | 0 | 0 | 0.0 | 0.00 | 0 | 0.0 | 0 | 0.0 | 0 | 0/0 | 39.6 |
| Glen Walker | 1 | 0 | 0 | 0.0 | 0.00 | 0 | 0.0 | 1 | 100.0 | 0 | 0/0 | 0.0 |
| Rams | 466 | 236 | 3,109 | 50.6 | 5.75 | 13 | 2.8 | 22 | 4.9 | 68t | 34/235 | 61.8 |
| Opponents | 399 | 188 | 2,449 | 47.1 | 5.13 | 15 | 3.8 | 28 | 7.1 | 66 | 47/401 | 50.2 |



1977 (10-4) 1st, NFC West - Chuck Knox



| Date | W/L | Score | Opponent | Attend. |
|-------|-----|-------|------------------|----------|
| 9/18 | L | 6-17 | at Atlanta | (55,649) |
| 9/25 | W | 20-0 | Philadelphia | (46,031) |
| 10/2 | W | 34-14 | San Francisco | (55,466) |
| 10/10 | L | 23-24 | at Chicago | (51,412) |
| 10/16 | W | 14-7 | New Orleans | (46,045) |
| 10/24 | W | 35-3 | Minnesota | (62,414) |
| 10/30 | L | 26-27 | at New Orleans | (59,023) |
| 11/6 | W | 31-0 | Tampa Bay | (45,493) |
| 11/13 | W | 24-6 | at Green Bay | (52,948) |
| 11/20 | W | 23-10 | at San Francisco | (56,779) |
| 11/27 | W | 9-0 | at Cleveland | (70,352) |
| 12/4 | W | 20-14 | Oakland | (67,075) |
| 12/11 | W | 23-7 | Atlanta | (52,574) |
| 12/17 | L | 14-17 | at Washington | (54,208) |
| 12/26 | L | 7-14 | Minnesota* | (62,538) |

Total Attendance

* Denotes NFC Divisional game

| | Rams | OPP |
|---------------------------|----------------|----------------|
| First Downs | 270 | 203 |
| Rushing | 139 | 90 |
| Passing | 112 | 94 |
| Penalty | 19 | 19 |
| 3rd Down Efficiency | 100-228-43.9% | 59-200-29.5% |
| Total Net Yards | 4,591 | 3,575 |
| Avg./Game | 327.9 | 255.4 |
| Total Plays | 985 | 868 |
| Avg./Play | 4.7 | 4.1 |
| Net Yards Rushing | 2,575 | 1,698 |
| Avg./Game | 183.9 | 121.3 |
| Total Rushes | 621 | 462 |
| Net Yards Passing | 2,016 | 1,877 |
| Avg./Game | 144.0 | 134.1 |
| Sacked-Yds. Lost | 25-237 | 36-359 |
| Gross Yards | 2,253 | 2,236 |
| Att-Comp-Int | 339-182-11 | 370-180-25 |
| Comp. % | 53.7 | 48.6 |
| Punts/Avg. | 73-35.2 | 89-38.7 |
| Net Avg. | 31.4 | 33.2 |
| Penalties/Yards | 89-869 | 94-825 |
| Fumbles/ Ball Lost | 32-17 | 26-16 |
| Touchdowns | 36 | 18 |
| Rushing | 19 | 7 |
| Passing | 16 | 11 |
| Returns | 1 | 0 |

| Score by Periods | 1 | 2 | 3 | 4 | T |
|------------------|----|-----|----|----|-----|
| Rams | 68 | 102 | 41 | 91 | 302 |
| Opponents | 34 | 45 | 30 | 37 | 146 |

| Scoring | TD | Ru | Pa | Rt | PAT | FG | S | Pts. |
|---------------------|-----------|-----------|-----------|----------|--------------|--------------|----------|------------|
| Rafael Septien | 0 | 0 | 0 | 0 | 32-35 | 18-30 | 0 | 86 |
| Lawrence McCutcheon | 9 | 7 | 2 | 0 | 0-0 | 0-0 | 0 | 54 |
| John Cappelletti | 6 | 5 | 1 | 0 | 0-0 | 0-0 | 0 | 36 |
| Harold Jackson | 6 | 0 | 6 | 0 | 0-0 | 0-0 | 0 | 36 |
| Wendell Tyler | 3 | 3 | 0 | 0 | 0-0 | 0-0 | 0 | 18 |
| Terry Nelson | 3 | 0 | 3 | 0 | 0-0 | 0-0 | 0 | 18 |
| Pat Haden | 2 | 2 | 0 | 0 | 0-0 | 0-0 | 0 | 12 |
| Jim Jodat | 2 | 1 | 1 | 0 | 0-0 | 0-0 | 0 | 12 |
| Rod Phillips | 1 | 1 | 0 | 0 | 0-0 | 0-0 | 0 | 6 |
| Dwight Scales | 1 | 0 | 1 | 0 | 0-0 | 0-0 | 0 | 6 |
| Charle Young | 1 | 0 | 1 | 0 | 0-0 | 0-0 | 0 | 6 |
| Jim Youngblood | 1 | 0 | 0 | 1 | 0-0 | 0-0 | 0 | 6 |
| Billy Waddy | 1 | 0 | 1 | 0 | 0-0 | 0-0 | 0 | 6 |
| Bad Snap | 0 | 0 | 0 | 0 | 0-1 | 0-0 | 0 | 0 |
| Rams | 36 | 19 | 16 | 1 | 32-36 | 18-30 | 0 | 302 |
| Opponents | 18 | 7 | 11 | 0 | 17-18 | 7-18 | 0 | 146 |

Usual Starters

| | | | |
|----|--------------------------|-----|-----------------------|
| WR | Harold Jackson (14) | DE | Jack Youngblood (14) |
| LT | Doug France (13) | DT | Larry Brooks (14) |
| LG | Tom Mack (14) | DT | Cody Jones (14) |
| C | Rich Saul (14) | DE | Fred Dryer (14) |
| RG | Dennis Harrah (8) | LLB | Jim Youngblood (14) |
| RT | John Williams (14) | MLB | Jack Reynolds (6) |
| TE | Terry Nelson (14) | RLB | Isaiah Robertson (14) |
| WR | Billy Waddy (11) | CB | Pat Thomas (12) |
| QB | Pat Haden (10) | CB | Monte Jackson (14) |
| FB | John Cappelletti (14) | SS | Dave Elmendorf (14) |
| RB | Lawrence McCutcheon (14) | FS | Bill Simpson (14) |

| Rushing | No. | Yards | Avg. | Long | TD |
|---------------------|------------|--------------|------------|-----------|-----------|
| Lawrence McCutcheon | 294 | 1,238 | 4.2 | 48 | 7 |
| John Cappelletti | 178 | 598 | 3.4 | 15 | 5 |
| Wendell Tyler | 61 | 317 | 5.2 | 44t | 3 |
| Rod Phillips | 37 | 183 | 4.9 | 25 | 1 |
| Pat Haden | 29 | 106 | 3.7 | 23 | 2 |
| Cullen Bryant | 6 | 42 | 7.0 | 24 | 0 |
| Billy Waddy | 2 | 34 | 17.0 | 30 | 0 |
| Terry Nelson | 3 | 31 | 10.3 | 18 | 0 |
| Jim Jodat | 5 | 15 | 3.0 | 5 | 1 |
| Harold Jackson | 1 | 6 | 6.0 | 6 | 0 |
| Joe Namath | 4 | 5 | 1.3 | 7 | 0 |
| Vince Ferragamo | 1 | 0 | 0.0 | 0 | 0 |
| Rams | 621 | 2,575 | 4.1 | 48 | 19 |
| Opponents | 462 | 1,698 | 3.7 | 51 | 7 |

| Receiving | No. | Yards | Avg. | Long | TD |
|---------------------|------------|--------------|-------------|------------|-----------|
| Harold Jackson | 48 | 666 | 13.9 | 58 | 6 |
| Terry Nelson | 31 | 401 | 12.9 | 46 | 3 |
| John Cappelletti | 28 | 228 | 8.1 | 25t | 1 |
| Lawrence McCutcheon | 25 | 274 | 11.0 | 30 | 2 |
| Billy Waddy | 23 | 355 | 15.4 | 42 | 1 |
| Ron Jessie | 9 | 139 | 15.4 | 21 | 0 |
| Dwight Scales | 5 | 104 | 20.8 | 32 | 1 |
| Charle Young | 5 | 35 | 7.0 | 17 | 1 |
| Cullen Bryant | 4 | 28 | 7.0 | 14 | 0 |
| Jackie Wallace | 1 | 13 | 13.0 | 13 | 0 |
| Rod Phillips | 1 | 5 | 5.0 | 5 | 0 |
| Wendell Tyler | 1 | 3 | 3.0 | 3 | 0 |
| Jim Jodat | 1 | 2 | 2.0 | 2t | 1 |
| Rams | 182 | 2,253 | 12.4 | 58 | 16 |
| Opponents | 180 | 2,236 | 12.4 | 73t | 11 |

| Interceptions | No. | Yards | Avg. | Long | TD |
|------------------|-----------|------------|-------------|-----------|----------|
| Bill Simpson | 6 | 157 | 26.2 | 42 | 0 |
| Pat Thomas | 5 | 97 | 19.4 | 30 | 0 |
| Monte Jackson | 5 | 73 | 14.6 | 33 | 0 |
| Dave Elmendorf | 2 | 51 | 25.5 | 27 | 0 |
| Jim Youngblood | 2 | 27 | 13.5 | 25t | 1 |
| Bob Brudzinski | 2 | 24 | 12.0 | 23 | 0 |
| Jackie Wallace | 1 | 23 | 23.0 | 23 | 0 |
| Isaiah Robertson | 1 | 20 | 20.0 | 20 | 0 |
| Rod Perry | 1 | 0 | 0.0 | 0 | 0 |
| Rams | 25 | 472 | 18.9 | 42 | 1 |
| Opponents | 11 | 136 | 12.4 | 43 | 0 |

| Punting | No. | Yards | Avg. | TB | In20 | Long | Bik. |
|------------------|-----------|--------------|-------------|----------|-----------|-----------|----------|
| Glen Walker | 73 | 2,568 | 35.2 | 8 | 11 | 56 | 0 |
| Rams | 73 | 2,568 | 35.2 | 8 | 11 | 56 | 0 |
| Opponents | 88 | 3,440 | 38.7 | 8 | 15 | 68 | 0 |

| Punt Returns | No. | FC | Yards | Avg. | Long | TD |
|------------------|-----------|-----------|------------|------------|-----------|----------|
| Cullen Bryant | 20 | 1 | 141 | 7.1 | 26 | 0 |
| Billy Waddy | 31 | 5 | 219 | 7.1 | 48 | 0 |
| Rams | 51 | 6 | 360 | 7.1 | 48 | 0 |
| Opponents | 29 | 15 | 116 | 4.0 | 12 | 0 |

| Kickoff Returns | No. | Yards | Avg. | Long | TD |
|------------------|-----------|--------------|-------------|-----------|----------|
| Wendell Tyler | 24 | 523 | 21.8 | 37 | 0 |
| Jim Jodat | 5 | 129 | 25.8 | 38 | 0 |
| Cullen Bryant | 2 | 35 | 17.5 | 26 | 0 |
| Rod Phillips | 1 | 10 | 10.0 | 10 | 0 |
| Carl Ekern | 1 | 8 | 8.0 | 8 | 0 |
| Rams | 33 | 705 | 21.4 | 38 | 0 |
| Opponents | 53 | 1,156 | 21.8 | 36 | 0 |

| Field Goals | 1-19 | 20-29 | 30-39 | 40-49 | 50+ |
|------------------|------------|--------------|------------|-------------|------------|
| Rafael Septien | 1-1 | 10-11 | 5-6 | 2-10 | 0-2 |
| Rams | 1-1 | 10-11 | 5-6 | 2-10 | 0-2 |
| Opponents | 0-0 | 1-2 | 4-7 | 2-8 | 0-1 |

Rafael Septien () (20, 23, 46M) (33, 36M, 24) (22, 29, 43M, 24) (29M) () (36, 27, 52M) (31, 41M) (48M, 32, 41M) (45, 25, 20, 46M) (18) (46M, 21, 44) (36) (51M, 40M)

Opponents (33, 42M) () (24M) (33, 47M) (44M) (42) (23, 31, 50M, 42M) () (39) (37M) () (39B) (36M, 46M) (45M)

| Passing | Att. | Comp. | Yards | Pct. | Yards/Att. | TD | TD% | Int. | Int% | Long | Sack/Lost | Rating |
|------------------|------------|------------|--------------|-------------|-------------|-----------|------------|-----------|------------|-----------|---------------|-------------|
| Pat Haden | 216 | 122 | 1,551 | 56.5 | 7.18 | 11 | 5.1 | 6 | 2.8 | 58 | 17/151 | 84.4 |
| Joe Namath | 107 | 50 | 606 | 46.7 | 5.66 | 3 | 2.8 | 5 | 4.7 | 42 | 7/76 | 54.3 |
| Vince Ferragamo | 15 | 9 | 83 | 60.0 | 5.53 | 2 | 13.3 | 0 | 0.0 | 17 | 1/10 | 114.7 |
| Glen Walker | 1 | 1 | 13 | 100.0 | 13.00 | 0 | 0.0 | 0 | 0.0 | 13 | 0/0 | 118.8 |
| Rams | 339 | 182 | 2,253 | 53.7 | 5.54 | 16 | 4.7 | 11 | 3.2 | 58 | 25/237 | 76.7 |
| Opponents | 370 | 180 | 2,236 | 48.6 | 4.62 | 11 | 3.2 | 25 | 7.2 | 73 | 36/359 | 49.6 |



1976 (10-3-1) 1st, NFC West - Chuck Knox



| Date | W/L | Score | Opponent | Attend. |
|-------|-----|-------|-------------------|----------|
| 9/12 | W | 30-14 | at Atlanta | (53,607) |
| 9/19 | T | 10-10 | at Minnesota (OT) | (47,310) |
| 9/26 | W | 24-10 | New York Giants | (60,698) |
| 10/3 | W | 31-28 | at Miami | (60,753) |
| 10/11 | L | 0-16 | San Francisco | (80,532) |
| 10/17 | W | 20-12 | Chicago | (71,751) |
| 10/24 | W | 16-10 | at New Orleans | (51,984) |
| 10/31 | W | 45-6 | Seattle | (52,035) |
| 11/8 | L | 12-20 | at Cincinnati | (52,480) |
| 11/14 | L | 28-30 | St. Louis | (64,698) |
| 11/21 | W | 23-3 | at San Francisco | (58,573) |
| 11/28 | W | 33-14 | New Orleans | (54,906) |
| 12/4 | W | 59-0 | Atlanta | (57,366) |
| 12/11 | W | 20-17 | at Detroit | (73,155) |
| 12/19 | W | 14-12 | at Dallas* | (62,436) |
| 12/26 | L | 13-24 | at Minnesota^ | (47,191) |

Total Attendance
 * Denotes NFC Divisional game
 ^ Denotes NFC Championship game

| | Rams | OPP |
|---------------------------|----------------|----------------|
| First Downs | 265 | 213 |
| Rushing | 143 | 79 |
| Passing | 111 | 118 |
| Penalty | 11 | 16 |
| 3rd Down Eff. | 100-223-44.8% | 66-204-32.4% |
| Total Net Yards | 4,869 | 3,656 |
| Avg./Game | 347.8 | 261.1 |
| Total Plays | 960 | 871 |
| Avg./Play | 5.1 | 4.2 |
| Net Yards Rushing | 2,528 | 1,564 |
| Avg./Game | 180.6 | 111.7 |
| Total Rushes | 613 | 429 |
| Net Yards Passing | 2,341 | 2,092 |
| Avg./Game | 167.2 | 149.4 |
| Sacked-Yds. Lost | 32-288 | 45-395 |
| Gross Yards | 2,629 | 2,487 |
| Att-Comp-Int | 315-171-15 | 397-199-32 |
| Comp. % | 54.3 | 50.1 |
| Punts/Avg. | 79-38.1 | 95-41.2 |
| Net Avg. | 33.0 | 33.9 |
| Penalties/Yards | 83-764 | 82-747 |
| Fumbles/ Ball Lost | 29-21 | 31-16 |
| Touchdowns | 44 | 22 |
| Rushing | 23 | 11 |
| Passing | 17 | 11 |
| Returns | 4 | 0 |

| Score by Periods | 1 | 2 | 3 | 4 | OT | T |
|------------------|----|----|----|-----|----|-----|
| Rams | 62 | 81 | 79 | 129 | 0 | 351 |
| Opponents | 37 | 38 | 81 | 34 | 0 | 190 |

| Scoring | TD | Ru | Pa | Rt | PAT | FG | S | Pts. |
|---------------------|-----------|-----------|-----------|----------|--------------|--------------|----------|------------|
| Tom Dempsey | 0 | 0 | 0 | 0 | 36-44 | 17-26 | 0 | 87 |
| Lawrence McCutcheon | 11 | 9 | 2 | 0 | 0-0 | 0-0 | 0 | 66 |
| Ron Jessie | 6 | 0 | 6 | 0 | 0-0 | 0-0 | 0 | 36 |
| Harold Jackson | 5 | 0 | 5 | 0 | 0-0 | 0-0 | 0 | 30 |
| Pat Haden | 4 | 4 | 0 | 0 | 0-0 | 0-0 | 0 | 24 |
| Monte Jackson | 3 | 0 | 0 | 3 | 0-0 | 0-0 | 0 | 18 |
| Cullen Bryant | 3 | 2 | 0 | 1 | 0-0 | 0-0 | 0 | 18 |
| James Harris | 2 | 2 | 0 | 0 | 0-0 | 0-0 | 0 | 12 |
| John Cappelletti | 2 | 1 | 1 | 0 | 0-0 | 0-0 | 0 | 12 |
| Jim Bertelsen | 2 | 2 | 0 | 0 | 0-0 | 0-0 | 0 | 12 |
| Tom Geredine | 1 | 0 | 1 | 0 | 0-0 | 0-0 | 0 | 6 |
| Ron Jaworski | 1 | 1 | 0 | 0 | 0-0 | 0-0 | 0 | 6 |
| Bob Klein | 1 | 0 | 1 | 0 | 0-0 | 0-0 | 0 | 6 |
| Rod Phillips | 1 | 1 | 0 | 0 | 0-0 | 0-0 | 0 | 6 |
| Dwight Scales | 1 | 0 | 1 | 0 | 0-0 | 0-0 | 0 | 6 |
| Rob Scribner | 1 | 1 | 0 | 0 | 0-0 | 0-0 | 0 | 6 |
| Rams | 44 | 23 | 17 | 4 | 36-44 | 17-26 | 0 | 351 |
| Opponents | 22 | 11 | 11 | 0 | 20-22 | 12-20 | 0 | 190 |

Usual Starters

| | | | |
|----|--------------------------|-----|-----------------------|
| WR | Harold Jackson (14) | DE | Jack Youngblood (14) |
| LT | Doug France (14) | DT | Larry Brooks (14) |
| LG | Tom Mack (14) | DT | Merlin Olsen (14) |
| C | Rich Saul (14) | DE | Fred Dryer (14) |
| RG | Dennis Harrah (14) | LLB | Jim Youngblood (11) |
| RT | John Williams (14) | MLB | Jack Reynolds (14) |
| TE | Rob Klein (11) | RLB | Isaiah Robertson (14) |
| WR | Ron Jessie (14) | CB | Rod Perry (14) |
| QB | James Harris (13) | CB | Monte Jackson (14) |
| FB | John Cappelletti (14) | SS | Dave Elmendorf (14) |
| RB | Lawrence McCutcheon (14) | FS | Bill Simpson (14) |

| Rushing | No. | Yards | Avg. | Long | TD |
|---------------------|------------|--------------|------------|-----------|-----------|
| Lawrence McCutcheon | 291 | 1,168 | 4.0 | 40 | 9 |
| John Cappelletti | 177 | 688 | 3.9 | 38 | 1 |
| Rod Phillips | 34 | 206 | 6.1 | 33 | 1 |
| Jim Bertelsen | 42 | 155 | 3.7 | 18 | 2 |
| Pat Haden | 25 | 84 | 3.4 | 16 | 4 |
| James Harris | 12 | 76 | 6.3 | 20 | 2 |
| Cullen Bryant | 21 | 64 | 3.0 | 12 | 2 |
| Ron Jessie | 4 | 37 | 9.3 | 22 | 0 |
| Harold Jackson | 1 | 15 | 15.0 | 15 | 0 |
| Ron Jaworski | 2 | 15 | 7.5 | 14 | 1 |
| Rob Scribner | 2 | 12 | 6.0 | 11 | 1 |
| Tom Geredine | 1 | 8 | 8.0 | 8 | 0 |
| Steve Preece | 1 | 0 | 0.0 | 0 | 0 |
| Rams | 613 | 2,528 | 4.1 | 40 | 23 |
| Opponents | 429 | 1,564 | 3.6 | 60 | 11 |

| Receiving | No. | Yards | Avg. | Long | TD |
|---------------------|------------|--------------|-------------|-----------|-----------|
| Harold Jackson | 39 | 751 | 19.3 | 65 | 5 |
| Ron Jessie | 34 | 779 | 22.9 | 58 | 6 |
| John Cappelletti | 30 | 302 | 10.1 | 32 | 1 |
| Lawrence McCutcheon | 28 | 305 | 10.9 | 42 | 2 |
| Bob Klein | 20 | 229 | 11.5 | 26 | 1 |
| Jim Bertelsen | 6 | 33 | 5.5 | 10 | 0 |
| Terry Nelson | 4 | 48 | 12.0 | 16 | 0 |
| Rod Phillips | 4 | 23 | 5.8 | 15 | 0 |
| Dwight Scales | 3 | 105 | 35.0 | 80 | 1 |
| Cullen Bryant | 2 | 28 | 14.0 | 25 | 0 |
| Tom Geredine | 1 | 23 | 23.0 | 23 | 1 |
| Dennis Harrah | 0 | 3 | 0.0 | 0 | 0 |
| Rams | 171 | 2,629 | 15.4 | 80 | 17 |
| Opponents | 199 | 2,487 | 12.5 | 57 | 11 |

| Interceptions | No. | Yards | Avg. | Long | TD |
|------------------|-----------|------------|-------------|-----------|----------|
| Monte Jackson | 10 | 173 | 17.3 | 46 | 3 |
| Rod Perry | 8 | 79 | 9.9 | 43 | 0 |
| Bill Simpson | 4 | 62 | 15.5 | 30 | 0 |
| Isaiah Robertson | 4 | 28 | 7.0 | 14 | 0 |
| Jim Youngblood | 2 | 28 | 14.0 | 26 | 0 |
| Dave Elmendorf | 2 | 0 | 0.0 | 0 | 0 |
| Steve Preece | 1 | 6 | 6.0 | 6 | 0 |
| Rick Kay | 1 | 0 | 0.0 | 0 | 0 |
| Rams | 32 | 376 | 11.8 | 46 | 3 |
| Opponents | 15 | 211 | 14.1 | 42 | 0 |

| Punting | No. | Yards | Avg. | TB | In20 | Long | Blk. |
|------------------|-----------|--------------|-------------|-----------|-----------|-----------|----------|
| Rusty Jackson | 77 | 3,006 | 39.0 | 6 | 16 | 61 | 0 |
| Rams | 79 | 3,006 | 38.1 | 6 | 16 | 61 | 2 |
| Opponents | 95 | 3,918 | 41.2 | 11 | 16 | 68 | 0 |

| Punt Returns | No. | FC | Yards | Avg. | Long | TD |
|------------------|-----------|-----------|------------|------------|-----------|----------|
| Cullen Bryant | 29 | 2 | 321 | 11.1 | 25 | 0 |
| Dwight Scales | 4 | 0 | 46 | 11.5 | 21 | 0 |
| Rob Scribner | 8 | 1 | 54 | 6.8 | 20 | 0 |
| Jim Bertelsen | 10 | 0 | 55 | 5.5 | 19 | 0 |
| Freeman Johns | 1 | 0 | 0 | 0.0 | 0 | 0 |
| Rams | 52 | 3 | 476 | 9.2 | 25 | 0 |
| Opponents | 39 | 17 | 281 | 7.2 | 34 | 0 |

| Kickoff Returns | No. | Yards | Avg. | Long | TD |
|------------------|-----------|--------------|-------------|-----------|----------|
| Cullen Bryant | 16 | 459 | 28.7 | 90 | 1 |
| Freeman Johns | 2 | 56 | 28.0 | 34 | 0 |
| Tom Geredine | 9 | 181 | 20.1 | 27 | 0 |
| Pat Thomas | 7 | 140 | 20.0 | 30 | 0 |
| Dwight Scales | 7 | 136 | 19.4 | 27 | 0 |
| Rob Scribner | 3 | 53 | 18.0 | 22 | 0 |
| Terry Nelson | 0 | 1 | 0.0 | 0 | 0 |
| Rams | 44 | 1,027 | 23.3 | 90 | 1 |
| Opponents | 70 | 1,383 | 19.8 | 84 | 0 |

| Field Goals | 1-19 | 20-29 | 30-39 | 40-49 | 50+ |
|------------------|------------|------------|------------|-------------|------------|
| Tom Dempsey | 2-2 | 5-8 | 4-5 | 6-10 | 0-1 |
| Rams | 2-2 | 5-8 | 4-5 | 6-10 | 0-1 |
| Opponents | 3-3 | 3-3 | 2-3 | 4-8 | 0-3 |

Tom Dempsey (25) (48M, 42, 20M) (44) (49B, 22B, 29M, 19) (47M) (44, 52M, 37) (49) (20) (19, 23) () (42) (33, 25) (42, 29) (35, 32, 27M, 42M)

Opponents () (33, 41M, 35M) (22) (42M) (18) (42, 50M, 48M, 42M) (22) (43, 41) (50M) (40, 32, 25) (19, 50M) () () (19)

| Passing | Att. | Comp. | Yards | Pct. | Yards/Att. | TD | TD% | Int. | Int% | Long | Sack/Lost | Rating |
|------------------|------------|------------|--------------|-------------|-------------|-----------|------------|-----------|------------|-----------|---------------|-------------|
| Pat Haden | 105 | 60 | 896 | 57.1 | 8.53 | 8 | 7.6 | 4 | 3.8 | 65 | 13/86 | 94.7 |
| James Harris | 158 | 91 | 1,460 | 57.6 | 9.24 | 8 | 5.1 | 6 | 3.8 | 80 | 14/151 | 89.8 |
| Ron Jaworski | 52 | 20 | 273 | 38.5 | 5.25 | 1 | 1.9 | 5 | 9.6 | 42 | 5/51 | 22.8 |
| Rams | 315 | 171 | 2,629 | 54.3 | 6.75 | 17 | 5.4 | 15 | 4.8 | 80 | 32/288 | 80.1 |
| Opponents | 397 | 199 | 2,487 | 50.1 | 4.73 | 11 | 2.8 | 32 | 8.1 | 57 | 45/395 | 45.6 |



1975 (12-2) 1st, NFC West - Chuck Knox



| Date | W/L | Score | Opponent | Attend. |
|-------|-----|-------|-------------------|----------|
| 9/21 | L | 7-18 | at Dallas | (49,091) |
| 9/28 | W | 23-14 | at San Francisco | (57,379) |
| 10/5 | W | 24-13 | Baltimore | (60,011) |
| 10/12 | W | 13-10 | at San Diego (OT) | (38,482) |
| 10/19 | W | 22-7 | Atlanta | (60,581) |
| 10/26 | W | 38-14 | New Orleans | (54,723) |
| 11/3 | W | 42-3 | at Philadelphia | (64,601) |
| 11/9 | L | 23-24 | San Francisco | (74,064) |
| 11/16 | W | 16-7 | at Atlanta | (44,595) |
| 11/23 | W | 28-10 | Chicago | (58,690) |
| 11/27 | W | 20-0 | at Detroit | (69,552) |
| 12/7 | W | 14-7 | at New Orleans | (39,958) |
| 12/14 | W | 22-5 | Green Bay | (59,312) |
| 12/20 | W | 10-3 | Pittsburgh | (69,389) |
| 12/27 | W | 35-23 | St. Louis* | (72,650) |
| 1/4 | L | 7-37 | Dallas^ | (84,843) |

Total Attendance
 * Denotes NFC Divisional game
 ^ Denotes NFC Championship game

| | Rams | OPP |
|--------------------------|----------------|----------------|
| First Downs | 273 | 204 |
| Rushing | 134 | 77 |
| Passing | 120 | 103 |
| Penalty | 19 | 24 |
| 3rd Down Efficiency | 95-214-44.4% | 74-207-35.7% |
| Total Net Yards | 4,566 | 3,322 |
| Avg./Game | 326.1 | 237.3 |
| Total Plays | 949 | 853 |
| Avg./Play | 4.8 | 3.9 |
| Net Yards Rushing | 2,371 | 1,533 |
| Avg./Game | 169.4 | 109.5 |
| Total Rushes | 585 | 423 |
| Net Yards Passing | 2,195 | 1,789 |
| Avg./Game | 156.8 | 127.8 |
| Sacked-Yds. Lost | 30-255 | 43-337 |
| Gross Yards | 2,450 | 2,126 |
| Att-Comp-Int | 334-181-17 | 387-187-22 |
| Comp. % | 54.2 | 48.3 |
| Punts/Avg. | 73-39.4 | 89-39.7 |
| Penalties/Yards | 73-746 | 85-626 |
| Fumbles/Ball Lost | 26-8 | 31-18 |
| Touchdowns | 36 | 15 |
| Rushing | 18 | 4 |
| Passing | 14 | 11 |
| Returns | 4 | 0 |

| Score by Periods | 1 | 2 | 3 | 4 | OT | T |
|------------------|----|----|----|-----|----|-----|
| Rams | 65 | 71 | 71 | 102 | 3 | 312 |
| Opponents | 15 | 35 | 34 | 51 | 0 | 135 |

| Scoring | TD | Ru | Pa | Rt | PAT | FG | S | Pts. |
|---------------------|-----------|-----------|-----------|----------|--------------|--------------|----------|------------|
| Tom Dempsey | 0 | 0 | 0 | 0 | 31-36 | 21-26 | 0 | 94 |
| Harold Jackson | 7 | 0 | 7 | 0 | 0-0 | 0-0 | 0 | 42 |
| John Cappelletti | 6 | 0 | 0 | 0 | 0-0 | 0-0 | 0 | 36 |
| Jim Bertelsen | 3 | 3 | 0 | 0 | 0-0 | 0-0 | 0 | 18 |
| Ron Jessie | 3 | 0 | 3 | 0 | 0-0 | 0-0 | 0 | 18 |
| Lawrence McCutcheon | 3 | 2 | 1 | 0 | 0-0 | 0-0 | 0 | 18 |
| Bob Klein | 2 | 0 | 2 | 0 | 0-0 | 0-0 | 0 | 12 |
| Cullen Bryant | 2 | 2 | 0 | 0 | 0-0 | 0-0 | 0 | 12 |
| Rob Scribner | 2 | 2 | 0 | 0 | 0-0 | 0-0 | 0 | 12 |
| Ron Jaworski | 2 | 2 | 0 | 0 | 0-0 | 0-0 | 0 | 12 |
| James Harris | 1 | 1 | 0 | 0 | 0-0 | 0-0 | 0 | 6 |
| Jack Snow | 1 | 0 | 1 | 0 | 0-0 | 0-0 | 0 | 6 |
| Monte Jackson | 1 | 0 | 0 | 1 | 0-0 | 0-0 | 0 | 6 |
| Isaiah Robertson | 1 | 0 | 0 | 1 | 0-0 | 0-0 | 0 | 6 |
| Fred Dryer | 1 | 0 | 0 | 1 | 0-0 | 0-0 | 0 | 6 |
| Jim Peterson | 1 | 0 | 0 | 1 | 0-0 | 0-0 | 0 | 6 |
| Jack Youngblood | 0 | 0 | 0 | 0 | 0-0 | 0-0 | 2 | 2 |
| Rams | 36 | 18 | 14 | 4 | 31-36 | 21-26 | 1 | 312 |
| Opponents | 15 | 4 | 11 | 0 | 13-15 | 10-19 | 0 | 135 |

Usual Starters

| | |
|-----------------------------|---------------------------|
| WR Harold Jackson (14) | DE Jack Youngblood (14) |
| LT Charlie Cowan (13) | DT Larry Brooks (9) |
| LG Tom Mack (14) | DT Merlin Olsen (14) |
| C Rich Saul (14) | DE Fred Dryer (14) |
| RG Joe Scibelli (14) | LLB Ken Geddes (14) |
| RT John Williams (14) | MLB Jack Reynolds (14) |
| TE Bob Klein (11) | RLB Isaiah Robertson (14) |
| WR Ron Jessie (14) | CB Eddie McMillan (14) |
| QB James Harris (13) | CB Monte Jackson (9) |
| FB Cullen Bryant (13) | SS Dave Elmendorf (14) |
| RB Lawrence McCutcheon (14) | FS Bill Simpson (14) |

| Passing | Att. | Comp. | Yards | Pct. | Yards/Att. | TD | TD% | Int. | Int% | Long | Sack/Lost | Rating |
|---------------------|------------|------------|--------------|-------------|-------------|-----------|------------|-----------|------------|-----------|---------------|-------------|
| James Harris | 285 | 157 | 2,148 | 55.1 | 7.54 | 14 | 4.9 | 15 | 5.3 | 54 | 21/180 | 73.7 |
| Ron Jaworski | 48 | 24 | 302 | 50.0 | 6.29 | 0 | 0.0 | 2 | 4.2 | 25 | 9/75 | 52.5 |
| Lawrence McCutcheon | 1 | 0 | 0 | 0.0 | 0.00 | 0 | 0.0 | 0 | 0.0 | 0 | 0/0 | 39.6 |
| Rams | 334 | 181 | 2,450 | 54.2 | 6.03 | 14 | 4.2 | 17 | 5.1 | 54 | 30/255 | 70.6 |
| Opponents | 387 | 187 | 2,126 | 48.3 | 4.16 | 11 | 2.8 | 22 | 5.7 | 68 | 43/337 | 51.0 |

| Rushing | No. | Yards | Avg. | Long | TD |
|------------------|------------|--------------|------------|-----------|-----------|
| McCutcheon | 213 | 911 | 4.3 | 43 | 2 |
| Bryant | 117 | 467 | 4.0 | 18 | 2 |
| Bertelsen | 116 | 457 | 3.9 | 19 | 3 |
| Scribner | 42 | 216 | 5.1 | 34 | 2 |
| Cappelletti | 48 | 158 | 3.3 | 30 | 6 |
| Phillips | 17 | 69 | 4.1 | 20 | 0 |
| J. Harris | 18 | 45 | 2.5 | 15 | 1 |
| Jaworski | 12 | 33 | 2.8 | 21 | 2 |
| Jessie | 2 | 15 | 7.5 | 9 | 0 |
| Rams | 585 | 2,371 | 4.1 | 43 | 18 |
| Opponents | 423 | 1,533 | 3.6 | 38 | 4 |

| Receiving | No. | Yds. | Avg. | Long | TD |
|------------------|------------|--------------|-------------|-----------|-----------|
| H. Jackson | 43 | 786 | 18.3 | 54 | 7 |
| Jessie | 41 | 547 | 13.3 | 34 | 3 |
| McCutcheon | 31 | 230 | 7.4 | 24 | 1 |
| Bryant | 20 | 229 | 11.5 | 31 | 0 |
| Klein | 16 | 237 | 14.8 | 44 | 2 |
| Bertelsen | 14 | 208 | 14.9 | 22 | 0 |
| McGee | 6 | 83 | 13.8 | 22 | 0 |
| Snow | 4 | 86 | 21.5 | 42 | 1 |
| Scribner | 2 | 28 | 14.0 | 25 | 0 |
| Phillips | 2 | 10 | 5.0 | 8 | 0 |
| T. Nelson | 1 | 5 | 5.0 | 5 | 0 |
| Cowan | 1 | 1 | 1.0 | 1 | 0 |
| Rams | 181 | 2,450 | 13.5 | 54 | 14 |
| Opponents | 187 | 2,126 | 11.4 | 68 | 11 |

| Interceptions | No. | Yards | Avg. | Long | TD |
|------------------|-----------|------------|-------------|-----------|----------|
| Simpson | 6 | 90 | 15.0 | 29 | 0 |
| Robertson | 4 | 118 | 29.5 | 76 | 1 |
| Elmendorf | 4 | 48 | 12.0 | 26 | 0 |
| McMillan | 3 | 64 | 21.3 | 31 | 0 |
| M. Jackson | 2 | 13 | 6.5 | 10 | 0 |
| Dryer | 1 | 20 | 20.0 | 20 | 1 |
| Reynolds | 1 | 15 | 15.0 | 15 | 0 |
| Geddes | 1 | 4 | 4.0 | 4 | 0 |
| Rams | 22 | 372 | 16.9 | 76 | 2 |
| Opponents | 17 | 204 | 12.0 | 37 | 0 |

| Punting | No. | Yards | Avg. | Long | Blk. |
|------------------|-----------|--------------|-------------|-----------|----------|
| Carrell | 73 | 2,874 | 39.4 | 57 | 0 |
| RAMS | 73 | 2,874 | 39.4 | 57 | 0 |
| Opponents | 89 | 3,529 | 39.7 | 60 | 3 |

| Punt Returns | No. | FC | Yards | Avg. | Long | TD |
|------------------|-----------|----------|------------|------------|-----------|----------|
| Bryant | 2 | 0 | 47 | 23.5 | 40 | 0 |
| Bertelsen | 11 | 1 | 143 | 13.0 | 38 | 0 |
| Elmendorf | 15 | 0 | 125 | 8.3 | 23 | 0 |
| Scribner | 26 | 1 | 205 | 7.9 | 16 | 0 |
| Simpson | 1 | 0 | -3 | -3.0 | -3 | 0 |
| Rams | 55 | 2 | 517 | 9.4 | 40 | 0 |
| Opponents | 45 | 5 | 406 | 9.0 | 39 | 0 |

| Kickoff Returns | No. | Yards | Avg. | Long | TD |
|------------------|-----------|--------------|-------------|-----------|----------|
| Scribner | 1 | 24 | 24.0 | 24 | 0 |
| McGee | 17 | 404 | 23.8 | 46 | 0 |
| Bryant | 12 | 280 | 23.3 | 42 | 0 |
| Bertelsen | 1 | 17 | 17.0 | 17 | 0 |
| Cappelletti | 3 | 39 | 13.0 | 17 | 0 |
| Rams | 34 | 764 | 22.5 | 46 | 0 |
| Opponents | 64 | 1,347 | 21.0 | 40 | 0 |

| Field Goals | 1-19 | 20-29 | 30-39 | 40-49 | 50+ |
|------------------|------------|------------|-------------|------------|------------|
| Tom Dempsey | 2-2 | 7-7 | 7-10 | 4-5 | 1-2 |
| Rams | 2-2 | 7-7 | 7-10 | 4-5 | 1-2 |
| Opponents | 1-1 | 2-3 | 5-7 | 1-2 | 2-3 |

Tom Dempsey () (47, 31, 51) (27) (19, 57M, 41M, 22) (35, 25, 20) (39) () (23) (33, 42, 17) (27) () (47, 37) (40, 39, 38) (26)

Opponents (32M, 25, 28M, 39, 19, 31) (62M, 38M) () (38M, 42M, 36) () (36) (54) () (55) () () (48) (20)



1974 (10-4) 1st, NFC West - Chuck Knox



| Date | W/L | Score | Opponent | Attend. |
|------------------|-----|-------|---------------------|-----------|
| 9/15 | W | 17-10 | at Denver | (56,981) |
| 9/22 | W | 24-0 | New Orleans | (57,314) |
| 9/29 | L | 14-20 | at New England | (59,712) |
| 10/6 | W | 16-13 | Detroit | (56,599) |
| 10/13 | L | 6-17 | at Green Bay (Mil.) | (45,938) |
| 10/20 | W | 37-14 | San Francisco | (67,319) |
| 10/27 | W | 20-13 | at New York Jets | (56,110) |
| 11/4 | W | 15-13 | at San Francisco | (57,526) |
| 11/10 | W | 21-0 | Atlanta | (62,133) |
| 11/17 | L | 7-20 | at New Orleans | (35,727) |
| 11/24 | W | 20-17 | Minnesota | (84,327) |
| 12/1 | W | 30-7 | at Atlanta | (18,648) |
| 12/9 | L | 17-23 | Washington | (87,313) |
| 12/15 | W | 19-14 | Buffalo | (78,967) |
| 12/22 | W | 19-10 | Washington* | (80,118) |
| 12/29 | L | 10-14 | at Minnesota^ | (47,404) |
| Total Attendance | | | | (952,136) |

* Denotes NFC Divisional game
^ Denotes NFC Championship game

| | Rams | OPP |
|---------------------------|----------------|----------------|
| First Downs | 265 | 186 |
| Rushing | 132 | 66 |
| Passing | 112 | 109 |
| Penalty | 21 | 11 |
| 3rd Down Efficiency | 88-202-42.6% | 65-205-31.7% |
| Total Net Yards | 4,332 | 3,404 |
| Avg./Game | 309.4 | 243.1 |
| Total Plays | 925 | 806 |
| Avg./Play | 4.7 | 4.2 |
| Net Yards Rushing | 2,125 | 1,302 |
| Avg./Game | 151.8 | 93.0 |
| Total Rushes | 566 | 381 |
| Net Yards Passing | 2,207 | 2,102 |
| Avg./Game | 157.6 | 150.1 |
| Sacked-Yds. Lost | 21-161 | 44-363 |
| Gross Yards | 2,368 | 2,465 |
| Att-Comp-Int | 338-169-13 | 381-194-22 |
| Comp. % | 50.0 | 50.9 |
| Punts/Avg. | 75-36.4 | 95-41.2 |
| Penalties/Yards | 58-550 | 82-772 |
| Fumbles/ Ball Lost | 29-14 | 15-3 |
| Touchdowns | 35 | 22 |
| Rushing | 16 | 4 |
| Passing | 16 | 16 |
| Returns | 3 | 2 |

| Score by Periods | 1 | 2 | 3 | 4 | T |
|------------------|----|----|----|----|-----|
| Rams | 63 | 65 | 57 | 78 | 263 |
| Opponents | 3 | 85 | 45 | 48 | 181 |

| Scoring | TD | Ru | Pa | Rt | PAT | FG | S | Pts. |
|---------------------|-----------|-----------|-----------|----------|--------------|--------------|----------|------------|
| David Ray | 0 | 0 | 0 | 0 | 25-31 | 9-16 | 0 | 52 |
| Tony Baker | 5 | 5 | 0 | 0 | 0-0 | 0-0 | 0 | 30 |
| James Harris | 5 | 5 | 0 | 0 | 0-0 | 0-0 | 0 | 30 |
| Harold Jackson | 5 | 0 | 5 | 0 | 0-0 | 0-0 | 0 | 30 |
| Lawrence McCutcheon | 5 | 3 | 2 | 0 | 0-0 | 0-0 | 0 | 30 |
| Bob Klein | 4 | 0 | 4 | 0 | 0-0 | 0-0 | 0 | 24 |
| Jack Snow | 3 | 0 | 3 | 0 | 0-0 | 0-0 | 0 | 18 |
| Jim Bertelsen | 2 | 2 | 0 | 0 | 0-0 | 0-0 | 0 | 12 |
| Dave Elmendorf | 2 | 0 | 0 | 2 | 0-0 | 0-0 | 0 | 12 |
| Cullen Bryant | 1 | 0 | 0 | 1 | 0-0 | 0-0 | 0 | 6 |
| Ron Jaworski | 1 | 1 | 0 | 0 | 0-0 | 0-0 | 0 | 6 |
| Lance Rentzel | 1 | 0 | 1 | 0 | 0-0 | 0-0 | 0 | 6 |
| Rob Scribner | 1 | 0 | 1 | 0 | 0-0 | 0-0 | 0 | 6 |
| Mike Burke | 0 | 0 | 0 | 0 | 1-3 | 0-0 | 0 | 1 |
| Rams | 35 | 16 | 16 | 3 | 26-35 | 9-16 | 0 | 263 |
| Opponents | 22 | 4 | 16 | 2 | 19-22 | 10-14 | 0 | 181 |

Usual Starters

| | | | |
|----|--------------------------|-----|-----------------------|
| WR | Harold Jackson (14) | DE | Jack Youngblood (14) |
| LT | Charlie Cowan (13) | DT | Larry Brooks (13) |
| LG | Tom Mack (14) | DT | Merlin Olsen (14) |
| C | Ken Iman (14) | DE | Fred Dryer (14) |
| RG | Joe Scibelli (14) | LLB | Ken Geddes (14) |
| RT | John Williams (14) | MLB | Jack Reynolds (14) |
| TE | Bob Klein (11) | RLB | Isaiah Robertson (14) |
| WR | Jack Snow (14) | CB | Eddie McMillan (9) |
| QB | James Harris (9) | CB | Charlie Stukes (13) |
| RB | Jim Bertelsen (13) | SS | Dave Elmendorf (14) |
| RB | Lawrence McCutcheon (14) | FS | Steve Preece (9) |

| Rushing | No. | Yards | Avg. | Long | TD |
|---------------------|------------|--------------|------------|-----------|-----------|
| Lawrence McCutcheon | 236 | 1,109 | 4.7 | 23 | 3 |
| Jim Bertelsen | 127 | 419 | 3.3 | 20 | 2 |
| John Cappelletti | 55 | 198 | 3.6 | 20 | 0 |
| Tony Baker | 53 | 135 | 2.5 | 13 | 5 |
| James Harris | 42 | 112 | 2.7 | 15 | 5 |
| Les Josephson | 11 | 35 | 3.2 | 8 | 0 |
| Ron Jaworski | 7 | 34 | 4.9 | 17 | 1 |
| John Hadl | 11 | 28 | 2.5 | 9 | 0 |
| Rob Scribner | 9 | 24 | 2.7 | 5 | 0 |
| Cullen Bryant | 10 | 24 | 2.4 | 7 | 0 |
| Jack Snow | 1 | 13 | 13.0 | 13 | 0 |
| Harold Jackson | 1 | 4 | 4.0 | 4 | 0 |
| Terry Nelson | 1 | 3 | 3.0 | 3 | 0 |
| Steve Preece | 1 | -4 | -4.0 | -4 | 0 |
| Lance Rentzel | 1 | -9 | -9.0 | -9 | 0 |
| Rams | 566 | 2,125 | 3.8 | 23 | 16 |
| Opponents | 381 | 1,302 | 3.4 | 25 | 4 |

| Receiving | No. | Yards | Avg. | Long | TD |
|---------------------|------------|--------------|-------------|-----------|-----------|
| Lawrence McCutcheon | 39 | 408 | 10.5 | 50 | 2 |
| Harold Jackson | 30 | 514 | 17.1 | 44 | 5 |
| Jack Snow | 24 | 397 | 16.5 | 44 | 3 |
| Bob Klein | 24 | 336 | 14.0 | 32 | 4 |
| Jim Bertelsen | 20 | 175 | 8.8 | 19 | 0 |
| Lance Rentzel | 18 | 396 | 22.0 | 38 | 1 |
| John Cappelletti | 6 | 35 | 5.8 | 9 | 0 |
| Tony Baker | 4 | 65 | 16.3 | 42 | 0 |
| Rob Scribner | 2 | 28 | 14.0 | 14 | 1 |
| Cullen Bryant | 2 | 14 | 7.0 | 8 | 0 |
| Rams | 169 | 2,368 | 14.0 | 50 | 16 |
| Opponents | 194 | 2,465 | 12.7 | 79 | 16 |

| Interceptions | No. | Yards | Avg. | Long | TD |
|------------------|-----------|------------|-------------|-----------|----------|
| Dave Elmendorf | 7 | 186 | 26.6 | 57 | 2 |
| Tim Stukes | 7 | 90 | 12.9 | 41 | 0 |
| Steve Preece | 3 | 38 | 12.7 | 17 | 0 |
| Ken Geddes | 2 | 15 | 7.5 | 15 | 0 |
| Isaiah Robertson | 2 | 11 | 5.5 | 6 | 0 |
| Bill Simpson | 1 | 0 | 0.0 | 0 | 0 |
| Rams | 22 | 340 | 15.5 | 57 | 2 |
| Opponents | 13 | 92 | 7.1 | 33 | 0 |

| Punting | No. | Yards | Avg. | Long | Blk. |
|------------------|-----------|--------------|-------------|-----------|----------|
| Mike Burke | 46 | 1,701 | 37.0 | 51 | 0 |
| Dave Chapple | 29 | 1,028 | 35.4 | 51 | 1 |
| Rams | 75 | 2,729 | 36.4 | 51 | 1 |
| Opponents | 95 | 3,917 | 41.2 | 71 | 1 |

| Punt Returns | No. | FC | Yards | Avg. | Long | TD |
|------------------|-----------|----------|------------|-------------|-----------|----------|
| Jim Bertelsen | 11 | 4 | 132 | 12.0 | 19 | 0 |
| Cullen Bryant | 17 | 0 | 171 | 10.1 | 23 | 0 |
| Rob Scribner | 8 | 1 | 70 | 8.8 | 23 | 0 |
| Dave Elmendorf | 17 | 0 | 134 | 7.9 | 18 | 0 |
| Rams | 53 | 5 | 507 | 9.6 | 23 | 0 |
| Opponents | 40 | 5 | 453 | 11.3 | 68 | 1 |

| Kickoff Returns | No. | Yards | Avg. | Long | TD |
|------------------|-----------|--------------|-------------|-----------|----------|
| Cullen Bryant | 23 | 617 | 26.8 | 84 | 1 |
| Willie McGee | 12 | 288 | 24.0 | 35 | 0 |
| Pat Curran | 1 | 16 | 16.0 | 16 | 0 |
| Cappelletti | 2 | 17 | 8.5 | 12 | 0 |
| Scribner | 1 | 0 | 0.0 | 0 | 0 |
| Ji. Youngblood | 1 | 0 | 0.0 | 0 | 0 |
| Rams | 40 | 938 | 23.5 | 84 | 1 |
| Opponents | 58 | 1,232 | 21.2 | 43 | 0 |

| Field Goals | 1-19 | 20-29 | 30-39 | 40-49 | 50+ |
|------------------|------------|------------|------------|------------|------------|
| David Ray | 1-1 | 5-6 | 2-5 | 1-4 | 0-0 |
| Rams | 1-1 | 5-6 | 2-5 | 1-4 | 0-0 |
| Opponents | 0-0 | 3-3 | 4-4 | 1-2 | 1-1 |

David Ray (19, 45M) (20) (41B) (20) () (46) (31M) (20) () (36M) () (20M, 23) (37) ()

Opponents (39) () (39, 23) () () () (46, 31, 44B) () (28, 51) (36) () (25) ()

| Passing | Att. | Comp. | Yards | Pct. | Yards/Att. | TD | TD% | Int. | Int% | Long | Sack/Lost | Rating |
|------------------|------------|------------|--------------|-------------|-------------|-----------|------------|-----------|------------|-----------|---------------|-------------|
| James Harris | 198 | 106 | 1,544 | 53.5 | 7.80 | 11 | 5.6 | 6 | 3.0 | 50 | 12/101 | 85.3 |
| John Hadl | 115 | 53 | 680 | 46.1 | 5.91 | 5 | 4.3 | 6 | 5.2 | 38 | 6/36 | 57.8 |
| Ron Jaworski | 24 | 10 | 144 | 41.7 | 6.00 | 0 | 0.0 | 1 | 4.2 | 22 | 3/4 | 44.3 |
| Mike Burke | 1 | 0 | 0 | 0.0 | 0.00 | 0 | 0.0 | 0 | 0.0 | 0 | 0/0 | 39.6 |
| Rams | 338 | 169 | 2,368 | 50.0 | 6.19 | 16 | 4.7 | 13 | 3.8 | 50 | 21/161 | 69.2 |
| Opponents | 381 | 194 | 2,465 | 50.9 | 4.96 | 16 | 4.2 | 22 | 5.8 | 79 | 44/363 | 61.6 |



1973 (12-2) 1st, NFC West - Chuck Knox



| Date | W/L | Score | Opponent | Attend. |
|-------|-----|-------|------------------|----------|
| 9/16 | W | 23-13 | at Kansas City | (62,315) |
| 9/23 | W | 31-0 | Atlanta | (61,197) |
| 9/30 | W | 40-20 | at San Francisco | (57,487) |
| 10/7 | W | 31-26 | at Houston | (34,875) |
| 10/14 | W | 37-31 | Dallas | (81,428) |
| 10/21 | W | 24-7 | Green Bay | (80,558) |
| 10/28 | L | 9-10 | at Minnesota | (47,787) |
| 11/4 | L | 13-15 | at Atlanta | (55,837) |
| 11/11 | W | 29-7 | New Orleans | (70,358) |
| 11/18 | W | 31-13 | San Francisco | (78,358) |
| 11/25 | W | 24-13 | at New Orleans | (67,192) |
| 12/2 | W | 26-0 | at Chicago | (47,620) |
| 12/10 | W | 40-6 | New York Giants | (73,328) |
| 12/16 | W | 30-17 | Cleveland | (73,948) |
| 12/23 | L | 16-27 | at Dallas | (64,291) |

Total Attendance
* Denotes NFC Divisional game

| | Rams | OPP |
|--------------------------|----------------|----------------|
| First Downs | 294 | 173 |
| Rushing | 177 | 71 |
| Passing | 101 | 87 |
| Penalty | 16 | 15 |
| 3rd Down Efficiency | 85-205-41.5% | 40-170-24.7% |
| Total Net Yards | 4,906 | 2,951 |
| Avg./Game | 350.4 | 210.8 |
| Total Plays | 947 | 739 |
| Avg./Play | 5.2 | 4.0 |
| Net Yards Rushing | 2,925 | 1,270 |
| Avg./Game | 208.9 | 90.7 |
| Total Rushes | 659 | 366 |
| Net Yards Passing | 1,981 | 1,681 |
| Avg./Game | 141.5 | 120.1 |
| Sacked-Yds. Lost | 17-126 | 45-342 |
| Gross Yards | 2,107 | 2,023 |
| Att-Comp-Int | 271-144-11 | 328-179-20 |
| Comp. % | 53.1 | 54.6 |
| Punts/Avg. | 51-40.8 | 81-40.8 |
| Penalties/Yards | 54-606 | 61-566 |
| Fumbles/Ball Lost | 21-9 | 29-18 |
| Touchdowns | 42 | 17 |
| Rushing | 18 | 5 |
| Passing | 22 | 10 |
| Returns | 2 | 2 |

| Score by Periods | 1 | 2 | 3 | 4 | T |
|------------------|----|-----|----|----|-----|
| Rams | 70 | 166 | 71 | 81 | 388 |
| Opponents | 39 | 49 | 26 | 64 | 178 |

| Scoring | TD | Ru | Pa | Rt | PAT | FG | S | Pts. |
|---------------------|-----------|-----------|-----------|----------|--------------|--------------|----------|------------|
| David Ray | 0 | 0 | 0 | 0 | 40-42 | 30-47 | 0 | 130 |
| Harold Jackson | 13 | 0 | 13 | 0 | 0-0 | 0-0 | 0 | 78 |
| Tony Baker | 7 | 7 | 0 | 0 | 0-0 | 0-0 | 0 | 42 |
| Jim Bertelsen | 5 | 4 | 1 | 0 | 0-0 | 0-0 | 0 | 30 |
| Lawrence McCutcheon | 5 | 2 | 3 | 0 | 0-0 | 0-0 | 0 | 30 |
| Jack Snow | 2 | 0 | 2 | 0 | 0-0 | 0-0 | 0 | 12 |
| Larry Smith | 2 | 2 | 0 | 0 | 0-0 | 0-0 | 0 | 12 |
| Les Josephson | 2 | 2 | 0 | 0 | 0-0 | 0-0 | 0 | 12 |
| Bob Klein | 2 | 0 | 2 | 0 | 0-0 | 0-0 | 0 | 12 |
| Pat Curran | 1 | 0 | 1 | 0 | 0-0 | 0-0 | 0 | 6 |
| Steve Preece | 1 | 1 | 0 | 0 | 0-0 | 0-0 | 0 | 6 |
| Cullen Bryant | 1 | 0 | 0 | 1 | 0-0 | 0-0 | 0 | 6 |
| Isaiah Robertson | 1 | 0 | 0 | 1 | 0-0 | 0-0 | 0 | 6 |
| Fred Dryer | 0 | 0 | 0 | 0 | 0-0 | 0-0 | 2 | 4 |
| Team | 0 | 0 | 0 | 0 | 0-0 | 0-0 | 1 | 2 |
| Rams | 42 | 18 | 22 | 2 | 40-42 | 30-47 | 3 | 388 |
| Opponents | 17 | 5 | 10 | 2 | 16-17 | 20-27 | 0 | 178 |

Usual Starters

| | | | |
|----|--------------------------|-----|-----------------------|
| WR | Harold Jackson (14) | DE | Jack Youngblood (14) |
| LT | Charlie Cowan (14) | DT | Larry Brooks (14) |
| LG | Tom Mack (14) | DT | Merlin Olsen (14) |
| C | Ken Iman (14) | DE | Fred Dryer (14) |
| RG | Joe Scibelli (14) | LLB | Ken Geddes (14) |
| RT | John Williams (14) | MLB | Jack Reynolds (14) |
| TE | Bob Klein (14) | RLB | Isaiah Robertson (14) |
| WR | Jack Snow (14) | CB | Eddie McMillan (14) |
| QB | John Hadl (14) | CB | Charlie Stukes (14) |
| RB | Jim Bertelsen (14) | SS | Dave Elmendorf (14) |
| RB | Lawrence McCutcheon (12) | FS | Steve Preece (14) |

| Rushing | No. | Yards | Avg. | Long | TD |
|---------------------|------------|--------------|------------|-----------|-----------|
| Lawrence McCutcheon | 210 | 1,097 | 5.2 | 37 | 2 |
| Jim Bertelsen | 206 | 854 | 4.1 | 49 | 4 |
| Tony Baker | 85 | 344 | 4.0 | 17 | 7 |
| Larry Smith | 79 | 291 | 3.7 | 16 | 2 |
| Les Josephson | 36 | 174 | 4.8 | 14 | 2 |
| Rob Scribner | 20 | 109 | 5.5 | 17 | 0 |
| James Harris | 4 | 29 | 7.3 | 19 | 0 |
| Dick Gordon | 1 | 19 | 19.0 | 19 | 0 |
| Steve Preece | 1 | 11 | 11.0 | 11 | 1 |
| Dave Chapple | 1 | 0 | 0.0 | 0 | 0 |
| John Hadl | 14 | 5 | 0.4 | 6 | 0 |
| Harold Jackson | 2 | -8 | -4.0 | -3 | 0 |
| Rams | 659 | 2,925 | 4.4 | 49 | 18 |
| Opponents | 366 | 1,270 | 3.5 | 25 | 5 |

| Receiving | No. | Yards | Avg. | Long | TD |
|---------------------|------------|--------------|-------------|-----------|-----------|
| Harold Jackson | 40 | 874 | 21.9 | 69 | 13 |
| Lawrence McCutcheon | 30 | 289 | 9.6 | 31 | 3 |
| Bob Klein | 21 | 277 | 13.2 | 23 | 2 |
| Jim Bertelsen | 19 | 267 | 14.1 | 44 | 1 |
| Jack Snow | 16 | 252 | 15.8 | 38 | 2 |
| Larry Smith | 10 | 65 | 6.5 | 11 | 0 |
| Pat Curran | 5 | 56 | 11.2 | 27 | 0 |
| Rob Scribner | 2 | 19 | 9.5 | 13 | 0 |
| Rod Sherman | 1 | 8 | 8.0 | 8 | 0 |
| Rams | 144 | 2,107 | 14.6 | 69 | 22 |
| Opponents | 179 | 2,023 | 11.3 | 65 | 10 |

| Interceptions | No. | Yards | Avg. | Long | TD |
|------------------|-----------|------------|-------------|-----------|----------|
| Charlie Stukes | 5 | 104 | 20.8 | 42 | 0 |
| Eddie McMillan | 4 | 20 | 5.0 | 15 | 0 |
| Isaiah Robertson | 3 | 57 | 19.0 | 49 | 1 |
| Jack Reynolds | 2 | 52 | 26.0 | 49 | 0 |
| Steve Preece | 2 | 25 | 12.5 | 25 | 0 |
| Dave Elmendorf | 1 | 16 | 16.0 | 16 | 0 |
| Jack Youngblood | 1 | 15 | 15.0 | 15 | 0 |
| Bob Stein | 1 | 6 | 6.0 | 6 | 0 |
| Al Clark | 1 | 5 | 5.0 | 5 | 0 |
| Rams | 20 | 300 | 15.0 | 49 | 1 |
| Opponents | 11 | 103 | 9.4 | 30 | 1 |

| Punting | No. | Yards | Avg. | Long | Blk. |
|------------------|-----------|--------------|-------------|-----------|----------|
| Dave Chapple | 51 | 2,079 | 40.8 | 65 | 1 |
| Rams | 51 | 2,079 | 40.8 | 65 | 1 |
| Opponents | 81 | 3,308 | 40.8 | 59 | 0 |

| Punt Returns | No. | FC | Yards | Avg. | Long | TD |
|------------------|-----------|-----------|------------|-------------|-----------|----------|
| Jim Bertelsen | 26 | 10 | 259 | 10.0 | 34 | 0 |
| Dave Elmendorf | 22 | 3 | 187 | 8.5 | 30 | 0 |
| Rob Scribner | 3 | 1 | 32 | 10.7 | 17 | 0 |
| Rams | 51 | 14 | 478 | 9.4 | 34 | 0 |
| Opponents | 24 | 8 | 261 | 10.9 | 26 | 0 |

| Kickoff Returns | No. | Yards | Avg. | Long | TD |
|---------------------|-----------|--------------|-------------|-----------|----------|
| Cullen Bryant | 13 | 369 | 28.4 | 93 | 1 |
| Rob Scribner | 11 | 314 | 28.5 | 57 | 0 |
| Al Clark | 2 | 80 | 40.0 | 58 | 0 |
| Dick Gordon | 3 | 68 | 22.7 | 25 | 0 |
| Dave Elmendorf | 2 | 23 | 11.5 | 23 | 0 |
| Pat Curran | 1 | 24 | 24.0 | 24 | 0 |
| Larry Smith | 1 | 16 | 16.0 | 16 | 0 |
| Jim Bertelsen | 1 | 15 | 15.0 | 15 | 0 |
| Lawrence McCutcheon | 1 | 6 | 6.0 | 6 | 0 |
| Bob Klein | 1 | 0 | 0.0 | 0 | 0 |
| Rams | 36 | 915 | 25.4 | 93 | 1 |
| Opponents | 68 | 1,318 | 19.4 | 35 | 0 |

| Field Goals | 1-19 | 20-29 | 30-39 | 40-49 | 50+ |
|------------------|-------------|------------|-------------|-------------|------------|
| David Ray | 9-10 | 7-9 | 9-16 | 5-11 | 0-1 |
| Rams | 9-10 | 7-9 | 9-16 | 5-11 | 0-1 |
| Opponents | 7-7 | 7-7 | 6-6 | 0-5 | 0-1 |

David Ray (27, 47M, 19M) (34, 36M, 47M) (16, 19, 27, 25) (17, 26M) (27, 37, 35, 49M) (44, 40, 49M) (30, 35, 47, 32B, 43M) (32, 42) (19, 11, 8, 39M) (37, 49M) (20, 30M, 27M) (30, 16, 39, 26, 52M) (16, 31M) (48, 27, 15, 35M, 35M)

Opponents (49M, 52M) () (35, 24) (8, 35, 37, 36) (8) () (15, 25M, 47B, 45) (28, 30, 12, 26, 16) (41M) (24, 17) (37, 24, 43M) () (15, 27) (22)

| Passing | Att. | Comp. | Yards | Pct. | Yards/Att. | TD | TD% | Int. | Int% | Long | Sack/Lost | Rating |
|------------------|------------|------------|--------------|-------------|------------|-----------|------------|-----------|------------|-----------|---------------|-------------|
| Hadl | 258 | 135 | 2,008 | 52.3 | 7.8 | 22 | 8.5 | 11 | 4.3 | 69 | 17/126 | 88.8 |
| J. Harris | 11 | 7 | 68 | 63.6 | 6.2 | 0 | 0.0 | 0 | 0.0 | 27 | 0/0 | 80.8 |
| L. Smith | 2 | 2 | 31 | 100.0 | 15.5 | 0 | 0.0 | 0 | 0.0 | 21 | 0/0 | 118.9 |
| Rams | 271 | 144 | 2,107 | 53.1 | 7.8 | 22 | 8.1 | 11 | 4.1 | 69 | 17/126 | 84.9 |
| Opponents | 328 | 179 | 2,023 | 54.6 | 6.1 | 10 | 3.0 | 20 | 6.1 | 65 | 45/342 | 58.0 |



1972 (6-7-1) 3rd, NFC West - Tommy Prothro



| Date | W/L | Score | Opponent | Attend. |
|------------------|-----|-------|------------------|-----------|
| 9/17 | W | 34-14 | New Orleans | (66,303) |
| 9/24 | T | 13-13 | at Chicago | (55,701) |
| 10/1 | L | 3-31 | at Atlanta | (57,122) |
| 10/8 | W | 31-7 | San Francisco | (77,382) |
| 10/15 | W | 34-3 | at Philadelphia | (65,720) |
| 10/22 | W | 15-12 | Cincinnati | (73,385) |
| 10/29 | L | 17-45 | atOakland | (54,660) |
| 11/5 | W | 20-7 | Atlanta | (75,018) |
| 11/12 | L | 10-16 | Denver | (65,398) |
| 11/17 | L | 41-45 | Minnesota | (77,982) |
| 11/26 | L | 16-19 | at New Orleans | (64,325) |
| 12/4 | W | 26-16 | at San Francisco | (61,214) |
| 12/10 | L | 14-24 | at St. Louis | (36,873) |
| 12/17 | L | 17-34 | Detroit | (71,761) |
| Total Attendance | | | | (902,844) |

| | Rams | OPP |
|---------------------------|----------------|----------------|
| First Downs | 238 | 235 |
| Rushing | 113 | 101 |
| Passing | 108 | 110 |
| Penalty | 17 | 24 |
| Total Net Yards | 4,355 | 3,907 |
| Avg./Game | 311.1 | 279.1 |
| Total Plays | 859 | 843 |
| Avg./Play | 5.1 | 4.6 |
| Net Yards Rushing | 2,209 | 1,762 |
| Avg./Game | 157.8 | 125.9 |
| Total Rushes | 472 | 438 |
| Net Yards Passing | 2,146 | 2,145 |
| Avg./Game | 153.3 | 153.2 |
| Sacked-Yds. Lost | 16-136 | 42-327 |
| Gross Yards | 2,282 | 2,472 |
| Att-Comp-Int | 371-184-22 | 363-181-16 |
| Comp. % | 49.6 | 49.9 |
| Punts/Avg. | 53-44.2 | 71-41.2 |
| Penalties/Yards | 78-648 | 60-553 |
| Fumbles/ Ball Lost | 24-9 | 25-11 |
| Touchdowns | 31 | 34 |
| Rushing | 17 | 9 |
| Passing | 13 | 20 |
| Returns | 1 | 5 |

| Score by Periods | 1 | 2 | 3 | 4 | T |
|------------------|----|----|----|----|-----|
| Rams | 53 | 97 | 94 | 47 | 291 |
| Opponents | 53 | 90 | 57 | 86 | 286 |

| Scoring | TD | Ru | Pa | Rt | PAT | FG | S | Pts. |
|------------------|-----------|-----------|-----------|----------|--------------|--------------|----------|------------|
| Ray | 0 | 0 | 0 | 0 | 31-31 | 24-41 | 0 | 103 |
| Bertelsen | 6 | 5 | 1 | 0 | 0-0 | 0-0 | 0 | 36 |
| Ellison | 6 | 5 | 1 | 0 | 0-0 | 0-0 | 0 | 36 |
| Snow | 4 | 0 | 4 | 0 | 0-0 | 0-0 | 0 | 24 |
| L. Smith | 3 | 2 | 1 | 0 | 0-0 | 0-0 | 0 | 18 |
| B. Thomas | 3 | 3 | 0 | 0 | 0-0 | 0-0 | 0 | 18 |
| Rentzel | 2 | 1 | 1 | 0 | 0-0 | 0-0 | 0 | 12 |
| Sweet | 1 | 0 | 1 | 0 | 0-0 | 0-0 | 1 | 8 |
| Klein | 1 | 0 | 1 | 0 | 0-0 | 0-0 | 0 | 6 |
| Josephson | 1 | 0 | 1 | 0 | 0-0 | 0-0 | 0 | 6 |
| Gabriel | 1 | 1 | 0 | 0 | 0-0 | 0-0 | 0 | 6 |
| Gordon | 1 | 0 | 1 | 0 | 0-0 | 0-0 | 0 | 6 |
| Howard | 1 | 0 | 0 | 1 | 0-0 | 0-0 | 0 | 6 |
| Love | 1 | 0 | 1 | 0 | 0-0 | 0-0 | 0 | 6 |
| Rams | 31 | 17 | 13 | 1 | 31-31 | 24-41 | 1 | 291 |
| Opponents | 34 | 9 | 20 | 5 | 32-34 | 16-30 | 0 | 286 |

Usual Starters

| | | | |
|----|---------------------|-----|-----------------------|
| WR | Jack Snow (14) | DE | Jack Youngblood (10) |
| LT | Charlie Cowan (13) | DT | Merlin Olsen (14) |
| LG | Tom Mack (12) | DT | Larry Brooks (8) |
| C | Ken Iman (14) | DE | Coy Bacon (14) |
| RG | Joe Scibelli (13) | LLB | Jim Purnell (12) |
| RT | Harry Schuh (14) | MLB | Marlin McKeever (14) |
| TE | Bob Klein (13) | RLB | Isaiah Robertson (14) |
| WR | Lance Rentzel (14) | CB | Al Clark (6) |
| QB | Roman Gabriel (13) | | Clancy Williams (6) |
| RB | Jim Bertelsen (8) | CB | Gene Howard (13) |
| RB | Willie Ellison (12) | S | Dave Elmendorf (14) |
| | | S | Jim Nettles (14) |

| | No. | Yards | Avg. | Long | TD |
|------------------|------------|--------------|------------|-----------|-----------|
| Rushing | | | | | |
| Willie Ellison | 170 | 764 | 4.5 | 37 | 5 |
| Jim Bertelsen | 123 | 581 | 4.7 | 42 | 5 |
| Bob Thomas | 77 | 433 | 5.6 | 49 | 3 |
| Larry Smith | 60 | 276 | 4.6 | 68 | 2 |
| Les Josephson | 18 | 75 | 4.2 | 13 | 0 |
| Lance Rentzel | 7 | 71 | 10.1 | 18 | 1 |
| Roman Gabriel | 14 | 16 | 1.1 | 11 | 1 |
| Joe Sweet | 1 | 1 | 1.0 | 1 | 0 |
| Pete Beathard | 1 | -1 | -1.0 | -1 | 0 |
| Bob Klein | 1 | -7 | -7.0 | -7 | 0 |
| Rams | 472 | 2,209 | 4.7 | 68 | 17 |
| Opponents | 438 | 1,762 | 4.0 | 56 | 9 |

| | No. | Yards | Avg. | Long | TD |
|------------------|------------|--------------|-------------|-----------|-----------|
| Receiving | | | | | |
| Jack Snow | 30 | 590 | 19.7 | 57 | 4 |
| Jim Bertelsen | 29 | 331 | 11.4 | 22 | 1 |
| Bob Klein | 29 | 330 | 11.4 | 26 | 1 |
| Lance Rentzel | 27 | 365 | 13.5 | 40 | 1 |
| Willie Ellison | 23 | 141 | 6.1 | 39 | 1 |
| Larry Smith | 15 | 186 | 12.4 | 47 | 1 |
| Les Josephson | 14 | 170 | 12.1 | 34 | 1 |
| Bob Thomas | 11 | 95 | 8.6 | 19 | 0 |
| Dick Gordon | 3 | 29 | 9.7 | 17 | 1 |
| Joe Sweet | 2 | 26 | 13.0 | 17 | 1 |
| John Love | 1 | 19 | 19.0 | 19 | 1 |
| Rams | 184 | 2,282 | 12.4 | 57 | 13 |
| Opponents | 181 | 2,472 | 13.6 | 98 | 20 |

| | No. | Yards | Avg. | Long | TD |
|----------------------|-----------|------------|-------------|-----------|----------|
| Interceptions | | | | | |
| Jim Nettles | 6 | 168 | 28.0 | 43 | 0 |
| Dave Elmendorf | 3 | 29 | 9.7 | 15 | 0 |
| Gene Howard | 3 | 26 | 8.7 | 24 | 1 |
| Marlin McKeever | 2 | 8 | 4.0 | 8 | 0 |
| Al Clark | 1 | 18 | 18.0 | 18 | 0 |
| Jim Purnell | 1 | 2 | 2.0 | 2 | 0 |
| Rams | 16 | 251 | 15.7 | 43 | 1 |
| Opponents | 22 | 439 | 20.0 | 88 | 3 |

| | No. | Yards | Avg. | Long | Blk. |
|------------------|-----------|--------------|-------------|-----------|----------|
| Punting | | | | | |
| Dave Chapple | 53 | 2,344 | 44.2 | 70 | 0 |
| Rams | 53 | 2,344 | 44.2 | 70 | 0 |
| Opponents | 71 | 2,926 | 41.2 | 71 | 0 |

| | No. | FC | Yards | Avg. | Long | TD |
|---------------------|-----------|-----------|------------|-------------|-----------|----------|
| Punt Returns | | | | | | |
| Jim Bertelsen | 16 | 3 | 232 | 14.5 | 60 | 0 |
| John Love | 10 | 4 | 39 | 3.9 | 10 | 0 |
| Dick Gordon | 4 | 0 | 20 | 5.0 | 12 | 0 |
| Dave Elmendorf | 3 | 9 | 56 | 18.7 | 41 | 0 |
| Rams | 33 | 16 | 347 | 10.5 | 60 | 0 |
| Opponents | 22 | 10 | 54 | 2.5 | 19 | 0 |

| | No. | Yards | Avg. | Long | TD |
|------------------------|-----------|--------------|-------------|-----------|----------|
| Kickoff Returns | | | | | |
| Willie Ellison | 14 | 345 | 24.6 | 32 | 0 |
| Bob Thomas | 8 | 212 | 26.5 | 43 | 0 |
| John Love | 8 | 167 | 20.9 | 27 | 0 |
| Dick Gordon | 4 | 141 | 35.3 | 53 | 0 |
| Roger Williams | 6 | 141 | 23.5 | 29 | 0 |
| Jim Bertelsen | 4 | 88 | 22.0 | 25 | 0 |
| Pat Curran | 4 | 37 | 9.3 | 19 | 0 |
| Al Clark | 3 | 59 | 19.7 | 28 | 0 |
| Gene Howard | 2 | 51 | 25.5 | 28 | 0 |
| John Pergine | 3 | 46 | 15.3 | 19 | 0 |
| Rams | 56 | 1,287 | 23.0 | 53 | 0 |
| Opponents | 54 | 999 | 18.5 | 57 | 0 |

| | 1-19 | 20-29 | 30-39 | 40-49 | 50+ |
|--------------------|------------|------------|-------------|-------------|------------|
| Field Goals | | | | | |
| David Ray | 6-7 | 5-7 | 9-11 | 4-13 | 0-4 |
| Rams | 6-7 | 5-7 | 9-11 | 4-13 | 0-4 |

| | Att. | Comp. | Yards | Pct. | Yards/Att. | TD | TD% | Int. | Int% | Long | Sack/Lost | Rating |
|------------------|------------|------------|--------------|-------------|------------|-----------|------------|-----------|------------|-----------|---------------|-------------|
| Passing | | | | | | | | | | | | |
| Roman Gabriel | 323 | 165 | 2,027 | 51.1 | 6.3 | 12 | 3.7 | 15 | 4.6 | 57 | 12/102 | 63.8 |
| Pete Beathard | 48 | 19 | 255 | 39.6 | 5.3 | 1 | 2.1 | 7 | 14.6 | 33 | 4/34 | 24.6 |
| Rams | 371 | 184 | 2,282 | 49.6 | 6.2 | 13 | 3.5 | 22 | 5.9 | 57 | 16/136 | 56.0 |
| Opponents | 363 | 181 | 2,472 | 49.9 | 6.8 | 20 | 5.5 | 16 | 4.4 | 98 | 42/327 | 72.0 |



1971 (8-5-1) 2nd, NFC West - Tommy Prothro



| Date | W/L | Score | Opponent | Attend. |
|------------------|-----|-------|------------------|-----------|
| 9/19 | L | 20-24 | at New Orleans | (70,915) |
| 9/26 | T | 20-20 | Atlanta | (57,895) |
| 10/3 | W | 17-3 | Chicago | (66,957) |
| 10/10 | W | 20-13 | at San Francisco | (44,000) |
| 10/17 | W | 24-16 | at Atlanta | (58,850) |
| 10/24 | W | 30-13 | Green Bay | (75,351) |
| 10/31 | L | 14-20 | Miami | (72,903) |
| 11/8 | L | 17-24 | at Baltimore | (57,722) |
| 11/14 | W | 21-13 | at Detroit | (54,418) |
| 11/21 | W | 17-6 | San Francisco | (80,050) |
| 11/25 | L | 21-28 | at Dallas | (66,595) |
| 12/5 | W | 45-28 | New Orleans | (73,610) |
| 12/13 | L | 24-38 | Washington | (80,402) |
| 12/19 | W | 23-14 | at Pittsburgh | (45,233) |
| Total Attendance | | | | (904,901) |

| | Rams | OPP |
|---------------------------|----------------|----------------|
| First Downs | 234 | 239 |
| Rushing | 105 | 91 |
| Passing | 111 | 129 |
| Penalty | 18 | 19 |
| Total Net Yards | 4,233 | 4,037 |
| Avg./Game | 302.4 | 288.4 |
| Total Plays | 856 | 879 |
| Avg./Play | 4.9 | 4.6 |
| Net Yards Rushing | 2,139 | 1,658 |
| Avg./Game | 152.8 | 118.4 |
| Total Rushes | 460 | 455 |
| Net Yards Passing | 2,094 | 2,379 |
| Avg./Game | 149.6 | 169.9 |
| Sacked-Yds. Lost | 26-210 | 37-314 |
| Gross Yards | 2,304 | 2,693 |
| Att-Comp-Int | 370-185-11 | 387-200-27 |
| Comp. % | 50.0 | 51.6 |
| Punts/Avg. | 70-41.4 | 66-39.4 |
| Penalties/Yards | 79-642 | 62-665 |
| Fumbles/ Ball Lost | 32-18 | 22-7 |
| Touchdowns | 37 | 30 |
| Rushing | 15 | 11 |
| Passing | 18 | 15 |
| Returns | 4 | 4 |

| Score by Periods | 1 | 2 | 3 | 4 | T |
|------------------|----|----|----|-----|-----|
| Rams | 85 | 77 | 48 | 103 | 313 |
| Opponents | 40 | 76 | 75 | 69 | 260 |

| Scoring | TD | Ru | Pa | Rt | PAT | FG | S | Pts. |
|------------------|-----------|-----------|-----------|----------|--------------|--------------|----------|------------|
| David Ray | 0 | 0 | 0 | 0 | 37-37 | 18-29 | 0 | 91 |
| Lance Rentzel | 6 | 1 | 5 | 0 | 0-0 | 0-0 | 0 | 36 |
| Les Josephson | 5 | 3 | 2 | 0 | 0-0 | 0-0 | 0 | 30 |
| Larry Smith | 5 | 5 | 0 | 0 | 0-0 | 0-0 | 0 | 30 |
| Jack Snow | 5 | 0 | 5 | 0 | 0-0 | 0-0 | 0 | 30 |
| Willie Ellison | 4 | 4 | 0 | 0 | 0-0 | 0-0 | 0 | 24 |
| Bob Klein | 4 | 0 | 4 | 0 | 0-0 | 0-0 | 0 | 24 |
| Roman Gabriel | 2 | 2 | 0 | 0 | 0-0 | 0-0 | 0 | 12 |
| Kermit Alexander | 1 | 0 | 0 | 1 | 0-0 | 0-0 | 0 | 6 |
| Pat Curran | 1 | 0 | 1 | 0 | 0-0 | 0-0 | 0 | 6 |
| Gene Howard | 1 | 0 | 0 | 1 | 0-0 | 0-0 | 0 | 6 |
| Matt Maslowski | 1 | 0 | 1 | 0 | 0-0 | 0-0 | 0 | 6 |
| Jim Nettles | 1 | 0 | 0 | 1 | 0-0 | 0-0 | 0 | 6 |
| Travis Williams | 1 | 0 | 0 | 1 | 0-0 | 0-0 | 0 | 6 |
| Rams | 37 | 15 | 18 | 4 | 37-37 | 18-29 | 0 | 313 |
| Opponents | 30 | 11 | 15 | 4 | 29-30 | 17-32 | 0 | 260 |

Usual Starters

| | | | |
|----|---------------------|-----|-----------------------|
| WR | Jack Snow (14) | DE | Deacon Jones (11) |
| LT | Charlie Cowan (14) | DT | Merline Olsen (14) |
| LG | Tom Mack (14) | DT | Phil Olsen (8) |
| C | Ken Iman (14) | | Bill Nelson (6) |
| RG | Joe Scibelli (14) | DE | Coy Bacon (14) |
| RT | Harry Schuh (14) | LLB | Jim Purnell (14) |
| TE | Bob Klein (14) | MLB | Marlin McKeever (14) |
| WR | Lance Rentzel (14) | RLB | Isaiah Robertson (12) |
| QB | Roman Gabriel (14) | CB | Jim Nettles (14) |
| RB | Willie Ellison (13) | CB | Alvin Howard (14) |
| RB | Les Josephson (9) | S | Kermit Alexander (14) |
| | Larry Smith (6) | S | Dave Elmendorf (14) |

| Rushing | No. | Yards | Avg. | Long | TD |
|------------------|------------|--------------|------------|-----------|-----------|
| Ellison | 211 | 1,000 | 4.7 | 80 | 4 |
| Josephson | 99 | 449 | 4.5 | 57 | 3 |
| L. Smith | 91 | 404 | 4.4 | 64 | 5 |
| Rentzel | 14 | 113 | 8.1 | 50 | 1 |
| T. Williams | 18 | 103 | 5.7 | 36 | 0 |
| Gabriel | 18 | 48 | 2.7 | 10 | 2 |
| Klein | 3 | 21 | 7.0 | 13 | 0 |
| White | 2 | 11 | 5.5 | 6 | 0 |
| Rhyme | 3 | 0 | 0.0 | 0 | 0 |
| Snow | 1 | -10 | -10.0 | -10 | 0 |
| Rams | 460 | 2,139 | 4.7 | 80 | 15 |
| Opponents | 455 | 1,658 | 3.6 | 25 | 11 |

| Receiving | No. | Yards | Avg. | Long | TD |
|------------------|------------|--------------|-------------|-----------|-----------|
| Rentzel | 38 | 534 | 14.1 | 41 | 5 |
| Snow | 37 | 666 | 18.0 | 68 | 5 |
| Ellison | 32 | 238 | 7.4 | 49 | 0 |
| L. Smith | 31 | 324 | 10.5 | 34 | 0 |
| Josephson | 26 | 230 | 8.8 | 29 | 2 |
| Klein | 14 | 160 | 11.4 | 33 | 4 |
| Maslowski | 3 | 82 | 27.3 | 36 | 1 |
| T. Williams | 3 | 68 | 22.7 | 43 | 0 |
| Curran | 1 | 2 | 2.0 | 2 | 1 |
| Rams | 185 | 2,304 | 12.5 | 68 | 18 |
| Opponents | 200 | 2,693 | 13.5 | 74 | 15 |

| Interceptions | No. | Yards | Avg. | Long | TD |
|------------------|-----------|------------|-------------|-----------|----------|
| Howard | 6 | 99 | 16.5 | 35 | 0 |
| Nettles | 5 | 97 | 19.4 | 44 | 1 |
| McKeever | 4 | 38 | 9.5 | 15 | 0 |
| Robertson | 4 | 32 | 8.0 | 20 | 0 |
| Alexander | 3 | 122 | 40.7 | 82 | 1 |
| Elmendorf | 2 | 32 | 16.0 | 32 | 0 |
| Purnell | 2 | 32 | 16.0 | 17 | 0 |
| Bacon | 1 | 0 | 0.0 | 0 | 0 |
| Rams | 27 | 452 | 16.7 | 82 | 2 |
| Opponents | 11 | 83 | 7.5 | 46 | 1 |

| Punting | No. | Yards | Avg. | Long | Bk. |
|------------------|-----------|--------------|-------------|-----------|----------|
| Studstill | 70 | 2,896 | 41.4 | 60 | 0 |
| Rams | 70 | 2,896 | 41.4 | 60 | 0 |
| Opponents | 66 | 2,600 | 39.3 | 64 | 0 |

| Punt Returns | No. | FC | Yards | Avg. | Long | TD |
|------------------|-----------|-----------|------------|------------|-----------|----------|
| Haymond | 24 | 11 | 123 | 5.1 | 28 | 0 |
| Rentzel | 9 | 5 | 40 | 4.4 | 24 | 0 |
| Alexander | 1 | 3 | 5 | 5.0 | 5 | 0 |
| T. Williams | 1 | 0 | 4 | 4.0 | 4 | 0 |
| Howard | 0 | 1 | 0 | 0.0 | 0 | 0 |
| Rams | 35 | 20 | 172 | 4.9 | 28 | 0 |
| Opponents | 27 | 20 | 67 | 2.4 | 21 | 0 |

| Kickoff Returns | No. | Yards | Avg. | Long | TD |
|------------------|-----------|--------------|-------------|-------------|----------|
| T. Williams | 25 | 743 | 29.7 | 105t | 1 |
| Haymond | 9 | 207 | 23.0 | 34 | 0 |
| Howard | 7 | 164 | 23.4 | 34 | 0 |
| R. Williams | 4 | 100 | 25.0 | 57 | 0 |
| Curran | 3 | 35 | 11.7 | 15 | 0 |
| Youngblood | 2 | 36 | 18.0 | 22 | 0 |
| LaHood | 1 | 25 | 25.0 | 25 | 0 |
| B. Thomas | 1 | 12 | 12.0 | 12 | 0 |
| Josephson | 1 | 0 | 0.0 | 0 | 0 |
| Saul | 1 | 0 | 0.0 | 0 | 0 |
| Rams | 54 | 1,322 | 24.5 | 105t | 1 |
| Opponents | 57 | 1,176 | 20.6 | 89t | 1 |

| Field Goals | 1-19 | 20-29 | 30-39 | 40-49 | 50+ |
|-------------|------------|------------|------------|-------------|------------|
| Ray | 6-7 | 6-8 | 2-3 | 4-10 | 0-1 |
| Rams | 6-7 | 6-8 | 2-3 | 4-10 | 0-1 |

| Passing | Att. | Comp. | Yards | Pct. | Yards/Att. | TD | TD% | Int. | Int% | Long | Sack/Lost | Rating |
|------------------|------------|------------|--------------|-------------|-------------|-----------|------------|-----------|------------|-----------|---------------|-------------|
| Roman Gabriel | 352 | 180 | 2,238 | 51.1 | 6.36 | 17 | 4.8 | 10 | 2.8 | 68 | 25/200 | 75.4 |
| Jerry Rhyme | 18 | 5 | 66 | 27.8 | 3.67 | 1 | 5.5 | 1 | 5.5 | 27 | 1/10 | 37.7 |
| Rams | 370 | 185 | 2,304 | 50.0 | 6.21 | 18 | 4.8 | 11 | 3.0 | 68 | 26/210 | 73.5 |
| Opponents | 387 | 200 | 2,693 | 51.6 | 6.96 | 15 | 3.8 | 27 | 7.0 | 74 | 37/314 | 58.0 |



1970 (9-4-1) 2nd, NFC West - George Allen



| Date | W/L | Score | Opponent | Attend. |
|------------------|-----|-------|--------------------|-----------|
| 9/18 | W | 34-13 | St. Louis | (63,130) |
| 9/27 | W | 19-0 | at Buffalo | (46,206) |
| 10/4 | W | 37-10 | San Diego | (69,564) |
| 10/11 | L | 6-20 | San Francisco | (77,272) |
| 10/18 | W | 31-21 | at Green Bay | (56,263) |
| 10/26 | L | 3-13 | at Minnesota | (47,900) |
| 11/1 | W | 30-17 | at New Orleans | (77,861) |
| 11/8 | T | 10-10 | Atlanta | (67,232) |
| 11/15 | L | 20-31 | New York Jets | (76,378) |
| 11/22 | W | 17-7 | at Atlanta | (58,850) |
| 11/29 | W | 30-13 | at San Francisco | (59,602) |
| 12/6 | W | 34-16 | New Orleans | (66,410) |
| 12/14 | L | 23-28 | Detroit | (79,441) |
| 12/20 | W | 31-3 | at New York Giants | (62,870) |
| Total Attendance | | | | (908,979) |

| | Rams | OPP |
|---------------------------|----------------|----------------|
| First Downs | 224 | 195 |
| Rushing | 93 | 64 |
| Passing | 120 | 113 |
| Penalty | 11 | 18 |
| Total Net Yards | 4,271 | 3,548 |
| Avg./Game | 305.1 | 253.4 |
| Total Plays | 879 | 826 |
| Avg./Play | 4.9 | 4.3 |
| Net Yards Rushing | 1,763 | 1,359 |
| Avg./Game | 125.9 | 97.0 |
| Total Rushes | 430 | 395 |
| Net Yards Passing | 2,508 | 2,189 |
| Avg./Game | 179.1 | 156.3 |
| Sacked-Yds. Lost | 23-150 | 53-426 |
| Gross Yards | 2,658 | 2,615 |
| Att-Comp-Int | 426-218-13 | 378-196-19 |
| Comp. % | 51.2 | 51.8 |
| Punts/Avg. | 67-39.1 | 88-37.8 |
| Penalties/Yards | 88-959 | 77-825 |
| Fumbles/ Ball Lost | 27-17 | 28-16 |
| Touchdowns | 34 | 22 |
| Rushing | 12 | 6 |
| Passing | 17 | 15 |
| Returns | 5 | 1 |

| Score by Periods | 1 | 2 | 3 | 4 | T |
|------------------|----|-----|----|----|-----|
| Rams | 54 | 116 | 56 | 99 | 325 |
| Opponents | 40 | 67 | 47 | 48 | 202 |

| Scoring | TD | Ru | Pa | Rt | PAT | FG | S | Pts. |
|------------------|-----------|-----------|-----------|----------|--------------|--------------|----------|------------|
| Ray | 0 | 0 | 0 | 0 | 34-34 | 29-45 | 0 | 121 |
| Ellison | 7 | 5 | 2 | 0 | 0-0 | 0-0 | 0 | 42 |
| Snow | 7 | 0 | 7 | 0 | 0-0 | 0-0 | 0 | 42 |
| Josephson | 5 | 5 | 0 | 0 | 0-0 | 0-0 | 0 | 30 |
| Truax | 3 | 0 | 3 | 0 | 0-0 | 0-0 | 0 | 18 |
| L. Smith | 2 | 1 | 1 | 0 | 0-0 | 0-0 | 0 | 12 |
| Studstill | 2 | 0 | 2 | 0 | 0-0 | 0-0 | 0 | 12 |
| Alexander | 1 | 0 | 0 | 1 | 0-0 | 0-0 | 0 | 6 |
| Bacon | 1 | 0 | 0 | 1 | 0-0 | 0-0 | 0 | 6 |
| Curran | 1 | 0 | 0 | 1 | 0-0 | 0-0 | 0 | 6 |
| Gabriel | 1 | 1 | 0 | 0 | 0-0 | 0-0 | 0 | 6 |
| Haymond | 1 | 0 | 0 | 1 | 0-0 | 0-0 | 0 | 6 |
| Long | 1 | 0 | 1 | 0 | 0-0 | 0-0 | 0 | 6 |
| Mason | 1 | 0 | 1 | 0 | 0-0 | 0-0 | 0 | 6 |
| C. Williams | 1 | 0 | 0 | 1 | 0-0 | 0-0 | 0 | 6 |
| Rams | 34 | 12 | 17 | 5 | 34-34 | 29-45 | 0 | 325 |
| Opponents | 22 | 6 | 15 | 1 | 22-22 | 16-25 | 0 | 202 |

Usual Starters

| | | | |
|----|---------------------|-----|-----------------------|
| WR | Jack Snow (14) | DE | Deacon Jones (13) |
| LT | Charlie Cowan (14) | DT | Merlin Olsen (14) |
| LG | Tom Mack (14) | DT | Diron Talbert (14) |
| C | Ken Iman (14) | DE | Coy Bacon (14) |
| RG | Joe Scibelli (14) | LLB | Jack Pardee (14) |
| RT | Bob Brown (14) | MLB | Myron Pottios (14) |
| TE | Billy Truax (14) | RLB | Maxie Baughan (8) |
| WR | Wendell Tucker (12) | CB | Clancy Williams (12) |
| QB | Roman Gabriel (14) | CB | Kermit Alexander (14) |
| RB | Larry Smith (9) | S | Richie Petitbon (14) |
| RB | Les Josephson (12) | S | Eddie Meador (13) |

| Rushing | No. | Yards | Avg. | Long | TD |
|------------------|------------|--------------|------------|-----------|-----------|
| Les Josephson | 150 | 640 | 4.3 | 23 | 5 |
| Willie Ellison | 90 | 381 | 4.2 | 24 | 5 |
| Larry Smith | 77 | 338 | 4.4 | 19 | 1 |
| Tommy Mason | 44 | 123 | 2.8 | 13 | 0 |
| Roman Gabriel | 28 | 104 | 3.7 | 15 | 1 |
| Pat Curran | 25 | 92 | 3.7 | 11 | 0 |
| Jeff Jordan | 10 | 50 | 5.0 | 10 | 0 |
| Pat Studstill | 1 | 23 | 23.0 | 23 | 0 |
| Elijah Pitts | 3 | 8 | 2.7 | 3 | 0 |
| Richie Petitbon | 1 | 3 | 3.0 | 3 | 0 |
| Mitch Johnson | 1 | 1 | 1.0 | 1 | 0 |
| Rams | 430 | 1,763 | 4.1 | 24 | 12 |
| Opponents | 395 | 1,359 | 3.4 | 49 | 6 |

| Receiving | No. | Yards | Avg. | Long | TD |
|------------------|------------|--------------|-------------|-----------|-----------|
| Jack Snow | 51 | 859 | 16.8 | 71 | 7 |
| Les Josephson | 44 | 427 | 9.7 | 30 | 0 |
| Billy Truax | 36 | 420 | 11.7 | 34 | 3 |
| Larry Smith | 24 | 164 | 6.8 | 17 | 1 |
| Pat Studstill | 18 | 252 | 14.0 | 40 | 2 |
| Wendell Tucker | 12 | 230 | 19.2 | 51 | 0 |
| Tommy Mason | 12 | 127 | 10.6 | 32 | 1 |
| Willie Ellison | 10 | 84 | 8.4 | 20 | 2 |
| Bob Long | 3 | 35 | 11.7 | 15 | 1 |
| Pat Curran | 3 | 25 | 8.3 | 14 | 0 |
| Bob Klein | 2 | 20 | 10.0 | 12 | 0 |
| David Ray | 1 | 11 | 11.0 | 11 | 0 |
| Clancy Williams | 1 | 9 | 9.0 | 9 | 0 |
| Jeff Jordan | 1 | -5 | -5.0 | -5 | 0 |
| Rams | 218 | 2,658 | 12.2 | 71 | 17 |
| Opponents | 196 | 2,615 | 13.3 | 67 | 15 |

| Interceptions | No. | Yards | Avg. | Long | TD |
|------------------|-----------|------------|-------------|-----------|----------|
| Clancy Williams | 5 | 108 | 21.6 | 65 | 1 |
| Kermit Alexander | 4 | 47 | 11.8 | 25 | 1 |
| Jim Nettles | 3 | 54 | 18.0 | 32 | 0 |
| Myron Pottios | 2 | 27 | 13.5 | 14 | 0 |
| Eddie Meador | 2 | 22 | 11.0 | 12 | 0 |
| Richie Petitbon | 1 | 10 | 10.0 | 10 | 0 |
| Jack Pardee | 1 | 9 | 9.0 | 9 | 0 |
| Maxie Baughan | 1 | 3 | 3.0 | 3 | 0 |
| Rams | 19 | 280 | 14.7 | 65 | 2 |
| Opponents | 13 | 92 | 7.1 | 19 | 0 |

| Punting | No. | Yards | Avg. | Long | Bk. |
|------------------|-----------|--------------|-------------|-----------|----------|
| Pat Studstill | 67 | 2,618 | 39.0 | 53 | 0 |
| Rams | 67 | 2,618 | 39.0 | 53 | 0 |
| Opponents | 88 | 3,329 | 37.8 | 67 | 2 |

| Punt Returns | No. | FC | Yards | Avg. | Long | TD |
|------------------|-----------|-----------|------------|------------|-----------|----------|
| Alvin Haymond | 53 | 15 | 376 | 7.1 | 30 | 0 |
| Kermit Alexander | 7 | 1 | 38 | 5.4 | 49 | 0 |
| Jim Nettles | 2 | 0 | 4 | 2.0 | 4 | 0 |
| Nate Shaw | 0 | 1 | 0 | 0.0 | 0 | 0 |
| Rams | 62 | 17 | 418 | 6.7 | 49 | 0 |
| Opponents | 32 | 15 | 181 | 5.7 | 59 | 0 |

| Kickoff Returns | No. | Yards | Avg. | Long | TD |
|------------------|-----------|--------------|-------------|------------|----------|
| Alvin Haymond | 35 | 1,022 | 29.2 | 98t | 1 |
| Kermit Alexander | 7 | 126 | 18.0 | 30 | 0 |
| Pat Curran | 3 | 51 | 17.0 | 21 | 0 |
| Willie Ellison | 1 | 20 | 20.0 | 20 | 0 |
| Mitch Johnson | 1 | 17 | 17.0 | 17 | 0 |
| Rams | 47 | 1,236 | 26.3 | 98t | 1 |
| Opponents | 71 | 1,278 | 18.0 | 44 | 0 |

| Field Goals | 1-19 | 20-29 | 30-39 | 40-49 | 50+ |
|-------------|--------------|--------------|-------------|------------|------------|
| David Ray | 10-11 | 11-14 | 5-11 | 3-9 | 0-0 |
| Rams | 10-11 | 11-14 | 5-11 | 3-9 | 0-0 |

| Passing | Att. | Comp. | Yards | Pct. | YardsAtt. | TD | TD% | Int. | Int% | Long | Sack/Lost | Rating |
|------------------|------------|------------|--------------|-------------|-------------|-----------|------------|-----------|------------|-----------|---------------|-------------|
| Roman Gabriel | 407 | 211 | 2,552 | 51.8 | 6.27 | 16 | 3.9 | 12 | 2.9 | 71 | 20/134 | 72.2 |
| Karl Sweetan | 13 | 6 | 81 | 46.2 | 6.23 | 1 | 7.6 | 0 | 0.0 | 22 | 2/15 | 92.1 |
| Les Josephson | 1 | 1 | 25 | 100.0 | 25.00 | 0 | 0.0 | 0 | 0.0 | 25 | 1/1 | 118.8 |
| Larry Smith | 2 | 0 | 0 | 0.0 | 0.00 | 0 | 0.0 | 0 | 0.0 | 0 | 0/0 | 39.6 |
| Pat Curran | 2 | 0 | 0 | 0.0 | 0.00 | 0 | 0.0 | 1 | 50.0 | 0 | 0/0 | 0.0 |
| Pat Studstill | 1 | 0 | 0 | 0.0 | 0.00 | 0 | 0.0 | 0 | 0.0 | 0 | 0/0 | 39.6 |
| Rams | 426 | 218 | 2,658 | 51.2 | 5.59 | 17 | 3.9 | 13 | 3.1 | 71 | 23/150 | 71.3 |
| Opponents | 378 | 196 | 2,615 | 51.9 | 5.08 | 15 | 3.9 | 19 | 5.0 | 67 | 53/426 | 66.4 |



1969 (11-3) 1st, NFC West - George Allen



| Date | W/L | Score | Opponent | Attend. |
|----------|-----|-------|------------------|----------|
| 9/21 | W | 27-20 | at Baltimore | (56,864) |
| 9/28 | W | 17-7 | Atlanta | (58,031) |
| 10/5 | W | 36-17 | New Orleans | (54,879) |
| 10/12 | W | 27-21 | at San Francisco | (45,995) |
| 10/19 | W | 34-21 | Green Bay | (78,947) |
| 10/26 | W | 9-7 | at Chicago | (45,985) |
| 11/2 | W | 38-6 | at Atlanta | (54,357) |
| 11/9 | W | 41-30 | San Francisco | (73,975) |
| 11/16 | W | 23-17 | at Philadelphia | (60,658) |
| 11/23 | W | 24-23 | Dallas | (79,105) |
| 11/30 | W | 24-13 | at Washington | (50,352) |
| 12/7 | L | 13-20 | Minnesota | (80,430) |
| 12/14 | L | 0-28 | at Detroit | (53,256) |
| 12/21 | L | 7-13 | Baltimore | (73,326) |
| 12/27 | L | 20-23 | at Minnesota* | (47,900) |
| 1/3/1968 | W | 31-0 | Dallas** | (31,151) |

Total Attendance
 * Western Conference Playoff
 ** Playoff Bowl Game at Miami

| | Rams | OPP |
|---------------------------|----------------|----------------|
| First Downs | 209 | 242 |
| Rushing | 75 | 84 |
| Passing | 114 | 125 |
| Penalty | 20 | 33 |
| Total Net Yards | 3,934 | 4,001 |
| Avg./Game | 281.0 | 285.8 |
| Total Plays | 814 | 895 |
| Avg./Play | 4.8 | 4.5 |
| Net Yards Rushing | 1,413 | 1,475 |
| Avg./Game | 100.9 | 105.4 |
| Total Rushes | 382 | 415 |
| Net Yards Passing | 2,521 | 2,526 |
| Avg./Game | 180.1 | 180.4 |
| Sacked-Yds. Lost | 17-129 | 50-393 |
| Gross Yards | 2,650 | 2,919 |
| Att-Comp-Int | 416-222-7 | 430-202-26 |
| Comp. % | 53.4 | 46.9 |
| Punts/Avg. | 80-40.7 | 77-41.0 |
| Penalties/Yards | 95-994 | 88-709 |
| Fumbles/ Ball Lost | 23-12 | 33-12 |
| Touchdowns | 36 | 26 |
| Rushing | 8 | 8 |
| Passing | 25 | 18 |
| Other | 3 | 0 |

| Score by Periods | 1 | 2 | 3 | 4 | T |
|------------------|----|-----|----|----|-----|
| Rams | 60 | 102 | 78 | 80 | 320 |
| Opponents | 53 | 82 | 37 | 71 | 243 |

| Scoring | TD | Ru | Pa | Rt | PAT | FG | S | Pts. |
|------------------|-----------|----------|-----------|----------|--------------|--------------|----------|------------|
| Bruce Gossett | 0 | 0 | 0 | 0 | 36-36 | 22-34 | 0 | 102 |
| Wendell Tucker | 7 | 0 | 7 | 0 | 0-0 | 0-0 | 0 | 42 |
| Jack Snow | 6 | 0 | 6 | 0 | 0-0 | 0-0 | 0 | 36 |
| Roman Gabriel | 5 | 5 | 0 | 0 | 0-0 | 0-0 | 0 | 30 |
| Billy Truax | 5 | 0 | 5 | 0 | 0-0 | 0-0 | 0 | 30 |
| Larry Smith | 3 | 1 | 2 | 0 | 0-0 | 0-0 | 0 | 18 |
| Tommy Mason | 2 | 1 | 1 | 0 | 0-0 | 0-0 | 0 | 12 |
| Les Josephson | 2 | 0 | 2 | 0 | 0-0 | 0-0 | 0 | 12 |
| Eddie Meador | 2 | 0 | 0 | 2 | 0-0 | 0-0 | 0 | 12 |
| Willie Ellison | 2 | 1 | 1 | 0 | 0-0 | 0-0 | 0 | 12 |
| Ron Smith | 1 | 0 | 0 | 1 | 0-0 | 0-0 | 0 | 6 |
| Bob Klein | 1 | 0 | 1 | 0 | 0-0 | 0-0 | 0 | 6 |
| TEAM | 0 | 0 | 0 | 0 | 0-0 | 0-0 | 1 | 2 |
| Rams | 36 | 8 | 25 | 3 | 36-36 | 22-34 | 1 | 320 |
| Opponents | 26 | 8 | 18 | 0 | 25-26 | 20-25 | 1 | 243 |

Usual Starters

| | | | |
|----|---------------------|-----|----------------------|
| WR | Jack Snow (14) | DE | Deacon Jones (14) |
| LT | Charlie Cowan (14) | DT | Merlin Olsen (14) |
| LG | Tom Mack (14) | DT | Coy Bacon (13) |
| C | Ken Iman (14) | DE | Dirion Talbert (13) |
| RG | Joe Scibelli (7) | LLB | Jack Pardee (14) |
| | Mike LaHood (7) | MLB | Doug Woodlief (11) |
| RT | Bob Brown (14) | RLB | Maxie Baughan (13) |
| TE | Billy Truax (13) | CB | Clancy Williams (14) |
| WR | Wendell Tucker (14) | CB | Ron Smith (11) |
| QB | Roman Gabriel (14) | S | Richie Petitbon (12) |
| RB | Les Josephson (14) | S | Eddie Meador (14) |
| RB | Larry Smith (14) | | |

| Rushing | No. | Yards | Avg. | Long | TD |
|------------------|------------|--------------|------------|-----------|----------|
| Larry Smith | 166 | 599 | 3.6 | 46 | 1 |
| Les Josephson | 124 | 461 | 3.7 | 17 | 0 |
| Roman Gabriel | 35 | 156 | 4.5 | 22 | 5 |
| Tommy Mason | 33 | 135 | 4.1 | 17 | 1 |
| Willie Ellison | 20 | 56 | 2.8 | 15 | 1 |
| Eddie Meador | 1 | 5 | 5.0 | 5 | 0 |
| Dick Bass | 1 | 1 | 1.0 | 1 | 0 |
| Izzy Lang | 1 | 1 | 1.0 | 1 | 0 |
| Karl Sweetan | 1 | -1 | -1.0 | -1 | 0 |
| Rams | 382 | 1,413 | 3.7 | 46 | 8 |
| Opponents | 415 | 1,475 | 3.6 | 28 | 8 |

| Receiving | No. | Yards | Avg. | Long | TD |
|------------------|------------|--------------|-------------|-----------|-----------|
| Jack Snow | 49 | 734 | 15.0 | 74 | 6 |
| Larry Smith | 46 | 300 | 6.5 | 38 | 2 |
| Wendell Tucker | 38 | 629 | 16.6 | 93 | 7 |
| Billy Truax | 37 | 431 | 11.7 | 49 | 5 |
| Les Josephson | 32 | 295 | 9.2 | 51 | 2 |
| Tommy Mason | 11 | 185 | 16.9 | 67 | 1 |
| Willie Ellison | 4 | 31 | 7.8 | 14 | 1 |
| Pat Studstill | 3 | 28 | 9.3 | 11 | 0 |
| Bob Klein | 2 | 17 | 8.5 | 16 | 1 |
| Rams | 222 | 2,650 | 11.9 | 93 | 25 |
| Opponents | 202 | 2,919 | 14.5 | 70 | 18 |

| Interceptions | No. | Yards | Avg. | Long | TD |
|------------------|-----------|------------|-------------|-----------|----------|
| Eddie Meador | 5 | 97 | 19.4 | 38 | 2 |
| Richie Petitbon | 5 | 46 | 9.2 | 25 | 0 |
| Clancy Williams | 4 | 97 | 24.3 | 40 | 0 |
| Doug Woodlief | 4 | 29 | 7.3 | 10 | 0 |
| Ron Smith | 3 | 70 | 23.3 | 24 | 1 |
| Jim Nettles | 2 | 37 | 18.5 | 25 | 0 |
| Jack Pardee | 1 | 19 | 19.0 | 19 | 0 |
| Myron Pottios | 1 | 16 | 16.0 | 16 | 0 |
| Willie Daniel | 1 | 13 | 13.0 | 13 | 0 |
| Rams | 26 | 424 | 16.3 | 40 | 3 |
| Opponents | 7 | 40 | 5.7 | 29 | 0 |

| Punting | No. | Yards | Avg. | Long | Blk. |
|------------------|-----------|--------------|-------------|-----------|----------|
| Pat Studstill | 80 | 3,259 | 40.7 | 60 | 0 |
| Rams | 80 | 3,259 | 40.7 | 60 | 0 |
| Opponents | 77 | 3,154 | 41.0 | 58 | 1 |

| Punt Returns | No. | FC | Yards | Avg. | Long | TD |
|------------------|-----------|-----------|------------|------------|-----------|----------|
| Alvin Haymond | 33 | 8 | 435 | 13.2 | 52 | 0 |
| Ron Smith | 23 | 6 | 122 | 5.3 | 21 | 0 |
| John Pergine | 1 | 0 | 0 | 0.0 | 0 | 0 |
| Eddie Meador | 1 | 0 | -1 | -1.0 | -1 | 0 |
| Rams | 58 | 14 | 556 | 9.6 | 52 | 0 |
| Opponents | 36 | 13 | 181 | 5.0 | 19 | 0 |

| Kickoff Returns | No. | Yards | Avg. | Long | TD |
|------------------|-----------|--------------|-------------|-----------|----------|
| Ron Smith | 27 | 585 | 21.7 | 37 | 0 |
| Alvin Haymond | 16 | 375 | 23.4 | 36 | 0 |
| Izzy Lang | 4 | 70 | 17.5 | 25 | 0 |
| Pat Curran | 2 | 28 | 14.0 | 22 | 0 |
| Willie Ellison | 2 | 38 | 19.0 | 22 | 0 |
| George Burman | 1 | 11 | 11.0 | 11 | 0 |
| Bob Klein | 1 | 0 | 0.0 | 0 | 0 |
| Rams | 53 | 1,107 | 20.9 | 37 | 0 |
| Opponents | 56 | 1,208 | 21.6 | 88 | 0 |

| Field Goals | 1-19 | 20-29 | 30-39 | 40-49 | 50+ |
|---------------|------------|------------|------------|-------------|------------|
| Bruce Gossett | 7-7 | 8-8 | 6-7 | 1-11 | 0-1 |
| Rams | 7-7 | 8-8 | 6-7 | 1-11 | 0-1 |

| Passing | Att. | Comp. | Yards | Pct. | Yards/Att. | TD | TD% | Int. | Int% | Long | Sack/Lost | Rating |
|------------------|------------|------------|--------------|-------------|-------------|-----------|------------|-----------|------------|------------|---------------|-------------|
| Roman Gabriel | 399 | 217 | 2,549 | 54.4 | 6.39 | 24 | 6.0 | 7 | 1.8 | 93t | 14/112 | 86.8 |
| Karl Sweetan | 13 | 5 | 101 | 38.5 | 7.77 | 1 | 7.7 | 0 | 0.0 | 67t | 1/4 | 92.1 |
| Willie Ellison | 2 | 0 | 0 | 0.0 | 0.00 | 0 | 0.0 | 0 | 0.0 | 0 | 0/0 | 39.6 |
| Larry Smith | 1 | 0 | 0 | 0.0 | 0.00 | 0 | 0.0 | 0 | 0.0 | 0 | 2/13 | 39.6 |
| Eddie Meador | 1 | 0 | 0 | 0.0 | 0.00 | 0 | 0.0 | 0 | 0.0 | 0 | 0/0 | 39.6 |
| Rams | 416 | 222 | 2,650 | 53.4 | 5.82 | 25 | 6.0 | 7 | 1.7 | 93t | 17/129 | 86.1 |
| Opponents | 430 | 202 | 2,919 | 46.9 | 6.79 | 18 | 4.2 | 26 | 6.0 | 70 | 50/393 | 58.3 |



1968 (10-3-1) 2nd, NFC West - George Allen



| Date | W/L | Score | Opponent | Attend. |
|------------------|-----|-------|---------------------|-----------|
| 9/16 | W | 24-13 | at St. Louis | (49,757) |
| 9/22 | W | 45-10 | Pittsburgh | (49,647) |
| 9/29 | W | 24-6 | at Cleveland | (82,514) |
| 10/6 | W | 24-10 | San Francisco | (69,520) |
| 10/13 | W | 16-14 | at Green Bay (Mil.) | (49,646) |
| 10/20 | W | 27-14 | Atlanta | (54,443) |
| 10/27 | L | 10-27 | at Baltimore | (60,238) |
| 11/3 | W | 10-7 | Detroit | (77,982) |
| 11/10 | W | 17-10 | at Atlanta | (53,979) |
| 11/17 | T | 20-20 | at San Francisco | (41,815) |
| 11/24 | W | 24-21 | NEew York Giants | (68,534) |
| 12/1 | W | 31-3 | at Minnesota | (47,644) |
| 12/8 | L | 16-17 | Chicago | (66,368) |
| 12/15 | L | 24-28 | Baltimore | (69,397) |
| Total Attendance | | | | (841,484) |

| | Rams | OPP |
|--------------------------|----------------|----------------|
| First Downs | 245 | 190 |
| Rushing | 111 | 66 |
| Passing | 115 | 104 |
| Penalty | 19 | 20 |
| Total Net Yards | 4,104 | 3,118 |
| Avg./Game | 293.1 | 222.7 |
| Total Plays | 887 | 750 |
| Avg./Play | 4.7 | 4.2 |
| Net Yards Rushing | 1,932 | 1,305 |
| Avg./Game | 138.0 | 93.2 |
| Total Rushes | 503 | 397 |
| Net Yards Passing | 2,172 | 1,813 |
| Avg./Game | 155.1 | 129.5 |
| Sacked-Yds. Lost | 28-241 | 51-383 |
| Gross Yards | 2,413 | 2,196 |
| Att-Comp-Int | 384-189-17 | 353-158-25 |
| Comp. % | 49.2 | 44.8 |
| Punts/Avg. | 81-39.6 | 88-40.0 |
| Penalties/Yards | 74-760 | 88-806 |
| Fumbles/Ball Lost | 21-12 | 31-19 |
| Touchdowns | 37 | 25 |
| Rushing | 14 | 9 |
| Passing | 20 | 12 |
| Other | 3 | 4 |

| Score by Periods | 1 | 2 | 3 | 4 | T |
|------------------|----|----|----|----|-----|
| Rams | 62 | 91 | 64 | 95 | 312 |
| Opponents | 57 | 71 | 27 | 45 | 200 |

| Scoring | TD | Ru | Pa | Rt | PAT | FG | S | Pts. |
|------------------|-----------|-----------|-----------|----------|--------------|--------------|----------|------------|
| Bruce Gossett | 0 | 0 | 0 | 0 | 37-37 | 17-31 | 0 | 88 |
| Willie Ellison | 7 | 5 | 2 | 0 | 0-0 | 0-0 | 0 | 42 |
| Bernie Casey | 5 | 0 | 5 | 0 | 0-0 | 0-0 | 0 | 30 |
| Wednell Tucker | 4 | 0 | 4 | 0 | 0-0 | 0-0 | 0 | 24 |
| Roman Gabriel | 4 | 4 | 0 | 0 | 0-0 | 0-0 | 0 | 24 |
| Dick Bass | 3 | 1 | 2 | 0 | 0-0 | 0-0 | 0 | 18 |
| Billy Truax | 3 | 0 | 3 | 0 | 0-0 | 0-0 | 0 | 18 |
| Tommy Mason | 3 | 3 | 0 | 0 | 0-0 | 0-0 | 0 | 18 |
| Jack Snow | 3 | 0 | 3 | 0 | 0-0 | 0-0 | 0 | 18 |
| Jack Pardee | 2 | 0 | 0 | 2 | 0-0 | 0-0 | 0 | 12 |
| Ron Smith | 1 | 0 | 0 | 1 | 0-0 | 0-0 | 0 | 6 |
| Henry Dyer | 1 | 1 | 0 | 0 | 0-0 | 0-0 | 0 | 6 |
| Pat Studstill | 1 | 0 | 1 | 0 | 0-0 | 0-0 | 0 | 6 |
| Dave Pivec | 0 | 0 | 0 | 0 | 0-0 | 0-0 | 1 | 2 |
| Rams | 37 | 14 | 20 | 3 | 37-37 | 17-31 | 1 | 312 |
| Opponents | 25 | 9 | 12 | 4 | 23-24 | 9-17 | 0 | 200 |

Usual Starters

| | | | |
|----|--------------------|-----|----------------------|
| E | Jack Snow (13) | DE | Deacon Jones (14) |
| LT | Joe Carollo (14) | DT | Merlin Olsen (14) |
| LG | Tom Mack (14) | DT | Roger Brown (14) |
| C | Ken Iman (14) | DE | Gregg Schumacher (9) |
| RG | Joe Scibelli (14) | LLB | Jack Pardee (14) |
| RT | Charlie Cowan (13) | MLB | Myron Pottios (14) |
| TE | Billy Truax (13) | RLB | Maxie Baughan (14) |
| FL | Bernie Casey (11) | CB | Clancy Williams (12) |
| QB | Roman Gabriel (14) | CB | Irv Cross (14) |
| RB | Willie Ellison (8) | S | Ron Smith (14) |
| RB | Tommy Mason (7) | S | Eddie Meador (14) |
| RB | Dick Bass (10) | | |

| Rushing | No. | Yards | Avg. | Long | TD |
|------------------|------------|--------------|------------|------------|-----------|
| Willie Ellison | 151 | 616 | 4.1 | 52t | 5 |
| Dick Bass | 121 | 494 | 4.1 | 20 | 1 |
| Tommy Mason | 108 | 395 | 3.7 | 19 | 3 |
| Roman Gabriel | 34 | 139 | 4.1 | 19 | 4 |
| Mike Dennis | 29 | 136 | 4.7 | 16 | 0 |
| Henry Dyer | 55 | 136 | 2.5 | 15 | 1 |
| Eddie Meador | 1 | 11 | 11.0 | 11 | 0 |
| Milt Plum | 2 | 3 | 1.5 | 2 | 0 |
| Vilnis Ezerins | 2 | 2 | 1.0 | 1 | 0 |
| Rams | 503 | 1,932 | 3.8 | 52t | 14 |
| Opponents | 397 | 1,305 | 3.3 | 28 | 9 |

| Receiving | No. | Yards | Avg. | Long | TD |
|------------------|------------|--------------|-------------|------------|-----------|
| Billy Truax | 35 | 417 | 11.9 | 22 | 3 |
| Bernie Casey | 29 | 565 | 19.5 | 55t | 5 |
| Jack Snow | 29 | 500 | 17.2 | 54 | 3 |
| Dick Bass | 27 | 195 | 7.2 | 28t | 2 |
| Willie Ellison | 20 | 248 | 12.4 | 36t | 2 |
| Tommy Mason | 15 | 144 | 9.6 | 31 | 0 |
| Mike Dennis | 8 | 53 | 6.6 | 17 | 0 |
| Henry Dyer | 8 | 37 | 4.6 | 15 | 0 |
| Wendell Tucker | 7 | 124 | 17.7 | 60t | 4 |
| Pat Studstill | 7 | 108 | 15.4 | 25 | 1 |
| Dave Pivec | 3 | 27 | 9.0 | 12 | 0 |
| Roman Gabriel | 1 | -5 | -5.0 | 0 | 0 |
| Rams | 189 | 2,413 | 12.8 | 60t | 20 |
| Opponents | 158 | 2,196 | 13.9 | 65 | 12 |

| Interceptions | No. | Yards | Avg. | Long | TD |
|------------------|-----------|------------|-------------|------------|----------|
| Clancy Williams | 7 | 51 | 7.3 | 36 | 0 |
| Eddie Meador | 6 | 37 | 6.2 | 20 | 0 |
| Maxie Baughan | 4 | 29 | 7.3 | 16 | 0 |
| Ron Smith | 3 | 28 | 9.3 | 19 | 0 |
| Irv Cross | 3 | 0 | 0.0 | 0 | 0 |
| Jack Pardee | 2 | 75 | 37.5 | 46t | 2 |
| Rams | 25 | 220 | 8.8 | 46t | 2 |
| Opponents | 17 | 286 | 16.8 | 90t | 2 |

| Punting | No. | Yards | Avg. | Long | Bk. |
|------------------|-----------|--------------|-------------|-----------|----------|
| Pat Studstill | 81 | 3,207 | 39.6 | 58 | 0 |
| Rams | 81 | 3,207 | 39.6 | 58 | 0 |
| Opponents | 88 | 3,522 | 40.0 | 65 | 3 |

| Punt Returns | No. | FC | Yards | Avg. | Long | TD |
|------------------|-----------|-----------|------------|------------|-----------|----------|
| Ron Smith | 27 | 6 | 171 | 6.3 | 24 | 0 |
| Eddie Meador | 17 | 15 | 136 | 8.0 | 40 | 0 |
| Rams | 44 | 21 | 307 | 7.0 | 40 | 0 |
| Opponents | 30 | 29 | 206 | 6.9 | 54 | 1 |

| Kickoff Returns | No. | Yards | Avg. | Long | TD |
|------------------|-----------|--------------|-------------|------------|----------|
| Ron Smith | 26 | 718 | 27.6 | 94t | 1 |
| Willie Ellison | 12 | 268 | 22.3 | 40 | 0 |
| Mike Dennis | 2 | 2 | 1.0 | 2 | 0 |
| Clancy Williams | 1 | 16 | 16.0 | 16 | 0 |
| Eddie Meador | 1 | 20 | 20.0 | 20 | 0 |
| Vilnis Ezerins | 1 | 0 | 0.0 | 0 | 0 |
| Dave Pivec | 2 | 0 | 0.0 | 0 | 0 |
| Rams | 45 | 1,024 | 22.8 | 94t | 1 |
| Opponents | 62 | 1,262 | 20.4 | 98t | 1 |

| Passing | Att. | Comp. | Yards | Pct. | Yards/Att. | TD | TD% | Int. | Int% | Long | Sack/Lost | Rating |
|------------------|------------|------------|--------------|-------------|-------------|-----------|------------|-----------|------------|------------|---------------|-------------|
| Roman Gabriel | 366 | 184 | 2,364 | 50.3 | 6.46 | 19 | 5.2 | 16 | 4.4 | 60t | n/a | 70.0 |
| Milt Plum | 12 | 5 | 49 | 41.7 | 4.08 | 1 | 8.3 | 1 | 8.3 | 25 | n/a | 46.9 |
| Tommy Mason | 2 | 0 | 0 | 0.0 | 0.00 | 0 | 0.0 | 0 | 0.0 | 0 | n/a | 39.6 |
| Mike Dennis | 2 | 0 | 0 | 0.0 | 0.00 | 0 | 0.0 | 0 | 0.0 | 0 | n/a | 39.6 |
| Willie Ellison | 1 | 0 | 0 | 0.0 | 0.00 | 0 | 0.0 | 0 | 0.0 | 0 | n/a | 39.6 |
| Pat Studstill | 1 | 0 | 0 | 0.0 | 0.00 | 0 | 0.0 | 0 | 0.0 | 0 | n/a | 39.6 |
| Rams | 384 | 189 | 2,413 | 49.2 | 5.27 | 20 | 5.2 | 17 | 4.4 | 60t | 28/241 | 68.2 |
| Opponents | 353 | 158 | 2,196 | 44.8 | 6.22 | 12 | 3.4 | 25 | 7.1 | 65 | 51/383 | 47.1 |



1967 (11-1-2) 1st, NFC West - George Allen



| Date | W/L | Score | Opponent | Attend. |
|------------------|----------|-------------|----------------------|-----------------|
| 9/17 | W | 27-13 | at New Orleans | (80,879) |
| 9/22 | W | 39-3 | Minnesota | (52,255) |
| 10/1 | W | 35-13 | at Dallas | (75,229) |
| 10/8 | L | 24-27 | San Francisco | (60,424) |
| 10/15 | T | 24-24 | at Baltimore | (60,238) |
| 10/22 | T | 28-28 | Washington | (55,381) |
| 10/29 | W | 28-17 | at Chicago | (46,073) |
| 11/5 | W | 17-7 | at San Francisco | (53,194) |
| 11/12 | W | 33-17 | Philadelphia | (57,628) |
| 11/19 | W | 31-7 | at Atlanta | (56,871) |
| 11/23 | W | 31-7 | at Detroit | (54,389) |
| 12/3 | W | 20-3 | Atlanta | (40,395) |
| 12/9 | W | 27-24 | Green Bay | (76,637) |
| 12/17 | W | 34-10 | Baltimore | (77,277) |
| 12/23 | L | 7-28 | at Green Bay* | (49,861) |
| 1/7 | W | 30-6 | Cleveland** | (37,102) |
| Total Attendance | | | | (933,833) |

* Western Conference Playoff
** Playoff Bowl Game at Miami

| | Rams | OPP |
|---------------------------|----------------|----------------|
| First Downs | 262 | 200 |
| Rushing | 106 | 75 |
| Passing | 133 | 104 |
| Penalty | 23 | 21 |
| Total Net Yards | 4,640 | 3,526 |
| Avg./Game | 331.4 | 251.9 |
| Total Plays | 880 | 806 |
| Avg./Play | 5.3 | 4.4 |
| Net Yards Rushing | 1,906 | 1,119 |
| Avg./Game | 136.1 | 79.9 |
| Total Rushes | 490 | 361 |
| Net Yards Passing | 2,734 | 2,407 |
| Avg./Game | 173.9 | 171.9 |
| Sacked-Yds. Lost | 25-213 | 43-287 |
| Gross Yards | 2,947 | 2,694 |
| Att-Comp-Int | 390-206-16 | 445-212-32 |
| Comp. % | 52.8 | 47.6 |
| Punts/Avg. | 68-42.2 | 86-40.8 |
| Penalties/Yards | 85-854 | 91-912 |
| Fumbles/ Ball Lost | 32-13 | 18-13 |
| Touchdowns | 48 | 23 |
| Rushing | 16 | 6 |
| Passing | 28 | 14 |
| Other | 4 | 3 |

| Score by Periods | 1 | 2 | 3 | 4 | T |
|------------------|----|-----|-----|-----|-----|
| Rams | 32 | 133 | 103 | 130 | 398 |
| Opponents | 54 | 60 | 34 | 48 | 196 |

| Scoring | TD | Ru | Pa | Rt | PAT | FG | S | Pts. |
|------------------|-----------|-----------|-----------|----------|--------------|--------------|----------|------------|
| JGossett | 0 | 0 | 0 | 0 | 48-48 | 20-43 | 0 | 108 |
| Josephson | 8 | 4 | 4 | 0 | 0-0 | 0-0 | 0 | 48 |
| Snow | 8 | 0 | 8 | 0 | 0-0 | 0-0 | 0 | 48 |
| Casey | 8 | 0 | 8 | 0 | 0-0 | 0-0 | 0 | 48 |
| Bass | 7 | 6 | 1 | 0 | 0-0 | 0-0 | 0 | 42 |
| Gabriel | 6 | 6 | 0 | 0 | 0-0 | 0-0 | 0 | 36 |
| Truax | 4 | 0 | 4 | 0 | 0-0 | 0-0 | 0 | 24 |
| Pardee | 2 | 0 | 0 | 2 | 0-0 | 0-0 | 0 | 12 |
| Pope | 2 | 0 | 2 | 0 | 0-0 | 0-0 | 0 | 12 |
| Meador | 2 | 0 | 0 | 2 | 0-0 | 0-0 | 0 | 12 |
| Pivec | 1 | 0 | 1 | 0 | 0-0 | 0-0 | 0 | 6 |
| D. Jones | 0 | 0 | 0 | 0 | 0-0 | 0-0 | 1 | 2 |
| Rams | 48 | 16 | 28 | 4 | 48-48 | 20-43 | 1 | 398 |
| Opponents | 23 | 6 | 14 | 3 | 22-23 | 12-26 | 0 | 196 |

Usual Starters

| | | | |
|----|---------------|-----|-----------------|
| E | Jack Snow | DE | Deacon Jones |
| LT | Joe Carollo | DT | Merlin Olsen |
| LG | Tom Mack | DT | Roger Brown |
| C | Ken Iman | DE | Lamar Lundy |
| RG | Joe Scibelli | LLB | Jack Pardee |
| RT | Charlie Cowan | MLB | Myron Pottios |
| TE | Billy Truax | RLB | Maxie Baughan |
| FL | Bernie Casey | CB | Clancy Williams |
| QB | Roman Gabriel | CB | Irv Cross |
| RB | Les Josephson | S | Chuck Lamson |
| RB | Dick Bass | S | Eddie Meador |

| Passing | Att. | Comp. | Yards | Pct. | Yards/Att. | TD | TD% | Int. | Int% | Long | Sack/Lost | Rating |
|------------------|------------|------------|--------------|-------------|-------------|-----------|------------|-----------|------------|------------|---------------|-------------|
| Roman Gabriel | 371 | 196 | 2,779 | 52.8 | 7.49 | 25 | 6.7 | 13 | 2.9 | 80t | n/a | 85.2 |
| Bill Munson | 10 | 5 | 38 | 50.0 | 3.80 | 1 | 10.0 | 2 | 20.0 | 18 | n/a | 52.1 |
| Tommy Mason | 3 | 2 | 65 | 66.7 | 21.67 | 1 | 33.3 | 0 | 0.0 | 51t | n/a | 149.3 |
| Les Josephson | 5 | 2 | 47 | 40.0 | 9.40 | 0 | 0.0 | 1 | 20.0 | 24 | n/a | 35.0 |
| Eddie Meador | 1 | 1 | 18 | 100.0 | 18.00 | 1 | 100.0 | 0 | 0.0 | 18 | n/a | 158.3 |
| Rams | 390 | 206 | 2,947 | 52.8 | 6.59 | 28 | 7.2 | 16 | 4.1 | 80t | 25/213 | 84.4 |
| Opponents | 445 | 212 | 2,694 | 47.7 | 6.05 | 14 | 3.1 | 32 | 7.2 | 86t | 43/287 | 47.5 |

| Rushing | No. | Yards | Avg. | Long | TD |
|------------------|------------|--------------|------------|-----------|-----------|
| Josephson | 178 | 800 | 4.5 | 27 | 4 |
| Bass | 187 | 627 | 3.4 | 27 | 6 |
| Mason | 63 | 213 | 3.4 | 16 | 0 |
| Gabriel | 43 | 198 | 4.6 | 23 | 6 |
| Ellison | 14 | 84 | 6.0 | 42 | 0 |
| Stiger | 3 | 6 | 2.0 | 3 | 0 |
| Munson | 2 | -22 | -11.0 | 0 | 0 |
| Rams | 490 | 1,906 | 3.9 | 42 | 16 |
| Opponents | 361 | 1,119 | 3.1 | 31 | 6 |

| Receiving | No. | Yards | Avg. | Long | TD |
|------------------|------------|--------------|-------------|------------|-----------|
| Casey | 53 | 871 | 16.4 | 57t | 8 |
| Truax | 37 | 487 | 13.2 | 41 | 4 |
| Josephson | 37 | 400 | 10.8 | 48 | 4 |
| Snow | 28 | 735 | 26.3 | 80t | 8 |
| Bass | 27 | 212 | 7.9 | 30 | 1 |
| Mason | 13 | 70 | 5.4 | 24 | 0 |
| Pope | 8 | 152 | 19.0 | 48t | 2 |
| Pivec | 2 | 2 | 1.0 | 2t | 1 |
| Ellison | 1 | 18 | 18.0 | 18 | 0 |
| Rams | 206 | 2,947 | 14.3 | 80t | 28 |
| Opponents | 212 | 2,694 | 12.7 | 86t | 14 |

| Interceptions | No. | Yards | Avg. | Long | TD |
|------------------|-----------|------------|-------------|------------|----------|
| Meador | 8 | 103 | 12.9 | 30t | 2 |
| Pardee | 6 | 95 | 15.8 | 40t | 2 |
| C. Williams | 4 | 75 | 18.8 | 29 | 0 |
| Baughan | 4 | 69 | 17.3 | 31 | 0 |
| Daniel | 2 | 45 | 22.5 | 35 | 0 |
| Woodlief | 2 | 24 | 12.0 | 15 | 0 |
| Lamson | 2 | 18 | 9.0 | 10 | 0 |
| Cross | 2 | 0 | 0.0 | 0 | 0 |
| Pottios | 1 | 24 | 24.0 | 24 | 0 |
| Crabb | 1 | 23 | 23.0 | 23 | 0 |
| Rams | 32 | 476 | 14.9 | 40t | 4 |
| Opponents | 16 | 186 | 11.6 | 38 | 0 |

| Punting | No. | Yards | Avg. | Long | Blk. |
|------------------|-----------|--------------|-------------|-----------|----------|
| Kilgore | 68 | 2,872 | 42.2 | 68 | 2 |
| Rams | 68 | 2,872 | 42.2 | 68 | 2 |
| Opponents | 86 | 3,510 | 40.8 | 69 | 2 |

| Punt Returns | No. | FC | Yards | Avg. | Long | TD |
|------------------|-----------|-----------|------------|------------|-----------|----------|
| Cross | 17 | 6 | 136 | 8.0 | 39 | 0 |
| Meador | 21 | 7 | 131 | 6.2 | 22 | 0 |
| Tucker | 6 | 1 | 40 | 6.7 | 11 | 0 |
| Stiger | 4 | 0 | 9 | 2.3 | 5 | 0 |
| Crabb | 1 | 0 | 0 | 0.0 | 0 | 0 |
| Winston | 1 | 0 | 12 | 12.0 | 12 | 0 |
| Rams | 50 | 14 | 328 | 6.6 | 39 | 0 |
| Opponents | 33 | 8 | 240 | 7.3 | 51 | 0 |

| Kickoff Returns | No. | Yards | Avg. | Long | TD |
|------------------|-----------|--------------|-------------|-------------|----------|
| Ellison | 13 | 340 | 26.2 | 58 | 0 |
| Tucker | 11 | 242 | 22.0 | 37 | 0 |
| C. Williams | 7 | 161 | 23.0 | 29 | 0 |
| Josephson | 5 | 91 | 18.2 | 35 | 0 |
| Cross | 4 | 134 | 33.5 | 50 | 0 |
| Winston | 3 | 65 | 21.7 | 24 | 0 |
| Rams | 43 | 1,033 | 24.0 | 58 | 0 |
| Opponents | 66 | 1,414 | 21.4 | 104t | 2 |



1966 (8-6) 3rd, Western Conf - George Allen



| Date | W/L | Score | Opponent | Attend. |
|------------------|-----|-------|------------------|-----------|
| 9/11 | W | 19-14 | at Atlanta | (54,418) |
| 9/16 | W | 31-17 | Chicago | (58,916) |
| 9/25 | L | 13-24 | at Green Bay | (50,861) |
| 9/30 | W | 34-3 | San Francisco | (45,642) |
| 10/9 | W | 14-7 | at Detroit | (52,793) |
| 10/16 | L | 7-35 | at Minnesota | (47,426) |
| 10/23 | L | 10-17 | at Chicago | (47,475) |
| 10/30 | L | 3-17 | Baltimore | (57,898) |
| 11/6 | L | 13-21 | at San Francisco | (35,372) |
| 11/13 | W | 55-14 | New York Giants | (34,746) |
| 11/20 | W | 21-6 | Minnesota | (38,775) |
| 11/27 | W | 23-7 | at Baltimore | (60,238) |
| 12/4 | W | 23-3 | Detroit | (40,039) |
| 12/18 | L | 23-27 | Green Bay | (72,416) |
| Total Attendance | | | | (697,015) |

| | Rams | OPP |
|--------------------------|----------------|----------------|
| First Downs | 255 | 196 |
| Rushing | 103 | 64 |
| Passing | 133 | 114 |
| Penalty | 19 | 18 |
| Total Net Yards | 4,282 | 3,771 |
| Avg./Game | 305.9 | 269.4 |
| Total Plays | 952 | 852 |
| Avg./Play | 4.5 | 4.4 |
| Net Yards Rushing | 1,742 | 1,302 |
| Avg./Game | 124.4 | 93.0 |
| Total Rushes | 448 | 401 |
| Net Yards Passing | 2,540 | 2,469 |
| Avg./Game | 181.4 | 176.4 |
| Sacked-Yds. Lost | 54-351 | 45-361 |
| Gross Yards | 2,891 | 2,830 |
| Att-Comp-Int | 450-249-17 | 406-190-26 |
| Comp. % | 55.3 | 46.8 |
| Punts/Avg. | 71-42.8 | 73-43.8 |
| Penalties/Yards | 72-651 | 76-704 |
| Fumbles/Ball Lost | 25-12 | 37-20 |
| Touchdowns | 29 | 26 |
| Rushing | 12 | 10 |
| Passing | 12 | 13 |
| Returns | 5 | 3 |

| Scoring | TD | Ru | Pa | Rt | PAT | FG | S | Pts. |
|------------------|-----------|-----------|-----------|----------|--------------|--------------|----------|------------|
| Bruce Gossett | 0 | 0 | 0 | 0 | 29-29 | 28-49 | 0 | 113 |
| Dick Bass | 8 | 8 | 0 | 0 | 0-0 | 0-0 | 0 | 48 |
| Tom Moore | 4 | 1 | 3 | 0 | 0-0 | 0-0 | 0 | 24 |
| Roman Gabriel | 3 | 3 | 0 | 0 | 0-0 | 0-0 | 0 | 18 |
| Jack Snow | 3 | 0 | 3 | 0 | 0-0 | 0-0 | 0 | 18 |
| Tommy McDonald | 2 | 0 | 2 | 0 | 0-0 | 0-0 | 0 | 12 |
| Les Josephson | 1 | 0 | 1 | 0 | 0-0 | 0-0 | 0 | 6 |
| Bucky Pope | 1 | 0 | 1 | 0 | 0-0 | 0-0 | 0 | 6 |
| Jim Stiger | 1 | 0 | 1 | 0 | 0-0 | 0-0 | 0 | 6 |
| Marlin McKeever | 1 | 0 | 1 | 0 | 0-0 | 0-0 | 0 | 6 |
| Irv Cross | 1 | 0 | 0 | 1 | 0-0 | 0-0 | 0 | 6 |
| Lamar Lundy | 1 | 0 | 0 | 1 | 0-0 | 0-0 | 0 | 6 |
| Billy Truax | 1 | 0 | 0 | 1 | 0-0 | 0-0 | 0 | 6 |
| Clancy Williams | 1 | 0 | 0 | 1 | 0-0 | 0-0 | 0 | 6 |
| Chuck Lamson | 1 | 0 | 0 | 1 | 0-0 | 0-0 | 0 | 6 |
| Rosey Grier | 0 | 0 | 0 | 0 | 0-0 | 0-0 | 1 | 2 |
| Rams | 29 | 12 | 12 | 5 | 29-29 | 28-49 | 1 | 289 |
| Opponents | 26 | 10 | 13 | 3 | 26-26 | 10-22 | 0 | 212 |

Usual Starters

| | | | |
|----|----------------|-----|-----------------|
| E | Jack Snow | DE | Deacon Jones |
| LT | Joe Carollo | DT | Merlin Olsen |
| LG | Tom Mack | DT | Rosey Grier |
| C | Ken Iman | DE | Lamar Lundy |
| RG | Joe Scibelli | LLB | Jack Pardee |
| RT | Charlie Cowan | MLB | Bill George |
| TE | Billy Truax | RLB | Maxie Baughan |
| FL | Tommy McDonald | CB | Clancy Williams |
| QB | Roman Gabriel | CB | Irv Cross |
| RB | Les Josephson | S | Chuck Lamson |
| RB | Dick Bass | S | Eddie Meador |

| Rushing | No. | Yards | Avg. | Long | TD |
|------------------|------------|--------------|------------|------------|-----------|
| Dick Bass | 248 | 1,090 | 4.7 | 50 | 8 |
| Tom Moore | 104 | 292 | 2.8 | 18 | 1 |
| Roman Gabriel | 52 | 176 | 3.9 | 14 | 3 |
| Les Josephson | 14 | 97 | 6.9 | 14 | 0 |
| Jim Stiger | 24 | 95 | 4.0 | 19 | 0 |
| Eddie Meador | 1 | 7 | 7.0 | 7 | 0 |
| Bill Munson | 4 | 3 | 0.8 | 2 | 0 |
| Rams | 448 | 1,742 | 3.9 | 50 | 12 |
| Opponents | 401 | 1,302 | 3.2 | n/a | 10 |

| Receiving | No. | Yards | Avg. | Long | TD |
|------------------|------------|--------------|-------------|------------|-----------|
| Tom Moore | 60 | 433 | 7.2 | 30t | 3 |
| Tommy McDonald | 55 | 714 | 13.0 | 62 | 2 |
| Jack Snow | 34 | 634 | 18.6 | 84t | 3 |
| Dick Bass | 31 | 274 | 8.8 | 40 | 0 |
| Billy Truax | 29 | 314 | 10.8 | 21 | 0 |
| Marlin McKeever | 23 | 277 | 12.0 | 31 | 1 |
| Jim Stiger | 8 | 72 | 9.0 | 18 | 1 |
| Steve Heckard | 5 | 102 | 20.4 | 50 | 0 |
| Les Josephson | 2 | 10 | 5.0 | 6 | 1 |
| Claude Crabb | 1 | 47 | 47.0 | 47 | 0 |
| Bucky Pope | 1 | 14 | 14.0 | 14t | 1 |
| Rams | 249 | 2,891 | 11.6 | 84t | 12 |
| Opponents | 190 | 2,830 | 12.9 | n/a | 13 |

| Interceptions | No. | Yards | Avg. | Long | TD |
|------------------|-----------|------------|-------------|-------------|----------|
| Clancy Williams | 8 | 97 | 12.1 | 32t | 1 |
| Eddie Meador | 5 | 60 | 12.0 | 31 | 0 |
| Chuck Lamson | 5 | 59 | 11.8 | 44t | 1 |
| Maxie Baughan | 2 | 3 | 1.5 | 3 | 0 |
| Jack Pardee | 2 | 0 | 0.0 | 0 | 0 |
| Irv Cross | 1 | 60 | 60.0 | 60t | 1 |
| Deacon Jones | 1 | 50 | 50.0 | 50 | 0 |
| Lamar Lundy | 1 | 33 | 33.0 | 33t | 1 |
| Hank Gremminger | 1 | 0 | 0.0 | 0 | 0 |
| Rams | 26 | 362 | 13.9 | 60t | 4 |
| Opponents | 17 | 338 | 19.9 | 100t | 2 |

| Punting | No. | Yards | Avg. | Long | Blk. |
|------------------|-----------|--------------|-------------|------------|------------|
| Jon Kilgore | 71 | 3,037 | 42.8 | 58 | 0 |
| Rams | 71 | 3,037 | 42.8 | 58 | 0 |
| Opponents | 73 | 3,194 | 43.8 | n/a | n/a |

| Punt Returns | No. | FC | Yards | Avg. | Long | TD |
|------------------|-----------|------------|------------|------------|-----------|----------|
| Jim Stiger | 33 | 7 | 259 | 7.8 | 49 | 0 |
| Irv Cross | 12 | 4 | 82 | 6.8 | 24 | 0 |
| Rams | 45 | 11 | 341 | 7.6 | 49 | 0 |
| Opponents | 49 | n/a | 269 | 5.5 | 76 | 0 |

| Kickoff Returns | No. | Yards | Avg. | Long | TD |
|------------------|-----------|--------------|-------------|-----------|----------|
| Clancy Williams | 15 | 420 | 28.0 | 81 | 0 |
| Irv Cross | 12 | 348 | 29.0 | 67 | 0 |
| Jim Stiger | 7 | 150 | 21.4 | 28 | 0 |
| Henry Dyer | 5 | 61 | 12.2 | 21 | 0 |
| Dan Currie | 1 | 25 | 25.0 | 25 | 0 |
| Marlin McKeever | 1 | 8 | 8.0 | 8 | 0 |
| Chuck Lamson | 1 | 3 | 3.0 | 3 | 0 |
| Rams | 42 | 1,015 | 24.2 | 81 | 0 |
| Opponents | 58 | 1,329 | 22.9 | 94 | 1 |

| Passing | Att. | Comp. | Yards | Pct. | Yards/Att. | TD | TD% | Int. | Int% | LG | Sack/Lost | Rating |
|------------------|------------|------------|--------------|-------------|-------------|-----------|------------|-----------|------------|------------|---------------|-------------|
| Roman Gabriel | 397 | 217 | 2,540 | 54.7 | 6.40 | 10 | 2.5 | 16 | 4.0 | 84t | n/a | 65.9 |
| Bill Munson | 50 | 30 | 284 | 60.0 | 5.68 | 2 | 4.0 | 1 | 2.0 | 25 | n/a | 80.8 |
| Jon Kilgore | 1 | 1 | 47 | 100.0 | 47.00 | 0 | 0.0 | 0 | 0.0 | 47 | n/a | 118.8 |
| Tom Moore | 1 | 1 | 20 | 100.0 | 20.00 | 0 | 0.0 | 0 | 0.0 | 20 | n/a | 118.8 |
| Eddie Meador | 1 | 0 | 0 | 0.0 | 0.00 | 0 | 0.0 | 0 | 0.0 | 0 | n/a | 39.6 |
| Rams | 450 | 249 | 2,891 | 55.3 | 5.04 | 12 | 2.7 | 17 | 3.8 | 84t | 54/351 | 68.1 |
| Opponents | 406 | 190 | 2,830 | 46.8 | 5.47 | 13 | 3.2 | 26 | 6.4 | n/a | 45/361 | 54.1 |



1965 (4-10) 7th, Western Conf - H. Svare



| Date | W/L | Score | Opponent | Attend. |
|------------------|-----|-------|------------------|-----------|
| 9/19 | L | 0-20 | at Detroit | (46,941) |
| 9/26 | W | 30-28 | Chicago | (36,359) |
| 10/3 | L | 35-38 | Minnesota | (36,755) |
| 10/10 | L | 6-31 | at Chicago | (45,760) |
| 10/17 | L | 21-45 | San Francisco | (38,615) |
| 10/24 | L | 20-35 | at Baltimore | (60,238) |
| 10/31 | L | 7-31 | Detroit | (35,187) |
| 11/7 | L | 13-24 | at Minnesota | (47,426) |
| 11/14 | L | 3-6 | at Green Bay | (48,485) |
| 11/21 | L | 27-30 | at San Francisco | (39,253) |
| 11/28 | W | 21-10 | Green Bay | (39,733) |
| 12/5 | W | 27-3 | at St. Louis | (27,943) |
| 12/12 | W | 42-7 | Cleveland | (49,048) |
| 12/18 | L | 17-20 | Baltimore | (46,636) |
| Total Attendance | | | | (598,379) |

| | Rams | OPP |
|---------------------------|----------------|----------------|
| First Downs | 251 | 208 |
| Rushing | 76 | 82 |
| Passing | 153 | 113 |
| Penalty | 22 | 13 |
| Total Net Yards | 4,179 | 4,023 |
| Avg./Game | 298.5 | 287.4 |
| Total Plays | 868 | 798 |
| Avg./Play | 4.8 | 5.0 |
| Net Yards Rushing | 1,464 | 1,409 |
| Avg./Game | 104.6 | 100.7 |
| Total Rushes | 378 | 417 |
| Net Yards Passing | 2,715 | 2,614 |
| Avg./Game | 193.9 | 186.7 |
| Sacked-Yds. Lost | 45-344 | 32-270 |
| Gross Yards | 3,059 | 2,884 |
| Att-Comp-Int | 445-230-19 | 349-205-11 |
| Comp. % | 51.7 | 58.7 |
| Punts/Avg. | 66-39.7 | 66-45.4 |
| Penalties/Yards | 61-560 | 70-566 |
| Fumbles/ Ball Lost | 40-22 | 27-15 |
| Touchdowns | 32 | 40 |
| Rushing | 8 | 16 |
| Passing | 22 | 22 |
| Returns | 2 | 2 |

| Scoring | TD | Ru | Pa | Rt | PAT | FG | S | Pts. |
|------------------|-----------|-----------|-----------|----------|--------------|--------------|----------|------------|
| Bruce Gossett | 0 | 0 | 0 | 0 | 30-32 | 15-26 | 0 | 75 |
| Tommy McDonald | 9 | 0 | 9 | 0 | 0-0 | 0-0 | 0 | 54 |
| Dick Bass | 4 | 2 | 2 | 0 | 0-0 | 0-0 | 0 | 24 |
| Marlin McKeever | 4 | 0 | 4 | 0 | 0-0 | 0-0 | 0 | 24 |
| Terry Baker | 3 | 1 | 2 | 0 | 0-0 | 0-0 | 0 | 18 |
| Jack Snow | 3 | 0 | 3 | 0 | 0-0 | 0-0 | 0 | 18 |
| Roman Gabriel | 2 | 2 | 0 | 0 | 0-0 | 0-0 | 0 | 12 |
| Bill Munson | 1 | 1 | 0 | 0 | 0-0 | 0-0 | 0 | 6 |
| Ben Wilson | 1 | 1 | 0 | 0 | 0-0 | 0-0 | 0 | 6 |
| Billy Truax | 1 | 0 | 1 | 0 | 0-0 | 0-0 | 0 | 6 |
| Eddie Meador | 1 | 1 | 0 | 0 | 0-0 | 0-0 | 0 | 6 |
| Willie Brown | 1 | 0 | 1 | 0 | 0-0 | 0-0 | 0 | 6 |
| Aaron Martin | 1 | 0 | 0 | 1 | 0-0 | 0-0 | 0 | 6 |
| Frank Molden | 1 | 0 | 0 | 1 | 0-0 | 0-0 | 0 | 6 |
| Deacon Jones | 0 | 0 | 0 | 0 | 0-0 | 0-0 | 1 | 2 |
| Rams | 32 | 8 | 22 | 2 | 30-32 | 15-26 | 1 | 269 |
| Opponents | 40 | 16 | 22 | 2 | 40-40 | 16-32 | 0 | 328 |

Usual Starters

| | | | |
|----|-----------------|-----|-----------------|
| E | Jack Snow | DE | Deacon Jones |
| T | Joe Carollo | DT | Merlin Olsen |
| LG | Don Chuy | DT | Rosey Grier |
| C | Ken Iman | DE | Lamar Lundy |
| RG | Joe Scibelli | LLB | Tony Guillory |
| RT | Charlie Cowan | MLB | Doug Woodlief |
| TE | Marlin McKeever | RLB | Dan Currie |
| FL | Tommy McDonald | CB | Clancy Williams |
| QB | Roman Gabriel | CB | Danny McIlhany |
| RB | Les Josephson | S | Chuck Lamson |
| RB | Dick Bass | S | Eddi Meador |

| Passing | Att. | Comp. | Yards | Pct. | Yards/Att. |
|------------------|------------|------------|--------------|-------------|-------------|
| Roman Gabriel | 173 | 83 | 1,321 | 48.0 | 7.64 |
| Bill Munson | 267 | 144 | 1,701 | 53.9 | 6.37 |
| Les Josephson | 2 | 1 | 15 | 50.0 | 7.50 |
| Terry Baker | 1 | 1 | 14 | 100.0 | 14.00 |
| Ben Wilson | 1 | 1 | 8 | 100.0 | 8.00 |
| Eddie Meador | 1 | 0 | 0 | 0.0 | 0.00 |
| Rams | 445 | 230 | 3,059 | 51.7 | 6.87 |
| Opponents | 349 | 205 | 2,884 | 58.7 | 6.86 |

| Rushing | No. | Yards | Avg. | Long | TD |
|------------------|------------|--------------|------------|------------|-----------|
| Dick Bass | 121 | 549 | 4.8 | 49t | 2 |
| Les Josephson | 71 | 225 | 3.5 | 18 | 0 |
| Ben Wilson | 60 | 189 | 3.4 | 20 | 1 |
| Bill Munson | 26 | 157 | 6.8 | 38 | 1 |
| Willie Brown | 44 | 133 | 3.5 | 19 | 0 |
| Terry Baker | 25 | 82 | 3.3 | 10 | 1 |
| Roman Gabriel | 23 | 79 | 4.1 | 17 | 2 |
| Eddie Meador | 2 | 35 | 17.5 | 24 | 1 |
| Jim Stiger | 3 | 12 | 4.0 | 4 | 0 |
| Clancy Williams | 3 | 3 | 1.0 | 2 | 0 |
| Rams | 378 | 1,464 | 3.9 | 49t | 8 |
| Opponents | 417 | 1,409 | 3.4 | n/a | 16 |

| Receiving | No. | Yards | Avg. | Long | TD |
|------------------|------------|--------------|-------------|------------|-----------|
| Tommy McDonald | 67 | 1,036 | 15.5 | 51 | 9 |
| Marlin McKeever | 44 | 542 | 12.3 | 47t | 4 |
| Jack Snow | 38 | 559 | 14.7 | 60t | 3 |
| Terry Baker | 22 | 210 | 9.5 | 38t | 2 |
| Dick Bass | 21 | 230 | 11.0 | 36 | 2 |
| Les Josephson | 18 | 169 | 9.4 | 30 | 0 |
| Ben Wilson | 9 | 110 | 12.2 | 38 | 0 |
| Billy Truax | 6 | 108 | 18.0 | 59t | 1 |
| Willie Brown | 4 | 91 | 22.8 | 37 | 1 |
| Steve Heckard | 1 | 4 | 4.0 | 4 | 0 |
| Rams | 230 | 3,059 | 13.3 | 60t | 22 |
| Opponents | 205 | 2,884 | 14.1 | n/a | 22 |

| Interceptions | No. | Yards | Avg. | Long | TD |
|------------------|-----------|------------|-------------|-----------|----------|
| Aaron Martin | 2 | 60 | 30.0 | 37t | 1 |
| Eddie Meador | 2 | 57 | 28.5 | 29 | 0 |
| Danny McIlhany | 2 | 7 | 3.5 | 7 | 0 |
| Chuck Lamson | 2 | 0 | 0.0 | 0 | 0 |
| Frank Molden | 1 | 59 | 59.0 | 59 | 0 |
| Jerry Richardson | 1 | 33 | 33.0 | 33 | 0 |
| Cliff Livingston | 1 | 8 | 8.0 | 0 | 0 |
| Rams | 11 | 224 | 20.4 | 59 | 1 |
| Opponents | 19 | 156 | 8.2 | 26 | 0 |

| Punting | No. | Yards | Avg. | Long | Bik. |
|------------------|-----------|--------------|-------------|------------|------------|
| Billy Lothridge | 42 | 1,619 | 38.5 | 55 | 1 |
| Jon Kilgore | 24 | 999 | 41.6 | 56 | 0 |
| Rams | 66 | 2,618 | 39.7 | 56 | 1 |
| Opponents | 66 | 2,997 | 45.4 | n/a | n/a |

| Punt Returns | No. | FC | Yards | Avg. | Long | TD |
|------------------|-----------|------------|------------|------------|------------|----------|
| Jim Stiger | 13 | 1 | 106 | 8.2 | 22 | 0 |
| Willie Brown | 9 | 7 | 63 | 7.0 | 15 | 0 |
| Bobby Smith | 9 | 0 | 56 | 6.2 | 19 | 0 |
| Dick Bass | 1 | 0 | 0 | 0.0 | 0 | 0 |
| Rams | 32 | 8 | 225 | 7.0 | 22 | 0 |
| Opponents | 25 | n/a | 176 | 7.0 | n/a | 1 |

| Kickoff Returns | No. | Yards | Avg. | Long | TD |
|------------------|-----------|--------------|-------------|-----------|----------|
| Willie Brown | 24 | 615 | 25.6 | 52 | 0 |
| Bobby Smith | 17 | 457 | 26.9 | 56 | 0 |
| Clancy Williams | 9 | 213 | 23.7 | 31 | 0 |
| Ben Wilson | 3 | 66 | 22.0 | 29 | 0 |
| Rams | 53 | 1,351 | 25.5 | 56 | 0 |
| Opponents | 54 | 1,364 | 25.3 | 92 | 0 |

| TD | TD% | Int. | Int% | Long | Sack/Lost | Rating |
|-----------|------------|-----------|------------|------------|---------------|-------------|
| 11 | 6.4 | 5 | 2.9 | 60t | n/a | 83.0 |
| 10 | 3.7 | 14 | 5.2 | 47t | n/a | 64.2 |
| 1 | 50.0 | 0 | 0.0 | 15t | n/a | 114.6 |
| 0 | 0.0 | 0 | 0.0 | 14 | n/a | 118.8 |
| 0 | 0.0 | 0 | 0.0 | 8 | n/a | 118.8 |
| 0 | 0.0 | 0 | 0.0 | 0 | n/a | 39.6 |
| 22 | 4.9 | 19 | 4.3 | 60t | 45/344 | 72.5 |
| 22 | 6.3 | 11 | 3.2 | n/a | 32/270 | 93.3 |



1964 (5-7-2) 5th, Western Conf - H. Svare



| Date | W/L | Score | Opponent | Attend. |
|------------------|-----|-------|------------------|-----------|
| 9/13 | W | 26-14 | at Pittsburgh | (33,988) |
| 9/19 | T | 17-17 | Detroit | (52,001) |
| 9/27 | W | 22-13 | Minnesota | (50,009) |
| 10/4 | L | 20-35 | at Baltimore | (56,537) |
| 10/11 | L | 17-38 | at Chicago | (47,358) |
| 10/18 | W | 42-14 | San Francisco | (54,355) |
| 10/25 | W | 27-17 | at Green Bay | (47,617) |
| 11/1 | L | 17-37 | at Detroit | (52,064) |
| 11/8 | W | 20-10 | Philadelphia | (53,994) |
| 11/15 | L | 24-34 | Chicago | (61,115) |
| 11/22 | L | 7-24 | Baltimore | (72,137) |
| 11/29 | L | 13-34 | at Minnesota | (31,677) |
| 12/6 | L | 7-28 | at San Francisco | (31,791) |
| 12/13 | T | 24-24 | Green Bay | (40,735) |
| Total Attendance | | | | (685,378) |

| | Rams | OPP |
|---------------------------|----------------|----------------|
| First Downs | 208 | 235 |
| Rushing | 78 | 92 |
| Passing | 104 | 131 |
| Penalty | 26 | 12 |
| Total Net Yards | 3,908 | 4,195 |
| Avg./Game | 279.1 | 299.6 |
| Total Plays | 833 | 903 |
| Avg./Play | 4.7 | 4.6 |
| Net Yards Rushing | 1,629 | 1,501 |
| Avg./Game | 116.4 | 107.2 |
| Total Rushes | 400 | 419 |
| Net Yards Passing | 2,279 | 2,694 |
| Avg./Game | 162.8 | 192.4 |
| Sacked-Yds. Lost | 65-490 | 49-400 |
| Gross Yards | 2,769 | 3,094 |
| Att-Comp-Int | 368-173-20 | 435-213-17 |
| Comp. % | 47.0 | 49.0 |
| Punts/Avg. | 82-44.1 | 73-45.1 |
| Penalties/Yards | 76-803 | 70-675 |
| Fumbles/ Ball Lost | 40-19 | 28-13 |
| Touchdowns | 33 | 44 |
| Rushing | 11 | 14 |
| Passing | 18 | 27 |
| Returns | 4 | 3 |

| Scoring | TD | Ru | Pa | Rt | PAT | FG | S | Pts. |
|------------------|-----------|-----------|-----------|----------|--------------|--------------|----------|------------|
| Bruce Gossett | 0 | 0 | 0 | 0 | 31-33 | 18-24 | 0 | 85 |
| Bucky Pope | 10 | 0 | 10 | 0 | 0-0 | 0-0 | 0 | 60 |
| Ben Wilson | 6 | 5 | 1 | 0 | 0-0 | 0-0 | 0 | 36 |
| Les Josephson | 4 | 3 | 1 | 0 | 0-0 | 0-0 | 0 | 24 |
| Red Phillips | 2 | 0 | 2 | 0 | 0-0 | 0-0 | 0 | 12 |
| Dick Bass | 2 | 2 | 0 | 0 | 0-0 | 0-0 | 0 | 12 |
| Bobby Smith | 2 | 0 | 0 | 2 | 0-0 | 0-0 | 0 | 12 |
| Carroll Dale | 2 | 0 | 2 | 0 | 0-0 | 0-0 | 0 | 12 |
| Duane Allen | 1 | 0 | 1 | 0 | 0-0 | 0-0 | 0 | 6 |
| Lamar Lundy | 1 | 0 | 0 | 1 | 0-0 | 0-0 | 0 | 6 |
| Roman Gabriel | 1 | 1 | 0 | 0 | 0-0 | 0-0 | 0 | 6 |
| Marlin McKeever | 1 | 0 | 1 | 0 | 0-0 | 0-0 | 0 | 6 |
| Aaron Martin | 1 | 0 | 0 | 1 | 0-0 | 0-0 | 0 | 6 |
| Rams | 33 | 11 | 18 | 4 | 31-33 | 18-24 | 0 | 283 |
| Opponents | 44 | 14 | 27 | 3 | 42-44 | 11-27 | 0 | 339 |

Usual Starters

| | | | |
|----|-------------------|-----|-----------------|
| E | Red Phillips | DE | Deacon Jones |
| LT | Joe Carollo | DT | Merlin Olsen |
| LG | Charlie Cowan | DT | Rosey Grier |
| C | Art Hunter | DE | Lamar Lundy |
| RG | Don Chuy | LLB | Marlin McKeever |
| RT | Frank Varrichione | MLB | Mike Henry |
| TE | Marlin McKeever | RLB | Jack Pardee |
| FL | Bucky Pope | CB | Bobby Smith |
| QB | Bill Munson | CB | Eddie Meador |
| RB | Les Josephson | S | Lindon Crow |
| RB | Ben Wilson | S | Carver Shannon |

| | No. | Yards | Avg. | Long | TD |
|------------------|------------|--------------|------------|------------|-----------|
| Rushing | | | | | |
| Ben Wilson | 159 | 553 | 3.5 | 27 | 5 |
| Les Josephson | 96 | 451 | 4.7 | 75 | 3 |
| Dick Bass | 72 | 342 | 4.8 | 59 | 2 |
| Bill Munson | 19 | 150 | 7.9 | 33 | 0 |
| Terry Baker | 24 | 82 | 3.4 | 18 | 0 |
| Carver Shannon | 17 | 35 | 2.1 | 8 | 0 |
| Bucky Pope | 2 | 11 | 5.5 | 17 | 0 |
| Roman Gabriel | 11 | 5 | 0.5 | 6 | 1 |
| Rams | 400 | 1,629 | 4.1 | 75 | 11 |
| Opponents | 419 | 1,501 | 3.6 | n/a | 14 |

| | No. | Yards | Avg. | Long | TD |
|------------------|------------|--------------|-------------|------------|-----------|
| Receiving | | | | | |
| Marlin McKeever | 41 | 582 | 14.2 | 46 | 1 |
| Carroll Dale | 32 | 544 | 17.0 | 44 | 2 |
| Bucky Pope | 25 | 786 | 31.4 | 95t | 10 |
| Les Josephson | 21 | 269 | 12.8 | 58 | 1 |
| Red Phillips | 17 | 245 | 14.4 | 33 | 2 |
| Ben Wilson | 15 | 116 | 7.7 | 30 | 1 |
| Dick Bass | 9 | 83 | 9.2 | 24 | 0 |
| Terry Baker | 8 | 92 | 11.5 | 31 | 0 |
| Duane Allen | 2 | 29 | 14.5 | 19 | 1 |
| Carver Shannon | 2 | 4 | 2.0 | 10 | 0 |
| Willie Brown | 1 | 19 | 19.0 | 19 | 0 |
| Rams | 173 | 2,769 | 16.0 | 95t | 18 |
| Opponents | 213 | 2,694 | 12.7 | n/a | 27 |

| | No. | Yards | Avg. | Long | TD |
|----------------------|-----------|------------|-------------|------------|----------|
| Interceptions | | | | | |
| Jerry Richardson | 5 | 146 | 29.2 | 41 | 0 |
| Eddie Meador | 3 | 50 | 16.7 | 30 | 0 |
| Aaron Martin | 2 | 107 | 53.5 | 71t | 1 |
| Bobby Smith | 2 | 97 | 48.5 | 97t | 1 |
| Frank Budka | 2 | 18 | 9.0 | 18 | 0 |
| Jack Pardee | 1 | 32 | 32.0 | 32 | 0 |
| Lindon Crow | 1 | 23 | 23.0 | 23 | 0 |
| Lamar Lundy | 1 | 14 | 14.0 | 14t | 1 |
| Rams | 17 | 487 | 28.6 | 97t | 3 |
| Opponents | 20 | 452 | 24.6 | 79 | 2 |

| | No. | Yards | Avg. | Long | Blk. |
|------------------|-----------|--------------|-------------|------------|------------|
| Punting | | | | | |
| Danny Villanueva | 82 | 3,616 | 44.1 | 58 | 0 |
| Rams | 82 | 3,616 | 44.1 | 58 | 0 |
| Opponents | 73 | 3,291 | 45.1 | n/a | n/a |

| | No. | FC | Yards | Avg. | Long | TD |
|---------------------|-----------|------------|------------|------------|-----------|----------|
| Punt Returns | | | | | | |
| Carver Shannon | 15 | 6 | 81 | 5.4 | 22 | 0 |
| Bobby Smith | 12 | 9 | 68 | 5.7 | 16 | 0 |
| Willie Brown | 4 | 3 | 23 | 5.8 | 8 | 0 |
| Eddie Meador | 2 | 2 | 9 | 4.5 | 9 | 0 |
| Dick Bass | 1 | 0 | 0 | 0.0 | 0 | 0 |
| Rams | 34 | 20 | 181 | 5.3 | 22 | 0 |
| Opponents | 43 | n/a | 360 | 8.4 | 52 | 0 |

| | No. | Yards | Avg. | Long | TD |
|------------------------|-----------|--------------|-------------|-----------|----------|
| Kickoff Returns | | | | | |
| Carver Shannon | 18 | 442 | 24.6 | 40 | 0 |
| Bobby Smith | 20 | 489 | 24.5 | 56 | 0 |
| Eddie Meador | 6 | 148 | 24.7 | 30 | 0 |
| Willie Brown | 6 | 122 | 20.3 | 26 | 0 |
| Aaron Martin | 2 | 18 | 9.0 | 11 | 0 |
| Gary Larsen | 2 | 14 | 7.0 | 14 | 0 |
| Dick Bass | 1 | 25 | 25.0 | 25 | 0 |
| Marv Harris | 1 | 0 | 0.0 | 0 | 0 |
| Rams | 56 | 1,258 | 22.5 | 56 | 0 |
| Opponents | 58 | 1,544 | 26.6 | 63 | 0 |

| Passing | Att. | Comp. | Yards | Pct. | Yds./Att. | TD | TD% | Int. | Int% | Long | Sack/Lost | Rating |
|------------------|------------|------------|--------------|-------------|-------------|-----------|------------|-----------|------------|------------|---------------|-------------|
| Roman Gabriel | 143 | 65 | 1,236 | 45.5 | 8.64 | 9 | 6.3 | 5 | 3.5 | 70t | n/a | 82.4 |
| Bill Munson | 223 | 108 | 1,533 | 48.4 | 6.87 | 9 | 4.0 | 15 | 6.7 | 95t | n/a | 56.5 |
| Terry Baker | 1 | 0 | 0 | 0.0 | 0.00 | 0 | 0.0 | 0 | 0.0 | 0 | n/a | 39.6 |
| Eddie Meador | 1 | 0 | 0 | 0.0 | 0.00 | 0 | 0.0 | 0 | 0.0 | 0 | n/a | 39.6 |
| Rams | 368 | 173 | 2,769 | 47.0 | 7.52 | 18 | 4.9 | 20 | 5.4 | 95t | 65/490 | 66.3 |
| Opponents | 435 | 213 | 2,694 | 49.0 | 6.19 | 27 | 6.2 | 17 | 3.9 | n/a | 49/400 | 73.1 |



1963 (5-9) 6th, Western Conf - H. Svare



| Date | W/L | Score | Opponent | Attend. |
|------------------|-----|-------|------------------|-----------|
| 9/14 | L | 2-23 | Detroit | (49,342) |
| 9/21 | L | 14-37 | Washington | (29,295) |
| 9/29 | L | 6-20 | at Cleveland | (54,713) |
| 10/6 | L | 10-42 | at Green Bay | (42,327) |
| 10/13 | L | 14-52 | Chiaco | (40,476) |
| 10/20 | W | 27-24 | Minnesota | (30,565) |
| 10/27 | W | 28-21 | San Francisco | (45,532) |
| 11/3 | L | 13-21 | at Minnesota | (33,567) |
| 11/10 | L | 0-6 | at Chicago | (48,312) |
| 11/17 | W | 28-21 | at Detroit | (44,951) |
| 11/24 | W | 17-16 | Baltimore | (48,555) |
| 12/1 | W | 21-17 | at San Francisco | (33,321) |
| 12/7 | L | 14-31 | Green Bay | (52,357) |
| 12/15 | L | 16-19 | at Baltimore | (52,834) |
| Total Attendance | | | | (606,147) |

| | Rams | OPP |
|---------------------------|----------------|----------------|
| First Downs | 209 | 244 |
| Rushing | 80 | 100 |
| Passing | 117 | 126 |
| Penalty | 12 | 18 |
| Total Net Yards | 3,470 | 4,538 |
| Avg./Game | 247.8 | 324.1 |
| Total Plays | 848 | 837 |
| Avg./Play | 4.1 | 5.4 |
| Net Yards Rushing | 1,393 | 1,785 |
| Avg./Game | 99.5 | 127.5 |
| Total Rushes | 405 | 431 |
| Net Yards Passing | 2,007 | 2,753 |
| Avg./Game | 143.3 | 196.6 |
| Sacked-Yds. Lost | 59-481 | 27-272 |
| Gross Yards | 2,488 | 3,025 |
| Att-Comp-Int | 384-186-22 | 379-208-19 |
| Comp. % | 48.4 | 54.9 |
| Punts/Avg. | 85-44.7 | 61-42.5 |
| Penalties/Yards | 70-788 | 63-558 |
| Fumbles/ Ball Lost | 30-17 | 25-13 |
| Touchdowns | 26 | 43 |
| Rushing | 14 | 14 |
| Passing | 11 | 25 |
| Returns | 1 | 4 |

| Scoring | TD | Ru | Pa | Rt | PAT | FG | S | Pts. |
|------------------|-----------|-----------|-----------|----------|--------------|--------------|----------|------------|
| Villanueva | 0 | 0 | 0 | 0 | 25-26 | 9-17 | 0 | 52 |
| Dale | 7 | 0 | 7 | 0 | 0-0 | 0-0 | 0 | 42 |
| Bass | 5 | 5 | 0 | 0 | 0-0 | 0-0 | 0 | 30 |
| Perkins | 4 | 4 | 0 | 0 | 0-0 | 0-0 | 0 | 24 |
| Gabriel | 3 | 3 | 0 | 0 | 0-0 | 0-0 | 0 | 18 |
| Arnett | 2 | 1 | 1 | 0 | 0-0 | 0-0 | 0 | 12 |
| Wilson | 2 | 1 | 1 | 0 | 0-0 | 0-0 | 0 | 12 |
| Atkins | 1 | 0 | 1 | 0 | 0-0 | 0-0 | 0 | 6 |
| Phillips | 1 | 0 | 1 | 0 | 0-0 | 0-0 | 0 | 6 |
| Shannon | 1 | 0 | 0 | 1 | 0-0 | 0-0 | 0 | 6 |
| Crow | 0 | 0 | 0 | 0 | 0-0 | 0-0 | 1 | 2 |
| Rams | 26 | 14 | 11 | 1 | 25-26 | 9-17 | 1 | 210 |
| Opponents | 43 | 14 | 25 | 4 | 39-43 | 17-35 | 1 | 350 |

Usual Starters

| | | | |
|----|-------------------|-----|-----------------|
| E | Red Phillips | DE | Deacon Jones |
| LT | Joe Carollo | DT | Merlin Olsen |
| LG | Charlie Cowan | DT | Rosey Grier |
| C | Art Hunter | DE | Lamar Lundy |
| RG | Don Chuy | LLB | Marlin McKeever |
| RT | Frank Varrichione | MLB | Mike Henry |
| TE | Marlin McKeever | RLB | Jack Pardee |
| FL | Carroll Dale | CB | Bobby Smith |
| QB | Roman Gabriel | CB | Eddie Meador |
| RB | Dick Bass | S | Lindon Crow |
| RB | Jon Arnett | S | Carver Shannon |

| Rushing | No. | Yards | Avg. | Long | TD |
|------------------|------------|--------------|------------|------------|-----------|
| Dick Bass | 143 | 520 | 3.6 | 51 | 5 |
| Ben Wilson | 109 | 394 | 3.6 | 39 | 1 |
| Jon Arnett | 58 | 208 | 3.6 | 20 | 1 |
| Roman Gabriel | 39 | 132 | 3.4 | 16 | 3 |
| Art Perkins | 37 | 70 | 1.9 | 8 | 4 |
| Terry Baker | 9 | 46 | 5.1 | 12 | 0 |
| Carroll Dale | 1 | 12 | 12.0 | 12 | 0 |
| Pervis Atkins | 5 | 11 | 2.2 | 6 | 0 |
| Eddie Meador | 1 | 1 | 1.0 | 1 | 0 |
| Zeke Bratkowski | 1 | 3 | 3.0 | 3 | 0 |
| Rams | 405 | 1,393 | 3.4 | 51 | 14 |
| Opponents | 431 | 1,785 | 4.1 | n/a | 14 |

| Receiving | No. | Yards | Avg. | Long | TD |
|------------------|------------|--------------|-------------|------------|-----------|
| Red Phillips | 54 | 793 | 14.7 | 52 | 1 |
| Carroll Dale | 34 | 638 | 18.8 | 66t | 7 |
| Dick Bass | 30 | 348 | 11.6 | 53 | 0 |
| Jon Arnett | 15 | 119 | 7.9 | 41 | 1 |
| Pervis Atkins | 14 | 174 | 12.4 | 21 | 1 |
| Marlin McKeever | 11 | 152 | 13.8 | 29 | 0 |
| Ben Wilson | 9 | 173 | 19.2 | 77t | 1 |
| John Adams | 9 | 93 | 10.3 | 19 | 0 |
| Art Perkins | 8 | 61 | 7.6 | 17 | 0 |
| Carver Shannon | 2 | 7 | 3.5 | 6 | 0 |
| Rams | 186 | 2,488 | 11.2 | 77t | 11 |
| Opponents | 208 | 3,025 | 13.2 | n/a | 25 |

| Interceptions | No. | Yards | Avg. | Long | TD |
|------------------|-----------|------------|-------------|------------|----------|
| Eddie Meador | 6 | 38 | 6.3 | 20 | 0 |
| Mike Henry | 5 | 43 | 8.6 | 28 | 0 |
| Bobby Smith | 2 | 11 | 6.5 | 11 | 0 |
| Jack Pardee | 2 | 5 | 2.5 | 5 | 0 |
| Carley Britt | 1 | 45 | 45.0 | 45 | 0 |
| Nat Whitmyer | 1 | 27 | 27.0 | 27 | 0 |
| Cliff Livingston | 1 | 13 | 13.0 | 13 | 0 |
| Deacon Jones | 1 | 0 | 0.0 | 0 | 0 |
| Rams | 19 | 182 | 9.6 | 45 | 0 |
| Opponents | 22 | 369 | 16.8 | 70t | 2 |

| Punting | No. | Yards | Avg. | Long | Blk. |
|------------------|-----------|--------------|-------------|------------|------------|
| Villanueva | 81 | 3,678 | 45.4 | 68 | 0 |
| Adams | 4 | 121 | 30.3 | 42 | 0 |
| Rams | 85 | 3,799 | 44.7 | 68 | 0 |
| Opponents | 61 | 2,591 | 42.5 | n/a | n/a |

| Punt Returns | No. | FC | Yards | Avg. | Long | TD |
|------------------|-----------|------------|------------|-------------|-----------|----------|
| Carver Shannon | 15 | 11 | 132 | 8.8 | 29 | 0 |
| Pervis Atkins | 12 | 3 | 36 | 3.0 | 9 | 0 |
| Bobby Smith | 2 | 0 | 20 | 10.0 | 20 | 0 |
| Dick Bass | 1 | 0 | 11 | 11.0 | 11 | 0 |
| Jon Arnett | 1 | 1 | 7 | 7.0 | 7 | 0 |
| Nat Whitmyer | 0 | 1 | 0 | 0.0 | 0 | 0 |
| Rams | 31 | 16 | 206 | 6.6 | 29 | 0 |
| Opponents | 60 | n/a | 681 | 11.4 | 51 | 0 |

| Kickoff Returns | No. | Yards | Avg. | Long | TD |
|------------------|-----------|--------------|-------------|------------|----------|
| Carver Shannon | 28 | 823 | 29.4 | 99t | 1 |
| Pervis Atkins | 19 | 429 | 22.6 | 35 | 0 |
| Jon Arnett | 12 | 279 | 23.3 | 34 | 0 |
| Nat Whitmyer | 3 | 80 | 26.7 | 30 | 0 |
| Marlin McKeever | 2 | 8 | 4.0 | 8 | 0 |
| Charlie Cowan | 2 | 0 | 0.0 | 0 | 0 |
| Ben Wilson | 1 | 17 | 17.0 | 17 | 0 |
| Art Perkins | 1 | 15 | 15.0 | 15 | 0 |
| Alvin Hall | 1 | 0 | 0.0 | 0 | 0 |
| Merlin Olsen | 1 | 0 | 0.0 | 0 | 0 |
| Rams | 70 | 1,651 | 23.6 | 99t | 1 |
| Opponents | 44 | 1,076 | 24.5 | 98t | 2 |

| Passing | Att. | Comp. | Yards | Pct. | Yards/Att. | TD | TD% | Int. | Int% | Long | Sack/Lost | Rating |
|------------------|------------|------------|--------------|-------------|-------------|-----------|------------|-----------|------------|------------|---------------|-------------|
| Roman Gabriel | 281 | 130 | 1,947 | 46.3 | 6.93 | 8 | 2.8 | 11 | 3.9 | 77t | n/a | 62.7 |
| Zeke Bratkowski | 82 | 45 | 471 | 54.9 | 5.74 | 3 | 3.7 | 6 | 7.3 | 42 | n/a | 53.5 |
| Terry Baker | 19 | 11 | 140 | 57.9 | 7.37 | 0 | 0.0 | 4 | 21.1 | 49 | n/a | 41.4 |
| Dick Bass | 1 | 0 | 0 | 0.0 | 0.00 | 0 | 0.0 | 0 | 0.0 | 0 | n/a | 39.6 |
| Jon Arnett | 1 | 0 | 0 | 0.0 | 0.00 | 0 | 0.0 | 1 | 100.0 | 0 | n/a | 0.0 |
| Rams | 384 | 186 | 3,025 | 48.4 | 5.41 | 11 | 2.9 | 22 | 5.7 | 77t | 59/481 | 55.9 |
| Opponents | 379 | 208 | 2,488 | 54.9 | 7.26 | 25 | 6.6 | 19 | 5.0 | n/a | 27/272 | 79.2 |



1962 (1-12-1) 7th, Western Conf - B. Waterfield (8)H. Svare (6)



| Date | W/L | Score | Opponent | Attend. |
|------------------|-----|-------|------------------|-----------|
| 9/16 | L | 27-30 | at Baltimore | (54,796) |
| 9/23 | L | 23-27 | Chicago | (44,376) |
| 9/30 | L | 17-27 | Dallas | (26,907) |
| 10/7 | L | 14-20 | at Washington | (38,264) |
| 10/14 | L | 10-13 | at Detroit | (53,714) |
| 10/21 | L | 14-38 | Minnesota | (33,071) |
| 10/28 | W | 28-14 | at San Francisco | (51,033) |
| 11/4 | L | 3-12 | Detroit | (44,241) |
| 11/11 | L | 2-14 | Baltimore | (39,502) |
| 11/18 | L | 17-24 | San Francisco | (42,554) |
| 11/25 | T | 24-24 | at Minnesota | (26,728) |
| 12/2 | L | 10-41 | at Green Bay | (46,833) |
| 12/9 | L | 14-30 | at Chicago | (38,685) |
| 12/16 | L | 17-20 | Green Bay | (60,057) |
| Total Attendance | | | | (600,761) |

| | Rams | OPP |
|---------------------------|----------------|----------------|
| First Downs | 201 | 256 |
| Rushing | 84 | 119 |
| Passing | 107 | 124 |
| Penalty | 10 | 13 |
| Total Net Yards | 3,865 | 4,981 |
| Avg./Game | 276.1 | 355.8 |
| Total Plays | 855 | 969 |
| Avg./Play | 5.2 | 5.7 |
| Net Yards Rushing | 1,689 | 2,092 |
| Avg./Game | 120.6 | 149.4 |
| Total Rushes | 376 | 501 |
| Net Yards Passing | 2,176 | 2,889 |
| Avg./Game | 155.4 | 206.4 |
| Sacked-Yds. Lost | n/a-348 | n/a-255 |
| Gross Yards | 2,524 | 3,144 |
| Att-Comp-Int | 372-189-19 | 379-217-19 |
| Comp. % | 50.8 | 57.3 |
| Punts/Avg. | 87-45.5 | 56-45.5 |
| Penalties/Yards | 71-704 | 52-592 |
| Fumbles/Balls Lost | 26-16 | 30-12 |
| Touchdowns | 27 | 42 |
| Rushing | 10 | 14 |
| Passing | 14 | 25 |
| Returns | 3 | 3 |

| Scoring | TD | Ru | Pa | Rt | PAT | FG | S | Pts. |
|------------------|-----------|-----------|-----------|----------|--------------|--------------|----------|------------|
| Danny Villanueva | 0 | 0 | 0 | 0 | 26-27 | 10-20 | 0 | 56 |
| Dick Bass | 8 | 6 | 2 | 0 | 0-0 | 0-0 | 0 | 48 |
| Red Phillips | 5 | 0 | 5 | 0 | 0-0 | 0-0 | 0 | 30 |
| Carroll Dale | 3 | 0 | 3 | 0 | 0-0 | 0-0 | 0 | 18 |
| Duane Allen | 2 | 0 | 2 | 0 | 0-0 | 0-0 | 0 | 12 |
| Jon Arnett | 2 | 2 | 0 | 0 | 0-0 | 0-0 | 0 | 12 |
| Art Perkins | 2 | 2 | 0 | 0 | 0-0 | 0-0 | 0 | 12 |
| Jack Pardee | 1 | 0 | 0 | 1 | 0-0 | 0-0 | 1 | 8 |
| Pervis Atkins | 1 | 0 | 1 | 0 | 0-0 | 0-0 | 0 | 6 |
| Lindon Crow | 1 | 0 | 0 | 1 | 0-0 | 0-0 | 0 | 6 |
| Ollie Matson | 1 | 0 | 1 | 0 | 0-0 | 0-0 | 0 | 6 |
| Merlin Olsen | 1 | 0 | 0 | 1 | 0-0 | 0-0 | 0 | 6 |
| Rams | 27 | 10 | 14 | 3 | 26-27 | 10-20 | 1 | 220 |
| Opponents | 42 | 14 | 25 | 3 | 38-42 | 14-33 | 1 | 334 |

Usual Starters

| | | | |
|----|-------------------|-----|-----------------|
| E | Red Phillips | DE | Deacon Jones |
| LT | Joe Carollo | DT | Merlin Olsen |
| LG | Charlie Cowan | DT | John LoVetere |
| C | Art Hunter | DE | Lamar Lundy |
| RG | Duane Puttnam | LLB | Marlin McKeever |
| RT | Frank Varrichione | MLB | Mike Henry |
| FL | Carroll Dale | RLB | Jack Pardee |
| FL | Pervis Atkins | CB | Carley Britt |
| QB | Zeke Bratkowski | CB | Eddie Meador |
| RB | Dick Bass | S | Lindon Crow |
| RB | Jon Arnett | S | Carver Shannon |

| | No. | Yards | Avg. | Long | TD |
|------------------|------------|--------------|------------|------------|-----------|
| Rushing | | | | | |
| Dick Bass | 196 | 1,033 | 5.3 | 57 | 6 |
| Jon Arnett | 76 | 238 | 3.1 | 40 | 2 |
| Art Perkins | 48 | 181 | 3.8 | 20 | 2 |
| Roman Gabriel | 18 | 93 | 5.2 | 15 | 0 |
| Glenn Shaw | 18 | 76 | 4.2 | 30 | 0 |
| Ron Miller | 3 | 27 | 9.0 | 13 | 0 |
| Pervis Atkins | 7 | 19 | 2.7 | 16 | 0 |
| Zeke Bratkowski | 7 | 14 | 2.0 | 11 | 0 |
| Les Richter | 0 | 8 | -- | 8 | 0 |
| Ollie Matson | 3 | 0 | 0.0 | 2 | 0 |
| Rams | 376 | 1,689 | 4.5 | 57 | 10 |
| Opponents | 501 | 2,092 | 4.2 | n/a | 14 |

| | No. | Yards | Avg. | Long | TD |
|------------------|------------|--------------|-------------|------------|-----------|
| Receiving | | | | | |
| Red Phillips | 60 | 875 | 14.6 | 65t | 5 |
| Pervis Atkins | 35 | 393 | 11.2 | 48t | 1 |
| Dick Bass | 30 | 262 | 8.7 | 33t | 2 |
| Carroll Dale | 29 | 584 | 20.1 | 80t | 3 |
| Art Perkins | 14 | 83 | 5.9 | 13 | 0 |
| Jon Arnett | 12 | 137 | 11.4 | 40 | 0 |
| Duane Allen | 3 | 90 | 30.0 | 43t | 2 |
| Glenn Shaw | 3 | 51 | 17.0 | 30 | 0 |
| Ollie Matson | 3 | 49 | 16.3 | 20t | 1 |
| Rams | 189 | 2,524 | 11.5 | 80t | 14 |
| Opponents | 217 | 2,889 | 13.3 | n/a | 25 |

| | No. | Yards | Avg. | Long | TD |
|----------------------|-----------|------------|-------------|-------------|----------|
| Interceptions | | | | | |
| Lindon Crow | 5 | 100 | 20.0 | 65t | 1 |
| Carver Shannon | 4 | 33 | 8.3 | 20 | 0 |
| Charley Britt | 3 | 50 | 16.7 | 28 | 0 |
| Marlin McKeever | 2 | 1 | 0.5 | 1 | 0 |
| Bobby Smith | 1 | 47 | 47.0 | 47 | 0 |
| Merlin Olsen | 1 | 20 | 20.0 | 20t | 1 |
| Mike Henry | 1 | 10 | 10.0 | 10 | 0 |
| Alvin Hall | 1 | 0 | 0.0 | 0 | 0 |
| Eddie Meador | 1 | 0 | 0.0 | 0 | 0 |
| Rams | 19 | 261 | 13.7 | 65t | 2 |
| Opponents | 19 | 293 | 15.4 | 101t | 2 |

| | No. | Yards | Avg. | Long | Bik. |
|------------------|-----------|--------------|-------------|------------|------------|
| Punting | | | | | |
| Danny Villanueva | 87 | 3,960 | 45.5 | 65 | 1 |
| Rams | 87 | 3,960 | 45.5 | 65 | 1 |
| Opponents | 56 | 2,550 | 45.5 | n/a | n/a |

| | No. | Yards | Avg. | Long | TD |
|---------------------|-----------|------------|-------------|-----------|----------|
| Punt Returns | | | | | |
| Pervis Atkins | 11 | 94 | 8.5 | 45 | 0 |
| Dick Bass | 6 | 81 | 13.5 | 48 | 0 |
| Jon Arnett | 5 | 49 | 9.8 | 21 | 0 |
| Alvin Hall | 4 | 21 | 5.3 | 11 | 0 |
| Bobby Smith | 1 | 7 | 7.0 | 7 | 0 |
| Rams | 27 | 252 | 9.3 | 48 | 0 |
| Opponents | 55 | 567 | 10.3 | 46 | 1 |

| | No. | Yards | Avg. | Long | TD |
|------------------------|-----------|--------------|-------------|------------|----------|
| Kickoff Returns | | | | | |
| Pervis Atkins | 28 | 676 | 24.1 | 41 | 0 |
| Dick Bass | 19 | 446 | 23.5 | 40 | 0 |
| Alvin Hall | 8 | 178 | 22.3 | 32 | 0 |
| Jon Arnett | 2 | 87 | 43.5 | 50 | 0 |
| Bobby Smith | 2 | 60 | 30.0 | 41 | 0 |
| Deacon Jones | 1 | 0 | 0.0 | 0 | 0 |
| Rams | 60 | 1,447 | 24.1 | 50 | 0 |
| Opponents | 50 | 1,211 | 24.2 | n/a | 0 |

| Passing | Att. | Comp. | Yards | Pct. | Yards/Att. | TD | TD% | Int. | Int% | Long | Sack/Lost | Rating |
|------------------|------------|------------|--------------|-------------|-------------|-----------|------------|-----------|------------|------------|----------------|-------------|
| Zeke Bratkowski | 219 | 110 | 1,541 | 50.2 | 7.04 | 9 | 4.1 | 16 | 7.3 | 80t | n/a | 56.5 |
| Roman Gabriel | 101 | 57 | 670 | 56.4 | 6.63 | 3 | 2.9 | 2 | 2.0 | 65t | n/a | 78.4 |
| Ron Miller | 43 | 17 | 250 | 39.5 | 5.81 | 1 | 2.3 | 1 | 2.3 | 55t | n/a | 57.3 |
| Jon Arnett | 5 | 3 | 28 | 60.0 | 5.60 | 1 | 20.0 | 0 | 0.0 | 15t | n/a | 115.0 |
| Ollie Matson | 1 | 1 | 13 | 100.0 | 13.00 | 0 | 0.0 | 0 | 0.0 | 13 | n/a | 118.8 |
| Dick Bass | 3 | 1 | 22 | 33.3 | 7.33 | 0 | 0.0 | 0 | 0.0 | 22 | n/a | 60.4 |
| Rams | 372 | 189 | 2,524 | 50.8 | 5.90 | 14 | 3.8 | 19 | 5.1 | 80t | n/a/348 | 64.0 |
| Opponents | 379 | 217 | 2,889 | 57.3 | 7.60 | 25 | 6.6 | 19 | 5.0 | n/a | n/a/255 | 82.7 |



1961 (4-10) 6th, Western Conf - B. Waterfield



| Date | W/L | Score | Opponent | Attend. |
|------------------|-----|-------|--------------------|-----------|
| 9/17 | L | 24-27 | at Baltimore | (54,259) |
| 9/23 | L | 17-21 | Chicago | (53,315) |
| 10/1 | W | 24-14 | Pittsburgh | (40,707) |
| 10/8 | L | 0-35 | at San Francisco | (59,004) |
| 10/15 | L | 13-14 | at Detroit | (45,873) |
| 10/22 | L | 14-24 | at New York Giants | (63,053) |
| 10/29 | L | 10-28 | Detroit | (49,123) |
| 11/5 | W | 31-17 | Minnesota | (38,594) |
| 11/12 | W | 17-7 | San Francisco | (63,766) |
| 11/19 | L | 17-35 | at Green Bay | (38,669) |
| 11/26 | L | 24-28 | at Chicago | (45,965) |
| 12/3 | L | 21-42 | at Minnesota | (30,068) |
| 12/9 | W | 34-17 | Baltimore | (41,268) |
| 12/17 | L | 17-24 | Green Bay | (49,169) |
| Total Attendance | | | | (672,833) |

| | Rams | OPP |
|---------------------------|----------------|----------------|
| First Downs | 236 | 279 |
| Rushing | 109 | 136 |
| Passing | 111 | 121 |
| Penalty | 16 | 22 |
| Total Net Yards | 4,295 | 4,813 |
| Avg./Game | 306.8 | 343.8 |
| Total Plays | 892 | 908 |
| Avg./Play | 4.8 | 5.4 |
| Net Yards Rushing | 1,958 | 2,440 |
| Avg./Game | 139.9 | 174.3 |
| Total Rushes | 415 | 508 |
| Net Yards Passing | 2,337 | 2,373 |
| Avg./Game | 166.9 | 169.5 |
| Sacked-Yds. Lost | n/a-372 | n/a-269 |
| Gross Yards | 2,709 | 2,642 |
| Att-Comp-Int | 386-199-21 | 328-184-23 |
| Comp. % | 51.6 | 56.1 |
| Punts/Avg. | 64-40.1 | 51-43.3 |
| Penalties/Yards | 63-599 | 75-662 |
| Fumbles/Balls Lost | 21-11 | 27-16 |
| Touchdowns | 32 | 45 |
| Rushing | 17 | 26 |
| Passing | 13 | 19 |
| Returns | 2 | 0 |

| Scoring | TD | Ru | Pa | Rt | PAT | FG | S | Pts. |
|------------------|-----------|-----------|-----------|----------|--------------|--------------|----------|------------|
| Danny Villanueva | 0 | 0 | 0 | 0 | 32-32 | 13-27 | 0 | 71 |
| Jon Arnett | 5 | 4 | 0 | 1 | 0-0 | 0-0 | 0 | 30 |
| Dick Bass | 5 | 4 | 0 | 1 | 0-0 | 0-0 | 0 | 30 |
| Ollie Matson | 5 | 2 | 3 | 0 | 0-0 | 0-0 | 0 | 30 |
| Red Phillips | 5 | 0 | 5 | 0 | 0-0 | 0-0 | 0 | 30 |
| Joe Marconi | 4 | 3 | 1 | 0 | 0-0 | 0-0 | 0 | 24 |
| Zeke Bratkowski | 3 | 3 | 0 | 0 | 0-0 | 0-0 | 0 | 18 |
| Duane Allen | 2 | 0 | 2 | 0 | 0-0 | 0-0 | 0 | 12 |
| Carroll Dale | 2 | 0 | 2 | 0 | 0-0 | 0-0 | 0 | 12 |
| Tommy Wilson | 1 | 1 | 0 | 0 | 0-0 | 0-0 | 0 | 6 |
| Rams | 32 | 17 | 13 | 2 | 32-32 | 13-27 | 0 | 263 |
| Opponents | 45 | 26 | 19 | 0 | 45-45 | 6-21 | 0 | 333 |

Usual Starters

| | | | |
|----|-------------------|-----|----------------|
| E | Red Phillips | DE | Deavon Jones |
| LT | Jim Boeke | DT | Urban Henry |
| LG | Charlie Cowan | DT | John LoVetere |
| C | Art Hunter | DE | Lamar Lundy |
| RG | Roy Hord | LLB | Jack Pardee |
| RT | Frank Varrichione | MLB | Les Richter |
| FL | Ollie Matson | RLB | Bill Jobko |
| FL | Carroll Dale | CB | Charley Britt |
| QB | Zeke Bratkowski | CB | Eddie Meador |
| RB | Dick Bass | S | Lindon Crow |
| RB | Jon Arnett | S | Clendon Thomas |

| Passing | Att. | Comp. | Yards | Pct. | Yards/Att. | TD | TD% | Int. | Int% | Long | Sack/Lost | Rating |
|------------------|------------|------------|--------------|-------------|-------------|-----------|------------|-----------|------------|------------|----------------|-------------|
| Zeke Bratkowski | 230 | 124 | 1,547 | 53.9 | 6.73 | 8 | 3.5 | 13 | 5.7 | 84t | n/a | 63.1 |
| Frank Ryan | 142 | 72 | 1,115 | 50.7 | 7.85 | 5 | 3.5 | 7 | 4.9 | 96t | n/a | 68.3 |
| Jon Arnett | 13 | 3 | 47 | 23.1 | 3.62 | 0 | 0.0 | 1 | 7.7 | 20 | n/a | 10.1 |
| Danny Villanueva | 1 | 0 | 0 | 0.0 | 0.00 | 0 | 0.0 | 0 | 0.0 | 0 | n/a | 39.6 |
| Rams | 386 | 199 | 2,709 | 51.6 | 6.05 | 13 | 3.4 | 21 | 5.4 | 96t | n/a/372 | 62.8 |
| Opponents | 328 | 184 | 2,373 | 56.1 | 7.20 | 19 | 5.8 | 23 | 7.0 | n/a | n/a/269 | 69.1 |

| Rushing | No. | Yards | Avg. | Long | TD |
|------------------|------------|--------------|------------|------------|-----------|
| Jon Arnett | 158 | 609 | 3.9 | 26 | 4 |
| Dick Bass | 98 | 608 | 6.2 | 73t | 4 |
| Tommy Wilson | 44 | 220 | 5.0 | 34 | 1 |
| Ollie Matson | 24 | 181 | 7.5 | 69t | 2 |
| Joe Marconi | 36 | 146 | 4.1 | 14 | 3 |
| Frank Ryan | 38 | 139 | 3.7 | 28 | 0 |
| Zeke Bratkowski | 12 | 36 | 3.0 | 16 | 3 |
| Pervis Atkins | 5 | 19 | 3.8 | 13 | 0 |
| Rams | 415 | 1,958 | 4.7 | 73t | 17 |
| Opponents | 508 | 2,440 | 4.9 | n/a | 26 |

| Receiving | No. | Yards | Avg. | Long | TD |
|------------------|------------|--------------|-------------|------------|-----------|
| Red Phillips | 78 | 1,092 | 14.0 | 69t | 5 |
| Carroll Dale | 35 | 561 | 16.0 | 68t | 2 |
| Ollie Matson | 29 | 537 | 18.5 | 96t | 3 |
| Jon Arnett | 28 | 194 | 6.9 | 29 | 0 |
| Dick Bass | 16 | 145 | 9.1 | 37 | 0 |
| Pervis Atkins | 5 | 67 | 13.4 | 28 | 0 |
| Joe Marconi | 4 | 20 | 5.0 | 8t | 1 |
| Duane Allen | 2 | 80 | 40.0 | 48t | 2 |
| Tommy Wilson | 1 | 12 | 12.0 | 12 | 0 |
| Joe Scibelli | 1 | 1 | 1.0 | 1 | 0 |
| Rams | 199 | 2,709 | 11.7 | 96t | 13 |
| Opponents | 184 | 2,373 | 12.9 | n/a | 19 |

| Interceptions | No. | Yards | Avg. | Long | TD |
|------------------|-----------|------------|-------------|-----------|----------|
| Lindon Crow | 6 | 117 | 19.5 | 31 | 0 |
| Charley Britt | 5 | 29 | 5.8 | 13 | 0 |
| Les Richter | 4 | 44 | 11.0 | 17 | 0 |
| Clendon Thomas | 3 | 11 | 3.7 | 7 | 0 |
| Eddie Meador | 1 | 34 | 34.0 | 34 | 0 |
| Bill Jobko | 1 | 16 | 16.0 | 16 | 0 |
| Bob Long | 1 | 10 | 10.0 | 10 | 0 |
| George Strugar | 1 | 4 | 4.0 | 4 | 0 |
| Jack Pardee | 1 | 2 | 2.0 | 2 | 0 |
| Alvin Hall | 0 | 10 | 10.0 | 10 | 0 |
| Rams | 23 | 277 | 12.0 | 34 | 0 |
| Opponents | 21 | 280 | 13.3 | 41 | 0 |

| Punting | No. | Yards | Avg. | Long | Bik. |
|------------------|-----------|--------------|-------------|------------|------------|
| Danny Villanueva | 46 | 1,845 | 40.1 | 53 | 0 |
| Zeke Bratkowski | 12 | 458 | 38.2 | 51 | 0 |
| Joe Marconi | 6 | 265 | 44.2 | 50 | 0 |
| Rams | 64 | 2,568 | 40.1 | 53 | 0 |
| Opponents | 51 | 2,206 | 43.3 | n/a | n/a |

| Punt Returns | No. | Yards | Avg. | Long | TD |
|------------------|-----------|------------|-------------|------------|----------|
| Jon Arnett | 10 | 75 | 7.5 | 17 | 0 |
| Dick Bass | 4 | 109 | 27.3 | 90t | 1 |
| Rams | 14 | 184 | 13.1 | 90t | 1 |
| Opponents | 36 | 384 | 10.7 | 48 | 0 |

| Kickoff Returns | No. | Yards | Avg. | Long | TD |
|-------------------|-----------|--------------|-------------|-------------|----------|
| Dick Bass | 23 | 698 | 30.3 | 64 | 0 |
| Jon Arnett | 25 | 653 | 26.1 | 105t | 1 |
| Pervis Atkins | 4 | 77 | 19.3 | 20 | 0 |
| Frank Varrichione | 3 | 23 | 7.7 | 11 | 0 |
| Deacon Jones | 1 | 12 | 12.0 | 12 | 0 |
| Rams | 56 | 1,463 | 26.1 | 105t | 1 |
| Opponents | 53 | 1,380 | 26.0 | 61 | 0 |



1960 (4-7-1) 6th, Western Conf - B. Waterfield



| Date | W/L | Score | Opponent | Attend. |
|------------------|-----|-------|------------------|-----------|
| 9/23 | L | 21-43 | St. Louis | (47,448) |
| 10/2 | L | 9-13 | at San Francisco | (53,633) |
| 10/9 | L | 27-34 | at Chicago | (47,776) |
| 10/16 | L | 17-31 | at Baltimore | (57,808) |
| 10/23 | T | 24-24 | Chicago | (63,438) |
| 10/30 | W | 48-35 | Detroit | (53,295) |
| 11/6 | W | 38-13 | at Dallas | (16,000) |
| 11/13 | L | 10-12 | at Detroit | (54,019) |
| 11/21 | W | 33-31 | at Green Bay | (35,763) |
| 12/4 | L | 7-23 | Sand Francisco | (77,254) |
| 12/11 | W | 10-3 | Baltimore | (75,461) |
| 12/17 | L | 21-35 | Green Bay | (53,445) |
| Total Attendance | | | | (635,340) |

| | Rams | OPP |
|---------------------------|----------------|----------------|
| First Downs | 194 | 221 |
| Rushing | 76 | 87 |
| Passing | 101 | 114 |
| Penalty | 17 | 20 |
| Total Net Yards | 3,271 | 4,073 |
| Avg./Game | 272.6 | 339.4 |
| Total Plays | 764 | 837 |
| Avg./Play | 4.3 | 4.9 |
| Net Yards Rushing | 1,449 | 1,718 |
| Avg./Game | 120.8 | 143.2 |
| Total Rushes | 343 | 419 |
| Net Yards Passing | 1,822 | 2,355 |
| Avg./Game | 151.8 | 196.3 |
| Sacked-Yds. Lost | n/a-366 | n/a-155 |
| Gross Yards | 2,188 | 2,510 |
| Att-Comp-Int | 335-177-22 | 339-168-23 |
| Comp. % | 52.8 | 49.6 |
| Punts/Avg. | 64-42.3 | 50-43.8 |
| Penalties/Yards | 64-625 | 59-517 |
| Fumbles/ Ball Lost | 17-9 | 29-13 |
| Touchdowns | 32 | 35 |
| Rushing | 9 | 16 |
| Passing | 19 | 18 |
| Returns | 4 | 1 |

| Scoring | TD | Ru | Pa | Rt | PAT | FG | S | Pts. |
|------------------|-----------|-----------|-----------|----------|--------------|--------------|----------|------------|
| Danny Villanueva | 0 | 0 | 0 | 0 | 28-28 | 12-19 | 0 | 64 |
| Red Phillips | 8 | 0 | 8 | 0 | 0-0 | 0-0 | 0 | 48 |
| Jon Arnett | 4 | 2 | 2 | 0 | 0-0 | 0-0 | 0 | 24 |
| Carroll Dale | 3 | 0 | 3 | 0 | 0-0 | 0-0 | 0 | 18 |
| Joe Marconi | 3 | 3 | 0 | 0 | 0-0 | 0-0 | 0 | 18 |
| Frank Ryan | 2 | 1 | 1 | 0 | 0-0 | 0-0 | 0 | 12 |
| Clendon Thomas | 2 | 0 | 2 | 0 | 0-0 | 0-0 | 0 | 12 |
| Billy Wade | 2 | 2 | 0 | 0 | 0-0 | 0-0 | 0 | 12 |
| Tommy Wilson | 2 | 0 | 2 | 0 | 0-0 | 0-0 | 0 | 12 |
| Lou Michaels | 0 | 0 | 0 | 0 | 1-1 | 2-3 | 0 | 7 |
| Charley Britt | 1 | 0 | 0 | 1 | 0-0 | 0-0 | 0 | 6 |
| Lamar Lundy | 1 | 0 | 0 | 1 | 0-0 | 0-0 | 0 | 6 |
| John LoVetere | 1 | 0 | 0 | 1 | 0-0 | 0-0 | 0 | 6 |
| Ollie Matson | 1 | 1 | 0 | 0 | 0-0 | 0-0 | 0 | 6 |
| Eddie Meador | 1 | 0 | 0 | 1 | 0-0 | 0-0 | 0 | 6 |
| Del Shofner | 1 | 0 | 1 | 0 | 0-0 | 0-0 | 0 | 6 |
| Les Richter | 0 | 0 | 0 | 0 | 2-2 | 0-0 | 0 | 2 |
| Rams | 32 | 9 | 19 | 4 | 31-31 | 14-22 | 0 | 265 |
| Opponents | 35 | 16 | 18 | 1 | 34-35 | 17-29 | 1 | 297 |

Usual Starters

| | | | |
|----|------------------|-----|----------------|
| E | Red Phillips | DE | Gene Brito |
| LT | Jim Boeke | DT | George Strugar |
| LG | Buck Lansford | DT | John LoVetere |
| C | Art Hunter | DE | Lamar Lundy |
| RG | Roy Hord | LLB | Jack Pardee |
| RT | Charlie Bradshaw | MLB | Les Richter |
| FL | Ollie Matson | RLB | Bill Jobko |
| FL | Carroll Dale | CB | Charley Britt |
| QB | Billy Wade | CB | Eddie Meador |
| RB | Joe Marconi | S | Will Sherman |
| RB | Jon Arnett | S | Clendon Thomas |

| Passing | Att. | Comp. | Yards | Pct. | Yards/Att. | TD | TD% | Int. | Int% | Long | Sack/Lost | Rating |
|------------------|------------|------------|--------------|-------------|-------------|-----------|------------|-----------|------------|------------|----------------|-------------|
| Billy Wade | 182 | 106 | 1,294 | 58.2 | 7.11 | 12 | 6.6 | 11 | 6.0 | 63 | n/a | 77.0 |
| Frank Ryan | 128 | 62 | 816 | 48.4 | 6.38 | 7 | 5.5 | 9 | 7.0 | 61t | n/a | 57.9 |
| Buddy Humphrey | 24 | 9 | 78 | 37.5 | 3.25 | 0 | 0.0 | 2 | 8.3 | 16 | n/a | 12.2 |
| Jon Arnett | 1 | 0 | 0 | 0.0 | 0.00 | 0 | 0.0 | 0 | 0.0 | 0 | n/a | 39.6 |
| Rams | 335 | 177 | 2,188 | 52.8 | 5.44 | 19 | 5.4 | 22 | 6.2 | 63 | n/a/366 | 61.3 |
| Opponents | 339 | 168 | 2,355 | 49.6 | 6.90 | 18 | 5.3 | 23 | 6.8 | n/a | n/a/155 | 61.8 |

| Rushing | No. | Yards | Avg. | Long | TD |
|------------------|------------|--------------|------------|------------|-----------|
| Jon Arnett | 104 | 436 | 4.2 | 31 | 2 |
| Joe Marconi | 42 | 240 | 5.7 | 75t | 3 |
| Billy Wade | 26 | 171 | 6.6 | 66t | 2 |
| Ollie Matson | 61 | 170 | 2.9 | 27 | 1 |
| Dick Bass | 31 | 153 | 4.9 | 33 | 0 |
| Tommy Wilson | 41 | 139 | 3.4 | 35 | 0 |
| Frank Ryan | 19 | 85 | 4.5 | 24 | 1 |
| Clendon Thomas | 16 | 63 | 3.9 | 33 | 0 |
| Buddy Humphrey | 2 | 7 | 3.5 | 6 | 0 |
| Del Shofner | 1 | -15 | -15.0 | -15 | 0 |
| Rams | 343 | 1,449 | 4.2 | 75t | 9 |
| Opponents | 419 | 1,718 | 4.1 | n/a | 16 |

| Receiving | No. | Yards | Avg. | Long | TD |
|------------------|------------|--------------|-------------|------------|-----------|
| Red Phillips | 52 | 883 | 17.0 | 61t | 8 |
| Jon Arnett | 29 | 226 | 7.8 | 24t | 2 |
| Carroll Dale | 19 | 336 | 17.7 | 63 | 3 |
| Clendon Thomas | 17 | 275 | 16.2 | 58 | 2 |
| Ollie Matson | 15 | 98 | 6.5 | 24 | 0 |
| Dick Bass | 13 | 92 | 7.1 | 26 | 0 |
| Del Shofner | 12 | 122 | 10.2 | 17t | 1 |
| Tommy Wilson | 11 | 82 | 7.5 | 40t | 2 |
| Joe Marconi | 9 | 32 | 3.6 | 17 | 0 |
| Frank Ryan | 0 | 32 | -- | 32t | 1 |
| Billy Wade | 0 | 10 | -- | 10 | 0 |
| Rams | 177 | 2,188 | 12.4 | 63 | 19 |
| Opponents | 168 | 2,355 | 14.0 | n/a | 18 |

| Interceptions | No. | Yards | Avg. | Long | TD |
|------------------|-----------|------------|-------------|-----------|----------|
| Charley Britt | 5 | 117 | 23.4 | 73 | 1 |
| Eddie Meador | 4 | 46 | 11.5 | 26t | 1 |
| Les Richter | 2 | 29 | 14.5 | 20 | 0 |
| Don Eilersick | 2 | 12 | 6.0 | 12 | 0 |
| John Baker | 1 | 62 | 62.0 | 62 | 0 |
| Lamar Lundy | 1 | 25 | 25.0 | 25t | 1 |
| Bob Long | 1 | 23 | 23.0 | 23 | 0 |
| Del Shofner | 1 | 19 | 19.0 | 19 | 0 |
| Jerry Stalcup | 1 | 12 | 12.0 | 12 | 0 |
| Jack Pardee | 1 | 10 | 10.0 | 10 | 0 |
| Bill Jobko | 1 | 7 | 7.0 | 7 | 0 |
| Will Sherman | 1 | 0 | 0.0 | 0 | 0 |
| Clendon Thomas | 1 | 0 | 0.0 | 0 | 0 |
| Vern Valdez | 1 | 0 | 0.0 | 0 | 0 |
| Rams | 23 | 362 | 15.7 | 73 | 3 |
| Opponents | 22 | 182 | 8.3 | 43 | 0 |

| Punting | No. | Yards | Avg. | Long | Bk. |
|------------------|-----------|--------------|-------------|------------|------------|
| Del Shofner | 54 | 2,301 | 42.6 | 63 | 1 |
| Joe Marconi | 10 | 408 | 40.8 | 62 | 1 |
| Rams | 64 | 2,709 | 42.3 | 63 | 2 |
| Opponents | 50 | 2,190 | 43.8 | n/a | n/a |

| Punt Returns | No. | Yards | Avg. | Long | TD |
|------------------|-----------|------------|------------|-----------|----------|
| Dick Bass | 11 | 62 | 5.6 | 22 | 0 |
| Jon Arnett | 10 | 60 | 6.0 | 29 | 0 |
| John LoVetere | 1 | 6 | 6.0 | 6t | 1 |
| Will Sherman | 1 | 1 | 1.0 | 1 | 0 |
| Ollie Matson | 1 | 0 | 0.0 | 0 | 0 |
| Eddie Meador | 1 | 0 | 0.0 | 0 | 0 |
| Rams | 25 | 129 | 5.2 | 29 | 1 |
| Opponents | 27 | 199 | 7.4 | 36 | 0 |

| Kickoff Returns | No. | Yards | Avg. | Long | TD |
|------------------|-----------|-------------|-------------|-----------|----------|
| Jon Arnett | 17 | 416 | 24.5 | 43 | 0 |
| Dick Bass | 11 | 246 | 22.4 | 31 | 0 |
| Ollie Matson | 9 | 216 | 24.0 | 42 | 0 |
| Tommy Wilson | 2 | 48 | 24.0 | 27 | 0 |
| Lou Michaels | 1 | 15 | 15.0 | 15 | 0 |
| Rams | 40 | 941 | 23.5 | 43 | 0 |
| Opponents | 52 | 1083 | 20.8 | 65 | 0 |



1959 (1-10) 6th, Western Conf - Sid Gillman



| Date | W/L | Score | Opponent | Attend. |
|------------------|-----|-------|------------------|-----------|
| 9/26 | L | 21-23 | New York Giants | (71,297) |
| 10/4 | L | 0-34 | at San Francisco | (56,028) |
| 10/11 | W | 28-21 | at Chicago Bears | (47,036) |
| 10/18 | W | 45-6 | at Green Bay | (36,194) |
| 10/25 | L | 7-17 | Detroit | (74,288) |
| 11/1 | L | 21-26 | Chicago | (77,943) |
| 11/8 | L | 16-24 | San Francisco | (94,376) |
| 11/15 | L | 17-23 | at Detroit | (52,271) |
| 11/22 | L | 20-23 | at Philadelphia | (47,425) |
| 11/29 | L | 21-35 | at Baltimore | (57,557) |
| 12/6 | L | 20-38 | Green Bay | (61,044) |
| 12/12 | L | 26-45 | Baltimore | (65,528) |
| Total Attendance | | | | (740,987) |

| | Rams | OPP |
|---------------------------|----------------|----------------|
| First Downs | 232 | 216 |
| Rushing | 101 | 96 |
| Passing | 116 | 100 |
| Penalty | 15 | 20 |
| Total Net Yards | 4,260 | 3,794 |
| Avg./Game | 355.0 | 316.2 |
| Total Plays | 803 | 805 |
| Avg./Play | 5.3 | 4.7 |
| Net Yards Rushing | 1,778 | 1,704 |
| Avg./Game | 148.2 | 142.0 |
| Total Rushes | 371 | 427 |
| Net Yards Passing | 2,482 | 2,090 |
| Avg./Game | 206.8 | 174.2 |
| Sacked-Yds. Lost | n/a-241 | n/a-225 |
| Gross Yards | 2,723 | 2,315 |
| Att-Comp-Int | 356-196-22 | 287-151-7 |
| Comp. % | 55.1 | 52.6 |
| Punts/Avg. | 50-41.7 | 60-44.1 |
| Penalties/Yards | 51-465 | 60-562 |
| Fumbles/ Ball Lost | 34-19 | 25-14 |
| Touchdowns | 30 | 38 |
| Rushing | 15 | 15 |
| Passing | 14 | 17 |
| Returns | 1 | 6 |

| Scoring | TD | Ru | Pa | Rt | PAT | FG | S | Pts. |
|------------------|-----------|-----------|-----------|----------|--------------|--------------|----------|------------|
| Del Shofner | 7 | 0 | 7 | 0 | 0-0 | 0-0 | 0 | 42 |
| Ollie Matson | 6 | 6 | 0 | 0 | 0-0 | 0-0 | 0 | 36 |
| Lou Michaels | 0 | 0 | 0 | 0 | 12-14 | 8-17 | 0 | 36 |
| Joe Marconi | 5 | 4 | 1 | 0 | 0-0 | 0-0 | 0 | 30 |
| Jon Arnett | 4 | 2 | 1 | 1 | 0-0 | 0-0 | 0 | 24 |
| Jack Morris | 0 | 0 | 0 | 0 | 15-15 | 3-8 | 0 | 24 |
| Red Phillips | 4 | 0 | 4 | 0 | 0-0 | 0-0 | 0 | 24 |
| Billy Wade | 2 | 2 | 0 | 0 | 0-0 | 0-0 | 0 | 12 |
| Frank Ryan | 1 | 1 | 0 | 0 | 0-0 | 0-0 | 0 | 6 |
| Tommy Wilson | 1 | 0 | 1 | 0 | 0-0 | 0-0 | 0 | 6 |
| Sam Williams | 0 | 0 | 0 | 0 | 0-0 | 0-0 | 1 | 2 |
| Rams | 30 | 15 | 14 | 1 | 27-29 | 11-25 | 1 | 242 |
| Opponents | 38 | 15 | 17 | 6 | 36-38 | 17-31 | 0 | 315 |

| Rushing | No. | Yards | Avg. | Long | TD |
|------------------|------------|--------------|------------|------------|-----------|
| Ollie Matson | 161 | 863 | 5.4 | 50 | 6 |
| Jon Arnett | 73 | 371 | 5.1 | 80t | 2 |
| Tommy Wilson | 40 | 210 | 5.3 | 60 | 0 |
| Joe Marconi | 52 | 176 | 3.4 | 21 | 4 |
| Billy Wade | 25 | 95 | 3.8 | 17 | 2 |
| Frank Ryan | 19 | 57 | 3.0 | 13 | 1 |
| Del Shofner | 1 | 6 | 6.0 | 6 | 0 |
| Rams | 371 | 1,778 | 4.8 | 80t | 15 |
| Opponents | 427 | 1,704 | 4.0 | n/a | 15 |

| Receiving | No. | Yards | Avg. | Long | TD |
|------------------|------------|--------------|-------------|------------|-----------|
| Del Shofner | 47 | 936 | 19.9 | 72t | 7 |
| Jon Arnett | 38 | 419 | 11.0 | 38t | 1 |
| Red Phillips | 37 | 541 | 14.6 | 64 | 4 |
| Leon Clarke | 29 | 453 | 15.6 | 60 | 0 |
| Ollie Matson | 18 | 130 | 7.2 | 49 | 0 |
| Tommy Wilson | 12 | 83 | 6.9 | 20 | 1 |
| Joe Marconi | 10 | 81 | 8.1 | 30 | 1 |
| Lamar Lundy | 4 | 74 | 18.5 | 26 | 0 |
| Clendon Thomas | 1 | 6 | 6.0 | 6 | 0 |
| Rams | 196 | 2,723 | 12.7 | 72t | 14 |
| Opponents | 151 | 2,315 | 13.8 | n/a | 17 |

| Interceptions | No. | Yards | Avg. | Long | TD |
|------------------|-----------|------------|-------------|-----------|----------|
| Eddie Meador | 3 | 3 | 1.0 | 3 | 0 |
| Tom Franckhauser | 3 | 2 | 0.7 | 2 | 0 |
| Bill Jobko | 1 | 0 | 0.0 | 0 | 0 |
| Rams | 7 | 5 | 0.7 | 3 | 0 |
| Opponents | 22 | 305 | 13.9 | 39 | 1 |

| Punting | No. | Yards | Avg. | Long | Blk. |
|------------------|-----------|--------------|-------------|------------|------------|
| Del Shofner | 48 | 2,004 | 41.8 | 66 | 1 |
| Joe Marconi | 2 | 81 | 40.5 | 44 | 0 |
| Rams | 50 | 2,085 | 41.7 | 66 | 1 |
| Opponents | 60 | 2,648 | 44.1 | n/a | n/a |

| Punt Returns | No. | Yards | Avg. | Long | TD |
|------------------|-----------|------------|------------|------------|----------|
| Jon Arnett | 17 | 184 | 10.8 | 71t | 1 |
| Ollie Matson | 14 | 61 | 4.4 | 20 | 0 |
| Clendon Thomas | 3 | 6 | 2.0 | 6 | 0 |
| Don Burroughs | 1 | 0 | 0.0 | 0 | 0 |
| Eddie Meador | 1 | 0 | 0.0 | 0 | 0 |
| Rams | 36 | 251 | 7.0 | 71t | 1 |
| Opponents | 30 | 205 | 6.8 | 78t | 1 |

| Kickoff Returns | No. | Yards | Avg. | Long | TD |
|------------------|-----------|-------------|-------------|-------------|----------|
| Ollie Matson | 16 | 367 | 22.9 | 48 | 0 |
| Jon Arnett | 14 | 320 | 22.9 | 42 | 0 |
| Tommy Wilson | 7 | 243 | 34.7 | 85 | 0 |
| Clendon Thomas | 3 | 95 | 31.7 | 48 | 0 |
| Roy Wilkins | 2 | 29 | 14.5 | 17 | 0 |
| Paul Dickson | 1 | 0 | 0.0 | 0 | 0 |
| Rams | 43 | 1054 | 24.5 | 85 | 0 |
| Opponents | 42 | 930 | 23.3 | 105t | 1 |

| Passing | Att. | Comp. | Yards | Pct. | Yards/Att. | TD | TD% | Int. | Int% | Long | Sack/Lost | Rating |
|------------------|------------|------------|--------------|-------------|-------------|-----------|------------|-----------|------------|------------|----------------|-------------|
| Billy Wade | 261 | 153 | 2,001 | 58.6 | 7.67 | 12 | 4.6 | 17 | 6.5 | 72t | n/a | 71.1 |
| Frank Ryan | 89 | 42 | 709 | 47.2 | 7.97 | 2 | 2.2 | 4 | 4.5 | 67t | n/a | 63.4 |
| Jon Arnett | 5 | 1 | 13 | 20.0 | 2.60 | 0 | 0.0 | 0 | 0.0 | 13 | n/a | 39.6 |
| Ollie Matson | 1 | 0 | 0 | 0.0 | 0.00 | 0 | 0.0 | 0 | 0.0 | 0 | n/a | 39.6 |
| Rams | 356 | 196 | 2,482 | 55.1 | 6.97 | 14 | 3.9 | 22 | 6.2 | 72t | n/a/241 | 64.4 |
| Opponents | 287 | 151 | 2,090 | 52.6 | 7.28 | 17 | 5.9 | 7 | 2.4 | n/a | n/a/225 | 85.9 |



1958 (8-4) 3rd, Western Conf - Sid Gillman



| Date | W/L | Score | Opponent | Attend. |
|------------------|-----|-------|----------------------|-----------|
| 9/28 | L | 27-30 | Cleveland | (69,993) |
| 10/5 | W | 33-3 | at San Francisco | (73,164) |
| 10/12 | W | 42-28 | at Detroit | (41,021) |
| 10/19 | L | 10-31 | at Chicago Bears | (41,387) |
| 10/26 | L | 24-41 | Detroit | (81,703) |
| 11/2 | W | 41-35 | Chicago Bears | (100,740) |
| 11/9 | W | 56-7 | San Francisco | (95,082) |
| 11/16 | W | 20-7 | at Green Bay | (28,051) |
| 11/23 | L | 7-34 | at Baltimore | (57,557) |
| 12/6 | W | 20-14 | at Chicago Cardinals | (13,041) |
| 12/6 | W | 30-28 | Baltimore | (100,202) |
| 12/14 | W | 34-20 | Green Bay | (54,634) |
| Total Attendance | | | | (756,575) |

| | Rams | OPP |
|---------------------------|----------------|----------------|
| First Downs | 209 | 235 |
| Rushing | 93 | 109 |
| Passing | 104 | 110 |
| Penalty | 12 | 16 |
| Total Net Yards | 4,406 | 3,828 |
| Avg./Game | 367.2 | 319.0 |
| Total Plays | 779 | 872 |
| Avg./Play | 5.7 | 4.4 |
| Net Yards Rushing | 1,734 | 1,777 |
| Avg./Game | 144.5 | 148.1 |
| Total Rushes | 345 | 405 |
| Net Yards Passing | 2,672 | 2,051 |
| Avg./Game | 222.7 | 170.1 |
| Sacked-Yds. Lost | n/a-237 | n/a-252 |
| Gross Yards | 2,909 | 2,303 |
| Att-Comp-Int | 358-186-26 | 381-188-28 |
| Comp. % | 52.0 | 49.3 |
| Punts/Avg. | 51-40.9 | 65-37.9 |
| Penalties/Yards | 67-636 | 47-476 |
| Fumbles/ Ball Lost | 34-23 | 22-13 |
| Touchdowns | 43 | 37 |
| Rushing | 18 | 12 |
| Passing | 19 | 21 |
| Returns | 6 | 4 |

| Scoring | TD | Ru | Pa | Rt | PAT | FG | S | Pts. |
|------------------|-----------|-----------|-----------|----------|--------------|--------------|----------|------------|
| Paige Cothren | 0 | 0 | 0 | 0 | 42-42 | 14-25 | 0 | 84 |
| Tommy Wilson | 10 | 9 | 1 | 0 | 0-0 | 0-0 | 0 | 60 |
| Del Shofner | 8 | 0 | 8 | 0 | 0-0 | 0-0 | 0 | 48 |
| Jon Arnett | 7 | 6 | 1 | 0 | 0-0 | 0-0 | 0 | 42 |
| Leon Clarke | 5 | 0 | 4 | 1 | 0-0 | 0-0 | 0 | 30 |
| Lamar Lundy | 3 | 0 | 3 | 0 | 0-0 | 0-0 | 0 | 18 |
| Red Phillips | 2 | 0 | 2 | 0 | 0-0 | 0-0 | 0 | 12 |
| Will Sherman | 2 | 0 | 0 | 2 | 0-0 | 0-0 | 0 | 12 |
| Billy Wade | 2 | 2 | 0 | 0 | 0-0 | 0-0 | 0 | 12 |
| Dick Daugherty | 1 | 0 | 0 | 1 | 0-0 | 0-0 | 0 | 6 |
| Joe Marconi | 1 | 1 | 0 | 0 | 0-0 | 0-0 | 0 | 6 |
| Lou Michaels | 1 | 0 | 0 | 1 | 0-0 | 0-0 | 0 | 6 |
| Jack Morris | 1 | 0 | 0 | 1 | 0-0 | 0-0 | 0 | 6 |
| Glenn Holtzman | 0 | 0 | 0 | 0 | 0-0 | 0-0 | 1 | 2 |
| Rams | 43 | 19 | 19 | 6 | 42-42 | 14-25 | 1 | 344 |
| Opponents | 37 | 12 | 21 | 4 | 35-37 | 7-21 | 0 | 278 |

| Passing | Att. | Comp. | Yards | Pct. | Yards/Att. | TD | TD% | Int. | Int% | LG | Sack/Lost | Rating |
|------------------|------------|------------|--------------|-------------|-------------|-----------|------------|-----------|------------|------------|----------------|-------------|
| Billy Wade | 341 | 181 | 2875 | 53.1 | 8.43 | 18 | 5.3 | 22 | 6.5 | 93 | n/a | 72.2 |
| Frank Ryan | 14 | 5 | 34 | 35.7 | 2.43 | 1 | 7.1 | 3 | 21.4 | 14 | n/a | 28.6 |
| Del Shofner | 1 | 0 | 0 | 0.0 | 0.00 | 0 | 0.0 | 0 | 0.0 | 0 | n/a | 39.6 |
| Tommy Wilson | 1 | 0 | 0 | 0.0 | 0.00 | 0 | 0.0 | 1 | 100.0 | 0 | n/a | 0.0 |
| Jon Arnett | 1 | 0 | 0 | 0.0 | 0.00 | 0 | 0.0 | 0 | 0.0 | 0 | n/a | 39.6 |
| Rams | 358 | 186 | 2,672 | 52.0 | 7.46 | 19 | 5.3 | 26 | 7.3 | 93 | n/a/237 | 63.9 |
| Opponents | 381 | 188 | 2,051 | 49.3 | 5.38 | 12 | 3.1 | 28 | 7.3 | n/a | n/a/252 | 45.5 |

| Rushing | No. | Yards | Avg. | Long | TD |
|------------------|------------|--------------|------------|------------|-----------|
| Jon Arnett | 133 | 683 | 5.1 | 57 | 6 |
| Tommy Wilson | 73 | 475 | 6.5 | 82t | 9 |
| Joe Marconi | 89 | 428 | 4.8 | 45 | 1 |
| Billy Wade | 42 | 90 | 2.1 | 22 | 2 |
| Frank Ryan | 5 | 45 | 9.0 | 12 | 0 |
| Ron Waller | 3 | 13 | 4.3 | 7 | 0 |
| Rams | 345 | 1,734 | 5.0 | 82t | 18 |
| Opponents | 405 | 1,777 | 4.4 | n/a | 12 |

| Receiving | No. | Yards | Avg. | Long | TD |
|------------------|------------|--------------|-------------|------------|-----------|
| Del Shofner | 51 | 1,097 | 21.5 | 92t | 8 |
| Red Phillips | 35 | 524 | 15.0 | 93t | 2 |
| Jon Arnett | 35 | 494 | 14.1 | 75t | 1 |
| Lamar Lundy | 25 | 396 | 15.8 | 32 | 3 |
| Leon Clarke | 18 | 135 | 7.5 | 17t | 4 |
| Joe Marconi | 10 | 87 | 8.7 | 15 | 0 |
| Tommy Wilson | 9 | 101 | 11.2 | 38t | 1 |
| Ron Waller | 3 | 75 | 25.0 | 63 | 0 |
| Rams | 186 | 2,909 | 14.4 | 93 | 19 |
| Opponents | 188 | 2,303 | 12.3 | n/a | 12 |

| Interceptions | No. | Yards | Avg. | Long | TD |
|------------------|-----------|------------|-------------|------------|----------|
| Don Burroughs | 7 | 72 | 10.3 | 46 | 0 |
| Jack Morris | 6 | 152 | 25.3 | 44t | 1 |
| Will Sherman | 5 | 171 | 34.2 | 70t | 2 |
| Jimmy Harris | 4 | 51 | 12.8 | 14 | 0 |
| Les Richter | 3 | 26 | 8.7 | 16 | 0 |
| Lou Michaels | 2 | 6 | 3.0 | 6t | 1 |
| Dick Daugherty | 1 | 12 | 12.0 | 12t | 1 |
| Rams | 28 | 490 | 17.5 | 70t | 5 |
| Opponents | 26 | 316 | 12.2 | 46 | 2 |

| Punting | No. | Yards | Avg. | Long | Blk. |
|------------------|-----------|--------------|-------------|------------|------------|
| Del Shofner | 49 | 2,018 | 41.2 | 62 | 0 |
| Cledon Thomas | 2 | 66 | 33.3 | 34 | 0 |
| Rams | 51 | 2,084 | 40.9 | 62 | 0 |
| Opponents | 65 | 2,466 | 37.9 | n/a | n/a |

| Punt Returns | No. | Yards | Avg. | Long | TD |
|------------------|-----------|------------|------------|-----------|----------|
| Jon Arnett | 18 | 223 | 12.4 | 58 | 0 |
| Ron Waller | 13 | 7 | 0.5 | 5 | 0 |
| Jack Morris | 8 | 9 | 1.1 | 9 | 0 |
| Will Sherman | 1 | 0 | 0.0 | 0 | 0 |
| Roy Wilkins | 1 | 0 | 0.0 | 0 | 0 |
| Rams | 41 | 239 | 5.8 | 58 | 0 |
| Opponents | 33 | 143 | 4.3 | 28 | 0 |

| Kickoff Returns | No. | Yards | Avg. | Long | TD |
|------------------|-----------|--------------|-------------|-------------|----------|
| Jon Arnett | 16 | 331 | 20.7 | 32 | 0 |
| Tommy Wilson | 16 | 324 | 20.3 | 30 | 0 |
| Ron Waller | 7 | 120 | 17.1 | 23 | 0 |
| Jack Morris | 2 | 37 | 18.5 | 23 | 0 |
| Bob Fry | 2 | 23 | 11.5 | 14 | 0 |
| Rams | 43 | 835 | 19.4 | 32 | 0 |
| Opponents | 53 | 1,116 | 21.1 | 104t | 1 |



1957 (6-6) 4th, Western Conf - Sid Gillman



| Date | W/L | Score | Opponent | Attend. |
|------------------|-----|-------|------------------|-----------|
| 9/29 | W | 17-13 | Philadelphia | (62,506) |
| 10/6 | L | 20-23 | at San Francisco | (59,637) |
| 10/13 | L | 7-10 | at Detroit | (55,914) |
| 10/20 | L | 26-34 | at Chicago Bears | (47,337) |
| 10/27 | W | 35-17 | Detroit | (77,314) |
| 11/3 | L | 10-16 | Chicago Bears | (80,456) |
| 11/10 | W | 37-24 | San Francisco | (102,368) |
| 11/17 | W | 31-27 | at Green Bay | (19,540) |
| 11/24 | L | 31-45 | at Cleveland | (65,407) |
| 12/1 | L | 14-31 | at Baltimore | (52,060) |
| 12/8 | W | 42-17 | Green Bay | (70,572) |
| 12/15 | W | 37-21 | Baltimore | (52,560) |
| Total Attendance | | | | (756,575) |

| | Rams | OPP |
|---------------------------|----------------|----------------|
| First Downs | 235 | 216 |
| Rushing | 112 | 96 |
| Passing | 104 | 101 |
| Penalty | 19 | 19 |
| Total Net Yards | 4,143 | 3,725 |
| Avg./Game | 345.3 | 310.4 |
| Total Plays | 845 | 828 |
| Avg./Play | 4.9 | 4.5 |
| Net Yards Rushing | 2,142 | 1,845 |
| Avg./Game | 178.5 | 153.8 |
| Total Rushes | 474 | 440 |
| Net Yards Passing | 2,001 | 1,880 |
| Avg./Game | 166.8 | 156.7 |
| Sacked-Yds. Lost | n/a-255 | n/a-306 |
| Gross Yards | 2,256 | 2,186 |
| Att-Comp-Int | 296-144-23 | 301-153-14 |
| Comp. % | 48.6 | 50.8 |
| Punts/Avg. | 56-44.4 | 61-40.2 |
| Penalties/Yards | 60-580 | 49-516 |
| Fumbles/ Ball Lost | 24-14 | 24-11 |
| Touchdowns | 39 | 33 |
| Rushing | 15 | 15 |
| Passing | 21 | 15 |
| Returns | 3 | 3 |

| Scoring | TD | Ru | Pa | Rt | PAT | FG | S | Pts. |
|-------------------|-----------|-----------|-----------|----------|--------------|--------------|----------|------------|
| Paige Cothren | 0 | 0 | 0 | 0 | 38-39 | 11-19 | 0 | 71 |
| Elroy Hirsch | 6 | 0 | 6 | 0 | 0-0 | 0-0 | 0 | 36 |
| Jon Arnett | 6 | 2 | 3 | 1 | 0-0 | 0-0 | 0 | 36 |
| Joe Marconi | 4 | 3 | 1 | 0 | 0-0 | 0-0 | 0 | 24 |
| Norm Van Brocklin | 4 | 4 | 0 | 0 | 0-0 | 0-0 | 0 | 24 |
| Leon Clarke | 4 | 0 | 4 | 0 | 0-0 | 0-0 | 0 | 24 |
| Tommy Wilson | 4 | 3 | 1 | 0 | 0-0 | 0-0 | 0 | 24 |
| Tank Younger | 3 | 3 | 0 | 0 | 0-0 | 0-0 | 0 | 18 |
| Bob Boyd | 3 | 0 | 3 | 0 | 0-0 | 0-0 | 0 | 18 |
| Lamar Lundy | 3 | 0 | 3 | 0 | 0-0 | 0-0 | 0 | 18 |
| Dick Daugherty | 1 | 0 | 0 | 1 | 0-0 | 0-0 | 0 | 6 |
| Art Hauser | 1 | 0 | 0 | 1 | 0-0 | 0-0 | 0 | 6 |
| Rams | 39 | 15 | 21 | 3 | 38-39 | 11-19 | 1 | 307 |
| Opponents | 33 | 15 | 15 | 3 | 33-33 | 15-26 | 1 | 278 |

| | No. | Yards | Avg. | Long | TD |
|-------------------|------------|--------------|------------|------------|-----------|
| Rushing | | | | | |
| Tommy Wilson | 127 | 616 | 4.9 | 46 | 3 |
| Joe Marconi | 104 | 481 | 4.6 | 31 | 3 |
| Tank Younger | 96 | 401 | 4.2 | 29 | 3 |
| Jon Arnett | 86 | 347 | 4.0 | 68 | 2 |
| Ron Waller | 48 | 292 | 6.1 | 76 | 0 |
| Elroy Hirsch | 1 | 8 | 8.0 | 8 | 0 |
| Billy Wade | 1 | 5 | 5.0 | 5 | 0 |
| Norm Van Brocklin | 10 | -4 | -0.4 | 3 | 4 |
| Leon Clarke | 1 | -4 | -4.0 | -4 | 0 |
| Rams | 474 | 2,142 | 4.5 | 76 | 15 |
| Opponents | 440 | 1,845 | 4.2 | n/a | 15 |

| | No. | Yards | Avg. | Long | TD |
|------------------|------------|--------------|-------------|------------|-----------|
| Receiving | | | | | |
| Elroy Hirsch | 32 | 477 | 14.9 | 45 | 6 |
| Bob Boyd | 29 | 534 | 18.4 | 51 | 3 |
| Leon Clarke | 23 | 442 | 19.2 | 70t | 4 |
| Jon Arnett | 18 | 322 | 17.9 | 66t | 3 |
| Joe Marconi | 16 | 171 | 10.7 | 61t | 1 |
| Tank Younger | 8 | 61 | 7.6 | 16 | 0 |
| Tommy Wilson | 7 | 95 | 13.6 | 19 | 1 |
| Lamar Lundy | 6 | 114 | 19.0 | 34t | 3 |
| Ron Waller | 5 | 40 | 8.0 | 17 | 0 |
| Rams | 144 | 2,256 | 13.9 | 70t | 21 |
| Opponents | 153 | 2,186 | 14.3 | n/a | 15 |

| | No. | Yards | Avg. | Long | TD |
|----------------------|-----------|------------|-------------|------------|----------|
| Interceptions | | | | | |
| Les Richter | 4 | 60 | 15.0 | 25 | 0 |
| Don Burroughs | 3 | 29 | 9.7 | 24 | 0 |
| Del Shofner | 2 | 27 | 13.5 | 15 | 0 |
| Will Sherman | 1 | 51 | 51.0 | 51 | 0 |
| Dick Daugherty | 1 | 32 | 32.0 | 32t | 1 |
| Jesse Whittenton | 1 | 31 | 31.0 | 31 | 0 |
| Bob Dougherty | 1 | 6 | 6.0 | 6 | 0 |
| Larry Morris | 1 | 0 | 0.0 | 0 | 0 |
| Rams | 14 | 236 | 16.9 | 51 | 1 |
| Opponents | 23 | 381 | 16.6 | 92t | 1 |

| | No. | Yards | Avg. | Long | BIK. |
|-------------------|-----------|--------------|-------------|------------|------------|
| Punting | | | | | |
| Norm Van Brocklin | 54 | 2,392 | 44.3 | 71 | 0 |
| Del Shofner | 2 | 97 | 48.5 | 52 | 0 |
| Rams | 56 | 2,489 | 44.4 | 71 | 0 |
| Opponents | 61 | 2,455 | 40.2 | n/a | n/a |

| | No. | Yards | Avg. | Long | TD |
|---------------------|-----------|------------|------------|-----------|----------|
| Punt Returns | | | | | |
| Ron Waller | 16 | 33 | 2.1 | 24 | 0 |
| Jon Arnett | 14 | 85 | 6.1 | 22 | 0 |
| Corky Taylor | 3 | 41 | 13.7 | 28 | 0 |
| Tommy Wilson | 1 | 28 | 28.0 | 28 | 0 |
| Don Burroughs | 1 | 11 | 11.0 | 11 | 0 |
| Will Sherman | 1 | 0 | 0.0 | 0 | 0 |
| Rams | 36 | 198 | 5.5 | 28 | 0 |
| Opponents | 37 | 229 | 6.2 | 48 | 0 |

| | No. | Yards | Avg. | Long | TD |
|------------------------|-----------|--------------|-------------|------------|----------|
| Kickoff Returns | | | | | |
| Jon Arnett | 18 | 504 | 28.0 | 98t | 1 |
| Ron Waller | 13 | 289 | 22.2 | 46 | 0 |
| Tommy Wilson | 11 | 290 | 26.4 | 35 | 0 |
| Jack Pardee | 3 | 21 | 7.0 | 15 | 0 |
| Duane Putnam | 2 | 11 | 5.5 | 11 | 0 |
| Corky Taylor | 1 | 35 | 35.0 | 35 | 0 |
| Lamar Lundy | 1 | 0 | 0.0 | 0 | 0 |
| Rams | 49 | 1,150 | 23.5 | 98t | 1 |
| Opponents | 53 | 1,268 | 23.9 | 99t | 1 |

| Passing | Att. | Comp. | Yards | Pct. | Yards/Att. | TD | TD% | Int. | Int% | Long | Sack/Lost | Rating |
|-------------------|------------|------------|--------------|-------------|-------------|-----------|------------|-----------|------------|------------|----------------|-------------|
| Norm Van Brocklin | 265 | 132 | 2,105 | 49.8 | 7.94 | 20 | 7.5 | 21 | 7.9 | 70t | n/a | 68.8 |
| Billy Wade | 24 | 10 | 116 | 41.7 | 4.83 | 1 | 4.2 | 1 | 4.2 | 35 | n/a | 53.5 |
| Ron Waller | 6 | 2 | 35 | 33.3 | 5.83 | 0 | 0.0 | 0 | 0.0 | 30 | n/a | 54.2 |
| Tank Younger | 1 | 0 | 0 | 0.0 | 0.00 | 0 | 0.0 | 1 | 100.0 | 0 | n/a | 0.0 |
| Rams | 296 | 144 | 2,256 | 48.6 | 6.76 | 21 | 7.1 | 23 | 7.8 | 70 | n/a/255 | 65.7 |
| Opponents | 301 | 153 | 2,186 | 50.8 | 7.26 | 15 | 5.0 | 14 | 4.7 | n/a | n/a/306 | 71.9 |



1956 (4-8) 6th, Western Conf - Sid Gillman



| Date | W/L | Score | Opponent | Attend. |
|------------------|-----|-------|------------------|-----------|
| 9/30 | W | 27-7 | Philadelphia | (54,412) |
| 10/7 | L | 30-33 | at San Francisco | (54,589) |
| 10/14 | L | 21-24 | at Detroit | (56,281) |
| 10/21 | L | 17-42 | at Green Bay | (24,200) |
| 10/28 | L | 17-42 | Detroit | (76,758) |
| 11/4 | L | 24-35 | Chicago Bears | (69,894) |
| 11/11 | W | 30-6 | San Francisco | (69,828) |
| 11/18 | L | 21-30 | at Chicago Bears | (48,102) |
| 11/25 | L | 21-56 | at Baltimore | (40,321) |
| 12/2 | L | 13-30 | at Pittsburgh | (20,450) |
| 12/9 | W | 21-7 | Baltimore | (51,037) |
| 12/16 | W | 49-21 | Green Bay | (45,209) |
| Total Attendance | | | | (611,081) |

| | Rams | OPP |
|---------------------------|----------------|----------------|
| First Downs | 227 | 224 |
| Rushing | 103 | 109 |
| Passing | 111 | 100 |
| Penalty | 13 | 15 |
| Total Net Yards | 4,397 | 4,106 |
| Avg./Game | 366.4 | 342.2 |
| Total Plays | 780 | 841 |
| Avg./Play | 5.2 | 4.9 |
| Net Yards Rushing | 1,978 | 1,944 |
| Avg./Game | 164.8 | 162.0 |
| Total Rushes | 384 | 473 |
| Net Yards Passing | 2,419 | 2,162 |
| Avg./Game | 201.6 | 180.2 |
| Sacked-Yds. Lost | n/a-182 | n/a-212 |
| Gross Yards | 2,601 | 2,374 |
| Att-Comp-Int | 329-170-28 | 290-156-18 |
| Comp. % | 51.7 | 53.8 |
| Punts/Avg. | 48-43.1 | 58-42.0 |
| Penalties/Yards | 57-583 | 62-512 |
| Fumbles/ Ball Lost | 32-18 | 13-8 |
| Touchdowns | 38 | 39 |
| Rushing | 15 | 21 |
| Passing | 18 | 17 |
| Returns | 5 | 1 |

| Scoring | TD | Ru | Pa | Rt | PAT | FG | S | Pts. |
|-------------------|-----------|-----------|-----------|----------|--------------|--------------|----------|------------|
| Les Richter | 0 | 0 | 0 | 0 | 36-38 | 8-15 | 0 | 60 |
| Bob Boyd | 7 | 0 | 7 | 0 | 0-0 | 0-0 | 0 | 42 |
| Joe Marconi | 7 | 7 | 0 | 0 | 0-0 | 0-0 | 0 | 42 |
| Elroy Hirsch | 6 | 0 | 6 | 0 | 0-0 | 0-0 | 0 | 36 |
| Leon Clarke | 4 | 0 | 4 | 0 | 0-0 | 0-0 | 0 | 24 |
| Billy Wade | 3 | 3 | 0 | 0 | 0-0 | 0-0 | 0 | 18 |
| Tank Younger | 3 | 3 | 0 | 0 | 0-0 | 0-0 | 0 | 18 |
| Will Sherman | 2 | 0 | 0 | 2 | 0-0 | 0-0 | 0 | 12 |
| Bud McFadin | 1 | 0 | 0 | 1 | 0-0 | 1-4 | 0 | 9 |
| Bob Carey | 1 | 0 | 1 | 0 | 0-0 | 0-0 | 0 | 6 |
| Norm Van Brocklin | 1 | 1 | 0 | 0 | 0-0 | 0-0 | 0 | 6 |
| Ron Waller | 1 | 1 | 0 | 0 | 0-0 | 0-0 | 0 | 6 |
| Tommy Wilson | 1 | 0 | 0 | 1 | 0-0 | 0-0 | 0 | 6 |
| Jesse Whittenton | 1 | 0 | 0 | 1 | 0-0 | 0-0 | 0 | 6 |
| Rams | 38 | 15 | 18 | 5 | 36-38 | 9-19 | 0 | 291 |
| Opponents | 39 | 21 | 17 | 1 | 37-39 | 12-20 | 0 | 307 |

| Rushing | No. | Yards | Avg. | Long | TD |
|-------------------|------------|--------------|------------|------------|-----------|
| Ron Waller | 83 | 543 | 6.5 | 46 | 1 |
| Tank Younger | 114 | 518 | 4.5 | 33 | 3 |
| Tommy Wilson | 64 | 470 | 7.3 | 46 | 0 |
| Joe Marconi | 75 | 298 | 4.0 | 23 | 7 |
| Billy Wade | 26 | 93 | 3.6 | 33 | 3 |
| Brad Myers | 6 | 33 | 5.5 | 12 | 0 |
| Rudy Bukich | 1 | 8 | 8.0 | 8 | 0 |
| Norm Van Brocklin | 4 | 1 | 0.3 | 1 | 1 |
| Bob Boyd | 1 | -7 | -7.0 | 7 | 0 |
| Rams | 384 | 1,978 | 5.2 | 46 | 15 |
| Opponents | 473 | 1,944 | 4.1 | n/a | 21 |

| Receiving | No. | Yards | Avg. | Long | TD |
|------------------|------------|--------------|-------------|------------|-----------|
| Leon Clarke | 36 | 650 | 18.1 | 60t | 4 |
| Elroy Hirsch | 35 | 603 | 17.2 | 76t | 6 |
| Bob Boyd | 30 | 586 | 19.5 | 61t | 7 |
| Tank Younger | 18 | 268 | 14.9 | 54 | 0 |
| Joe Marconi | 12 | 70 | 5.8 | 31 | 0 |
| Ron Miller | 11 | 129 | 11.7 | 21 | 0 |
| Ron Waller | 9 | 76 | 8.4 | 16 | 0 |
| Tommy Wilson | 6 | 86 | 14.3 | 34 | 0 |
| Bob Carey | 5 | 60 | 12.0 | 18 | 1 |
| Tom Fears | 5 | 49 | 9.8 | 18 | 0 |
| Rams | 170 | 2,419 | 14.2 | 76 | 18 |
| Opponents | 156 | 2,374 | 15.2 | n/a | 17 |

| Interceptions | No. | Yards | Avg. | Long | TD |
|------------------|-----------|------------|-------------|------------|----------|
| Will Sherman | 4 | 122 | 30.5 | 95t | 1 |
| Jim Cason | 4 | 63 | 15.8 | 29 | 0 |
| Jesse Whittenton | 3 | 83 | 27.7 | 32 | 1 |
| Hugh Pitts | 3 | 22 | 7.3 | 16 | 0 |
| Don Burroughs | 2 | 9 | 4.5 | 9 | 0 |
| Sid Fournet | 1 | 29 | 29.0 | 29 | 0 |
| Rex Shiver | 1 | 0 | 0.0 | 0 | 0 |
| Rams | 18 | 328 | 18.2 | 95t | 2 |
| Opponents | 28 | 331 | 11.8 | 65 | 0 |

| Punting | No. | Yards | Avg. | Long | Blk. |
|-------------------|-----------|--------------|-------------|------------|------------|
| Norm Van Brocklin | 48 | 2,070 | 43.1 | 72 | 0 |
| Rams | 48 | 2,070 | 43.1 | 72 | 0 |
| Opponents | 58 | 2,435 | 42.0 | n/a | n/a |

| Punt Returns | No. | Yards | Avg. | Long | TD |
|------------------|-----------|------------|-------------|------------|----------|
| Will Sherman | 12 | 100 | 8.3 | 76t | 1 |
| Ron Waller | 14 | 65 | 4.6 | 15 | 0 |
| Jesse Whittenton | 10 | 21 | 2.1 | 10 | 0 |
| Skeets Quinlan | 4 | 41 | 10.3 | n/a | 0 |
| Tommy Wilson | 2 | 0 | 0.0 | 0 | 0 |
| Brad Myers | 1 | 26 | 26.0 | 26 | 0 |
| Rams | 43 | 253 | 5.9 | 76t | 1 |
| Opponents | 31 | 342 | 11.0 | 59 | 0 |

| Kickoff Returns | No. | Yards | Avg. | Long | TD |
|------------------|-----------|--------------|-------------|-------------|----------|
| Tommy Wilson | 15 | 477 | 31.8 | 103t | 1 |
| Ron Waller | 11 | 276 | 25.1 | 40 | 0 |
| Jesse Whittenton | 4 | 85 | 21.3 | 27 | 0 |
| Bob Boyd | 4 | 62 | 15.5 | 23 | 0 |
| Brad Myers | 3 | 57 | 19.0 | 21 | 0 |
| Skeets Quinlan | 3 | 37 | 12.3 | n/a | 0 |
| Charlie Toogood | 1 | 13 | 13.0 | 13 | 0 |
| Les Richter | 1 | 4 | 4.0 | 4 | 0 |
| Ken Panfil | 1 | 0 | 0.0 | 0 | 0 |
| Duane Putnam | 1 | 0 | 0.0 | 0 | 0 |
| Rams | 44 | 1,011 | 23.0 | 103t | 1 |
| Opponents | 52 | 1,068 | 20.5 | 100t | 1 |

| Passing | Att. | Comp. | Yards | Pct. | Yards/Att. | TD | TD% | Int. | Int% | Long | Sack/Lost | Rating |
|-------------------|------------|------------|--------------|-------------|-------------|-----------|------------|-----------|------------|------------|----------------|-------------|
| Billy Wade | 178 | 91 | 1,461 | 51.1 | 8.21 | 10 | 5.6 | 13 | 7.3 | 76t | n/a | 67.2 |
| Norm Van Brocklin | 124 | 68 | 966 | 54.8 | 7.79 | 7 | 5.6 | 12 | 9.7 | 58t | n/a | 59.5 |
| Rudy Bukich | 23 | 10 | 130 | 43.5 | 5.65 | 1 | 4.3 | 3 | 13.0 | 34 | n/a | 36.8 |
| Ron Waller | 3 | 1 | 44 | 33.3 | 14.67 | 0 | 0.0 | 0 | 0.0 | 44 | n/a | 81.9 |
| Tommy Wilson | 1 | 0 | 0 | 0.0 | 0.00 | 0 | 0.0 | 0 | 0.0 | 0 | n/a | 39.6 |
| Rams | 329 | 170 | 2,419 | 51.7 | 7.35 | 18 | 5.5 | 28 | 8.5 | 76t | n/a/182 | 58.6 |
| Opponents | 290 | 156 | 2,374 | 53.8 | 8.18 | 17 | 5.9 | 18 | 6.2 | n/a | n/a/212 | 74.7 |



1955 (8-3-1) 1st, Western Conf - Sid Gillman



| Date | W/L | Score | Opponent | Attend. |
|------------------|-----|-------|------------------|-----------|
| 9/25 | W | 23-14 | at San Francisco | (60,100) |
| 10/2 | W | 27-26 | Pittsburgh | (45,816) |
| 10/9 | W | 17-10 | at Detroit | (54,836) |
| 10/16 | L | 28-30 | at Green Bay | (26,960) |
| 10/23 | W | 24-13 | Detroit | (68,690) |
| 10/30 | L | 20-31 | Chicago Bears | (69,587) |
| 11/6 | W | 27-14 | San Francisco | (85,302) |
| 11/13 | L | 3-24 | at Chicago Bears | (50,187) |
| 11/20 | T | 17-17 | at Baltimore | (41,186) |
| 11/27 | W | 23-21 | at Philadelphia | (31,648) |
| 12/4 | W | 20-14 | Baltimore | (37,024) |
| 12/11 | W | 31-17 | Green Bay | (90,535) |
| 12/26 | L | 14-38 | Cleveland* | (85,693) |
| Total Attendance | | | | (747,564) |

* NFL Championship

| | Rams | OPP |
|---------------------------|----------------|----------------|
| First Downs | 233 | 245 |
| Rushing | 118 | 95 |
| Passing | 103 | 122 |
| Penalty | 12 | 28 |
| Total Net Yards | 4,004 | 3,933 |
| Avg./Game | 333.7 | 327.8 |
| Total Plays | 887 | 847 |
| Avg./Play | 4.3 | 4.6 |
| Net Yards Rushing | 1,943 | 1,624 |
| Avg./Game | 161.9 | 135.3 |
| Total Rushes | 451 | 423 |
| Net Yards Passing | 2,061 | 2,309 |
| Avg./Game | 171.8 | 192.4 |
| Sacked-Yds. Lost | n/a-145 | n/a-209 |
| Gross Yards | 2,206 | 2,518 |
| Att-Comp-Int | 344-175-31 | 351-193-31 |
| Comp. % | 50.9 | 55.0 |
| Punts/Avg. | 60-44.6 | 56-42.4 |
| Penalties/Yards | 64-612 | 50-430 |
| Fumbles/ Ball Lost | 23-10 | 20-15 |
| Touchdowns | 31 | 29 |
| Rushing | 17 | 10 |
| Passing | 9 | 18 |
| Returns | 5 | 1 |

| Scoring | TD | Ru | Pa | Rt | PAT | FG | S | Pts. |
|------------------|-----------|-----------|-----------|----------|---------------|---------------|----------|------------|
| Les Richter | 0 | 0 | 0 | 0 | 30-31 | 13-24 | 0 | 69 |
| Ron Waller | 8 | 7 | 1 | 0 | 0-0 | 0-0 | 0 | 48 |
| Tank Younger | 5 | 5 | 0 | 0 | 0-0 | 0-0 | 0 | 30 |
| Bob Boyd | 3 | 0 | 3 | 0 | 0-0 | 0-0 | 0 | 18 |
| Dan Towler | 3 | 3 | 0 | 0 | 0-0 | 0-0 | 0 | 18 |
| Elroy Hirsch | 2 | 0 | 2 | 0 | 0-0 | 0-0 | 0 | 12 |
| Tom Fears | 2 | 0 | 2 | 0 | 0-0 | 0-3 | 0 | 12 |
| Andy Robustelli | 2 | 0 | 0 | 2 | 0-0 | 0-0 | 0 | 12 |
| Corky Taylor | 2 | 0 | 1 | 1 | 0-0 | 0-0 | 0 | 12 |
| Skeets Quinlan | 1 | 0 | 0 | 1 | 0-0 | 0-0 | 0 | 6 |
| Larry Morris | 1 | 1 | 0 | 0 | 0-0 | 0-0 | 0 | 6 |
| Tom McCormick | 1 | 1 | 0 | 0 | 0-0 | 0-0 | 0 | 6 |
| Jim Cason | 1 | 0 | 0 | 1 | 0-0 | 0-0 | 0 | 6 |
| Bud McFadin | 0 | 0 | 0 | 0 | 0-0 | 1-5 | 0 | 3 |
| Bob Griffin | 0 | 0 | 0 | 0 | 0-0 | 0-0 | 1 | 2 |
| Rams | 31 | 17 | 9 | 5 | 30-31 | 14-32 | 1 | 258 |
| Opponents | 29 | 10 | 18 | 1 | 27-n/a | 10-n/a | 0 | 231 |

| Passing | Att. | Comp. | Yards | Pct. | Yards/Att. |
|-------------------|------------|------------|--------------|-------------|-------------|
| Norm Van Brocklin | 272 | 144 | 1,890 | 52.9 | 6.95 |
| Billy Wade | 71 | 31 | 316 | 43.7 | 4.45 |
| Ron Waller | 1 | 0 | 0 | 0.0 | 0.00 |
| Rams | 344 | 175 | 2,206 | 50.9 | 5.99 |
| Opponents | 351 | 193 | 2,518 | 55.0 | 7.17 |

| Rushing | No. | Yards | Avg. | Long | TD |
|-------------------|------------|--------------|------------|------------|-----------|
| Ron Waller | 151 | 716 | 4.7 | 55 | 7 |
| Tank Younger | 138 | 644 | 4.7 | 54 | 5 |
| Larry Morris | 40 | 148 | 3.7 | 22 | 1 |
| Dan Towler | 43 | 137 | 3.2 | 14 | 3 |
| Corky Taylor | 26 | 95 | 3.7 | 13 | 0 |
| Skeets Quinlan | 15 | 70 | 4.7 | 12 | 0 |
| Tom McCormick | 16 | 66 | 4.1 | 14 | 1 |
| Billy Wade | 11 | 43 | 3.9 | 14 | 0 |
| Norm Van Brocklin | 11 | 24 | 2.2 | 9 | 0 |
| Rams | 451 | 1,943 | 4.3 | 55 | 17 |
| Opponents | 423 | 1,624 | 3.8 | n/a | 10 |

| Receiving | No. | Yards | Avg. | Long | TD |
|------------------|------------|--------------|-------------|------------|----------|
| Tom Fears | 44 | 569 | 12.9 | 31 | 2 |
| Elroy Hirsch | 25 | 460 | 18.4 | 72t | 2 |
| Ron Waller | 24 | 228 | 9.5 | 30 | 1 |
| Bob Boyd | 22 | 383 | 17.4 | 74t | 3 |
| Skeets Quinlan | 19 | 245 | 12.9 | 46 | 0 |
| Woodley Lewis | 19 | 199 | 10.5 | 19 | 0 |
| Corky Taylor | 7 | 47 | 6.7 | 17 | 1 |
| Tank Younger | 6 | 51 | 8.5 | 13 | 0 |
| Dan Towler | 6 | 25 | 4.2 | 11 | 0 |
| Tom McCormick | 3 | -1 | 0.3 | 4 | 0 |
| Rams | 175 | 2,206 | 11.8 | 74t | 9 |
| Opponents | 193 | 2,518 | 13.0 | n/a | 9 |

| Interceptions | No. | Yards | Avg. | Long | TD |
|------------------|-----------|------------|-------------|------------|----------|
| Will Sherman | 11 | 101 | 9.2 | 36 | 0 |
| Don Burroughs | 9 | 103 | 11.4 | 34 | 0 |
| Jim Cason | 5 | 41 | 8.2 | 25t | 1 |
| Corky Taylor | 2 | 55 | 27.5 | 55t | 1 |
| Les Richter | 2 | 23 | 11.5 | 20 | 0 |
| Bob Griffin | 1 | 20 | 20.0 | 20 | 0 |
| Andy Robustelli | 1 | 10 | 10.0 | 10t | 1 |
| Rams | 31 | 353 | 11.4 | 55t | 3 |
| Opponents | 18 | 338 | 18.8 | 63 | 0 |

| Punting | No. | Yards | Avg. | Long | Blk. |
|-------------------|-----------|--------------|-------------|------------|------------|
| Norm Van Brocklin | 60 | 2,676 | 44.6 | 61 | 0 |
| Rams | 60 | 2,676 | 44.6 | 61 | 0 |
| Opponents | 56 | 2,373 | 42.4 | n/a | n/a |

| Punt Returns | No. | Yards | Avg. | Long | TD |
|------------------|-----------|------------|------------|------------|----------|
| Woodley Lewis | 29 | 105 | 3.6 | 22 | 0 |
| Ron Waller | 14 | 60 | 4.3 | 21 | 0 |
| Skeets Quinlan | 1 | 55 | 55.0 | 55t | 1 |
| Jack Ellena | 0 | 9 | 9.0 | 9 | 0 |
| Rams | 44 | 229 | 5.2 | 55t | 1 |
| Opponents | 41 | 264 | 6.4 | 40 | 0 |

| Kickoff Returns | No. | Yards | Avg. | Long | TD |
|------------------|-----------|--------------|-------------|-----------|----------|
| Woodley Lewis | 20 | 450 | 22.5 | 32 | 0 |
| Ron Waller | 17 | 461 | 27.1 | 39 | 0 |
| Tom McCormick | 2 | 42 | 21.0 | 23 | 0 |
| Gene Lipscomb | 2 | 32 | 16.0 | 17 | 0 |
| Art Hauser | 2 | 17 | 8.5 | 17 | 0 |
| Charlie Toogood | 1 | 11 | 11.0 | 11 | 0 |
| Rams | 44 | 1,013 | 23.0 | 39 | 0 |
| Opponents | 35 | 690 | 19.7 | 42 | 0 |

| TD | TD% | Int. | Int% | Long | Sack/Lost | Rating |
|-----------|------------|-----------|------------|------------|----------------|-------------|
| 8 | 3.1 | 15 | 5.7 | 74t | n/a | 64.3 |
| 1 | 1.4 | 3 | 4.2 | 20 | n/a | 44.1 |
| 0 | 0.0 | 0 | 0.0 | 25 | n/a | 39.6 |
| 9 | 2.6 | 18 | 5.2 | 74t | n/a/145 | 58.1 |
| 18 | 2.6 | 31 | 8.8 | n/a | n/a/209 | 49.5 |



1954 (6-5-1) 4th, Western Conf - H. Pool



| Date | W/L | Score | Opponent | Attend. |
|------------------|-----|-------|--------------------|-----------|
| 9/26 | W | 48-0 | at Baltimore | (36,215) |
| 10/3 | T | 24-24 | San Francisco | (93,621) |
| 10/10 | L | 3-21 | at Detroit | (55,008) |
| 10/17 | L | 17-35 | at Green Bay | (17,465) |
| 10/24 | W | 42-38 | Chicago Bears | (48,204) |
| 10/31 | L | 24-27 | Detroit | (74,315) |
| 11/7 | W | 42-34 | at San Francisco | (58,958) |
| 11/14 | W | 28-17 | Chicago Cardinals | (40,786) |
| 11/21 | W | 17-16 | at New York Giants | (27,077) |
| 11/28 | L | 13-24 | at Chicago Bears | (32,338) |
| 12/4 | L | 21-22 | Baltimore | (30,821) |
| 12/12 | W | 35-27 | Green Bay | (38,839) |
| Total Attendance | | | | (553,647) |

| | Rams | OPP |
|---------------------------|----------------|----------------|
| First Downs | 255 | 240 |
| Rushing | 115 | 92 |
| Passing | 125 | 129 |
| Penalty | 15 | 19 |
| Total Net Yards | 5,187 | 4,182 |
| Avg./Game | 432.3 | 348.5 |
| Total Plays | 813 | 845 |
| Avg./Play | 6.4 | 4.9 |
| Net Yards Rushing | 2,140 | 1,615 |
| Avg./Game | 178.3 | 134.6 |
| Total Rushes | 432 | 368 |
| Net Yards Passing | 3,047 | 2,567 |
| Avg./Game | 253.9 | 213.9 |
| Sacked-Yds. Lost | n/a-133 | n/a-130 |
| Gross Yards | 3,180 | 2,697 |
| Att-Comp-Int | 321-171-23 | 393-219-23 |
| Comp. % | 53.3 | 55.7 |
| Punts/Avg. | 44-42.6 | 58-43.0 |
| Penalties/Yards | 77-757 | 63-605 |
| Fumbles/ Ball Lost | 27-18 | 18-6 |
| Touchdowns | 41 | 34 |
| Rushing | 24 | 14 |
| Passing | 15 | 16 |
| Returns | 2 | 4 |

| Scoring | TD | Ru | Pa | Rt | PAT | FG | S | Pts. |
|------------------|-----------|-----------|-----------|----------|--------------|--------------|----------|------------|
| Dan Towler | 11 | 11 | 0 | 0 | 0-0 | 0-0 | 0 | 66 |
| Les Richter | 0 | 0 | 0 | 0 | 38-38 | 8-15 | 0 | 62 |
| Tank Younger | 8 | 8 | 0 | 0 | 0-0 | 0-0 | 0 | 48 |
| Bob Boyd | 6 | 0 | 6 | 0 | 0-0 | 0-0 | 0 | 36 |
| Skeets Quinlan | 6 | 4 | 2 | 0 | 0-0 | 0-0 | 0 | 36 |
| Tom Fears | 3 | 0 | 3 | 0 | 1-1 | 0-0 | 0 | 19 |
| Elroy Hirsch | 3 | 0 | 3 | 0 | 0-0 | 0-0 | 0 | 18 |
| Jack Dwyer | 1 | 0 | 0 | 1 | 0-0 | 0-0 | 0 | 6 |
| Woodley Lewis | 1 | 0 | 0 | 1 | 0-0 | 0-0 | 0 | 6 |
| Andy Robustelli | 1 | 0 | 1 | 0 | 0-0 | 0-0 | 0 | 6 |
| Billy Wade | 1 | 1 | 0 | 0 | 0-0 | 0-0 | 0 | 6 |
| Bob Carey | 0 | 0 | 0 | 0 | 2-2 | 1-1 | 0 | 5 |
| Rams | 41 | 24 | 15 | 2 | 41-41 | 9-16 | 0 | 314 |
| Opponents | 34 | 14 | 16 | 4 | 33-34 | 16-26 | 0 | 285 |

| Rushing | No. | Yards | Avg. | Long | TD |
|-------------------|------------|--------------|------------|------------|-----------|
| Tank Younger | 91 | 610 | 6.7 | 75t | 8 |
| Dan Towler | 149 | 599 | 4.0 | 24 | 11 |
| Skeets Quinlan | 82 | 490 | 6.0 | 35 | 4 |
| Billy Wade | 28 | 190 | 6.8 | 35 | 1 |
| Tom McCormick | 48 | 173 | 3.6 | 16 | 0 |
| Woodley Lewis | 26 | 72 | 2.8 | 18 | 0 |
| Tom Fears | 1 | 10 | 10.0 | 10 | 0 |
| Elroy Hirsch | 1 | 6 | 6.0 | 6 | 0 |
| Norm Van Brocklin | 6 | -10 | -1.7 | 5 | 0 |
| Rams | 432 | 2,140 | 5.0 | 75t | 24 |
| Opponents | 368 | 1,615 | 4.4 | n/a | 14 |

| Receiving | No. | Yards | Avg. | Long | TD |
|------------------|------------|--------------|-------------|------------|-----------|
| Bob Boyd | 53 | 1,212 | 22.9 | 80t | 6 |
| Tom Fears | 36 | 546 | 15.2 | 43 | 3 |
| Elroy Hirsch | 35 | 720 | 20.6 | 66 | 3 |
| Skeets Quinlan | 18 | 324 | 18.0 | 80t | 2 |
| Dan Towler | 10 | 127 | 12.7 | 36 | 0 |
| Tank Younger | 8 | 76 | 9.5 | 21 | 0 |
| Bob Carey | 5 | 49 | 9.8 | 13 | 0 |
| Tom McCormick | 3 | 58 | 19.3 | 31 | 0 |
| Woodley Lewis | 2 | 19 | 9.5 | 12 | 0 |
| Andy Robustelli | 1 | 49 | 49.0 | 49t | 1 |
| Rams | 171 | 3,180 | 17.8 | 80t | 15 |
| Opponents | 219 | 2,697 | 11.7 | n/a | 16 |

| Interceptions | No. | Yards | Avg. | Long | TD |
|------------------|-----------|------------|-------------|------------|----------|
| Will Sherman | 6 | 70 | 11.7 | 28 | 0 |
| Don Doll | 5 | 51 | 10.2 | 26 | 0 |
| Jack Dwyer | 4 | 90 | 22.5 | 76t | 1 |
| Ed Hughes | 2 | 24 | 12.0 | 24 | 0 |
| Les Richter | 1 | 24 | 24.0 | 24 | 0 |
| Elroy Hirsch | 1 | 12 | 12.0 | 12 | 0 |
| Charlie Toogood | 1 | 3 | 3.0 | 3 | 0 |
| Hall Haynes | 1 | 0 | 0.0 | 0 | 0 |
| Paul Miller | 1 | 0 | 0.0 | 0 | 0 |
| Stan West | 1 | 0 | 0.0 | 0 | 0 |
| Rams | 23 | 274 | 11.9 | 76 | 1 |
| Opponents | 23 | 293 | 12.7 | 34t | 1 |

| Punting | No. | Yards | Avg. | Long | Bik. |
|-------------------|-----------|--------------|-------------|------------|------------|
| Norm Van Brocklin | 44 | 1,874 | 42.6 | 61 | 0 |
| Rams | 44 | 1,874 | 42.6 | 61 | 0 |
| Opponents | 58 | 2,492 | 43.0 | n/a | n/a |

| Punt Returns | No. | Yards | Avg. | Long | TD |
|------------------|-----------|------------|-------------|-----------|----------|
| Woodley Lewis | 22 | 82 | 3.7 | 16 | 0 |
| Tom McCormick | 7 | 8 | 1.1 | 5 | 0 |
| Will Sherman | 6 | 89 | 14.8 | 50 | 0 |
| Jack Dwyer | 6 | 18 | 3.0 | 7 | 0 |
| Skeets Quinlan | 1 | 4 | 4.0 | 4 | 0 |
| Don Doll | 1 | 0 | 0.0 | 0 | 0 |
| Ed Hughes | 1 | 0 | 0.0 | 0 | 0 |
| Rams | 44 | 201 | 4.6 | 50 | 0 |
| Opponents | 32 | 373 | 11.7 | 50 | 0 |

| Kickoff Returns | No. | Yards | Avg. | Long | TD |
|------------------|-----------|-------------|-------------|------------|----------|
| Woodley Lewis | 34 | 836 | 24.6 | 88t | 1 |
| Will Sherman | 6 | 130 | 21.7 | 38 | 0 |
| Skeets Quinlan | 4 | 69 | 17.3 | 23 | 0 |
| Jack Dwyer | 3 | 65 | 21.7 | 33 | 0 |
| Tom McCormick | 3 | 49 | 16.3 | 22 | 0 |
| Tom Dahms | 2 | 23 | 11.5 | 15 | 0 |
| Duane Putnam | 1 | 13 | 13.0 | 13 | 0 |
| Charlie Toogood | 1 | 11 | 11.0 | 11 | 0 |
| Gene Lipscomb | 1 | 6 | 6.0 | 6 | 0 |
| Andy Robustelli | 1 | 0 | 0.0 | 0 | 0 |
| Rams | 56 | 1202 | 21.5 | 88t | 1 |
| Opponents | 46 | 1058 | 23.0 | 42 | 0 |

| Passing | Att. | Comp. | Yards | Pct. | Yards/Att. | TD | TD% | Int. | Int% | Long | Sack/Lost | Rating |
|-------------------|------------|------------|--------------|-------------|-------------|-----------|------------|-----------|------------|------------|----------------|-------------|
| Norm Van Brocklin | 260 | 139 | 2,637 | 53.5 | 10.14 | 13 | 5.0 | 21 | 8.1 | 80t | n/a | 71.9 |
| Billy Wade | 59 | 31 | 509 | 52.5 | 8.63 | 2 | 3.4 | 1 | 1.7 | 48 | n/a | 86.1 |
| Skeets Quinlan | 2 | 1 | 34 | 50.0 | 17.00 | 0 | 0.0 | 1 | 50.0 | 34 | n/a | 56.3 |
| Rams | 321 | 171 | 3,180 | 53.3 | 9.49 | 15 | 4.7 | 23 | 7.2 | 80t | n/a/133 | 73.5 |
| Opponents | 393 | 219 | 2,697 | 55.7 | 6.86 | 16 | 4.1 | 23 | 5.9 | n/a | n/a/130 | 66.3 |



1953 (8-3-1) 3rd, Western Conf - H. Pool



| Date | W/L | Score | Opponent | Attend. |
|------------------|-----|-------|----------------------|-----------|
| 9/27 | W | 21-7 | New York | (49,579) |
| 10/4 | L | 30-31 | at San Francisco | (43,922) |
| 10/11 | W | 38-20 | at Green Bay | (23,353) |
| 10/18 | W | 31-19 | at Detroit | (55,772) |
| 10/25 | W | 38-24 | Chicago Bears | (49,546) |
| 11/1 | W | 37-34 | Detroit | (93,751) |
| 11/8 | L | 27-31 | San Francisco | (85,865) |
| 11/15 | T | 24-24 | at Chicago Cardinals | (26,674) |
| 11/22 | W | 21-13 | at Baltimore | (27,268) |
| 11/29 | L | 21-24 | at Chicago Bears | (31,626) |
| 12/5 | W | 45-2 | Baltimore | (26,656) |
| 12/12 | W | 33-17 | Green Bay | (23,069) |
| Total Attendance | | | | (537,081) |

| | Rams | OPP |
|---------------------------|----------------|----------------|
| First Downs | 214 | 194 |
| Rushing | 105 | 91 |
| Passing | 104 | 92 |
| Penalty | 5 | 11 |
| Total Net Yards | 4,713 | 3,452 |
| Avg./Game | 392.8 | 287.7 |
| Total Plays | 835 | 839 |
| Avg./Play | 5.6 | 4.1 |
| Net Yards Rushing | 2,148 | 1,570 |
| Avg./Game | 179.0 | 130.8 |
| Total Rushes | 426 | 375 |
| Net Yards Passing | 2,565 | 1,882 |
| Avg./Game | 213.8 | 156.8 |
| Sacked-Yds. Lost | n/a-107 | n/a-299 |
| Gross Yards | 2,672 | 2,281 |
| Att-Comp-Int | 324-173-18 | 366-161-30 |
| Comp. % | 53.4 | 44.0 |
| Punts/Avg. | 60-42.2 | 75-40.5 |
| Penalties/Yards | 73-597 | 51-465 |
| Fumbles/ Ball Lost | 32-22 | 22-13 |
| Touchdowns | 48 | 29 |
| Rushing | 23 | 10 |
| Passing | 19 | 15 |
| Returns | 6 | 4 |

| Scoring | TD | Ru | Pa | Rt | PAT | FG | S | Pts. |
|------------------|-----------|-----------|-----------|----------|--------------|--------------|----------|------------|
| Ben Agajanian | 0 | 0 | 0 | 0 | 36-37 | 10-24 | 0 | 66 |
| Tank Younger | 9 | 8 | 1 | 0 | 0-0 | 0-0 | 0 | 54 |
| Dan Towler | 8 | 7 | 1 | 0 | 0-0 | 0-0 | 0 | 48 |
| Skeets Quinlan | 6 | 4 | 2 | 0 | 0-0 | 0-0 | 0 | 36 |
| Tom Fears | 4 | 0 | 4 | 0 | 5-6 | 1-1 | 0 | 32 |
| Elroy Hirsch | 4 | 0 | 4 | 0 | 4-5 | 0-0 | 0 | 28 |
| Bob Boyd | 4 | 0 | 4 | 0 | 0-0 | 0-0 | 0 | 24 |
| Brad Myers | 3 | 3 | 0 | 0 | 0-0 | 0-0 | 0 | 18 |
| Vitamin Smith | 3 | 0 | 3 | 0 | 0-0 | 0-0 | 0 | 18 |
| Night Train Lane | 2 | 0 | 0 | 2 | 0-0 | 0-0 | 0 | 12 |
| Woodley Lewis | 2 | 0 | 0 | 2 | 0-0 | 0-0 | 0 | 12 |
| Rudy Bukich | 1 | 1 | 0 | 0 | 0-0 | 0-0 | 0 | 6 |
| Jack Dwyer | 1 | 0 | 0 | 1 | 0-0 | 0-0 | 0 | 6 |
| Herb Rich | 1 | 0 | 0 | 1 | 0-0 | 0-0 | 0 | 6 |
| Rams | 48 | 23 | 19 | 6 | 45-48 | 11-25 | 0 | 366 |
| Opponents | 29 | 10 | 15 | 4 | 27-28 | 11-23 | 1 | 236 |

| Rushing | No. | Yards | Avg. | Long | TD |
|-------------------|------------|--------------|------------|------------|-----------|
| Dan Towler | 152 | 879 | 5.8 | 73 | 7 |
| Skeets Quinlan | 97 | 705 | 7.3 | 74 | 4 |
| Tank Younger | 84 | 350 | 4.2 | 39 | 8 |
| Brad Myers | 40 | 124 | 3.1 | 31 | 3 |
| Tom McCormick | 20 | 29 | 1.5 | 8 | 0 |
| Rudy Bukich | 14 | 28 | 2.0 | 17 | 1 |
| Vitamin Smith | 8 | 26 | 3.3 | 21 | 0 |
| Norm Van Brocklin | 8 | 11 | 1.4 | 6 | 0 |
| Woodley Lewis | 2 | 2 | 1.0 | 5 | 0 |
| Elroy Hirsch | 1 | -6 | -6.0 | -6 | 0 |
| Rams | 426 | 2,148 | 5.0 | 74 | 23 |
| Opponents | 375 | 1,570 | 4.2 | n/a | 10 |

| Receiving | No. | Yards | Avg. | Long | TD |
|------------------|------------|--------------|-------------|------------|-----------|
| Elroy Hirsch | 61 | 941 | 15.4 | 70 | 4 |
| Bob Boyd | 24 | 548 | 22.8 | 70 | 4 |
| Tom Fears | 23 | 278 | 12.1 | 31 | 4 |
| Tank Younger | 20 | 259 | 13.0 | 48 | 1 |
| Skeets Quinlan | 17 | 260 | 15.3 | 59 | 2 |
| Dan Towler | 11 | 125 | 11.4 | 49 | 1 |
| Vitamin Smith | 6 | 151 | 25.2 | 54 | 3 |
| Tom McCormick | 5 | 72 | 14.4 | 20 | 0 |
| Brad Myers | 4 | 13 | 3.3 | 9 | 0 |
| Norb Hecker | 2 | 25 | 12.5 | 16 | 0 |
| Rams | 173 | 2,672 | 15.4 | 70 | 19 |
| Opponents | 161 | 2,281 | 14.3 | n/a | 15 |

| Interceptions | No. | Yards | Avg. | Long | TD |
|------------------|-----------|------------|-------------|------------|----------|
| Norb Hecker | 7 | 91 | 13.0 | 24 | 0 |
| Woodley Lewis | 7 | 87 | 12.4 | 45 | 1 |
| Herb Rich | 3 | 95 | 31.7 | 53 | 1 |
| Don Paul | 3 | 50 | 16.7 | 32 | 0 |
| Night Train Lane | 3 | 9 | 3.0 | 8 | 0 |
| Jack Dwyer | 2 | 31 | 15.5 | 31 | 1 |
| Bob Boyd | 1 | 35 | 35.0 | 35 | 0 |
| Stan West | 1 | 10 | 10.0 | 10 | 0 |
| Harland Svare | 1 | 9 | 9.0 | 9 | 0 |
| Charlie Toogood | 1 | 0 | 0.0 | 0 | 0 |
| Bud McFadin | 1 | 0 | 0.0 | 0 | 0 |
| Rams | 30 | 417 | 13.9 | 53 | 3 |
| Opponents | 18 | 373 | 20.7 | 92t | 2 |

| Punting | No. | Yards | Avg. | Long | Bik. |
|-------------------|-----------|--------------|-------------|------------|------------|
| Norm Van Brocklin | 60 | 2,529 | 42.2 | 57 | 0 |
| Rams | 60 | 2,529 | 42.2 | 57 | 0 |
| Opponents | 75 | 3,036 | 40.5 | n/a | n/a |

| Punt Returns | No. | Yards | Avg. | Long | TD |
|------------------|-----------|------------|------------|-----------|----------|
| Woodley Lewis | 35 | 267 | 7.6 | 78 | 1 |
| Vitamin Smith | 12 | 30 | 2.5 | 21 | 0 |
| Bob Boyd | 5 | 26 | 5.2 | 13 | 0 |
| Tom McCormick | 2 | 2 | 1.0 | 2 | 0 |
| Brad Myers | 1 | 1 | 1.0 | 1 | 0 |
| Rams | 55 | 326 | 5.9 | 78 | 1 |
| Opponents | 45 | 356 | 7.9 | 52 | 0 |

| Kickoff Returns | No. | Yards | Avg. | Long | TD |
|------------------|-----------|--------------|-------------|-----------|----------|
| Woodley Lewis | 32 | 830 | 25.9 | 69 | 0 |
| Tom McCormick | 5 | 134 | 26.8 | 44 | 0 |
| Bob Boyd | 3 | 42 | 14.0 | 21 | 0 |
| Vitamin Smith | 2 | 44 | 22.0 | 26 | 0 |
| Skeets Quinlan | 2 | 38 | 19.0 | 22 | 0 |
| Tank Younger | 1 | 24 | 24.0 | 24 | 0 |
| Charlie Toogood | 1 | 19 | 19.0 | 19 | 0 |
| Leon McFadin | 1 | 5 | 5.0 | 5 | 0 |
| Harry Thompson | 1 | 0 | 0.0 | 0 | 0 |
| Rams | 48 | 1,136 | 23.7 | 69 | 0 |
| Opponents | 59 | 1,600 | 27.1 | 85 | 0 |

| Passing | Att. | Comp. | Yards | Pct. | Yards/Att. | TD | TD% | Int. | Int% | Long | Sack/Lost | Rating |
|-------------------|------------|------------|--------------|-------------|-------------|-----------|------------|-----------|------------|------------|----------------|-------------|
| Norm Van Brocklin | 286 | 156 | 2,393 | 54.5 | 8.37 | 19 | 6.6 | 14 | 4.9 | 70 | n/a | 84.1 |
| Rudy Bukich | 32 | 14 | 169 | 43.8 | 5.28 | 0 | 0.0 | 3 | 9.4 | 30 | n/a | 21.0 |
| Skeets Quinlan | 4 | 2 | 60 | 50.0 | 15.00 | 0 | 0.0 | 1 | 25.0 | 40 | n/a | 56.3 |
| Vitamin Smith | 2 | 1 | 50 | 50.0 | 25.00 | 0 | 0.0 | 0 | 0.0 | 50 | n/a | 95.8 |
| Rams | 324 | 173 | 2,672 | 53.4 | 7.92 | 19 | 5.9 | 18 | 5.6 | 70 | n/a/107 | 77.3 |
| Opponents | 366 | 161 | 2,281 | 44.0 | 6.23 | 15 | 4.1 | 30 | 8.2 | n/a | n/a/399 | 44.2 |



1952 (9-3) 2nd, Western - J. Stydahar (1) H. Pool (11)



| Date | W/L | Score | Opponent | Attend. |
|----------------------|-----|-------|------------------|-----------|
| 9/28 | L | 7-37 | at Cleveland | (57,832) |
| 10/3 | L | 14-17 | Detroit | (42,743) |
| 10/12 | W | 30-28 | at Green Bay | (21,693) |
| 10/19 | L | 16-24 | at Detroit | (40,152) |
| 10/26 | W | 31-7 | Chicago Bears | (43,574) |
| 11/2 | W | 42-20 | Dallas | (30,702) |
| 11/9 | W | 27-6 | at Dallas | (10,000) |
| 11/16 | W | 40-24 | at Chicago Bears | (40,737) |
| 11/23 | W | 35-9 | San Francisco | (77,698) |
| 11/30 | W | 34-21 | at San Francisco | (48,731) |
| 12/7 | W | 45-27 | Green Bay | (49,822) |
| 12/14 | W | 28-14 | Pittsburgh | (74,130) |
| 12/21 | L | 21-31 | at Detroit* | (47,645) |
| Total Attendance | | | | (585,459) |
| * Conference Playoff | | | | |

| | Rams | OPP |
|---------------------------|----------------|----------------|
| First Downs | 205 | 212 |
| Rushing | 92 | 93 |
| Passing | 102 | 97 |
| Penalty | 11 | 22 |
| Total Net Yards | 4,249 | 3,865 |
| Avg./Game | 354.0 | 322.1 |
| Total Plays | 870 | 924 |
| Avg./Play | 4.9 | 4.2 |
| Net Yards Rushing | 1,811 | 1,613 |
| Avg./Game | 150.9 | 134.4 |
| Total Rushes | 411 | 441 |
| Net Yards Passing | 2,438 | 2,252 |
| Avg./Game | 203.1 | 187.7 |
| Sacked-Yds. Lost | n/a-146 | n/a-369 |
| Gross Yards | 2,584 | 2,621 |
| Att-Comp-Int | 329-167-31 | 360-161-38 |
| Comp. % | 50.8 | 44.7 |
| Punts/Avg. | 59-42.8 | 66-42.8 |
| Penalties/Yards | 100-891 | 77-746 |
| Fumbles/ Ball Lost | 32-17 | 26-18 |
| Touchdowns | 45 | 31 |
| Rushing | 18 | 10 |
| Passing | 17 | 18 |
| Returns | 10 | 3 |

| Scoring | TD | Ru | Pa | Rt | PAT | FG | S | Pts. |
|------------------|-----------|-----------|-----------|-----------|--------------|--------------|----------|------------|
| Bob Waterfield | 1 | 1 | 0 | 0 | 44-45 | 11-18 | 0 | 83 |
| Dan Towler | 10 | 10 | 0 | 0 | 0-0 | 0-0 | 0 | 60 |
| Vitamin Smith | 6 | 3 | 3 | 0 | 0-0 | 0-0 | 0 | 36 |
| Tom Fears | 6 | 0 | 6 | 0 | 0-0 | 0-0 | 0 | 36 |
| Elroy Hirsch | 4 | 0 | 4 | 0 | 0-0 | 0-0 | 0 | 24 |
| Skeets Quinlan | 3 | 1 | 2 | 0 | 0-0 | 0-0 | 0 | 18 |
| Bob Carey | 2 | 0 | 1 | 1 | 0-0 | 0-0 | 0 | 12 |
| Woodley Lewis | 2 | 0 | 0 | 2 | 0-0 | 0-0 | 0 | 12 |
| Jack Dwyer | 2 | 0 | 0 | 2 | 0-0 | 0-0 | 0 | 12 |
| Andy Robustelli | 2 | 0 | 0 | 2 | 0-0 | 0-0 | 0 | 12 |
| Night Train Lane | 2 | 0 | 0 | 2 | 0-0 | 0-0 | 0 | 12 |
| Tank Younger | 1 | 1 | 0 | 0 | 0-0 | 0-0 | 0 | 6 |
| Jack Myers | 1 | 1 | 0 | 0 | 0-0 | 0-0 | 0 | 6 |
| Ken Casner | 1 | 0 | 0 | 1 | 0-0 | 0-0 | 0 | 6 |
| Herb Rich | 1 | 0 | 0 | 1 | 0-0 | 0-0 | 0 | 6 |
| Paul Barry | 1 | 0 | 1 | 0 | 0-0 | 0-1 | 0 | 6 |
| Rams | 45 | 18 | 17 | 10 | 44-45 | 11-19 | 0 | 349 |
| Opponents | 31 | 10 | 18 | 3 | 28-29 | 6-16 | 0 | 234 |

| Passing | Att. | Comp. | Yards | Pct. | Yards/Att. | TD | TD% | Int. | Int% | Long | Sack/Lost | Rating |
|-------------------|------------|------------|--------------|-------------|-------------|-----------|------------|-----------|-------------|------------|----------------|-------------|
| Norm Van Brocklin | 205 | 113 | 1,736 | 55.1 | 8.47 | 14 | 6.8 | 17 | 8.3 | 84 | n/a | 71.5 |
| Bob Waterfield | 109 | 51 | 655 | 46.8 | 6.01 | 3 | 2.8 | 11 | 11.0 | 63 | n/a | 35.7 |
| Don Klosterman | 10 | 3 | 47 | 30.0 | 4.70 | 0 | 0.0 | 3 | 30.0 | 30 | n/a | 7.1 |
| Skeets Quinlan | 4 | 0 | 0 | 0.0 | 0.00 | 0 | 0.0 | 0 | 0.0 | 0 | n/a | 39.6 |
| Vitamin Smith | 1 | 0 | 0 | 0.0 | 0.00 | 0 | 0.0 | 0 | 0.0 | 0 | n/a | 39.6 |
| Rams | 329 | 167 | 2,438 | 50.8 | 6.97 | 17 | 5.2 | 31 | 9.4 | 84 | n/a/146 | 53.2 |
| Opponents | 360 | 161 | 2,621 | 44.7 | 7.28 | 18 | 5.0 | 38 | 10.6 | n/a | n/a/369 | 46.8 |

| Rushing | No. | Yards. | Avg. | Long | TD |
|-------------------|------------|--------------|------------|------------|-----------|
| Dan Towler | 156 | 894 | 5.7 | 44 | 10 |
| Tank Younger | 63 | 331 | 5.3 | 38 | 1 |
| Skeets Quinlan | 52 | 224 | 4.3 | 36 | 1 |
| Vitamin Smith | 57 | 133 | 2.3 | 20 | 3 |
| Woodley Lewis | 19 | 114 | 6.0 | 51 | 0 |
| Jack Myers | 27 | 82 | 3.0 | 14 | 1 |
| Jerry Williams | 11 | 65 | 5.9 | 26 | 0 |
| Tom Fears | 1 | 0 | 0.0 | 0 | 0 |
| Paul Barry | 2 | -1 | -0.5 | 4 | 0 |
| Norm Van Brocklin | 7 | -10 | -1.4 | 9 | 0 |
| Bob Waterfield | 9 | -14 | -1.6 | 19 | 1 |
| Don Klosterman | 1 | -9 | -9.0 | -9 | 1 |
| Rams | 411 | 1,811 | 4.4 | 51 | 17 |
| Opponents | 441 | 1,613 | 3.7 | n/a | 10 |

| Receiving | No. | Yards | Avg. | Long | TD |
|------------------|------------|--------------|-------------|------------|-----------|
| Tom Fears | 48 | 600 | 12.5 | 36 | 6 |
| Bob Carey | 36 | 539 | 15.0 | 61 | 1 |
| Elroy Hirsch | 25 | 590 | 23.6 | 84 | 4 |
| Vitamin Smith | 16 | 254 | 15.9 | 56 | 3 |
| Skeets Quinlan | 14 | 265 | 18.9 | 80 | 2 |
| Tank Younger | 12 | 73 | 6.1 | 12 | 0 |
| Dan Towler | 11 | 68 | 6.2 | 13 | 0 |
| Paul Barry | 2 | 43 | 21.5 | 25 | 1 |
| Jack Myers | 2 | 1 | 0.5 | 3 | 0 |
| Bob Waterfield | 1 | 5 | 5.0 | 5 | 0 |
| Rams | 167 | 2,438 | 14.6 | 84 | 17 |
| Opponents | 161 | 2,621 | 16.3 | n/a | 18 |

| Interceptions | No. | Yards | Avg. | Long | TD |
|------------------|-----------|------------|-------------|------------|----------|
| Night Train Lane | 14 | 298 | 21.3 | 80 | 2 |
| Herb Rich | 8 | 201 | 25.1 | 97 | 1 |
| Jack Dwyer | 4 | 48 | 12.0 | 23 | 0 |
| Jerry Williams | 4 | 41 | 10.3 | 22 | 0 |
| Don Paul | 2 | 40 | 20.0 | 30 | 0 |
| Tank Younger | 2 | 0 | 0.0 | 0 | 0 |
| Robert Hecker | 1 | 50 | 50.0 | 50 | 0 |
| Woodley Lewis | 1 | 20 | 20.0 | 20 | 0 |
| Andy Robustelli | 1 | 14 | 14.0 | 14 | 1 |
| Larry Brink | 1 | 0 | 0.0 | 0 | 0 |
| Rams | 38 | 712 | 18.7 | 97 | 4 |
| Opponents | 31 | 518 | 16.7 | 66t | 3 |

| Punting | No. | Yards | Avg. | Long | Bik. |
|-------------------|-----------|--------------|-------------|------------|------------|
| Norm Van Brocklin | 29 | 1,251 | 43.1 | 66 | 0 |
| Bob Waterfield | 30 | 1,275 | 42.5 | 59 | 0 |
| Rams | 59 | 2,526 | 42.8 | 66 | 0 |
| Opponents | 66 | 2,827 | 42.8 | n/a | n/a |

| Punt Returns | No. | Yards | Avg. | Long | TD |
|------------------|-----------|------------|-------------|-----------|----------|
| Woodley Lewis | 19 | 351 | 18.5 | 82 | 2 |
| Skeets Quinlan | 14 | 167 | 11.9 | 38 | 0 |
| Jerry Williams | 1 | 9 | 9.0 | 9 | 0 |
| Dan Towler | 1 | 0 | 0.0 | 0 | 0 |
| Herb Rich | 1 | 0 | 0.0 | 0 | 0 |
| Vitamin Smith | 2 | 0 | 0.0 | 0 | 0 |
| Rams | 38 | 527 | 13.9 | 82 | 2 |
| Opponents | 22 | 178 | 8.1 | 18 | 0 |

| Kickoff Returns | No. | Yards | Avg. | Long | TD |
|------------------|-----------|--------------|-------------|-----------|----------|
| Skeets Quinlan | 17 | 440 | 25.9 | 56 | 0 |
| Woodley Lewis | 16 | 345 | 21.6 | 47 | 0 |
| Vitamin Smith | 5 | 158 | 31.6 | 55 | 0 |
| Dan Towler | 1 | 9 | 9.0 | 9 | 0 |
| Stan West | 1 | 0 | 0.0 | 0 | 0 |
| Rams | 40 | 967 | 24.2 | 56 | 0 |
| Opponents | 48 | 1,149 | 23.9 | 46 | 0 |



1951 (8-4) 1st, Western Conf - Joe Stydahar



| Date | W/L | Score | Opponent | Attend. |
|------------------|-----|-------|---------------------|-----------|
| 9/28 | W | 54-14 | at New York Yankees | (30,315) |
| 10/7 | L | 23-38 | Cleveland | (67,186) |
| 10/14 | W | 27-21 | at Detroit | (50,567) |
| 10/21 | W | 28-0 | at Green Bay | (21,393) |
| 10/28 | L | 17-44 | at San Francisco | (49,538) |
| 11/4 | W | 23-16 | San Francisco | (54,346) |
| 11/11 | W | 45-21 | Chicago Cardinals | (29,995) |
| 11/18 | W | 48-21 | New York Yankees | (34,717) |
| 11/25 | L | 21-31 | at Washington | (26,307) |
| 12/2 | W | 42-17 | at Chicago Bears | (50,286) |
| 12/9 | L | 22-24 | Detroit | (52,937) |
| 12/16 | W | 42-14 | Green Bay | (23,698) |
| 12/23 | W | 24-17 | Cleveland* | (57,522) |
| Total Attendance | | | | (548,807) |

* NFL Championship

| | Rams | OPP |
|---------------------------|----------------|-----------------|
| First Downs | 272 | 231 |
| Rushing | 114 | 125 |
| Passing | 130 | 84 |
| Penalty | 28 | 22 |
| Total Net Yards | 5,409 | 3,879 |
| Avg./Game | 450.8 | 323.3 |
| Total Plays | 925 | 950 |
| Avg./Play | 5.8 | 4.1 |
| Net Yards Rushing | 2,210 | 2,206 |
| Avg./Game | 184.2 | 183.8 |
| Total Rushes | 426 | 478 |
| Net Yards Passing | 3,199 | 1,673 |
| Avg./Game | 266.6 | 139.4 |
| Sacked-Yds. Lost | n/a-97 | n/a-319 |
| Gross Yards | 3,296 | 1,992 |
| Att-Comp-Int | 373-189-22 | 329-140-19 |
| Comp. % | 50.7 | 42.6 |
| Punts/Avg. | 52-41.5 | 75-40.9 |
| Penalties/Yards | 94-813 | 107-1028 |
| Fumbles/ Ball Lost | 22-15 | 26-10 |
| Touchdowns | 51 | 35 |
| Rushing | 23 | 17 |
| Passing | 26 | 13 |
| Returns | 2 | 5 |

| Scoring | TD | Ru | Pa | Rt | PAT | FG | S | Pts. |
|-------------------|-----------|-----------|-----------|----------|--------------|--------------|----------|------------|
| Elroy Hirsch | 17 | 0 | 17 | 0 | 0-1 | 0-0 | 0 | 102 |
| Bob Waterfield | 3 | 3 | 0 | 0 | 41-43 | 13-23 | 0 | 98 |
| Dick Hoerner | 7 | 6 | 1 | 0 | 0-0 | 0-0 | 0 | 42 |
| Dan Towler | 6 | 6 | 0 | 0 | 0-0 | 0-0 | 0 | 36 |
| Tom Fears | 3 | 0 | 3 | 0 | 6-7 | 0-0 | 0 | 24 |
| Jerry Williams | 4 | 3 | 0 | 1 | 0-0 | 0-0 | 0 | 24 |
| Vitamin Smith | 2 | 1 | 1 | 0 | 0-0 | 0-0 | 0 | 12 |
| Norm Van Brocklin | 2 | 2 | 0 | 0 | 0-0 | 0-0 | 0 | 12 |
| Glenn Davis | 2 | 1 | 1 | 0 | 0-0 | 0-0 | 0 | 12 |
| Tommy Kalmanir | 2 | 0 | 1 | 1 | 0-0 | 0-0 | 0 | 12 |
| Tank Younger | 1 | 1 | 0 | 0 | 0-0 | 0-0 | 0 | 6 |
| Norb Hecker | 1 | 0 | 1 | 0 | 0-0 | 0-1 | 0 | 6 |
| Bob Boyd | 1 | 0 | 1 | 0 | 0-0 | 0-0 | 0 | 6 |
| Rams | 51 | 23 | 26 | 2 | 47-51 | 13-24 | 0 | 392 |
| Opponents | 35 | 17 | 13 | 5 | 33-35 | 6-12 | 0 | 279 |

| Rushing | No. | Yards | Avg. | Long | TD |
|-------------------|------------|--------------|------------|------------|-----------|
| Dan Towler | 126 | 854 | 6.8 | 79 | 6 |
| Dick Hoerner | 94 | 569 | 6.1 | 43 | 6 |
| Tank Younger | 36 | 223 | 6.2 | 24 | 1 |
| Glenn Davis | 64 | 200 | 3.1 | 23 | 1 |
| Vitamin Smith | 52 | 143 | 2.8 | 31 | 1 |
| Jerry Williams | 21 | 106 | 5.0 | 32 | 2 |
| Tommy Kalmanir | 16 | 61 | 3.8 | 23 | 0 |
| Bob Waterfield | 9 | 49 | 5.4 | 25 | 3 |
| Elroy Hirsch | 1 | 3 | 3.0 | 3 | 0 |
| Norm Van Brocklin | 7 | 2 | 0.3 | 4 | 2 |
| Rams | 426 | 2,210 | 5.2 | 79 | 23 |
| Opponents | 478 | 2,206 | 4.6 | n/a | 17 |

| Receiving | No. | Yards | Avg. | Long | TD |
|------------------|------------|--------------|-------------|------------|-----------|
| Elroy Hirsch | 66 | 1,495 | 22.7 | 91 | 17 |
| Tom Fears | 32 | 528 | 16.5 | 54 | 3 |
| Vitamin Smith | 16 | 278 | 17.4 | 67 | 1 |
| Dan Towler | 16 | 257 | 16.1 | 46 | 0 |
| Tom Keane | 12 | 133 | 11.1 | 21 | 0 |
| Bob Boyd | 9 | 128 | 14.2 | 28 | 1 |
| Dick Hoerner | 8 | 102 | 12.8 | 21 | 1 |
| Glenn Davis | 8 | 90 | 11.3 | 21 | 1 |
| Tommy Kalmanir | 6 | 91 | 15.2 | 38 | 1 |
| Tank Younger | 5 | 72 | 14.4 | 52 | 0 |
| Jerry Williams | 5 | 49 | 9.8 | 13 | 0 |
| Norb Hecker | 4 | 35 | 8.8 | 20 | 1 |
| Marvin Johnson | 2 | 38 | 19.0 | 28 | 0 |
| Rams | 189 | 3,296 | 17.4 | 91 | 26 |
| Opponents | 140 | 1,992 | 14.2 | n/a | 13 |

| Interceptions | No. | Yards | Avg. | Long | TD |
|------------------|-----------|------------|-------------|-----------|----------|
| Norb Hecker | 3 | 74 | 24.7 | 36 | 0 |
| Jerry Williams | 3 | 53 | 17.7 | 21 | 1 |
| Woodley Lewis | 3 | 34 | 11.3 | 20 | 0 |
| Herb Rich | 3 | 11 | 3.7 | 6 | 0 |
| Bob Boyd | 2 | 3 | 1.5 | 3 | 0 |
| Tom Keane | 2 | 2 | 1.0 | 2 | 0 |
| Don Paul | 1 | 16 | 16.0 | 16 | 0 |
| Tank Younger | 1 | 0 | 0.0 | 0 | 0 |
| Charlie Toogood | 1 | 0 | 0.0 | 0 | 0 |
| Rams | 19 | 193 | 10.2 | 36 | 1 |
| Opponents | 22 | 313 | 14.2 | 36 | 1 |

| Punting | No. | Yards | Avg. | Long | Blk. |
|-------------------|-----------|--------------|-------------|------------|------------|
| Norm Van Brocklin | 48 | 1,992 | 41.5 | 62 | 1 |
| Bob Waterfield | 4 | 166 | 41.5 | 52 | 0 |
| Rams | 52 | 2,158 | 41.5 | 62 | 1 |
| Opponents | 75 | 3,064 | 40.9 | n/a | n/a |

| Punt Returns | No. | Yards | Avg. | Long | TD |
|------------------|-----------|------------|-------------|------------|----------|
| Vitamin Smith | 12 | 139 | 11.6 | 37 | 0 |
| Glenn Davis | 15 | 85 | 5.7 | 31 | 0 |
| Tommy Kalmanir | 5 | 86 | 17.2 | 67 | 1 |
| Jerry Williams | 4 | 22 | 5.5 | 11 | 0 |
| Woodley Lewis | 1 | 12 | 12.0 | 12 | 0 |
| Rams | 37 | 344 | 9.3 | 67 | 1 |
| Opponents | 33 | 365 | 11.1 | 79t | 3 |

| Kickoff Returns | No. | Yards | Avg. | Long | TD |
|------------------|-----------|--------------|-------------|-----------|----------|
| Glenn Davis | 9 | 179 | 19.9 | 33 | 0 |
| Vitamin Smith | 15 | 274 | 18.3 | 26 | 0 |
| Jerry Williams | 6 | 133 | 22.2 | 28 | 0 |
| Tommy Kalmanir | 6 | 120 | 20.0 | 32 | 0 |
| Woodley Lewis | 4 | 67 | 16.8 | 24 | 0 |
| Dick Hoerner | 1 | 22 | 22.0 | 22 | 0 |
| Don Simensen | 1 | 13 | 13.0 | 13 | 0 |
| Dan Towler | 1 | 10 | 10.0 | 10 | 0 |
| Bobby Collier | 1 | 8 | 8.0 | 8 | 0 |
| Rams | 44 | 826 | 18.8 | 36 | 0 |
| Opponents | 54 | 1,478 | 27.2 | 49 | 0 |

| Passing | Att. | Comp. | Yards | Pct. | Yards/Att. | TD | TD% | Int. | Int% | Long | Sack/Lost | Rating |
|-------------------|------------|------------|--------------|-------------|-------------|-----------|------------|-----------|------------|------------|----------------|-------------|
| Bob Waterfield | 176 | 88 | 1,566 | 50.0 | 8.90 | 13 | 7.4 | 10 | 5.9 | 91 | n/a | 81.8 |
| Norm Van Brocklin | 194 | 100 | 1,725 | 51.5 | 8.89 | 13 | 6.7 | 11 | 5.7 | 81 | n/a | 80.8 |
| Glenn Davis | 2 | 1 | 5 | 50.0 | 2.50 | 0 | 0.0 | 0 | 0.0 | 5 | n/a | 56.3 |
| Tom Keane | 1 | 0 | 0 | 0.0 | 0.00 | 0 | 0.0 | 1 | 100.0 | 0 | n/a | 0.0 |
| Rams | 373 | 189 | 3,296 | 50.7 | 8.84 | 26 | 7.0 | 22 | 5.9 | 91 | n/a/97 | 79.8 |
| Opponents | 329 | 140 | 1,992 | 42.6 | 6.10 | 13 | 4.0 | 19 | 5.8 | n/a | n/a/319 | 51.9 |



1950 (9-3) 1st, Western Conf - Joe Stydahar



| Date | W/L | Score | Opponent | Attend. |
|------------------|-----|-------|---------------------|-----------|
| 9/17 | L | 20-24 | Chicago | (21,000) |
| 9/22 | W | 45-28 | New York Yankees | (23,768) |
| 10/1 | W | 35-14 | at San Francisco | (27,262) |
| 10/8 | L | 20-56 | at Philadelphia | (24,134) |
| 10/15 | W | 30-28 | at Detroit | (35,589) |
| 10/22 | W | 70-27 | Baltimore | (16,026) |
| 10/29 | W | 65-24 | Detroit | (27,475) |
| 11/5 | W | 28-21 | San Francisco | (33,234) |
| 11/12 | W | 45-14 | at Green Bay (Mil.) | (20,456) |
| 11/19 | W | 43-35 | at New York Yankees | (42,673) |
| 11/26 | L | 14-24 | at Chicago Bears | (43,678) |
| 12/3 | W | 51-14 | Green Bay | (39,323) |
| 12/17 | W | 24-14 | Chicago Bears* | (83,501) |
| 12/24 | L | 28-30 | at Cleveland** | (29,751) |
| Total Attendance | | | | (467,870) |

* Conference Playoff
** NFL Championship

| | Rams | OPP |
|---------------------------|-----------------|----------------|
| First Downs | 278 | 217 |
| Rushing | 112 | 113 |
| Passing | 142 | 88 |
| Penalty | 24 | 16 |
| Total Net Yards | 5,240 | 4,453 |
| Avg./Game | 436.7 | 371.1 |
| Total Plays | 992 | 950 |
| Avg./Play | 5.3 | 4.7 |
| Net Yards Rushing | 1,711 | 1,882 |
| Avg./Game | 142.6 | 156.8 |
| Total Rushes | 404 | 431 |
| Net Yards Passing | 3,529 | 2,279 |
| Avg./Game | 294.1 | 189.9 |
| Sacked-Yds. Lost | n/a-180 | n/a-297 |
| Gross Yards | 3,709 | 2,576 |
| Att-Comp-Int | 453-253-27 | 385-165-31 |
| Comp. % | 55.8 | 42.9 |
| Punts/Avg. | 63-40.5 | 72-39.3 |
| Penalties/Yards | 110-1038 | 93-859 |
| Fumbles/ Ball Lost | 30-17 | 31-15 |
| Touchdowns | 64 | 43 |
| Rushing | 28 | 12 |
| Passing | 31 | 26 |
| Returns | 5 | 5 |

| Scoring | TD | Ru | Pa | Rt | PAT | FG | S | Pts. |
|--------------------|-----------|-----------|-----------|----------|--------------|-------------|----------|------------|
| Bob Waterfield | 1 | 1 | 0 | 0 | 54-58 | 7-14 | 0 | 81 |
| Dick Hoerner | 11 | 10 | 1 | 0 | 0-0 | 0-0 | 0 | 66 |
| Vitamin Smith | 8 | 1 | 4 | 3 | 0-0 | 0-0 | 0 | 48 |
| Elroy Hirsch | 7 | 0 | 7 | 0 | 5-5 | 0-0 | 0 | 47 |
| Tom Fears | 7 | 0 | 7 | 0 | 0-0 | 0-0 | 0 | 42 |
| Glenn Davis | 7 | 3 | 4 | 0 | 0-0 | 0-0 | 0 | 42 |
| Dan Towler | 6 | 6 | 0 | 0 | 0-0 | 0-0 | 0 | 36 |
| Bob Boyd | 4 | 0 | 4 | 0 | 0-0 | 0-0 | 0 | 24 |
| Jerry Williams | 2 | 1 | 1 | 0 | 0-0 | 0-0 | 0 | 12 |
| Paul Barry | 2 | 2 | 0 | 0 | 0-0 | 0-0 | 0 | 12 |
| Tank Younger | 2 | 2 | 0 | 0 | 0-0 | 0-0 | 0 | 12 |
| Bob Reinhard | 1 | 0 | 1 | 0 | 0-0 | 0-0 | 0 | 6 |
| Norm Van Brocklin | 1 | 0 | 0 | 0 | 0-0 | 0-0 | 0 | 6 |
| Ralph Pasquariello | 1 | 0 | 0 | 0 | 0-0 | 0-0 | 0 | 6 |
| Tom Keane | 1 | 0 | 0 | 1 | 0-0 | 0-0 | 0 | 6 |
| Woodley Lewis | 1 | 0 | 0 | 1 | 0-0 | 0-0 | 0 | 6 |
| Team | 0 | 0 | 0 | 0 | 0-1 | 0-0 | 0 | 0 |
| Rams | 64 | 28 | 31 | 5 | 59-64 | 7-14 | 0 | 466 |
| Opponents | 43 | 12 | 26 | 5 | 42-43 | 3-13 | 0 | 309 |

| Rushing | No. | Yards | Avg. | Long | TD |
|--------------------|------------|--------------|------------|------------|-----------|
| Glenn Davis | 88 | 416 | 4.7 | 55 | 3 |
| Dick Hoerner | 95 | 381 | 4.0 | 64 | 10 |
| Vitamin Smith | 51 | 250 | 4.0 | 25 | 1 |
| Paul Barry | 50 | 231 | 3.4 | 28 | 2 |
| Dan Towler | 46 | 130 | 2.8 | 34 | 6 |
| Jerry Williams | 13 | 108 | 8.3 | 38 | 1 |
| Tommy Kalmanir | 20 | 83 | 4.2 | 33 | 0 |
| Norm Van Brocklin | 15 | 22 | 1.5 | 16 | 1 |
| Ralph Pasquariello | 7 | 31 | 4.4 | 14 | 1 |
| Tank Younger | 8 | 28 | 3.5 | 6 | 2 |
| Bob Waterfield | 8 | 14 | 1.8 | 13 | 1 |
| Elroy Hirsch | 2 | 19 | 9.5 | 15 | 0 |
| Bob Boyd | 1 | -2 | -2.0 | -2 | 0 |
| Rams | 404 | 1,711 | 4.2 | 64 | 28 |
| Opponents | 431 | 1,882 | 4.4 | n/a | 12 |

| Receiving | No. | Yards | Avg. | Long | TD |
|--------------------|------------|--------------|-------------|------------|-----------|
| Tom Fears | 84 | 1,116 | 13.3 | 53 | 7 |
| Glenn Davis | 42 | 592 | 14.1 | 50 | 4 |
| Elroy Hirsch | 42 | 687 | 16.4 | 58 | 7 |
| Dick Hoerner | 26 | 446 | 17.2 | 48 | 1 |
| Vitamin Smith | 16 | 279 | 17.4 | 67 | 4 |
| Bob Boyd | 9 | 220 | 24.4 | 72 | 4 |
| Dan Towler | 8 | 63 | 7.9 | 17 | 0 |
| Paul Barry | 7 | 122 | 17.4 | 24 | 0 |
| Tommy Kalmanir | 5 | 58 | 11.6 | 41 | 1 |
| Ed Champagne | 4 | 52 | 13.0 | 21 | 1 |
| Jerry Williams | 4 | 21 | 5.3 | 11 | 1 |
| Bill Smyth | 2 | 10 | 5.0 | 6 | 0 |
| Tom Keane | 1 | 19 | 19.0 | 19 | 0 |
| Bob Reinhard | 1 | 11 | 11.0 | 11 | 1 |
| Gil Bouley | 1 | 11 | 11.0 | 11 | 0 |
| Ralph Pasquariello | 1 | 2 | 2.0 | 2 | 0 |
| Rams | 253 | 3,709 | 14.6 | 72 | 31 |
| Opponents | 165 | 2,873 | 15.6 | n/a | 26 |

| Interceptions | No. | Yards | Avg. | Long | TD |
|------------------|-----------|------------|-------------|-----------|----------|
| Woodley Lewis | 12 | 275 | 22.9 | 36 | 0 |
| Tom Keane | 6 | 50 | 8.3 | 25 | 1 |
| Elroy Hirsch | 4 | 28 | 7.0 | 23 | 0 |
| Jerry Williams | 3 | 39 | 13.0 | 23 | 0 |
| Don Paul | 3 | 44 | 14.7 | 32 | 0 |
| Vic Vasicek | 1 | 52 | 52.0 | 52 | 0 |
| Fred Naumetz | 1 | 13 | 13.0 | 13 | 0 |
| George Sims | 1 | 5 | 5.0 | 5 | 0 |
| Dick Huffman | 0 | 6 | - | 6 | 0 |
| Rams | 31 | 512 | 16.5 | 52 | 1 |
| Opponents | 27 | 294 | 10.9 | 37 | 3 |

| Punting | No. | Yards | Avg. | Long | Bik. |
|-------------------|-----------|--------------|-------------|------------|------------|
| Bob Waterfield | 52 | 2,087 | 40.1 | 61 | 2 |
| Norm Van Brocklin | 11 | 466 | 42.4 | 51 | 0 |
| Rams | 63 | 2,553 | 40.5 | 61 | 2 |
| Opponents | 72 | 2,833 | 39.3 | n/a | n/a |

| Punt Returns | No. | Yards | Avg. | Long | TD |
|------------------|-----------|------------|-------------|-----------|----------|
| Vitamin Smith | 22 | 218 | 9.9 | 30 | 0 |
| Tommy Kalmanir | 13 | 116 | 8.9 | 23 | 0 |
| Jerry Williams | 6 | 35 | 5.8 | 15 | 0 |
| Glenn Davis | 3 | 24 | 8.0 | 14 | 0 |
| Woodley Lewis | 1 | 0 | 0.0 | 0 | 0 |
| Rams | 45 | 393 | 8.7 | 30 | 0 |
| Opponents | 28 | 394 | 14.1 | 48 | 0 |

| Kickoff Returns | No. | Yards | Avg. | Long | TD |
|--------------------|-----------|--------------|-------------|------------|----------|
| Vitamin Smith | 22 | 742 | 33.7 | 97 | 3 |
| Tommy Kalmanir | 13 | 358 | 27.5 | 44 | 0 |
| Glenn Davis | 8 | 167 | 20.9 | 29 | 0 |
| Dan Towler | 5 | 47 | 9.4 | 15 | 0 |
| Woodley Lewis | 2 | 47 | 23.5 | 27 | 0 |
| Vic Vasicek | 2 | 30 | 15.0 | 19 | 0 |
| Jack Finlay | 2 | 14 | 7.0 | 13 | 0 |
| Ralph Pasquariello | 1 | 14 | 14.0 | 14 | 0 |
| Dave Stephenson | 1 | 5 | 5.0 | 5 | 0 |
| Rams | 56 | 1,424 | 25.4 | 97 | 3 |
| Opponents | 48 | 1,411 | 29.4 | 97t | 2 |

| Passing | Att. | Comp. | Yards | Pct. | Yards/Att. | TD | TD% | Int. | Int% | Long | Sack/Lost | Rating |
|-------------------|------------|------------|--------------|-------------|-------------|-----------|------------|-----------|------------|------------|----------------|-------------|
| Norm Van Brocklin | 233 | 127 | 2,061 | 54.5 | 8.85 | 18 | 7.7 | 14 | 6.0 | 58 | n/a | 85.1 |
| Bob Waterfield | 213 | 122 | 1,540 | 57.3 | 7.23 | 11 | 5.2 | 13 | 6.1 | 72 | n/a | 71.7 |
| Glenn Davis | 5 | 3 | 97 | 60.0 | 19.40 | 2 | 40.0 | 0 | 0.0 | 58 | n/a | 143.8 |
| Vitamin Smith | 1 | 1 | 11 | 100.0 | 11.00 | 0 | 0.0 | 0 | 0.0 | 11 | n/a | 112.5 |
| Elroy Hirsch | 1 | 0 | 0 | 0.0 | 0.00 | 0 | 0.0 | 0 | 0.0 | 0 | n/a | 39.6 |
| Rams | 453 | 253 | 3,709 | 55.8 | 8.18 | 31 | 6.8 | 27 | 6.0 | 72 | n/a/180 | 80.7 |
| Opponents | 385 | 165 | 2,873 | 42.9 | 7.46 | 26 | 6.8 | 31 | 8.1 | n/a | n-a/297 | 57.9 |



1949 (8-2-2) 1st, Western Conf - C. Shaughnessy



| Date | W/L | Score | Opponent | Attend. |
|------------------|-----|-------|----------------------|-----------|
| 9/23 | W | 27-24 | Detroit | (17,878) |
| 10/2 | W | 48-7 | at Green Bay | (24,308) |
| 10/9 | W | 31-6 | at Chicago Bears | (42,124) |
| 10/16 | W | 21-10 | at Detroit | (19,839) |
| 10/23 | W | 35-7 | Green Bay | (37,546) |
| 10/30 | W | 27-24 | Chicago Bears | (86,080) |
| 11/6 | L | 14-38 | at Philadelphia | (38,230) |
| 11/13 | T | 7-7 | at Pittsburgh | (20,510) |
| 11/20 | T | 28-28 | at Chicago Cardinals | (34,100) |
| 11/27 | W | 42-20 | New York Bulldogs | (38,052) |
| 12/4 | L | 27-31 | Chicago Cardinals | (74,673) |
| 12/11 | W | 53-27 | Washington | (44,899) |
| 12/18 | L | 0-14 | Philadelphia* | (27,980) |
| Total Attendance | | | | (506,219) |

* NFL Championship

| | Rams | OPP |
|---------------------------|----------------|----------------|
| First Downs | 245 | 213 |
| Rushing | 103 | 101 |
| Passing | 125 | 92 |
| Penalty | 17 | 20 |
| Total Net Yards | 4,415 | 3,490 |
| Avg./Game | 367.9 | 290.8 |
| Total Plays | 924 | 926 |
| Avg./Play | 4.8 | 3.8 |
| Net Yards Rushing | 1,732 | 1,679 |
| Avg./Game | 144.3 | 139.9 |
| Total Rushes | 445 | 472 |
| Net Yards Passing | 2,674 | 1,811 |
| Avg./Game | 222.8 | 150.9 |
| Sacked-Yds. Lost | n/a-145 | n/a-273 |
| Gross Yards | 2,819 | 2,084 |
| Att-Comp-Int | 366-192-27 | 335-144-30 |
| Comp. % | 52.5 | 43.0 |
| Punts/Avg. | 52-44.4 | 68-44.2 |
| Penalties/Yards | 83-795 | 72-676 |
| Fumbles/ Ball Lost | 29-18 | 30-18 |
| Touchdowns | 48 | 32 |
| Rushing | 17 | 14 |
| Passing | 23 | 16 |
| Returns | 8 | 2 |

| Scoring | TD | Ru | Pa | Rt | PAT | FG | S | Pts. |
|------------------|-----------|-----------|-----------|----------|--------------|-------------|----------|------------|
| Bob Waterfield | 1 | 1 | 0 | 0 | 43-45 | 9-16 | 0 | 76 |
| Tom Fears | 9 | 0 | 9 | 0 | 0-0 | 0-0 | 0 | 54 |
| Dick Hoerner | 6 | 6 | 0 | 0 | 0-0 | 0-0 | 0 | 36 |
| Elroy Hirsch | 6 | 1 | 4 | 1 | 0-0 | 0-0 | 0 | 36 |
| Bob Shaw | 6 | 0 | 6 | 0 | 0-0 | 0-0 | 0 | 36 |
| Fred Gehrke | 5 | 2 | 2 | 1 | 2-3 | 0-1 | 0 | 32 |
| Vitamin Smith | 4 | 2 | 1 | 1 | 0-0 | 0-0 | 0 | 24 |
| Jerry Williams | 4 | 3 | 0 | 1 | 0-0 | 0-0 | 0 | 24 |
| Gerry Cowhig | 2 | 1 | 0 | 1 | 0-0 | 0-0 | 0 | 12 |
| Tommy Kalmanir | 2 | 1 | 0 | 1 | 0-0 | 0-0 | 0 | 12 |
| Don Currihan | 1 | 0 | 1 | 0 | 0-0 | 0-0 | 0 | 6 |
| Frank Hubbell | 1 | 0 | 0 | 1 | 0-0 | 0-0 | 0 | 6 |
| George Sims | 1 | 0 | 0 | 1 | 0-0 | 0-0 | 0 | 6 |
| Rams | 48 | 17 | 23 | 8 | 45-48 | 9-17 | 0 | 360 |
| Opponents | 32 | 14 | 16 | 2 | 30-32 | 5-13 | 0 | 239 |

| Rushing | No. | Yards | Avg. | Long | TD |
|-------------------|------------|--------------|------------|------------|-----------|
| Dick Hoerner | 155 | 582 | 3.8 | 37 | 6 |
| Elroy Hirsch | 68 | 287 | 4.2 | 51 | 1 |
| Fred Gehrke | 58 | 203 | 3.5 | 53 | 2 |
| Tommy Kalmanir | 29 | 218 | 7.5 | 51 | 1 |
| Tank Younger | 52 | 191 | 3.7 | 16 | 0 |
| Vitamin Smith | 40 | 112 | 2.9 | 26 | 2 |
| Jerry Williams | 19 | 103 | 5.4 | 18 | 3 |
| Gerry Cowhig | 10 | 32 | 3.2 | 8 | 1 |
| Bob Agler | 4 | 7 | 1.8 | 4 | 0 |
| Bob Waterfield | 5 | -4 | -0.8 | 5 | 1 |
| Norm Van Brocklin | 4 | -1 | -0.3 | 2 | 0 |
| Tom Fears | 1 | -3 | -3.0 | -3 | 0 |
| Rams | 445 | 1,732 | 3.9 | 53 | 17 |
| Opponents | 472 | 1,679 | 3.6 | n/a | 14 |

| Receiving | No. | Yards | Avg. | Long | TD |
|------------------|------------|--------------|-------------|------------|-----------|
| Tom Fears | 77 | 1,013 | 13.2 | 51 | 9 |
| Bob Shaw | 29 | 535 | 18.4 | 71 | 6 |
| Elroy Hirsch | 22 | 326 | 14.8 | 48 | 4 |
| Dick Hoerner | 17 | 213 | 12.5 | 29 | 0 |
| Fred Gehrke | 9 | 140 | 15.6 | 42 | 2 |
| Tank Younger | 7 | 119 | 17.0 | 33 | 0 |
| Jerry Williams | 7 | 102 | 14.6 | 42 | 0 |
| Vitamin Smith | 5 | 63 | 12.6 | 24 | 1 |
| Tom Keane | 4 | 70 | 17.5 | 44 | 0 |
| Jack Zilly | 3 | 35 | 11.7 | 14 | 0 |
| Don Currihan | 3 | 78 | 26.0 | 40 | 1 |
| Frank Hubbell | 3 | 32 | 10.7 | 12 | 0 |
| Dick Huffman | 2 | 36 | 18.0 | 23 | 0 |
| Tommy Kalmanir | 2 | 36 | 18.0 | 23 | 0 |
| Bill Smyth | 2 | 21 | 10.5 | 14 | 0 |
| Rams | 192 | 2,819 | 14.7 | 71 | 23 |
| Opponents | 144 | 2,084 | 14.5 | n/a | 16 |

| Interceptions | No. | Yards | Avg. | Long | TD |
|------------------|-----------|------------|-------------|------------|----------|
| George Sims | 9 | 78 | 8.7 | 27 | 1 |
| Jerry Williams | 5 | 42 | 8.4 | 25 | 1 |
| Don Currihan | 5 | 31 | 6.2 | 16 | 0 |
| Gerry Cowhig | 4 | 62 | 15.5 | 26 | 1 |
| Elroy Hirsch | 2 | 55 | 27.5 | 32 | 0 |
| Mike Lazetich | 2 | 47 | 23.5 | 29 | 0 |
| Don Paul | 2 | 23 | 11.5 | 19 | 0 |
| Frank Hubbell | 1 | 21 | 21.0 | 21 | 1 |
| Rams | 30 | 359 | 12.0 | 32 | 4 |
| Opponents | 27 | 229 | 8.5 | n/a | 1 |

| Punting | No. | Yards | Avg. | Long | Bik. |
|-------------------|-----------|--------------|-------------|------------|------------|
| Bob Waterfield | 49 | 2,177 | 44.4 | 61 | 1 |
| Norm Van Brocklin | 2 | 91 | 45.5 | 46 | 0 |
| Dick Hoerner | 1 | 43 | 43.0 | 43 | 0 |
| Rams | 52 | 2,311 | 44.4 | 61 | 1 |
| Opponents | 68 | 3,005 | 44.2 | n/a | n/a |

| Punt Returns | No. | Yards | Avg. | Long | TD |
|------------------|-----------|------------|-------------|------------|----------|
| Vitamin Smith | 27 | 427 | 15.8 | 85 | 1 |
| Tommy Kalmanir | 14 | 164 | 11.7 | 62 | 1 |
| Jerry Williams | 2 | 33 | 16.5 | 20 | 0 |
| Rams | 43 | 624 | 14.5 | 85 | 2 |
| Opponents | 26 | 215 | 8.3 | n/a | 0 |

| Kickoff Returns | No. | Yards | Avg. | Long | TD |
|------------------|-----------|--------------|-------------|------------|----------|
| Tommy Kalmanir | 18 | 403 | 22.4 | 57 | 0 |
| Vitamin Smith | 13 | 235 | 18.1 | 31 | 0 |
| Don Paul | 2 | 32 | 16.0 | 20 | 0 |
| Gerry Cowhig | 2 | 20 | 10.0 | 10 | 0 |
| Hal Dean | 1 | 0 | 0.0 | 0 | 0 |
| Jack Zilly | 1 | 0 | 0.0 | 0 | 0 |
| Rams | 37 | 690 | 18.6 | 57 | 0 |
| Opponents | 55 | 1,144 | 20.8 | n/a | 0 |

| Passing | Att. | Comp. | Yards | Pct. | Yards/Att. | TD | TD% | Int. | Int% | Long | Sack/Lost | Rating |
|-------------------|------------|------------|--------------|-------------|-------------|-----------|------------|-----------|------------|------------|----------------|-------------|
| Bob Waterfield | 296 | 154 | 2,168 | 52.0 | 7.32 | 17 | 5.7 | 24 | 8.1 | 71 | n/a | 61.3 |
| Norm Van Brocklin | 58 | 32 | 601 | 55.2 | 10.36 | 6 | 10.3 | 2 | 3.4 | 51 | n/a | 111.4 |
| Bobby Thomason | 12 | 6 | 50 | 50.0 | 4.17 | 0 | 0.0 | 1 | 8.3 | 11 | n/a | 26.4 |
| Rams | 366 | 192 | 2,819 | 52.5 | 7.70 | 23 | 6.3 | 27 | 7.4 | 71 | n/a/145 | 68.1 |
| Opponents | 335 | 144 | 2,084 | 43.0 | 6.22 | 16 | 4.8 | 30 | 9.0 | n/a | n/a/273 | 42.4 |



1948 (6-5-1) 3rd, Western Conf - C. Shaughnessy



| Date | W/L | Score | Opponent | Attend. |
|------------------|-----|-------|----------------------|-----------|
| 9/22 | W | 44-7 | Detroit | (12,941) |
| 10/3 | T | 28-28 | Philadelphia | (36,884) |
| 10/10 | L | 21-42 | at Chicago Bears | (43,707) |
| 10/17 | L | 0-16 | at Green Bay | (25,119) |
| 10/24 | W | 34-27 | at Detroit | (17,444) |
| 10/31 | L | 22-27 | Chicago Cardinals | (32,149) |
| 11/7 | L | 6-21 | Chicago Bears | (56,263) |
| 11/14 | W | 52-37 | at New York Giants | (22,766) |
| 11/21 | L | 24-27 | at Chicago Cardinals | (29,031) |
| 11/28 | W | 24-10 | Green Bay | (23,874) |
| 12/5 | W | 41-13 | at Washington | (32,970) |
| 12/12 | W | 31-14 | Pittsburgh | (27,967) |
| Total Attendance | | | | (506,219) |

| | Rams | OPP |
|----------------------------|----------------|----------------|
| First Downs | 239 | 204 |
| Rushing | 100 | 90 |
| Passing | 123 | 97 |
| Penalty | 16 | 17 |
| Total Yards | 4,576 | 3,794 |
| Avg./Game | 381.3 | 316.2 |
| Total Plays | 943 | 879 |
| Avg./Play | 4.9 | 4.3 |
| Net Yards Rushing | 1,743 | 1,570 |
| Avg./Game | 145.3 | 130.8 |
| Total Rushes | 427 | 441 |
| Gross Yards Passing | 2,748 | 2,143 |
| Avg./Game | 229.0 | 178.6 |
| Att-Comp-Int | 395-201-25 | 309-164-19 |
| Comp. % | 50.9 | 53.1 |
| Punts/Avg. | 63-41.8 | 77-41.0 |
| Penalties/Yards | 98-859 | 77-719 |
| Fumbles/ Ball Lost | 32-17 | 42-24 |
| Touchdowns | 45 | 36 |
| Rushing | 15 | 13 |
| Passing | 28 | 20 |
| Returns | 2 | 3 |

| Scoring | TD | Ru | Pa | Rt | PAT | FG | S | Pts. |
|------------------|-----------|-----------|-----------|----------|--------------|-------------|----------|------------|
| Bob Waterfield | 0 | 0 | 0 | 0 | 38-44 | 6-11 | 0 | 56 |
| Red Hickey | 7 | 0 | 7 | 0 | 0-0 | 0-0 | 0 | 42 |
| Dick Hoerner | 6 | 4 | 2 | 0 | 0-0 | 0-0 | 0 | 36 |
| Tom Fears | 5 | 0 | 4 | 1 | 0-0 | 0-0 | 0 | 30 |
| Bob Hoffman | 5 | 4 | 1 | 0 | 0-0 | 0-0 | 0 | 30 |
| Don Curriwan | 4 | 1 | 3 | 0 | 0-0 | 0-0 | 0 | 24 |
| Jack Zilly | 4 | 0 | 4 | 0 | 0-0 | 0-0 | 0 | 24 |
| Fred Gehrke | 3 | 1 | 1 | 1 | 1-1 | 0-0 | 0 | 19 |
| Kenny Washington | 3 | 2 | 1 | 0 | 0-0 | 0-0 | 0 | 18 |
| Gerry Cowhig | 2 | 2 | 0 | 0 | 0-0 | 0-0 | 0 | 12 |
| Tom Keane | 2 | 0 | 2 | 0 | 0-0 | 0-0 | 0 | 12 |
| Les Horvath | 1 | 1 | 0 | 0 | 0-0 | 0-0 | 0 | 6 |
| Frank Hubbell | 1 | 0 | 1 | 0 | 0-0 | 0-0 | 0 | 6 |
| Dante Magnani | 1 | 0 | 1 | 0 | 0-0 | 0-0 | 0 | 6 |
| Bill Smyth | 1 | 0 | 1 | 0 | 0-0 | 0-0 | 0 | 6 |
| Rams | 45 | 13 | 28 | 2 | 39-45 | 6-11 | 0 | 327 |
| Opponents | 36 | 13 | 20 | 3 | 33-36 | 6-11 | 1 | 269 |

| Passing | Att. | Comp. | Yards | Pct. | Yards/Att. |
|------------------|------------|------------|--------------|-------------|-------------|
| Jim Hardy | 211 | 112 | 1,390 | 53.1 | 6.59 |
| Bob Waterfield | 180 | 87 | 1,354 | 48.3 | 7.52 |
| Paul Rickards | 2 | 2 | 4 | 100.0 | 2.00 |
| Fred Gehrke | 1 | 0 | 0 | 0.0 | 0.00 |
| Bruce Smith | 1 | 0 | 0 | 0.0 | 0.00 |
| Kenny Washington | 1 | 0 | 0 | 0.0 | 0.00 |
| Rams | 395 | 201 | 2,748 | 50.9 | 6.96 |
| Opponents | 309 | 164 | 2,143 | 53.1 | 6.94 |

| Rushing | No. | Yards | Avg. | Long | TD |
|------------------|------------|--------------|------------|------------|-----------|
| Dick Hoerner | 76 | 354 | 4.7 | 23 | 4 |
| Kenny Washington | 57 | 301 | 5.3 | 31 | 2 |
| Fred Gehrke | 56 | 246 | 4.4 | 24 | 1 |
| Gerry Cowhig | 46 | 206 | 4.5 | 14 | 2 |
| Dante Magnani | 38 | 144 | 3.8 | 15 | 0 |
| Les Horvath | 30 | 118 | 3.9 | 19 | 0 |
| Jack Banta | 32 | 105 | 3.3 | 14 | 0 |
| Bob Hoffman | 22 | 68 | 3.0 | 8 | 4 |
| Bruce Smith | 18 | 59 | 3.3 | 20 | 0 |
| Bob Agler | 8 | 41 | 5.1 | 12 | 0 |
| Joe Corn | 11 | 27 | 2.5 | 6 | 0 |
| Paul Rickards | 2 | 21 | 10.5 | 11 | 0 |
| Tom Keane | 7 | 16 | 2.3 | 3 | 0 |
| Jim Hardy | 5 | 14 | 2.8 | 9 | 0 |
| Bob Waterfield | 7 | 12 | 1.7 | 10 | 0 |
| Tom Fears | 2 | 8 | 4.0 | 8 | 0 |
| Bob DeFruiter | 3 | 4 | 1.3 | 4 | 0 |
| Jim Mello | 7 | 3 | 0.4 | 4 | 0 |
| Larry Brink | 1 | -3 | -3.0 | -3 | 0 |
| Don Curriwan | 1 | -4 | -4.0 | -4 | 0 |
| Rams | 427 | 1,743 | 4.1 | 31 | 13 |
| Opponents | 441 | 1,570 | 3.6 | n/a | 13 |

| Receiving | No. | Yards | Avg. | Long | TD |
|------------------|------------|--------------|-------------|------------|-----------|
| Tom Fears | 51 | 698 | 13.7 | 80 | 4 |
| Red Hickey | 30 | 509 | 17.0 | 69 | 7 |
| Dick Hoerner | 18 | 227 | 12.6 | 45 | 2 |
| Fred Gehrke | 16 | 173 | 10.8 | 34 | 1 |
| Jack Zilly | 13 | 169 | 13.0 | 30 | 4 |
| Don Curriwan | 12 | 218 | 18.2 | 58 | 3 |
| Tom Keane | 11 | 195 | 17.7 | 57 | 2 |
| Frank Hubbell | 10 | 134 | 13.4 | 48 | 1 |
| Kenny Washington | 6 | 104 | 17.3 | 43 | 1 |
| Bill Smyth | 6 | 66 | 11.0 | 21 | 1 |
| Les Horvath | 4 | 42 | 10.5 | 19 | 0 |
| Larry Brink | 4 | 36 | 9.0 | 18 | 0 |
| Jack Banta | 4 | 34 | 8.5 | 14 | 0 |
| Bruce Smith | 4 | 29 | 7.3 | 10 | 0 |
| Bob Hoffman | 3 | 28 | 9.3 | 13 | 1 |
| Dante Magnani | 3 | 28 | 9.3 | 16 | 1 |
| Gerry Cowhig | 3 | 18 | 6.0 | 9 | 0 |
| Jim Mello | 1 | 17 | 17.0 | 17 | 0 |
| Gil Bouley | 1 | 15 | 15.0 | 15 | 0 |
| Rams | 201 | 2,748 | 13.7 | 80 | 28 |
| Opponents | 164 | 2,143 | 13.1 | n/a | 20 |

| Interceptions | No. | Yards | Avg. | Long | TD |
|------------------|-----------|------------|-------------|------------|----------|
| Fred Naumetz | 4 | 75 | 18.8 | 68 | 0 |
| Bob Waterfield | 4 | 8 | 2.0 | 5 | 0 |
| Kenny Washington | 2 | 45 | 22.5 | 40 | 0 |
| Tom Fears | 2 | 37 | 18.5 | 35 | 1 |
| Fred Gehrke | 2 | 29 | 14.5 | 21 | 0 |
| Les Horvath | 2 | 14 | 7.0 | 9 | 0 |
| Gerry Cowhig | 1 | 9 | 9.0 | 9 | 0 |
| Dick Hoerner | 1 | 6 | 6.0 | 6 | 0 |
| Hal Dean | 1 | 0 | 0.0 | 0 | 0 |
| Rams | 19 | 223 | 11.7 | 68 | 1 |
| Opponents | 25 | 311 | 12.4 | n/a | 3 |

| Punting | No. | Yards | Avg. | Long | Blk. |
|------------------|-----------|--------------|-------------|------------|------------|
| Bob Waterfield | 43 | 1,833 | 42.6 | 88 | 0 |
| Jack Banta | 17 | 639 | 37.6 | 55 | 0 |
| Jim Hardy | 3 | 151 | 50.3 | 77 | 0 |
| RAMS | 63 | 2,633 | 41.8 | 88 | 0 |
| Opponents | 77 | 3,155 | 41.0 | n/a | n/a |

| Punt Returns | No. | Yards | Avg. | Long | TD |
|------------------|-----------|------------|-------------|------------|----------|
| Les Horvath | 13 | 203 | 15.6 | 27 | 0 |
| Fred Gehrke | 19 | 217 | 11.4 | 48 | 0 |
| Joe Corn | 4 | 49 | 12.3 | 22 | 0 |
| Jack Banta | 1 | 14 | 14.0 | 14 | 0 |
| Kenny Washington | 1 | 12 | 12.0 | 12 | 0 |
| Bruce Smith | 1 | 10 | 10.0 | 10 | 0 |
| Dick Hoerner | 1 | 6 | 6.0 | 6 | 0 |
| Gerry Cowhig | 1 | 3 | 3.0 | 3 | 0 |
| Rams | 41 | 514 | 12.5 | 48 | 0 |
| Opponents | 32 | 445 | 13.9 | n/a | 1 |

| Kickoff Returns | No. | Yards | Avg. | Long | TD |
|------------------|-----------|--------------|-------------|------------|----------|
| Fred Gehrke | 17 | 464 | 27.3 | 92 | 1 |
| Jack Banta | 6 | 119 | 19.8 | 28 | 0 |
| Joe Corn | 5 | 112 | 22.4 | 22 | 0 |
| Dante Magnani | 3 | 49 | 16.3 | 22 | 0 |
| Kenny Washington | 2 | 54 | 27.0 | 33 | 0 |
| Dick Hoerner | 2 | 35 | 17.5 | 20 | 0 |
| Les Horvath | 2 | 31 | 15.5 | 16 | 0 |
| Bob Hoffman | 2 | 19 | 9.5 | 10 | 0 |
| Gil Bouley | 1 | 8 | 8.0 | 8 | 0 |
| Gerry Cowhig | 1 | 3 | 3.0 | 3 | 0 |
| Al Sparkman | 1 | 0 | 0.0 | 0 | 0 |
| Rams | 42 | 894 | 21.3 | 92 | 1 |
| Opponents | 53 | 1,177 | 22.2 | n/a | 1 |

| TD | TD% | Int. | Int% | Long | Rating |
|-----------|------------|-----------|------------|------------|-------------|
| 14 | 6.6 | 7 | 3.3 | 69 | 82.1 |
| 14 | 7.8 | 18 | 10.0 | 80 | 60.0 |
| 0 | 0.0 | 0 | 0.0 | 3 | 79.2 |
| 0 | 0.0 | 0 | 0.0 | 0 | 39.6 |
| 0 | 0.0 | 0 | 0.0 | 0 | 39.6 |
| 0 | 0.0 | 0 | 0.0 | 0 | 39.6 |
| 28 | 7.1 | 25 | 6.3 | 80 | 70.7 |
| 20 | 6.5 | 19 | 6.1 | n/a | 71.2 |



1947 (6-6) 4th, Western Conf - Bob Snyder



| Date | W/L | Score | Opponent | Attend. |
|------------------|-----|-------|----------------------|-----------|
| 9/29 | W | 48-7 | at Pittsburgh | (35,658) |
| 10/5 | L | 14-17 | at Green Bay | (31,613) |
| 10/12 | W | 27-13 | at Detroit | (42,955) |
| 10/19 | W | 27-7 | Chicago Cardinals | (69,631) |
| 10/26 | L | 7-14 | at Philadelphia | (36,364) |
| 11/2 | L | 10-17 | at Chicago Cardinals | (40,075) |
| 11/9 | L | 16-27 | Boston | (19,715) |
| 11/16 | L | 21-41 | Chicago Bears | (36,702) |
| 11/23 | W | 28-17 | Detroit | (17,693) |
| 11/30 | L | 10-30 | Green Bay | (31,080) |
| 12/7 | W | 17-14 | at Chicago Bears | (34,215) |
| 12/14 | W | 34-10 | New York Giants | (24,050) |
| Total Attendance | | | | (419,751) |

| | Rams | OPP |
|----------------------------|----------------|----------------|
| First Downs | 206 | 209 |
| Rushing | 112 | 99 |
| Passing | 82 | 93 |
| Penalty | 12 | 17 |
| Total Yards | 3,831 | 3,659 |
| Avg./Game | 191.6 | 304.9 |
| Total Plays | 887 | 881 |
| Avg./Play | 4.3 | 3.5 |
| Net Yards Rushing | 2,171 | 1,544 |
| Avg./Game | 180.9 | 128.7 |
| Total Rushes | 459 | 453 |
| Gross Yards Passing | 1,660 | 2,059 |
| Avg./Game | 138.3 | 171.6 |
| Att-Comp-Int | 293-123-28 | 306-145-24 |
| Comp. % | 42.0 | 47.4 |
| Punts/Avg. | 72-40.1 | 76-41.1 |
| Penalties/Yards | 87-800 | 76-761 |
| Fumbles/ Ball Lost | 33-20 | 34-24 |
| Touchdowns | 34 | 29 |
| Rushing | 15 | 12 |
| Passing | 13 | 14 |
| Returns | 6 | 3 |

| Scoring | TD | Ru | Pa | Rt | PAT | FG | S | Pts. |
|------------------|-----------|-----------|-----------|----------|--------------|-------------|----------|------------|
| Bob Waterfield | 1 | 1 | 0 | 0 | 27-30 | 7-16 | 0 | 54 |
| Jim Benton | 6 | 0 | 6 | 0 | 0-0 | 0-0 | 0 | 36 |
| Kenny Washington | 5 | 5 | 0 | 0 | 0-0 | 0-0 | 0 | 30 |
| Tom Harmon | 4 | 1 | 1 | 2 | 0-0 | 0-0 | 0 | 24 |
| Bob Hoffman | 3 | 3 | 0 | 0 | 0-0 | 0-0 | 0 | 18 |
| Fred Gehrke | 1 | 0 | 0 | 1 | 4-4 | 1-1 | 0 | 13 |
| Pat West | 2 | 2 | 0 | 0 | 0-0 | 0-0 | 0 | 12 |
| Red Hickey | 2 | 0 | 2 | 0 | 0-0 | 0-0 | 0 | 12 |
| Dick Hoerner | 2 | 2 | 0 | 0 | 0-0 | 0-0 | 0 | 12 |
| Frank Hubbell | 2 | 0 | 2 | 0 | 0-0 | 0-0 | 0 | 12 |
| Gil Bouley | 1 | 0 | 0 | 1 | 0-0 | 0-0 | 0 | 6 |
| Mel Bleeker | 1 | 0 | 0 | 1 | 0-0 | 0-0 | 0 | 6 |
| Ray Hamilton | 1 | 0 | 1 | 0 | 0-0 | 0-0 | 0 | 6 |
| Jack Banta | 1 | 1 | 0 | 0 | 0-0 | 0-0 | 0 | 6 |
| Dick Huffman | 1 | 0 | 0 | 1 | 0-0 | 0-0 | 0 | 6 |
| Dante Magnani | 1 | 0 | 1 | 0 | 0-0 | 0-0 | 0 | 6 |
| Rams | 34 | 15 | 13 | 6 | 31-34 | 8-17 | 0 | 259 |
| Opponents | 29 | 12 | 14 | 3 | 26-29 | 4-6 | 1 | 214 |

| Punting | No. | Yards | Avg. | Long | Blk. |
|------------------|-----------|--------------|-------------|------------|------------|
| Bob Waterfield | 59 | 2,500 | 42.4 | 86 | 1 |
| Jim Hardy | 10 | 263 | 26.3 | 45 | 0 |
| Jack Banta | 3 | 125 | 41.7 | 45 | 0 |
| Rams | 72 | 2,888 | 40.1 | 86 | 1 |
| Opponents | 76 | 3,119 | 41.1 | n/a | n/a |

| Punt Returns | No. | Yards | Avg. | Long | TD |
|------------------|-----------|------------|-------------|------------|----------|
| Tom Harmon | 27 | 392 | 14.5 | 88 | 1 |
| Fred Gehrke | 4 | 112 | 28.0 | 66 | 1 |
| Les Horvath | 4 | 29 | 7.2 | 15 | 0 |
| Kenny Washington | 3 | 44 | 14.7 | 23 | 0 |
| Jack Banta | 2 | 19 | 9.5 | 15 | 0 |
| Steve Bagarus | 2 | 18 | 9.0 | 13 | 0 |
| Gil Bouley | 1 | 24 | 24.0 | 24 | 0 |
| Bob Waterfield | 1 | 2 | 2.0 | 2 | 0 |
| Rams | 44 | 640 | 14.5 | 88 | 2 |
| Opponents | 29 | 352 | 12.1 | n/a | 1 |

| Kickoff Returns | No. | Yards | Avg. | Long | TD |
|------------------|-----------|--------------|-------------|------------|----------|
| Tom Harmon | 9 | 208 | 23.1 | 34 | 0 |
| Dante Magnani | 6 | 186 | 31.0 | 75 | 0 |
| Les Horvath | 3 | 58 | 19.3 | 25 | 0 |
| Mel Bleeker | 3 | 50 | 16.7 | 20 | 0 |
| Kenny Washington | 2 | 52 | 26.0 | 27 | 0 |
| Jack Banta | 2 | 50 | 25.0 | 31 | 0 |
| Gerry Cowhig | 2 | 29 | 14.5 | 16 | 0 |
| Fred Gehrke | 2 | 29 | 14.5 | 21 | 0 |
| Pat West | 1 | 21 | 21.0 | 21 | 0 |
| Bob Hoffman | 1 | 12 | 12.0 | 12 | 0 |
| Steve Bagarus | 1 | 11 | 11.0 | 11 | 0 |
| Ray Hamilton | 1 | 10 | 10.0 | 10 | 0 |
| Jack Zilly | 1 | 10 | 10.0 | 10 | 0 |
| Mike Lazetich | 1 | 1 | 1.0 | 1 | 0 |
| Fred Naumetz | 1 | 0 | 0.0 | 0 | 0 |
| Rams | 36 | 727 | 20.2 | 75 | 0 |
| Opponents | 47 | 1,002 | 21.3 | n/a | 0 |

| Passing | Att. | Comp. | Yards | Pct. | Yards/Att. | TD | TD% | Int. | Int% | Long | Rating |
|------------------|------------|------------|--------------|-------------|-------------|-----------|------------|-----------|------------|------------|-------------|
| Bob Waterfield | 221 | 96 | 1,210 | 43.4 | 5.48 | 8 | 3.6 | 18 | 8.1 | 45 | 39.2 |
| Jim Hardy | 57 | 23 | 388 | 40.4 | 6.81 | 5 | 9.8 | 7 | 12.3 | 64 | 53.7 |
| Kenny Washington | 5 | 2 | 14 | 40.0 | 2.80 | 0 | 0.0 | 1 | 20.0 | 18 | 8.3 |
| Tom Harmon | 3 | 1 | 31 | 33.3 | 10.33 | 0 | 0.0 | 0 | 0.0 | 31 | 72.9 |
| John Ksionyak | 7 | 1 | 17 | 14.3 | 2.43 | 0 | 0.0 | 2 | 28.6 | 17 | 0.0 |
| Rams | 293 | 123 | 1,660 | 42.0 | 5.46 | 13 | 4.4 | 28 | 9.6 | 64 | 35.9 |
| Opponents | 306 | 145 | 2,059 | 47.4 | 6.73 | 14 | 4.6 | 24 | 7.8 | n/a | 52.2 |

| Rushing | No. | Yards | Avg. | Long | TD |
|------------------|------------|--------------|------------|------------|-----------|
| Kenny Washington | 60 | 444 | 7.4 | 92 | 5 |
| Tom Harmon | 60 | 306 | 5.1 | 32 | 1 |
| Fred Gehrke | 59 | 304 | 5.2 | 29 | 0 |
| Jack Banta | 40 | 193 | 4.8 | 23 | 1 |
| Dante Magnani | 48 | 178 | 3.7 | 27 | 0 |
| Pat West | 42 | 162 | 3.9 | 21 | 2 |
| Bob Hoffman | 42 | 159 | 3.8 | 20 | 3 |
| Dick Hoerner | 30 | 124 | 4.1 | 23 | 2 |
| Mel Bleeker | 23 | 111 | 4.8 | 35 | 0 |
| Gerry Cowhig | 25 | 104 | 4.2 | 21 | 0 |
| Les Horvath | 18 | 68 | 3.8 | 25 | 0 |
| Steve Bagarus | 3 | 15 | 5.0 | 10 | 0 |
| Bob Waterfield | 3 | 6 | 2.0 | 4 | 1 |
| Jack Wilson | 3 | 3 | 1.0 | 4 | 0 |
| Jim Hardy | 3 | -6 | -2.0 | 7 | 0 |
| Rams | 459 | 2,171 | 4.7 | 92 | 15 |
| Opponents | 453 | 1,544 | 3.4 | n/a | 12 |

| Receiving | No. | Yards | Avg. | Long | TD |
|------------------|------------|--------------|-------------|------------|-----------|
| Jim Benton | 35 | 511 | 14.6 | 43 | 6 |
| Jack Banta | 14 | 198 | 14.1 | 64 | 0 |
| Red Hickey | 12 | 196 | 16.3 | 42 | 2 |
| Ray Hamilton | 12 | 193 | 16.1 | 39 | 1 |
| Steve Pritko | 10 | 101 | 10.1 | 20 | 0 |
| Jack Zilly | 7 | 75 | 10.7 | 19 | 0 |
| Fred Gehrke | 6 | 19 | 3.2 | 11 | 0 |
| Tom Harmon | 5 | 89 | 17.8 | 33 | 1 |
| Dante Magnani | 4 | 57 | 14.3 | 40 | 1 |
| Kenny Washington | 3 | 40 | 13.3 | 21 | 0 |
| Les Horvath | 3 | 29 | 9.7 | 14 | 0 |
| Bill Smyth | 3 | 26 | 8.7 | 11 | 0 |
| Frank Hubbell | 2 | 60 | 30.0 | 45 | 2 |
| Bob Hoffman | 2 | 22 | 11.0 | 12 | 0 |
| Bob Waterfield | 2 | 14 | 7.0 | 18 | 0 |
| Dick Hoerner | 1 | 20 | 20.0 | 20 | 0 |
| Gil Bouley | 1 | 15 | 15.0 | 15 | 0 |
| Jack Wilson | 1 | -5 | -5.0 | -5 | 0 |
| Rams | 123 | 1,660 | 13.5 | 64 | 13 |
| Opponents | 145 | 2,059 | 14.2 | n/a | 14 |

| Interceptions | No. | Yards | Avg. | Long | TD |
|------------------|-----------|------------|-------------|------------|----------|
| Tom Harmon | 8 | 136 | 17.0 | 36 | 1 |
| Bob Waterfield | 5 | 56 | 11.2 | 35 | 0 |
| Jack Banta | 2 | 13 | 6.5 | 13 | 0 |
| Steve Bagarus | 1 | 31 | 31.0 | 31 | 0 |
| Pat West | 1 | 24 | 24.0 | 24 | 0 |
| Bob Hoffman | 1 | 14 | 14.0 | 14 | 0 |
| Fred Naumetz | 1 | 9 | 9.0 | 9 | 0 |
| Riley Matheson | 1 | 5 | 5.0 | 5 | 0 |
| Gerry Cowhig | 1 | 0 | 0.0 | 0 | 0 |
| Fred Gehrke | 1 | 0 | 0.0 | 0 | 0 |
| Jack Martin | 1 | 0 | 0.0 | 0 | 0 |
| Mel Bleeker | 1 | 0 | 0.0 | 0 | 0 |
| Rams | 24 | 288 | 12.0 | 36 | 1 |
| Opponents | 28 | 487 | 17.4 | n/a | 1 |

| Punting | No. | Yards | Avg. | Long | Blk. |
|------------------|-----------|--------------|-------------|------------|------------|
| Bob Waterfield | 59 | 2,500 | 42.4 | 86 | 1 |
| Jim Hardy | 10 | 263 | 26.3 | 45 | 0 |
| Jack Banta | 3 | 125 | 41.7 | 45 | 0 |
| Rams | 72 | 2,888 | 40.1 | 86 | 1 |
| Opponents | 76 | 3,119 | 41.1 | n/a | n/a |

| Punt Returns | No. | Yards | Avg. | Long | TD |
|------------------|-----------|------------|-------------|------------|----------|
| Tom Harmon | 27 | 392 | 14.5 | 88 | 1 |
| Fred Gehrke | 4 | 112 | 28.0 | 66 | 1 |
| Les Horvath | 4 | 29 | 7.2 | 15 | 0 |
| Kenny Washington | 3 | 44 | 14.7 | 23 | 0 |
| Jack Banta | 2 | 19 | 9.5 | 15 | 0 |
| Steve Bagarus | 2 | 18 | 9.0 | 13 | 0 |
| Gil Bouley | 1 | 24 | 24.0 | 24 | 0 |
| Bob Waterfield | 1 | 2 | 2.0 | 2 | 0 |
| Rams | 44 | 640 | 14.5 | 88 | 2 |
| Opponents | 29 | 352 | 12.1 | n/a | 1 |

| Kickoff Returns | No. | Yards | Avg. | Long | TD |
|------------------|-----------|--------------|-------------|------------|----------|
| Tom Harmon | 9 | 208 | 23.1 | 34 | 0 |
| Dante Magnani | 6 | 186 | 31.0 | 75 | 0 |
| Les Horvath | 3 | 58 | 19.3 | 25 | 0 |
| Mel Bleeker | 3 | 50 | 16.7 | 20 | 0 |
| Kenny Washington | 2 | 52 | 26.0 | 27 | 0 |
| Jack Banta | 2 | 50 | 25.0 | 31 | 0 |
| Gerry Cowhig | 2 | 29 | 14.5 | 16 | 0 |
| Fred Gehrke | 2 | 29 | 14.5 | 21 | 0 |
| Pat West | 1 | 21 | 21.0 | 21 | 0 |
| Bob Hoffman | 1 | 12 | 12.0 | 12 | 0 |
| Steve Bagarus | 1 | 11 | 11.0 | 11 | 0 |
| Ray Hamilton | 1 | 10 | 10.0 | 10 | 0 |
| Jack Zilly | 1 | 10 | 10.0 | 10 | 0 |
| Mike Lazetich | 1 | 1 | 1.0 | 1 | 0 |
| Fred Naumetz | 1 | 0 | 0.0 | 0 | 0 |
| Rams | 36 | 727 | 20.2 | 75 | 0 |
| Opponents | 47 | 1,002 | 21.3 | n/a | 0 |



1946 (6-4-1) 2nd, Western Conf - Adam Walsh



| Date | W/L | Score | Opponent | Attend. |
|------------------|-----|-------|----------------------|-----------|
| 9/29 | L | 14-25 | Philadelphia | (30,500) |
| 10/6 | W | 21-17 | at Green Bay | (27,049) |
| 10/13 | T | 28-28 | at Chicago Bears | (44,211) |
| 10/20 | W | 35-14 | Detroit | (27,928) |
| 10/27 | L | 10-34 | at Chicago Cardinals | (38,180) |
| 11/3 | W | 41-20 | at Detroit | (34,447) |
| 11/10 | L | 21-27 | Chicago Bears | (68,831) |
| 11/17 | W | 17-14 | Chicago Cardinals | (38,271) |
| 11/24 | L | 21-40 | at Boston | (23,689) |
| 12/5 | W | 31-21 | at New York Giants | (47,366) |
| 12/8 | W | 38-17 | Green Bay | (46,838) |
| Total Attendance | | | | (427,310) |

| | Rams | OPP |
|----------------------------|----------------|----------------|
| First Downs | 214 | 170 |
| Rushing | 102 | 76 |
| Passing | 91 | 75 |
| Penalty | 21 | 19 |
| Total Yards | 3,793 | 3,525 |
| Avg./Game | 344.8 | 320.0 |
| Total Plays | 786 | 729 |
| Avg./Play | 4.8 | 4.8 |
| Net Yards Rushing | 1,683 | 1,325 |
| Avg./Game | 153.0 | 210.4 |
| Total Rushes | 404 | 402 |
| Gross Yards Passing | 2,080 | 2,154 |
| Avg./Game | 189.1 | 195.8 |
| Att-Comp-Int | 326-153-24 | 265-112-23 |
| Comp. % | 46.5 | 42.3 |
| Punts/Avg. | 45-44.4 | 51-40.4 |
| Penalties/Yards | 80-764 | 89-702 |
| Fumbles/ Ball Lost | 31-20 | 35-15 |
| Touchdowns | 37 | 35 |
| Rushing | 14 | 13 |
| Passing | 19 | 21 |
| Returns | 4 | 1 |

| Scoring | TD | Ru | Pa | Rt | PAT | FG | S | Pts. |
|------------------|-----------|-----------|-----------|----------|---------------|--------------|----------|------------|
| Waterfield | 1 | 1 | 0 | 0 | 37-37 | 6-9 | 0 | 61 |
| Benton | 6 | 0 | 6 | 0 | 0-0 | 0-0 | 0 | 36 |
| Gehrke | 5 | 3 | 2 | 0 | 0-0 | 0-0 | 0 | 30 |
| Harmon | 5 | 2 | 2 | 1 | 0-0 | 0-0 | 0 | 30 |
| Hickey | 3 | 0 | 3 | 0 | 0-0 | 0-0 | 0 | 18 |
| Holovak | 3 | 3 | 0 | 0 | 0-0 | 0-0 | 0 | 18 |
| Hoffman | 3 | 3 | 0 | 0 | 0-0 | 0-0 | 0 | 18 |
| Shaw | 3 | 0 | 2 | 1 | 0-0 | 0-0 | 0 | 18 |
| Pritko | 2 | 0 | 2 | 0 | 0-0 | 0-0 | 0 | 12 |
| Banta | 1 | 0 | 1 | 0 | 0-0 | 0-0 | 0 | 6 |
| Farmer | 1 | 1 | 0 | 0 | 0-0 | 0-0 | 0 | 6 |
| Washington | 1 | 1 | 0 | 0 | 0-0 | 0-0 | 0 | 6 |
| Levy | 1 | 0 | 0 | 1 | 0-0 | 0-0 | 0 | 6 |
| West | 1 | 0 | 0 | 1 | 0-0 | 0-0 | 0 | 6 |
| Wilson | 1 | 0 | 1 | 0 | 0-0 | 0-0 | 0 | 6 |
| Rams | 37 | 14 | 19 | 4 | 37-37 | 6-9 | 0 | 277 |
| Opponents | 35 | 13 | 21 | 1 | 30-n/a | 5-n/a | 1 | 257 |

| Passing | Att. | Comp. | Yards | Pct. | Yards/Att. |
|------------------|------------|------------|--------------|-------------|-------------|
| Bob Waterfield | 251 | 127 | 1,747 | 50.5 | 6.96 |
| Jim Hardy | 64 | 24 | 285 | 37.5 | 4.45 |
| Fred Gehrke | 1 | 1 | 29 | 100.0 | 29.00 |
| Kenny Washington | 8 | 1 | 19 | 12.5 | 2.38 |
| Tom Farmer | 2 | 0 | 0 | 0.0 | 0.00 |
| Rams | 326 | 153 | 2,080 | 46.9 | 6.38 |
| Opponents | 265 | 112 | 2,154 | 42.3 | 8.13 |

| Rushing | No. | Yards | Avg. | Long | TD |
|------------------|------------|--------------|------------|------------|-----------|
| Fred Gehrke | 71 | 371 | 5.2 | 53 | 3 |
| Tom Harmon | 47 | 236 | 5.0 | 84 | 2 |
| Pat West | 40 | 226 | 5.7 | 72 | 0 |
| Mike Holovak | 55 | 211 | 3.8 | 22 | 3 |
| Jack Banta | 44 | 209 | 4.7 | 25 | 0 |
| Bob Hoffman | 42 | 162 | 3.8 | 19 | 3 |
| Jack Wilson | 19 | 120 | 6.3 | 35 | 0 |
| Kenny Washington | 23 | 114 | 5.0 | 19 | 1 |
| Tom Farmer | 28 | 90 | 3.2 | 17 | 1 |
| Steve Susic | 7 | 18 | 2.7 | 9 | 0 |
| Ralph Ruthstrom | 2 | -4 | -2.0 | 1 | 0 |
| Jim Hardy | 10 | -10 | -1.0 | 6 | 0 |
| Bob Waterfield | 16 | -60 | -3.8 | 6 | 1 |
| Rams | 404 | 1,683 | 4.1 | 84 | 14 |
| Opponents | 402 | 1,325 | 3.3 | n/a | 13 |

| Receiving | No. | Yards | Avg. | Long | TD |
|------------------|------------|--------------|-------------|------------|-----------|
| Jim Benton | 63 | 981 | 15.5 | 57 | 6 |
| Steve Pritko | 18 | 185 | 10.3 | 29 | 2 |
| Fred Gehrke | 11 | 83 | 7.6 | 21 | 2 |
| Tom Harmon | 10 | 199 | 19.9 | 45 | 2 |
| Red Hickey | 8 | 213 | 26.6 | 60 | 3 |
| Ray Hamilton | 8 | 92 | 11.4 | 16 | 0 |
| Jack Banta | 8 | 81 | 10.1 | 32 | 1 |
| Kenny Washington | 6 | 83 | 13.8 | 20 | 0 |
| Tom Farmer | 6 | 17 | 2.8 | 13 | 0 |
| Bob Shaw | 4 | 63 | 15.7 | 28 | 2 |
| Woody Strode | 4 | 37 | 9.2 | 19 | 0 |
| Jack Wilson | 3 | 30 | 10.0 | 15 | 1 |
| Mike Holovak | 2 | 6 | 3.0 | 8 | 0 |
| Ralph Ruthstrom | 1 | 9 | 9.0 | 9 | 0 |
| Steve Susic | 1 | 1 | 1.0 | 1 | 0 |
| Rams | 153 | 2,080 | 13.6 | 60 | 19 |
| Opponents | 112 | 2,154 | 19.2 | n/a | 21 |

| Interceptions | No. | Yards | Avg. | Long | TD |
|------------------|-----------|------------|-------------|------------|----------|
| Bob Waterfield | 5 | 72 | 14.4 | 28 | 0 |
| Riley Matheson | 4 | 11 | 2.8 | 7 | 0 |
| Tom Harmon | 3 | 97 | 32.3 | 85 | 1 |
| Fred Gehrke | 3 | 63 | 21.0 | 41 | 0 |
| Jack Banta | 2 | 44 | 22.0 | 39 | 0 |
| Jack Wilson | 1 | 32 | 32.0 | 32 | 0 |
| Roger Harding | 1 | 14 | 14.0 | 14 | 0 |
| Jim Hardy | 1 | 8 | 8.0 | 8 | 0 |
| Jake Fawcett | 1 | 5 | 5.0 | 5 | 0 |
| Fred Naumetz | 1 | 1 | 1.0 | 1 | 0 |
| Les Lear | 1 | 0 | 0.0 | 0 | 0 |
| Rams | 23 | 376 | 16.3 | 85 | 1 |
| Opponents | 24 | 386 | 16.1 | n/a | 0 |

| Punting | No. | Yards | Avg. | Long | Bik. |
|------------------|-----------|--------------|-------------|------------|------------|
| Bob Waterfield | 39 | 1,743 | 44.6 | 65 | 0 |
| Jim Hardy | 5 | 209 | 41.8 | 47 | 0 |
| Jack Banta | 1 | 44 | 44.0 | 44 | 0 |
| Rams | 45 | 1,996 | 44.4 | 65 | 0 |
| Opponents | 51 | 2,060 | 40.4 | n/a | n/a |

| Punt Returns | No. | Yards | Avg. | Long | TD |
|------------------|-----------|------------|-------------|------------|----------|
| Fred Gehrke | 8 | 59 | 7.3 | 20 | 0 |
| Jack Wilson | 5 | 99 | 19.8 | 70 | 0 |
| Tom Harmon | 5 | 57 | 11.4 | 21 | 0 |
| Tom Farmer | 4 | 40 | 10.0 | 13 | 0 |
| Jack Banta | 2 | 26 | 13.0 | 24 | 0 |
| Bob Waterfield | 1 | 12 | 12.0 | 12 | 0 |
| Ralph Ruthstrom | 1 | 2 | 2.0 | 2 | 0 |
| Rams | 26 | 295 | 11.3 | 70 | 0 |
| Opponents | 27 | 350 | 12.9 | n/a | 0 |

| Kickoff Returns | No. | Yards | Avg. | Long | TD |
|------------------|-----------|--------------|-------------|------------|----------|
| Fred Gehrke | 8 | 186 | 23.2 | 28 | 0 |
| Jack Wilson | 6 | 145 | 24.1 | 68 | 0 |
| Jack Banta | 8 | 142 | 17.7 | 33 | 0 |
| Tom Harmon | 6 | 134 | 22.3 | 31 | 0 |
| Tom Farmer | 4 | 129 | 32.2 | 92 | 0 |
| Pat West | 4 | 49 | 12.3 | 19 | 0 |
| Kenny Washington | 2 | 39 | 19.5 | 24 | 0 |
| Bob Shaw | 1 | 52 | 52.0 | 52 | 1 |
| Steve Susic | 1 | 20 | 20.0 | 20 | 0 |
| Mike Holovak | 1 | 18 | 18.0 | 18 | 0 |
| Red Hickey | 1 | 14 | 14.0 | 14 | 0 |
| Woody Strode | 1 | 6 | 6.0 | 6 | 0 |
| Rams | 43 | 887 | 20.6 | 92 | 1 |
| Opponents | 52 | 1,301 | 25.0 | n/a | 1 |

| TD | TD% | Int. | Int% | Long | Rating |
|-----------|------------|-----------|------------|------------|-------------|
| 18 | 7.2 | 17 | 6.8 | 57 | 68.9 |
| 2 | 3.1 | 7 | 10.9 | 60 | 22.7 |
| 0 | 0.0 | 0 | 0.0 | 29 | 118.8 |
| 0 | 0.0 | 0 | 0.0 | 19 | 39.6 |
| 0 | 0.0 | 0 | 0.0 | 0 | 39.6 |
| 20 | 6.1 | 24 | 7.4 | 60 | 57.6 |
| 21 | 7.9 | 23 | 8.7 | n/a | 61.4 |



1945 (9-1) 1st, Western Conf - Adam Walsh



| Date | W/L | Score | Opponent | Attend. |
|------------------|----------|--------------|----------------------|-----------------|
| 9/30 | W | 21-0 | Chicago Cardinals | (10,872) |
| 10/7 | W | 17-0 | Chicago Bears | (19,580) |
| 10/14 | W | 27-14 | at Green Bay | (24,607) |
| 10/21 | W | 41-21 | at Chicago Bears | (28,273) |
| 10/28 | L | 14-28 | at Philadelphia | (38,149) |
| 11/4 | W | 21-17 | at New York | (46,219) |
| 11/11 | W | 20-7 | Green Bay | (28,686) |
| 11/18 | W | 35-21 | at Chicago Cardinals | (18,000) |
| 11/22 | W | 38-21 | at Detroit | (40,017) |
| 12/2 | W | 20-7 | Boston | (18,470) |
| 12/16 | W | 15-14 | Washington* | (32,178) |
| Total Attendance | | | | (305,051) |

* NFL Championship

| | Rams | OPP |
|----------------------------|----------------|----------------|
| First Downs | 137 | 129 |
| Rushing | 68 | 67 |
| Passing | 60 | 51 |
| Penalty | 9 | 11 |
| Total Yards | 3,546 | 2,520 |
| Avg./Game | 354.6 | 252.0 |
| Total Plays | 621 | 658 |
| Avg./Play | 5.7 | 3.8 |
| Net Yards Rushing | 1,714 | 1,026 |
| Avg./Game | 171.4 | 102.6 |
| Total Rushes | 372 | 349 |
| Gross Yards Passing | 1,767 | 1,463 |
| Avg./Game | 176.7 | 146.3 |
| Att-Comp-Int | 199-99-20 | 253-99-28 |
| Comp. % | 49.7 | 39.1 |
| Punts/Avg. | 47-40.1 | 52-36.4 |
| Penalties/Yards | 67-593 | 43-391 |
| Fumbles/ Ball Lost | 34-18 | 31-15 |
| Touchdowns | 35 | 19 |
| Rushing | 19 | 10 |
| Passing | 16 | 9 |
| Returns | 0 | 0 |

| Scoring | TD | Ru | Pa | Rt | PAT | FG | S | Pts. |
|------------------|-----------|-----------|-----------|----------|--------------|------------|----------|------------|
| Bob Waterfield | 5 | 5 | 0 | 0 | 31-35 | 1-3 | 0 | 64 |
| Jim Benton | 8 | 0 | 8 | 0 | 0-0 | 0-0 | 0 | 48 |
| Fred Gehrke | 8 | 7 | 1 | 0 | 0-0 | 0-0 | 0 | 48 |
| Tom Colella | 4 | 2 | 2 | 0 | 0-0 | 0-0 | 0 | 24 |
| Don Greenwood | 4 | 4 | 0 | 0 | 0-0 | 0-0 | 0 | 24 |
| Steve Pritko | 4 | 0 | 4 | 0 | 0-0 | 0-0 | 0 | 24 |
| Jim Gillette | 1 | 1 | 0 | 0 | 0-0 | 0-0 | 0 | 6 |
| Harvey Jones | 1 | 0 | 1 | 0 | 0-0 | 0-0 | 0 | 6 |
| Rams | 35 | 19 | 16 | 0 | 31-35 | 1-3 | 0 | 224 |
| Opponents | 19 | 10 | 9 | 0 | 19-19 | 1-4 | 0 | 136 |

| Rushing | No. | Yards | Avg. | Long | TD |
|------------------|------------|--------------|------------|------------|-----------|
| Fred Gehrke | 74 | 467 | 6.3 | 72t | 7 |
| Jim Gillette | 63 | 390 | 6.1 | 52 | 1 |
| Don Greenwood | 101 | 376 | 3.7 | 35 | 4 |
| Tom Colella | 46 | 224 | 4.8 | 30 | 2 |
| George Koch | 12 | 101 | 8.4 | 32 | 0 |
| Ralph Ruthstrom | 10 | 74 | 7.4 | 34 | 0 |
| Pat West | 19 | 45 | 2.3 | 9 | 0 |
| Bob Waterfield | 18 | 18 | 1.0 | 16t | 5 |
| Harvey Jones | 8 | 15 | 1.8 | 5 | 0 |
| Walkt Zirinsky | 3 | 3 | 1.0 | 2 | 0 |
| Jim Worden | 4 | 3 | 0.8 | 7 | 0 |
| Jack Jacobs | 2 | 0 | 0.0 | 0 | 0 |
| Albie Reisz | 12 | -2 | -0.1 | 16 | 0 |
| Rams | 372 | 1,714 | 4.6 | 72t | 19 |
| Opponents | 349 | 1,026 | 2.9 | n/a | 10 |

| Receiving | No. | Yards | Avg. | Long | TD |
|------------------|-----------|--------------|-------------|------------|-----------|
| Jim Benton | 45 | 1,067 | 23.7 | 84t | 8 |
| Steve Pritko | 19 | 255 | 13.4 | 35 | 4 |
| Fred Gehrke | 8 | 90 | 11.2 | 23 | 1 |
| Tom Colella | 7 | 64 | 9.1 | 20 | 2 |
| Jim Gillette | 6 | 48 | 8.0 | 15 | 0 |
| Red Hickey | 4 | 76 | 19.0 | 33 | 0 |
| Ray Hamilton | 4 | 50 | 12.5 | 14 | 0 |
| Don Greenwood | 3 | 72 | 24.0 | 42 | 0 |
| Harvey Jones | 2 | 36 | 18.0 | 44t | 1 |
| Albie Reisz | 1 | 11 | 11.0 | 11 | 0 |
| Pat West | 1 | -2 | -2.0 | -2 | 0 |
| Rams | 99 | 1,767 | 17.8 | 84t | 16 |
| Opponents | 99 | 1,463 | 14.8 | n/a | 9 |

| Interceptions | No. | Yards | Avg. | Long | TD |
|------------------|-----------|------------|-------------|------------|----------|
| Bob Waterfield | 6 | 92 | 15.3 | 29 | 0 |
| Mike Scarry | 4 | 32 | 8.0 | 18 | 0 |
| Fred Gehrke | 4 | 16 | 4.0 | 14 | 0 |
| Jim Gillette | 4 | 8 | 2.0 | 4 | 0 |
| Harvey Jones | 2 | 73 | 36.5 | 53 | 0 |
| Albie Reisz | 2 | 55 | 27.5 | 55 | 0 |
| Riley Matheson | 2 | 49 | 24.5 | 45 | 0 |
| Ralph Ruthstrom | 1 | 46 | 46.0 | 46 | 0 |
| Roger Harding | 1 | 16 | 16.0 | 16 | 0 |
| Sonny Liles | 1 | 6 | 6.0 | 6 | 0 |
| Joe Winkler | 1 | 5 | 5.0 | 5 | 0 |
| Rams | 28 | 398 | 14.2 | 55 | 0 |
| Opponents | 20 | 353 | 17.7 | n/a | 0 |

| Punting | No. | Yards | Avg. | Long | Blk. |
|------------------|-----------|--------------|-------------|------------|------------|
| Bob Waterfield | 39 | 1,601 | 40.7 | 68 | 1 |
| Albie Reisz | 7 | 241 | 34.4 | 51 | 0 |
| Jack Jacobs | 1 | 43 | 43.0 | 43 | 0 |
| Rams | 47 | 1,885 | 40.1 | 68 | 1 |
| Opponents | 52 | 1,893 | 36.4 | n/a | n/a |

| Punt Returns | No. | Yards | Avg. | Long | TD |
|------------------|-----------|------------|-------------|------------|----------|
| Fred Gehrke | 8 | 120 | 15.0 | 49 | 0 |
| Albie Reisz | 8 | 78 | 9.7 | 15 | 0 |
| Jim Gillette | 7 | 53 | 7.5 | 20 | 0 |
| Ralph Ruthstrom | 3 | 47 | 15.7 | 23 | 0 |
| Bob Waterfield | 2 | 34 | 17.0 | 18 | 0 |
| Tom Colella | 1 | 10 | 10.0 | 10 | 0 |
| Jack Jacobs | 1 | 6 | 6.0 | 6 | 0 |
| Riley Matheson | 1 | 5 | 5.0 | 5 | 0 |
| Rams | 31 | 353 | 11.3 | 49 | 0 |
| Opponents | 28 | 333 | 11.9 | n/a | 0 |

| Kickoff Returns | No. | Yards | Avg. | Long | TD |
|------------------|-----------|------------|-------------|------------|----------|
| Fred Gehrke | 9 | 173 | 19.2 | 30 | 0 |
| Don Greenwood | 5 | 106 | 21.2 | 30 | 0 |
| Jim Gillette | 4 | 66 | 16.5 | 20 | 0 |
| Tom Colella | 3 | 79 | 29.7 | 30 | 0 |
| Jim Benton | 3 | 16 | 5.3 | 10 | 0 |
| George Koch | 1 | 7 | 7.0 | 7 | 0 |
| Bob Shaw | 1 | 1 | 1.0 | 1 | 0 |
| Rams | 26 | 438 | 16.8 | 30 | 0 |
| Opponents | 45 | 923 | 20.5 | n/a | 0 |

| Passing | Att. | Comp. | Yards | Pct. | Yards/Att. | TD | TD% | Int. | Int% | Long | Rating |
|------------------|------------|-----------|--------------|-------------|-------------|-----------|------------|-----------|-------------|------------|-------------|
| Bob Waterfield | 171 | 88 | 1,609 | 51.4 | 9.41 | 14 | 8.2 | 16 | 9.4 | 84t | 72.5 |
| Bill Reisz | 21 | 8 | 146 | 38.0 | 6.95 | 1 | 4.8 | 3 | 14.3 | 44t | 39.1 |
| Jack Jacobs | 5 | 3 | 12 | 60.0 | 2.40 | 0 | 0.0 | 0 | 0.0 | 11 | 64.6 |
| Tom Colella | 1 | 0 | 0 | 0.0 | 0.00 | 0 | 0.0 | 0 | 0.0 | 0 | 39.6 |
| Joe Nemeth | 1 | 0 | 0 | 0.0 | 0.00 | 0 | 0.0 | 0 | 0.0 | 0 | 39.6 |
| Rams | 199 | 99 | 1,767 | 49.7 | 8.88 | 16 | 8.0 | 20 | 10.1 | 84t | 67.8 |
| Opponents | 253 | 99 | 1,463 | 39.1 | 5.78 | 9 | 3.6 | 28 | 11.1 | n/a | 31.1 |



1944 (4-6) 4th, Western Div. - Aldo (Buff) Donnelly



| Date | W/L | Score | Opponent | Attend. |
|------------------|-----|-------|------------------------|-----------|
| 9/24 | W | 30-28 | at Card.-Pitt. (Pitt.) | (20,698) |
| 10/8 | W | 19-7 | Chicago Bears | (15,750) |
| 10/15 | W | 20-17 | at Detroit | (21,115) |
| 10/22 | L | 21-30 | at Green Bay | (18,780) |
| 10/29 | L | 21-28 | at Chicago Bears | (23,644) |
| 11/5 | L | 10-14 | at Washington | (35,540) |
| 11/12 | L | 7-42 | Green Bay | (17,166) |
| 11/19 | W | 33-6 | at Card.-Pitt. (Chi.) | (2,910) |
| 11/26 | L | 14-26 | Detroit | (7,462) |
| 12/10 | L | 13-26 | at Philadelphia | (24,123) |
| Total Attendance | | | | (305,051) |

| | Rams | OPP |
|----------------------------|----------------|----------------|
| First Downs | 104 | 116 |
| Rushing | 51 | 69 |
| Passing | 43 | 41 |
| Penalty | 10 | 6 |
| Total Yards | 2,388 | 2,887 |
| Avg./Game | 238.8 | 288.7 |
| Total Plays | 630 | 641 |
| Avg./Play | 3.8 | 4.5 |
| Net Yards Rushing | 1,141 | 1,412 |
| Avg./Game | 114.1 | 141.2 |
| Total Rushes | 358 | 387 |
| Gross Yards Passing | 1,261 | 1,434 |
| Avg./Game | 126.1 | 143.4 |
| Att-Comp-Int | 208-85-26 | 206-87-27 |
| Comp. % | 40.9 | 42.3 |
| Punts/Avg. | 57-38.7 | 55-38.5 |
| Penalties/Yards | 64-441 | 77-627 |
| Fumbles/ Ball Lost | 28-15 | 27-10 |
| Touchdowns | 26 | 32 |
| Rushing | 13 | 16 |
| Passing | 13 | 16 |
| Returns | 0 | 0 |

| Scoring | TD | Ru | Pa | Rt | PAT | FG | S | Pts. |
|------------------|-----------|-----------|-----------|----------|--------------|------------|----------|------------|
| Lou Zontini | 4 | 3 | 1 | 0 | 14-16 | 3-6 | 0 | 47 |
| Jim Benton | 7 | 1 | 6 | 0 | 0-0 | 0-0 | 0 | 42 |
| Tom Colella | 3 | 2 | 1 | 0 | 0-0 | 1-1 | 0 | 21 |
| Steve Pritko | 3 | 0 | 3 | 0 | 0-0 | 0-0 | 0 | 18 |
| Jim Gillette | 2 | 2 | 0 | 0 | 0-0 | 0-0 | 0 | 12 |
| Albie Reisz | 2 | 2 | 0 | 0 | 0-0 | 0-0 | 0 | 12 |
| Pat West | 1 | 1 | 0 | 0 | 6-8 | 0-0 | 0 | 12 |
| Ray Hamilton | 1 | 0 | 1 | 0 | 0-0 | 0-0 | 0 | 6 |
| Harvey Jones | 1 | 1 | 0 | 0 | 0-0 | 0-0 | 0 | 6 |
| Mike Kabealo | 1 | 1 | 0 | 0 | 0-0 | 0-0 | 0 | 6 |
| John Petchel | 1 | 0 | 1 | 0 | 0-0 | 0-0 | 0 | 6 |
| Rams | 26 | 13 | 13 | 0 | 20-26 | 4-7 | 0 | 188 |
| Opponents | 32 | 16 | 16 | 0 | 27-32 | 1-3 | 0 | 224 |

| Rushing | No. | Yards | Avg. | Long | TD |
|------------------|------------|--------------|------------|------------|-----------|
| Pat West | 66 | 220 | 3.3 | 31 | 0 |
| Tom Colella | 53 | 208 | 4.0 | 75 | 2 |
| Mike Kabealo | 47 | 152 | 3.2 | 11 | 1 |
| Albie Reisz | 69 | 134 | 1.9 | 46 | 2 |
| Harvey Jones | 38 | 133 | 3.5 | 36 | 1 |
| Jim Gillette | 26 | 131 | 5.0 | 58 | 2 |
| Lou Zontini | 33 | 105 | 3.1 | 16 | 3 |
| Roy Huggins | 12 | 41 | 3.5 | 15 | 0 |
| John Petchel | 5 | 11 | 2.2 | 6 | 0 |
| Dave Bernard | 1 | 6 | 6.0 | 6 | 0 |
| Stan Skoczen | 1 | 0 | 0.0 | 0 | 0 |
| John Karrs | 7 | 0 | 0.0 | 3 | 0 |
| Rams | 358 | 1,141 | 3.2 | 75 | 13 |
| Opponents | 387 | 1,412 | 3.6 | n/a | 16 |

| Receiving | No. | Yards | Avg. | Long | TD |
|------------------|-----------|--------------|-------------|------------|-----------|
| Dave Benton | 39 | 505 | 12.9 | 36 | 6 |
| Steve Pritko | 18 | 296 | 16.4 | 53 | 3 |
| Pat West | 9 | 64 | 7.1 | 18 | 0 |
| Harvey Jones | 6 | 59 | 9.8 | 19 | 0 |
| Ray Hamilton | 3 | 113 | 37.6 | 70 | 1 |
| Lou Zontini | 3 | 88 | 29.3 | 53 | 1 |
| Tom Colella | 2 | 64 | 32.0 | 54 | 1 |
| Mike Kabealo | 2 | 20 | 10.0 | 12 | 0 |
| John Petchel | 1 | 43 | 43.0 | 43 | 1 |
| Jake Fawcett | 1 | 9 | 9.0 | 9 | 0 |
| Roy Huggins | 1 | 0 | 0.0 | 0 | 0 |
| Rams | 85 | 1,261 | 14.8 | 70 | 13 |
| Opponents | 87 | 1,434 | 16.5 | n/a | 16 |

| Interceptions | No. | Yards | Avg. | Long | TD |
|------------------|-----------|------------|-------------|------------|----------|
| Tom Colella | 4 | 53 | 13.3 | 19 | 0 |
| Albie Reisz | 3 | 72 | 24.0 | 25 | 0 |
| Harvey Jones | 3 | 71 | 23.6 | 32 | 0 |
| Jim Gillette | 3 | 29 | 9.6 | 15 | 0 |
| Riley Matheson | 3 | 12 | 4.0 | 6 | 0 |
| Lou Zontini | 2 | 14 | 7.0 | 10 | 0 |
| Mike Kabealo | 2 | 9 | 4.5 | 9 | 0 |
| Pat West | 2 | 5 | 2.5 | 3 | 0 |
| John Petchel | 1 | 25 | 25.0 | 25 | 0 |
| Bill Rieth | 1 | 12 | 12.0 | 12 | 0 |
| Mike Scarry | 1 | 5 | 5.0 | 5 | 0 |
| Steve Pritko | 1 | 3 | 3.0 | 3 | 0 |
| Tom Corbo | 1 | 0 | 0.0 | 3 | 0 |
| Rams | 27 | 310 | 11.5 | 32 | 0 |
| Opponents | 26 | 289 | 11.1 | n/a | 0 |

| Punting | No. | Yards | Avg. | Long | Blk. |
|------------------|-----------|--------------|-------------|------------|------------|
| Albie Reisz | 24 | 960 | 40.0 | 66 | 0 |
| Tom Colella | 33 | 1,236 | 37.8 | 63 | 0 |
| Rams | 57 | 2,206 | 38.4 | 66 | 0 |
| Opponents | 55 | 1,969 | 35.8 | n/a | n/a |

| Punt Returns | No. | Yards | Avg. | Long | TD |
|------------------|-----------|------------|-------------|------------|----------|
| Mike Kabealo | 7 | 64 | 9.1 | 16 | 0 |
| Harvey Jones | 6 | 66 | 11.0 | 18 | 0 |
| Albie Reisz | 5 | 68 | 13.6 | 21 | 0 |
| Tom Colella | 4 | 65 | 16.5 | 29 | 0 |
| Lou Zontini | 4 | 47 | 11.7 | 14 | 0 |
| Jim Gillette | 1 | 16 | 16.0 | 16 | 0 |
| Pat West | 1 | 0 | 0.0 | 0 | 0 |
| Rams | 28 | 326 | 11.6 | 29 | 0 |
| Opponents | 24 | 291 | 12.1 | n/a | 0 |

| Kickoff Returns | No. | Yards | Avg. | Long | TD |
|------------------|-----------|------------|-------------|------------|----------|
| Albie Reisz | 12 | 285 | 23.7 | 44 | 0 |
| Tom Colella | 10 | 241 | 24.1 | 41 | 0 |
| Mike Kabealo | 4 | 126 | 31.5 | 51 | 0 |
| Jim Gillette | 4 | 115 | 28.8 | 38 | 0 |
| Lou Zontini | 3 | 66 | 22.0 | 34 | 0 |
| Jim Benton | 2 | 4 | 2.0 | 3 | 0 |
| Jake Fawcett | 2 | 2 | 1.0 | 2 | 0 |
| Harvey Jones | 1 | 33 | 33.0 | 33 | 0 |
| Norm Olsen | 1 | 19 | 19.0 | 19 | 0 |
| John Petchel | 1 | 17 | 17.0 | 17 | 0 |
| Pat West | 1 | 15 | 15.0 | 15 | 0 |
| Unknown | 2 | 41 | 21.0 | n/a | 0 |
| Rams | 43 | 965 | 22.4 | 51 | 0 |
| Opponents | 36 | 871 | 24.2 | n/a | 0 |

| Passing | Att. | Comp. | Yards | Pct. | Yards/Att. | TD | TD% | Int. | Int% | Long | Rating |
|------------------|------------|-----------|--------------|-------------|-------------|-----------|------------|-----------|-------------|------------|-------------|
| Albie Reisz | 113 | 49 | 777 | 43.4 | 6.88 | 8 | 7.1 | 10 | 8.8 | 70 | 53.6 |
| Tom Colella | 76 | 27 | 336 | 35.5 | 4.42 | 4 | 5.3 | 10 | 13.2 | 25 | 28.1 |
| John Karrs | 10 | 4 | 49 | 40.0 | 4.90 | 0 | 0.0 | 4 | 40.0 | 23 | 16.3 |
| Lou Zontini | 2 | 2 | 18 | 100.0 | 9.00 | 0 | 0.0 | 0 | 0.0 | 0 | 104.2 |
| Mike Kabealo | 1 | 1 | 54 | 100.0 | 54.00 | 1 | 100.0 | 0 | 0.0 | 0 | 158.3 |
| Dave Bernard | 4 | 0 | 0 | 0.0 | 0.00 | 0 | 0.0 | 2 | 50.0 | 0 | 0.0 |
| Rams | 208 | 85 | 1,261 | 40.9 | 6.06 | 13 | 6.3 | 26 | 12.5 | 70 | 42.6 |
| Opponents | 206 | 87 | 1,434 | 42.3 | 6.96 | 16 | 7.8 | 27 | 13.1 | n/a | 52.6 |



1942 (5-6) 3rd, Western Div. - Earl (Dutch) Clark



| Date | W/L | Score | Opponent | Attend. |
|------------------|-----|-------|-------------------------|-----------|
| 9/13 | L | 0-7 | Chicago Cards (Buffalo) | (18,698) |
| 9/20 | W | 24-14 | Philadelphia | (6,434) |
| 9/27 | W | 14-0 | at Detroit | (14,646) |
| 10/4 | L | 7-21 | Chicago Bears | (17,161) |
| 10/11 | L | 14-33 | at Washington | (6,329) |
| 10/18 | L | 28-45 | at Green Bay | (16,473) |
| 10/25 | W | 7-3 | Chicago Cardinals | (33,250) |
| 11/1 | W | 17-0 | at Brooklyn | (12,000) |
| 11/8 | L | 12-30 | Green Bay | (7,896) |
| 11/15 | W | 27-7 | Detroit | (4,029) |
| 11/29 | L | 0-47 | at Chicago Bears | (13,195) |
| Total Attendance | | | | (150,111) |

| | Rams | OPP |
|----------------------------|----------------|----------------|
| First Downs | 103 | 165 |
| Rushing | 36 | 92 |
| Passing | 60 | 60 |
| Penalty | 7 | 13 |
| Total Yards | 2,413 | 3,544 |
| Avg./Game | 219.4 | 322.2 |
| Total Plays | 646 | 790 |
| Avg./Play | 3.7 | 4.5 |
| Net Yards Rushing | 875 | 1,744 |
| Avg./Game | 79.5 | 158.5 |
| Total Rushes | 310 | 463 |
| Gross Yards Passing | 1,537 | 1,745 |
| Avg./Game | 139.7 | 158.6 |
| Att-Comp-Int | 249-109-27 | 262-125-23 |
| Comp. % | 42.1 | 47.7 |
| Punts/Avg. | 77-40.3 | 56-40.6 |
| Penalties/Yards | 45-315 | 46-387 |
| Fumbles/Ball Lost | 20-8 | 21-11 |
| Touchdowns | 20 | 28 |
| Rushing | 5 | 11 |
| Passing | 13 | 17 |
| Returns | 2 | 0 |

| Scoring | TD | Ru | Pa | Rt | PAT | FG | S | Pts. |
|------------------|-----------|-----------|-----------|----------|--------------|------------|----------|------------|
| Dante Magnani | 5 | 1 | 4 | 0 | 0-0 | 0-0 | 0 | 30 |
| Chet Adams | 0 | 0 | 0 | 0 | 14-15 | 3-6 | 0 | 23 |
| Ben Hightower | 3 | 0 | 3 | 0 | 0-0 | 0-0 | 0 | 18 |
| Bill Lazetich | 2 | 1 | 1 | 0 | 0-0 | 0-0 | 0 | 12 |
| George Platukis | 2 | 0 | 1 | 1 | 0-0 | 0-0 | 0 | 12 |
| Gaylon Smith | 2 | 2 | 0 | 0 | 0-0 | 0-0 | 0 | 12 |
| Johnny Wilson | 2 | 0 | 1 | 1 | 0-0 | 0-0 | 0 | 12 |
| Jim Benton | 1 | 0 | 1 | 0 | 0-0 | 0-0 | 0 | 6 |
| Jack Boone | 1 | 0 | 1 | 0 | 0-0 | 0-0 | 0 | 6 |
| Parker Hall | 1 | 1 | 0 | 0 | 0-0 | 0-0 | 0 | 6 |
| Len Janiak | 1 | 0 | 1 | 0 | 0-0 | 0-0 | 0 | 6 |
| Boyd Clay | 0 | 0 | 0 | 0 | 4-4 | 0-0 | 0 | 4 |
| Joe Pasqua | 0 | 0 | 0 | 0 | 1-1 | 0-0 | 0 | 1 |
| Rams | 20 | 5 | 13 | 2 | 19-20 | 3-6 | 1 | 150 |
| Opponents | 28 | 11 | 17 | 0 | n/a | n/a | 1 | 207 |

| Passing | Att. | Comp. | Yards | Pct. | Yards/Att. | TD | TD% | Int. | Int% | Long | Rating |
|------------------|------------|------------|--------------|-------------|-------------|-----------|------------|-----------|-------------|------------|-------------|
| Parker Hall | 140 | 62 | 815 | 44.3 | 5.82 | 7 | 5.0 | 19 | 13.6 | 59 | 40.3 |
| Jack Jacobs | 93 | 43 | 640 | 46.2 | 6.88 | 6 | 6.5 | 6 | 6.5 | 67 | 63.9 |
| Gaylon Smith | 12 | 2 | 19 | 16.7 | 1.58 | 0 | 0.0 | 1 | 4.9 | 19 | 4.9 |
| Len Janiak | 1 | 1 | 11 | 100.0 | 11.00 | 0 | 0.0 | 0 | 0.0 | 11 | 112.5 |
| Corby Davis | 2 | 1 | 22 | 50.0 | 11.00 | 0 | 0.0 | 1 | 50.0 | 22 | 50.0 |
| Dante Magnani | 1 | 0 | 0 | 0.0 | 0.00 | 0 | 0.0 | 0 | 0.0 | 0 | 39.6 |
| Rams | 249 | 109 | 1,537 | 42.1 | 6.17 | 13 | 5.2 | 27 | 10.8 | 67 | 42.1 |
| Opponents | 262 | 125 | 1,745 | 47.7 | 6.66 | 17 | 6.5 | 23 | 8.8 | n/a | 54.6 |

| Rushing | No. | Yards | Avg. | Long | TD |
|------------------|------------|--------------|------------|------------|-----------|
| Dante Magnani | 59 | 344 | 5.8 | 71 | 1 |
| Gaylon Smith | 83 | 332 | 4.0 | 50 | 2 |
| Len Janiak | 34 | 108 | 3.2 | 20 | 0 |
| Jack Jacobs | 32 | 91 | 2.8 | 13 | 0 |
| George Morris | 22 | 65 | 2.9 | 28 | 0 |
| Corby Davis | 28 | 55 | 1.9 | 12 | 0 |
| Bill Lazetich | 3 | 19 | 6.3 | 18 | 1 |
| Dutch Elston | 1 | 15 | 15.0 | 15 | 0 |
| Jack Boone | 3 | -1 | -0.3 | 3 | 0 |
| John Petchel | 1 | -2 | -2.0 | 0 | 0 |
| Parker Hall | 41 | -3 | -0.7 | 17 | 1 |
| Rams | 310 | 875 | 2.8 | 71 | 6 |
| Opponents | 463 | 1,744 | 3.8 | n/a | 11 |

| Receiving | No. | Yards | Avg. | Long | TD |
|------------------|------------|--------------|-------------|------------|-----------|
| Dante Magnani | 24 | 276 | 11.5 | 67 | 4 |
| Jim Benton | 23 | 345 | 15.0 | 45 | 1 |
| Ben Hightower | 19 | 317 | 16.7 | 59 | 3 |
| Johnny Wilson | 6 | 113 | 18.8 | 45 | 1 |
| Joe Gibson | 6 | 79 | 13.2 | 19 | 0 |
| Bill Lazetich | 6 | 65 | 10.8 | 49 | 1 |
| Len Janiak | 6 | 51 | 8.6 | 19 | 1 |
| George Platukas | 5 | 64 | 12.5 | 22 | 1 |
| Dutch Elston | 4 | 58 | 14.5 | 18 | 0 |
| Gaylon Smith | 3 | 66 | 22.0 | 33 | 0 |
| Jack Boone | 2 | 58 | 29.0 | 43 | 1 |
| Corby Davis | 2 | 18 | 9.0 | 14 | 0 |
| Warren Plunkett | 2 | 16 | 8.0 | 18 | 0 |
| John Petchel | 1 | 16 | 16.0 | 16 | 0 |
| Rams | 109 | 1,537 | 14.1 | 67 | 13 |
| Opponents | 125 | 1,745 | 14.0 | n/a | 17 |

| Interceptions | No. | Yards | Avg. | Long | TD |
|------------------|-----------|------------|-------------|------------|----------|
| Jack Jacobs | 4 | 22 | 5.5 | 22 | 0 |
| Gaylon Smith | 4 | 20 | 5.0 | 12 | 0 |
| Parker Hall | 3 | 60 | 20.0 | 25 | 0 |
| Bill Conkright | 2 | 10 | 5.0 | 9 | 0 |
| George Morris | 2 | 7 | 3.5 | 4 | 0 |
| Hank Rockwell | 1 | 58 | 58.0 | 58 | 0 |
| Roy Stuart | 1 | 25 | 25.0 | 25 | 0 |
| Larry Brahm | 1 | 15 | 15.0 | 15 | 0 |
| Riley Matheson | 1 | 13 | 13.0 | 13 | 0 |
| George Platukas | 1 | 12 | 12.0 | 12 | 0 |
| Wilfred Thorpe | 1 | 5 | 5.0 | 5 | 0 |
| Jack Boone | 1 | 4 | 4.0 | 4 | 0 |
| Corby Davis | 1 | 3 | 3.0 | 3 | 0 |
| Rams | 23 | 255 | 11.1 | 58 | 0 |
| Opponents | 27 | 310 | 11.5 | n/a | 0 |

| Punting | No. | Yds. | Avg. | Long |
|------------------|-----------|--------------|-------------|------------|
| Jack Jacobs | 33 | 1,396 | 42.3 | 66 |
| Parker Hall | 36 | 1,397 | 38.8 | 67 |
| Corby Davis | 7 | 275 | 39.3 | 49 |
| Bosh Pritchard | 1 | 35 | 35.0 | 35 |
| Rams | 77 | 3,103 | 40.3 | 67 |
| Opponents | 56 | 2,274 | 40.6 | n/a |

| Punt Returns | No. | Yards | Avg. | Long | TD |
|------------------|-----------|------------|-------------|------------|----------|
| Parker Hall | 12 | 148 | 12.3 | 32 | 0 |
| Jack Jacobs | 8 | 63 | 7.9 | 16 | 0 |
| George Smith | 6 | 62 | 10.3 | 21 | 0 |
| Dante Magnani | 2 | 27 | 13.5 | 25 | 0 |
| Jack Boone | 1 | 5 | 5.0 | 5 | 0 |
| George Morris | 1 | 2 | 2.0 | 2 | 0 |
| Rams | 30 | 307 | 10.2 | 32 | 0 |
| Opponents | 40 | 524 | 13.1 | n/a | 0 |

| Kickoff Returns | No. | Yards | Avg. | Long | TD |
|------------------|-----------|------------|-------------|------------|----------|
| Dante Magnani | 11 | 250 | 22.7 | 37 | 0 |
| Parker Hall | 10 | 155 | 15.5 | 22 | 0 |
| George Smith | 6 | 109 | 18.1 | 25 | 0 |
| Jack Jacobs | 4 | 83 | 20.7 | 25 | 0 |
| Dutch Elston | 2 | 46 | 23.0 | 24 | 0 |
| John Petchel | 2 | 26 | 13.0 | 14 | 0 |
| Bill Lazetich | 1 | 27 | 27.0 | 27 | 0 |
| Bosh Pritchard | 1 | 24 | 24.0 | 24 | 0 |
| George Morris | 1 | 15 | 15.0 | 15 | 0 |
| Warren Plunkett | 1 | 4 | 4.0 | 4 | 0 |
| Rams | 39 | 739 | 18.9 | 37 | 0 |
| Opponents | 27 | 545 | 20.2 | n/a | 0 |

LA 1941 (2-9) 5th, Western Div. - Earl (Dutch) Clark

| Date | W/L | Score | Opponent | Attend. |
|------------------|-----|-------|----------------------|-----------|
| 9/7 | W | 17-14 | Pittsburgh (Akron) | (23,720) |
| 9/16 | W | 10-6 | at Chicago Cardinals | (15,000) |
| 9/21 | L | 7-24 | at Green Bay | (20,000) |
| 10/5 | L | 21-48 | Chicago Bears | (23,850) |
| 10/12 | L | 7-17 | at Detroit | (26,841) |
| 10/19 | L | 14-17 | Green Bay | (13,086) |
| 10/26 | L | 13-17 | at Washington | (32,820) |
| 11/2 | L | 0-14 | Detroit | (10,554) |
| 11/9 | L | 13-31 | at Chicago Bears | (18,102) |
| 11/16 | L | 14-49 | at New York | (32,740) |
| 11/23 | L | 0-7 | Chicago Cardinals | (5,000) |
| Total Attendance | | | | (221,713) |

| | Rams | OPP |
|----------------------------|----------------|----------------|
| First Downs | 121 | 138 |
| Rushing | 68 | 82 |
| Passing | 44 | 44 |
| Penalty | 9 | 12 |
| Total Yards | 2,286 | 2,978 |
| Avg./Game | 207.8 | 270.7 |
| Total Plays | 711 | 710 |
| Avg./Play | 3.2 | 4.2 |
| Net Yards Rushing | 951 | 1,553 |
| Avg./Game | 86.5 | 141.2 |
| Total Rushes | 343 | 436 |
| Gross Yards Passing | 1,352 | 1,425 |
| Avg./Game | 122.9 | 129.5 |
| Att-Comp-Int | 285-123-35 | 206-90-15 |
| Comp. % | 43.2 | 43.7 |
| Punts/Avg. | 79-40.4 | 68-40.1 |
| Penalties/Yards | 29-265 | 49-419 |
| Fumbles/ Ball Lost | 25-8 | n/a |
| Touchdowns | 16 | 34 |
| Rushing | 5 | 15 |
| Passing | 10 | 14 |
| Returns | 1 | 5 |

| Scoring | TD | Ru | Pa | Rt | PAT | FG | S | Pts. |
|------------------|-----------|-----------|-----------|----------|--------------|-------------|----------|------------|
| Red Hickey | 4 | 0 | 4 | 0 | 0-0 | 0-0 | 0 | 24 |
| Johnny Drake | 3 | 2 | 1 | 0 | 0-0 | 0-0 | 0 | 18 |
| Chet Adams | 0 | 0 | 0 | 0 | 13-14 | 1-2 | 0 | 16 |
| Parker Hall | 2 | 2 | 0 | 0 | 0-0 | 0-0 | 0 | 12 |
| Dante Magnani | 2 | 1 | 1 | 0 | 0-0 | 0-0 | 0 | 12 |
| Paul McDonough | 2 | 0 | 2 | 0 | 0-0 | 0-0 | 0 | 12 |
| Elwyn Dunstan | 1 | 0 | 0 | 1 | 0-0 | 0-0 | 0 | 6 |
| Maury Patt | 1 | 0 | 1 | 0 | 0-0 | 0-0 | 0 | 6 |
| Johnny Wilson | 1 | 0 | 1 | 0 | 0-0 | 0-0 | 0 | 6 |
| Boyd Clay | 0 | 0 | 0 | 0 | 1-1 | 1-2 | 0 | 4 |
| Rams | 16 | 5 | 10 | 2 | 14-16 | 2-4 | 0 | 116 |
| Opponents | 34 | 15 | 14 | 5 | 29-34 | 6-15 | 0 | 244 |

| | No. | Yards | Avg. | Long | TD |
|------------------|------------|--------------|------------|------------|-----------|
| Rushing | | | | | |
| Johnny Drake | 101 | 246 | 2.4 | 15 | 2 |
| Parker Hall | 57 | 232 | 4.0 | 60 | 2 |
| Dante Magnani | 24 | 137 | 5.8 | 29 | 1 |
| Marty Slovak | 46 | 132 | 2.9 | 14 | 0 |
| Corby Davis | 31 | 110 | 3.5 | 18 | 0 |
| George Morris | 24 | 69 | 2.9 | 20 | 0 |
| Gaylon Smith | 11 | 22 | 2.0 | 12 | 0 |
| Len Janiak | 14 | 20 | 1.4 | 12 | 0 |
| Maury Patt | 5 | 16 | 3.2 | 11 | 0 |
| Red Hickey | 7 | 7 | 1.0 | 7 | 0 |
| Tony Gallovich | 1 | 1 | 1.0 | 1 | 0 |
| Rudy Mucha | 1 | 0 | 0.0 | 0 | 0 |
| Owen Goodnight | 21 | -8 | -0.3 | 7 | 0 |
| Rams | 343 | 951 | 2.8 | 60 | 5 |
| Opponents | 436 | 1,553 | 3.6 | n/a | 15 |

| | No. | Yards | Avg. | Long | TD |
|-------------------|------------|--------------|-------------|------------|-----------|
| Receiving | | | | | |
| Red Hickey | 21 | 294 | 14.0 | 39 | 4 |
| Maury Patt | 17 | 163 | 9.6 | 25 | 1 |
| Johnny Drake | 16 | 211 | 13.2 | 48 | 1 |
| Paul McDonough | 14 | 198 | 14.1 | 26 | 2 |
| Dante Magnani | 14 | 189 | 13.5 | 61 | 1 |
| Corby Davis | 13 | 64 | 4.9 | 12 | 0 |
| George Morris | 9 | 17 | 1.9 | 6 | 0 |
| Johnny Wilson | 5 | 115 | 23.0 | 57 | 1 |
| Charlie Seabright | 5 | 44 | 8.8 | 14 | 0 |
| Ray Prochaska | 4 | 29 | 7.3 | 11 | 0 |
| Len Janiak | 2 | 5 | 2.5 | 3 | 0 |
| Stan Andersen | 2 | 20 | 10.0 | 12 | 0 |
| Chuck Hanneman | 1 | 11 | 11.0 | 11 | 0 |
| Rudy Mucha | 1 | 3 | 3.0 | 3 | 0 |
| Rams | 124 | 1,360 | 11.0 | 61 | 10 |
| Opponents | 90 | 1,425 | 15.8 | n/a | 14 |

| | No. | Yards | Avg. | Long | TD |
|----------------------|-----------|------------|-------------|------------|----------|
| Interceptions | | | | | |
| Johnny Drake | 2 | 66 | 33.0 | 54 | 0 |
| Owen Goodnight | 2 | 13 | 6.5 | 11 | 0 |
| Dante Magnani | 2 | 6 | 3.0 | 4 | 0 |
| Parker Hall | 2 | 0 | 0.0 | 0 | 0 |
| Len Janiak | 1 | 19 | 19.0 | 19 | 0 |
| Gaylon Smith | 1 | 16 | 16.0 | 16 | 0 |
| Hank Rockwell | 1 | 9 | 9.0 | 9 | 0 |
| Jack Haman | 1 | 6 | 6.0 | 6 | 0 |
| Wilfred Thorpe | 1 | 5 | 5.0 | 5 | 0 |
| Riley Matheson | 1 | 1 | 1.0 | 1 | 0 |
| Bill Conkright | 1 | 0 | 0.0 | 0 | 0 |
| Rams | 15 | 141 | 9.4 | 54 | 0 |
| Opponents | 35 | 409 | 11.7 | n/a | 3 |

| | No. | Yards | Avg. | Long |
|------------------|-----------|--------------|-------------|------------|
| Punting | | | | |
| Parker Hall | 49 | 1,965 | 40.1 | 67 |
| Owen Goodnight | 16 | 637 | 39.8 | 74 |
| Rudy Mucha | 11 | 488 | 44.4 | 52 |
| Corby Davis | 2 | 75 | 37.5 | 38 |
| Gaylon Smith | 1 | 23 | 23.0 | 23 |
| Rams | 79 | 3,192 | 40.4 | 74 |
| Opponents | 68 | 2,727 | 40.1 | n/a |

| | No. | Yards | Avg. | Long | TD |
|---------------------|-----------|------------|-------------|------------|----------|
| Punt Returns | | | | | |
| Parker Hall | 13 | 125 | 9.6 | 25 | 0 |
| Dante Magnani | 5 | 54 | 10.8 | 25 | 0 |
| George Morris | 5 | 33 | 6.6 | 10 | 0 |
| Marty Slovak | 4 | 30 | 7.5 | 18 | 0 |
| Owen Goodnight | 2 | 27 | 13.5 | 22 | 0 |
| Elwyn Dunstan | 1 | 35 | 35.0 | 35 | 1 |
| Gaylon Smith | 1 | 33 | 33.0 | 33 | 0 |
| Corby Davis | 1 | 6 | 6.0 | 6 | 0 |
| Rams | 32 | 343 | 10.7 | 35 | 1 |
| Opponents | 51 | 414 | 8.1 | n/a | 1 |

| | No. | Yards | Avg. | Long | TD |
|------------------------|-----------|------------|-------------|------------|----------|
| Kickoff Returns | | | | | |
| Rams | 41 | 820 | 20.2 | n/a | 0 |
| Opponents | 18 | 484 | 26.9 | n/a | 1 |

| Passing | Att. | Comp. | Yards | Pct. | Yards/Att. | TD | TD% | Int. | Int% | Long | Rating |
|-------------------|------------|------------|--------------|-------------|-------------|-----------|------------|-----------|-------------|------------|-------------|
| Parker Hall | 190 | 84 | 863 | 44.2 | 4.54 | 7 | 3.7 | 19 | 10.0 | 39 | 30.5 |
| Marty Slovak | 54 | 27 | 287 | 50.0 | 5.32 | 2 | 3.7 | 9 | 16.7 | 48 | 38.7 |
| Owen Goodnight | 36 | 12 | 182 | 33.3 | 5.06 | 1 | 2.8 | 5 | 13.9 | 61 | 12.0 |
| Johnny Drake | 2 | 0 | 0 | 0.0 | 0.00 | 0 | 0.0 | 0 | 0.0 | 0 | 39.6 |
| Gaylon Smith | 2 | 0 | 0 | 0.0 | 0.00 | 0 | 0.0 | 1 | 50.0 | 0 | 0.0 |
| Charlie Seabright | 1 | 0 | 0 | 0.0 | 0.00 | 0 | 0.0 | 1 | 100.0 | 0 | 0.0 |
| Rams | 285 | 123 | 1,352 | 43.2 | 4.74 | 10 | 3.5 | 35 | 11.9 | 61 | 29.9 |
| Opponents | 206 | 90 | 1,425 | 43.7 | 6.92 | 14 | 6.8 | 15 | 7.3 | n/a | 59.6 |

LA 1940 (4-6-1) 4th, Western Div. - Earl (Dutch) Clark

| Date | W/L | Score | Opponent | Attend. |
|------------------|-----|-------|----------------------|-----------|
| 9/22 | W | 21-13 | Philadelphia | (15,941) |
| 9/29 | L | 0-6 | at Detroit | (15,347) |
| 10/6 | L | 14-21 | Chicago Bears | (18,998) |
| 10/13 | L | 14-31 | at Green Bay | (16,299) |
| 10/20 | W | 26-14 | Chicago Cardinals | (13,683) |
| 10/27 | L | 7-17 | at Chicago Cardinals | (10,313) |
| 11/3 | W | 14-0 | Detroit | (18,881) |
| 11/10 | W | 13-0 | at New York | (23,614) |
| 11/17 | L | 14-29 | at Brooklyn | (19,212) |
| 11/24 | L | 25-47 | at Chicago Bears | (20,717) |
| 12/1 | T | 13-13 | Green Bay | (16,249) |
| Total Attendance | | | | (189,254) |

| | Rams | OPP |
|----------------------------|----------------|------------|
| First Downs | 113 | n/a |
| Total Yards | 2,724 | 3,102 |
| Avg./Game | 247.6 | 282.0 |
| Total Plays | 615 | n/a |
| Avg./Play | 4.4 | n/a |
| Net Yards Rushing | 1,142 | n/a |
| Avg./Game | 103.8 | n/a |
| Total Rushes | 368 | n/a |
| Gross Yards Passing | 1,582 | n/a |
| Avg./Game | 143.8 | n/a |
| Att-Comp-Int | 247-109-25 | 247-99-27 |
| Comp. % | 44.1 | 40.1 |
| Punts/Avg. | 77-42.0 | n/a |
| Penalties/Yards | n/a-260 | n/a |
| Fumbles/ Ball Lost | 26-14 | n/a |
| Touchdowns | 25 | n/a |
| Rushing | 11 | n/a |
| Passing | 12 | n/a |
| Returns | 2 | n/a |

| Scoring | TD | Ru | Pa | Rt | PAT | FG | S | Pts. |
|------------------|------------|------------|------------|------------|--------------|------------|------------|------------|
| Johnny Drake | 9 | 9 | 0 | 0 | 2-5 | 0-1 | 0 | 56 |
| Vic Spadaccini | 3 | 0 | 2 | 1 | 5-7 | 0-0 | 0 | 23 |
| Jim Benton | 3 | 0 | 3 | 0 | 0-0 | 0-0 | 0 | 18 |
| Olie Cordill | 2 | 0 | 2 | 0 | 0-0 | 0-0 | 0 | 12 |
| Chet Adams | 0 | 0 | 0 | 0 | 7-9 | 1-5 | 0 | 10 |
| Parker Hall | 1 | 1 | 0 | 0 | 0-0 | 0-0 | 0 | 6 |
| Jack Haman | 1 | 0 | 0 | 1 | 0-0 | 0-0 | 0 | 6 |
| Dante Magnani | 1 | 0 | 1 | 0 | 0-0 | 0-0 | 0 | 6 |
| Paul McDonough | 1 | 0 | 1 | 0 | 0-0 | 0-0 | 0 | 6 |
| Maury Patt | 1 | 0 | 1 | 0 | 0-0 | 0-0 | 0 | 6 |
| Hank Rockwell | 1 | 0 | 1 | 0 | 0-0 | 0-0 | 0 | 6 |
| Marty Slovák | 1 | 1 | 0 | 0 | 0-0 | 0-0 | 0 | 6 |
| Johnny Wilson | 1 | 0 | 1 | 0 | 0-0 | 0-0 | 0 | 6 |
| Pete Gudauskas | 0 | 0 | 0 | 0 | 1-2 | 0-0 | 0 | 1 |
| Ken Heineman | 0 | 0 | 0 | 0 | 1-2 | 0-0 | 0 | 1 |
| Boyd Clay | 0 | 0 | 0 | 0 | 0-0 | 0-1 | 0 | 0 |
| Len Janiak | 0 | 0 | 0 | 0 | 0-1 | 0-0 | 0 | 0 |
| Team | 0 | 0 | 0 | 0 | 0-0 | 0-0 | 1 | 2 |
| Rams | 25 | 11 | 12 | 2 | 16-25 | 1-7 | 1 | 169 |
| Opponents | n/a | n/a | n/a | n/a | n/a | n/a | n/a | 191 |

| Passing | Att. | Comp. | Yards | Pct. | Yards/Att. | TD | TD% | Int. | Int% | Rating |
|------------------|------------|------------|--------------|-------------|-------------|------------|-------------|-----------|-------------|-------------|
| Parker Hall | 183 | 77 | 1,108 | 42.1 | 6.05 | 7 | 3.83 | 16 | 8.7 | 38.7 |
| Marty Slovák | 28 | 17 | 234 | 60.7 | 8.36 | 0 | 0.00 | 4 | 14.3 | 47.9 |
| Gaylon Smith | 18 | 10 | 150 | 55.5 | 8.33 | 2 | 11.11 | 2 | 11.1 | 80.6 |
| Ken Heineman | 8 | 3 | 74 | 37.5 | 9.25 | 1 | 12.50 | 1 | 12.5 | 71.9 |
| Johnny Drake | 4 | 2 | 16 | 50.0 | 4.00 | 2 | 50.00 | 0 | 0.0 | 100.0 |
| Fred Gehrke | 1 | 0 | 0 | 0.0 | 0.00 | 0 | 0 | 0 | 0.0 | 39.6 |
| Vic Spadaccini | 1 | 0 | 0 | 0.0 | 0.00 | 0 | 0 | 0 | 0.0 | 39.6 |
| Jim Gillette | 4 | 0 | 0 | 0.0 | 0.00 | 0 | 0 | 2 | 50.0 | 39.6 |
| Rams | 247 | 109 | 1,582 | 44.1 | 6.40 | 12 | 4.90 | 25 | 10.9 | 42.2 |
| Opponents | 247 | 99 | n/a | 40.1 | n/a | n/a | n/a | 25 | 10.9 | n/a |

| | No. | Yards | Avg. | Long | TD |
|----------------|------------|-------------|------------|------------|-----------|
| Rushing | | | | | |
| Johnny Drake | 134 | 480 | 3.6 | n/a | 9 |
| Parker Hall | 94 | 365 | 3.7 | n/a | 1 |
| Marty Slovák | 53 | 129 | 2.4 | n/a | 1 |
| Olie Cordill | 24 | 73 | 3.0 | n/a | 0 |
| Len Janiak | 19 | 44 | 2.3 | n/a | 0 |
| Dante Magnani | 7 | 19 | 2.7 | n/a | 0 |
| Gaylon Smith | 19 | 18 | 0.9 | n/a | 0 |
| Paul McDonough | 2 | 5 | 2.5 | n/a | 0 |
| Hank Rockwell | 1 | 5 | 5.0 | 5 | 0 |
| Elwyn Dunstan | 1 | 4 | 4.0 | 4 | 0 |
| Mike Rodack | 1 | 4 | 4.0 | 4 | 0 |
| Jim Gillette | 1 | 1 | 1.0 | 1 | 0 |
| Jim Benton | 1 | 0 | 0.0 | 0 | 0 |
| Maury Patt | 1 | 0 | 0.0 | 0 | 0 |
| Ken Heineman | 6 | -5 | -0.8 | n/a | 0 |
| Rams | 368 | 1142 | 3.1 | n/a | 11 |

| | No. | Yards | Avg. | Long | TD |
|------------------|------------|-------------|-------------|------------|------------|
| Receiving | | | | | |
| Jim Benton | 22 | 351 | 16.0 | n/a | 3 |
| Vic Spadaccini | 22 | 276 | 12.5 | n/a | 2 |
| Olie Cordill | 14 | 158 | 11.3 | n/a | 2 |
| Paul McDonough | 12 | 315 | 26.3 | n/a | 1 |
| Dante Magnani | 11 | 119 | 10.8 | n/a | 1 |
| Johnny Drake | 8 | 81 | 10.1 | n/a | 0 |
| Johnny Wilson | 7 | 93 | 13.3 | n/a | 1 |
| Gaylon Smith | 3 | 65 | 21.7 | n/a | 0 |
| Maury Patt | 2 | 52 | 26.0 | n/a | 1 |
| Early Crowder | 2 | 33 | 16.5 | n/a | 0 |
| Chet Adams | 2 | 28 | 14.0 | n/a | 0 |
| Jack Haman | 1 | 5 | 5.0 | 5 | 0 |
| Hank Rockwell | 1 | 5 | 5.0 | 5 | 1 |
| Len Janiak | 1 | 3 | 3.0 | 3 | 0 |
| Fred Gehrke | 1 | -2 | -2.0 | -2 | 0 |
| Rams | 109 | 1582 | 14.5 | n/a | 11 |
| Opponents | 99 | n/a | n/a | n/a | n/a |

| | No. | Yards | Avg. | Long |
|----------------|-----------|--------------|-------------|-----------|
| Punting | | | | |
| Parker Hall | 57 | 2,451 | 43.0 | 75 |
| Gaylon Smith | 11 | 391 | 35.5 | 62 |
| Olie Cordill | 5 | 225 | 45.0 | 47 |
| Ken Heineman | 2 | 63 | 31.5 | 34 |
| Dante Magnani | 1 | 33 | 33.0 | 33 |
| Len Janiak | 1 | 30 | 30.0 | 30 |
| Rams | 77 | 3,193 | 41.5 | 75 |

| | No. | Yards | Avg. | Long | TD |
|----------------------|-----------|------------|-------------|------------|------------|
| Interceptions | | | | | |
| Jack Haman | 5 | 80 | 16.0 | n/a | 1 |
| Vic Spadaccini | 3 | 83 | 27.7 | n/a | 1 |
| Dante Magnani | 3 | 59 | 19.7 | n/a | 0 |
| Gaylon Smith | 3 | 48 | 16.0 | n/a | 0 |
| Hank Rockwell | 3 | 7 | 2.3 | n/a | 0 |
| Marty Slovák | 2 | 20 | 10.0 | n/a | 0 |
| Jim Gillette | 2 | 0 | 0.0 | n/a | 0 |
| Parker Hall | 2 | 0 | 0.0 | n/a | 0 |
| Ken Heineman | 1 | 5 | 5.0 | 5 | 0 |
| Olie Cordill | 1 | 2 | 2.0 | 2 | 0 |
| Johnny Drake | 1 | 2 | 2.0 | 2 | 0 |
| Bill Conkright | 1 | 0 | 0.0 | 0 | 0 |
| Rams | 27 | 306 | 11.3 | n/a | 2 |
| Opponents | 25 | n/a | n/a | n/a | n/a |



1939 (5-5-1) 4th, Western Div. - Earl (Dutch) Clark



| Date | W/L | Score | Opponent | Attend. |
|------------------|-----|-------|---------------------------|-----------|
| 9/15 | L | 21-30 | at Chicago Bears | (10,000) |
| 9/20 | L | 12-23 | at Brooklyn | (12,423) |
| 10/1 | W | 27-24 | at Green Bay | (9,888) |
| 10/8 | L | 21-35 | Chicago Bears | (18,209) |
| 10/15 | L | 7-15 | at Detroit | (30,096) |
| 10/22 | W | 24-0 | at Chicago Cardinals | (10,000) |
| 10/29 | T | 14-14 | Pittsburgh | (11,579) |
| 11/5 | W | 14-0 | Chicago Cardinals | (8,378) |
| 11/19 | W | 14-3 | Detroit | (28,142) |
| 11/26 | L | 6-7 | Green Bay | (30,690) |
| 12/3 | W | 35-13 | Philadelphia (Colo. Spr.) | (9,109) |
| Total Attendance | | | | (178,514) |

| | Rams | OPP |
|----------------------------|-----------------|------------|
| First Downs | 131 | n/a |
| Total Yards | 2,683 | 2,785 |
| Avg./Game | 243.9 | 253.1 |
| Total Plays | 642 | n/a |
| Avg./Play | 4.2 | n/a |
| Net Yards Rushing | 1,260 | n/a |
| Avg./Game | 114.5 | n/a |
| Total Rushes | 389 | n/a |
| Gross Yards Passing | 1,415 | n/a |
| Avg./Game | 128.6 | n/a |
| Att-Comp-Int | 253-127-21 | 199-78-23 |
| Comp. % | 50.2 | 39.2 |
| Punts/Avg. | n/a-40.0 | n/a |
| Penalties/Yards | n/a-220 | n/a |
| Fumbles/ Ball Lost | 28-n/a | n/a |
| Touchdowns | 28 | n/a |
| Rushing | 15 | n/a |
| Passing | 12 | n/a |
| Returns | 1 | n/a |

| Scoring | TD | Ru | Pa | Rt | PAT | FG | S | Pts. |
|------------------|------------|------------|------------|------------|--------------|------------|----------|------------|
| Johnny Drake | 9 | 9 | 0 | 0 | 0-0 | 0-0 | 0 | 54 |
| Jim Benton | 8 | 0 | 7 | 1 | 0-0 | 0-0 | 0 | 48 |
| Vic Spadanacci | 1 | 0 | 1 | 0 | 12-16 | 0-0 | 0 | 18 |
| Corb Davis | 1 | 1 | 0 | 0 | 4-4 | 1-2 | 0 | 13 |
| Parker Hall | 2 | 2 | 0 | 0 | 0-0 | 0-0 | 0 | 12 |
| Gaylon Smith | 2 | 2 | 0 | 0 | 0-0 | 0-0 | 0 | 12 |
| Jerry Dowd | 1 | 0 | 0 | 1 | 0-0 | 0-0 | 0 | 6 |
| Bill Lazetich | 1 | 0 | 1 | 0 | 0-0 | 0-0 | 0 | 6 |
| Paul McDonough | 1 | 0 | 1 | 0 | 0-0 | 0-0 | 0 | 6 |
| Doug Russell | 1 | 0 | 1 | 0 | 0-0 | 0-0 | 0 | 6 |
| Johnny Wilson | 1 | 0 | 1 | 0 | 0-0 | 0-0 | 0 | 6 |
| Chet Adams | 0 | 0 | 0 | 0 | 5-5 | 0-0 | 0 | 5 |
| Lew Bostick | 0 | 0 | 0 | 0 | 2-2 | 0-0 | 0 | 2 |
| Kelly Moan | 0 | 0 | 0 | 0 | 1-1 | 0-0 | 0 | 1 |
| Rams | 28 | 15 | 12 | 1 | 24-28 | 1-2 | 0 | 195 |
| Opponents | n/a | n/a | n/a | n/a | n/a | n/a | 0 | 164 |

| Passing | Att. | Comp. | Yards | Pct. | Yards/Att. | TD | TD% | Int. | Int% | Rating |
|------------------|------------|------------|--------------|-------------|-------------|------------|------------|------------|------------|-------------|
| Parker Hall | 208 | 106 | 1,227 | 51.0 | 5.90 | 9 | 4.3 | 13 | 6.3 | 57.5 |
| Marty Slovak | 27 | 13 | 97 | 48.1 | 3.59 | 2 | 7.4 | 5 | 18.5 | 42.3 |
| Kelly Moan | 9 | 3 | 77 | 33.3 | 8.56 | 1 | 11.1 | 2 | 22.2 | 63.0 |
| Gaylon Smith | 5 | 4 | 3 | 80.0 | 0.60 | 0 | 0.0 | 0 | 0.0 | 79.2 |
| Branko Smilanich | 2 | 1 | 11 | 50.0 | 5.50 | 0 | 0.0 | 0 | 0.0 | 66.7 |
| Doug Russell | 1 | 0 | 0 | 0.0 | 0.00 | 0 | 0.0 | 0 | 0.0 | 39.6 |
| Mike Rodak | 1 | 0 | 0 | 0.0 | 0.00 | 0 | 0.0 | 1 | 100.0 | 0.0 |
| Rams | 253 | 127 | 1,415 | 50.2 | 5.59 | 12 | 4.7 | 21 | 8.3 | 48.4 |
| Opponents | 199 | 78 | n/a | 39.2 | n/a | n/a | n/a | n/a | n/a | n/a |

| Rushing | No. | Yards | Avg. | Long | TD |
|------------------|------------|--------------|------------|------------|-----------|
| Parker Hall | 120 | 458 | 3.8 | n/a | 2 |
| Johnny Drake | 118 | 453 | 3.8 | n/a | 9 |
| Marty Slovak | 42 | 135 | 3.2 | n/a | 0 |
| Gaylon Smith | 58 | 98 | 1.7 | n/a | 2 |
| Bill McRaven | 7 | 29 | 4.1 | n/a | 0 |
| Bill Lazetich | 6 | 23 | 3.8 | n/a | 0 |
| Doug Russell | 9 | 21 | 2.3 | n/a | 0 |
| Maury Patt | 6 | 20 | 3.3 | n/a | 0 |
| Jim Benton | 7 | 19 | 2.7 | n/a | 0 |
| Corby Davis | 13 | 15 | 1.2 | n/a | 1 |
| Joel Hitt | 1 | 3 | 3.0 | 3 | 0 |
| Mike Rodak | 1 | -1 | -1.0 | -1 | 0 |
| Branko Smilanich | 1 | -3 | -3.0 | -3 | 0 |
| Kelly Moan | 2 | -15 | -7.5 | n/a | 0 |
| Rams | 389 | 1,234 | 3.2 | n/a | 15 |

| Receiving | No. | Yards | Avg. | Long | TD |
|------------------|------------|--------------|-------------|------------|------------|
| Vic Spadaccini | 32 | 292 | 9.1 | n/a | 1 |
| Jim Benton | 27 | 388 | 14.4 | n/a | 7 |
| Maury Patt | 15 | 165 | 11.0 | n/a | 0 |
| Johnny Wilson | 8 | 108 | 13.5 | n/a | 1 |
| Paul McDonough | 8 | 73 | 9.1 | n/a | 1 |
| Bill Lazetich | 8 | 44 | 5.5 | n/a | 1 |
| Doug Russell | 5 | 67 | 13.4 | n/a | 1 |
| Johnny Drake | 5 | 53 | 10.6 | n/a | 0 |
| Mike Rodak | 4 | 54 | 13.5 | n/a | 0 |
| Joel Hitt | 4 | 51 | 12.8 | n/a | 0 |
| Gaylon Smith | 3 | 57 | 19.0 | n/a | 0 |
| Corby Davis | 3 | 49 | 16.3 | n/a | 0 |
| Lou Barle | 2 | 16 | 8.0 | n/a | 0 |
| Bill McRaven | 2 | 14 | 7.0 | n/a | 0 |
| Parker Hall | 1 | -16 | -16.0 | -16 | 0 |
| Rams | 127 | 1,415 | 11.1 | n/a | 12 |
| Opponents | 78 | n/a | n/a | n/a | n/a |

| Punting | No. | Yards | Avg. | Long |
|--------------|-----------|--------------|-------------|-----------|
| Parker Hall | 58 | 2378 | 41.0 | 80 |
| Corby Davis | 10 | 390 | 39.0 | 58 |
| Doug Russell | 8 | 329 | 41.1 | 56 |
| Lew Bostick | 1 | 55 | 55.0 | 55 |
| Kelly Moan | 1 | 30 | 30.0 | 30 |
| Marty Slovak | 1 | 15 | 15.0 | 15 |
| Rams | 79 | 3,197 | 40.5 | 80 |



1937 (1-10) 5th, Western Div. - Hugo Bezdek



| Date | W/L | Score | Opponent | Attend. |
|------------------|-----|-------|----------------------|-----------|
| 9/10 | L | 0-28 | Detroit | (15,500) |
| 9/17 | W | 21-3 | at Philadelphia | (3,107) |
| 9/26 | L | 7-9 | at Brooklyn | (12,000) |
| 10/3 | L | 0-6 | Chicago Cardinals | (10,000) |
| 10/10 | L | 2-20 | Chicago Bears | (5,000) |
| 10/17 | L | 10-35 | Green Bay | (12,000) |
| 10/24 | L | 7-35 | at Green Bay | (8,600) |
| 10/31 | L | 7-13 | at Chicago Cardinals | (9,923) |
| 11/7 | L | 7-27 | at Detroit | (24,800) |
| 11/21 | L | 7-16 | Washington | (5,000) |
| 11/28 | L | 7-15 | at Chicago Bears | (4,188) |
| Total Attendance | | | | (110,118) |

| | Rams | OPP |
|---------------------------|-----------------|------------|
| First Downs | 88 | n/a |
| Total Yards | 1,794 | 2,702 |
| Avg./Game | 163.1 | 245.6 |
| Total Plays | 569 | n/a |
| Avg./Play | 3.2 | n/a |
| Net Yards Rushing | 930 | n/a |
| Avg./Game | 84.5 | n/a |
| Total Rushes | 401 | n/a |
| Net Yards Passing | 839 | n/a |
| Avg./Game | 76.3 | n/a |
| Att-Comp-Int | 168-59-21 | 155-67-15 |
| Comp. % | 35.1 | 43.2 |
| Punts/Avg. | n/a-36.0 | n/a |
| Penalties/Yards | n/a-228 | n/a |
| Fumbles/ Ball Lost | 28-n/a | n/a |
| Touchdowns | 10 | n/a |
| Rushing | 6 | n/a |
| Passing | 3 | n/a |
| Return | 1 | n/a |

| Scoring | TD | Ru | Pa | Rt | PAT | FG | S | Pts. |
|------------------|------------|------------|------------|----------|--------------|--------------|----------|------------|
| Johnny Drake | 5 | 3 | 2 | 0 | 0-0 | 0-0 | 0 | 30 |
| Snyder | 1 | 1 | 0 | 0 | 7-7 | 1-n/a | 0 | 16 |
| Mattos | 1 | 1 | 0 | 0 | 2-2 | 0-0 | 0 | 8 |
| Goddard | 1 | 1 | 0 | 0 | 1-1 | 0-0 | 0 | 7 |
| Keeble | 1 | 0 | 1 | 0 | 0-0 | 0-0 | 0 | 6 |
| Miller | 1 | 0 | 0 | 1 | 0-0 | 0-0 | 0 | 6 |
| Team | 0 | 0 | 0 | 0 | 0-0 | 0-0 | 1 | 2 |
| Rams | 10 | 6 | 3 | 1 | 10-10 | 1-n/a | 0 | 75 |
| Opponents | n/a | n/a | n/a | 0 | n/a | n/a | 0 | 207 |

| Passing | Att. | Comp. | Yards | Pct. | Yards/Att. | TD | TD% | Int. | Int% | Long | Rating |
|------------------|------------|-----------|------------|-------------|-------------|------------|------------|------------|-------------|------------|-------------|
| Bob Snyder | 66 | 25 | 378 | 37.9 | 5.73 | 2 | 3.0 | 6 | 9.1 | n/a | 29.7 |
| Ed Goddard | 18 | 9 | 134 | 50.0 | 7.44 | 0 | 0.0 | 3 | 16.7 | n/a | 35.2 |
| Stan Pincura | 27 | 9 | 92 | 33.3 | 3.41 | 0 | 0.0 | 3 | 11.1 | n/a | 4.5 |
| Harry Mattos | 22 | 5 | 94 | 22.7 | 4.27 | 1 | 4.5 | 4 | 18.2 | n/a | 20.5 |
| Carl Brumbaugh | 2 | 1 | 20 | 50.0 | 10.0 | 0 | 0.0 | 0 | 0.0 | 20 | 85.4 |
| Julie Alfonse | 10 | 4 | 48 | 40.0 | 4.80 | 0 | 0.0 | 0 | 0.0 | n/a | 55.4 |
| Joe Keeble | 9 | 2 | 25 | 22.2 | 2.78 | 0 | 0.0 | 3 | 33.3 | n/a | 0.0 |
| Bud Cooper | 5 | 2 | 21 | 40.0 | 4.20 | 0 | 0.0 | 1 | 20.0 | n/a | 13.3 |
| Mark Barber | 3 | 1 | 7 | 33.3 | 2.33 | 0 | 0.0 | 0 | 0.0 | 7 | 42.4 |
| Bill O'Neill | 2 | 1 | 20 | 50.0 | 10.00 | 0 | 0.0 | 1 | 50.0 | 20 | 45.8 |
| Johnny Drake | 1 | 0 | 0 | 0.0 | 0.00 | 0 | 0.0 | 0 | 0.0 | 0 | 39.6 |
| Wayne Gift | 3 | 0 | 0 | 0.0 | 0.00 | 0 | 0.0 | 0 | 0.0 | 0 | 39.6 |
| Rams | 129 | 51 | 726 | 39.5 | 5.63 | 3 | 2.3 | 21 | 16.3 | n/a | 26.6 |
| Opponents | 155 | 67 | n/a | 43.2 | n/a | n/a | n/a | n/a | n/a | n/a | n/a |

| Rushing | No. | Yards | Avg. | Long | TD |
|----------------|------------|------------|------------|------------|----------|
| Johnny Drake | 98 | 333 | 3.4 | n/a | 3 |
| Bob Snyder | 82 | 232 | 2.8 | n/a | 1 |
| Ed Goddard | 38 | 97 | 2.6 | n/a | 1 |
| Julie Alfonse | 33 | 60 | 1.8 | n/a | 0 |
| Bud Cooper | 19 | 45 | 2.4 | n/a | 0 |
| Joe Keeble | 12 | 40 | 3.3 | n/a | 0 |
| Mark Barber | 14 | 35 | 2.5 | n/a | 0 |
| John Bettridge | 21 | 35 | 1.7 | n/a | 0 |
| Ray Johnson | 7 | 28 | 4.0 | n/a | 0 |
| Harry Mattos | 26 | 16 | 0.6 | n/a | 1 |
| Bill O'Neill | 4 | 12 | 3.0 | n/a | 0 |
| Wayne Gift | 3 | 7 | 2.3 | n/a | 0 |
| Mike Sebastian | 6 | 4 | 0.7 | n/a | 0 |
| Carl Brumbaugh | 2 | 1 | 0.5 | n/a | 0 |
| Stan Pincura | 5 | -22 | -4.4 | n/a | 0 |
| Rams | 401 | 930 | 2.3 | n/a | 6 |

| Receiving | No. | Yards | Avg. | Long | TD |
|------------------|-----------|------------|-------------|------------|------------|
| Sam Busich | 13 | 136 | 10.5 | n/a | 0 |
| Stan Pincura | 12 | 139 | 11.6 | n/a | 0 |
| Johnny Drake | 10 | 172 | 17.2 | n/a | 2 |
| Julie Alfonse | 5 | 113 | 22.6 | n/a | 0 |
| Paul Halleck | 3 | 57 | 19.0 | n/a | 0 |
| Phil Bucklew | 3 | 51 | 17.0 | n/a | 0 |
| Ed Goddard | 3 | 43 | 14.3 | n/a | 0 |
| Wayne Gift | 3 | 20 | 6.7 | n/a | 0 |
| Bob Snyder | 3 | 20 | 6.7 | n/a | 0 |
| Joe Keeble | 1 | 42 | 42.0 | 42 | 1 |
| John Bettridge | 1 | 17 | 17.0 | 17 | 0 |
| Walt Uzdavinis | 1 | 15 | 15.0 | 15 | 0 |
| Bud Cooper | 1 | 14 | 14.0 | 14 | 0 |
| Rams | 59 | 839 | 16.8 | n/a | 3 |
| Opponents | 67 | n/a | n/a | n/a | n/a |



Series Results



ARIZONA CARDINALS

(Rams lead series, 50-40-2)

| | | |
|------|-------------------------|------------|
| 1937 | Cardinals, 6-0 | Cle |
| | Cardinals, 13-7 | Chi |
| 1938 | Cardinals, 7-6 | Cle |
| | Cardinals, 31-17 | Chi |
| 1939 | Rams, 24-0 | Chi |
| | Rams, 14-0 | Cle |
| 1940 | Rams, 26-14 | Cle |
| | Cardinals, 17-7 | Chi |
| 1941 | Rams, 10-6 | Chi |
| | Cardinals, 7-0 | Cle |
| 1942 | Cardinals, 7-0 | Buf |
| | Rams, 7-3 | Cle |
| 1945 | Rams, 21-0 | Cle |
| | Rams, 35-21 | Chi |
| 1946 | Cardinals, 34-10 | Chi |
| | Rams, 17-14 | LA |
| 1947 | Rams, 27-7 | LA |
| | Cardinals, 17-10 | Chi |
| 1948 | Cardinals, 27-22 | LA |
| | Cardinals, 27-24 | Chi |
| 1949 | Tie, 28-28 | Chi |
| | Cardinals, 31-27 | LA |
| 1951 | Rams, 45-21 | LA |
| 1953 | Tie, 24-24 | Chi |
| 1954 | Rams, 28-17 | LA |
| 1958 | Rams, 20-14 | Chi |
| 1960 | Cardinals, 43-21 | LA |
| 1965 | Rams, 27-3 | StL |
| 1968 | Rams, 24-13 | StL |
| 1970 | Rams, 34-13 | LA |
| 1972 | Cardinals, 24-14 | StL |
| 1975 | ***Rams, 35-23 | LA |
| 1976 | Cardinals, 30-28 | LA |
| 1979 | Rams, 21-0 | LA |
| 1980 | Rams, 21-13 | StL |
| 1984 | Rams, 16-13 | StL |
| 1985 | Rams, 46-14 | LA |
| 1986 | Rams, 16-10 | StL |
| 1987 | Rams, 27-24 | StL |
| 1988 | Cardinals, 41-27 | LA |
| 1989 | Rams, 37-14 | LA |
| 1991 | Cardinals, 24-14 | LA |
| 1992 | Cardinals, 20-14 | LA |
| 1993 | Cardinals, 38-10 | Az |
| 1994 | Rams, 14-12 | LA |
| 1996 | Cardinals, 31-28 OT | Az |
| 1998 | Cardinals 20-17 | StL |
| 2002 | Rams, 27-14 | Az |
| | Rams, 30-28 | StL |
| 2003 | Rams, 37-13 | StL |
| | Rams, 30-27 OT | Az |
| 2004 | Rams, 17-10 | StL |
| | Cardinals, 31-7 | Az |
| 2005 | Rams, 17-12 | Az |
| | Cardinals, 38-28 | StL |
| 2006 | Rams, 16-14 | Az |
| | Cardinals, 34-20 | StL |
| 2007 | Cardinals, 34-31 | StL |
| | Cardinals, 48-19 | Az |
| 2008 | Cardinals, 34-13 | StL |
| | Cardinals, 34-10 | Az |
| 2009 | Cardinals, 21-13 | StL |
| | Cardinals, 31-10 | Az |
| 2010 | Cardinals, 17-13 | StL |
| | Rams, 19-6 | Az |
| 2011 | Cardinals, 23-20 | StL |
| | Cardinals, 19-13 | Az |
| 2012 | Rams, 17-3 | StL |
| | Rams, 31-17 | Az |
| 2013 | Rams, 27-24 | StL |
| | Cardinals, 30-10 | Az |
| 2014 | Cardinals, 31-14 | Az |
| | Cardinals, 12-6 | StL |
| 2015 | Rams, 24-22 | Az |
| | Cardinals, 27-3 | StL |
| 2016 | Rams, 17-13 | Az |
| | Cardinals, 44-6 | LA |
| 2017 | ^Rams, 33-0 | London |
| | Rams, 32-16 | Az |
| 2018 | Rams, 34-0 | LA |
| | Rams, 31-9 | Az |
| 2019 | Rams, 34-7 | Az |
| | Rams, 31-24 | LA |
| 2020 | Rams, 38-28 | Az |
| | Rams, 18-7 | LA |
| 2021 | Cardinals, 37-20 | LA |
| | Rams, 30-23 | Az |
| | **Rams, 34-11 | LA |
| 2022 | Rams, 20-12 | Az |
| | Cardinals, 27-17 | LA |
| 2023 | Rams, 26-9 | LA |
| | Rams, 37-14 | Az |

Points: Rams 1,927, Cardinals 1,751

** NFC Wild Card Playoff

***NFC Divisional Playoff ^International Series



ATLANTA FALCONS

(Rams lead series, 49-30-2)

| | | |
|------|--------------------------|------------|
| 1966 | Rams, 19-14 | Atl |
| 1967 | Rams 31-3 | Atl |
| | Rams, 20-3 | LA |
| 1968 | Rams, 27-14 | LA |
| | Rams, 17-10 | Atl |
| 1969 | Rams, 17-7 | LA |
| | Rams, 38-6 | Atl |
| 1970 | Tie, 10-10 | LA |
| | Rams, 17-7 | Atl |
| 1971 | Tie, 20-20 | LA |
| | Rams, 24-16 | Atl |
| 1972 | Falcons, 31-3 | Atl |
| | Rams, 20-7 | LA |
| 1973 | Rams, 31-0 | LA |
| | Falcons, 15-13 | Atl |
| 1974 | Rams, 21-0 | LA |
| | Rams, 30-7 | Atl |
| 1975 | Rams, 22-7 | LA |
| | Rams, 16-7 | Atl |
| 1976 | Rams, 30-14 | Atl |
| | Rams, 59-0 | LA |
| 1977 | Falcons, 17-6 | Atl |
| | Rams, 23-7 | LA |
| 1978 | Rams, 10-0 | LA |
| | Falcons, 15-7 | Atl |
| 1979 | Rams, 20-14 | LA |
| | Rams, 34-13 | Atl |
| 1980 | Falcons, 13-10 | Atl |
| | Rams, 20-17 OT | LA |
| 1981 | Rams, 37-35 | Atl |
| | Rams, 21-16 | LA |
| 1982 | Falcons, 34-17 | Atl |
| 1983 | Rams, 27-21 | LA |
| | Rams, 36-13 | Atl |
| 1984 | Falcons, 30-28 | LA |
| | Rams, 24-10 | Atl |
| 1985 | Rams, 17-6 | LA |
| | Falcons, 30-14 | Atl |
| 1986 | Falcons, 26-14 | Atl |
| | Rams, 14-7 | LA |
| 1987 | Falcons, 24-20 | Atl |
| | Rams, 33-0 | LA |
| 1988 | Rams, 33-0 | Atl |
| | Rams, 22-7 | LA |
| 1989 | Rams, 31-21 | Atl |
| | Rams, 26-14 | LA |
| 1990 | Rams, 44-24 | LA |
| | Falcons, 20-13 | Atl |
| 1991 | Falcons, 31-14 | Atl |
| | Falcons, 31-14 | LA |
| 1992 | Falcons, 30-28 | Atl |
| | Rams, 38-27 | LA |
| 1993 | Falcons, 30-24 | Atl |
| | Falcons, 13-0 | LA |
| 1994 | Falcons, 31-13 | Atl |
| | Falcons, 8-5 | LA |
| 1995 | Rams, 21-19 | StL |
| | Falcons, 31-6 | Atl |
| 1996 | Rams, 59-16 | StL |
| | Rams, 34-27 | Atl |
| 1997 | Falcons, 34-31 | Atl |
| | Falcons, 27-21 | StL |
| 1998 | Falcons, 37-15 | Atl |
| | Falcons, 21-10 | StL |
| 1999 | Rams, 35-7 | StL |
| | Rams, 41-13 | Atl |
| 2000 | Rams, 41-20 | Atl |
| | Rams, 45-29 | StL |
| 2001 | Rams, 35-6 | Atl |
| | Rams, 31-13 | StL |
| 2003 | Rams, 36-0 | StL |
| 2004 | Falcons, 34-17 | Atl |
| 2004 | ***Falcons, 47-17 | Atl |
| 2007 | Rams, 28-16 | StL |
| 2008 | Falcons, 31-27 | Atl |
| 2010 | Falcons, 34-17 | StL |
| 2013 | Falcons, 31-24 | Atl |
| 2016 | Falcons, 42-14 | LA |
| 2017 | **Falcons, 26-13 | LA |



Series Results



2019
2022
Points: Rams 1,908, Falcons 1,431

** NFC Wild Card Playoff
*** NFC Divisional Playoff

Bold denotes home games



BALTIMORE RAVENS

(Ravens lead series, 6-3)

| | | |
|------|---------------------|-----|
| 1996 | Ravens, 37-31 OT | Bal |
| 1999 | Rams, 27-10 | StL |
| 2003 | Rams, 33-22 | StL |
| 2007 | Ravens, 22-3 | Bal |
| 2011 | Ravens, 37-7 | StL |
| 2015 | Ravens, 16-13 | Bal |
| 2019 | Ravens, 45-6 | LA |
| 2021 | Rams, 20-19 | Bal |
| 2023 | Ravens, 37-31 OT | Bal |

Points: Rams 171, Ravens 245



BUFFALO BILLS

(Bills lead series, 9-5)

| | | |
|------|---------------------|-----|
| 1970 | Rams, 19-0 | Buf |
| 1974 | Rams, 19-14 | LA |
| 1980 | Bills, 10-7 OT | Buf |
| 1983 | Rams, 41-17 | LA |
| 1989 | Bills, 23-20 | Buf |
| 1992 | Bills, 40-7 | Buf |
| 1995 | Bills, 45-27 | StL |
| 1998 | Rams, 34-33 | Buf |
| 2004 | Bills, 37-17 | Buf |
| 2008 | Bills, 31-14 | StL |
| 2012 | Rams, 15-12 | Buf |
| 2016 | Bills, 30-19 | LA |
| 2020 | Bills, 35-32 | Buf |
| 2022 | Bills, 31-10 | LA |

Points: Rams 281, Bills 358



CAROLINA PANTHERS

(Panthers lead series, 13-10)

| | | |
|------|-------------------------------|-----|
| 1995 | Rams, 31-10 | Car |
| | Rams, 28-17 | StL |
| 1996 | Panthers, 45-13 | Car |
| | Panthers, 20-10 | StL |
| 1997 | Panthers, 16-10 | StL |
| | Rams, 30-18 | Car |
| 1998 | Panthers 24-20 | StL |
| | Panthers 20-13 | Car |
| 1999 | Rams, 35-10 | StL |
| | Rams, 34-21 | Car |
| 2000 | Panthers, 27-24 | StL |
| | Panthers, 16-3 | Car |
| 2001 | Rams, 48-14 | StL |
| | Rams, 38-32 | Car |
| 2003 | *Panthers, 29-23 (20T) | StL |
| 2004 | Panthers, 20-7 | Car |
| 2006 | Panthers, 15-0 | Car |
| 2007 | Panthers, 27-13 | StL |
| 2010 | Rams, 20-10 | StL |
| 2013 | Panthers, 30-15 | Car |
| 2016 | Panthers, 13-10 | LA |
| 2019 | Rams, 30-27 | Car |
| 2022 | Rams, 24-10 | LA |

Points: Rams 479, Panthers 471

*NFC Divisional Playoff



CHICAGO BEARS

(Bears lead series, 55-38-3)

| | | | | | |
|------|---------------------|-----|---------------------------------|---------------------|-----|
| 1937 | Bears, 15-7 | Cle | 2006 | Bears, 42-27 | StL |
| | Bears, 20-2 | Chi | 2008 | Bears, 27-3 | StL |
| 1938 | Rams, 14-7 | Chi | 2009 | Bears, 17-9 | Chi |
| | Rams, 23-21 | Cle | 2012 | Bears, 23-16 | Chi |
| 1939 | Bears, 30-21 | Cle | 2013 | Rams, 42-21 | StL |
| | Bears, 35-21 | Chi | 2015 | Bears, 37-13 | StL |
| 1940 | Bears, 21-14 | Cle | 2018 | Bears, 15-6 | Chi |
| | Bears, 47-25 | Chi | 2019 | Rams, 17-7 | LA |
| 1941 | Bears, 48-21 | Cle | 2020 | Rams, 24-10 | LA |
| | Bears, 31-13 | Chi | 2021 | Rams, 34-14 | LA |
| 1942 | Bears, 21-7 | Cle | | | |
| | Bears, 47-0 | Chi | Points: Rams 1,928, Bears 2,185 | | |
| 1944 | Rams, 19-7 | Cle | *Conference Playoff | | |
| | Bears, 28-21 | Chi | ****NFC Championship | | |
| 1945 | Rams, 17-0 | Cle | | | |
| | Rams, 41-21 | Chi | | | |
| 1946 | Tie, 28-28 | Chi | | | |
| | Bears, 27-21 | LA | | | |
| 1947 | Bears, 41-21 | LA | | | |
| | Rams, 17-14 | Chi | | | |
| 1948 | Bears, 42-21 | Chi | | | |
| | Bears, 21-6 | LA | | | |
| 1949 | Rams, 31-16 | Chi | | | |
| | Rams, 27-24 | LA | | | |
| 1950 | Bears, 24-20 | LA | | | |
| | Bears, 24-14 | Chi | | | |
| | *Rams, 24-14 | LA | | | |
| 1951 | Rams, 42-17 | Chi | | | |
| 1952 | Rams, 31-7 | LA | | | |
| | Rams, 40-24 | Chi | | | |
| 1953 | Rams, 38-24 | LA | | | |
| | Bears, 24-21 | Chi | | | |
| 1954 | Rams, 42-38 | LA | | | |
| | Bears, 24-13 | Chi | | | |
| 1955 | Bears, 31-20 | LA | | | |
| | Bears, 24-3 | Chi | | | |
| 1956 | Bears, 35-24 | LA | | | |
| | Bears, 30-21 | Chi | | | |
| 1957 | Bears, 34-26 | Chi | | | |
| | Bears, 16-10 | LA | | | |
| 1958 | Bears, 31-10 | Chi | | | |
| | Rams, 41-35 | LA | | | |
| 1959 | Rams, 28-21 | Chi | | | |
| | Bears, 26-21 | LA | | | |
| 1960 | Bears, 34-27 | Chi | | | |
| | Tie, 24-24 | LA | | | |
| 1961 | Bears, 21-17 | LA | | | |
| | Bears, 28-24 | Chi | | | |
| 1962 | Bears, 27-23 | LA | | | |
| | Bears, 30-14 | Chi | | | |
| 1963 | Bears, 52-14 | LA | | | |
| | Bears, 6-0 | Chi | | | |
| 1964 | Bears, 38-17 | Chi | | | |
| | Bears, 34-24 | LA | | | |
| 1965 | Rams, 30-28 | LA | | | |
| | Bears, 31-6 | Chi | | | |
| 1966 | Rams, 31-17 | LA | | | |
| | Bears, 17-10 | Chi | | | |
| 1967 | Rams, 28-17 | Chi | | | |
| 1968 | Bears, 17-16 | LA | | | |
| 1969 | Rams, 9-7 | Chi | | | |
| 1971 | Rams, 17-3 | LA | | | |
| 1972 | Tie, 13-13 | Chi | | | |
| 1973 | Rams, 26-0 | Chi | | | |
| 1975 | Rams, 38-10 | LA | | | |
| 1976 | Rams, 20-12 | LA | | | |
| 1977 | Bears, 24-23 | Chi | | | |
| 1979 | Bears, 27-23 | Chi | | | |
| 1981 | Rams, 24-7 | Chi | | | |
| 1982 | Bears, 34-26 | LA | | | |
| 1983 | Rams, 21-14 | LA | | | |
| 1984 | Rams, 29-13 | LA | | | |
| 1985 | ****Bears, 24-0 | Chi | | | |
| 1986 | Rams, 20-17 | Chi | | | |
| 1988 | Rams, 23-3 | LA | | | |
| 1989 | Bears, 20-10 | Chi | | | |
| 1990 | Bears, 38-9 | Chi | | | |
| 1993 | Rams, 20-6 | LA | | | |
| 1994 | Bears, 27-13 | Chi | | | |
| 1995 | Rams, 34-28 | StL | | | |
| 1996 | Bears, 35-9 | Chi | | | |
| 1997 | Bears, 13-10 | StL | | | |
| 1998 | Rams, 20-12 | Chi | | | |
| 1999 | Rams, 34-12 | StL | | | |
| 2002 | Rams, 21-16 | StL | | | |
| 2003 | Rams, 23-21 | Chi | | | |



Series Results



CINCINNATI BENGALS (Bengals lead series, 10-6)

| | | |
|------|--------------------------|-------------|
| 1972 | Rams, 15-12 | LA |
| 1976 | Bengals, 20-12 | Cin |
| 1978 | Bengals, 20-19 | LA |
| 1981 | Bengals, 24-10 | Cin |
| 1984 | Rams, 24-14 | Cin |
| 1990 | Bengals, 34-31 OT | LA |
| 1993 | Bengals, 15-3 | Cin |
| 1996 | Rams, 26-16 | StL |
| 1999 | Rams, 38-10 | Cin |
| 2003 | Rams, 27-10 | StL |
| 2007 | Bengals, 19-10 | Cin |
| 2011 | Bengals, 20-13 | StL |
| 2015 | Bengals, 31-7 | Cin |
| 2019 | Rams, 24-10 | LA |
| 2021 | ****Rams, 23-20 | Los Angeles |
| 2023 | Bengals, 19-16 | Cin |

Points: Rams 318, Bengals 294
****Super Bowl LVI in Los Angeles

CLEVELAND BROWNS (Rams lead series, 14-11)

| | | |
|------|----------------------|-----|
| 1950 | *Browns, 30-28 | Cle |
| 1951 | Browns, 38-23 | LA |
| | *Rams, 24-17 | LA |
| 1952 | Browns, 37-7 | Cle |
| 1955 | *Browns, 38-14 | LA |
| 1957 | Browns, 45-31 | Cle |
| 1958 | Browns, 30-27 | LA |
| 1963 | Browns, 20-6 | Cle |
| 1965 | Rams, 42-7 | LA |
| 1968 | Rams, 24-6 | Cle |
| 1973 | Rams, 30-17 | LA |
| 1977 | Rams, 9-0 | Cle |
| 1978 | Browns, 30-19 | Cle |
| 1981 | Rams, 27-16 | LA |
| 1984 | Rams, 20-17 | LA |
| 1987 | Browns, 30-17 | Cle |
| 1990 | Rams, 38-23 | Cle |
| 1993 | Browns, 42-14 | LA |
| 1999 | Rams, 34-3 | StL |
| 2003 | Rams, 26-20 | Cle |
| 2007 | Browns, 27-20 | StL |
| 2011 | Rams, 13-12 | Cle |
| 2015 | Rams, 24-6 | StL |
| 2019 | Rams, 20-13 | Cle |
| 2023 | Rams 36-19 | LA |

Points: Rams 573, Browns 543
*Conference Playoff

DALLAS COWBOYS (Cowboys lead series, 20-18)

| | | |
|------|-----------------------|-----|
| 1960 | Rams, 38-13 | Dal |
| 1962 | Cowboys, 27-17 | LA |
| 1967 | Rams, 35-13 | Dal |
| 1969 | Rams, 24-23 | LA |
| 1971 | Cowboys, 28-21 | Dal |
| 1973 | Rams, 37-31 | LA |
| | ***Cowboys, 27-16 | Dal |
| | Cowboys, 18-7 | Dal |
| 1975 | ****Cowboys, 37-7 | LA |
| | ***Rams, 14-12 | Dal |
| 1976 | Rams, 27-14 | LA |
| 1978 | ****Cowboys, 28-0 | LA |
| | Cowboys, 30-6 | Dal |
| 1979 | ***Rams, 21-19 | Dal |
| | Rams, 38-14 | LA |
| | **Cowboys, 34-13 | Dal |
| 1981 | Cowboys, 29-17 | Dal |
| 1983 | *Rams, 24-17 | Dal |
| 1984 | Cowboys, 20-13 | LA |
| 1985 | ***Rams, 20-0 | LA |
| 1986 | Rams, 29-10 | LA |
| 1987 | Cowboys, 29-21 | LA |
| 1989 | Rams, 35-31 | Dal |
| 1990 | Cowboys, 24-21 | LA |
| 1992 | Rams, 27-23 | Dal |
| 2002 | Cowboys, 13-10 | StL |
| 2005 | Rams, 20-10 | Dal |
| 2007 | Cowboys, 35-7 | Dal |
| 2008 | Rams, 34-14 | StL |
| 2011 | Cowboys, 34-7 | Dal |
| 2013 | Cowboys, 31-7 | Dal |
| 2014 | Cowboys, 34-31 | StL |
| 2017 | Rams, 35-30 | Dal |
| 2018 | ***Rams, 30-22 | LA |
| 2019 | Cowboys, 44-21 | Dal |
| 2020 | Rams, 20-17 | LA |
| 2022 | Cowboys, 22-10 | LA |
| 2023 | Rams, 43-20 | Dal |

Points: Rams 780, Cowboys 900
**NFC First Round Playoff
***NFC Divisional Playoff
****NFC Championship

DENVER BRONCOS (Rams lead series, 10-5)

| | | |
|------|-----------------------|-----|
| 1972 | Broncos, 16-10 | LA |
| 1974 | Rams, 17-10 | Den |
| 1979 | Rams, 13-9 | Den |
| 1982 | Broncos, 27-24 | LA |
| 1985 | Rams, 20-16 | LA |
| 1988 | Broncos, 35-24 | Den |
| 1994 | Rams, 27-21 | LA |
| 1997 | Broncos, 35-14 | Den |
| 2000 | Rams, 41-36 | StL |
| 2002 | Broncos, 23-16 | Den |
| 2006 | Rams, 18-10 | StL |
| 2010 | Rams, 36-33 | Den |
| 2014 | Rams, 22-7 | StL |
| 2018 | Rams, 23-20 | Den |
| 2022 | Rams, 51-14 | LA |

Points: Rams 356, Broncos 312



Series Results



DETROIT LIONS

(Rams lead series, 45-42-1)

| | | |
|------|---------------|-----|
| 1937 | Lions, 28-0 | Cle |
| | Lions, 27-7 | Det |
| 1938 | Rams, 21-17 | Cle |
| | Lions, 6-0 | Det |
| 1939 | Lions, 15-7 | Det |
| | Rams 14-3 | Cle |
| 1940 | Lions, 6-0 | Det |
| | Rams, 24-0 | Cle |
| 1941 | Lions, 17-7 | Det |
| | Lions, 14-0 | Cle |
| 1942 | Rams, 14-0 | Det |
| | Rams, 27-7 | Cle |
| 1944 | Rams, 20-17 | Det |
| | Lions, 26-14 | Cle |
| 1945 | Rams, 28-21 | Det |
| 1946 | Rams, 35-14 | LA |
| | Rams, 41-20 | Det |
| 1947 | Rams, 27-13 | Det |
| | Rams, 28-17 | LA |
| 1948 | Rams, 44-7 | LA |
| | Rams, 34-27 | Det |
| 1949 | Rams, 27-24 | LA |
| | Rams, 21-20 | Det |
| 1950 | Rams, 30-28 | Det |
| | Rams, 65-24 | LA |
| 1951 | Rams, 27-21 | Det |
| | Lions, 24-22 | LA |
| 1952 | Lions, 17-14 | LA |
| | Lions, 24-16 | Det |
| | *Lions, 31-21 | Det |
| 1953 | Rams, 31-19 | Det |
| | Rams, 37-24 | LA |
| 1954 | Lions, 21-3 | Det |
| | Lions, 27-24 | LA |
| 1955 | Rams, 17-10 | Det |
| | Rams, 24-13 | LA |
| 1956 | Lions, 24-21 | Det |
| | Lions, 16-7 | LA |
| 1957 | Lions, 10-7 | Det |
| | Rams, 35-17 | LA |
| 1958 | Rams, 42-28 | Det |
| | Lions, 41-24 | LA |
| 1959 | Lions, 17-7 | LA |
| | Lions, 23-17 | Det |
| 1960 | Rams, 48-35 | LA |
| | Lions, 12-10 | Det |
| 1961 | Lions, 14-13 | Det |
| | Lions, 28-10 | LA |
| 1962 | Lions, 13-10 | Det |
| | Lions, 12-3 | LA |
| 1963 | Lions, 23-2 | LA |
| | Rams, 28-21 | Det |
| 1964 | Tie, 17-17 | LA |
| | Lions, 37-17 | Det |
| 1965 | Lions, 20-0 | Det |
| | Lions, 31-7 | LA |
| 1966 | Rams, 14-7 | Det |
| | Rams, 23-3 | LA |
| 1967 | Rams, 31-7 | Det |
| 1968 | Rams, 10-7 | LA |
| 1969 | Lions, 28-0 | Det |
| 1970 | Lions, 28-23 | LA |
| 1971 | Rams, 21-13 | Det |
| 1972 | Lions, 34-17 | LA |
| 1974 | Rams, 16-13 | LA |
| 1975 | Rams, 20-0 | Det |
| 1976 | Rams, 20-17 | Det |
| 1980 | Lions, 41-20 | LA |
| 1981 | Rams, 20-13 | LA |
| 1982 | Lions, 19-14 | LA |
| 1983 | Rams, 21-10 | LA |
| 1986 | Rams, 14-10 | LA |
| 1987 | Rams, 37-16 | Det |
| 1988 | Rams, 17-10 | LA |
| 1991 | Lions, 21-10 | Det |
| 1993 | Lions, 16-13 | LA |
| 1999 | Lions, 31-27 | Det |
| 2001 | Rams, 35-0 | Det |
| 2003 | Lions, 30-20 | Det |
| 2006 | Rams, 41-34 | StL |
| 2009 | Rams, 17-10 | Det |
| 2010 | Lions, 44-6 | Det |
| 2012 | Lions, 27-24 | Det |
| 2015 | Rams, 21-14 | StL |
| 2016 | Lions, 31-28 | Det |
| 2018 | Rams, 30-16 | Det |
| 2021 | Rams, 28-19 | LA |
| 2023 | ^Lions, 24-23 | Det |

Points: Rams 1,756, Lions 1,651

*Conference Playoff

^ NFC Wild Card



GREEN BAY PACKERS

(Packers lead series, 50-47-2)

| | | |
|------|----------------|-----|
| 1937 | Packers, 35-7 | GB |
| | Packers, 35-10 | Cle |
| 1938 | Packers, 26-17 | GB |
| | Packers, 28-7 | Cle |
| 1939 | Rams, 27-24 | GB |
| | Packers, 7-6 | Cle |
| 1940 | Packers, 31-14 | GB |
| | Tie, 13-13 | Cle |
| 1941 | Packers, 24-7 | Mil |
| | Packers, 17-14 | Cle |
| 1942 | Packers, 31-12 | Cle |
| | Packers, 45-28 | GB |
| 1944 | Packers, 30-21 | GB |
| | Packers, 42-7 | Cle |
| 1945 | Rams 27-14 | GB |
| | Rams, 20-7 | Cle |
| 1946 | Rams, 21-17 | Mil |
| | Rams, 38-17 | LA |
| 1947 | Packers, 17-14 | Mil |
| | Packers, 30-10 | LA |
| 1948 | Packers, 16-0 | GB |
| | Rams, 24-10 | LA |
| 1949 | Rams, 48-7 | GB |
| | Rams, 35-7 | LA |
| 1950 | Rams, 45-14 | Mil |
| | Rams, 51-14 | LA |
| 1951 | Rams, 28-0 | Mil |
| | Rams, 42-14 | LA |
| 1952 | Rams, 30-28 | Mil |
| | Rams, 45-27 | LA |
| 1953 | Rams, 38-20 | Mil |
| | Rams, 33-17 | LA |
| 1954 | Packers, 35-17 | Mil |
| | Rams, 35-27 | LA |
| 1955 | Packers, 30-28 | Mil |
| | Rams, 31-17 | LA |
| 1956 | Packers, 42-17 | Mil |
| | Rams, 49-21 | LA |
| 1957 | Rams, 31-27 | Mil |
| | Rams, 42-17 | LA |
| 1958 | Rams, 20-7 | GB |
| | Rams, 34-20 | LA |
| 1959 | Rams, 45-6 | Mil |
| | Packers, 38-20 | LA |
| 1960 | Rams, 33-31 | Mil |
| | Packers, 35-21 | LA |
| 1961 | Packers, 35-17 | GB |
| | Packers, 24-17 | LA |
| 1962 | Packers, 41-10 | Mil |
| | Packers, 20-17 | LA |
| 1963 | Packers, 42-10 | GB |
| | Packers, 31-14 | LA |
| 1964 | Rams, 27-17 | Mil |
| | Tie, 24-24 | LA |
| 1965 | Packers, 6-3 | Mil |
| | Rams, 21-10 | LA |
| 1966 | Packers, 24-13 | GB |
| | Packers, 27-23 | LA |
| 1967 | Rams, 27-24 | LA |
| | *Packers, 28-7 | Mil |
| 1968 | Rams, 16-14 | Mil |
| 1969 | Rams, 34-21 | LA |
| 1970 | Rams, 31-21 | GB |
| 1971 | Rams, 30-13 | LA |
| 1973 | Rams, 24-7 | LA |
| 1974 | Packers, 17-6 | Mil |
| 1975 | Rams, 22-5 | LA |
| 1977 | Rams, 24-6 | Mil |
| 1978 | Rams, 31-14 | LA |
| 1980 | Rams, 51-21 | LA |
| 1981 | Rams, 35-23 | LA |
| 1982 | Packers, 35-23 | Mil |
| 1983 | Packers, 27-24 | Mil |
| 1984 | Packers, 31-6 | Mil |
| 1985 | Rams, 34-17 | LA |
| 1988 | Rams, 34-7 | GB |
| 1989 | Rams, 41-38 | LA |
| 1990 | Packers, 36-24 | GB |
| 1991 | Rams, 23-21 | LA |
| 1992 | Packers, 28-13 | GB |
| 1993 | Packers, 36-6 | Mil |
| 1994 | Packers, 24-17 | GB |
| 1995 | Rams, 17-14 | GB |
| 1996 | Packers, 24-9 | StL |
| 1997 | Packers, 17-7 | GB |
| 2001 | **Rams, 45-17 | StL |

Points: Rams 2,235, Packers 2,254

*Conference Playoff

**Divisional Playoffs



Series Results



HOUSTON TEXANS (Rams lead series, 4-1)

| | | |
|------|----------------------|-----|
| 2005 | Rams, 33-27 OT | Hou |
| 2009 | Texans, 16-13 | StL |
| 2013 | Rams, 38-13 | Hou |
| 2017 | Rams, 33-7 | LA |
| 2021 | Rams, 38-22 | Hou |

Points: Rams 155, Texans 85



INDIANAPOLIS COLTS (Colts lead series, 25-19-2)

| | | |
|------|---------------------|-----|
| 1953 | Rams, 21-13 | Bal |
| | Rams, 45-2 | LA |
| 1954 | Rams, 48-0 | Bal |
| | Colts, 22-21 | LA |
| 1955 | Tie, 17-17 | Bal |
| | Rams, 20-14 | LA |
| 1956 | Colts, 56-21 | Bal |
| | Rams, 31-7 | LA |
| 1957 | Colts, 31-14 | Bal |
| | Rams, 37-21 | LA |
| 1958 | Colts, 34-7 | Bal |
| | Rams, 30-28 | LA |
| 1959 | Colts, 35-21 | Bal |
| | Colts, 45-26 | LA |
| 1960 | Colts, 31-17 | Bal |
| | Rams, 10-3 | LA |
| 1961 | Colts, 27-24 | Bal |
| | Rams, 34-17 | LA |
| 1962 | Colts, 30-27 | Bal |
| | Colts, 14-2 | LA |
| 1963 | Rams, 17-16 | LA |
| | Colts, 19-16 | Bal |
| 1964 | Colts, 35-20 | Bal |
| | Colts, 24-7 | LA |
| 1965 | Colts, 35-20 | Bal |
| | Colts, 20-17 | LA |
| 1966 | Colts, 17-3 | LA |
| | Rams, 23-7 | Bal |
| 1967 | Tie, 24-24 | Bal |
| | Rams, 34-10 | LA |
| 1968 | Colts, 27-10 | Bal |
| | Colts, 28-24 | LA |
| 1969 | Rams, 27-20 | Bal |
| | Colts, 13-7 | LA |
| 1971 | Colts, 24-17 | Bal |
| 1975 | Rams, 24-13 | LA |
| 1986 | Rams, 24-7 | Bal |
| 1989 | Rams, 31-17 | LA |
| 1995 | Colts, 21-18 | Ind |
| 2001 | Rams, 42-17 | StL |
| 2005 | Colts, 45-28 | Ind |
| 2009 | Colts, 42-6 | StL |
| 2013 | Rams, 38-8 | Ind |
| 2017 | Rams, 46-9 | LA |
| 2021 | Rams, 27-24 | Ind |
| 2023 | Rams, 29-23 OT | Ind |

Points: Rams 1,052, Colts 992



JACKSONVILLE JAGUARS (Rams lead series, 4-1)

| | | |
|------|--------------------|-----|
| 1996 | Rams, 17-14 | StL |
| 2005 | Rams, 24-21 | StL |
| 2009 | Jaguars, 23-20 OT | Jax |
| 2013 | Rams, 34-20 | StL |
| 2017 | Rams, 27-17 | Jax |
| 2021 | Rams, 37-7 | LA |

Points: Rams 159, Jaguars 102



KANSAS CITY CHIEFS (Chiefs lead series, 8-5)

| | | |
|------|----------------------|-----|
| 1973 | Rams, 23-13 | KC |
| 1982 | Rams, 20-14 | LA |
| 1985 | Rams, 16-0 | KC |
| 1991 | Chiefs, 27-20 | LA |
| 1994 | Rams, 16-0 | KC |
| 1997 | Chiefs, 28-20 | StL |
| 2000 | Chiefs, 54-34 | KC |
| 2002 | Chiefs, 49-10 | KC |
| 2006 | Chiefs, 31-17 | StL |
| 2010 | Chiefs, 27-13 | StL |
| 2014 | Chiefs, 34-7 | KC |
| 2018 | Rams, 54-51 | LA |
| 2022 | Chiefs, 26-10 | KC |

Points: Rams 260, Chiefs 354



LOS ANGELES CHARGERS (Rams lead series, 7-6)

| | | |
|------|------------------------|-----|
| 1970 | Rams, 37-10 | LA |
| 1975 | Rams, 13-10 OT | SD |
| 1979 | Chargers, 40-16 | LA |
| 1988 | Chargers, 38-24 | LA |
| 1991 | Rams, 30-24 | LA |
| 1994 | Chargers, 31-17 | SD |
| 2000 | Rams, 57-31 | StL |
| 2002 | Rams, 28-24 | StL |
| 2006 | Chargers, 38-24 | SD |
| 2010 | Rams, 20-17 | StL |
| 2014 | Chargers, 27-24 | SD |
| 2018 | Rams, 35-23 | LA |
| 2022 | Chargers, 31-10 | LA |

Points: Rams 335, Chargers 344



MIAMI DOLPHINS (Dolphins lead series, 12-2)

| | | |
|------|---------------------------|-----|
| 1971 | Dolphins, 20-14 | LA |
| 1976 | Rams, 31-28 | Mia |
| 1980 | Dolphins, 35-14 | LA |
| 1983 | Dolphins, 30-14 | Mia |
| 1986 | Dolphins, 37-31 OT | LA |
| 1992 | Dolphins, 26-10 | Mia |
| 1995 | Dolphins, 41-22 | StL |
| 1998 | Dolphins, 14-0 | Mia |
| 2001 | Rams, 42-10 | StL |
| 2004 | Dolphins, 31-14 | Mia |
| 2008 | Dolphins, 16-12 | StL |
| 2012 | Dolphins, 17-14 | Mia |
| 2016 | Dolphins, 14-10 | LA |
| 2020 | Dolphins, 28-17 | MIA |

Points: Rams 245, Dolphins 347



MINNESOTA VIKINGS (Vikings lead series, 28-17-2)

| | | |
|------|-----------------------|-----|
| 1961 | Rams, 31-17 | LA |
| | Vikings, 42-21 | Min |
| 1962 | Vikings, 38-14 | LA |
| | Tie, 24-24 | Min |
| 1963 | Rams, 27-24 | LA |
| | Vikings, 21-13 | Min |
| 1964 | Rams, 22-13 | LA |
| | Vikings, 34-13 | Min |
| 1965 | Vikings, 38-35 | LA |
| | Vikings, 24-13 | Min |
| 1966 | Vikings, 35-7 | Min |
| | Rams, 21-6 | LA |
| 1967 | Rams, 39-3 | LA |
| 1968 | Rams, 31-3 | Min |
| 1969 | Vikings, 20-13 | LA |
| | *Vikings, 23-20 | Min |
| | Vikings, 13-3 | Min |
| 1970 | Vikings, 45-41 | LA |
| 1972 | Vikings, 10-9 | Min |
| 1973 | Rams, 20-17 | LA |
| 1974 | ****Vikings, 14-10 | Min |
| | Tie, 10-10 OT | Min |
| | ****Vikings, 24-13 | Min |
| 1977 | Rams, 35-3 | LA |
| | ***Vikings, 14-7 | LA |
| 1978 | Rams, 34-17 | Min |
| | ***Rams, 34-10 | LA |
| 1979 | Rams, 27-21 OT | LA |
| 1985 | Rams, 13-10 | LA |
| 1987 | Vikings, 21-16 | LA |
| 1988 | **Vikings, 28-17 | Min |
| 1989 | Vikings, 23-21 OT | Min |
| 1991 | Vikings, 20-14 | Min |
| 1992 | Vikings, 31-17 | LA |
| 1998 | Vikings, 38-31 | StL |
| 1999 | ***Rams, 49-37 | StL |
| 2000 | Rams, 40-29 | StL |
| 2003 | Rams, 48-17 | StL |
| 2005 | Vikings, 27-13 | Min |
| 2006 | Rams, 41-21 | Min |
| 2009 | Vikings, 38-10 | StL |
| 2012 | Vikings, 36-22 | StL |
| 2014 | Vikings, 34-6 | StL |
| 2015 | Vikings, 21-18 OT | Min |
| 2017 | Vikings, 24-7 | Min |
| 2018 | Rams, 38-31 | LA |
| 2021 | Rams, 30-23 | Min |

Points: Rams 1,038, Vikings 1,072

*Conference Championship

**NFC First Round Playoff

***NFC Divisional Playoff

****NFC Championship



Series Results



NEW ENGLAND PATRIOTS

(Patriots lead series, 9-6)

| | | |
|------|------------------------|-------------|
| 1974 | Patriots, 20-14 | NE |
| 1980 | Rams, 17-14 | NE |
| 1983 | Patriots, 21-7 | LA |
| 1986 | Patriots, 30-28 | LA |
| 1989 | Rams, 24-20 | NE |
| 1992 | Rams, 14-0 | LA |
| 1998 | Rams, 32-18 | StL |
| 2001 | Rams, 24-17 | NE |
| | *Patriots, 20-17 | New Orleans |
| 2004 | Patriots, 40-22 | StL |
| 2008 | Patriots, 23-16 | NE |
| 2012 | ^Patriots, 45-7 | London |
| 2016 | Patriots, 26-10 | NE |
| 2018 | **Patriots, 13-3 | Atlanta |
| 2020 | Rams, 24-3 | LA |

Points: Rams 259, Patriots 310

*Super Bowl XXXVI in New Orleans

**Super Bowl LIII in Atlanta

^International Series



NEW ORLEANS SAINTS

(Rams lead series, 44-35)

| | | |
|------|-------------------------|-----|
| 1967 | Rams, 27-13 | NO |
| 1969 | Rams, 36-17 | LA |
| 1970 | Rams, 30-17 | NO |
| | Rams, 34-16 | LA |
| 1971 | Saints, 24-20 | NO |
| | Rams, 45-28 | LA |
| 1972 | Rams, 34-14 | LA |
| | Saints, 19-16 | NO |
| | Rams, 29-7 | LA |
| 1973 | Rams, 24-13 | NO |
| 1974 | Rams, 24-0 | LA |
| | Saints, 20-7 | NO |
| 1975 | Rams, 38-14 | LA |
| | Rams, 14-7 | NO |
| 1976 | Rams, 16-10 | NO |
| | Rams, 33-14 | LA |
| 1977 | Rams, 14-7 | LA |
| | Saints, 27-26 | NO |
| 1978 | Rams, 26-20 | NO |
| | Saints, 10-3 | LA |
| 1979 | Rams, 35-17 | NO |
| | Saints, 29-14 | LA |
| 1980 | Rams, 45-31 | LA |
| | Rams, 27-7 | NO |
| 1981 | Saints, 23-17 | NO |
| | Saints, 21-13 | LA |
| 1983 | Rams, 30-27 | LA |
| | Rams, 26-24 | NO |
| 1984 | Rams, 28-10 | NO |
| | Rams, 34-21 | LA |
| 1985 | Rams, 28-10 | LA |
| | Saints, 29-3 | NO |
| 1986 | Saints, 6-0 | NO |
| | Rams, 26-13 | LA |
| 1987 | Saints, 37-10 | NO |
| | Saints, 31-14 | LA |
| 1988 | Rams, 12-10 | NO |
| | Saints, 14-10 | LA |
| 1989 | Saints, 40-21 | LA |
| | Rams, 20-17 OT | NO |
| 1990 | Saints, 24-20 | LA |
| | Saints, 20-17 | NO |
| 1991 | Saints, 24-7 | NO |
| | Saints, 24-17 | LA |
| 1992 | Saints, 13-10 | NO |
| | Saints, 37-14 | LA |
| 1993 | Saints, 37-6 | LA |
| | Rams, 23-20 | NO |
| 1994 | Saints, 37-34 | NO |
| | Saints, 31-15 | LA |
| 1995 | Rams, 17-13 | StL |
| | Saints, 19-10 | NO |
| 1996 | Rams, 26-10 | NO |
| | Rams, 14-13 | StL |
| 1997 | Rams, 38-24 | StL |
| | Rams, 34-27 | NO |
| 1998 | Saints, 24-17 | StL |
| | Saints, 24-3 | NO |
| 1999 | Rams, 43-12 | StL |
| | Rams, 30-14 | NO |
| 2000 | Saints, 31-24 | StL |
| | Rams, 26-21 | NO |
| | *Saints, 31-28 | NO |
| 2001 | Saints, 34-31 | StL |
| | Rams, 34-21 | NO |
| 2004 | Saints, 28-25 OT | StL |
| 2005 | Rams, 28-17 | StL |
| 2007 | Rams, 37-29 | NO |
| 2009 | Saints, 28-23 | StL |
| 2010 | Saints, 31-13 | NO |
| 2011 | Rams, 31-21 | StL |
| 2013 | Rams, 27-16 | StL |
| 2016 | Saints, 49-21 | NO |
| 2017 | Rams, 26-20 | LA |
| 2018 | Saints, 45-35 | NO |
| | ****Rams, 26-23 OT | NO |
| 2019 | Rams, 27-9 | LA |
| 2022 | Saints, 27-20 | NO |
| 2023 | Rams, 30-22 | LA |

Points: Rams 1,815, Saints 1,657

*NFC Wildcard Playoff



Series Results



NEW YORK GIANTS (Rams lead series, 30-17)

| | | |
|------|-------------------------|--------|
| 1938 | Giants, 28-0 | NY |
| 1940 | Rams, 13-0 | NY |
| 1941 | Giants, 49-14 | NY |
| 1945 | Rams, 21-17 | NY |
| 1946 | Rams, 31-21 | NY |
| 1947 | Rams, 34-10 | LA |
| 1948 | Rams, 52-37 | NY |
| 1953 | Rams, 21-7 | LA |
| 1954 | Rams, 17-16 | NY |
| 1959 | Giants, 23-2 | LA |
| 1961 | Giants, 24-14 | NY |
| 1966 | Rams, 55-14 | LA |
| 1968 | Rams, 24-21 | LA |
| 1970 | Rams, 31-3 | NY |
| 1973 | Rams, 40-6 | LA |
| 1976 | Rams, 24-10 | LA |
| 1978 | Rams, 20-17 | NY |
| 1979 | Giants, 20-14 | LA |
| 1980 | Rams, 28-7 | NY |
| 1981 | Giants, 10-7 | NY |
| 1983 | Rams, 16-6 | NY |
| 1984 | Rams, 33-12 | LA |
| | **Giants, 16-13 | LA |
| 1985 | Giants, 24-19 | NY |
| 1988 | Rams, 45-31 | NY |
| 1989 | Rams, 31-10 | LA |
| | **Rams, 19-13 OT | NY |
| 1990 | Giants, 31-7 | LA |
| 1991 | Rams, 19-13 | NY |
| 1992 | Rams, 38-17 | LA |
| 1993 | Giants, 20-10 | NY |
| 1994 | Rams, 17-10 | LA |
| 1997 | Rams, 13-3 | StL |
| 1999 | Rams, 31-10 | StL |
| 2000 | Rams, 38-24 | NY |
| 2001 | Rams, 15-14 | StL |
| 2002 | Giants, 26-21 | StL |
| 2003 | Giants, 23-13 | NY |
| 2005 | Giants, 44-24 | NY |
| 2008 | Giants, 41-13 | StL |
| 2011 | Giants, 28-16 | NY |
| 2014 | Giants, 37-27 | StL |
| 2016 | ^Giants, 17-10 | London |
| 2017 | Rams, 51-17 | LA |
| 2020 | Rams, 17-9 | LA |
| 2021 | Rams, 38-11 | NY |
| 2023 | Rams, 26-25 | NY |

Points: Rams 1,101, Giants 872
 **NFC First Round Playoff
 ***NFC Divisional Playoff
 ^International Series

NEW YORK JETS (Rams lead series, 10-5)

| | | |
|------|-----------------------|-----|
| 1970 | Jets, 31-20 | LA |
| 1974 | Rams, 20-13 | NY |
| 1980 | Rams, 38-13 | LA |
| 1983 | Jets, 27-24 OT | NY |
| 1986 | Rams, 17-3 | NY |
| 1989 | Rams, 38-14 | LA |
| 1992 | Rams, 18-10 | LA |
| 1995 | Rams, 23-20 | NY |
| 1998 | Rams, 30-10 | StL |
| 2001 | Rams, 34-14 | StL |
| 2004 | Rams, 32-29 OT | StL |
| 2008 | Jets, 47-3 | NY |
| 2012 | Jets, 27-13 | STL |
| 2016 | Rams, 9-6 | NY |
| 2020 | Jets, 23-20 | LA |

Points: Rams 339, Jets 287

LAS VEGAS RAIDERS (Raiders lead series, 8-7)

| | | |
|------|-----------------------|-----|
| 1972 | Raiders, 45-17 | Oak |
| 1977 | Rams, 20-14 | LA |
| 1979 | Raiders, 24-17 | LA |
| 1982 | Raiders, 37-31 | RAI |
| 1985 | Raiders, 16-6 | LA |
| 1988 | Rams, 22-17 | RAI |
| 1991 | Raiders, 20-17 | RAI |
| 1994 | Raiders, 20-17 | LA |
| 1997 | Raiders, 35-17 | Oak |
| 2002 | Rams, 28-13 | StL |
| 2006 | Rams, 20-0 | Oak |
| 2010 | Raiders, 16-14 | Oak |
| 2014 | Rams, 52-0 | StL |
| 2018 | Rams, 33-13 | Oak |
| 2022 | Rams, 17-16 | LA |

Points: Rams 328, Raiders 286

PHILADELPHIA EAGLES (Eagles lead series, 23-20-1)

| | | |
|------|-----------------------|------|
| 1937 | Rams, 21-3 | Phi |
| 1939 | Rams, 35-13 | CO |
| 1940 | Rams, 21-13 | Cle |
| 1942 | Rams, 24-14 | Ohio |
| 1944 | Eagles, 26-13 | Phi |
| 1945 | Eagles, 28-14 | Phi |
| 1946 | Eagles, 25-14 | LA |
| 1947 | Eagles, 14-7 | Phi |
| 1948 | Tie, 28-28 | LA |
| 1949 | Eagles, 38-14 | Phi |
| | *Eagles, 14-0 | LA |
| 1950 | Eagles, 56-20 | Phi |
| 1955 | Rams, 23-21 | Phi |
| 1956 | Rams, 27-7 | LA |
| 1957 | Rams, 17-13 | LA |
| 1959 | Eagles, 23-20 | Phi |
| 1964 | Rams, 20-10 | LA |
| 1967 | Rams, 33-17 | LA |
| 1969 | Rams, 23-17 | Phi |
| 1972 | Rams, 34-3 | Phi |
| 1975 | Rams, 42-3 | Phi |
| 1977 | Rams, 20-0 | LA |
| 1978 | Rams, 16-14 | Phi |
| 1983 | Eagles, 13-9 | Phi |
| 1985 | Rams, 17-6 | Phi |
| 1986 | Eagles, 34-20 | Phi |
| 1988 | Eagles, 30-24 | Phi |
| 1989 | **Rams, 21-7 | Phi |
| 1990 | Eagles, 27-21 | LA |
| 1995 | Eagles, 20-9 | Phi |
| 1998 | Eagles, 17-14 | Phi |
| 1999 | Eagles, 38-31 | Phi |
| 2001 | Rams, 20-17 OT | Phi |
| | ***Rams, 29-24 | StL |
| 2002 | Eagles, 10-3 | Phi |
| 2004 | Rams, 20-7 | StL |
| 2005 | Eagles, 17-16 | StL |
| 2008 | Eagles, 38-3 | Phi |
| 2011 | Eagles, 31-13 | StL |
| 2014 | Eagles, 34-28 | Phi |
| 2017 | Eagles, 43-35 | LA |
| 2018 | Eagles, 30-23 | LA |
| 2020 | Rams, 37-19 | Phi |
| 2023 | Eagles, 23-14 | LA |

Points: Rams 893, Eagles 885
 *NFL Championship
 **NFC First Round Playoff
 ***NFC Championship Game

PITTSBURGH STEELERS (Rams lead series, 15-11-2)

| | | |
|------|-------------------------|----------|
| 1938 | Rams, 13-7 | NO |
| 1939 | Tie, 14-14 | Cle |
| 1941 | Rams, 17-14 | Ohio |
| 1947 | Rams, 48-7 | Pit |
| 1948 | Rams, 31-14 | LA |
| 1949 | Tie, 7-7 | Pit |
| 1952 | Rams, 28-14 | LA |
| 1955 | Rams, 27-26 | LA |
| 1956 | Steelers, 30-13 | Pit |
| 1961 | Rams, 24-14 | LA |
| 1964 | Rams, 26-14 | Pit |
| 1968 | Rams, 45-10 | LA |
| 1971 | Rams, 23-14 | Pit |
| 1975 | Rams, 10-3 | LA |
| 1978 | Rams, 10-7 | LA |
| 1979 | *Steelers, 31-19 | Pasadena |
| 1981 | Steelers, 24-0 | Pit |
| 1984 | Steelers, 24-14 | Pit |
| 1987 | Rams, 31-21 | LA |
| 1990 | Steelers, 41-10 | Pit |
| 1993 | Rams, 27-0 | LA |
| 1996 | Steelers, 42-6 | Pit |
| 2003 | Rams, 33-21 | Pit |
| 2007 | Steelers, 41-24 | StL |
| 2011 | Steelers, 27-0 | Pit |
| 2015 | Steelers, 12-6 | StL |
| 2019 | Steelers, 17-12 | Pit |
| 2023 | Steelers, 24-17 | LA |

Points: Rams 540, Steelers 515
 *Super Bowl XIV in Pasadena, Calif.



Series Results



SAN FRANCISCO 49ers (49ers lead series, 77-70-3)

| | | | | | |
|------|------------------------|-----------|------|------------------------|------------|
| 1950 | Rams, 35-14 | SF | 1992 | 49ers, 27-24 | SF |
| | Rams, 28-21 | LA | | 49ers, 27-10 | LA |
| 1951 | 49ers, 44-17 | SF | 1993 | 49ers, 40-17 | SF |
| | Rams, 23-16 | LA | | 49ers, 35-10 | LA |
| 1952 | Rams, 35-9 | LA | 1994 | 49ers, 34-19 | LA |
| | Rams, 34-21 | SF | | 49ers, 31-27 | SF |
| 1953 | 49ers, 31-30 | SF | 1995 | 49ers, 44-10 | StL |
| | 49ers, 31-27 | LA | | 49ers, 41-13 | SF |
| 1954 | Tie, 24-24 | LA | 1996 | 49ers, 34-0 | SF |
| | Rams, 42-34 | SF | | 49ers, 28-11 | StL |
| 1955 | Rams, 23-14 | SF | 1997 | 49ers, 15-12 | StL |
| | Rams, 27-14 | LA | | 49ers, 30-10 | SF |
| 1956 | 49ers, 33-30 | SF | 1998 | 49ers, 28-10 | StL |
| | Rams, 30-6 | LA | | 49ers, 38-19 | SF |
| 1957 | 49ers, 23-20 | SF | 1999 | Rams, 42-20 | StL |
| | Rams, 37-24 | LA | | Rams, 23-7 | SF |
| 1958 | Rams, 33-3 | SF | 2000 | Rams, 41-24 | StL |
| | Rams, 56-7 | LA | | Rams, 34-24 | SF |
| 1959 | 49ers, 34-0 | SF | 2001 | Rams, 30-26 | SF |
| | 49ers, 24-16 | LA | | Rams, 27-14 | StL |
| 1960 | 49ers, 13-9 | SF | 2002 | 49ers, 37-13 | SF |
| | 49ers, 23-7 | LA | | Rams, 31-20 | StL |
| 1961 | 49ers, 35-0 | SF | 2003 | Rams, 27-24 OT | StL |
| | Rams, 17-7 | LA | | 49ers, 30-10 | SF |
| 1962 | Rams, 28-14 | SF | 2004 | Rams, 24-14 | SF |
| | 49ers, 24-17 | LA | | Rams, 16-6 | StL |
| 1963 | Rams, 28-21 | LA | 2005 | 49ers, 28-25 | SF |
| | Rams, 21-17 | SF | | 49ers, 24-20 | StL |
| 1964 | Rams, 42-14 | LA | 2006 | 49ers, 20-13 | SF |
| | 49ers, 28-7 | SF | | Rams, 20-17 | StL |
| 1965 | 49ers, 45-21 | LA | 2007 | 49ers, 17-16 | StL |
| | 49ers, 30-27 | SF | | Rams, 13-9 | SF |
| 1966 | Rams, 34-3 | LA | 2008 | 49ers, 35-16 | SF |
| | 49ers, 21-13 | SF | | 49ers, 17-16 | StL |
| 1967 | 49ers, 27-24 | LA | 2009 | 49ers, 35-0 | SF |
| | Rams, 17-7 | SF | | 49ers, 28-6 | StL |
| 1968 | Rams, 24-10 | LA | 2010 | 49ers, 23-20 OT | SF |
| | Tie, 20-20 | SF | | Rams, 25-17 | StL |
| 1969 | Rams, 27-21 | SF | 2011 | 49ers, 26-0 | SF |
| | Rams, 41-30 | LA | | 49ers, 34-27 | StL |
| 1970 | 49ers, 20-6 | LA | 2012 | Tie, 24-24 OT | SF |
| | Rams, 30-13 | SF | | Rams, 16-13 OT | StL |
| 1971 | Rams, 20-13 | SF | 2013 | 49ers, 35-11 | StL |
| | Rams, 17-6 | LA | | 49ers, 23-13 | SF |
| 1972 | Rams, 31-7 | LA | 2014 | 49ers, 31-17 | StL |
| | Rams, 26-16 | SF | | Rams, 13-10 | SF |
| 1973 | Rams, 40-20 | SF | 2015 | Rams, 27-6 | StL |
| | Rams, 31-13 | LA | | 49ers, 19-16 OT | SF |
| 1974 | Rams, 37-14 | LA | 2016 | 49ers, 28-0 | SF |
| | Rams, 15-13 | SF | | 49ers, 22-21 | LA |
| 1975 | Rams, 23-14 | SF | 2017 | Rams, 41-39 | SF |
| | 49ers, 24-23 | LA | | 49ers, 34-13 | LA |
| 1976 | 49ers, 16-0 | LA | 2018 | Rams, 39-10 | SF |
| | Rams, 23-3 | SF | | Rams, 48-32 | LA |
| 1977 | Rams, 34-14 | LA | 2019 | 49ers, 20-7 | LA |
| | Rams, 23-10 | SF | | 49ers, 31-34 | SF |
| 1978 | Rams, 27-10 | LA | 2020 | 49ers, 24-16 | SF |
| | Rams, 31-28 | SF | | 49ers, 23-20 | LA |
| 1979 | Rams, 27-24 | LA | 2021 | 49ers, 31-10 | SF |
| | Rams, 26-20 | SF | | 49ers, 27-24 OT | LA |
| 1980 | Rams, 48-26 | LA | | ****Rams, 20-17 | LA |
| | Rams, 31-17 | SF | 2022 | 49ers, 24-9 | SF |
| 1981 | 49ers, 20-17 | SF | | 49ers, 31-14 | LA |
| | 49ers, 33-31 | LA | 2023 | 49ers, 30-23 | LA |
| 1982 | 49ers, 30-24 | LA | | Rams, 21-20 | SF |
| | Rams, 21-20 | SF | | | |
| 1983 | Rams, 10-7 | SF | | | |
| | 49ers, 45-35 | LA | | | |
| 1984 | 49ers, 33-0 | LA | | | |
| | 49ers, 19-16 | SF | | | |
| 1985 | 49ers, 28-14 | LA | | | |
| | Rams, 27-20 | SF | | | |
| 1986 | Rams, 16-13 | LA | | | |
| | 49ers, 24-14 | SF | | | |
| 1987 | 49ers, 31-10 | LA | | | |
| | 49ers, 48-0 | SF | | | |
| 1988 | 49ers, 24-21 | LA | | | |
| | Rams, 38-16 | SF | | | |
| 1989 | Rams, 13-12 | SF | | | |
| | 49ers, 30-27 | LA | | | |
| | ****49ers, 30-3 | SF | | | |
| 1990 | Rams, 28-17 | SF | | | |
| | 49ers, 26-10 | LA | | | |
| 1991 | 49ers, 27-10 | SF | | | |
| | 49ers, 33-10 | LA | | | |

Points: Rams 3,176, 49ers 3,399
****NFC Championship

SEATTLE SEAHAWKS (Seahawks lead series, 29-24)

| | | |
|------|------------------------|------------|
| 1976 | Rams, 45-6 | LA |
| 1979 | Rams, 24-0 | Sea |
| 1985 | Rams, 35-24 | Sea |
| 1988 | Rams, 31-10 | LA |
| 1991 | Seahawks, 23-9 | Sea |
| 1997 | Seahawks, 17-9 | StL |
| 2000 | Rams, 37-34 | Sea |
| 2002 | Rams, 37-20 | StL |
| | Seahawks, 30-10 | Sea |
| | Seahawks, 24-23 | Sea |
| 2003 | Rams, 27-22 | StL |
| | Rams, 33-27, OT | Sea |
| 2004 | Rams, 23-12 | StL |
| | * Rams, 27-20 | Sea |
| 2005 | Seahawks, 37-31 | StL |
| | Seahawks, 31-16 | Sea |
| 2006 | Seahawks, 30-28 | StL |
| | Seahawks, 24-22 | Sea |
| 2007 | Seahawks, 33-6 | Sea |
| | Seahawks, 24-19 | StL |
| 2008 | Seahawks, 37-13 | Sea |
| | Seahawks, 23-20 | StL |
| 2009 | Seahawks, 28-0 | Sea |
| | Seahawks, 27-17 | StL |
| 2010 | Rams, 20-3 | StL |
| | Seahawks, 16-6 | Sea |
| 2011 | Seahawks, 24-7 | StL |
| | Seahawks, 30-13 | Sea |
| 2012 | Rams, 19-13 | StL |
| | Seahawks, 20-13 | Sea |
| 2013 | Seahawks, 14-9 | StL |
| | Seahawks, 27-9 | Sea |
| 2014 | Rams, 28-26 | StL |
| | Seahawks, 20-6 | Sea |
| 2015 | Rams, 34-31 OT | StL |
| | Rams, 23-17 | Sea |
| 2016 | Rams, 9-3 | LA |
| | Seahawks, 24-3 | Sea |
| 2017 | Seahawks, 16-10 | LA |
| | Rams, 42-7 | Sea |
| 2018 | Rams, 33-31 | Sea |
| | Rams, 36-31 | LA |
| 2019 | Seahawks, 30-29 | Sea |
| | Rams, 28-12 | LA |
| 2020 | Rams, 23-16 | LA |
| | Seahawks, 20-9 | Sea |
| | *Rams, 30-20 | Sea |
| 2021 | Rams, 26-17 | Sea |
| | Rams, 20-10 | LA |
| 2022 | Seahawks, 27-23 | LA |
| | Seahawks, 19-16 OT | Sea |
| 2023 | Rams, 30-13 | Sea |
| | Rams, 17-16 | LA |

Points: Rams 1,103, Seahawks 1,116
*NFC Wildcard Playoff



Series Results



TAMPA BAY BUCCANEERS

(Rams lead series, 18-10)

| | | | |
|------|--------------------------|-----|------|
| 1977 | Rams, 31-0 | LA | 1937 |
| 1978 | Rams, 26-23 | LA | 1938 |
| 1979 | Buccaneers, 21-6 | TB | 1941 |
| | ****Rams, 9-0 | TB | 1942 |
| 1980 | Buccaneers, 10-9 | TB | 1944 |
| 1984 | Rams, 34-33 | TB | 1945 |
| 1985 | Rams, 31-27 | TB | 1948 |
| 1986 | Rams, 26-20 OT | LA | 1949 |
| 1987 | Rams, 35-3 | LA | 1951 |
| 1990 | Rams, 35-14 | TB | 1962 |
| 1992 | Rams, 31-27 | TB | 1963 |
| 1994 | Buccaneers, 24-14 | TB | 1967 |
| 1999 | ***Rams, 11-6 | StL | 1969 |
| 2000 | Buccaneers, 38-35 | TB | 1971 |
| 2001 | Buccaneers, 24-17 | StL | 1974 |
| 2002 | Buccaneers, 26-14 | TB | |
| 2004 | Rams, 28-21 | StL | 1977 |
| 2007 | Buccaneers, 24-3 | TB | 1981 |
| 2010 | Buccaneers, 18-17 | TB | 1983 |
| 2012 | Rams, 28-13 | TB | |
| 2013 | Rams, 23-13 | StL | 1986 |
| 2014 | Rams, 19-17 | TB | 1987 |
| 2015 | Rams, 31-23 | StL | 1991 |
| 2016 | Rams, 37-32 | TB | 1993 |
| 2019 | Buccaneers, 55-40 | LA | 1994 |
| 2020 | Rams, 27-24 | TB | 1995 |
| 2021 | Rams, 30-27 | TB | 1996 |
| 2022 | Buccaneers, 16-13 | TB | 1997 |

Points: Rams 660, Buccaneers 579

***NFC First Round Playoff

****NFC Championship



TENNESSEE TITANS

(Rams lead series, 8-6)

| | | | |
|------|----------------------|---------|------|
| 1973 | Rams, 31-26 | Hou | 1937 |
| 1978 | Rams, 10-6 | Hou | 1938 |
| 1981 | Oilers, 27-20 | LA | 1941 |
| 1984 | Rams, 27-16 | LA | 1942 |
| 1987 | Oilers, 20-16 | Hou | 1944 |
| 1990 | Rams, 17-13 | LA | 1945 |
| 1993 | Rams, 28-13 | Hou | 1948 |
| 1999 | Titans, 24-21 | Ten | 1949 |
| | *Rams, 23-16 | Ten | 1951 |
| 2005 | Rams, 31-27 | Atlanta | 1962 |
| 2009 | Titans, 47-7 | StL | 1963 |
| 2013 | Titans, 28-21 | Ten | 1967 |
| 2017 | Rams, 27-23 | Ten | 1969 |
| 2021 | Titans, 28-16 | LA | 1971 |

Points: Rams 295, Titans 314

*Super Bowl XXXIV



WASHINGTON COMMANDERS

(Washington lead series, 26-15-1)

| | | | |
|------|--------------------------|-----|------|
| 1937 | Washington, 16-7 | Cle | 1937 |
| 1938 | Washington, 37-13 | Was | 1938 |
| 1941 | Washington, 17-13 | Was | 1941 |
| 1942 | Washington, 33-14 | Was | 1942 |
| 1944 | Washington, 14-10 | Was | 1944 |
| 1945 | *Rams, 15-14 | Cle | 1945 |
| 1948 | Rams, 41-13 | Was | 1948 |
| 1949 | Rams, 53-27 | LA | 1949 |
| 1951 | Washington, 31-21 | Was | 1951 |
| 1962 | Washington, 20-14 | Was | 1962 |
| 1963 | Washington, 37-14 | LA | 1963 |
| 1967 | Tie, 28-28 | LA | 1967 |
| 1969 | Rams, 24-13 | Was | 1969 |
| 1971 | Washington, 38-24 | LA | 1971 |
| 1974 | Washington, 23-17 | LA | 1974 |
| | ***Rams, 19-10 | LA | |
| 1977 | Washington, 17-14 | Was | 1977 |
| 1981 | Washington, 30-7 | LA | 1981 |
| 1983 | Washington, 42-20 | LA | 1983 |
| | ***Washington, 51-7 | Was | |
| 1986 | **Washington, 19-7 | Was | 1986 |
| 1987 | Rams, 30-26 | Was | 1987 |
| 1991 | Washington, 27-6 | LA | 1991 |
| 1993 | Rams, 10-6 | LA | 1993 |
| 1994 | Washington, 24-21 | LA | 1994 |
| 1995 | Washington, 35-23 | StL | 1995 |
| 1996 | Washington, 17-10 | StL | 1996 |
| 1997 | Rams, 23-20 | Was | 1997 |
| 2000 | Washington, 33-20 | StL | 2000 |
| 2002 | Washington, 20-17 | Was | 2002 |
| 2005 | Washington, 24-9 | StL | 2005 |
| 2006 | Rams, 37-31 OT | StL | 2006 |
| 2008 | Rams, 19-17 | Was | 2008 |
| 2009 | Washington, 9-7 | Was | 2009 |
| 2010 | Rams, 30-16 | StL | 2010 |
| 2011 | Washington, 17-10 | StL | 2011 |
| 2012 | Rams, 31-28 | StL | 2012 |
| 2014 | Rams, 24-0 | Was | 2014 |
| 2015 | Washington, 24-10 | Was | 2015 |
| 2017 | Washington, 27-20 | LA | 2017 |
| 2020 | Rams, 30-10 | Was | 2020 |
| 2023 | Rams, 28-20 | LA | 2023 |

Points: Rams 797, Commanders 961

* NFL Championship

**NFC First Round Playoff

***NFC Divisional Playoff



Preseason Results



| Site | Opponent | Rams | Opp. | Site | Opponent | Rams | Opp. |
|---------------------|---------------------------|------|------|---------------------|-----------------------|------|------|
| 1937 | None | | | Portland | Chicago Cardinals | 10 | 23 |
| 1938 (0-0-1) | | | | Little Rock | Philadelphia | 17 | 28 |
| Cleveland | Ohio College All-Stars | 7 | 7 | Pittsburgh | Pittsburgh | 49 | 6 |
| 1939 (1-0) | | | | 1954 (5-2) | | | |
| Cleveland | Ohio College All-Stars | 28 | 0 | Long Beach | Fort Ord Army, Calif. | 34 | 13 |
| 1940 (2-0) | | | | Portland | New York Giants | 30 | 7 |
| Cleveland | Midwest College All-Stars | 29 | 0 | Los Angeles | Washington | 27 | 7 |
| Steubenville | East Chicago Indians | 39 | 0 | Los Angeles | Cleveland | 38 | 10 |
| 1941 (1-0) | | | | Portland | Chicago Cardinals | 51 | 17 |
| Cleveland | Ohio All-Stars | 37 | 7 | Los Angeles | San Francisco | 27 | 28 |
| 1942 (2-0) | | | | San Antonio | Philadelphia | 21 | 24 |
| East Liverpool | Pittsburgh | 35 | 6 | 1955 (4-3) | | | |
| Akron | New York Giants | 18 | 7 | Long Beach | Fort Ord Army, Calif. | 44 | 17 |
| 1943 | None | | | Portland | Pittsburgh | 35 | 24 |
| 1944 (2-0) | | | | Los Angeles | Washington | 28 | 31 |
| Cleveland | Boston Yanks | 9 | 0 | Portland | New York Giants, OT | 23 | 17 |
| Sampson, N.Y. | Sampson Navy | 26 | 12 | Los Angeles | Cleveland | 38 | 21 |
| 1945 (3-1) | | | | Los Angeles | San Francisco | 10 | 31 |
| Buffalo | Pittsburgh | 21 | 0 | Denver | Philadelphia | 21 | 35 |
| Cleveland | Washington | 21 | 0 | 1956 (3-4) | | | |
| Cleveland | New York Giants | 38 | 23 | Long Beach | Fort Ord Army, Calif. | 62 | 7 |
| Akron | Philadelphia | 7 | 17 | Los Angeles | Washington | 21 | 39 |
| 1946 (2-1) | | | | Los Angeles | Cleveland | 17 | 6 |
| Chicago | College All-Stars | 0 | 16 | Seattle | New York Giants | 10 | 20 |
| Los Angeles | Washington | 16 | 14 | Los Angeles | Chicago Cardinals | 69 | 21 |
| San Diego | San Diego Bombers | 42 | 17 | Los Angeles | San Francisco | 33 | 24 |
| 1947 (3-1) | | | | Portland | Pittsburgh | 17 | 20 |
| Los Angeles | Washington | 20 | 7 | 1957 (6-1) | | | |
| Des Moines | Boston Yanks | 24 | 0 | Long Beach | So. Calif. All-Stars | 84 | 0 |
| Indianapolis | Detroit | 21 | 0 | Los Angeles | Washington | 45 | 14 |
| New York | New York Giants | 3 | 30 | Los Angeles | New York Giants | 7 | 24 |
| 1948 (2-2) | | | | Portland | Chicago Cardinals | 63 | 21 |
| Los Angeles | Washington | 10 | 21 | Los Angeles | Cleveland | 20 | 14 |
| Honolulu | Hawaiian Warriors | 41 | 20 | Los Angeles | San Francisco | 58 | 27 |
| Honolulu | Hawaiian Warriors | 42 | 7 | Mobile, Ala. | Washington | 14 | 3 |
| Dallas | Philadelphia | 7 | 21 | 1958 (5-2) | | | |
| 1949 (2-1-1) | | | | Pasadena | Calif. All-Stars | 73 | 0 |
| Los Angeles | Washington | 28 | 34 | Los Angeles | Washington | 31 | 10 |
| San Antonio | New York Bulldogs | 21 | 14 | Los Angeles | New York Giants | 38 | 10 |
| Little Rock | Philadelphia | 24 | 24 | Los Angeles | Cleveland | 10 | 13 |
| Omaha | New York Giants | 14 | 7 | Seattle | Chicago Cardinals | 26 | 27 |
| 1950 (2-3) | | | | Los Angeles | San Francisco | 40 | 38 |
| Los Angeles | Washington | 14 | 17 | Los Angeles | Pittsburgh | 31 | 6 |
| Los Angeles | Chicago Cardinals | 34 | 31 | 1959 (3-2-1) | | | |
| Los Angeles | Philadelphia | 14 | 49 | Boulder, Colo. | Detroit | 20 | 20 |
| San Antonio | Baltimore | 70 | 21 | Los Angeles | Washington | 21 | 23 |
| New York | New York Giants | 14 | 24 | Los Angeles | Chicago Cardinals | 34 | 21 |
| 1951 (5-2) | | | | Los Angeles | Cleveland | 24 | 27 |
| San Diego | 11th Naval Dist. | 55 | 2 | Los Angeles | San Francisco | 48 | 14 |
| Los Angeles | Washington | 58 | 14 | Los Angeles | Philadelphia | 31 | 28 |
| Los Angeles | Chicago Bears | 42 | 14 | 1960 (4-2) | | | |
| Little Rock | Philadelphia | 31 | 26 | Los Angeles | Philadelphia | 7 | 20 |
| Salt Lake City | Chicago Cardinals | 21 | 36 | Los Angeles | Washington | 26 | 21 |
| Cleveland | Cleveland | 6 | 7 | Los Angeles | Cleveland | 22 | 17 |
| New York | New York Giants | 23 | 21 | Pendleton, Ore. | Dallas | 49 | 14 |
| 1952 (4-3) | | | | Los Angeles | San Francisco | 28 | 17 |
| San Diego | 11th Naval Dist. | 45 | 6 | Los Angeles | New York Giants | 6 | 20 |
| Chicago | College All-Stars | 10 | 7 | 1961 (2-2-1) | | | |
| Los Angeles | Washington | 45 | 23 | Los Angeles | Washington | 26 | 7 |
| Portland | Chicago Cardinals | 24 | 14 | Los Angeles | New York Giants | 17 | 17 |
| Los Angeles | San Francisco | 7 | 17 | Los Angeles | Cleveland | 17 | 34 |
| Philadelphia | Philadelphia | 14 | 35 | Los Angeles | San Francisco | 20 | 38 |
| New York | New York Giants | 17 | 30 | Minnesota | Minnesota | 21 | 17 |
| 1953 (6-2) | | | | 1962 (2-3) | | | |
| Long Beach | Fort Ord Army, Calif. | 24 | 0 | Los Angeles | Washington | 37 | 7 |
| San Diego | 11th Naval Dist. | 72 | 19 | Portland | Minnesota | 33 | 24 |
| Los Angeles | Washington | 20 | 7 | Los Angeles | New York Giants | 24 | 31 |
| Los Angeles | Cleveland | 27 | 9 | Los Angeles | Cleveland | 24 | 26 |
| Los Angeles | San Francisco | 35 | 10 | Los Angeles | San Francisco | 3 | 19 |

| Site | Opponent | Rams | Opp. | Site | Opponent | Rams | Opp. |
|---------------------|---------------|------|------|-------------------|---------------|------|------|
| 1963 (2-3) | | | | 1974 (5-1) | | | |
| Los Angeles | Dallas | 14 | 17 | Miami | Miami | 14 | 17 |
| Los Angeles | Minnesota | 3 | 27 | Los Angeles | San Diego | 30 | 17 |
| Portland | Dallas | 20 | 17 | Los Angeles | San Francisco | 38 | 10 |
| Los Angeles | Cleveland | 14 | 23 | Los Angeles | Cleveland | 24 | 21 |
| Los Angeles | San Francisco | 17 | 0 | Los Angeles | Dallas | 6 | 13 |
| 1964 (3-2) | | | | Los Angeles | Kansas City | 58 | 16 |
| Los Angeles | Dallas | 17 | 6 | Los Angeles | Miami | 31 | 13 |
| Los Angeles | Cleveland | 31 | 56 | Los Angeles | San Diego | 30 | 16 |
| Portland | Dallas | 25 | 16 | San Francisco | San Francisco | 17 | 7 |
| Los Angeles | Minnesota | 23 | 34 | 1975 (5-1) | | | |
| Los Angeles | San Francisco | 21 | 17 | Los Angeles | Dallas | 35 | 7 |
| 1965 (3-2) | | | | Los Angeles | San Francisco | 10 | 6 |
| Los Angeles | Dallas | 9 | 0 | Buffalo | Buffalo | 24 | 31 |
| Los Angeles | Cleveland | 19 | 21 | Kansas City | Kansas City | 14 | 6 |
| Nashville | Chicago | 14 | 28 | Los Angeles | Philadelphia | 35 | 0 |
| Los Angeles | Philadelphia | 10 | 0 | Los Angeles | Oakland | 6 | 0 |
| Los Angeles | San Francisco | 34 | 14 | 1976 (6-0) | | | |
| 1966 (3-2) | | | | Los Angeles | Tampa Bay | 26 | 3 |
| Los Angeles | Cleveland | 16 | 6 | Los Angeles | Dallas | 26 | 14 |
| Los Angeles | Dallas | 10 | 20 | Seattle | Seattle | 16 | 13 |
| Minnesota | Minnesota | 10 | 24 | Oakland | Oakland | 23 | 14 |
| Los Angeles | St. Louis | 32 | 14 | Los Angeles | Buffalo | 31 | 17 |
| Los Angeles | San Francisco | 29 | 0 | Los Angeles | San Francisco | 10 | 3 |
| 1967 (6-0) | | | | 1977 (1-5) | | | |
| Anaheim | New Orleans | 16 | 7 | Los Angeles | Minnesota | 17 | 22 |
| Los Angeles | Dallas | 20 | 6 | Los Angeles | Philadelphia | 20 | 3 |
| Los Angeles | Cleveland | 24 | 17 | San Francisco | San Francisco | 14 | 23 |
| San Diego | San Diego | 50 | 7 | Kansas City | Kansas City | 19 | 27 |
| Los Angeles | Kansas City | 44 | 24 | Los Angeles | San Diego | 25 | 26 |
| Los Angeles | San Francisco | 34 | 7 | Los Angeles | Oakland | 0 | 21 |
| 1968 (4-2) | | | | 1978 (2-2) | | | |
| Anaheim | New Orleans | 21 | 17 | Los Angeles | New England | 7 | 14 |
| Los Angeles | Cleveland | 23 | 21 | Los Angeles | San Diego | 0 | 17 |
| Los Angeles | Dallas | 10 | 42 | Seattle | Seattle | 26 | 7 |
| San Diego | San Diego | 13 | 35 | Oakland | Oakland | 28 | 3 |
| Los Angeles | Kansas City | 36 | 16 | 1979 (4-0) | | | |
| Los Angeles | San Francisco | 21 | 20 | Los Angeles | Oakland, OT | 20 | 14 |
| 1969 (4-2) | | | | Foxboro | New England | 15 | 3 |
| Los Angeles | Dallas | 24 | 17 | Los Angeles | Seattle | 21 | 17 |
| Los Angeles | Cleveland | 3 | 10 | Los Angeles | San Diego | 23 | 7 |
| Los Angeles | Kansas City | 14 | 42 | 1980 (2-2) | | | |
| San Diego | San Diego | 24 | 14 | Anaheim | New England | 31 | 35 |
| Los Angeles | Buffalo | 50 | 20 | Anaheim | Dallas | 16 | 19 |
| Anaheim | San Francisco | 31 | 28 | Denver | Denver | 26 | 13 |
| 1970 (6-0) | | | | Anaheim | San Diego | 34 | 17 |
| Los Angeles | Cleveland | 30 | 17 | 1981 (2-2) | | | |
| Los Angeles | Dallas | 17 | 10 | Anaheim | New England | 21 | 34 |
| Los Angeles | Oakland | 34 | 23 | Anaheim | Dallas | 33 | 21 |
| San Diego | San Diego | 16 | 14 | San Diego | San Diego | 29 | 33 |
| Pasadena | Houston | 20 | 3 | Anaheim | Minnesota | 34 | 31 |
| Los Angeles | San Francisco | 17 | 14 | 1982 (2-2) | | | |
| 1971 (4-3) | | | | Anaheim | Denver | 20 | 33 |
| Canton | Houston | 17 | 6 | Cleveland | Cleveland | 23 | 26 |
| Los Angeles | Dallas | 21 | 45 | Anaheim | Seattle | 23 | 13 |
| Los Angeles | Cleveland | 17 | 5 | Anaheim | San Diego | 20 | 14 |
| Berkeley | Oakland | 7 | 20 | 1983 (2-2) | | | |
| Foxboro | New England | 31 | 21 | Anaheim | San Diego | 34 | 20 |
| Los Angeles | San Diego | 14 | 20 | Anaheim | Dallas | 7 | 30 |
| Los Angeles | San Francisco | 23 | 20 | Anaheim | New England | 13 | 7 |
| 1972 (1-5) | | | | San Diego | San Diego | 17 | 27 |
| Los Angeles | Cleveland | 13 | 3 | 1984 (2-2) | | | |
| Los Angeles | Dallas | 13 | 27 | San Diego | San Diego | 10 | 17 |
| Los Angeles | Oakland | 9 | 34 | Anaheim | Cleveland | 10 | 21 |
| Kansas City | Kansas City | 13 | 19 | Anaheim | Green Bay | 27 | 24 |
| San Diego | San Diego | 13 | 14 | Anaheim | San Diego | 47 | 14 |
| Los Angeles | San Francisco | 14 | 17 | 1985 (3-1) | | | |
| 1973 (2-3-1) | | | | Anaheim | Houston | 7 | 3 |
| Los Angeles | Dallas | 7 | 24 | Anaheim | St. Louis | 39 | 7 |
| Los Angeles | Cleveland | 21 | 21 | Columbus | Philadelphia | 12 | 14 |
| Berkeley | Oakland | 3 | 16 | Anaheim | New England | 14 | 13 |

| Site | Opponent | Rams | Opp. | Site | Opponent | Rams | Opp. |
|-------------------|-------------------------|------|------|-------------------|---------------|------|------|
| 1986 (2-2) | | | | 1999 (2-2) | | | |
| Anaheim | Houston | 14 | 17 | St. Louis | Oakland | 17 | 18 |
| Anaheim | San Francisco | 31 | 17 | Chicago | Chicago | 24 | 38 |
| Anaheim | San Diego | 20 | 17 | St. Louis | San Diego | 24 | 21 |
| Denver | Denver | 10 | 19 | Detroit | Detroit | 17 | 6 |
| 1987 (3-2) | | | | 2000 (2-2) | | | |
| London | Denver | 28 | 27 | St. Louis | Oakland | 31 | 17 |
| Anaheim | Seattle | 23 | 14 | Nashville | Tennessee | 3 | 30 |
| San Diego | San Diego | 23 | 21 | St. Louis | Buffalo | 27 | 31 |
| Anaheim | Denver | 20 | 24 | Dallas | Dallas | 24 | 17 |
| Anaheim | Washington | 14 | 26 | 2001 (3-2) | | | |
| 1988 (2-3) | | | | Canton | Miami | 17 | 10 |
| Canton | Cincinnati | 7 | 14 | Buffalo | Buffalo | 24 | 10 |
| Anaheim | Denver | 31 | 40 | St. Louis | Tennessee | 10 | 23 |
| Anaheim | San Diego | 27 | 6 | San Diego | San Diego, OT | 10 | 13 |
| Anaheim | Houston, OT | 17 | 20 | St. Louis | Kansas City | 21 | 17 |
| San Diego | San Diego | 31 | 24 | 2002 (0-4) | | | |
| 1989 (4-1) | | | | Tennessee | Tennessee | 26 | 28 |
| Tokyo | San Francisco, OT | 16 | 13 | St. Louis | Chicago | 17 | 19 |
| Denver | Denver | 13 | 17 | St. Louis | San Diego | 10 | 31 |
| Anaheim | Phoenix | 23 | 20 | Kansas City | Kansas City | 16 | 23 |
| Anaheim | Minnesota | 24 | 12 | 2003 (1-3) | | | |
| Anaheim | Detroit | 24 | 14 | Oakland | Oakland | 67 | |
| 1990 (2-2) | | | | St. Louis | Tampa Bay | 26 | 16 |
| Berlin | Kansas City | 19 | 3 | Buffalo | Buffalo | 24 | 28 |
| Anaheim | San Diego | 27 | 30 | St. Louis | Kansas City | 622 | |
| Anaheim | Phoenix | 27 | 7 | 2004 (1-3) | | | |
| Washington | Washington | 10 | 37 | St. Louis | Chicago, OT | 10 | 13 |
| 1991 (1-3) | | | | Kansas City | Kansas City | 724 | |
| Jacksonville | Atlanta | 17 | 38 | St. Louis | Washington | 28 | 3 |
| Anaheim | San Diego | 24 | 3 | Oakland | Oakland | 24 | 28 |
| Anaheim | Seattle | 7 | 23 | 2005 (3-1) | | | |
| Memphis | Houston | 13 | 16 | St. Louis | Chicago | 17 | 13 |
| 1992 (3-1) | | | | San Diego | San Diego | 21 | 36 |
| Seattle | Seattle | 21 | 7 | Detroit | Detroit | 37 | 13 |
| Anaheim | Los Angeles Raiders, OT | 19 | 16 | St. Louis | Kansas City | 27 | 23 |
| Anaheim | Green Bay, OT | 16 | 13 | 2006 (1-3) | | | |
| San Diego | San Diego | 19 | 30 | St. Louis | Indianapolis | 19 | 17 |
| 1993 (0-4) | | | | St. Louis | Houston | 20 | 27 |
| Phoenix | Phoenix | 13 | 24 | Kansas City | Kansas City | 12 | 16 |
| Anaheim | San Diego | 17 | 23 | Miami | Miami | 929 | |
| Cleveland | Cleveland | 10 | 21 | 2007 (2-2) | | | |
| Anaheim | Los Angeles Raiders | 19 | 20 | Minneapolis | Minnesota | 13 | 10 |
| 1994 (0-4) | | | | St. Louis | San Diego | 13 | 30 |
| Madison, WI. | Green Bay | 6 | 14 | Oakland | Oakland | 10 | 20 |
| Anaheim | New England | 10 | 28 | St. Louis | Kansas City | 10 | 3 |
| Anaheim | Los Angeles Raiders | 20 | 29 | 2008 (2-2) | | | |
| San Diego | San Diego | 6 | 24 | Nashville | Tennessee | 13 | 34 |
| 1995 (1-3) | | | | St. Louis | San Diego | 7 | 6 |
| Seattle | Seattle | 20 | 34 | St. Louis | Baltimore | 24 | 10 |
| Oakland | Oakland | 22 | 27 | Kansas City | Kansas City | 17 | 21 |
| Jacksonville | Jacksonville | 27 | 10 | 2009 (3-1) | | | |
| San Diego | San Diego | 9 | 17 | Meadowlands | New York Jets | 23 | 20 |
| 1996 (3-1) | | | | St. Louis | Atlanta | 13 | 20 |
| Pittsburgh | Pittsburgh | 10 | 16 | Cincinnati | Cincinnati | 24 | 21 |
| St. Louis | Jacksonville | 17 | 10 | St. Louis | Kansas City | 17 | 9 |
| Kansas City | Kansas City | 34 | 30 | 2010 (3-1) | | | |
| St. Louis | San Diego | 37 | 34 | St. Louis | Minnesota | 7 | 28 |
| 1997 (2-2) | | | | Cleveland | Cleveland | 19 | 17 |
| Minnesota | Minnesota | 6 | 24 | New England | New England | 36 | 35 |
| St. Louis | Arizona | 12 | 0 | St. Louis | Baltimore | 27 | 21 |
| Dallas | Dallas | 31 | 34 | 2011 (4-0) | | | |
| St. Louis | Kansas City | 14 | 13 | St. Louis | Indianapolis | 33 | 10 |
| 1998 (2-2) | | | | St. Louis | Tennessee | 17 | 16 |
| St. Louis | Denver | 13 | 20 | Kansas City | Kansas City | 14 | 10 |
| San Diego | San Diego | 27 | 41 | Jacksonville | Jacksonville | 24 | 17 |
| St. Louis | Dallas | 22 | 14 | | | | |
| Kansas City | Kansas City | 10 | 6 | | | | |

| Site | Opponent | Rams | Opp. | Site | Opponent | Rams | Opp. |
|-------------------|--------------|------|------|------------------------------------|---------------|------|------|
| 2012 (2-2) | | | | 2017 (2-2) | | | |
| Indianapolis | Indianapolis | 3 | 38 | Los Angeles | Dallas | 13 | 10 |
| St. Louis | Kansas City | 31 | 17 | Oakland | Oakland | 24 | 21 |
| Dallas | Dallas | 19 | 20 | Los Angeles | L.A. Chargers | 19 | 21 |
| St. Louis | Baltimore | 31 | 17 | Green Bay | Green Bay | 10 | 24 |
| 2013 (1-3) | | | | 2018 (2-2) | | | |
| Cleveland | Cleveland | 19 | 27 | Baltimore | Baltimore | 7 | 33 |
| St. Louis | Green Bay | 7 | 19 | Los Angeles | Oakland | 19 | 15 |
| Denver | Denver | 26 | 27 | Los Angeles | Houston | 21 | 20 |
| St. Louis | Baltimore | 24 | 21 | New Orleans | New Orleans | 0 | 28 |
| 2014 (1-3) | | | | 2019 (2-2) | | | |
| St. Louis | New Orleans | 24 | 26 | Oakland | Oakland | 3 | 14 |
| St. Louis | Green Bay | 7 | 21 | Hawaii | Dallas | 10 | 14 |
| Cleveland | Cleveland | 33 | 14 | Los Angeles | Denver | 10 | 6 |
| Miami | Miami | 13 | 14 | Houston | Houston | 22 | 10 |
| 2015 (0-4) | | | | 2020 (0-0) | | | |
| Oakland | Oakland | 3 | 18 | No Preseason Games due to COVID-19 | | | |
| Tennessee | Tennessee | 14 | 27 | 2021 (0-3) | | | |
| St. Louis | Indianapolis | 14 | 24 | Los Angeles | L.A. Chargers | 6 | 13 |
| St. Louis | Kansas City | 17 | 24 | Los Angeles | Las Vegas | 16 | 17 |
| 2016 (2-2) | | | | Denver | Denver | 12 | 17 |
| Los Angeles | Dallas | 28 | 24 | 2022 (1-3) | | | |
| Los Angeles | Kansas City | 21 | 20 | Los Angeles | L.A. Chargers | 29 | 22 |
| Denver | Denver | 9 | 17 | Los Angeles | Texans | 20 | 24 |
| Minnesota | Minnesota | 25 | 27 | Cincinnati | Bengals | 7 | 16 |
| | | | | 2023 (0-3) | | | |
| | | | | Los Angeles | L.A. Chargers | 17 | 34 |
| | | | | Los Angeles | Raiders | 17 | 34 |
| | | | | Cincinnati | Broncos | 0 | 41 |



Preseason Summary



| Summary (1937-2022) | Won | Lost | Tied | Summary (1937-2022) | Won | Lost | Tied |
|-------------------------------|-----|------|------|--|------------|------------|----------|
| Rams vs. Arizona | 11 | 4 | 0 | Rams vs. Jacksonville | 3 | 0 | 0 |
| Rams vs. Atlanta | 0 | 2 | 0 | Rams vs. Kansas City | 15 | 9 | 0 |
| Rams vs. Baltimore | 4 | 1 | 0 | Rams vs. Miami | 2 | 3 | 0 |
| Rams vs. Boston Yanks | 2 | 0 | 0 | Rams vs. Minnesota | 5 | 7 | 0 |
| Rams vs. Buffalo | 3 | 3 | 0 | Rams vs. New York Bulldogs | 1 | 0 | 0 |
| Rams vs. Calif. All-Stars | 2 | 0 | 0 | Rams vs. New York Giants | 7 | 7 | 1 |
| Rams vs. Chicago | 2 | 4 | 0 | Rams vs. New York Jets | 1 | 0 | 0 |
| Rams vs. Cincinnati | 1 | 2 | 0 | Rams vs. New England | 5 | 4 | 0 |
| Rams vs. Cleveland Browns | 15 | 13 | 1 | Rams vs. New Orleans | 2 | 2 | 0 |
| Rams vs. College All-Stars | 4 | 1 | 1 | Rams vs. Oakland/Las Vegas/Los Angeles Raiders | 9 | 15 | 0 |
| Rams vs. Dallas | 15 | 12 | 0 | Rams vs. Philadelphia | 5 | 9 | 1 |
| Rams vs. Denver | 3 | 10 | 0 | Rams vs. Pittsburgh | 5 | 2 | 0 |
| Rams vs. Detroit | 4 | 0 | 1 | Rams vs. San Diego/Los Angeles Chargers | 19 | 21 | 0 |
| Rams vs. East Chicago Indians | 1 | 0 | 0 | Rams vs. San Diego Bombers | 1 | 0 | 0 |
| Rams vs. Green Bay | 2 | 4 | 0 | Rams vs. San Francisco | 21 | 7 | 0 |
| Rams vs. Hawaiian Warriors | 2 | 0 | 0 | Rams vs. Seattle | 6 | 2 | 0 |
| Rams vs. Houston/Tennessee | 4 | 8 | 0 | Rams vs. Tampa Bay | 2 | 0 | 0 |
| Rams vs. Houston Texans | 2 | 2 | 0 | Rams vs. Washington | 14 | 8 | 0 |
| Rams vs. Indianapolis | 3 | 2 | 0 | Rams vs. Service teams | 8 | 0 | 0 |
| | | | | Totals | 209 | 162 | 5 |



Los Angeles Rams

Sideline Information



Rams Attendance



All-Time Rams Season Attendance Records

| | |
|----------------------------------|-----------|
| One Season (2018 – 24 games) | 1,595,777 |
| Regular Season (2016 – 16 games) | 1,198,268 |
| Home Season (1975 – 13 games) | 840,799 |

All-Time Rams Top-10 Home Attendance Seasons

| | |
|-----------------------|---------|
| 2016 season (7 games) | 591,197 |
| 2022 season (9 games) | 579,804 |
| 2018 season (8 games) | 579,439 |
| 2023 season (8 games) | 574,494 |
| 2021 season (8 games) | 572,791 |
| 1974 season (7 games) | 535,194 |
| 2001 season (8 games) | 528,829 |
| 2002 season (8 games) | 528,498 |
| 2003 season (8 games) | 528,458 |
| 2000 season (8 games) | 528,402 |
| 2004 season (8 games) | 527,384 |

All-Time Rams Single-Game Attendance

| | |
|--|---------|
| Preseason Game (1951 vs. Redskins) | 95,985 |
| Regular Season Game (1957 vs. 49ers) | 102,368 |
| Away League Game (2008 at Redskins) | 90,376 |
| Postseason Game (Super Bowl XIV, Pasadena, Calif.) | 103,985 |

* Denotes neutral site

All-Time Largest Rams SoFi Attendance

| | |
|---|--------|
| vs. Philadelphia Eagles (2023 - Week 5) | 74,935 |
| vs. San Francisco 49ers (2023 - Week 2) | 74,742 |

All-Time Largest Rams Coliseum Attendance

| | |
|--------------------------------|---------|
| vs. San Francisco 49ers (1957) | 102,368 |
| vs. Chicago Bears (1958) | 100,470 |
| vs. Baltimore Colts (1958) | 100,202 |

All-Time Largest Rams Edward Jones Dome Attendance

| | |
|---------------------------------|---------|
| vs. Philadelphia Eagles (2002) | 66,502* |
| vs. Tampa Bay Buccaneers (2000) | 66,496* |
| vs. Green Bay Packers (2002) | 66,338* |

* Denotes largest sports attendance in St. Louis history

All-Time Largest Rams Busch Stadium Attendance

| | |
|--------------------------------|--------|
| vs. San Francisco 49ers (1995) | 59,915 |
|--------------------------------|--------|

All-Time Largest Rams Anaheim Stadium Attendance

| | |
|--------------------------------|--------|
| vs. San Francisco 49ers (1989) | 67,959 |
| vs. New York Giants (1984) | 67,037 |
| vs. Los Angeles Raiders (1985) | 66,676 |



SoFi Stadium in during Week 16 of 2022.



Regular Season Attendance



Yearly Totals

Home Totals

Away Totals

| Year | Att. | Games | Avg. | Att. | Games | Avg. | Att. | Games | Avg. |
|--------|-----------|-------|--------|-----------------------|-------|--------|---------|-------|--------|
| 1937 | 110,118 | 11 | 10,011 | 47,500 | 5 | 9,500 | 62,618 | 6 | 10,436 |
| 1938 + | 166,611 | 11 | 15,146 | 42,019 | 4 | 10,505 | 124,592 | 7 | 17,799 |
| 1939 # | 178,514 | 11 | 16,229 | 106,107 | 6 | 17,685 | 72,407 | 5 | 14,481 |
| 1940 | 189,254 | 11 | 17,205 | 83,752 | 5 | 16,750 | 105,502 | 6 | 17,584 |
| 1941% | 221,713 | 11 | 20,156 | 76,210 | 5 | 15,242 | 145,503 | 6 | 24,251 |
| 1942 ^ | 150,111 | 11 | 13,646 | 68,770 | 5 | 13,754 | 81,341 | 6 | 13,557 |
| 1943 | | | | Suspended Play/W.W.II | | | | | |
| 1944 | 187,188 | 10 | 18,719 | 40,378 | 3 | 13,459 | 146,810 | 7 | 20,973 |
| 1945 | 272,873 | 10 | 27,287 | 77,608 | 4 | 19,402 | 195,265 | 6 | 32,544 |
| 1946 | 469,825 | 11 | 42,711 | 212,368 | 5 | 42,474 | 257,457 | 6 | 42,910 |
| 1947 | 419,751 | 12 | 34,979 | 198,871 | 6 | 33,145 | 220,880 | 6 | 36,813 |
| 1948 | 361,115 | 12 | 30,093 | 190,078 | 6 | 31,680 | 171,037 | 6 | 28,506 |
| 1949 | 478,239 | 12 | 39,853 | 299,128 | 6 | 49,855 | 179,111 | 6 | 29,852 |
| 1950 | 354,618 | 12 | 29,552 | 160,826 | 6 | 26,804 | 193,792 | 6 | 32,299 |
| 1951 | 491,285 | 12 | 40,940 | 262,879 | 6 | 43,813 | 228,406 | 6 | 38,068 |
| 1952 | 507,112 | 11 | 46,101 | 287,967 | 5 | 57,593 | 219,145 | 6 | 36,524 |
| 1953 | 537,081 | 12 | 44,757 | 328,466 | 6 | 54,744 | 208,615 | 6 | 34,769 |
| 1954 | 553,647 | 12 | 46,137 | 326,586 | 6 | 54,431 | 227,061 | 6 | 37,844 |
| 1955 | 661,871 | 12 | 55,156 | 396,954 | 6 | 66,159 | 264,917 | 6 | 44,153 |
| 1956 | 611,081 | 12 | 50,923 | 367,138 | 6 | 61,190 | 243,943 | 6 | 40,657 |
| 1957 | 745,671 | 13 | 57,359 | 445,776 | 6 | 74,296 | 299,895 | 7 | 42,842 |
| 1958 | 756,575 | 12 | 63,048 | 502,354 | 6 | 83,726 | 254,221 | 6 | 42,370 |
| 1959 | 740,987 | 12 | 61,749 | 444,476 | 6 | 74,079 | 296,511 | 6 | 49,419 |
| 1960 | 635,340 | 12 | 52,945 | 370,341 | 6 | 61,724 | 264,999 | 6 | 44,167 |
| 1961 | 672,833 | 14 | 48,060 | 335,942 | 7 | 47,992 | 336,891 | 7 | 48,127 |
| 1962 | 600,761 | 14 | 42,912 | 290,708 | 7 | 41,530 | 310,053 | 7 | 44,293 |
| 1963 | 627,606 | 14 | 44,829 | 362,532 | 8 | 45,317 | 265,074 | 6 | 44,179 |
| 1964 | 685,378 | 14 | 48,956 | 384,346 | 7 | 54,907 | 301,032 | 7 | 43,005 |
| 1965 | 598,379 | 11 | 54,398 | 282,333 | 4 | 70,583 | 316,046 | 7 | 45,149 |
| 1966 | 697,015 | 14 | 49,787 | 348,432 | 7 | 49,776 | 348,583 | 7 | 49,798 |
| 1967 | 846,870 | 14 | 60,491 | 419,997 | 7 | 60,000 | 426,873 | 7 | 60,982 |
| 1968 | 841,484 | 14 | 60,106 | 455,891 | 7 | 65,127 | 385,593 | 7 | 55,085 |
| 1969 | 866,160 | 14 | 61,869 | 498,693 | 7 | 71,242 | 367,467 | 7 | 52,495 |
| 1970 | 908,979 | 14 | 64,927 | 499,427 | 7 | 71,347 | 409,552 | 7 | 58,507 |
| 1971 | 904,901 | 14 | 64,636 | 507,168 | 7 | 72,453 | 397,733 | 7 | 56,819 |
| 1972 | 902,844 | 14 | 64,489 | 507,229 | 7 | 72,461 | 395,615 | 7 | 56,516 |
| 1973 | 892,288 | 14 | 63,735 | 519,175 | 7 | 74,168 | 373,113 | 7 | 53,302 |
| 1974 | 824,614 | 14 | 58,901 | 493,972 | 7 | 70,567 | 330,642 | 7 | 47,235 |
| 1975 | 800,428 | 14 | 57,173 | 436,770 | 7 | 62,396 | 363,658 | 7 | 51,951 |
| 1976 | 839,848 | 14 | 59,989 | 441,986 | 7 | 63,141 | 397,862 | 7 | 56,837 |
| 1977 | 775,469 | 14 | 55,391 | 375,098 | 7 | 53,585 | 400,371 | 7 | 57,196 |
| 1978 | 865,837 | 16 | 54,115 | 427,103 | 8 | 6,222 | 438,734 | 8 | 54,842 |
| 1979 | 913,638 | 16 | 57,102 | 423,760 | 8 | 7,500 | 489,878 | 8 | 61,235 |
| 1980 | 994,421 | 16 | 62,151 | 500,250 | 8 | 8,141 | 494,171 | 8 | 61,771 |
| 1981 | 958,577 | 16 | 59,911 | 484,024 | 8 | 8,905 | 474,553 | 8 | 59,319 |
| 1982 | 462,733 | 9 | 51,415 | 258,451 | 5 | 51,690 | 204,282 | 4 | 51,071 |
| 1983 | 869,679 | 16 | 54,355 | 422,239 | 8 | 52,780 | 447,440 | 8 | 55,930 |
| 1984 | 860,135 | 16 | 53,758 | 435,637 | 8 | 54,455 | 424,498 | 8 | 53,062 |
| 1985 | 885,687 | 16 | 55,355 | 448,068 | 8 | 56,009 | 437,619 | 8 | 54,702 |
| 1986 | 955,435 | 16 | 59,715 | 474,282 | 8 | 59,285 | 481,153 | 8 | 60,144 |
| 1987 | 660,073 | 15 | 44,005 | 331,690 | 7 | 47,384 | 328,383 | 8 | 41,048 |
| 1988 | 951,304 | 16 | 59,457 | 435,749 | 8 | 54,469 | 515,555 | 8 | 64,444 |
| 1989 | 913,379 | 16 | 57,086 | 470,770 | 8 | 58,846 | 442,609 | 8 | 55,326 |
| 1990 | 935,877 | 16 | 58,492 | 479,356 | 8 | 59,920 | 456,521 | 8 | 57,065 |
| 1991 | 915,254 | 16 | 57,203 | 412,685 | 8 | 51,586 | 502,569 | 8 | 62,821 |
| 1992 | 871,135 | 16 | 54,446 | 382,486 | 8 | 47,811 | 488,649 | 8 | 61,081 |
| 1993 | 795,401 | 16 | 49,713 | 363,211 | 8 | 45,401 | 432,190 | 8 | 54,024 |
| 1994 | 791,657 | 16 | 49,479 | 338,497 | 8 | 42,312 | 453,160 | 8 | 56,645 |
| 1995 | 949,119 | 16 | 59,320 | 502,684 | 8 | 62,836 | 446,435 | 8 | 55,804 |
| 1996 | 929,431 | 16 | 58,089 | 523,979 | 8 | 65,497 | 405,452 | 8 | 50,682 |
| 1997 | 990,991 | 16 | 61,937 | 525,700 | 8 | 65,713 | 465,291 | 8 | 58,161 |
| 1998 | 972,585 | 16 | 60,787 | 522,691 | 8 | 65,336 | 449,894 | 8 | 56,237 |
| 1999 | 1,000,796 | 16 | 62,550 | 525,687 | 8 | 65,711 | 475,109 | 8 | 59,389 |
| 2000 | 1,086,443 | 16 | 67,903 | 528,362 | 8 | 66,045 | 558,081 | 8 | 69,760 |
| 2001 | 1,082,913 | 16 | 67,682 | 528,754 | 8 | 66,094 | 554,159 | 8 | 69,270 |
| 2002 | 1,073,430 | 16 | 67,089 | 528,467 | 8 | 66,058 | 544,963 | 8 | 68,120 |
| 2003 | 1,041,469 | 16 | 65,092 | 528,472 | 8 | 66,059 | 512,997 | 8 | 64,125 |
| 2004 | 1,061,000 | 16 | 66,313 | 527,383 | 8 | 65,923 | 533,617 | 8 | 66,702 |
| 2005 | 1,038,490 | 16 | 64,906 | 525,314 | 8 | 65,664 | 513,176 | 8 | 64,147 |



Regular Season Attendance



| Year | Yearly Totals | | | Home Totals | | | Away Totals | | |
|---------------|-------------------|-------------|---------------|-------------------|------------|---------------|-------------------|------------|---------------|
| | Att. | Games | Avg. | Att. | Games | Avg. | Att. | Games | Avg. |
| 2006 | 1,046,284 | 16 | 65,393 | 522,569 | 8 | 65,321 | 523,715 | 8 | 65,464 |
| 2007 | 1,049,627 | 16 | 65,602 | 514,299 | 8 | 64,287 | 535,328 | 8 | 66,916 |
| 2008 | 1,050,065 | 16 | 65,629 | 479,794 | 8 | 59,974 | 570,271 | 8 | 71,284 |
| 2009 | 943,577 | 16 | 58,974 | 441,851 | 8 | 55,231 | 501,726 | 8 | 62,716 |
| 2010 | 911,097 | 16 | 56,943 | 423,285 | 8 | 52,911 | 487,812 | 8 | 60,977 |
| 2011 | 1,001,953 | 16 | 62,622 | 451,055 | 8 | 56,382 | 550,898 | 8 | 68,862 |
| 2012 | 985,592 | 16 | 61,600 | 482,150 | 8 | 60,269 | 503,442 | 8 | 62,930 |
| 2013 | 1,007,862 | 16 | 62,862 | 455,560 | 8 | 56,945 | 552,302 | 8 | 69,038 |
| 2014 | 1,001,050 | 16 | 62,566 | 456,017 | 8 | 57,002 | 545,033 | 8 | 68,129 |
| 2015 | 957,186 | 16 | 59,824 | 418,736 | 8 | 52,342 | 538,450 | 8 | 67,306 |
| 2016 | 1,198,268 | 16 | 74,892 | 665,318 | 8 | 83,164 | 532,950 | 8 | 66,618 |
| 2017 | 1,062,261 | 16 | 66,391 | 507,136 | 8 | 63,392 | 555,125 | 8 | 69,390 |
| 2018 | 1,102,409 | 16 | 68,901 | 579,439 | 8 | 72,430 | 522,970 | 8 | 65,371 |
| 2019 | 1,147,715 | 16 | 71,732 | 582,325 | 8 | 72,791 | 565,390 | 8 | 70,764 |
| 2020 | 0 | 16 | 0 | 0 | 8 | 0 | 28,127 | 8 | 3,515 |
| 2021 | 1,187,786 | 17 | 69,869 | 572,791 | 8 | 71,598 | 614,995 | 9 | 68,332 |
| 2022 | 1,143,414 | 17 | 67,260 | 579,804 | 9 | 64,423 | 563,610 | 8 | 70,451 |
| 2023 | 1,224,339 | 17 | 72,020 | 574,494 | 8 | 71,812 | 649,845 | 9 | 72,205 |
| Totals | 66,933,811 | 1231 | 54,374 | 34,058,625 | 607 | 56,110 | 32,875,186 | 624 | 52,685 |

+ Rams played Pittsburgh in New Orleans and were the road team

Rams played Philadelphia in Colorado Springs and were the home team

! Rams played New England in London and were the home team

= Rams played Cincinnati in London and were the home team

% Rams played Pittsburgh in Akron and were the home team

^ Rams played Chicago Cardinals in Buffalo and were the road team

@ Rams played New York Giants in London and were the home team

& Rams played Arizona Cardinals in London and were the home team



SoFi Stadium in November of 2022.



Training Camp



The Rams held their Training Camp at Loyola Marymount University, the team's higher-education partner, for the first time this year. It was the 54th training camp in Southern California for the franchise. The 2020 season marked the first time the Rams held training camp at their team facility (on the campus of California Lutheran University), after the NFL mandated its teams conduct training camp from their own facilities in 2020 due to the COVID-19 pandemic. Over the course of Rams' history, the team has held training camp at several locations in the Southern California area, including: Compton College (1946), Loyola University (1947-48), University of Redlands (1949-60), Chapman College (1961-66), California State-Fullerton (1976-71, 1973-90, '93), California State-Long Beach (1972), UC Irvine (1991-92, 1994, 2016, 2021, 2022) and LMU (2024).



Training Camp Locations



| | | | |
|-----------|--|-----------|--|
| 1937 | Lake Erie College for Women, Painesville, Ohio | 1995 | Maryville University, St. Louis, Mo. |
| 1938-41 | Baldwin Wallace College, Berea, Ohio | 1996-2004 | Western Illinois University, Macomb, Ill. |
| 1942, '44 | Hiram College, Hiram, Ohio | 2005-07 | Russell Training Center, St. Louis, Mo. |
| 1943 | Suspended operations (World War II) | 2008 | Concordia University Wisconsin, Mequon, Wis. |
| 1945 | Bowling Green University, Bowling Green, Ohio | 2009 | Russell Training Center, St. Louis, Mo. |
| 1946 | Compton College, Compton, Calif. | 2010 | Russell Training Center, St. Louis, Mo. |
| 1947-48 | Loyola University, Los Angeles, Calif. | 2011 | Russell Training Center, St. Louis, Mo. |
| 1949-60 | University of Redlands, Redlands, Calif. | 2012 | ContinuityX Training Center, St. Louis, Mo. |
| 1961-66 | Chapman College, Orange, Calif. | 2013-15 | Rams Park, St. Louis, Mo. |
| 1967-71 | California State-Fullerton, Fullerton, Calif. | 2016-19 | University of California, Irvine, Irvine, Calif. |
| 1972 | California State-Long Beach, Long Beach, Calif. | 2020 | Rams Facility, Cal Lutheran, Thousand Oaks, Calif. |
| 1973-90 | California State-Fullerton, Fullerton, Calif. | 2021 | University of California, Irvine, Irvine, Calif. |
| 1991-92 | University of California, Irvine, Irvine, Calif. | 2022 | University of California, Irvine, Irvine, Calif. |
| 1993 | California State-Fullerton, Fullerton, Calif. | 2023 | University of California, Irvine, Irvine, Calif. |
| 1994 | University of California-Irvine, Irvine, Calif. | 2024 | Loyola Marymount University, Los Angeles, Calif. |





Rams All-Time Head Coaches



(Including Playoff Games)

| COACH | YEARS | WON | LOST | TIED | WIN PCT. | RAMS POINTS | OPP POINTS |
|---------------------|------------------|------------|------------|-----------|-------------|---------------|---------------|
| Hugo Bezdek | 1937-38~ | 1 | 13 | 0 | .071 | 111 | 277 |
| Art Lewis | 1938 | 4 | 4 | 0 | .500 | 95 | 145 |
| Earl (Dutch) Clark | 1939-42 | 16 | 26 | 2 | .386 | 632 | 806 |
| Aldo (Buff) Donelli | 1944 | 4 | 6 | 0 | .400 | 188 | 224 |
| Adam Walsh | 1945-46 | 16 | 5 | 1 | .750 | 536 | 407 |
| Bob Snyder | 1947 | 6 | 6 | 0 | .500 | 259 | 214 |
| Clark Shaughnessy | 1948-49 | 14 | 8 | 3 | .620 | 687 | 522 |
| Joe Stydahar | 1950-52^ | 19 | 9 | 0 | .679 | 941 | 668 |
| Hampton Pool | 1952-54 | 23 | 11 | 2 | .667 | 1,043 | 749 |
| Sid Gillman | 1955-59 | 28 | 32 | 1 | .467 | 1,458 | 1,447 |
| Bob Waterfield | 1960-62# | 9 | 24 | 1 | .279 | 664 | 811 |
| Harland Svare | 1962-65 | 14 | 31 | 3 | .323 | 846 | 1,170 |
| George Allen | 1966-70 | 49 | 19 | 4 | .708 | 1,671 | 1,104 |
| Tommy Prothro | 1971-72 | 14 | 12 | 2 | .536 | 604 | 546 |
| Chuck Knox | 1973-77 | 57 | 20 | 1 | .737 | 1,737 | 991 |
| Ray Malavasi | 1978-82 | 43 | 36 | 0 | .544 | 1,662 | 1,566 |
| John Robinson | 1983-91 | 79 | 74 | 0 | .516 | 3,216 | 3,209 |
| Chuck Knox | 1992-94 | 15 | 33 | 0 | .313 | 820 | 1,115 |
| Rich Brooks | 1995-96 | 13 | 19 | 0 | .406 | 612 | 827 |
| Dick Vermeil | 1997-99 | 25 | 26 | 0 | .490 | 1,193 | 1,038 |
| Mike Martz | 2000-05< | 56 | 36 | 0 | .609 | 2,439 | 2,169 |
| Joe Vitt | 2005 | 4 | 7 | 0 | .364 | 235 | 281 |
| Scott Linehan | 2006-08% | 11 | 25 | 0 | .306 | 673 | 966 |
| Jim Haslett | 2008 | 2 | 10 | 0 | .167 | 189 | 318 |
| Steve Spagnuolo | 2009-11 | 10 | 38 | 0 | .208 | 657 | 1,171 |
| Jeff Fisher | 2012-16& | 31 | 45 | 1 | .409 | 1,445 | 1,700 |
| John Fassel | 2016 | 0 | 3 | 0 | .000 | 30 | 90 |
| Sean McVay | 2017-23 | 77 | 48 | 0 | .616 | 3,169 | 2,741 |
| TOTAL | 1937-2023 | 707 | 626 | 21 | .530 | 30,577 | 29,612 |

- * Ties count as half game won, half game lost
- ~ Replaced by Lewis after three games in 1938
- ^ Replaced by Pool after one game in 1952
- # Replaced by Svare after eight games in 1962
- < Replaced by Vitt after five games in 2005
- % Replaced by Haslett after four games in 2008
- & Replaced by Fassel after 13 games in 2016





Rams All-Time Assistant Coaches



A



| NAME | RAMS YEARS |
|------------------|------------|
| Aggabao, J | 2014-16 |
| Allen, George | 1957 |
| Aliotti, Nick | 1995-97 |
| Alsman, Ed | 1974-75 |
| Andersen, Foster | 1978 |
| April, Bobby | 2001-03 |
| Austin, Bill | 1965 |



B



| | |
|-------------------|------------------|
| Babich, Bob | 2003 |
| Baggett, Charlie | 2009-10 |
| Bailey, Adam | 2010-15 |
| Baker, Bob | 1983-84 |
| Baker, Brian | 2006-08 |
| Baker, Joe | 2006 |
| Bankins, Charles | 2005 |
| Barry, Joe | 2017-20 |
| Battles, Bill | 1953-54 |
| Beake, Chris | 2022- |
| Bennett, Leeman | 1973-76 |
| Benton, John | 2004-05 |
| Bettis, Tom | 1991 |
| Black, KJ | 2022-2024 |
| Blackburn, Chase | 2023- |
| Bogardus, Thad | 2017-22 |
| Bonamego, John | 2020-21 |
| Boudreau, Paul F. | 2012-15 |
| Boudreau, Paul T. | 2006-07, 2012-16 |
| Boras, Rob | 2012-16 |
| Bowden, Joe | 2012-15 |
| Brooks, Larry | 1983-90 |
| Brooks, Rich | 1971-72 |
| Brown, Steve | 1995-00 |
| Brown, Thomas | 2021-22 |
| Bunting, John | 1997-99 |
| Bush, Frank | 2013-16 |
| Byrd, Gill | 2004-05 |



C



| | |
|------------------|---------------------|
| Calabrese, Rob | 2024 |
| Caley, Nick | 2023- |
| Campbell, Marion | 1967-68 |
| Carberry, Kevin | 2021-22 |
| Carson, Bud | 1978-81, 1997, 2000 |
| Carter, Andrew | 2023- |
| Catlin, Tom | 1966-77 |
| Cecil, Chuck | 2012-16 |
| Chaney, Jim | 2006-08 |
| Cignetti, Frank | 2012-15 |
| Clausen, Chris | 1992-05 |
| Coen, Liam | 2018-20, 2022 |
| Coley, Max | 1978 |
| Coniglio, Joe | 2023- |
| Cooley, Jonathan | 2020-22 |
| Coury, Dick | 1986-90; 1997-99 |
| Cox, Mike | 2007-08 |
| Cromwell, Nolan | 1991, 2010-11 |
| Croom, Sylvester | 2009-11 |
| Crow, Lindon | 1963 |
| Curl, Dick | 2009-2010 |
| Curtis, Andre | 2009-11 |



D



| | |
|-----------------|---------|
| Daniels, Matt | 2018-19 |
| Daly, Brendan | 2009-11 |
| David, Jim | 1960-62 |
| Davis, Chili | 2024- |
| DeCamillis, Joe | 2021-22 |
| Dickerson, Andy | 2012-21 |
| Dixon, Hewritt | 1980-81 |
| Doll, Don | 1965 |
| Dowler, Boyd | 1970 |
| Downing, Todd | 2006-08 |
| Durden, Earnel | 1971-72 |
| Dver, George | 1992-94 |



E



| | |
|----------------|---------|
| Eliard, Henry | 2001-08 |
| Erber, Lew | 1985-86 |
| Erkenbeck, Jim | 1992-94 |
| Evans, Clyde | 1978-82 |
| Evero, Ejiro | 2017-21 |



F



| | |
|------------------|------------------|
| Fairchild, Steve | 2003-05 |
| Falks, Frank | 2003-05 |
| Fassel, John | 2012-19 |
| Faucette, Chuck | 2008-10 |
| Faulkner, Jack | 1955-59, 1973-79 |
| Fears, Tom | 1960-61 |
| Ferraro, Paul | 2009-11 |
| Fewell, Perry | 2003-04 |
| Fisch, Jedd | 2018-19 |
| Fisher, Brandon | 2012-16 |
| Fisher, Jeff | 1991 |
| Flajole, Ken | 2009-11 |



G



| | |
|------------------|---------|
| Gaines, Greg | 1993-94 |
| Gansz, Frank | 1997-99 |
| Garcia, Jeff | 2015 |
| Garrett, Judd | 2006-07 |
| Giemont, Garrett | 1990-91 |
| Gigantino, Artie | 1987-90 |
| Giunta, Peter | 1997-00 |
| Goode, Kerry | 1997-98 |
| Gould, Ron | 2023- |
| Goux, Marv | 1983-91 |
| Gray, Michael | 1996 |
| Grayer, Edward | 2017-19 |
| Greatwood, Steve | 1995-96 |
| Groh, Mike | 2015-16 |
| Gullickson, Rock | 2009-16 |



H



| | |
|----------------------|-----------|
| Hadl, John | 1982 |
| Hairston, Carl | 1997-00 |
| Hall, Sid | 1971-72 |
| Haluchak, Mike | 2000-02 |
| Hanifan, Jim | 1997-03 |
| Hanson, Randy | 2006 |
| Harris, Chick | 1992-94 |
| Harris, Mike | 2023- |
| Haskell, Gil | 1983-91 |
| Haslett, Jim | 2006-08 |
| Hein, Mel | 1950 |
| Heinrich, Don | 1963-64 |
| Henderson, Eric | 2019-2023 |
| Hickey, Howard (Red) | 1950-54 |
| Hickman, Bill | 1978-80 |
| Horton, Jeff | 2006-08 |
| Houck, Hudson | 1983-91 |
| House, Matt | 2009-11 |
| Howard, Todd | 1998-99 |



I



| | |
|---------------|---------|
| Imamura, Jeff | 2015-16 |
|---------------|---------|



J



| | |
|----------------|-----------|
| Jackson, Bobby | 2000-02 |
| Jackson, Milt | 1992-93 |
| Johnson, Bill | 2017-18 |
| Jones, Nick | 2021-2024 |
| Jones, Ronnie | 1991 |
| Jones, Skyler | 2022 |



K



| | |
|-----------------|---------|
| Knox, Chuck Jr. | 1993-94 |
| Kollar, Bill | 2001-05 |
| Kromer, Aaron | 2017-20 |
| Kromer, Zak | 2017- |



L



| | |
|------------------|-----------|
| LaFleur, Matt | 2017 |
| LaFleur, Mike | 2023- |
| Lake, Jimmy | 2023-2024 |
| Lanham, Paul | 1978-82 |
| Lauterbur, Frank | 1978-81 |
| LeDuc, Dana | 1999-08 |
| Leonard, Frank | 2009-11 |
| Levy, Marv | 1970 |
| Ligashesky, Bob | 2005-06 |
| Lilly, John | 2016 |



Rams All-Time Assistant Coaches



Lindskog, Vic 1960-62
 Loney, Steve 2008-11
 Lopez, Clayton 2009-11
 Lovett, Justin 2020-

M

Madro, Joe 1955-59
 Mainord, Carlos 2002
 Malavasi, Ray 1973-78
 Marchibroda, Ted 1966-70
 Marmie, Larry 2004-05
 Martz, Mike 1992-96, 1999
 Matsko, John 1999-05
 McDaniels, Josh 2010-11
 McGinnis, Dave 2012-16
 McKenzie, Tyrone 2017
 McKittrick, Bobb 1971-72
 McLaughlin, Leon 1971-72
 McMahon, Tom 2009-11
 Meeks, Ron 2001
 Meyer, Ken 1973-76
 Milus, Ron 2006-08
 Montgomery, Wilbert 1997-05
 Moore, Steve 1994
 Morris, Raheem 2021-2024
 Moses, Wayne 2006-07
 Murphy, Keith 2007-08

N

Nussmeier, Doug 2006-07
 Noriega, Fernando 2016-20

O

Olson, Greg 2006-07, 2017, 2022
 O'Connell, Kevin 2020-21

P

Paolillo, Lou 2010-11
 Pasquale, Larry 2000
 Patera, Jack 1963-66
 Paterra, Herb 1980-82
 Paul, Don 1959-61
 Peete, Skip 2016-19
 Peetz, Jake 2022-2023
 Penaranda, Jairo 1990
 Perry, Rod 1992-94
 Phillips, Wade 2017-19
 Phillips, Wes 2019-21
 Pitts, Elijah 1974-77
 Pleasant, Aubrey 2017-20, 2023-
 Pollard, Don (Deek) 1995-96
 Pool, Hampton 1950-54, 1960-62
 Prochaska, Ray 1966-70, 1973-77

R

Radakovich, Dan 1979-81, 1995
 Ragone, Dave 2024
 Ramsdell, John 1995-05
 Rapp, Vic 1984
 Rath, Ted 2017-19
 Raye, Jimmy 1983-84, 1991
 Reilly, Jack 1995-96
 Rhome, Jerry 1997-99
 Richards, Ray 1951-52
 Ringo, Jim 1982
 Roberts, Al 2007-08
 Robinson, Willy 2006-07
 Robinson, Zac 2019-2024
 Roland, Johnny 1995-96
 Roll, Brad 2006-07
 Rymkus, Lou 1958

S

Samples, Ra'Shaad 2022
 Sauer, John 1953-54
 Saunders, Al 1999-00; 2008
 Saunders, Bob 2008
 Schnelker, Bob 1963-65
 Schnellenberger, Howard 1966-69
 Schottenheimer, Brian 2012-14
 Schottenheimer, Kurt 2005
 Shulters, Lance 2022

Schwenk, Vic 1964-65
 Selcer, Dick 1992-96
 Sevier, Wayne 1994-95
 Shafer, Steve 1983-90
 Shaw, Willie 1995-96
 Shea, Terry 2008
 Sheldon, Matt 2001-05
 Shelmon, Clarence 1991
 Sherman, Ray 2012-15
 Shula, Chris 2017-
 Shurmur, Fritz 1982-90
 Shurmur, Pat 2009-10
 Simmons, Clyde 2012-16
 Simmons, Warren 1994
 Singletary, Mike 2016
 Sirmans, Ben 2012-15
 Smith, Giff 2024-
 Smith, Kenan 2014-16
 Smith, Lovie 2001-03
 Snow, Jack 1982
 Snyder, Bob 1946, 1948-49
 Snyder, Bruce 1983-86
 Springer, Jeremy 2022-2024
 Staley, Brandon 2020
 Stephenson, Kay 1977
 Storm, Lowell 1955-57
 Streicher, John 2024
 Stydahr, Joe 1947-49
 Stiles, Lynn 1997-99
 Stock, Mike 2004
 Sugarman, Andy 2009-15
 Sullivan, Joe 1966-70
 Summerall, Pat 1963
 Swiacki, Bill 1958
 Swinton, Derius 2009-11

T

Taylor, Lionel 1977-81
 Taylor, Zac 2017-18
 Teerlinck, John 1991
 Thomas, Joe 1955-56
 Tippett, Howard 1992-93, 2000
 Tollner, Ted 1992-93
 Torgeson, LaVern 1969-70, 1978-80
 Trafton, George 1946-49
 Trotter, Barrett 2015-16
 Turner, Norv 1985-90

V

Valero, Art 2008-09
 Vecchiarella, Jim 1981-82
 Venturi, Rick 2006-08
 Vermeil, Dick 1969, 1971-73
 Vitt, Joe 1992-94, 2004-05
 Voris, Dick 1954

W

Wagner, Blair 2017
 Wagstaff, Jim 1973-77
 Waldron, Shane 2017-20
 Waller, Charlie 1978
 Walton, Tim 2013
 Warhop, George 1996-97
 Waterfield, Bob 1958
 Waufle, Mike 2012-16
 Weaver, Larrye 1971-72
 Weaver, Ralph 1954
 Weinke, Chris 2015-16
 Wendell, Ryan 2023-
 White, Ed 1998
 White, Mike 1997-99
 Whittingham, Fred 1982-90
 Wietecha, Ray 1963-64
 Williams, Blake 2012
 Williams, Greg 2024-
 Williams, Gregg 2014-16
 Wilson, Dennard 2012-16
 Woodbury, Tory 2020-21



Rams All-Time Assistant Coaches



Y



Yarber, Eric

2017



Z



Zampese, Ernie
Zampese, Ken

1987-93
2000-02



All-Time Records



Bold denotes player active with Rams

Italics denotes rookie



Career Rushing



| | Years | Att. | Yards | Avg. | Long | TD |
|-------------------------|------------------|-------|--------|------|------|----|
| 1. Jackson, Steven | 2004-12 | 2,395 | 10,135 | 4.2 | 59t | 56 |
| 2. Dickerson, Eric | 1983-87 | 1,525 | 7,245 | 4.8 | 85t | 56 |
| 3. Faulk, Marshall | 1999-2006 | 1,447 | 6,959 | 4.8 | 71t | 58 |
| 4. McCutcheon, Lawrence | 1973-79 | 1,435 | 6,186 | 4.3 | 48 | 23 |
| 5. Bass, Dick | 1960-69 | 1,218 | 5,417 | 4.5 | 73t | 34 |
| 6. Gurley II, Todd | 2015-19 | 1,265 | 5,404 | 4.3 | 71t | 58 |
| 7. Towler, Dan | 1950-55 | 672 | 3,493 | 5.2 | 79t | 44 |
| 8. Josephson, Les | 1964-67, 1969-74 | 797 | 3,407 | 4.3 | 75 | 17 |
| 9. Younger, Paul (Tank) | 1949-57 | 682 | 3,296 | 4.8 | 75t | 17 |
| 10. Tyler, Wendell | 1977-82 | 720 | 3,266 | 4.5 | 69t | 33 |



Season Rushing



| | Year | Att. | Yards | Avg. | Long | TD |
|---------------------|------|------|-------|------|------|----|
| 1. Dickerson, Eric | 1984 | 379 | 2,105 | 5.6 | 66 | 14 |
| 2. Dickerson, Eric | 1986 | 404 | 1,821 | 4.5 | 42t | 11 |
| 3. Dickerson, Eric | 1983 | 390 | 1,808 | 4.6 | 85t | 18 |
| 4. Jackson, Steven | 2006 | 346 | 1,528 | 4.4 | 59t | 13 |
| 5. Bettis, Jerome | 1993 | 294 | 1,429 | 4.9 | 71t | 7 |
| 6. Jackson, Steven | 2009 | 324 | 1,416 | 4.4 | 58 | 4 |
| 7. Faulk, Marshall | 2001 | 260 | 1,382 | 5.3 | 71t | 12 |
| 8. Faulk, Marshall | 1999 | 253 | 1,381 | 5.5 | 58 | 7 |
| 9. White, Charles | 1987 | 324 | 1,374 | 4.2 | 58 | 11 |
| 10. Faulk, Marshall | 2000 | 253 | 1,359 | 5.4 | 36 | 18 |



Career Passing (based on yards)



| | Years | Att. | Comp. | Yards | Pct. | TD | Int. |
|-----------------------------|---------------------|--------------|------------|---------------|-------------|-----------|-----------|
| 1. Everett, Jim | 1986-93 | 3,277 | 1,847 | 23,758 | .564 | 142 | 123 |
| 2. Bulger, Marc | 2001-09 | 3,171 | 1,969 | 22,814 | .621 | 122 | 93 |
| 3. Gabriel, Roman | 1962-72 | 3,313 | 1,705 | 22,223 | .515 | 154 | 112 |
| 4. Goff, Jared | 2016-20 | 2,421 | 1,536 | 18,171 | .634 | 107 | 55 |
| 5. Van Brocklin, Norm | 1949-57 | 1,897 | 1,011 | 16,114 | .533 | 118 | 127 |
| 6. Warner, Kurt | 1998-03 | 1,688 | 1,121 | 14,447 | .664 | 102 | 65 |
| 7. Waterfield, Bob | 1945-52 | 1,618 | 814 | 11,893 | .503 | 99 | 128 |
| 8. Bradford, Sam | 2010-13 | 1,760 | 1,032 | 11,065 | .586 | 59 | 38 |
| 9. Stafford, Matthew | 2021-Present | 1,425 | 936 | 10,938 | .657 | 75 | 36 |
| 10. Ferragamo, Vince | 1977-84 | 1,288 | 730 | 9,376 | .567 | 70 | 71 |



Career Passing (based on rating, min. 1,500 attempts)



| | Years | Att. | Comp. | Yards | Pct. | TD | Int. | Rating |
|------------------|---------|-------|-------|--------|------|-----|------|--------|
| 1. Warner, Kurt | 1998-03 | 1,688 | 1,121 | 14,447 | .664 | 102 | 65 | 97.2 |
| 2. Goff, Jared | 2016-20 | 2,421 | 1,536 | 18,171 | .634 | 107 | 55 | 91.5 |
| 3. Bulger, Marc | 2001-09 | 3,171 | 1,969 | 22,814 | .621 | 122 | 93 | 84.4 |
| 4. Bradford, Sam | 2010-13 | 1,760 | 1,032 | 11,065 | .586 | 59 | 38 | 79.3 |
| 5. Everett, Jim | 1986-93 | 3,277 | 1,847 | 23,758 | .564 | 142 | 123 | 78.1 |



Season Passing (based on yards)



| | Year | Att. | Comp. | Yards | Pct. | TD | Int. |
|-----------------------------|-------------|------------|------------|--------------|-------------|-----------|-----------|
| 1. Stafford, Matthew | 2021 | 601 | 404 | 4,886 | 67.2 | 41 | 17 |
| 2. Warner, Kurt | 2001 | 546 | 375 | 4,830 | 68.7 | 36 | 22 |
| 3. Goff, Jared | 2018 | 561 | 364 | 4,688 | 64.9 | 32 | 12 |
| 4. Goff, Jared | 2019 | 626 | 394 | 4,638 | 62.4 | 22 | 16 |
| 5. Warner, Kurt | 1999 | 499 | 325 | 4,353 | 65.1 | 41 | 13 |
| 6. Everett, Jim | 1989 | 518 | 304 | 4,310 | 58.7 | 29 | 17 |
| 7. Bulger, Marc | 2006 | 588 | 370 | 4,301 | 63.0 | 24 | 8 |
| 8. Everett, Jim | 1990 | 554 | 307 | 3,989 | 55.4 | 23 | 17 |
| 9. Stafford, Matthew | 2023 | 521 | 326 | 3,965 | 62.6 | 24 | 11 |
| 10t. Everett, Jim | 1988 | 517 | 308 | 3,964 | 59.6 | 31 | 18 |
| 10t. Bulger, Marc | 2004 | 485 | 321 | 3,964 | 66.2 | 21 | 14 |



Career Receptions



| | Years | No. | Yards | Avg. | Long | TD |
|-------------------------|---------------------|------------|--------------|-------------|------------|-----------|
| 1. Bruce, Isaac | 1994-07 | 942 | 14,109 | 15.0 | 80t | 84 |
| 2. Holt, Torry | 1999-08 | 869 | 12,660 | 14.6 | 85t | 74 |
| 3. Ellard, Henry | 1983-93 | 593 | 9,761 | 16.5 | 81t | 48 |
| 4. Kupp, Cooper | 2017-Present | 567 | 7,066 | 12.5 | 75t | 51 |
| 5. Faulk, Marshall (RB) | 1999-06 | 470 | 4,071 | 8.7 | 72t | 27 |
| 6. Jackson, Steven (RB) | 2004-12 | 407 | 3,324 | 8.2 | 64t | 8 |
| 7. Fears, Tom | 1948-56 | 400 | 5,397 | 13.4 | 80t | 38 |
| 8. Hirsch, Elroy | 1949-57 | 343 | 6,299 | 18.4 | 91t | 53 |
| 9. Snow, Jack | 1965-75 | 340 | 6,012 | 17.7 | 84t | 45 |
| 10. Phillips, Jim | 1958-64 | 333 | 4,953 | 14.9 | 93t | 27 |



Season Receptions



| | Year | No. | Yards | Avg. | Long | TD |
|-------------------------|-------------|------------|--------------|-------------|-----------|-----------|
| 1. Kupp, Cooper | 2021 | 145 | 1,947 | 13.4 | 59 | 16 |
| 2. Bruce, Isaac | 1995 | 119 | 1,781 | 15.0 | 72 | 13 |
| 3. Holt, Torry | 2003 | 117 | 1,696 | 14.5 | 48 | 12 |
| 4. Nacua, Puka | 2023 | 105 | 1,486 | 14.2 | 80 | 6 |
| 5. Holt, Torry | 2005 | 102 | 1,331 | 13.0 | 44 | 9 |
| 6t. Kupp, Cooper | 2019 | 94 | 1,161 | 12.4 | 66 | 10 |
| 6t. Holt, Torry | 2004 | 94 | 1,372 | 14.6 | 75t | 10 |
| 8t. Holt, Torry | 2007 | 93 | 1,189 | 12.8 | 40 | 7 |
| 8t. Holt, Torry | 2006 | 93 | 1,188 | 12.8 | 67t | 10 |
| 10. Kupp, Cooper | 2020 | 92 | 974 | 10.6 | 55 | 3 |



Career Receiving Yards



| | Years | No. | Yards | Avg. | Long | TD |
|------------------------|------------------------|------------|--------------|-------------|-----------|-----------|
| 1. Bruce, Isaac | 1994-07 | 942 | 14,109 | 15.0 | 80t | 84 |
| 2. Holt, Torry | 1999-08 | 869 | 12,660 | 14.6 | 85t | 74 |
| 3. Ellard, Henry | 1983-93 | 593 | 9,761 | 16.6 | 81t | 48 |
| 4. Kupp, Cooper | 2017- Present | 567 | 7,066 | 12.5 | 75 | 51 |
| 5. Hirsch, Elroy | 1949-57 | 343 | 6,299 | 18.4 | 91t | 53 |
| 6. Snow, Jack | 1965-75 | 340 | 6,012 | 17.7 | 84t | 45 |
| 7. Fears, Tom | 1948-56 | 400 | 5,397 | 13.4 | 80t | 38 |
| 8. Anderson, Willie | 1988-94 | 259 | 5,246 | 20.3 | 78t | 26 |
| 9. Phillips, Jim | 1958-64 | 333 | 4,953 | 14.9 | 93t | 27 |
| 10. Benton, Jim | 1938-40, 1942, 1944-47 | 275 | 4,566 | 16.6 | 84t | 42 |



Season Receiving Yards



| | Years | No. | Yards | Avg. | Long | TD |
|------------------------|-------------|------------|--------------|-------------|-----------|-----------|
| 1. Kupp, Cooper | 2021 | 145 | 1,947 | 13.4 | 59 | 16 |
| 2. Bruce, Isaac | 1995 | 119 | 1,781 | 15.0 | 72 | 13 |
| 3. Holt, Torry | 2003 | 117 | 1,696 | 14.5 | 48 | 12 |
| 4. Holt, Torry | 2000 | 82 | 1,635 | 19.9 | 85t | 6 |
| 5. Hirsch, Elroy | 1951 | 66 | 1,495 | 22.7 | 91 | 17 |
| 6. Nacua, Puka | 2023 | 105 | 1,486 | 14.2 | 80 | 6 |
| 7. Bruce, Isaac | 2000 | 87 | 1,471 | 16.9 | 78t | 9 |
| 8. Ellard, Henry | 1988 | 86 | 1,414 | 16.4 | 68 | 10 |
| 9. Ellard, Henry | 1989 | 70 | 1,382 | 19.7 | 53 | 8 |
| 10. Holt, Torry | 2004 | 94 | 1,372 | 14.6 | 75t | 10 |



Career Yards From Scrimmage



| | Years | TOTAL | | RUSHING | | RECEIVING | |
|-------------------------|---------------------|------------|--------------|-----------|------------|------------|--------------|
| | | Touches | Yards | Rush | Yards | Rec. | Yards |
| 1. Bruce, Isaac | 1994-2007 | 965 | 14,259 | 23 | 150 | 942 | 14,109 |
| 2. Jackson, Steven | 2004-12 | 2,802 | 13,459 | 2,395 | 10,135 | 407 | 3,324 |
| 3. Holt, Torry | 1999-2008 | 880 | 12,717 | 11 | 57 | 869 | 12,660 |
| 4. Faulk, Marshall | 1999-2006 | 1,917 | 11,030 | 1,447 | 6,959 | 470 | 4,071 |
| 5. Ellard, Henry | 1983-93 | 611 | 9,816 | 18 | 55 | 593 | 9,761 |
| 6. Dickerson, Eric | 1983-87 | 1,648 | 8,157 | 1,525 | 7,245 | 123 | 912 |
| 7. McCutcheon, Lawrence | 1972-79 | 1,619 | 7,869 | 1,435 | 6,186 | 184 | 1,683 |
| 8. Gurley II, Todd | 2015-19 | 1,483 | 7,494 | 1,265 | 5,404 | 216 | 2,090 |
| 9. Bass, Dick | 1960-69 | 1,432 | 7,262 | 1,218 | 5,417 | 214 | 1,845 |
| 10. Kupp, Cooper | 2017-Present | 691 | 7,195 | 24 | 129 | 567 | 7,066 |



Career Kickoff Return Average (minimum 75 returns)



| | Years | No. | Yards | Avg. | Long | TD |
|---------------------------|---------------|-----|-------|------|------|----|
| 1. Cunningham, Benny..... | 2013-16 | 95 | 2,575 | 27.1 | 102 | 0 |
| 2. Horne, Tony..... | 1998-00 | 143 | 3,577 | 25.0 | 103t | 4 |
| 3. Arnett, Jon..... | 1957-63 | 104 | 2,590 | 24.9 | 71t | 2 |
| 4. Lewis, Woodley..... | 1950-55 | 108 | 2,575 | 23.8 | 88t | 1 |
| 5. Amendola, Danny..... | 2009-12 | 118 | 2,776 | 23.5 | 84 | 0 |
| 6. Brown, Ron..... | 1984-89, 1991 | 169 | 3,918 | 23.2 | 98t | 4 |



Season Kickoff Return Average (minimum one per game)



| | Year | No. | Yards | Avg. | Long | TD |
|-----------------------------------|------|-----|-------|------|------|----|
| 1. Smith, Verda (Vitamin T.)..... | 1950 | 22 | 742 | 33.7 | 97 | 3 |
| 2. Brown, Ron..... | 1985 | 28 | 918 | 32.8 | 98t | 3 |
| 3. Wilson, Tom..... | 1956 | 15 | 477 | 31.8 | 103t | 1 |
| 4. Bass, Dick..... | 1961 | 23 | 698 | 30.3 | 64 | 0 |
| 5t. Williams, Travis..... | 1971 | 25 | 743 | 29.7 | 105t | 1 |
| 5t. Horne, Tony..... | 1999 | 30 | 892 | 29.7 | 101t | 2 |



Career Punt Return Average (minimum 75 returns)



| | Years | No. | Yards | Avg. | Long | TD |
|-----------------------------------|---------|-----|-------|------|------|----|
| 1. Hakim, Az-Zahir..... | 1998-01 | 112 | 1,278 | 11.4 | 86t | 2 |
| 2. Ellard, Henry..... | 1983-93 | 135 | 1,527 | 11.3 | 83t | 4 |
| 3. Smith, Verda (Vitamin T.)..... | 1949-53 | 75 | 814 | 10.9 | 85t | 1 |
| 4. Kennison, Eddie..... | 1996-98 | 103 | 1,085 | 10.5 | 78t | 3 |
| 5. Irvin, LeRoy..... | 1980-89 | 146 | 1,451 | 9.9 | 84t | 4 |



Season Punt Return Average (minimum one per game)



| | Year | No. | Yards | Avg. | Long | TD |
|-----------------------------------|------|-----|-------|------|------|----|
| 1. Lewis, Woodley..... | 1952 | 19 | 351 | 18.5 | 83t | 2 |
| 2. Smith, Verda (Vitamin T.)..... | 1949 | 27 | 427 | 15.8 | 85t | 1 |
| 3. Horvath, Les..... | 1948 | 13 | 203 | 15.6 | 27 | 0 |
| 4. Hakim, Az-Zahir..... | 2000 | 32 | 489 | 15.3 | 86t | 1 |
| 5. Hall, Dante..... | 2007 | 19 | 286 | 15.1 | 85t | 1 |



Career All-Purpose Yards



| | Years | Touches | Yards | Rush | Yards | Rec. | Yards | PR | Yards | KR | Yards |
|------------------------------|-----------|---------|--------|-------|--------|------|--------|-----|-------|-----|-------|
| 1. Bruce, Isaac..... | 1994-2007 | 965 | 14,311 | 23 | 150 | 942 | 14,109 | 0 | 52 | 0 | 0 |
| 2. Jackson, Steven..... | 2004-12 | 2,806 | 13,538 | 2,395 | 10,135 | 407 | 3,324 | 0 | 0 | 4 | 79 |
| 3. Holt, Torry..... | 1999-2008 | 883 | 12,734 | 11 | 57 | 869 | 12,660 | 3 | 15 | 0 | 0 |
| 4. Ellard, Henry..... | 1983-93 | 765 | 11,707 | 18 | 55 | 593 | 9,761 | 135 | 1,527 | 19 | 364 |
| 5. Faulk, Marshall..... | 1999-2006 | 1,919 | 11,048 | 1,447 | 6,959 | 470 | 4,071 | 0 | 0 | 2 | 18 |
| 6. Bass, Dick..... | 1960-69 | 1,510 | 8,936 | 1,218 | 5,417 | 214 | 1,845 | 24 | 263 | 54 | 1,415 |
| 7. Dickerson, Eric..... | 1983-87 | 1,648 | 8,157 | 1,525 | 7,245 | 123 | 912 | 0 | 0 | 0 | 0 |
| 8. Arnett, Jon..... | 1957-63 | 1,042 | 8,036 | 688 | 2,852 | 175 | 1,911 | 75 | 683 | 104 | 2,590 |
| 9. McCutcheon, Lawrence..... | 1972-79 | 1,620 | 7,875 | 1,435 | 6,186 | 184 | 1,683 | 0 | 0 | 1 | 6 |
| 10. Gurley II, Todd..... | 2015-19 | 1,483 | 7,494 | 1,265 | 5,404 | 218 | 2,090 | 0 | 0 | 0 | 0 |



Career Scoring



| | Years | TD | PAT | FG | 2-Pt. | Tot. Pts. |
|-------------------------|---------|----|-----|-----|-------|-----------|
| 1. Wilkins, Jeff..... | 1997-07 | 0 | 428 | 265 | 0 | 1,223 |
| 2. Zuerlein, Greg..... | 2012-19 | 0 | 281 | 219 | 0 | 867 |
| 3. Lansford, Mike..... | 1982-90 | 0 | 315 | 158 | 0 | 789 |
| 4. Waterfield, Bob..... | 1945-52 | 13 | 315 | 60 | 0 | 573 |
| 5. Gossett, Bruce..... | 1964-69 | 0 | 211 | 120 | 0 | 571 |



Season Scoring



| | Year | TD | PAT | FG | 2-Pt. | Tot. Pts. |
|------------------------------|-------------|----------|-----------|-----------|----------|------------|
| 1. Wilkins, Jeff..... | 2003 | 0 | 46 | 39 | 0 | 163 |
| 2. Faulk, Marshall (RB)..... | 2000 | 26 | 0 | 0 | 2 | 160 |
| 3. Zuerlein, Greg..... | 2017 | 0 | 44 | 38 | 0 | 158 |
| 4. Gay, Matt..... | 2021 | 0 | 48 | 32 | 0 | 144 |
| 5. Gurley II, Todd (RB)..... | 2018 | 21 | 0 | 0 | 3 | 132 |



Career Interceptions



| | Years | No. | Yards | Avg. | Long | TD |
|-----------------------------|---------|-----|-------|------|------|----|
| 1. Meador, Ed | 1959-70 | 46 | 547 | 11.9 | 38t | 5 |
| 2. Cromwell, Nolan | 1977-87 | 37 | 671 | 18.1 | 94 | 4 |
| 3. Irvin, LeRoy | 1980-89 | 34 | 654 | 19.2 | 81t | 5 |
| 4. Lyght, Todd | 1991-00 | 31 | 359 | 11.6 | 57t | 4 |
| 5t. Lyle, Keith..... | 1994-00 | 28 | 336 | 12.0 | 68 | 0 |
| 5t. Perry, Rod | 1975-82 | 28 | 386 | 13.8 | 83t | 4 |
| 5t. Williams, Clarence..... | 1965-72 | 28 | 428 | 15.3 | 65t | 2 |
| 5t. Sherman, Will | 1954-60 | 28 | 515 | 18.4 | 95t | 3 |
| 9. Elmendorf, Dave..... | 1971-79 | 27 | 421 | 15.6 | 57t | 2 |
| 10. Thomas, Pat..... | 1976-82 | 26 | 292 | 11.2 | 64 | 1 |



Season Interceptions



| | Year | No. | Yards | Avg. | Long | TD |
|--|------|-----|-------|------|------|----|
| 1. Lane, Dick (<i>Night Train</i>) | 1952 | *14 | 298 | 21.3 | 80t | 2 |
| 2. Lewis, Woodley | 1950 | 12 | 275 | 22.9 | 36 | 0 |
| 3. Sherman, Will | 1955 | 11 | 101 | 9.2 | 36 | 0 |
| 4. Jackson, Monte | 1976 | 10 | 173 | 17.3 | 46t | 3 |
| 5t. McNeil, Ryan..... | 1997 | 9 | 127 | 14.1 | 75t | 1 |
| 5t. Lyle, Keith..... | 1996 | 9 | 152 | 16.9 | 68 | 0 |
| 5t. Burroughs, Don | 1955 | 9 | 103 | 11.4 | 34 | 0 |
| 5t. Sims, George | 1949 | 9 | 78 | 8.7 | 27 | 1 |

*NFL Record



Most Career Punts



| | Years | No. | Yards | Avg. | TB | In 20 | Long | Blocked |
|-----------------------------|------------------|-----|--------|------|----|-------|------|---------|
| 1. Hekker, Johnny | 2012-21 | 727 | 33,951 | 46.7 | 37 | 290 | 78 | 3 |
| 2. Jones, Donnie | 2007-11 | 449 | 20,924 | 46.6 | 39 | 133 | 80 | 1 |
| 3. Hatcher, Dale | 1985-89, 91 | 432 | 17,302 | 40.1 | 28 | 121 | 67 | 2 |
| 4. Landeta, Sean..... | 1993-96, 2003-04 | 380 | 16,747 | 44.2 | 42 | 90 | 70 | 0 |
| 5. Van Brocklin, Norm | 1951-57 | 343 | 14,783 | 43.1 | – | – | 71 | 1 |
| 6t. Studstill, Pat | 1968-71 | 298 | 11,980 | 40.2 | 25 | – | 60 | 0 |
| 6t. Villanueva, Danny | 1961-64 | 296 | 13,099 | 44.3 | 13 | – | 68 | 1 |



Season Punting Average



| | Year | No. | Yards | Avg. | TB | In 20 | Long | Blocked |
|------------------------------|-------------|-----------|--------------|-------------|----------|-----------|-----------|----------|
| 1. Jones, Donnie | 2008 | 82 | 4,100 | 50.0 | 7 | 20 | 68 | 0 |
| 2. Evans, Ethan | 2023 | 63 | 3,101 | 49.2 | 7 | 20 | 72 | 1 |
| 3. Dixon, Riley..... | 2022 | 71 | 3,434 | 48.4 | 4 | 19 | 67 | 2 |
| 4t. Hekker, Johnny | 2015 | 96 | 4,601 | 47.9 | 6 | 41 | 68 | 0 |
| 4t. Hekker, Johnny | 2017 | 65 | 3,113 | 47.9 | 4 | 30 | 70 | 0 |
| 6. Hekker, Johnny | 2016 | 98 | 4,680 | 47.8 | 1 | 51 | 78 | 0 |
| 7. Hekker, Johnny | 2019 | 66 | 3,128 | 47.4 | 5 | 22 | 71 | 1 |
| 8. Jones, Donnie | 2007 | 78 | 3,684 | 47.2 | 9 | 18 | 80 | 0 |
| 9. Jones, Donnie | 2009 | 90 | 4,212 | 46.8 | 10 | 34 | 63 | 0 |
| 10. Hekker, Johnny | 2014 | 80 | 3,721 | 46.5 | 5 | 33 | 61 | 1 |



Rams Year-By-Year Leaders



Passing



| Year | Player | Att. | Comp. | Yards | Pct. | TD | Int. | Long | Sack/Yds | Rating |
|------|------------------------|------|-------|-------|------|----|------|------|----------|--------|
| 1937 | Snyder, Bob | 66 | 25 | 378 | 37.9 | 1 | 14 | - | - | 23.0 |
| 1938 | Snyder, Bob | 87 | 36 | 631 | 41.4 | 0 | 9 | - | - | 27.2 |
| 1939 | Hall, Parker | 208 | 106 | 1,227 | 51.0 | 9 | 13 | - | - | 57.5 |
| 1940 | Hall, Parker | 183 | 77 | 1,108 | 42.1 | 1 | 16 | - | - | 27.8 |
| 1941 | Hall, Parker | 190 | 84 | 863 | 44.2 | 7 | 19 | 39 | - | 30.5 |
| 1942 | Hall, Parker | 140 | 62 | 815 | 44.3 | 7 | 19 | 59 | - | 40.3 |
| 1943 | Suspended Play/W.W. II | - | - | - | - | - | - | - | - | - |
| 1944 | Reisz, Albie | 113 | 49 | 777 | 43.4 | 8 | 10 | 70 | - | 53.6 |
| 1945 | Waterfield, Bob | 171 | 88 | 1,609 | 51.4 | 14 | 16 | 84 | - | 72.5 |
| 1946 | Waterfield, Bob | 256 | 128 | 1,772 | 50.0 | 17 | 18 | 57 | - | 65.9 |
| 1947 | Waterfield, Bob | 221 | 96 | 1,210 | 43.4 | 8 | 18 | 45 | - | 39.2 |
| 1948 | Hardy, Jim | 211 | 112 | 1,390 | 50.7 | 14 | 7 | 69t | - | 82.1 |
| 1949 | Waterfield, Bob | 296 | 154 | 2,168 | 52.0 | 17 | 24 | 71t | - | 61.3 |
| 1950 | Van Brocklin, Norm | 233 | 127 | 2,061 | 54.5 | 18 | 14 | 58 | - | 85.1 |
| 1951 | Waterfield, Bob | 176 | 88 | 1,566 | 50.0 | 13 | 10 | 91t | - | 81.8 |
| 1952 | Van Brocklin, Norm | 205 | 113 | 1,736 | 55.1 | 14 | 17 | 84t | - | 71.5 |
| 1953 | Van Brocklin, Norm | 286 | 156 | 2,393 | 54.5 | 19 | 14 | 70t | - | 84.1 |
| 1954 | Van Brocklin, Norm | 260 | 139 | 2,637 | 53.5 | 13 | 21 | 80t | - | 71.9 |
| 1955 | Van Brocklin, Norm | 272 | 144 | 1,890 | 52.9 | 8 | 15 | 74t | - | 62.0 |
| 1956 | Wade, Bill | 178 | 91 | 1,461 | 51.1 | 10 | 13 | 76t | - | 67.2 |
| 1957 | Van Brocklin, Norm | 265 | 132 | 2,105 | 49.8 | 20 | 21 | 81t | - | 68.8 |
| 1958 | Wade, Bill | 341 | 181 | 2,875 | 53.1 | 18 | 22 | 93t | - | 72.2 |
| 1959 | Wade, Bill | 261 | 153 | 2,001 | 58.6 | 12 | 17 | 72t | - | 71.1 |
| 1960 | Wade, Bill | 182 | 106 | 1,294 | 58.2 | 12 | 11 | 63 | - | 77.0 |
| 1961 | Bratkowski, Zeke | 230 | 124 | 1,547 | 53.9 | 8 | 13 | 84t | - | 63.1 |
| 1962 | Bratkowski, Zeke | 219 | 110 | 1,541 | 50.2 | 9 | 16 | 80t | - | 56.5 |
| 1963 | Gabriel, Roman | 281 | 130 | 1,947 | 46.3 | 8 | 11 | 77t | 44/337 | 62.7 |
| 1964 | Munson, Bill | 223 | 108 | 1,533 | 48.4 | 9 | 15 | 95t | 23/183 | 56.5 |
| 1965 | Gabriel, Roman | 173 | 83 | 1,321 | 48.0 | 11 | 5 | 60t | 14/97 | 83.0 |
| 1966 | Gabriel, Roman | 397 | 217 | 2,540 | 54.7 | 10 | 16 | 84t | 48/319 | 65.9 |
| 1967 | Gabriel, Roman | 371 | 196 | 2,779 | 52.8 | 25 | 13 | 80t | 24/201 | 85.7 |
| 1968 | Gabriel, Roman | 366 | 184 | 2,364 | 50.3 | 19 | 16 | 60t | 27/296 | 70.0 |
| 1969 | Gabriel, Roman | 399 | 217 | 2,549 | 54.4 | 24 | 7 | 93t | 14/182 | 86.8 |
| 1970 | Gabriel, Roman | 407 | 211 | 2,552 | 52.0 | 16 | 12 | 71 | 20/134 | 72.2 |
| 1971 | Gabriel, Roman | 352 | 180 | 2,238 | 51.1 | 17 | 10 | 68 | 25/200 | 75.5 |
| 1972 | Gabriel, Roman | 323 | 165 | 2,027 | 51.1 | 12 | 15 | 57 | 12/102 | 63.8 |
| 1973 | Hadl, John | 258 | 135 | 2,008 | 52.3 | 22 | 11 | 69 | 17/126 | 88.8 |
| 1974 | Harris, James | 198 | 106 | 1,544 | 53.5 | 11 | 6 | 50 | 12/101 | 85.3 |
| 1975 | Harris, James | 285 | 157 | 2,148 | 55.1 | 14 | 15 | 54 | 21/180 | 73.8 |
| 1976 | Harris, James | 158 | 91 | 1,460 | 57.6 | 8 | 6 | 80 | 14/151 | 89.8 |
| 1977 | Haden, Pat | 216 | 122 | 1,551 | 56.5 | 11 | 6 | 58 | 17/151 | 84.4 |
| 1978 | Haden, Pat | 444 | 229 | 2,995 | 51.6 | 13 | 19 | 68t | 32/216 | 65.0 |
| 1979 | Haden, Pat | 290 | 163 | 1,854 | 56.2 | 11 | 14 | 50 | 21/178 | 68.2 |
| 1980 | Ferragamo, Vince | 404 | 240 | 3,199 | 59.4 | 30 | 19 | 74t | 23/191 | 89.7 |
| 1981 | Haden, Pat | 267 | 138 | 1,815 | 51.7 | 9 | 13 | 64 | 28/227 | 64.4 |
| 1982 | Ferragamo, Vince | 209 | 118 | 1,609 | 56.5 | 9 | 9 | 85t | 7/65 | 77.7 |
| 1983 | Ferragamo, Vince | 464 | 274 | 3,276 | 59.1 | 22 | 23 | 61t | 21/178 | 75.5 |
| 1984 | Kemp, Jeff | 284 | 143 | 2,021 | 50.4 | 13 | 7 | 63t | 24/190 | 78.7 |
| 1985 | Brock, Dieter | 365 | 218 | 2,658 | 59.7 | 16 | 13 | 64t | 51/351 | 81.8 |
| 1986 | Everett, Jim | 147 | 73 | 1,018 | 49.7 | 8 | 8 | 60t | 8/50 | 67.8 |
| 1987 | Everett, Jim | 302 | 162 | 2,064 | 53.6 | 10 | 13 | 81t | 17/139 | 68.4 |
| 1988 | Everett, Jim | 517 | 308 | 3,964 | 59.6 | 31 | 18 | 69t | 28/197 | 89.2 |
| 1989 | Everett, Jim | 518 | 304 | 4,310 | 58.7 | 29 | 17 | 78t | 29/214 | 90.6 |
| 1990 | Everett, Jim | 554 | 307 | 3,989 | 55.4 | 23 | 17 | 55t | 30/198 | 79.3 |
| 1991 | Everett, Jim | 490 | 277 | 3,438 | 56.5 | 11 | 20 | 78 | 30/200 | 68.9 |
| 1992 | Everett, Jim | 475 | 281 | 3,323 | 59.2 | 22 | 18 | 67t | 26/204 | 80.1 |
| 1993 | Everett, Jim | 274 | 135 | 1,652 | 49.3 | 8 | 12 | 60t | 18/125 | 59.7 |
| 1994 | Miller, Chris | 317 | 173 | 2,104 | 54.6 | 16 | 14 | 54 | 28/193 | 73.6 |
| 1995 | Miller, Chris | 405 | 232 | 2,623 | 57.3 | 18 | 15 | 72 | 31/244 | 76.2 |
| 1996 | Banks, Tony | 368 | 192 | 2,544 | 52.2 | 15 | 15 | 77t | 48/306 | 71.0 |
| 1997 | Banks, Tony | 487 | 252 | 3,254 | 51.7 | 14 | 13 | 76 | 43/317 | 71.5 |
| 1998 | Banks, Tony | 408 | 241 | 2,535 | 59.1 | 7 | 14 | 80t | 41/237 | 68.6 |
| 1999 | Warner, Kurt | 499 | 325 | 4,353 | 65.1 | 41 | 13 | 75t | 29/201 | 109.2 |
| 2000 | Green, Trent | 240 | 145 | 2,063 | 60.4 | 16 | 5 | 64 | 24/145 | 101.8 |
| 2001 | Warner, Kurt | 546 | 375 | 4,830 | 68.7 | 36 | 22 | 65t | 38/233 | 101.4 |
| 2002 | Bulger, Marc | 214 | 138 | 1,826 | 64.5 | 14 | 6 | 58 | 12/102 | 101.5 |
| 2003 | Bulger, Marc | 532 | 336 | 3,845 | 63.2 | 22 | 22 | 48 | 37/288 | 81.4 |
| 2004 | Bulger, Marc | 485 | 321 | 3,964 | 66.2 | 21 | 14 | 56 | 41/302 | 93.7 |
| 2005 | Bulger, Marc | 287 | 192 | 2,297 | 66.9 | 14 | 9 | 57t | 26/192 | 94.4 |
| 2006 | Bulger, Marc | 588 | 370 | 4,301 | 63.0 | 24 | 8 | 67t | 49/366 | 92.9 |
| 2007 | Bulger, Marc | 378 | 221 | 2,392 | 58.5 | 11 | 15 | 40 | 37/269 | 70.3 |
| 2008 | Bulger, Marc | 440 | 251 | 2,720 | 57.0 | 11 | 13 | 80t | 38/263 | 71.4 |

| | | | | | | | | | | |
|-------------|-------------------------------|------------|------------|--------------|-------------|-----------|-----------|-----------|---------------|--------------|
| 2009 | Bulger, Marc..... | 247 | 140 | 1,469 | 56.7 | 5 | 6 | 50 | 14/85 | 70.7 |
| 2010 | Bradford, Sam..... | 590 | 354 | 3,512 | 60.0 | 18 | 15 | 49 | 34/244 | 76.5 |
| 2011 | Bradford, Sam..... | 357 | 191 | 2,614 | 53.5 | 6 | 6 | 68 | 36/248 | 70.5 |
| 2012 | Bradford, Sam..... | 328 | 551 | 3,702 | 59.5 | 21 | 13 | 80t | 35/233 | 82.5 |
| 2013 | Bradford, Sam..... | 159 | 262 | 1,678 | 60.7 | 14 | 4 | 73 | 15/97 | 90.9 |
| 2014 | Davis, Austin..... | 180 | 284 | 2,001 | 63.4 | 12 | 9 | 59t | 29/179 | 85.1 |
| 2015 | Foles, Nick..... | 190 | 337 | 2,052 | 56.4 | 7 | 10 | 68 | 14/98 | 69.0 |
| 2016 | Keenum, Case..... | 322 | 196 | 2,201 | 60.9 | 9 | 11 | 65t | 23/140 | 76.4 |
| 2017 | Goff, Jared..... | 477 | 296 | 3,804 | 62.1 | 28 | 7 | 94t | 25/172 | 100.5 |
| 2018 | Goff, Jared..... | 561 | 364 | 4,688 | 64.9 | 32 | 12 | 70t | 33/223 | 101.1 |
| 2019 | Goff, Jared..... | 626 | 394 | 4,638 | 62.9 | 22 | 16 | 66 | 22/170 | 86.5 |
| 2020 | Goff, Jared..... | 552 | 370 | 3,952 | 67.0 | 20 | 13 | 56 | 23/161 | 90.0 |
| 2021 | Stafford, Matthew..... | 601 | 404 | 4,886 | 67.2 | 41 | 17 | 79 | 30/243 | 102.9 |
| 2022 | Stafford, Matthew..... | 303 | 206 | 2,087 | 68.0 | 10 | 8 | 75 | 29/208 | 87.4 |
| 2023 | Stafford, Matthew..... | 521 | 326 | 3,965 | 62.6 | 24 | 11 | 80 | 30/205 | 92.5 |



Rushing



| Year | Player..... | Att. | Yards | Avg. | Long | TD |
|------|---------------------------------|------|-------|------|------|----|
| 1937 | Drake, Johnny (Zero)..... | 98 | 333 | 3.4 | - | 3 |
| 1938 | Davis, Corbett..... | 71 | 202 | 2.8 | - | 3 |
| 1939 | Hall, Parker..... | 120 | 458 | 3.8 | - | 2 |
| 1940 | Drake, Johnny (Zero)..... | 130 | 480 | 3.6 | - | 9 |
| 1941 | Drake, Johnny (Zero)..... | 101 | 246 | 2.4 | 15 | 2 |
| 1942 | Magnani, Dante..... | 59 | 344 | 5.8 | 71 | 2 |
| 1943 | Suspended Play/W.W. II..... | - | - | - | - | - |
| 1944 | West, Pat..... | 66 | 220 | 3.3 | 31 | 0 |
| 1945 | Gehrke, Fred..... | 74 | 467 | 6.3 | 72 | 7 |
| 1946 | Gehrke, Fred..... | 71 | 371 | 5.2 | 53 | 3 |
| 1947 | Washington, Kenny..... | 60 | 444 | 7.4 | 92t | 5 |
| 1948 | Hoerner, Dick..... | 76 | 354 | 4.7 | 23 | 4 |
| 1949 | Hoerner, Dick..... | 155 | 582 | 3.7 | 37 | 6 |
| 1950 | <i>Davis, Glenn</i> | 88 | 416 | 4.7 | 55 | 3 |
| 1951 | Towler, Dan..... | 126 | 854 | 6.8 | 79t | 6 |
| 1952 | Towler, Dan..... | 156 | 894 | 5.7 | 44t | 10 |
| 1953 | Towler, Dan..... | 152 | 879 | 5.8 | 73t | 7 |
| 1954 | Younger, Paul (Tank)..... | 91 | 610 | 6.7 | 75t | 8 |
| 1955 | <i>Waller, Ron</i> | 151 | 716 | 4.7 | 55t | 7 |
| 1956 | Waller, Ron..... | 83 | 543 | 6.5 | 46 | 1 |
| 1957 | Wilson, Tom..... | 127 | 616 | 4.9 | 46 | 3 |
| 1958 | Arnett, Jon..... | 133 | 683 | 5.1 | 57 | 6 |
| 1959 | Matson, Ollie..... | 161 | 863 | 5.4 | 50 | 6 |
| 1960 | Arnett, Jon..... | 104 | 436 | 4.2 | 31 | 2 |
| 1961 | Arnett, Jon..... | 158 | 609 | 3.9 | 26 | 4 |
| 1962 | Bass, Dick..... | 196 | 1,033 | 5.3 | 57 | 6 |
| 1963 | Bass, Dick..... | 143 | 577 | 3.6 | 51 | 5 |
| 1964 | Wilson, Ben..... | 159 | 553 | 3.5 | 27 | 5 |
| 1965 | Bass, Dick..... | 121 | 549 | 4.5 | 44t | 2 |
| 1966 | Bass, Dick..... | 248 | 1,090 | 4.4 | 50 | 8 |
| 1967 | Josephson, Les..... | 178 | 800 | 4.5 | 27 | 4 |
| 1968 | Ellison, Willie..... | 151 | 616 | 4.1 | 52t | 5 |
| 1969 | Smith, Larry..... | 166 | 599 | 3.6 | 46 | 1 |
| 1970 | Josephson, Les..... | 150 | 640 | 4.3 | 23 | 5 |
| 1971 | Ellison, Willie..... | 211 | 1,000 | 4.7 | 80t | 4 |
| 1972 | Ellison, Willie..... | 170 | 764 | 4.5 | 37 | 5 |
| 1973 | McCutcheon, Lawrence..... | 210 | 1,097 | 5.2 | 37 | 2 |
| 1974 | McCutcheon, Lawrence..... | 236 | 1,109 | 4.7 | 23 | 3 |
| 1975 | McCutcheon, Lawrence..... | 213 | 911 | 4.3 | 41 | 2 |
| 1976 | McCutcheon, Lawrence..... | 291 | 1,168 | 4.0 | 40 | 9 |
| 1977 | McCutcheon, Lawrence..... | 294 | 1,238 | 4.2 | 48 | 7 |
| 1978 | Bryant, Cullen..... | 178 | 658 | 3.7 | 26 | 7 |
| 1979 | Tyler, Wendell..... | 218 | 1,109 | 5.1 | 63t | 91 |
| 1980 | Bryant, Cullen..... | 183 | 807 | 4.4 | 20 | 3 |
| 1981 | Tyler, Wendell..... | 260 | 1,074 | 4.1 | 69t | 12 |
| 1982 | Tyler, Wendell..... | 137 | 564 | 4.1 | 54 | 9 |
| 1983 | <i>Dickerson, Eric</i> | 390 | 1,808 | 4.6 | 85t | 18 |
| 1984 | Dickerson, Eric..... | 379 | 2,105 | 5.6 | 66 | 14 |
| 1985 | Dickerson, Eric..... | 292 | 1,234 | 4.2 | 43 | 12 |
| 1986 | Dickerson, Eric..... | 404 | 1,821 | 4.5 | 42t | 11 |
| 1987 | White, Charles..... | 324 | 1,374 | 4.2 | 58 | 11 |
| 1988 | Bell, Greg..... | 288 | 1,212 | 4.2 | 44 | 16 |
| 1989 | Bell, Greg..... | 272 | 1,137 | 4.2 | 47 | 15 |
| 1990 | Gary, Cleveland..... | 204 | 808 | 4.0 | 48 | 14 |
| 1991 | Delpino, Robert..... | 214 | 688 | 3.2 | 36 | 9 |
| 1992 | Gary, Cleveland..... | 279 | 1,125 | 4.0 | 63 | 7 |
| 1993 | <i>Bettis, Jerome</i> | 294 | 1,429 | 4.9 | 71t | 7 |
| 1994 | Bettis, Jerome..... | 319 | 1,025 | 3.2 | 19 | 3 |
| 1995 | Bettis, Jerome..... | 183 | 637 | 3.5 | 41 | 3 |
| 1996 | <i>Phillips, Lawrence</i> | 193 | 632 | 3.3 | 38 | 4 |
| 1997 | Phillips, Lawrence..... | 183 | 633 | 3.5 | 28 | 8 |
| 1998 | Henley, June..... | 88 | 313 | 3.6 | 22 | 3 |
| 1999 | Faulk, Marshall..... | 253 | 1,381 | 5.5 | 58 | 7 |
| 2000 | Faulk, Marshall..... | 253 | 1,359 | 5.4 | 36 | 18 |

| | | | | | | |
|------|----------------------|-----|-------|-----|-----|----|
| 2001 | Faulk, Marshall..... | 260 | 1,382 | 5.3 | 71t | 12 |
| 2002 | Faulk, Marshall..... | 212 | 953 | 4.5 | 44 | 8 |
| 2003 | Faulk, Marshall..... | 209 | 818 | 3.9 | 52 | 10 |
| 2004 | Faulk, Marshall..... | 195 | 774 | 4.0 | 40 | 3 |
| 2005 | Jackson, Steven..... | 254 | 1,046 | 4.1 | 51 | 8 |
| 2006 | Jackson, Steven..... | 346 | 1,528 | 4.4 | 59t | 13 |
| 2007 | Jackson, Steven..... | 237 | 1,002 | 4.2 | 54 | 5 |
| 2008 | Jackson, Steven..... | 253 | 1,042 | 4.1 | 56t | 7 |
| 2009 | Jackson, Steven..... | 324 | 1,416 | 4.4 | 58 | 4 |
| 2010 | Jackson, Steven..... | 330 | 1,241 | 3.8 | 42t | 6 |
| 2011 | Jackson, Steven..... | 260 | 1,145 | 4.4 | 47t | 5 |
| 2012 | Jackson, Steven..... | 257 | 1,042 | 4.1 | 46 | 4 |
| 2013 | Stacy, Zac..... | 250 | 973 | 3.9 | 40t | 7 |
| 2014 | Mason, Tre..... | 179 | 765 | 4.3 | 89t | 4 |
| 2015 | Gurley II, Todd..... | 229 | 1,106 | 4.8 | 71t | 10 |
| 2016 | Gurley II, Todd..... | 278 | 885 | 3.2 | 24t | 6 |
| 2017 | Gurley II, Todd..... | 279 | 1,305 | 4.7 | 57t | 13 |
| 2018 | Gurley II, Todd..... | 256 | 1,251 | 4.9 | 36 | 17 |
| 2019 | Gurley II, Todd..... | 223 | 857 | 3.8 | 25 | 12 |
| 2020 | Akers, Cam..... | 145 | 625 | 4.3 | 61 | 2 |
| 2021 | Michel, Sony..... | 208 | 845 | 4.1 | 39 | 4 |
| 2022 | Akers, Cam..... | 188 | 786 | 4.2 | 42 | 7 |
| 2023 | Williams, Kyren..... | 228 | 1,144 | 5.0 | 56 | 12 |



Receiving



| Year | Player | No. | Yards | Avg. | Long | TD |
|------|--------------------------------|-----|-------|------|------|----|
| 1937 | Busich, Sam | 13 | 136 | 10.5 | - | 0 |
| 1938 | Benton, Jim | 21 | 418 | 19.9 | - | 5 |
| 1939 | Spadacinni, Vic | 32 | 292 | 9.1 | - | 1 |
| 1940 | Benton, Jim | 22 | 351 | 16.0 | - | 3 |
| 1941 | Hickey, Howard (Red) | 21 | 294 | 14.0 | 39 | 4 |
| 1942 | Magnani, Dante..... | 24 | 276 | 11.5 | 67 | 4 |
| 1943 | Suspended Play/W.W. II..... | - | - | - | - | - |
| 1944 | Benton, Jim | 39 | 505 | 12.9 | 36 | 6 |
| 1945 | Benton, Jim | 45 | 1,067 | 23.7 | 84 | 8 |
| 1946 | Benton, Jim | 63 | 993 | 15.8 | 57 | 6 |
| 1947 | Benton, Jim..... | 35 | 511 | 14.6 | 43 | 6 |
| 1948 | Fears, Tom | 51 | 698 | 13.7 | 80 | 4 |
| 1949 | Fears, Tom..... | 77 | 1,013 | 13.2 | 51t | 9 |
| 1950 | Fears, Tom..... | 84 | 1,116 | 13.3 | 53 | 7 |
| 1951 | Hirsch, Elroy | 66 | 1,495 | 22.7 | 91 | 17 |
| 1952 | Fears, Tom..... | 48 | 600 | 12.5 | 36 | 6 |
| 1953 | Hirsch, Elroy | 61 | 941 | 15.4 | 70 | 4 |
| 1954 | Boyd, Bob | 53 | 1,212 | 22.9 | 80 | 6 |
| 1955 | Fears, Tom..... | 44 | 569 | 12.9 | 31 | 2 |
| 1956 | Clarke, Leon..... | 36 | 650 | 18.1 | 60 | 4 |
| 1957 | Hirsch, Elroy | 32 | 477 | 14.9 | 45 | 6 |
| 1958 | Shofner, Del | 51 | 1,097 | 21.5 | 92 | 8 |
| 1959 | Shofner, Del..... | 47 | 936 | 19.9 | 72 | 7 |
| 1960 | Phillips, Jim | 52 | 883 | 17.0 | 61t | 8 |
| 1961 | Phillips, Jim..... | 78 | 1,092 | 14.0 | 69t | 5 |
| 1962 | Phillips, Jim..... | 60 | 875 | 14.6 | 65t | 5 |
| 1963 | Phillips, Jim..... | 54 | 793 | 14.7 | 52 | 1 |
| 1964 | McKeever, Marlin (TE) | 41 | 582 | 14.2 | 46 | 1 |
| 1965 | McDonald, Tom | 67 | 1,036 | 15.5 | 51 | 9 |
| 1966 | Moore, Tom (RB)..... | 60 | 433 | 7.2 | 30t | 3 |
| 1967 | Casey, Bernie | 53 | 871 | 16.4 | 57t | 8 |
| 1968 | Truax, Billy (TE)..... | 35 | 417 | 11.9 | 22 | 3 |
| 1969 | Snow, Jack | 49 | 734 | 15.0 | 74t | 6 |
| 1970 | Snow, Jack..... | 51 | 859 | 16.8 | 71 | 7 |
| 1971 | Rentzel, Lance | 38 | 534 | 14.1 | 41 | 5 |
| 1972 | Snow, Jack..... | 30 | 590 | 19.7 | 57 | 4 |
| 1973 | Jackson, Harold | 40 | 874 | 21.9 | 69 | 13 |
| 1974 | McCutcheon, Lawrence (RB)..... | 39 | 408 | 10.5 | 50 | 2 |
| 1975 | Jackson, Harold | 43 | 786 | 18.3 | 54 | 7 |
| 1976 | Jackson, Harold | 39 | 751 | 19.3 | 65 | 5 |
| 1977 | Jackson, Harold | 48 | 666 | 13.9 | 58 | 6 |
| 1978 | Miller, Willie | 50 | 767 | 15.3 | 52 | 5 |
| 1979 | Dennard, Preston | 43 | 766 | 17.8 | 50 | 4 |
| 1980 | Bryant, Cullen (RB)..... | 53 | 386 | 7.3 | 25 | 3 |
| 1981 | Dennard, Preston | 49 | 821 | 16.8 | 64 | 4 |
| 1982 | Tyler, Wendell (RB)..... | 38 | 375 | 9.9 | 40 | 4 |
| 1983 | Barber, Mike (TE)..... | 55 | 657 | 11.9 | 42t | 3 |
| 1984 | Ellard, Henry | 34 | 622 | 18.3 | 63t | 6 |
| 1985 | Ellard, Henry | 54 | 811 | 15.0 | 64t | 5 |
| 1986 | Ellard, Henry | 34 | 447 | 13.1 | 34 | 4 |
| 1987 | Ellard, Henry | 51 | 799 | 15.7 | 81t | 3 |
| 1988 | Ellard, Henry | 86 | 1,414 | 16.4 | 68 | 10 |
| 1989 | Ellard, Henry | 70 | 1,382 | 19.7 | 53 | 8 |
| 1990 | Ellard, Henry | 76 | 1,294 | 17.0 | 50t | 4 |
| 1991 | Ellard, Henry | 64 | 1,052 | 16.4 | 38 | 3 |
| 1992 | Gary, Cleveland (RB)..... | 52 | 293 | 5.6 | 22 | 3 |
| 1993 | Ellard, Henry | 61 | 945 | 15.5 | 54 | 2 |

| | | | | | | |
|------|----------------------|------------|--------------|-------------|-----------|-----------|
| 1994 | Bailey, Johnny (RB) | 58 | 516 | 8.9 | 28 | 7 |
| 1995 | Bruce, Isaac | 119 | 1,781 | 15.0 | 72 | 13 |
| 1996 | Bruce, Isaac | 84 | 1,338 | 15.9 | 70 | 7 |
| 1997 | Lee, Amp (RB) | 61 | 825 | 13.5 | 62 | 3 |
| 1998 | Lee, Amp (RB) | 64 | 667 | 10.4 | 44 | 2 |
| 1999 | Faulk, Marshall (RB) | 87 | 1,048 | 12.0 | 57t | 5 |
| 2000 | Bruce, Isaac | 87 | 1,471 | 16.9 | 78t | 9 |
| 2001 | Faulk, Marshall (RB) | 83 | 765 | 9.2 | 65t | 9 |
| 2002 | Holt, Torry | 91 | 1,302 | 14.3 | 58 | 4 |
| 2003 | Holt, Torry | 117 | 1,696 | 14.5 | 48 | 12 |
| 2004 | Holt, Torry | 94 | 1,372 | 14.6 | 75t | 10 |
| 2005 | Holt, Torry | 102 | 1,331 | 13.0 | 44 | 9 |
| 2006 | Holt, Torry | 93 | 1,188 | 12.8 | 67t | 10 |
| 2007 | Holt, Torry | 93 | 1,189 | 12.8 | 40 | 7 |
| 2008 | Holt, Torry | 64 | 796 | 12.4 | 45t | 3 |
| 2009 | Avery, Donnie | 47 | 589 | 12.5 | 50 | 5 |
| 2010 | Amendola, Danny | 85 | 689 | 8.1 | 36 | 3 |
| 2011 | Lloyd, Brandon | 51 | 683 | 13.4 | 37 | 5 |
| 2012 | Givens, Chris | 42 | 698 | 16.6 | 65 | 3 |
| 2013 | Cook, Jared (TE) | 51 | 671 | 13.2 | 47 | 5 |
| 2014 | Cook, Jared (TE) | 52 | 634 | 12.2 | 59t | 3 |
| 2015 | Austin, Tavon | 52 | 473 | 9.1 | 66t | 5 |
| 2016 | Britt, Kenny | 68 | 1,002 | 14.7 | 66 | 5 |
| 2017 | Kupp, Cooper | 62 | 869 | 14.0 | 64 | 5 |
| 2018 | Woods, Robert | 86 | 1,219 | 14.2 | 39t | 6 |
| 2019 | Kupp, Cooper | 94 | 1,161 | 12.4 | 66 | 10 |
| 2020 | Kupp, Cooper | 92 | 974 | 10.6 | 55 | 3 |
| 2021 | Kupp, Cooper | 145 | 1,947 | 13.4 | 59 | 16 |
| 2022 | Kupp, Cooper | 75 | 812 | 10.9 | 75 | 6 |
| 2023 | Nacua, Puka | 105 | 1,486 | 14.2 | 80 | 6 |



Punting



| Year | Player | No. | Yards | Avg. | TB | In 20 | Long | Blocks |
|------|------------------------|-----|-------|------|----|-------|------|--------|
| 1939 | Hall, Parker | 58 | - | 41.0 | - | - | 80 | - |
| 1940 | Hall, Parker | 57 | - | 43.0 | - | - | 75 | - |
| 1941 | Hall, Parker | 49 | - | 40.1 | - | - | 67 | - |
| 1942 | Jacobs, Jack | 33 | - | 42.3 | - | - | 66 | - |
| 1943 | Suspended Play/W.W. II | - | - | - | - | - | - | - |
| 1944 | Reisz, Albie | 25 | - | 40.1 | - | - | 66 | 0 |
| 1945 | Waterfield, Bob | 39 | - | 40.7 | - | - | 68 | 0 |
| 1946 | Waterfield, Bob | 39 | 1,743 | 44.6 | - | - | 65 | 0 |
| 1947 | Waterfield, Bob | 59 | 2,500 | 42.4 | - | - | 86 | 1 |
| 1948 | Waterfield, Bob | 43 | 1,833 | 42.6 | - | - | 88 | 0 |
| 1949 | Waterfield, Bob | 49 | 2,177 | 44.4 | - | - | 61 | 1 |
| 1950 | Waterfield, Bob | 52 | 2,087 | 40.1 | - | - | 61 | 2 |
| 1951 | Van Brocklin, Norm | 48 | 1,992 | 41.5 | - | - | 62 | 1 |
| 1952 | Van Brocklin, Norm | 29 | 1,250 | 43.1 | - | - | 66 | 0 |
| 1953 | Van Brocklin, Norm | 60 | 2,529 | 42.2 | - | - | 57 | 0 |
| 1954 | Van Brocklin, Norm | 44 | 1,874 | 42.6 | - | - | 61 | 0 |
| 1955 | Van Brocklin, Norm | 60 | 2,676 | 44.6 | - | - | 61 | 0 |
| 1956 | Van Brocklin, Norm | 48 | 2,070 | 43.1 | - | - | 72 | 0 |
| 1957 | Van Brocklin, Norm | 54 | 2,392 | 44.3 | - | - | 71 | 0 |
| 1958 | Shofner, Del | 49 | 2,018 | 41.2 | - | - | 62 | 0 |
| 1959 | Shofner, Del | 48 | 2,004 | 41.8 | - | - | 66 | 1 |
| 1960 | Shofner, Del | 54 | 2,301 | 42.6 | - | - | 63 | 1 |
| 1961 | Villanueva, Danny | 46 | 1,845 | 40.1 | 1 | - | 53 | 0 |
| 1962 | Villanueva, Danny | 87 | 3,960 | 45.5 | 7 | - | 65 | 1 |
| 1963 | Villanueva, Danny | 81 | 3,678 | 45.4 | 0 | - | 68 | 0 |
| 1964 | Villanueva, Danny | 82 | 3,616 | 44.1 | 5 | - | 58 | 0 |
| 1965 | Lothridge, Billy | 42 | 1,619 | 38.5 | 3 | - | 55 | 1 |
| 1966 | Kilgore, Jon | 71 | 3,037 | 42.8 | 4 | - | 58 | 0 |
| 1967 | Kilgore, Jon | 68 | 2,872 | 42.2 | 6 | - | 68 | 2 |
| 1968 | Studstill, Pat | 81 | 3,207 | 39.6 | 4 | - | 58 | 0 |
| 1969 | Studstill, Pat | 80 | 3,259 | 40.7 | 9 | - | 60 | 0 |
| 1970 | Studstill, Pat | 67 | 2,618 | 39.1 | 6 | - | 53 | 0 |
| 1971 | Studstill, Pat | 70 | 2,896 | 41.4 | 6 | - | 60 | 0 |
| 1972 | Chapple, Dave | 53 | 2,344 | 44.2 | 3 | - | 70 | 0 |
| 1973 | Chapple, Dave | 51 | 2,079 | 40.8 | 6 | - | 65 | 1 |
| 1974 | Burke, Mike | 46 | 1,701 | 37.0 | 4 | - | 51 | 0 |
| 1975 | Carrell, Duane | 73 | 2,874 | 39.4 | 9 | - | 57 | 0 |
| 1976 | Jackson, Rusty | 77 | 3,006 | 39.0 | 6 | 16 | 61 | 0 |
| 1977 | Walker, Glen | 73 | 2,568 | 35.2 | 8 | 11 | 56 | 0 |
| 1978 | Walker, Glen | 83 | 3,069 | 37.0 | 5 | 26 | 61 | 2 |
| 1979 | Clark, Ken | 93 | 3,731 | 40.1 | 7 | 17 | 60 | 2 |
| 1980 | Corral, Frank | 76 | 3,004 | 39.5 | 5 | 15 | 65 | 1 |
| 1981 | Corral, Frank | 89 | 3,735 | 42.0 | 3 | 19 | 67 | 0 |
| 1982 | Misko, John | 45 | 1,961 | 43.6 | 2 | 10 | 59 | 1 |
| 1983 | Misko, John | 82 | 3,301 | 40.3 | 12 | 18 | 67 | 0 |
| 1984 | Misko, John | 74 | 2,866 | 38.7 | 9 | 21 | 58 | 0 |
| 1985 | Hatcher, Dale | 87 | 3,761 | 43.2 | 6 | 32 | 67 | 1 |
| 1986 | Hatcher, Dale | 97 | 3,740 | 38.6 | 5 | 26 | 57 | 0 |

| | | | | | | | | |
|------|----------------|-----|-------|------|----|----|----|---|
| 1987 | Hatcher, Dale | 76 | 3,140 | 41.3 | 4 | 19 | 62 | 0 |
| 1988 | Hatcher, Dale | 36 | 1,424 | 39.6 | 1 | 13 | 54 | 0 |
| 1989 | Hatcher, Dale | 73 | 2,834 | 38.8 | 7 | 15 | 54 | 1 |
| 1990 | English, Keith | 68 | 2,663 | 39.2 | 2 | 8 | 58 | 1 |
| 1991 | Hatcher, Dale | 63 | 2,403 | 38.1 | 5 | 16 | 52 | 0 |
| 1992 | Bracken, Don | 76 | 3,122 | 41.1 | 4 | 20 | 59 | 0 |
| 1993 | Landeta, Sean | 42 | 1,825 | 43.5 | 7 | 7 | 66 | 0 |
| 1994 | Landeta, Sean | 78 | 3,494 | 44.8 | 9 | 23 | 62 | 0 |
| 1995 | Landeta, Sean | 83 | 3,679 | 44.3 | 12 | 23 | 63 | 0 |
| 1996 | Landeta, Sean | 78 | 3,491 | 44.8 | 9 | 23 | 70 | 0 |
| 1997 | Horan, Mike | 53 | 2,272 | 42.9 | 4 | 10 | 60 | 0 |
| 1998 | Tuten, Rick | 95 | 4,202 | 44.2 | 10 | 16 | 64 | 0 |
| 1999 | Tuten, Rick | 32 | 1,359 | 42.5 | 7 | 9 | 70 | 0 |
| 2000 | Baker, John | 43 | 1,736 | 40.4 | 5 | 13 | 59 | 1 |
| 2001 | Baker, John | 43 | 1,809 | 42.1 | 7 | 9 | 58 | 0 |
| 2002 | Berger, Mitch | 72 | 3,020 | 41.9 | 10 | 26 | 64 | 0 |
| 2003 | Landeta, Sean | 59 | 2,525 | 42.8 | 5 | 14 | 57 | 0 |
| 2004 | Landeta, Sean | 40 | 1,733 | 43.3 | 3 | 9 | 63 | 0 |
| 2005 | Barker, Bryan | 50 | 2,137 | 42.7 | 4 | 13 | 63 | 0 |
| 2006 | Turk, Matt | 69 | 3,132 | 45.4 | 7 | 26 | 74 | 1 |
| 2007 | Jones, Donnie | 78 | 3,684 | 47.2 | 9 | 18 | 80 | 0 |
| 2008 | Jones, Donnie | 82 | 4,100 | 50.0 | 7 | 20 | 68 | 0 |
| 2009 | Jones, Donnie | 90 | 4,212 | 46.8 | 10 | 34 | 63 | 0 |
| 2010 | Jones, Donnie | 94 | 4,276 | 45.5 | 4 | 20 | 63 | 0 |
| 2011 | Jones, Donnie | 105 | 4,652 | 44.3 | 9 | 29 | 65 | 1 |
| 2012 | Hekker, Johnny | 82 | 3,756 | 45.8 | 4 | 22 | 68 | 0 |
| 2013 | Hekker, Johnny | 78 | 3,609 | 46.3 | 4 | 19 | 64 | 0 |
| 2014 | Hekker, Johnny | 80 | 3,721 | 46.5 | 5 | 33 | 61 | 1 |
| 2015 | Hekker, Johnny | 96 | 4,601 | 47.8 | 5 | 41 | 68 | 0 |
| 2016 | Hekker, Johnny | 98 | 4,680 | 47.6 | 1 | 51 | 78 | 0 |
| 2017 | Hekker, Johnny | 65 | 3,113 | 47.9 | 4 | 30 | 70 | 0 |
| 2018 | Hekker, Johnny | 43 | 1,992 | 46.3 | 2 | 21 | 68 | 0 |
| 2019 | Hekker, Johnny | 66 | 3,128 | 47.4 | 5 | 22 | 71 | 1 |
| 2020 | Hekker, Johnny | 68 | 3,099 | 45.6 | 5 | 28 | 63 | 1 |
| 2021 | Hekker, Johnny | 51 | 2,252 | 44.2 | 1 | 23 | 59 | 0 |
| 2022 | Dixon, Riley | 71 | 3,434 | 48.4 | 4 | 19 | 67 | 2 |
| 2023 | Evans, Ethan | 63 | 3,101 | 49.2 | 7 | 20 | 72 | 1 |



Field Goals



| Year | Player | Att. | Made | Pct. | Long |
|------|------------------------|------|------|-------|------|
| 1937 | Snyder, Bob | 1 | 1 | 1.000 | 30 |
| 1938 | Peterson, Nelson | 2 | 2 | 1.000 | 18 |
| 1939 | Davis, Corby | 2 | 1 | .500 | 27 |
| 1940 | Adams, Chet | 5 | 1 | .200 | 29 |
| 1941 | Adams, Chet | 2 | 1 | .500 | 40 |
| 1942 | Adams, Chet | 6 | 3 | .500 | 46 |
| 1943 | Suspended Play/W.W. II | - | - | - | - |
| 1944 | Zontini, Louis | 6 | 3 | .500 | 39 |
| 1945 | Waterfield, Bob | 3 | 1 | .333 | 28 |
| 1946 | Waterfield, Bob | 11 | 6 | .545 | 37 |
| 1947 | Waterfield, Bob | 16 | 7 | .437 | 45 |
| 1948 | Waterfield, Bob | 11 | 6 | .545 | 47 |
| 1949 | Waterfield, Bob | 17 | 9 | .529 | 42 |
| 1950 | Waterfield, Bob | 14 | 7 | .500 | 46 |
| 1951 | Waterfield, Bob | 23 | 13 | .565 | 47 |
| 1952 | Waterfield, Bob | 19 | 11 | .579 | 45 |
| 1953 | Agajanian, Ben | 23 | 10 | .434 | 47 |
| 1954 | Agajanian, Ben | 25 | 13 | .520 | 41 |
| 1955 | Richter, Les | 15 | 10 | .667 | 41 |
| 1956 | Richter, Les | 15 | 8 | .533 | 32 |
| 1957 | Cothren, Paige | 19 | 11 | .579 | 44 |
| 1958 | Cothren, Paige | 25 | 14 | .560 | 43 |
| 1959 | Michaels, Lou | 17 | 8 | .470 | 40 |
| 1960 | Villanueva, Danny | 19 | 12 | .631 | 36 |
| 1961 | Villanueva, Danny | 27 | 13 | .481 | 38 |
| 1962 | Villanueva, Danny | 20 | 10 | .500 | 51 |
| 1963 | Villanueva, Danny | 17 | 9 | .529 | 47 |
| 1964 | Gossett, Bruce | 24 | 18 | .750 | 44 |
| 1965 | Gossett, Bruce | 26 | 15 | .577 | 49 |
| 1966 | Gossett, Bruce | 49 | 28 | .571 | 48 |
| 1967 | Gossett, Bruce | 43 | 20 | .465 | 47 |
| 1968 | Gossett, Bruce | 31 | 17 | .548 | 37 |
| 1969 | Gossett, Bruce | 34 | 22 | .647 | 44 |
| 1970 | Ray, David | 29 | 45 | .644 | 46 |
| 1971 | Ray, David | 29 | 18 | .620 | 49 |
| 1972 | Ray, David | 41 | 24 | .585 | 45 |
| 1973 | Ray, David | 47 | 30 | .638 | 49 |
| 1974 | Ray, David | 31 | 25 | .806 | 48 |
| 1975 | Dempsey, Tom | 26 | 21 | .808 | 51 |
| 1976 | Dempsey, Tom | 26 | 17 | .654 | 49 |
| 1977 | Septien, Rafael | 30 | 18 | .600 | 45 |

| | | | | | |
|------|-----------------|----|----|-------|----|
| 1978 | Corral, Frank | 43 | 29 | .674 | 48 |
| 1979 | Corral, Frank | 25 | 13 | .520 | 49 |
| 1980 | Corral, Frank | 30 | 16 | .533 | 47 |
| 1981 | Corral, Frank | 26 | 17 | .654 | 44 |
| 1982 | Lansford, Mike | 15 | 9 | .600 | 39 |
| 1983 | Nelson, Chuck | 11 | 5 | .455 | 41 |
| 1984 | Lansford, Mike | 33 | 25 | .758 | 50 |
| 1985 | Lansford, Mike | 29 | 22 | .759 | 52 |
| 1986 | Lansford, Mike | 24 | 17 | .708 | 50 |
| 1987 | Lansford, Mike | 21 | 17 | .810 | 48 |
| 1988 | Lansford, Mike | 32 | 24 | .750 | 49 |
| 1989 | Lansford, Mike | 30 | 23 | .767 | 48 |
| 1990 | Lansford, Mike | 24 | 15 | .625 | 46 |
| 1991 | Zendejas, Tony | 17 | 17 | 1.000 | 50 |
| 1992 | Zendejas, Tony | 20 | 15 | .750 | 49 |
| 1993 | Zendejas, Tony | 23 | 16 | .696 | 54 |
| 1994 | Zendejas, Tony | 23 | 18 | .783 | 47 |
| 1995 | Biasucci, Dean | 12 | 9 | .750 | 51 |
| 1996 | Lohmiller, Chip | 25 | 21 | .840 | 50 |
| 1997 | Wilkins, Jeff | 37 | 25 | .675 | 52 |
| 1998 | Wilkins, Jeff | 26 | 20 | .769 | 57 |
| 1999 | Wilkins, Jeff | 28 | 20 | .714 | 51 |
| 2000 | Wilkins, Jeff | 17 | 17 | 1.000 | 51 |
| 2001 | Wilkins, Jeff | 29 | 23 | .793 | 54 |
| 2002 | Wilkins, Jeff | 25 | 19 | .760 | 47 |
| 2003 | Wilkins, Jeff | 42 | 39 | .929 | 53 |
| 2004 | Wilkins, Jeff | 24 | 19 | .792 | 53 |
| 2005 | Wilkins, Jeff | 31 | 27 | .871 | 53 |
| 2006 | Wilkins, Jeff | 37 | 32 | .864 | 53 |
| 2007 | Wilkins, Jeff | 32 | 24 | .750 | 53 |
| 2008 | Brown, Josh | 36 | 31 | .861 | 54 |
| 2009 | Brown, Josh | 24 | 19 | .792 | 54 |
| 2010 | Brown, Josh | 39 | 33 | .846 | 53 |
| 2011 | Brown, Josh | 28 | 21 | .750 | 49 |
| 2012 | Zuerlein, Greg | 31 | 23 | .741 | 60 |
| 2013 | Zuerlein, Greg | 28 | 26 | .929 | 50 |
| 2014 | Zuerlein, Greg | 30 | 24 | .800 | 56 |
| 2015 | Zuerlein, Greg | 30 | 20 | .667 | 61 |
| 2016 | Zuerlein, Greg | 22 | 19 | .864 | 54 |
| 2017 | Zuerlein, Greg | 40 | 38 | .950 | 56 |
| 2018 | Zuerlein, Greg | 31 | 27 | .871 | 51 |
| 2019 | Zuerlein, Greg | 33 | 24 | .727 | 58 |
| 2020 | Gay, Matt | 16 | 14 | .875 | 51 |
| 2021 | Gay, Matt | 34 | 32 | .941 | 55 |
| 2022 | Gay, Matt | 30 | 28 | .933 | 58 |
| 2023 | Maher, Brett | 23 | 17 | .739 | 54 |



Scoring



| Year | Player | Rushing TDs | Receiving TDs | Return TDs | PAT | FG | Points |
|------|------------------------|-------------|---------------|------------|-------|-------|--------|
| 1937 | Drake, Johnny (Zero) | 3 | 2 | 0 | 0-0 | 0-0 | 30 |
| 1938 | Benton, Jim | 1 | 5 | 0 | 0-0 | 0-0 | 36 |
| 1939 | Drake, Johnny (Zero) | 9 | 0 | 0 | 0-0 | 0-0 | 54 |
| 1940 | Drake, Johnny (Zero) | 9 | 0 | 0 | 2-2 | 0-0 | 56 |
| 1941 | Hickey, Howard (Red) | 0 | 4 | 0 | 0-0 | 0-0 | 24 |
| 1942 | Magnani, Dante | 2 | 3 | 0 | 0-0 | 0-0 | 30 |
| 1943 | Suspended Play/W.W. II | - | - | - | - | - | - |
| 1944 | Zontini, Lou | 3 | 1 | 0 | 14-16 | 3-6 | 47 |
| 1945 | Waterfield, Bob | 5 | 0 | 0 | 31-34 | 1-3 | 64 |
| 1946 | Waterfield, Bob | 1 | 0 | 0 | 37-37 | 6-11 | 61 |
| 1947 | Waterfield, Bob | 1 | 0 | 0 | 27-30 | 7-16 | 54 |
| 1948 | Waterfield, Bob | 0 | 0 | 0 | 38-44 | 6-11 | 56 |
| 1949 | Waterfield, Bob | 1 | 0 | 0 | 43-46 | 9-17 | 77 |
| 1950 | Waterfield, Bob | 1 | 0 | 0 | 54-58 | 7-14 | 91 |
| 1951 | Hirsch, Elroy (WR-RB) | 0 | 17 | 0 | 0-0 | 0-0 | 102 |
| 1952 | Waterfield, Bob | 1 | 0 | 0 | 44-45 | 11-19 | 83 |
| 1953 | Agajanian, Ben | 0 | 0 | 0 | 36-37 | 10-23 | 66 |
| 1954 | Towler, Dan (RB) | 11 | 0 | 0 | 0-0 | 0-0 | 66 |
| 1955 | Richter, Les | 0 | 0 | 0 | 30-31 | 13-22 | 69 |
| 1956 | Richter, Les | 0 | 0 | 0 | 36-38 | 8-15 | 60 |
| 1957 | Cothren, Paige | 0 | 0 | 0 | 38-39 | 11-19 | 71 |
| 1958 | Cothren, Paige | 0 | 0 | 0 | 42-43 | 14-25 | 84 |
| 1959 | Shofner, Del (WR) | 0 | 7 | 0 | 0-0 | 0-0 | 42 |
| 1960 | Villanueva, Danny | 0 | 0 | 0 | 28-28 | 12-19 | 64 |
| 1961 | Villanueva, Danny | 0 | 0 | 0 | 32-32 | 13-27 | 71 |
| 1962 | Villanueva, Danny | 0 | 0 | 0 | 26-27 | 10-20 | 56 |
| 1963 | Villanueva, Danny | 0 | 0 | 0 | 25-26 | 9-17 | 52 |
| 1964 | Gossett, Bruce | 0 | 0 | 0 | 31-32 | 18-24 | 85 |
| 1965 | Gossett, Bruce | 0 | 0 | 0 | 30-32 | 15-26 | 75 |
| 1966 | Gossett, Bruce | 0 | 0 | 0 | 29-29 | 28-49 | 113 |
| 1967 | Gossett, Bruce | 0 | 0 | 0 | 48-48 | 20-43 | 108 |
| 1968 | Gossett, Bruce | 0 | 0 | 0 | 37-37 | 17-31 | 88 |
| 1969 | Gossett, Bruce | 0 | 0 | 0 | 36-36 | 22-34 | 102 |

| | | | | | | | |
|------|-----------------------------|-----------|----------|----------|------------|------------|-----------|
| 1970 | Ray, David | 0 | 0 | 0 | 34-34 | 29-45 | 121 |
| 1971 | Ray, David | 0 | 0 | 0 | 37-37 | 18-29 | 91 |
| 1972 | Ray, David | 0 | 0 | 0 | 31-31 | 24-41 | 103 |
| 1973 | Ray, David | 0 | 0 | 0 | 40-42 | 30-47 | 130 |
| 1974 | Ray, David | 0 | 0 | 0 | 25-31 | 9-16 | 52 |
| 1975 | Dempsey, Tom | 0 | 0 | 0 | 31-36 | 21-26 | 94 |
| 1976 | Dempsey, Tom | 0 | 0 | 0 | 36-44 | 17-26 | 87 |
| 1977 | <i>Septien, Rafael</i> | 0 | 0 | 0 | 32-35 | 18-30 | 86 |
| 1978 | <i>Corral, Frank</i> | 0 | 0 | 0 | 31-33 | 29-43 | 118 |
| 1979 | Corral, Frank | 0 | 0 | 0 | 36-39 | 13-25 | 75 |
| 1980 | Corral, Frank | 0 | 0 | 0 | 51-52 | 16-30 | 99 |
| 1981 | Tyler, Wendell (RB) | 12 | 5 | 0 | 0-0 | 0-0 | 102 |
| 1982 | Tyler, Wendell (RB) | 9 | 4 | 0 | 0-0 | 0-0 | 78 |
| 1983 | <i>Dickerson, Eric (RB)</i> | 18 | 2 | 0 | 0-0 | 0-0 | 120 |
| 1984 | Lansford, Mike | 0 | 0 | 0 | 37-38 | 25-33 | 112 |
| 1985 | Lansford, Mike | 0 | 0 | 0 | 38-39 | 22-29 | 104 |
| 1986 | Lansford, Mike | 0 | 0 | 0 | 34-35 | 17-24 | 85 |
| 1987 | Lansford, Mike | 0 | 0 | 0 | 36-38 | 17-21 | 87 |
| 1988 | Lansford, Mike | 0 | 0 | 0 | 45-48 | 24-32 | 117 |
| 1989 | Lansford, Mike | 0 | 0 | 0 | 51-51 | 23-30 | 120 |
| 1990 | Gary, Cleveland (RB) | 14 | 1 | 0 | 0-0 | 0-0 | 90 |
| 1991 | Zendejas, Tony | 0 | 0 | 0 | 25-26 | 17-17 | 76 |
| 1992 | Zendejas, Tony | 0 | 0 | 0 | 38-38 | 15-20 | 83 |
| 1993 | Zendejas, Tony | 0 | 0 | 0 | 23-25 | 16-23 | 71 |
| 1994 | Zendejas, Tony | 0 | 0 | 0 | 28-28 | 18-23 | 82 |
| 1995 | Bruce, Isaac (WR) | 0 | 13 | 0 | 1* | 0-0 | 80 |
| 1996 | Lohmiller, Chip | 0 | 0 | 0 | 28-29 | 21-25 | 91 |
| 1997 | Wilkins, Jeff | 0 | 0 | 0 | 32-32 | 25-37 | 107 |
| 1998 | Wilkins, Jeff | 0 | 0 | 0 | 25-26 | 20-26 | 85 |
| 1999 | Wilkins, Jeff | 0 | 0 | 0 | 64-64 | 20-28 | 124 |
| 2000 | Faulk, Marshall (RB) | 26 | 0 | 0 | 2* | 0-0 | 160 |
| 2001 | Faulk, Marshall (RB) | 21 | 0 | 0 | 1* | 0-0 | 128 |
| 2002 | Wilkins, Jeff | 0 | 0 | 0 | 37-37 | 19-25 | 94 |
| 2003 | Wilkins, Jeff | 0 | 0 | 0 | 46-46 | 39-42 | 163 |
| 2004 | Wilkins, Jeff | 0 | 0 | 0 | 32-32 | 19-24 | 89 |
| 2005 | Wilkins, Jeff | 0 | 0 | 0 | 36-36 | 27-31 | 117 |
| 2006 | Wilkins, Jeff | 0 | 0 | 0 | 36-36 | 32-37 | 131 |
| 2007 | Wilkins, Jeff | 0 | 0 | 0 | 25-25 | 24-32 | 97 |
| 2008 | Brown, Josh | 0 | 0 | 0 | 19-19 | 31-36 | 112 |
| 2009 | Brown, Josh | 0 | 0 | 0 | 16-16 | 19-24 | 73 |
| 2010 | Brown, Josh | 0 | 0 | 0 | 26-27 | 33-39 | 125 |
| 2011 | Brown, Josh | 0 | 0 | 0 | 18-18 | 21-28 | 81 |
| 2012 | <i>Zuerlein, Greg</i> | 0 | 0 | 0 | 26-26 | 23-31 | 95 |
| 2013 | Zuerlein, Greg | 0 | 0 | 0 | 34-34 | 26-28 | 112 |
| 2014 | Zuerlein, Greg | 0 | 0 | 0 | 34-35 | 24-30 | 106 |
| 2015 | Zuerlein, Greg | 0 | 0 | 0 | 26-28 | 20-30 | 86 |
| 2016 | Zuerlein, Greg | 0 | 0 | 0 | 23-23 | 19-22 | 80 |
| 2017 | Zuerlein, Greg | 0 | 0 | 0 | 44-46 | 38-40 | 158 |
| 2018 | Gurley II, Todd | 17 | 4 | 0 | 0-0 | 0-0 | 132 |
| 2019 | Zuerlein, Greg | 0 | 0 | 0 | 42-42 | 24-33 | 114 |
| 2020 | Gay, Matt | 0 | 0 | 0 | 16-16 | 14-16 | 58 |
| 2021 | Gay, Matt | 0 | 0 | 0 | 48-49 | 32-34 | 144 |
| 2022 | Gay, Matt | 0 | 0 | 0 | 31-32 | 28-30 | 115 |
| 2023 | Williams, Kyren | 12 | 3 | 0 | 0-0 | 0-0 | 92 |

*2-point Conversion



Kickoff Returns



| Year | Player | No. | Yards | Avg. | Long | TD |
|------|---------------------------|-----|-------|------|------|----|
| 1942 | Magnani, Dante | 11 | 250 | 22.7 | 37 | 0 |
| 1943 | Suspended Play/W.W. II | - | - | - | - | - |
| 1944 | Reisz, Al | 12 | 285 | 23.7 | 44 | 0 |
| 1945 | Gehrke, Fred | 9 | 173 | 19.2 | 30 | 0 |
| 1946 | Gehrke, Fred | 8 | 186 | 23.2 | 28 | 0 |
| 1947 | Harmon, Tom | 9 | 208 | 23.1 | 34 | 0 |
| 1948 | Gehrke, Fred | 17 | 464 | 27.3 | 92t | 1 |
| 1949 | <i>Kalmanir, Tom</i> | 18 | 403 | 22.4 | 57 | 0 |
| 1950 | Smith, Verda (Vitamin T.) | 22 | 742 | 33.7 | 97t | 3 |
| 1951 | Davis, Glenn | 9 | 179 | 19.9 | 33 | 0 |
| 1952 | <i>Quinlan, Skeet</i> | 17 | 440 | 25.9 | 56 | 0 |
| 1953 | Lewis, Woodley | 32 | 830 | 25.9 | 69 | 0 |
| 1954 | Lewis, Woodley | 34 | 836 | 24.6 | 88t | 1 |
| 1955 | <i>Waller, Ron</i> | 17 | 461 | 27.1 | 39 | 0 |
| 1956 | <i>Wilson, Tom</i> | 15 | 477 | 31.8 | 103t | 1 |
| 1957 | Arnett, Jon | 18 | 504 | 28.0 | 98t | 1 |
| 1958 | Arnett, Jon | 16 | 331 | 20.7 | 32 | 0 |
| 1959 | Matson, Ollie | 16 | 367 | 22.9 | 48 | 0 |
| 1960 | Arnett, Jon | 17 | 416 | 24.5 | 43 | 0 |
| 1961 | Bass, Dick | 23 | 698 | 30.3 | 64 | 0 |
| 1962 | Atkins, Pervis | 28 | 676 | 24.1 | 41 | 0 |
| 1963 | Shannon, Carver | 28 | 823 | 29.4 | 99t | 1 |
| 1964 | Shannon, Carver | 18 | 442 | 24.6 | 40 | 0 |

| | | | | | | |
|------|--------------------|----|-------|------|------|---|
| 1965 | Smith, Bob | 17 | 451 | 26.9 | 56 | 0 |
| 1966 | Williams, Clarence | 15 | 420 | 28.0 | 81 | 0 |
| 1967 | Ellison, Willie | 13 | 340 | 26.2 | 58 | 0 |
| 1968 | Smith, Ron | 26 | 718 | 27.6 | 94t | 1 |
| 1969 | Smith, Ron | 27 | 585 | 21.6 | 37 | 0 |
| 1970 | Haymond, Alvin | 35 | 1,022 | 29.2 | 98t | 1 |
| 1971 | Williams, Travis | 25 | 743 | 29.7 | 105t | 1 |
| 1972 | Ellison, Willie | 14 | 345 | 24.6 | 32 | 0 |
| 1973 | Bryant, Cullen | 13 | 369 | 28.4 | 93 | 1 |
| 1974 | Bryant, Cullen | 23 | 617 | 26.8 | 84 | 1 |
| 1975 | McGee, Willie | 17 | 404 | 23.8 | 46 | 0 |
| 1976 | Bryant, Cullen | 16 | 459 | 28.7 | 90 | 1 |
| 1977 | Tyler, Wendell | 24 | 523 | 21.8 | 27 | 0 |
| 1978 | Latin, Jerry | 22 | 467 | 21.2 | 41 | 0 |
| 1979 | Hill, Drew | 40 | 803 | 20.1 | 39 | 0 |
| 1980 | Hill, Drew | 43 | 880 | 20.5 | 98t | 1 |
| 1981 | Hill, Drew | 60 | 1,170 | 19.5 | 50 | 0 |
| 1982 | Redden, Barry | 22 | 502 | 22.8 | 85 | 0 |
| 1983 | Redden, Barry | 18 | 358 | 18.8 | 43 | 0 |
| 1984 | Redden, Barry | 23 | 530 | 23.0 | 40 | 0 |
| 1985 | Brown, Ron | 28 | 918 | 32.8 | 98t | 3 |
| 1986 | Brown, Ron | 36 | 794 | 22.1 | 55 | 0 |
| 1987 | Brown, Ron | 27 | 581 | 21.5 | 95t | 1 |
| 1988 | Brown, Ron | 19 | 401 | 21.1 | 73 | 0 |
| 1989 | Brown, Ron | 47 | 968 | 20.6 | 74 | 0 |
| 1990 | Green, Gaston | 25 | 560 | 22.4 | 99t | 1 |
| 1991 | Turner, Vernon | 24 | 457 | 19.0 | 36 | 0 |
| 1992 | Turner, Vernon | 29 | 569 | 19.6 | 35 | 0 |
| 1993 | Boykin, Deral | 13 | 216 | 16.6 | 35 | 0 |
| 1994 | Lang, David | 27 | 626 | 23.2 | 57 | 0 |
| 1995 | Thomas, J.T. | 32 | 752 | 23.5 | 46 | 0 |
| 1996 | Thomas, J.T. | 30 | 643 | 21.4 | 43 | 0 |
| 1997 | Thompson, David | 49 | 1,110 | 22.7 | 56 | 0 |
| 1998 | Horne, Tony | 56 | 1,306 | 23.3 | 102t | 1 |
| 1999 | Horne, Tony | 30 | 892 | 29.7 | 101t | 2 |
| 2000 | Horne, Tony | 57 | 1,379 | 24.2 | 103t | 1 |
| 2001 | Canidate, Trung | 36 | 748 | 20.8 | 40 | 0 |
| 2002 | Wilkins, Terrence | 47 | 1,074 | 22.9 | 42 | 0 |
| 2003 | Harris, Arlen | 51 | 1,175 | 23.0 | 42 | 0 |
| 2004 | Harris, Arlen | 47 | 951 | 20.2 | 29 | 0 |
| 2005 | Johnson, Chris | 38 | 857 | 22.6 | 99t | 1 |
| 2006 | Ponder, Willie | 26 | 605 | 23.3 | 40 | 0 |
| 2007 | Hall, Dante | 29 | 729 | 25.1 | 84 | 0 |
| 2008 | Hall, Dante | 37 | 763 | 20.6 | 41 | 0 |
| 2009 | Amendola, Danny | 66 | 1,618 | 24.5 | 58 | 0 |
| 2010 | Amendola, Danny | 50 | 1,142 | 22.8 | 84 | 0 |
| 2011 | Porter, Quinn | 25 | 554 | 22.2 | 32 | 0 |
| 2012 | Givens, Chris | 23 | 539 | 23.4 | 48 | 0 |
| 2013 | Austin, Tavon | 18 | 398 | 22.1 | 32 | 0 |
| 2014 | Cunningham, Benny | 35 | 963 | 27.5 | 75 | 0 |
| 2015 | Cunningham, Benny | 25 | 714 | 28.6 | 102 | 0 |
| 2016 | Cunningham, Benny | 22 | 599 | 27.2 | 61 | 0 |
| 2017 | Cooper, Pharoh | 34 | 932 | 27.4 | 103t | 1 |
| 2018 | Countess, Blake | 17 | 419 | 24.6 | 40 | 0 |
| 2019 | Natson, JoJo | 13 | 289 | 22.2 | 30 | 0 |
| 2020 | Webster, Nsimba | 16 | 347 | 21.7 | 30 | 0 |
| 2021 | Powell, Brandon | 8 | 208 | 26.0 | 65 | 0 |
| 2022 | Powell, Brandon | 30 | 605 | 20.2 | 34 | 0 |
| 2023 | Tramell, Austin | 6 | 101 | 16.8 | 36 | 0 |



Punt Returns



| Year | Player | No. | FC | Yards | Avg. | Long | TD |
|------|---------------------------|-----|----|-------|------|------|----|
| 1941 | Hall, Parker | 13 | - | 125 | 9.6 | 25 | 0 |
| 1942 | Hall, Parker | 12 | - | 148 | 12.3 | 32 | 0 |
| 1943 | Suspended Play/W.W. II | - | - | - | - | - | - |
| 1944 | Kabealo, Mike | 7 | - | 64 | 9.1 | 16 | 0 |
| 1945 | Gehrke, Fred | 8 | - | 120 | 15.0 | 49 | 0 |
| 1946 | Gehrke, Fred | 8 | - | 59 | 7.3 | 20 | 0 |
| 1947 | Harmon, Tom | 27 | - | 392 | 14.5 | 88t | 1 |
| 1948 | Horvath, Les | 13 | - | 203 | 15.6 | 27 | 0 |
| 1949 | Smith, Verda (Vitamin T.) | 27 | - | 427 | 15.8 | 85t | 1 |
| 1950 | Smith, Verda (Vitamin T.) | 22 | - | 218 | 9.9 | 30 | 0 |
| 1951 | Smith, Verda (Vitamin T.) | 12 | - | 139 | 11.6 | 37 | 0 |
| 1952 | Lewis, Woodley | 19 | - | 351 | 18.5 | 83t | 2 |
| 1953 | Lewis, Woodley | 35 | - | 267 | 7.6 | 78 | 1 |
| 1954 | Lewis, Woodley | 22 | - | 82 | 3.7 | 16 | 0 |
| 1955 | Waller, Ron | 14 | - | 60 | 4.3 | 21 | 0 |
| 1956 | Sherman, Will | 12 | - | 100 | 8.3 | 76 | 1 |
| 1957 | Arnett, Jon | 14 | - | 85 | 6.1 | 22 | 0 |

| | | | | | | | |
|------|--------------------------------|-----------|-----------|------------|------------|-----------|----------|
| 1958 | Arnett, Jon..... | 18 | - | 223 | 12.4 | 58 | 0 |
| 1959 | Arnett, Jon..... | 17 | - | 184 | 10.8 | 71t | 1 |
| 1960 | Bass, Dick | 11 | - | 62 | 5.6 | 22 | 0 |
| 1961 | Arnett, Jon..... | 10 | - | 75 | 7.5 | 17 | 0 |
| 1962 | Atkins, Pervis | 11 | 5 | 94 | 8.5 | 45 | 0 |
| 1963 | Shannon, Carver | 15 | 11 | 132 | 8.8 | 29 | 0 |
| 1964 | Shannon, Carver..... | 15 | 6 | 81 | 5.4 | 22 | 0 |
| 1965 | Stiger, Jim | 13 | 2 | 106 | 8.2 | 22 | 0 |
| 1966 | Stiger, Jim | 33 | 7 | 259 | 7.8 | 49 | 0 |
| 1967 | Cross, Irv | 17 | 6 | 136 | 8.0 | 39 | 0 |
| 1968 | Meador, Ed | 17 | 15 | 136 | 8.0 | 40 | 0 |
| 1969 | Haymond, Alvin | 33 | 8 | 435 | 13.2 | 52 | 0 |
| 1970 | Haymond, Alvin..... | 53 | 15 | 376 | 7.1 | 30 | 0 |
| 1971 | Haymond, Alvin..... | 24 | 11 | 123 | 5.1 | 28 | 0 |
| 1972 | <i>Bertelsen, Jim</i> | 16 | 3 | 232 | 14.5 | 60 | 0 |
| 1973 | Bertelsen, Jim | 26 | 10 | 259 | 10.0 | 34 | 0 |
| 1974 | Bertelsen, Jim | 11 | 4 | 132 | 12.0 | 19 | 0 |
| 1975 | Bertelsen, Jim | 11 | 1 | 143 | 13.0 | 38 | 0 |
| 1976 | Bryant, Cullen | 29 | 2 | 321 | 11.1 | 25 | 0 |
| 1977 | Bryant, Cullen | 20 | 1 | 141 | 7.1 | 26 | 0 |
| 1978 | Wallace, Jackie | 52 | 5 | 618 | 11.9 | 58 | 0 |
| 1979 | Brown, Eddie | 56 | 19 | 332 | 5.9 | 30 | 0 |
| 1980 | <i>Irvin, LeRoy</i> | 42 | 7 | 296 | 7.0 | 26 | 0 |
| 1981 | Irvin, LeRoy | 46 | 6 | 615 | 13.4 | 84t | 3 |
| 1982 | Irvin, LeRoy | 22 | 1 | 243 | 11.0 | 63t | 1 |
| 1983 | <i>Ellard, Henry</i> | 16 | 4 | 217 | 13.6 | 72t | 1 |
| 1984 | Ellard, Henry | 30 | 3 | 403 | 13.4 | 83t | 2 |
| 1985 | Ellard, Henry | 37 | 9 | 501 | 13.5 | 80t | 1 |
| 1986 | Ellard, Henry | 14 | 11 | 127 | 9.1 | 20 | 0 |
| 1987 | Ellard, Henry | 15 | 6 | 107 | 7.1 | 29 | 0 |
| 1988 | Hicks, Clifford | 25 | 0 | 144 | 5.8 | 13 | 0 |
| 1989 | <i>Henley, Darryl</i> | 29 | 19 | 273 | 9.4 | 25 | 0 |
| 1990 | Henley, Darryl | 19 | 4 | 195 | 10.3 | 26 | 0 |
| 1991 | Turner, Vernon | 23 | 4 | 201 | 8.7 | 29 | 0 |
| 1992 | Turner, Vernon..... | 28 | 6 | 207 | 7.4 | 23 | 0 |
| 1992 | Turner, Vernon..... | 28 | 6 | 207 | 7.4 | 23 | 0 |
| 1993 | <i>Buchanan, Richard</i> | 8 | 1 | 41 | 5.1 | 12 | 0 |
| 1994 | Bailey, Johnny | 19 | 4 | 153 | 8.1 | 24 | 0 |
| 1995 | Kinchen, Todd | 53 | 7 | 416 | 7.8 | 27 | 0 |
| 1996 | <i>Kennison, Eddie</i> | 29 | 16 | 643 | 14.6 | 78t | 2 |
| 1997 | Kennison, Eddie..... | 34 | 20 | 247 | 7.3 | 43 | 0 |
| 1998 | Kennison, Eddie..... | 40 | 25 | 415 | 10.4 | 71t | 1 |
| 1999 | Hakim, Az-Zahir | 44 | 22 | 461 | 10.5 | 84t | 1 |
| 2000 | Hakim, Az-Zahir | 32 | 17 | 489 | 15.3 | 86t | 1 |
| 2001 | Hakim, Az-Zahir | 36 | 12 | 330 | 9.2 | 32 | 0 |
| 2002 | Wilkins, Terrence | 25 | 13 | 242 | 9.7 | 55 | 0 |
| 2003 | <i>Groce, DeJuan</i> | 19 | 3 | 135 | 7.1 | 19 | 0 |
| 2004 | McDonald, Shaun | 30 | 18 | 143 | 4.8 | 39 | 0 |
| 2005 | Looker, Dane | 8 | 2 | 69 | 8.6 | 17 | 0 |
| 2006 | McDonald, Shaun | 23 | 14 | 172 | 7.5 | 33 | 0 |
| 2007 | Hall, Dante | 19 | 6 | 286 | 15.1 | 85t | 1 |
| 2008 | Stanley, Derek | 11 | 4 | 101 | 9.2 | 33 | 0 |
| 2009 | Amendola, Danny | 31 | 11 | 360 | 11.6 | 56 | 0 |
| 2010 | Amendola, Danny | 40 | 18 | 452 | 11.3 | 42 | 0 |
| 2011 | Pettis, Austin | 15 | 10 | 139 | 9.3 | 39 | 0 |
| 2012 | Amendola, Danny | 17 | 10 | 122 | 7.2 | 22 | 0 |
| 2013 | <i>Austin, Tavon</i> | 33 | 11 | 280 | 8.5 | 98t | 1 |
| 2014 | Austin, Tavon | 35 | 23 | 391 | 11.2 | 78t | 1 |
| 2015 | Austin, Tavon | 34 | 15 | 268 | 7.9 | 75t | 1 |
| 2016 | Austin, Tavon | 44 | 16 | 364 | 8.3 | 47 | 0 |
| 2017 | Cooper, Pharoh..... | 32 | 8 | 399 | 12.5 | 53 | 0 |
| 2018 | Natson, JoJo | 26 | 10 | 280 | 10.8 | 60 | 0 |
| 2019 | Natson, JoJo | 19 | 20 | 149 | 7.8 | 35 | 0 |
| 2020 | Webster, Nsimba | 25 | 17 | 185 | 7.4 | 34 | 0 |
| 2021 | Powell, Brandon..... | 6.. | 4 | 133 | 22.2 | 61 | 1 |
| 2022 | Powell, Brandon..... | 24 | 19 | 177 | 7.4 | 22 | 0 |
| 2023 | Trammell, Austin | 25 | 19 | 183 | 7.3 | 29 | 0 |



Interceptions



| Year | Player | No. | Yards | Avg. | Long | TD |
|------|------------------------------|-----|-------|------|------|----|
| 1941 | Drake, Johnny (Zero) | 2 | 66 | 33.0 | 54 | 0 |
| 1942 | Jacobs, Jack | 4 | 22 | 5.5 | 22 | 0 |
| 1943 | Suspended Play/W.W. II..... | - | - | - | - | - |
| 1944 | Colella, Tom | 4 | 53 | 13.3 | 19 | 0 |
| 1945 | <i>Waterfield, Bob</i> | 6 | 92 | 15.3 | 29 | 0 |
| 1946 | Waterfield, Bob | 5 | 72 | 14.4 | 28 | 0 |
| 1947 | Harmon, Tom | 8 | 136 | 17.0 | 36 | 1 |
| 1948 | Naumetz, Fred | 4 | 75 | 18.8 | 68 | 0 |
| 1949 | <i>Sims, George</i> | 9 | 78 | 8.7 | 27 | 1 |
| 1950 | <i>Lewis, Woodley</i> | 12 | 275 | 22.9 | 36 | 0 |

| | | | | | | |
|------|--------------------------|----|-----|------|-----|---|
| 1951 | Hecker, Norb | 3 | 74 | 24.7 | 36 | 0 |
| 1952 | Lane, Dick (Night Train) | 14 | 298 | 21.3 | 80t | 2 |
| 1953 | Hecker, Norb | 7 | 91 | 13.0 | 24 | 0 |
| 1954 | Sherman, Will | 6 | 70 | 11.7 | 28 | 0 |
| 1955 | Sherman, Will | 11 | 101 | 9.2 | 36 | 0 |
| 1956 | Sherman, Will | 4 | 122 | 30.5 | 95t | 1 |
| 1957 | Richter, Les | 4 | 60 | 15.0 | 25 | 0 |
| 1958 | Burroughs, Don | 7 | 72 | 10.3 | 46 | 0 |
| 1959 | Meador, Ed | 3 | 3 | 1.0 | 3 | 0 |
| 1960 | Britt, Charley | 5 | 117 | 23.4 | 73t | 1 |
| 1961 | Crow, Lindon | 6 | 117 | 19.5 | 31 | 0 |
| 1962 | Crow, Lindon | 5 | 100 | 20.0 | 65t | 1 |
| 1963 | Meador, Ed | 6 | 38 | 6.3 | 20 | 0 |
| 1964 | Richardson, Jerry | 5 | 146 | 29.2 | 41 | 0 |
| 1965 | Martin, Aaron | 2 | 60 | 30.0 | 37t | 1 |
| 1966 | Williams, Clarence | 8 | 97 | 12.1 | 32t | 1 |
| 1967 | Meador, Ed | 8 | 103 | 12.9 | 30t | 2 |
| 1968 | Williams, Clarence | 7 | 51 | 7.3 | 36 | 0 |
| 1969 | Meador, Ed | 5 | 97 | 19.4 | 38t | 2 |
| 1970 | Williams, Clarence | 5 | 108 | 21.6 | 65t | 1 |
| 1971 | Howard, Gene | 6 | 99 | 16.5 | 35 | 0 |
| 1972 | Nettles, Jim | 6 | 168 | 28.0 | 43 | 0 |
| 1973 | Stukes, Charlie | 5 | 104 | 20.8 | 42 | 0 |
| 1974 | Elmendorf, Dave | 7 | 186 | 26.6 | 57t | 2 |
| 1975 | Simpson, Bill | 6 | 90 | 15.0 | 29 | 0 |
| 1976 | Jackson, Monte | 10 | 173 | 17.3 | 46 | 3 |
| 1977 | Simpson, Bill | 6 | 157 | 26.2 | 42 | 0 |
| 1978 | Perry, Rod | 8 | 117 | 14.6 | 44t | 3 |
| 1979 | Cromwell, Nolan | 5 | 109 | 21.8 | 34 | 0 |
| 1980 | Cromwell, Nolan | 8 | 140 | 17.5 | 34 | 1 |
| 1981 | Cromwell, Nolan | 5 | 94 | 18.8 | 94t | 1 |
| 1982 | Perry, Rod | 3 | 57 | 19.0 | 33 | 0 |
| 1983 | Collins, Kirk | 5 | 113 | 22.6 | 58 | 0 |
| 1984 | Irvin, LeRoy | 5 | 166 | 33.2 | 81t | 2 |
| 1985 | Green, Gary | 6 | 84 | 14.0 | 41t | 1 |
| 1986 | Gray, Jerry | 8 | 101 | 12.6 | 28 | 0 |
| 1987 | Irvin, LeRoy | 2 | 47 | 23.5 | 47t | 1 |
| 1988 | Johnson, Johnnie | 4 | 18 | 4.5 | 11 | 0 |
| 1989 | Gray, Jerry | 6 | 48 | 8.0 | 27t | 1 |
| 1990 | Humphery, Bobby | 4 | 52 | 13.0 | 44t | 1 |
| 1991 | Gray, Jerry | 3 | 83 | 27.7 | 59t | 1 |
| 1992 | Henley, Darryl | 4 | 41 | 10.3 | 25 | 0 |
| 1993 | Bailey, Robert | 2 | 41 | 20.5 | 41 | 0 |
| 1994 | Pope, Marquez | 3 | 66 | 22.0 | 51 | 0 |
| 1995 | Wright, Toby | 6 | 79 | 13.2 | 27 | 0 |
| 1996 | Lyle, Keith | 9 | 152 | 16.9 | 68 | 0 |
| 1997 | McNeil, Ryan | 9 | 127 | 14.1 | 75t | 1 |
| 1998 | Lyght, Todd | 3 | 30 | 10.0 | 17 | 0 |
| | Lyle, Keith | 3 | 20 | 6.7 | 20 | 0 |
| 1999 | Lyght, Todd | 6 | 112 | 18.7 | 57t | 1 |
| 2000 | McCleon, Dexter | 8 | 28 | 3.5 | 23 | 0 |
| 2001 | Bly, Dre' | 6 | 150 | 25.0 | 93t | 2 |
| 2002 | Herring, Kim | 3 | 38 | 12.7 | 36 | 0 |
| 2003 | Fisher, Travis | 4 | 205 | 51.3 | 74t | 2 |
| | Williams, Aeneas | 4 | 82 | 20.5 | 46t | 1 |
| | Butler, Jerametrius | 4 | 72 | 18.0 | 45 | 0 |
| | Polley, Tommy (LB) | 4 | 32 | 8.0 | 22 | 0 |
| 2004 | Butler, Jerametrius | 5 | 15 | 3.0 | 10 | 0 |
| 2005 | Furrey, Mike | 4 | 143 | 35.8 | 67t | 1 |
| 2006 | Bartell, Ron | 3 | 63 | 21.0 | 38t | 1 |
| | Hill, Tye | 3 | 20 | 6.7 | 14 | 0 |
| | Brown, Fakhir | 3 | 17 | 5.7 | 20 | 0 |
| | Atogwe, Oshiomogho | 3 | 8 | 2.7 | 7 | 0 |
| 2007 | Atogwe, Oshiomogho | 8 | 125 | 15.6 | 52t | 1 |
| 2008 | Atogwe, Oshiomogho | 5 | 91 | 18.2 | 43 | 0 |
| 2009 | Butler, James | 3 | 17 | 5.6 | 17 | 0 |
| 2010 | Feltcher, Bradley | 4 | 41 | 10.3 | 28 | 0 |
| 2011 | Gordy, Josh | 3 | 37 | 12.3 | 30 | 0 |
| 2012 | Jenkins, Janoris | 4 | 150 | 37.5 | 41t | 3 |
| 2013 | Johnson, Trumaine | 3 | 36 | 12.0 | 29 | 0 |
| 2014 | Johnson, Trumaine | 3 | 69 | 23.0 | 43t | 1 |
| 2015 | Johnson, Trumaine | 7 | 136 | 19.4 | 58t | 1 |
| 2016 | Alexander, Maurice | 2 | 19 | 9.5 | 19 | 0 |
| | Barron, Mark | 2 | 8 | 4.0 | 7 | 0 |
| | McDonald, T.J. | 2 | 0 | 0.0 | 0 | 0 |
| | Ogletree, Alec | 2 | 15 | 7.5 | 8 | 0 |
| 2017 | Joyner, Lamarcus | 3 | 104 | 34.7 | 46 | 1 |
| | Barron, Mark | 3 | 29 | 9.7 | 15 | 0 |
| 2018 | Johnson III, John | 4 | 46 | 11.5 | 35 | 0 |
| 2019 | Six Players | 2 | - | - | - | - |
| 2020 | Williams, Darious | 4 | 21 | 5.3 | 19 | 0 |
| 2021 | Ramsey, Jalen | 4 | 41 | 10.3 | 25 | 0 |
| | Rapp, Taylor | 4 | 31 | 7.8 | 18 | 0 |
| 2022 | Ramsey, Jalen | 4 | 53 | 13.3 | 28 | 0 |
| 2023 | Fuller, Jordan | 3 | 39 | 13.0 | 21 | 0 |
| | Witherspoon, Ahkello | 3 | 17 | 5.7 | 17 | 0 |



Tackles



| Year | Player | Solo | Assists | Total |
|------|-------------------------|------|---------|-------|
| 1962 | McKeever, Marlin (LB) | 58 | 31 | 89 |
| 1963 | Pardee, Jack (LB) | 46 | 25 | 71 |
| 1964 | Jones, David (DE) | 75 | 22 | 97 |
| 1965 | Jones, David (DE) | 68 | 27 | 95 |
| 1966 | Jones, David (DE) | 98 | 14 | 112 |
| 1967 | Jones, David (DE) | 100 | 39 | 139 |
| 1968 | Jones, David (DE) | 87 | 23 | 110 |
| 1969 | Jones, David (DE) | 59 | 55 | 114 |
| 1970 | Pottios, Myton (LB) | 62 | 26 | 88 |
| 1971 | McKeever, Marlin (LB) | 76 | 32 | 108 |
| 1972 | Robinson, Isiah (LB) | 59 | 23 | 82 |
| 1973 | Reynolds, Jack (LB) | 58 | 28 | 86 |
| 1974 | Reynolds, Jack (LB) | 72 | 29 | 101 |
| 1975 | Reynolds, Jack (LB) | 74 | 38 | 112 |
| 1976 | Reynolds, Jack (LB) | 89 | 31 | 120 |
| 1977 | Elmendorf, Dave (S) | 59 | 35 | 94 |
| 1978 | Youngblood, Jim (LB) | 80 | 43 | 120 |
| 1979 | Reynolds, Jack (LB) | 83 | 61 | 144 |
| 1980 | Reynolds, Jack (LB) | 81 | 38 | 119 |
| 1981 | Ekern, Carl (LB) | 85 | 46 | 131 |
| 1982 | Andrews, George (LB) | 47 | 20 | 67 |
| 1983 | Ekern, Carl (LB) | 94 | 36 | 130 |
| 1984 | Collins, Jim (LB) | 142 | 43 | 185 |
| 1985 | Collins, Jim (LB) | 103 | 37 | 140 |
| 1986 | Newsome, Vince (S) | 91 | 22 | 113 |
| 1987 | Collins, Jim (LB) | 78 | 12 | 90 |
| 1988 | Ekern, Carl (LB) | 64 | 29 | 93 |
| 1989 | Newsome, Vince (S) | 64 | 25 | 89 |
| 1990 | Newsome, Vince (S) | 74 | 18 | 92 |
| 1991 | Kelm, Larry (LB) | 88 | 17 | 105 |
| 1992 | Greene, Kevin (LB) | 75 | 12 | 87 |
| 1993 | Phifer, Roman (LB) | 96 | 21 | 117 |
| 1994 | Conlan, Shane (LB) | 82 | 24 | 106 |
| 1995 | Phifer, Roman (LB) | 106 | 43 | 149 |
| 1996 | Phifer, Roman (LB) | 123 | 47 | 170 |
| 1997 | Jones, Robert (LB) | 72 | 43 | 115 |
| 1998 | Jenkins, Billy (S) | 90 | 31 | 121 |
| 1999 | Fletcher, London (LB) | 80 | 58 | 138 |
| 2000 | Fletcher, London (LB) | 117 | 76 | 193 |
| 2001 | Fletcher, London (LB) | 113 | 76 | 189 |
| 2002 | Archuleta, Adam (S) | 101 | 48 | 149 |
| 2003 | Tinoisamoa, Pisa (LB) | 70 | 51 | 121 |
| 2004 | Tinoisamoa, Pisa (LB) | 100 | 45 | 145 |
| 2005 | Tinoisamoa, Pisa (LB) | 91 | 43 | 134 |
| 2006 | Witherspoon, Will (LB) | 104 | 32 | 136 |
| 2007 | Witherspoon, Will (LB) | 103 | 29 | 132 |
| 2008 | Tinoisamoa, Pisa (LB) | 88 | 47 | 135 |
| 2009 | Laurinaitis, James (LB) | 98 | 48 | 146 |
| 2010 | Laurinaitis, James (LB) | 98 | 16 | 114 |
| 2011 | Laurinaitis, James (LB) | 101 | 41 | 142 |
| 2012 | Laurinaitis, James (LB) | 132 | 42 | 174 |
| 2013 | Ogletree, Alec (LB) | 124 | 31 | 155 |
| 2014 | Ogletree, Alec (LB) | 110 | 59 | 169 |
| 2015 | Barron, Mark (LB/S) | 107 | 28 | 135 |
| 2016 | Ogletree, Alec (LB) | 132 | 39 | 171 |
| 2017 | Ogletree, Alec (LB) | 77 | 51 | 128 |
| 2018 | Littleton, Cory (LB) | 90 | 35 | 125 |
| 2019 | Littleton, Cory (LB) | 78 | 56 | 134 |
| 2020 | Johnson III, John (S) | 69 | 32 | 105 |
| 2021 | Fuller, Jordan (DB) | 63 | 50 | 113 |
| 2022 | Wagner, Bobby (LB) | 81 | 59 | 140 |
| 2023 | Jones, Ernest (LB) | 74 | 71 | 145 |



Sacks (not an official stat until 1982)



| Year | Player | No. |
|------|----------------------|-----|
| 1950 | Jack Zilly (DE) | 7.0 |
| 1951 | Larry Brink (DE) | 3.0 |
| 1952 | Andy Robustelli (DE) | 7.5 |
| 1953 | Andy Robustelli (DE) | 8.0 |
| 1954 | Andy Robustelli (DE) | 4.0 |
| 1955 | Andy Robustelli (DE) | 6.0 |
| 1956 | Paul Miller (DE) | 6.0 |
| 1957 | Dick Daugherty (LB) | 8.0 |
| 1958 | Lou Michaels (DE) | 6.0 |
| 1959 | George Struger (DT) | 5.0 |
| 1960 | Gene Brito (DE) | 7.0 |

| | | |
|-------------|---------------------------|-------------|
| 1961 | Lamar Lundy (DE) | 11.0 |
| 1962 | Deacon Jones (DE) | 12.0 |
| 1963 | Lamar Lundy (DE) | 9.0 |
| 1964 | Deacon Jones (DE) | 22.0 |
| 1965 | Deacon Jones (DE) | 19.0 |
| 1966 | Deacon Jones (DE) | 18.0 |
| 1967 | Deacon Jones (DE) | 21.0 |
| 1968 | Deacon Jones (DE) | 22.0 |
| 1969 | Deacon Jones (DE) | 15.0 |
| 1970 | Deacon Jones (DE) | 12.0 |
| 1971 | Coy Bacon (DE) | 11.0 |
| 1972 | Coy Bacon (DE) | 11.5 |
| 1973 | Jack Youngblood (DE) | 16.5 |
| 1974 | Jack Youngblood (DE) | 15.0 |
| 1975 | Jack Youngblood (DE) | 15.0 |
| 1976 | Jack Youngblood (DE) | 14.5 |
| | Larry Brooks (DT) | 14.5 |
| 1977 | Jack Youngblood (DE) | 8.5 |
| 1978 | Larry Brooks (DE) | 8.0 |
| 1979 | Jack Youngblood (DE) | 18.0 |
| 1980 | Jack Youngblood (DE) | 11.5 |
| 1981 | Jack Youngblood (DE) | 12.5 |
| 1982 | Mike Fanning (DT) | 5.0 |
| 1983 | Jack Youngblood (DE) | 10.5 |
| 1984 | Jack Youngblood (DE) | 9.5 |
| 1985 | Mike Wilcher (LB) | 12.5 |
| 1986 | Gary Jeter (DE) | 8.0 |
| 1987 | Gary Jeter (DE) | 7.0 |
| 1988 | Kevin Greene (LB) | 16.5 |
| 1989 | Kevin Greene (LB) | 16.5 |
| 1990 | Kevin Greene (LB) | 13.0 |
| 1991 | Kevin Greene (LB) | 3.0 |
| | Gerald Robinson (DE) | 3.0 |
| 1992 | Kevin Greene (LB) | 10.0 |
| 1993 | Sean Gilbert (DT) | 10.5 |
| 1994 | Robert Young (DE) | 6.5 |
| 1995 | D'Marco Farr (DT) | 11.0 |
| 1996 | Kevin Carter (DE) | 9.5 |
| 1997 | Leslie O'Neal (DE) | 10.0 |
| 1998 | Kevin Carter (DE) | 12.0 |
| 1999 | Kevin Carter (DE) | 17.0 |
| 2000 | Grant Wistrom (DE) | 11.0 |
| 2001 | Leonard Little (DE) | 14.5 |
| 2002 | Leonard Little (DE) | 12.0 |
| 2003 | Leonard Little (DE) | 12.5 |
| 2004 | Bryce Fisher (DE) | 8.5 |
| 2005 | Leonard Little (DE) | 9.5 |
| 2006 | Leonard Little (DE) | 13.0 |
| 2007 | Will Witherspoon (LB) | 7.0 |
| 2008 | James Hall (DE) | 6.5 |
| 2009 | Leonard Little (DE) | 6.5 |
| 2010 | James Hall (DE) | 10.5 |
| 2011 | Chris Long (DE) | 13.0 |
| 2012 | Chris Long (DE) | 11.5 |
| 2013 | Robert Quinn (DE) | 19.0 |
| 2013 | Robert Quinn (DE) | 10.5 |
| 2015 | Aaron Donald (DT) | 11.0 |
| 2016 | Aaron Donald (DT) | 8.0 |
| 2017 | Aaron Donald (DT) | 11.0 |
| 2018 | Aaron Donald (DT) | 20.5 |
| 2019 | Aaron Donald (DT) | 12.5 |
| 2020 | Aaron Donald (DT) | 13.5 |
| 2021 | Aaron Donald (DT) | 12.5 |
| 2022 | Leonard Floyd (LB) | 9.0 |
| 2023 | Turner, Kobie (NT) | 9.0 |



Individual Records



Service



Most Seasons

| | |
|----|---|
| 20 | Jackie Slater, 1976-95 |
| 15 | Charlie Cowan, 1961-75 Joe Scibelli, 1961-75 Merlin Olsen, 1962-76 |
| 14 | Jack Youngblood, 1971-84 Doug Smith, 1978-91 Isaac Bruce, 1994-2007 |

Most Games Played

| | |
|-----|------------------------|
| 259 | Jackie Slater, 1976-95 |
| 208 | Merlin Olsen, 1962-76 |
| 206 | Charlie Cowan, 1961-75 |

Most Consecutive Games Played

| | |
|-----|--------------------------|
| 201 | Jack Youngblood, 1971-84 |
| 198 | Merlin Olsen, 1962-76 |
| 184 | Tom Mack, 1966-1978 |



Scoring



Most Seasons Leading Team

| | |
|---|---|
| 9 | Jeff Wilkins, 1997-99, 2002-07 |
| 7 | Greg Zuerlein, 2012-2017, 2019 Bob Waterfield, 1946-52 |
| 6 | Bruce Gossett, 1964-69 Mike Lansford, 1982-90 |

Most Consecutive Seasons Leading Team

| | |
|---|--|
| 6 | Bruce Gossett, 1964-69 Mike Lansford, 1984-89 Bob Waterfield, 1945-50 Jeff Wilkins, 2002-07 Greg Zuerlein, 2012-2017 |
| 5 | David Ray, 1970-74 |
| 4 | Danny Villaneuva, 1960-63 Tony Zendejas, 1991-94 |



Points



Career

| | |
|-------|---|
| 1,223 | Jeff Wilkins, 1997-2007 (428 pat, 265 fg) |
| 867 | Greg Zuerlein, 2012-19 (264 pat, 201 fg) |
| 789 | Mike Lansford, 1982-90 (315 pat, 158 fg) |

Season

| | |
|-----|---|
| 163 | Jeff Wilkins, 2003 (39 fg, 46 pat) |
| 160 | Marshall Faulk, 2000 (26 td, 2 two-point conv.) |
| 158 | Greg Zuerlein, 2017 (36 fg, 35 pat) |

Season, Rookie

| | |
|-----|-------------------------------------|
| 120 | Eric Dickerson, 1983 (20 td) |
| 118 | Frank Corral, 1978 (31 pat, 29 fg) |
| 95 | Greg Zuerlein, 2012 (26 pat, 23 fg) |

Game

| | |
|----|---|
| 24 | Bob Shaw, vs. Washington, 12/11/49 (4 td) Elroy Hirsch, vs. New York Yanks, 9/28/51 (4 td) Harold Jackson, vs. Dallas, 10/14/73 (4 td) Az-Zahir Hakim, at Cincinnati, 10/3/99 (4 td) Isaac Bruce, vs. San Francisco, 10/10/99 (4 td) Marshall Faulk, at San Francisco, 10/29/00 (4 td) Marshall Faulk, vs. Minnesota, 12/10/00 (4 td) Marshall Faulk, at Tampa Bay, 12/18/00 (4 td) Marshall Faulk, vs. Indianapolis, 12/30/01 (4 td) Marshall Faulk, vs. Seattle, 10/20/02 (4 td) Steven Jackson, at Minnesota, 12/31/06 (4 td) Todd Gurley II, at Seattle, 12/17/17 (4 td) |
| 23 | Greg Zuerlein, at Dallas, 10/1/17 (7 fg, 2 pat) |
| 22 | Todd Gurley II, vs. Arizona, 9/16/18 (3 td, 2-2pt.) |
| 21 | Jeff Wilkins, vs. San Diego, 10/1/00 (5 fg, 6 pat) |

Game, Opponent

| | |
|----|---|
| 26 | Gordy Soltau, at San Francisco, 10/28/51 (3 td, 1 fg, 5 pat) |
| 24 | Many times, last by Ron Moore, at Phoenix, 12/4/93 (4 td) |
| 21 | Two times, last by Rich Karlis, at Minnesota, 11/15/89 (7 fg) |



Touchdowns



Career

| | |
|----|--|
| 85 | Marshall Faulk, 1999-2006 (58 r, 27 p) |
| 84 | Isaac Bruce, 1994-2007 (84 p) |
| 74 | Torry Holt, 1999-2008 (74 p) |

Season

| | |
|----|--|
| 26 | Marshall Faulk, 2000 (18 r, 8 p) |
| 21 | Todd Gurley II, 2018 (17 r, 4 p) Marshall Faulk, 2001 (12 r, 9 p) |

Game

| | |
|---|--|
| 4 | Bob Shaw, vs. Washington, 12/11/49 (4 p) Elroy Hirsch, vs. New York Yanks, 9/28/51 (4 p) Harold Jackson, vs. Dallas, 10/14/73 (4 p) Az-Zahir Hakim, at Cincinnati, 10/3/99 (3p, 1 pr) Isaac Bruce, vs. San Francisco, 10/10/99 (4 p) Marshall Faulk, at San Francisco, 10/29/00 (2 r, 2 p) Marshall Faulk, vs. Minnesota, 12/10/00 (4 r) Marshall Faulk, at Tampa Bay, 12/18/00 (3 r, 1 p) Marshall Faulk, vs. Indianapolis, 12/30/01 (3 r, 1 p) Marshall Faulk, vs. Seattle, 10/20/02 (3 r, 1 p) Steven Jackson, at Minnesota, 12/31/06 (3 r, 1 p) Todd Gurley II, at Seattle, 12/17/17 (3 r, 1 p) |
| 3 | Many times, last by Cam Akers, vs Denver, 12/25/22 (3 r) |
| 2 | Many times, last by Tyler Higbee vs Denver, 12/25/22 (2 p) |

Game, Opponent

| | |
|---|---|
| 4 | Lenny Moore, at Baltimore, 10/16/60 (4 r) Ron Moore, at Phoenix, 12/4/93 (4 r) |
| 3 | Many times, last by Torrey Smith, Baltimore, 9/25/11 |
| 2 | Many times, Last by Austin Ekeler, vs. Los Angeles, 1/1/23 (2 r) |

Most Consecutive Games Scoring Touchdown

| | |
|----|--|
| 13 | Todd Gurley II, 2017-18 |
| 11 | Elroy Hirsch, 1950-51 |
| 10 | Eric Dickerson, 1983 Greg Bell, 1988-89 |
| 9 | Marshall Faulk, 2001-02 |



Point After Attempts



Most Attempted, Career

| | |
|-----|-------------------------|
| 429 | Jeff Wilkins, 1997-2007 |
| 336 | Bob Waterfield, 1945-52 |
| 325 | Mike Lansford, 1982-90 |

Most Attempted, Season

| | |
|----|--|
| 64 | Jeff Wilkins, 1999 |
| 58 | Bob Waterfield, 1950 Jeff Wilkins, 2001 |

Most Attempted, Game

| | |
|---|---|
| 9 | Bob Waterfield, vs. Baltimore, 10/22/50 |
| 8 | Paige Cothren, vs. San Francisco, 11/9/58 Tom Dempsey, vs. Atlanta, 12/4/76 Chip Lohmiller, vs. Atlanta, 11/10/96 |
| 7 | Many times, last by Greg Zuerlein, vs. Oak., 11/30/14 |

Most Made, Career

| | |
|-----|---|
| 428 | Jeff Wilkins, 1997-2007 |
| 315 | Bob Waterfield, 1945-52 Mike Lansford, 1982-90 |
| 264 | Greg Zuerlein, 2012-19 |

Most Made, Season

| | |
|----|----------------------|
| 64 | Jeff Wilkins, 1999 |
| 58 | Jeff Wilkins, 2001 |
| 54 | Bob Waterfield, 1950 |

Most Made, Game

| | |
|---|--|
| 9 | Bob Waterfield, vs. Baltimore, 10/22/50 |
| 8 | Paige Cothren, vs. San Francisco, 11/9/58 |
| 7 | Bob Waterfield, at New York Giants, 11/14/48 Bruce Gossett, vs. New York Giants, 11/13/66 Jeff Wilkins, vs. Carolina, 11/11/01 Greg Zuerlein, vs. Oakland, 11/30/14 |

Most Made, Game, Opponent

| | |
|---|---|
| 8 | Tom Feamster, at Baltimore, 11/25/56 |
| | Cliff Patton, at Philadelphia, 10/7/50 |
| 7 | Bob Jencks, vs. Chicago, 10/13/63 |
| 6 | Many times, last by S. Gostkowski, vs. NE, 10/28/12 |

Most Consecutive Made

| | |
|-----|-------------------------|
| 371 | Jeff Wilkins, 1999-2007 |
| 165 | Bruce Gossett, 1965-69 |
| 102 | David Ray, 1970-72 |

Highest Percentage Made, Career (80 attempts minimum)

| | |
|------|-------------------------------------|
| 99.8 | Jeff Wilkins, 1997-2007 (403-404) |
| 98.7 | Josh Brown, 2008-11 (79-80) |
| 98.2 | Danny Villanueva, 1960-63 (111-113) |

Most Made, No Misses, Season

| | |
|----|---------------------|
| 64 | Jeff Wilkins, 1999 |
| 58 | Jeff Wilkins, 2001 |
| 51 | Mike Lansford, 1989 |



Two Point Conversions


Most Two Point Conversions, Career

| | |
|---|---------------------------|
| 7 | Marshall Faulk, 1999-2006 |
| 4 | Todd Gurley II, 2015-19 |
| 3 | Isaac Bruce, 1994-2007 |
| 2 | Jerome Bettis, 1993-95 |
| | Tony Banks, 1996-98 |
| | Ricky Proehl, 1998-2002 |

Most Two Point Conversions, Season

| | |
|---|-------------------------------|
| 2 | Jerome Bettis, 1994 |
| | Marshall Faulk, 2000 |
| | Marshall Faulk, 2004 |
| | Todd Gurley II, 2018 |
| | Matthew Stafford, 2023 |
| | Tutu Atwell, 2023 |

1 Many times, last by Carson Wentz, 2023

Most Two Point Conversions, Game

| | |
|---|---|
| 2 | Marshall Faulk, vs. Atlanta, 10/15/00 (2 runs) |
| | Todd Gurley II, vs. Arizona, 9/16/18 (2 runs) |
| 1 | Many times, last by Kyren Williams, vs. Commanders 12/17/23 |

Most Two Point Conversions, Opponent, Season

| | |
|---|--------------------------------|
| 2 | Terance Mathis, Atlanta, 1994 |
| 2 | Reggie Bush, New Orleans, 2007 |

Most Two Point Conversions, Opponent, Game

| | |
|---|--|
| 2 | Reggie Bush, at New Orleans, 11/11/07 (2 runs) |
| 1 | Many times, last by Latavius Murray, vs. Denver, 12/25/22 (rush) |



Field Goals


Most Attempted, Career

| | |
|-----|-------------------------|
| 328 | Jeff Wilkins, 1997-2007 |
| 245 | Greg Zuerlein, 2012-19 |
| 217 | Mike Lansford, 1982-90 |

Most Attempted, Season

| | |
|----|---------------------|
| 49 | Bruce Gossett, 1966 |
| 47 | David Ray, 1973 |
| 45 | David Ray, 1970 |

Most Attempted, Game

| | |
|---|---|
| 7 | Bob Waterfield, vs. Detroit, 12/9/51 |
| | Jeff Wilkins, vs. Denver, 9/10/06 |
| | Greg Zuerlein, at Dallas, 10/1/17 |
| 6 | Five times, last by David Ray, at New Orleans, 11/26/72 |
| 5 | Many times, last by Greg Zuerlein, vs. Denver, 11/17/14 |

Most Attempted, Opponent, Game

| | |
|---|---|
| 7 | Rich Karlis, at Minnesota, 11/5/89 |
| 6 | Five times, last by John Carney, vs. New Orleans, 9/26/04 |
| 5 | Many times, last by Blair Walsh, vs. Minnesota, 12/16/12 |

Most Made, Career

| | |
|-----|-------------------------|
| 265 | Jeff Wilkins, 1997-2007 |
| 201 | Greg Zuerlein, 2012-19 |
| 158 | Mike Lansford, 1982-90 |

Most Made, Season

| | |
|----|----------------------|
| 39 | Jeff Wilkins, 2003 |
| 38 | Greg Zuerlein, 2017 |
| 33 | Josh Brown, 2010 |
| | Rafael Septien, 1977 |

Most Made, Season, Rookie

| | |
|----|---------------------|
| 29 | Frank Corral, 1978 |
| 23 | Greg Zuerlein, 2012 |
| 18 | Bruce Gossett, 1964 |

Most Made, Game

| | |
|---|---|
| 7 | Greg Zuerlein, at Dallas, 10/1/17 |
| 6 | Jeff Wilkins, vs. Denver, 9/10/06 |
| 5 | Four times, last by Greg Zuerlein, vs. Denver, 11/16/14 |

Most Made, Opponent, Game

| | |
|---|---|
| 7 | Rich Karlis, at Minnesota, 11/5/89 |
| 5 | Many times, last by C. Catanzaro, at Arizona, 10/4/15 |
| 4 | Evan McPherson at Cincinnati, 9/25/23 |

Most Consecutive Field Goals Made

| | |
|----|--------------------------|
| 30 | Jeff Wilkins, 1999-2001 |
| 19 | Jeff Wilkins, 2003 |
| 18 | Greg Zuerlein, 2016-2017 |

Most Consecutive Games, Made Field Goal

| | |
|----|------------------------|
| 27 | Jeff Wilkins, 2002-04 |
| 20 | David Ray, 1970-71 |
| 19 | Bruce Gossett, 1967-68 |

Longest Field Goal

| | |
|----|---|
| 61 | Greg Zuerlein, at Minnesota, 11/8/15 |
| 60 | Greg Zuerlein, vs. Seattle, 9/30/12 |
| 58 | Three times, most recently, Matt Gay, vs. New Orleans, 11/20/22 |
| 57 | Twice, most recently, Matt Gay, vs. Buffalo, 9/8/22 |

Longest Field Goal, Opponent

| | |
|----|---|
| 58 | Brandon Aubrey at Dallas, 10/29/23 |
| 57 | Jake Moody vs. San Francisco, 9/7/23 |
| 56 | Joe Nedney, vs. San Francisco, 12/24/05 |

Most Made, 50 or More Yards, Career

| | |
|----|-------------------------|
| 33 | Greg Zuerlein, 2012-19 |
| 26 | Jeff Wilkins, 1997-2007 |
| 15 | Josh Brown, 2008-2011 |
| | Matt Gay, 2020-Present |

Most Made, 50 or More Yards, Season

| | |
|---|--------------------------------|
| 7 | Matt Gay, 2022 |
| | Greg Zuerlein, 2012 |
| 6 | Greg Zuerlein, 2017 |
| | Tony Zendejas, 1993 |
| | Josh Brown, 2008 |
| | Josh Brown, 2009 |
| 4 | Jeff Wilkins, 2003, 2004, 2005 |
| | Greg Zuerlein, 2014, 2018 |
| | Matt Gay, 2021 |

Most Made, 50 or More Yards, Game

| | |
|---|--|
| 2 | Eight times, last by Matt Gay, vs Den, 12/25/22 |
| 1 | many times, last by Lucas Havrisik, at GB, 11/5/23 |

Most Made, 50 or More Yards, Game, Opponent

| | |
|---|--|
| 3 | Blair Walsh, vs. Minnesota, 12/16/12 |
| 2 | Tom Dempsey, vs. New Orleans, 12/6/70 |
| | Mick Luckhurst, vs. Atlanta, 10/7/84 |
| | John Carney, vs. New Orleans, 9/26/04 |
| | Nick Folk, vs. New York Jets, 11/19/12 |

Highest Field Goal Percentage, Career (50 attempts)

| | |
|-------|-----------------------------------|
| 92.50 | Matt Gay, 2020-Present (74-80) |
| 82.04 | Greg Zuerlein, 2012-19 (201-245) |
| 81.88 | Josh Brown, 2008-11 (104-127) |
| 80.79 | Jeff Wilkins, 1997-2007 (265-328) |

Highest Field Goal Percentage, Season

| | |
|-------|-----------------------------|
| 100.0 | Tony Zendejas, 1991 (17-17) |
| | Jeff Wilkins, 2000 (17-17) |
| 95.00 | Greg Zuerlein, 2017 (38-40) |
| 94.10 | Matt Gay, 2021 (32-34) |
| 93.30 | Matt Gay, 2022 (28-30) |



Safeties


Most, Career

| | |
|---|--------------------------|
| 3 | Kevin Greene, 1985-92 |
| 2 | Fred Dryer, 1972-81 |
| | Jack Youngblood, 1971-84 |
| | Kevin Carter, 1995-2000 |

Most, Season

| | |
|----|------------------|
| †2 | Fred Dryer, 1973 |
|----|------------------|

Most, Game

| | |
|----|---|
| *2 | Fred Dryer, vs. Green Bay, 10/21/73 |
| 1 | Many players, last by Aaron Donald and Kobie Turner, vs. Cleveland, 12/3/23 |

Most, Game, Opponent

| | |
|---|---|
| 1 | Many times, last by Justin Pugh, vs Arizona, 01/03/21 |
|---|---|

*NFL Record

† Ties NFL Record



Rushing



Most Seasons Leading Team

| | |
|---|------------------------------|
| 8 | Steven Jackson, 2005-12 |
| 6 | Marshall Faulk, 1999-2006 |
| 5 | Todd Gurley II, 2015-19 |
| 4 | Lawrence McCutcheon, 1973-77 |
| 4 | Dick Bass, 1962-66 |
| 4 | Eric Dickerson, 1983-86 |

Most Consecutive Seasons Leading Team

| | |
|---|------------------------------|
| 8 | Steven Jackson, 2005-12 |
| 6 | Marshall Faulk, 1999-2006 |
| 5 | Todd Gurley II, 2015-Present |
| 4 | Lawrence McCutcheon, 1973-77 |
| 4 | Eric Dickerson, 1983-86 |



Rushing Attempts



Career

| | |
|-------|---------------------------|
| 2,395 | Steven Jackson, 2004-12 |
| 1,525 | Eric Dickerson, 1983-87 |
| 1,447 | Marshall Faulk, 1999-2006 |

Season

| | |
|-----|----------------------|
| 404 | Eric Dickerson, 1986 |
| 390 | Eric Dickerson, 1983 |
| 379 | Eric Dickerson, 1984 |

Season, Rookie

| | |
|------|----------------------|
| †390 | Eric Dickerson, 1983 |
| 294 | Jerome Bettis, 1993 |
| 250 | Zac Stacy, 2013 |

Game

| | |
|----|---|
| 39 | Jerome Bettis, vs. Chicago, 1/2/94 |
| 38 | Eric Dickerson, at St. Louis, 9/7/86 |
| 36 | Charles White, at Philadelphia, 9/15/85 |

Game, Opponent

| | |
|----|---|
| 41 | Rodney Hampton, at New York Giants, 9/19/93 |
| | Gerald Riggs, at Atlanta, 11/17/85 |
| 35 | Lynn Cain, Atlanta, 10/7/84 |
| | Gerald Riggs, Atlanta, 10/12/86 |
| 33 | Shaun Alexander, at Seattle, 11/13/05 |
| | Maurice Jones-Drew, at Jacksonville, 10/18/09 |



Rushing Yards



Career

| | |
|--------|---------------------------|
| 10,135 | Steven Jackson, 2004-12 |
| 7,245 | Eric Dickerson, 1983-87 |
| 6,959 | Marshall Faulk, 1999-2006 |

Season

| | |
|--------|----------------------|
| *2,105 | Eric Dickerson, 1984 |
| 1,821 | Eric Dickerson, 1986 |
| 1,808 | Eric Dickerson, 1983 |

Season, Rookie

| | |
|-------|----------------------|
| 1,808 | Eric Dickerson, 1983 |
| 1,429 | Jerome Bettis, 1993 |
| 1,106 | Todd Gurley II, 2015 |
| 973 | Zac Stacy, 2013 |

Game

| | |
|-----|--|
| 247 | Willie Ellison, vs. New Orleans, 12/5/71 |
| 223 | Tom Wilson, vs. Green Bay, 12/16/56 |
| 221 | Greg Bell, vs. Green Bay, 9/24/89 |

Game, Rookie

| | |
|------------|---|
| 223 | Tom Wilson, vs. Green Bay, 12/16/56 |
| 212 | Jerome Bettis, at New Orleans, 12/12/93 |
| 199 | Eric Dickerson, vs. Detroit, 10/2/83 |
| 171 | Cam Akers, vs. New England, 12/10/20 |

Game, Opponent

| | |
|-----|--|
| 253 | DeMarco Murray, at Dallas, 10/23/11 |
| 237 | Jim Brown, at Cleveland, 11/24/57 |
| 228 | Beanie Wells, vs. Arizona, 11/27/11 |
| 212 | Adrian Peterson, vs. Minnesota, 12/16/12 |

Longest Run

| | |
|-----|---|
| 92t | Kenny Washington, at Chicago Cardinals, 11/2/47 |
| 89t | Tre Mason, vs. Oakland, 11/20/14 |
| 85t | Eric Dickerson, at New York Jets, 9/25/83 |
| 84t | Tom Harmon, at Chicago Bears, 10/13/46 |

Longest Run, Opponents

| | |
|-----|---|
| 91t | DeMarco Murray, at Dallas, 10/23/11 |
| 82t | Adrian Peterson, vs. Minnesota, 12/16/12 |
| 80 | Jamaal Charles, vs. Kansas City, 12/19/10 |
| 76t | Najeh Davenport, vs. Green Bay, 10/19/03 |

Most Seasons, 1,000 or More Yards

| | |
|---|---------------------------------------|
| 8 | Steven Jackson, 2005-12 |
| 4 | Lawrence McCutcheon, 1973-74, 1976-77 |
| 3 | Eric Dickerson, 1983-86 |
| 3 | Marshall Faulk, 1999-01 |
| 3 | Todd Gurley II, 2015, 2017, 2018 |
| 2 | Dick Bass, 1962, 1966 |
| 2 | Wendell Tyler, 1979, 1981 |
| 2 | Greg Bell, 1988-89 |
| 2 | Jerome Bettis, 1993-94 |

Most Consecutive Seasons, 1,000 or More Yards

| | |
|---|-------------------------|
| 8 | Steven Jackson, 2005-12 |
| 4 | Eric Dickerson, 1983-86 |
| 3 | Marshall Faulk, 1999-01 |

Most Games, 100 or More Yards, Career

| | |
|----|---------------------------|
| 38 | Eric Dickerson, 1983-87 |
| 33 | Steven Jackson, 2004-12 |
| 27 | Marshall Faulk, 1999-2006 |

Most Games, 100 or More Yards, Season

| | |
|----|----------------------|
| 11 | Eric Dickerson, 1984 |
| 9 | Eric Dickerson, 1983 |
| 7 | Jerome Bettis, 1993 |
| | Marshall Faulk, 1999 |
| | Steven Jackson, 2009 |

Most Consecutive Games, 100 or More Yards

| | |
|---|----------------------------|
| 6 | Eric Dickerson, 1984 |
| 5 | Eric Dickerson, 1986 |
| 4 | Eric Dickerson, 1983, 1984 |
| | Jerome Bettis, 1994 |
| | Marshall Faulk, 1999 |
| | Marshall Faulk, 2003 |
| | Steven Jackson, 2009 |



Average Rushing Gain



Career (500 att.)

| | |
|-------|--|
| 5.182 | Dan Towler, 1950-55 (674-3,493) |
| 4.833 | Paul (Tank) Younger, 1949-57 (682-3,296) |
| 4.809 | Marshall Faulk, 1999-2006 (1,447-6,959) |

Season (Qualifiers)

| | |
|------|---------------------------------|
| 7.40 | Kenny Washington, 1947 (60-444) |
| 7.26 | Skeet Quinlan, 1953 (97-705) |
| 6.77 | Dan Towler, 1951 (126-854) |

Game (10 att.)

| | |
|------|--|
| 14.6 | Dan Towler, at Baltimore, 11/22/53 (14-205) |
| 13.2 | Kenny Washington, at Chicago Cardinals, 11/2/47 (11-145) |
| 13.1 | Dan Towler, at Green Bay, 10/21/51 (11-144) |

Game (10 att.), Opponent

| | |
|------|--|
| 13.8 | George Taliaferro, vs. New York Yanks, 11/18/51 (12-166) |
| 13.3 | Frank Reagan, vs. New York Giants, 12/1/46 (10-133) |
| 12.6 | Delvin Williams, vs. Miami, 11/9/80 (12-151) |



Rushing Touchdowns



Career

| | |
|----|---------------------------|
| 58 | Todd Gurley II, 2015-19 |
| 58 | Marshall Faulk, 1999-2006 |
| 56 | Eric Dickerson, 1983-87 |
| 56 | Steven Jackson, 2004-12 |

Season

| | |
|----|----------------------|
| 18 | Eric Dickerson, 1983 |
| | Marshall Faulk, 2000 |
| 17 | Todd Gurley II, 2018 |
| 16 | Greg Bell, 1988 |
| 15 | Greg Bell, 1989 |

Season, Rookie

| | |
|-----|----------------------|
| †18 | Eric Dickerson, 1983 |
| 10 | Todd Gurley II, 2015 |
| 7 | Jerome Bettis, 1993 |
| 7 | Zac Stacy, 2013 |
| 6 | Dan Towler, 1952 |

Game

| | |
|----------|--|
| 4 | Marshall Faulk, vs. Minnesota, 12/10/00 |
| 3 | Many times, last by Cam Akers, vs. Arizona, 9/16/18 |

Game, Opponent

| | |
|---|---|
| 4 | Jim Brown, at Cleveland, 11/24/57 |
| | Ron Moore, at Phoenix, 12/4/93 |
| 3 | Many times, last by Maurice Jones-Drew, at Jacksonville, 10/18/09 |
| 2 | Many times, last by Beanie Wells, at ARI, 11/25/12 |



Passing



Most Seasons Leading Team

| | |
|---|--|
| 9 | Roman Gabriel, 1963-72 |
| 8 | Jim Everett, 1986-92 |
| | Marc Bulger, 2002-09 |
| 6 | Norm Van Brocklin, 1950, 1952-55, 1957 |

Most Consecutive Seasons Leading Team

| | |
|---|----------------------------|
| 9 | Roman Gabriel, 1963-72 |
| 8 | Jim Everett, 1986-92 |
| | Marc Bulger, 2002-09 |
| 4 | Norm Van Brocklin, 1952-55 |
| | Jared Goff, 2016-20 |



Passer Rating



Highest, Career (1,500 att.)

| | |
|------|------------------------|
| 97.2 | Kurt Warner, 1998-2003 |
| 91.5 | Jared Goff, 2016-2020 |
| 84.4 | Marc Bulger, 2001-09 |

Highest, Season (Qualifiers)

| | |
|--------------|-------------------------------|
| 109.2 | Kurt Warner, 1999 |
| 102.9 | Matthew Stafford, 2021 |
| 101.8 | Trent Green, 2000 |

Season, Rookie (Qualifiers)

| | |
|------|----------------------|
| 81.8 | Dieter Brock, 1985 |
| 76.5 | Sam Bradford, 2010 |
| 72.4 | Bob Waterfield, 1945 |



Passing Attempts



Career

| | |
|-------|------------------------|
| 3,313 | Roman Gabriel, 1962-72 |
| 3,277 | Jim Everett, 1986-93 |
| 3,171 | Marc Bulger, 2001-09 |

Season

| | |
|------------|-------------------------------|
| 626 | Jared Goff, 2019 |
| 601 | Matthew Stafford, 2021 |
| 590 | Sam Bradford, 2010 |

Season, Rookie

| | |
|-----|--------------------|
| 590 | Sam Bradford, 2010 |
| 368 | Tony Banks, 1996 |
| 365 | Dieter Brock, 1985 |

Game

| | |
|----|--|
| 68 | Jared Goff, vs. Tampa Bay, 9/29/19 |
| 62 | Marc Bulger, at New York Giants, 10/2/05 |
| 61 | Jared Goff, at Miami, 11/1/20 |
| 56 | Marc Bulger, at San Francisco, 9/11/05 |

Game, Opponent

| | |
|----|--|
| 58 | Kent Graham, at Arizona, 9/29/96 |
| 56 | Drew Brees, vs. New Orleans, 12/15/2013 |
| 54 | Peyton Manning, vs. Denver, 11/16/14 |
| 52 | Tony Eason, vs. New England, 11/16/86 |
| | Neil Lomax, at St. Louis, 11/4/84 |
| | Mark Brunell, vs. Jacksonville, 10/20/96 |
| | Ryan Lindley, at Arizona, 11/25/12 |



Passing Completions



Career

| | |
|-------|------------------------|
| 1,969 | Marc Bulger, 2001-09 |
| 1,847 | Jim Everett, 1986-93 |
| 1,705 | Roman Gabriel, 1962-72 |

Season

| | |
|------------|-------------------------------|
| 404 | Matthew Stafford, 2021 |
| 394 | Jared Goff, 2019 |
| 375 | Kurt Warner, 2001 |

Season, Rookie

| | |
|-----|--------------------|
| 354 | Sam Bradford, 2010 |
| 218 | Dieter Brock, 1985 |
| 192 | Tony Banks, 1996 |

Game

| | |
|----|---|
| 45 | Jared Goff, vs. Tampa Bay, 9/29/19 |
| 40 | Marc Bulger, at New York Giants, 10/2/05 |
| 39 | Jared Goff, vs. Tampa Bay, 11/23/20 |
| 36 | Marc Bulger, vs. San Diego, 11/10/02 |
| 35 | Dieter Brock, vs. San Francisco, 10/27/85 |
| | Kurt Warner, at Seattle, 9/10/00 |
| | Marc Bulger, at Green Bay, 11/29/04 |
| | Sam Bradford, vs. Minnesota, 12/16/12 |
| | Jared Goff, vs. Philadelphia, 12/16/18 |

Game, Opponent

| | |
|----|--|
| 39 | Drew Brees, vs. New Orleans, 12/15/2013 |
| 37 | Richard Todd, at New York Jets, 9/25/83 |
| | Kent Graham, at Arizona, 9/29/96 |
| | Mark Brunell, vs. Jacksonville, 10/20/96 |
| 36 | Tony Eason, vs. New England, 11/16/86 |
| | Josh McCown, vs. Chicago, 11/24/13 |

Consecutive Passes Completed

| | |
|----|--|
| 20 | Case Keenum, vs. Detroit Lions, 10/16/16 |
| 18 | Jim Everett, vs. New York Giants, 11/12/89 |
| 16 | Jim Everett, vs. Kansas City, 11/10/91 |



Completion Percentage



Career (500 att.)

| | |
|--------------|---|
| 66.4% | Kurt Warner, 1998-2003 (1,688-1,121) |
| 65.7% | Matthew Stafford, 2021-Present (936-1,425) |
| 63.4% | Jared Goff, 2016-present (2,421-1,536) |

Season (min. 200 att.)

| | |
|--------------|---|
| 68.7% | Kurt Warner, 2001 (546-375) |
| 68.0% | Matthew Stafford, 2022 (206-303) |
| 67.7% | Kurt Warner, 2000 (347-235) |

Season, Rookie (min. 100 att.)

| | |
|-------|---------------------------------|
| 60.0% | Sam Bradford, 2010 (590-354) |
| 59.7% | Dieter Brock, 1985 (365-218) |
| 56.3% | Ryan Fitzpatrick, 2005 (135-76) |

Game (20 att.)

| | |
|-------|--|
| 86.9% | Kurt Warner, vs. San Francisco, 10/10/99 (23-20) |
| 85.7% | Jim Everett, vs. New York Giants, 10/18/92 (21-18) |
| 85.5% | Austin Davis, vs. Seattle, 10/20/14 (20-17) |
| 84.4% | Kurt Warner, vs. Minnesota, 12/10/00 (32-27) |

Game (20 att.), Opponent

| | |
|-------|---|
| 91.3% | Vinny Testaverde, vs. Cleveland, 12/26/93 (21-23) |
| 84.6% | Kerry Collins, vs. New York Giants, 9/15/02 (22-26) |
| 85.7% | Alex Smith, vs. Kansas City, 10/27/14 (24-28) |
| 84.4% | Carson Palmer, at Arizona, 12/8/13 (27-32) |



Passing Yards



Career

| | |
|--------|------------------------|
| 23,758 | Jim Everett, 1986-93 |
| 22,814 | Marc Bulger, 2001-09 |
| 22,223 | Roman Gabriel, 1962-72 |

Season

| | |
|--------------|-------------------------------|
| 4,886 | Matthew Stafford, 2021 |
| 4,830 | Kurt Warner, 2001 |
| 4,688 | Jared Goff, 2018 |

Season, Rookie

| | |
|-------|--------------------|
| 3,512 | Sam Bradford, 2010 |
| 2,658 | Dieter Brock, 1985 |
| 2,544 | Tony Banks, 1996 |

Game

| | |
|------|--|
| *554 | Norm Van Brocklin, vs. New York Yanks, 9/28/51 |
| 517 | Jared Goff, vs. Tampa Bay, 9/29/19 |
| 509 | Vince Ferragamo, vs. Chicago, 12/26/82 |

Game, Opponent

| | |
|-----|--|
| 483 | Boomer Esiason, vs. Cincinnati, 10/7/90 |
| 478 | Patrick Mahomes, vs. Kansas City, 11/19/18 |
| 462 | Steve Young, vs. San Francisco, 11/28/93 |

Most Seasons, 3,000 or More Passing Yards

| | |
|---|-----------------------------|
| 5 | Jim Everett, 1988-92 |
| 3 | Kurt Warner, 1999-01 |
| | Marc Bulger, 2003-04, 2006 |
| 2 | Vince Ferragamo, 1980, 1983 |
| | Sam Bradford, 2010, 2012 |
| | Jared Goff, 2017, 2018 |

Most Games, 300 or More Passing Yards, Career

| | |
|----|------------------------|
| 30 | Kurt Warner, 1998-2003 |
| 27 | Marc Bulger, 2001-09 |
| 20 | Jim Everett, 1986-93 |

Most Games, 300 or More Passing Yards, Season

| | |
|---|-------------------|
| 9 | Kurt Warner, 1999 |
| | Kurt Warner, 2001 |
| 8 | Marc Bulger, 2006 |
| 7 | Kurt Warner, 2000 |
| | Jared Goff, 2018 |

Most Consecutive Games, 300 or More Passing Yards

| | |
|---|-------------------------|
| 6 | Kurt Warner, 2000 |
| 4 | Kurt Warner, 1999 |
| | Jared Goff, 2018 |
| 3 | Jim Everett, 1989, 1991 |
| | Mark Rypien, 1995 |
| | Marc Bulger, 2006 |

Longest Pass Completion

| | |
|-----|---|
| 96t | Frank Ryan (to Matson), vs. Pittsburgh, 10/1/61 |
| 95t | Bill Munson (to Pope), vs. Green Bay, 12/3/64 |
| 94t | Jared Goff (to Woods), vs. Houston, 11/12/17 |

Opponent, Longest Pass Completion

| | |
|-----|--|
| 98t | Jim Hart (to Rashad), at St. Louis, 12/10/72 |
| 95t | Joe Montana (to Taylor), vs. San Francisco, 12/11/89 |
| 91t | Bart Starr (to Dowler), vs. Green Bay, 12/17/60 |

Average Gain Passing

Career (500 att.)

| | |
|------|---|
| 8.56 | Kurt Warner, 1998-2003 (1,688-14,447) |
| 8.49 | Norm Van Brocklin, 1959-57 (1,897-16,114) |

8.13 Matthew Stafford, 2021-Present

Season (Qualifiers)

| | |
|-------|-------------------------------------|
| 10.14 | Norm Van Brocklin, 1954 (260-2,637) |
| 9.88 | Kurt Warner, 2000 (347-3,429) |
| 9.61 | Bob Waterfield, 1945 (172-1,653) |

Game (20 att.)

| | |
|-------|---|
| 15.40 | Norm Van Brocklin, at Chicago Bears, 11/16/52 |
| 15.19 | Roman Gabriel, vs. San Francisco, 11/9/69 |
| 15.03 | James Harris, at Miami, 10/3/76 |

Game (20 att.), Opponent

| | |
|-------|--|
| 15.86 | Ed Brown, vs. Chicago, 10/9/60 |
| 14.46 | Milt Plum, vs. Detroit, 11/1/64 |
| 14.44 | Steve Young, vs. San Francisco, 11/28/93 |

Passing Touchdowns

Career

| | |
|-----|------------------------|
| 154 | Roman Gabriel, 1962-72 |
| 142 | Jim Everett, 1986-92 |
| 122 | Marc Bulger, 2001-09 |

Season

41 Matthew Stafford, 2021

| | |
|--|-------------------|
| | Kurt Warner, 1999 |
| | Kurt Warner, 2001 |

Season, Rookie

| | |
|----|--------------------|
| 18 | Sam Bradford, 2010 |
| 16 | Dieter Brock, 1985 |
| 15 | Tony Banks, 1996 |

Game

| | |
|---|--|
| 5 | Bob Waterfield, vs. New York Bulldogs, 11/27/49 |
| | Norm Van Brocklin, vs. Detroit, 10/29/50 |
| | Norm Van Brocklin, at New York Yanks, 9/28/51 |
| | Bob Waterfield, vs. Green Bay, 12/16/51 |
| | Roman Gabriel, vs. Cleveland, 12/12/65 |
| | Vince Ferragamo, vs. New Orleans, 11/2/80 |
| | Vince Ferragamo, vs. San Francisco, 10/23/83 |
| | Jim Everett, at New York Giants, 9/25/88 |
| | Kurt Warner, vs. San Francisco, 10/10/99 |
| | Jared Goff, vs. Minnesota, 9/27/18 |
| 4 | Many times, last by Matthew Stafford vs. New York Giants, 10/17/21 |

Game, Opponent

| | |
|---|--|
| 6 | Patrick Mahomes, vs. Kansas City, 11/19/18 |
| 5 | Dan Marino, vs. Miami, 12/14/86 |
| 4 | Many times, last by Jameis Winston, vs. Tampa Bay, 9/29/19 |

Most Games, Four or More Touchdowns Passes, Career

| | |
|---|-----------------------------------|
| 6 | Norm Van Brocklin, 1949-57 |
| | Jim Everett, 1986-93 |
| 5 | Vince Ferragamo, 1977-80, 1982-84 |
| | Jared Goff, 2016-Present |

Most Games, Four or More Touchdowns Passes, Season

| | |
|---|-------------------------|
| 4 | Vince Ferragamo, 1980 |
| 3 | Kurt Warner, 2001 |
| | Jared Goff, 2018 |
| 2 | Norm Van Brocklin, 1957 |
| | Jim Everett, 1988 |
| | Jim Everett, 1990 |
| | Kurt Warner, 2000 |
| | Jared Goff, 2017 |
| | Matthew Stafford, 2021 |

Had Intercepted

Career

| | |
|-----|----------------------------|
| 128 | Bob Waterfield, 1945-52 |
| 127 | Norm Van Brocklin, 1949-57 |
| 123 | Jim Everett, 1986-93 |

Season

| | |
|----|-----------------------|
| 24 | Bob Waterfield, 1949 |
| 23 | Vince Ferragamo, 1983 |
| 22 | Bill Wade, 1958 |
| | Kurt Warner, 2001 |
| | Marc Bulger, 2003 |

Game

| | |
|---|---|
| 7 | Parker Hall, vs. Green Bay, 11/18/42 |
| | Bob Waterfield, at Green Bay, 10/17/58 |
| 6 | Norm Van Brocklin, vs. Baltimore, 12/4/54 |
| | Bill Wade, vs. Detroit, 10/26/56 |
| | Norm Van Brocklin, vs. Detroit, 10/13/57 |
| | Chris Chandler, at Carolina, 12/12/04 |
| 5 | Norm Van Brocklin, at San Francisco, 10/28/51 |
| | Ryan Fitzpatrick, at Minnesota, 12/11/05 |
| | Gus Frerotte, at Baltimore, 10/14/07 |

Most Consecutive Passes Attempted, None Intercepted

| | |
|-----|------------------------|
| 249 | Marc Bulger, 2005-06 |
| 206 | Roman Gabriel, 1968-69 |
| 169 | *Sam Bradford, 2010 |

Lowest Percentage Passes Intercepted

Career (500 att.)

| | |
|------|-------------------------------------|
| 2.15 | Sam Bradford, 2010-2013 (1,760-38) |
| 2.30 | Jared Goff, 2016-Present (2,421-55) |
| 2.93 | Marc Bulger, 2001-09 (3,171-93) |
| 3.38 | Roman Gabriel, 1962-72 (3,313-112) |

Season (Qualifiers)

| | |
|------|-----------------------------|
| 1.40 | Marc Bulger, 2006 (588-8) |
| 1.46 | Jared Goff, 2017 (477-7) |
| 1.75 | Roman Gabriel, 1969 (399-7) |

Season, Rookie (Qualifiers)

| | |
|------|-----------------------------|
| 2.54 | Sam Bradford, 2010 (590-15) |
| 3.56 | Dieter Brock, 1985 (365-13) |
| 4.07 | Tony Banks, 1996 (368-15) |

Times Sacked

Career

| | |
|-----|------------------------|
| 279 | Roman Gabriel, 1962-72 |
| 254 | Marc Bulger, 2001-09 |
| 186 | Jim Everett, 1986-93 |

Season

| | |
|----|---------------------|
| 51 | Dieter Brock, 1985 |
| 49 | Marc Bulger, 2006 |
| 48 | Roman Gabriel, 1966 |
| | Tony Banks, 1996 |

Game

| | |
|----|---|
| 10 | Bill Munson, at San Francisco, 12/6/64 |
| | James Harris, vs. San Francisco, 10/11/76 |
| 8 | Roman Gabriel, at Green Bay, 9/25/66 |
| | Tony Banks, vs. San Francisco, 10/25/98 |
| 7 | Many times, Last by Matthew Stafford vs. San Francisco, 10/3/22 |

Game, Opponent

| | |
|----|--|
| 10 | Bob Barry, vs. Atlanta 9/28/65 |
| 9 | Mike Ray, vs. Tampa Bay, 11/5/78 |
| | Dave Wilson, vs. New Orleans, 11/3/85 |
| | Steve Beuerlein, at Los Angeles Raiders, 9/18/88 |
| | Rob Johnson, at Buffalo, 9/20/98 |
| | Kevin Kolb, vs. Arizona, 10/4/12 |
| 8 | Joe Montana, at San Francisco, 12/18/88 |
| | Daunte Culpepper, vs. Minnesota, 11/30/03 |
| 8 | Colin Kaepernick, at San Francisco, 11/3/15 |



Pass Receiving - Receptions



Most Seasons Leading Team

| | |
|----------|----------------------------------|
| 9 | Henry Ellard, 1984-93 |
| 7 | Torry Holt, 1999-2008 |
| 5 | Cooper Kupp, 2017-Present |
| | Tom Fears, 1948-55 |

Most Consecutive Seasons Leading Team

| | |
|----------|----------------------------------|
| 8 | Henry Ellard, 1984-91 |
| 7 | Torry Holt, 2002-08 |
| 4 | Cooper Kupp, 2019-Present |
| | Jim Phillips, 1960-63 |

Career

| | |
|-----|-------------------------|
| 942 | Isaac Bruce, 1994-2007 |
| 869 | Torry Holt, 1999-2008 |
| 593 | Henry Ellard, 1983-1993 |

Season

| | |
|------------|--------------------------|
| 145 | Cooper Kupp, 2021 |
| 119 | Isaac Bruce, 1995 |
| 117 | Torry Holt, 2003 |

Season, Rookie

| | |
|------------|--------------------------|
| 105 | Puka Nacua, 2023 |
| 62 | Cooper Kupp, 2017 |
| 54 | Eddie Kennison, 1996 |

Season, Running Back

| | |
|----|----------------------|
| 90 | Steven Jackson, 2006 |
| 87 | Marshall Faulk, 1999 |
| 83 | Marshall Faulk, 2001 |

Game

| | |
|-----------|--|
| 18 | Tom Fears, vs. Green Bay, 12/3/50 |
| 15 | Willie Anderson, at New Orleans, 11/26/89 |
| | Isaac Bruce, vs. Miami, 12/24/95 |
| | Danny Amendola, vs. Washington, 9/16/12 |
| | Puka Nacua vs. San Francisco, 9/17/23 |
| 14 | Cooper Kupp, vs. San Francisco, 10/3/22 |
| | Dick Hoerner, vs. New York Yanks, 11/19/50 |

Game, Opponent

| | |
|----|--|
| 16 | Jerry Rice, at San Francisco, 11/20/94 |
| | Keenan McCardell, vs. Jacksonville, 10/20/96 |
| 13 | Larry Centers, at Arizona, 9/29/96 |
| 12 | Ja'Marr Chase, at Cincinnati, 9/25/23 |
| | CeeDee Lamb, at Dallas, 10/29/23 |

Most Consecutive Games, Pass Reception

| | |
|-----|---------------------------|
| 153 | Torry Holt, 1999-2008 |
| 81 | Henry Ellard, 1986-92 |
| | Marshall Faulk, 1999-2004 |
| 70 | Jim Phillips, 1958-63 |

Most Seasons 50 or More Pass Receptions

| | |
|----|--|
| 11 | Isaac Bruce, 1995-97, 1999-2004, 2006-07 |
| 10 | Torry Holt, 1999-2008 |
| 7 | Henry Ellard, 1985, 1987-1991, 1993 |



Receiving Yards



Most Seasons Leading Team

| | |
|---|----------------------------------|
| 9 | Henry Ellard, 1984-91, 1993 |
| | Torry Holt, 2000-08 |
| 5 | Tom Fears, 1948-55 |
| | Cooper Kupp, 2017-Present |

Most Consecutive Seasons Leading Team

| | |
|----------|----------------------------------|
| 9 | Torry Holt, 2000-08 |
| 8 | Henry Ellard, 1984-91 |
| 4 | Cooper Kupp, 2019-Present |
| | Jim Phillips, 1960-63 |

Career

| | |
|--------|------------------------|
| 14,109 | Isaac Bruce, 1994-2007 |
| 12,660 | Torry Holt, 1999-2008 |
| 9,761 | Henry Ellard, 1983-93 |

Season

| | |
|-------|-------------------|
| 1,781 | Isaac Bruce, 1995 |
| 1,696 | Torry Holt, 2003 |
| 1,635 | Torry Holt, 2000 |

Season, Rookie

| | |
|--------------|--------------------------|
| 1,486 | Puka Nacua, 2023 |
| 924 | Eddie Kennison, 1996 |
| 869 | Cooper Kupp, 2017 |
| 788 | Torry Holt, 1999 |

Season, Running Back

| | |
|-------|----------------------|
| 1,049 | Marshall Faulk, 1999 |
| 830 | Marshall Faulk, 2000 |
| 825 | Amp Lee, 1997 |

Game

| | |
|------|---|
| *336 | Willie Anderson, at New Orleans, 11/26/89 |
| 303 | Jim Benton, at Detroit, 11/22/45 |
| 238 | Harold Jackson, vs. Dallas, 10/14/73 |

Game, Rookie

| | |
|------------|---|
| 226 | Eddie Kennison, at Atlanta, 12/15/96 |
| 208 | Jim Phillips, at Green Bay, 11/16/58 |
| 164 | Puka Nacua, vs. New Orleans Saints, 12/21/23 |

Game, Opponent

| | |
|-----|--|
| 286 | John Taylor, vs. San Francisco, 12/11/89 |
| 257 | Billy Wilson, vs. San Francisco, 10/3/54 |
| 241 | Jerry Rice, at San Francisco, 12/9/85 |

Longest Pass Reception

| | |
|-----|---|
| 96t | Ollie Matson (from Frank Ryan), vs. Pittsburgh, 10/1/61 |
| 95t | Bucky Pope (from Bill Munson), vs. Green Bay, 12/13/64 |
| 94t | Robert Woods (from Jared Goff), vs. Houston, 11/12/17 |

Most Seasons, 1,000 or More Yards Pass Receiving

| | |
|---|--|
| 8 | Isaac Bruce, 1995-96, 1999-2002, 2004 2006 |
| 8 | Torry Holt, 2000-07 |
| 4 | Henry Ellard, 1988-91 |

Most Games, 100 or More Yards Pass Receiving, Career

| | |
|-----------|----------------------------------|
| 46 | Torry Holt, 1999-2008 |
| 43 | Isaac Bruce, 1994-2007 |
| 31 | Cooper Kupp, 2017-Present |

Most Games, 100 or More Yards Pass Receiving, Season

| | |
|-----------|--------------------------|
| 11 | Cooper Kupp, 2021 |
| 10 | Torry Holt, 2003 |
| 9 | Isaac Bruce, 1995 |

Most Consecutive Games, 100 or More Yards, Pass Receiving

| | |
|---|--------------------------------|
| 6 | Isaac Bruce, 1995 |
| 5 | Elroy Hirsch, 1951 |
| | Bob Boyd, 1954 |
| 4 | Tyler Higbee (TE), 2019 |
| | Isaac Bruce, 2004 |
| | Cooper Kupp, 2019, 2021 |

Most Consecutive Games, 150 or More Yards, Pass Receiving

| | |
|---|------------------------------|
| 3 | Isaac Bruce, 1995 |
| 2 | Tom Fears, 1950-51 |
| | Torry Holt, 2000, 2003, 2004 |



Average Gain - Receiving



Career (150 receptions)

| | |
|------|--------------------------------------|
| 20.5 | Bob Boyd, 1950-57 (176-3,611) |
| 20.3 | Willie Anderson, 1988-94 (259-5,246) |
| 18.3 | Elroy Hirsch, 1949-57 (343-6,289) |

Game (3 receptions)

| | |
|-------|---|
| *63.0 | Torry Holt, at Atlanta, 9/24/00 (3-189) |
| 50.3 | Jack Snow, at Baltimore, 10/15/67 (3-151) |
| 49.7 | Bob Boyd, at Green Bay, 10/17/54 (3-149) |

Game (3 receptions), Opponent

| | |
|------|--|
| 55.3 | Koren Robinson, vs. Seattle, 10/20/02 (3-166) |
| 49.3 | Charley Taylor, vs. Washington, 10/22/67 (3-148) |
| 44.0 | Charles Wilson, vs. Tampa Bay, 12/11/94 (4-176) |



Receiving Touchdowns



Career

| | |
|----|------------------------|
| 84 | Isaac Bruce, 1994-2007 |
| 74 | Torry Holt, 1999-2008 |
| 53 | Elroy Hirsch, 1949-57 |

Season

| | |
|-----------|--------------------------|
| 17 | Elroy Hirsch, 1951 |
| 16 | Cooper Kupp, 2021 |
| 13 | Harold Jackson, 1973 |
| | Isaac Bruce, 1995 |

Season, Rookie

| | |
|----|-------------------------|
| 10 | Bucky Pope, 1964 |
| 8 | Eddie Kennison, 1996 |
| 6 | Leon Clarke, 1956 |
| | Torry Holt, 1999 |
| | Puka Nacua, 2023 |

Game

| | |
|----------|---|
| 4 | Bob Shaw, vs. Washington, 12/11/49 |
| | Elroy Hirsch, at New York Yanks, 9/28/51 |
| | Harold Jackson, vs. Dallas, 10/14/73 |
| | Isaac Bruce, vs. San Francisco, 10/10/99 |
| 3 | Many times, Last by Tyler Higbee, at Philadelphia, 9/20/2020 |
| 2 | Many times, Last by Tyler Higbee and Kyren Williams, at Arizona 11/26/23 |

| |
|---|
| Game, Opponent |
| 4 Mike Ditka, vs. Chicago, 10/13/63 |
| 3 Many times, last by Torrey Smith, vs. Baltimore, 9/25/11 |
| 2 Many times, last by Tyreek Hill and Chris Conley, vs. Kansas City, 11/19/18 |

Most Consecutive Games, Touchdown

| |
|--------------------------|
| 11 Elroy Hirsch, 1950-51 |
| 6 Henry Ellard, 1988-89 |
| 5 Jim Benton, 1938-39 |
| Jack Snow, 1967-68 |
| Harold Jackson, 1973 |
| Torry Holt, 2003, 2006 |
| Cooper Kupp, 2019, |



Punting



Career

| |
|---------------------------------|
| 727 Johnny Hekker, 2012-21 |
| 449 Donnie Jones, 2007-11 |
| 432 Dale Hatcher, 1985-89, 1991 |

Season

| |
|------------------------|
| 105 Donnie Jones, 2011 |
| 98 Johnny Hekker, 2016 |
| 97 Dale Hatcher, 1986 |
| 96 Johnny Hekker, 2015 |

Season, Rookie

| |
|------------------------|
| 93 Ken Clark, 1979 |
| 87 Dale Hatcher, 1985 |
| 82 Johnny Hekker, 2012 |
| 77 Rusty Jackson, 1976 |

Game

| |
|---|
| 12 Parker Hall, vs. Green Bay, 11/26/39 |
| Rusty Jackson, at San Francisco, 11/21/76 |
| 11 Danny Villanueva, vs. Dallas, 9/30/62 |
| Danny Villanueva, at Pittsburgh, 9/13/64 |
| Donnie Jones, vs. San Francisco, 1/3/2010 |
| Johnny Hekker, vs. San Francisco, 9/26/13 |

Game, Opponent

| |
|--|
| 14 George Taliasesero, vs. New York Yanks, 9/28/51 |
| 11 Tom Girard, vs. Green Bay, 12/3/50 |
| Gerry Collins, vs. Cleveland, 12/12/65 |
| Bobby Joe Green, at Chicago, 12/2/73 |
| Tom Wittum, at San Francisco, 11/21/76 |
| Hermon Weaver, at Seattle, 11/4/79 |
| 10 Many times, last by Tommy Barnhardt, at New Orleans, 11/26/89 |

Longest Punt

| |
|---|
| 88 Bob Waterfield, at Green Bay, 10/17/48 |
| 86 Bob Waterfield, at Green Bay, 10/5/47 |
| 80 Donnie Jones, at Seattle, 10/21/07 |
| Parker Hall, vs. Philadelphia, 12/3/39 |

Longest Punt, Opponent

| |
|--|
| 76 Sammy Baugh, at Washington, 11/5/44 |
| 75 Sam Baker, vs. Dallas, 9/30/62 |
| 74 Jack Jacobs, at Green Bay, 10/5/47 |



Average Gross Yards Punting



Career (250 punts)

| |
|--|
| 46.7 Johnny Hekker, 2012-21 (727 - 33,951) |
| 46.6 Donnie Jones, 2007-11 (449 - 20,924) |
| 44.3 Danny Villanueva, 1961-64 (296 -13,009) |

Season (Qualifiers)

| |
|--|
| 50.0 Donnie Jones, 2008 (82-4,100) |
| 40.9 Riley Dixon, 2022 (71-3,434) |
| 47.9 Johnny Hekker, 2015 (96-4,601) |

Season, Rookie (Qualifiers)

| |
|-------------------------------------|
| 45.8 Johnny Hekker, 2012 (82-3,756) |
| 43.6 John Misko, 1982 (45-1,961) |
| 43.2 Dale Hatcher, 1985 (87-3,735) |

Game (4 punts)

| |
|--|
| 57.2 Riley Dixon, vs San Francisco, 10/3/22 (4-229) |
| 56.9 Johnny Hekker, vs. Arizona, 10/4/12 (7-398) |
| 56.4 Johnny Hekker, vs. Philadelphia, 12/10/17 (5-282) |

Game, Opponent (4 Punts)

| |
|--|
| 59.5 Mike Scifres, vs. Chargers, 10/17/10 (6-357) |
| 57.3 Fred Morrison, at Chicago Bears, 11/16/52 (4-229) |

56.8 Sammy Baugh, at Washington, 10/26/41 (6-341)



Punts Had Blocked



Career

| |
|--|
| 5 Bob Waterfield, 1945-52 |
| 4 Dale Hatcher, 1985-89, 1991 |
| 2 Many players, last by Johnny Hekker, 2012-Present |

Season

| |
|----------------------------|
| 2 Riley Dixon, 2022 |
| Bob Waterfield, 1950 |
| Jon Kilgore, 1967 |
| Rusty Jackson, 1976 |
| Glen Walker, 1978 |
| Ken Clark, 1979 |

1 Many times, last by Johnny Hekker, 2020

Most Consecutive Punts, None Blocked

| |
|------------------------------------|
| 425 Donnie Jones, 2007-2011 |
| 380 Sean Landeta, 1993-96, 2003-04 |
| 370 Johnny Hekker, 2014-2019 |



Punt Returns



Most Seasons Leading Team

| |
|-------------------------------|
| 5 Henry Ellard, 1983-93 |
| 4 Jon Arnett, 1957-63 |
| Jim Bertelsen, 1972-76 |
| 3 Verda (V.T.) Smith, 1949-53 |
| Woodley Lewis, 1950-55 |
| Alvin Haymond, 1969-71 |
| LeRoy Irvin, 1980-89 |
| Eddie Kennison, 1996-98 |
| Az-Zahir Hakim, 1998-2001 |

Most Consecutive Seasons Leading Team

| |
|-------------------------------|
| 5 Henry Ellard, 1983-87 |
| 4 Jim Bertelsen, 1972-76 |
| 3 Verda (V.T.) Smith, 1949-51 |
| Woodley Lewis, 1952-54 |
| Alvin Haymond, 1969-71 |
| LeRoy Irvin, 1980-82 |
| Eddie Kennison, 1996-98 |
| Az-Zahir Hakim, 1999-2001 |



Punt Returns



Career

| |
|-----------------------------|
| 158 Tavon Austin, 2013-2017 |
| 146 LeRoy Irvin, 1980-89 |
| 135 Henry Ellard, 1983-93 |

Season

| |
|-------------------------|
| 56 Eddie Brown, 1979 |
| 53 Alvin Haymond, 1970 |
| Todd Kinchen, 1995 |
| 52 Jackie Wallace, 1978 |

Season, Rookie

| |
|-----------------------------|
| 42 LeRoy Irvin, 1980 |
| 30 Tavon Austin, 2013 |
| 29 Darryl Henley, 1989 |
| Eddie Kennison, 1996 |
| 27 Verda (V.T.) Smith, 1949 |

Game

| |
|---|
| 7 Many times, last by Tavon Austin, vs. Atlanta, 12/11/16 |
| 6 Many times, last by Vernon Turner, vs. New England, 9/13/92 |
| 5 Many times, last by Danny Amendola, vs. San Francisco, 1/3/2010 |

Game, Opponent

| |
|--|
| 8 Kevin Miller, vs. Minnesota, 12/2/79 |
| DeSean Jackson, at Philadelphia, 9/7/08 |
| 7 Many times, last by Leon Washington, vs. Seattle, 11/20/11 |



Punt Return Yards Gained



Career

| |
|-------------------------------|
| 1,527 Henry Ellard, 1983-93 |
| 1,451 LeRoy Irvin, 1980-89 |
| 1,356 Tavon Austin, 2013-2017 |

Season

618 Jackie Wallace, 1978
 615 LeRoy Irvin, 1981
 501 Henry Ellard, 1985

Season, Rookie

427 Verda (V.T.) Smith, 1949
 423 Eddie Kennison, 1996
 296 Henry Ellard, 1983

Game

*207 LeRoy Irvin, at Atlanta, 11/14/81
 145 Tavon Austin, at Indianapolis, 11/10/13
 143 Tavon Austin, at Washington, 12/7/14

Game, Opponent

128 Tyrone Hughes, vs. New Orleans, 10/3/93
 Darrien Gordon, at San Diego, 11/27/94
 127 Patrick Peterson, at Arizona, 11/6/11
 125 Dana McLemore, at San Francisco, 11/16/80
 122 Robert Brooks, at Green Bay, 10/9/94

Longest Punt Return

*103t Robert Bailey, at New Orleans, 10/23/94
 98t Tavon Austin, at Indianapolis, 11/10/13
 90t Dick Bass, vs. Green Bay, 12/17/61
 90t Stedman Bailey, vs. Seattle, 10/19/14
 88t Tom Harmon, vs. Detroit, 11/23/47
 88t Nick Miller, vs. Arizona, 11/27/11

Longest Punt Return, Opponent

99t Patrick Peterson, at Arizona, 11/6/11
 94t Darrien Gordon, at Denver, 9/14/97
 93t Dana McLemore, at San Francisco, 1/2/82
 90t Nate Burleson, at Seattle, 11/12/06


Punt Return Average Yardage

Career (Min. 75 ret.)

11.4 Az-Zahir Hakim, 1998-2001 (112-1,278)
 11.3 Henry Ellard, 1983-93 (135-1,527)
 11.1 Danny Amendola, 2009-12 (81-899)

Season (Qualifiers)

18.5 Woodley Lewis, 1952 (19-351)
 15.8 Verda (V.T.) Smith, 1949 (27-427)
 15.6 Les Horvath, 1948 (13-203)

Season, Rookie (Qualifiers)

15.8 Verda (V.T.) Smith, 1949 (27-427)
 14.6 Eddie Kennison, 1996 (29-423)
 14.5 Jim Bertelsen, 1972 (16-232)

Game (3 returns)

40.0 Woodley Lewis, at Detroit, 10/18/53 (3-120)
 39.3 Jon Arnett, vs. Chicago, 11/2/58 (3-118)
 36.3 Tavon Austin, at Indianapolis, 11/10/13 (4-145)
 35.8 Tavon Austin, at Washington, 12/7/14 (4-143)
 34.7 Henry Ellard, at Atlanta, 10/22/84 (3-104)

Game, Opponent (3 returns)

36.0 Art Jones, vs. Pittsburgh, 9/7/41 (3-108)
 George McAfee, at Chicago Bears, 10/10/48 (3-108)
 32.0 Tyrone Hughes, vs. New Orleans, 13/3/93 (4-128)
 31.8 Patrick Peterson, at Arizona, 11/6/11 (4-127)


Punt Return Touchdowns

Career

4 LeRoy Irvin, 1980-89
 Henry Ellard, 1983-91
 3 Woodley Lewis, 1950-55
 Eddie Kennison, 1996-98
 Tavon Austin, 2013-2017
 2 Todd Kinchen, 1992-95
 Az-Zahir Hakim, 1998-2001

Season

3 LeRoy Irvin, 1981
 2 Woodley Lewis, 1952
 Henry Ellard, 1984
 Todd Kinchen, 1992
 Eddie Kennison, 1996

1 Many times, last by Brandon Powell, 2021

Season, Rookie

2 Todd Kinchen, 1992
 Eddie Kennison, 1996
 1 Verda (V.T.) Smith, 1949
 Henry Ellard, 1983
 Tavon Austin, 2013

Game

†2 Leroy Irvin, at Atlanta, 10/11/81
 Todd Kinchen, vs. Atlanta, 12/27/92
1 Many times, last by Brandon Powell, vs Min, 12/26/21

Game, Opponent

2 Jack Christiansen, vs. Detroit, 10/14/51
 1 Many times, last by Patrick Peterson, vs. Ari. 11/25/11


Kickoff Returns

Most Seasons Leading Team

5 Ron Brown, 1984-89, 1991
 3 Benny Cunningham, 2014-16
 Fred Gehrke, 1940, 1945-49
 Jon Arnett, 1957-63
 Cullen Bryant, 1973-82, 1987
 Drew Hill, 1979-84
 Barry Redden, 1982-86
 Tony Horne, 1998-00
 2 Woodley Lewis, 1950-55
 Carver Shannon, 1962-64
 Willie Ellison, 1967-72
 Ron Smith, 1968-69
 Vernon Turner, 1991-92
 J.T. Thomas, 1995-98
 Arlen Harris, 2003-04
 Dante Hall, 2007-08
 Danny Amendola, 2009-10
Brandon Powell, 2021-22

Most Consecutive Seasons Leading Team

5 Ron Brown, 1985-89
 3 Benny Cunningham, 2014-16
 Drew Hill, 1979-81
 Barry Redden, 1982-84
 Tony Horne, 1998-00
 2 Woodley Lewis, 1953-54
 Carver Shannon, 1963-64
 Ron Smith, 1968-69
 Vernon Turner, 1991-92
 Arlen Harris, 2003-04
 Dante Hall, 2007-08
 Danny Amendola, 2009-10
Brandon Powell, 2021-22


Kickoff Return Totals

Career

171 Drew Hill, 1979-84
 169 Ron Brown, 1984-89, 1991
 143 Tony Horne, 1998-2000

Season

66 Danny Amendola, 2009
 60 Drew Hill, 1981
 57 Tony Horne, 2000

Season, Rookie

56 Tony Horne, 1998
 51 Arlen Harris, 2003
 49 David Thompson, 1997

Game

9 Danny Amendola, at Tennessee, 12/13/09
 8 Tony Horne, at Kansas City, 10/22/00
 Chris Johnson, at Indianapolis, 10/17/05
 Derek Stanley, vs. Pittsburgh, 12/20/07
 Danny Amendola, vs. Green Bay, 9/27/09
 7 Many times, last by Danny Amendola, vs. Atlanta, 11/21/10

Game, Opponent

8 DeRon Jenkins, vs. San Diego, 10/1/00
 Bethel Johnson, at Minnesota, 12/31/06
 Pierre Thomas, at New Orleans, 11/11/07
 7 Tim Dwight, at Atlanta, 10/17/99
 Dino Philyaw, vs. New Orleans, 11/28/99
 Dino Philyaw, at New Orleans, 12/12/99
 Steve Smith, vs. Carolina, 11/11/01
 Maurice Morris, vs. Seattle, 10/20/02
 Kevin Kasper, vs. Arizona, 12/15/02
 6 Many times, last by LaRod Stephens-Howling, vs. Arizona, 12/5/10

LA Kickoff Return Yards

| | |
|---|---|
| Career | |
| 3,918 | Ron Brown, 1984-89, 1991 |
| 3,577 | Tony Horne, 1998-2000 |
| 3,438 | Drew Hill, 1979-84 |
| Season | |
| 1,618 | Danny Amendola, 2009 |
| 1,379 | Tony Horne, 2000 |
| 1,306 | Tony Horne, 1998 |
| Season, Rookie | |
| 1,306 | Tony Horne, 1998 |
| 1,175 | Arlen Harris, 2003 |
| 1,110 | David Thompson, 1997 |
| Game | |
| 267 | Tony Horne, at Kansas City, 10/22/00 |
| 229 | Derek Stanley, vs. Pittsburgh, 12/20/07 |
| 217 | Danny Amendola, at Tennessee, 12/13/09 |
| Game, Opponent | |
| 304 | Tyrone Hughes, at New Orleans, 10/23/94 |
| 294 | Wally Triplett, vs. Detroit, 10/29/50 |
| 252 | Steve Smith, vs. Carolina, 11/11/01 |
| Longest Kickoff Return | |
| 105t | Jon Arnett, vs. Detroit, 10/29/61 |
| | Travis Williams, vs. New Orleans, 12/5/71 |
| 103t | Tom Wilson, at Baltimore, 11/25/56 |
| | Tony Horne, vs. Atlanta, 10/15/00 |
| | Pharoh Cooper, at Jacksonville, 10/15/17 |
| 102t | Tony Horne, vs. Atlanta, 11/29/98 |
| 102 | Benny Cunningham, vs. Tampa Bay, 12/17/15 |
| Longest Kickoff Return, Opponent | |
| 105t | Abe Woodson, vs. San Francisco, 11/8/53 |
| | Stefan Logan, at Detroit, 10/10/10 |
| 104t | Travis Williams, vs. Green Bay, 12/9/67 |
| 103t | Russ Craft, vs. Philadelphia, 10/7/50 |

LA Kickoff Return Average Yardage

| | |
|------------------------------------|---|
| Career (Min. 75 returns) | |
| 27.1 | Benny Cunningham, 2013-present (95-2,575) |
| 26.3 | Ron Brown, 1984-89, 91 (149-3,918) |
| 24.7 | Tony Horne, 1998-2000 (143-3,575) |
| 23.8 | Woodley Lewis, 1950-55 (109-2,575) |
| Season (Qualifiers) | |
| 33.7 | Verda (V.T.) Smith, 1950 (22-742) |
| 32.8 | Ron Brown, 1985 (28-918) |
| 31.8 | Tom Wilson, 1956 (15-477) |
| Season, Rookie (Qualifiers) | |
| 31.8 | Tom Wilson, 1956 (15-477) |
| 28.0 | Jon Arnett, 1957 (18-504) |
| 27.1 | Ron Waller, 1955 (17-461) |
| Game (3 returns) | |
| 51.7 | Tommy Wilson, vs. Green Bay, 12/6/59 |
| 51.5 | Tony Horne, vs. Atlanta, 11/29/98 |
| 50.3 | Verda (V.T.) Smith, vs. Detroit, 10/29/50 |
| Game, Opponent (3 returns) | |
| 73.5 | Wally Triplett, vs. Detroit, 10/29/50 |
| 52.7 | Abe Woodson, vs. San Francisco, 11/8/53 |
| 51.8 | Joe Scott, at New York Giants, 11/14/78 |

LA Kickoff Return Touchdowns

| | |
|-----------------------|---|
| Career | |
| 4 | Ron Brown, 1984-89, 1991 |
| | Tony Horne, 1998-2000 |
| 3 | Verda (V.T.) Smith, 1949-53 |
| | Cullen Bryant, 1973-82, 1987 |
| 2 | Jon Arnett, 1957-63 |
| Season | |
| 3 | Verda (V.T.) Smith, 1950 |
| | Ron Brown, 1985 |
| 2 | Tony Horne, 1999 |
| 1 | Many times, last by Pharoh Cooper, 2017 |
| Game | |
| †2 | Ron Brown, vs. Green Bay, 11/24/85 |
| 1 | Many times, last by Pharoh Cooper, at Jax, 10/15/17 |
| Game, Opponent | |
| 2 | Tyrone Hughes, at New Orleans, 10/23/94 |

1 Devin Hester, vs. Chicago, 12/11/06
Many times, last by Knile Davis, at Kansas City, 10/16/14

LA Field Goal Returns

| | |
|--|---|
| Longest Field Goal Return | |
| 99t | Jerry Williams, vs. Green Bay, 12/16/51 |
| Longest Field Goal Return, Opponent | |
| 83t | Kevin Ross, vs. Atlanta, 10/12/95 |

LA Combined Kick Returns - Most Returns

| | |
|---------------|----------------------------|
| Career | |
| 215 | Woodley Lewis, 1950-55 |
| 207 | Danny Amendola, 2009-12 |
| 183 | Tavon Austin, 2013-present |
| Season | |
| 97 | Danny Amendola, 2009 |
| 90 | Danny Amendola, 2010 |
| 88 | Alvin Haymond, 1970 |
| | Todd Kinchen, 1995 |

LA Combined Kick Returns - Yards Gained

| | |
|-----------------------|---|
| Game | |
| 294 | Woodley Lewis, at Detroit, 10/18/53 |
| 267 | Tony Horne, at Kansas City, 10/22/00 |
| 262 | Dante Hall, at Dallas, 9/30/07 |
| Game, Opponent | |
| 347 | Tyrone Hughes, at New Orleans, 10/23/94 |
| 294 | Wally Triplett, vs. Detroit, 10/29/50 |
| 267 | Steve Smith, vs. Carolina, 11/11/01 |

LA Combined Kick Returns - Touchdowns

| | |
|---------------|------------------------------|
| Career | |
| 4 | Verda (V.T.) Smith, 1949-53 |
| | Woodley Lewis, 1950-55 |
| | LeRoy Irvin, 1980-89 |
| | Henry Ellard, 1983-91 |
| | Ron Brown, 1984-89, 1991 |
| | Tony Horne, 1998-2000 |
| 3 | Jon Arnett, 1957-63 |
| | Cullen Bryant, 1973-82, 1987 |
| | Eddie Kennison, 1996-1998 |
| 2 | Fred Gehrke, 1940, 1945-49 |
| | Tom Kalmanir, 1949-51 |
| | Todd Kinchen, 1992-95 |
| | Az-Zahir Hakim, 1998-2001 |

LA Combined Net Yardage - Attempts

Includes rushing, receiving, interception returns, kickoff returns, punt returns, and fumble returns.

| | |
|-----------------------|--|
| Career | |
| 2,806 | Steven Jackson, 2004-12 |
| 1,919 | Marshall Faulk, 1999-2006 |
| 1,648 | Eric Dickerson, 1983-87 |
| Season | |
| 442 | Eric Dickerson, 1983 |
| 436 | Steven Jackson, 2006 |
| 432 | Eric Dickerson, 1986 |
| Season, Rookie | |
| 442 | Eric Dickerson, 1983 |
| 320 | Jerome Bettis, 1993 |
| 250 | Todd Gurley II, 2015 |
| Game | |
| 44 | Jerome Bettis, vs. Chicago, 1/2/94 (ru 39, re 5) |
| 39 | Five times, last by Steven Jackson, vs. Washington, 12/24/06 (ru 33, re 6) |
| 38 | Jerome Bettis, at Kansas City, 9/25/94 (ru 35, re 2) |

LA Combined Net Yardage - Yards

| | |
|---------------|-------------------------|
| Career | |
| 14,311 | Isaac Bruce, 1994-2007 |
| 13,538 | Steven Jackson, 2004-12 |
| 12,732 | Torry Holt, 1999-2008 |

Game

336 Willie Anderson, at New Orleans, 11/26/89
 314 Tavon Austin, at Indianapolis, 11/10/13
 303 Jim Benton, vs. Detroit, 11/22/45
 286 Marshall Faulk, vs. Atlanta, 10/15/00



Tackles - Combined Tackles

**Career**

1,015 James Laurinaitis, 2009-2015
 915 Merlin Olsen, 1962-76
 897 Jack Reynolds, 1970-80
 896 David (Deacon) Jones, 1961-71

Season

145 Ernest Jones, 2023
 142 James Laurinaitis, 2011
 James Laurinaitis, 2012
 140 Bobby Wagner, 2022



Blocked Punts

**Career**

10 Ed Meador, 1959-70
 8 Jack Youngblood, 1971-84
 David (Deacon) Jones, 1961-71
 6 Ivory Sully, 1979-84
 Nolan Cromwell, 1977-87

Season

4 Ed Meador, 1964
 3 Ed Meador, 1962
 Irv Cross, 1966
 Tony Guillory 1967
 Nolan Cromwell, 1987
 2 Cory Littleton, 2018



Team Records



Games Won



Most Consecutive Games Won (Including postseason)

| | |
|----|------------------------|
| 11 | 1969 |
| 8 | 1952, 1967, 2001, 2018 |
| 7 | 1978, 1985, 1999, 2003 |

Most Games Won, Season (Regular Season)

| | |
|----|------------------------------------|
| 14 | 2001 |
| 13 | 1999, 2018 |
| 12 | 1973, 1975, 1978, 2003, 2018, 2021 |

Most Consecutive Games Won, Season (Including postseason)

| | |
|----|------------------------|
| 11 | 1969 |
| 8 | 1952, 1967, 2001, 2018 |
| 7 | 1978, 1985, 1999, 2003 |

Most Consecutive Home Games Won (Regular Season)

| | |
|----|------------------|
| 15 | 2002-04 |
| 13 | 1998-2000 |
| 11 | 1973-74, 1976-78 |

Most Consecutive Road Games Won (Regular Season)

| | |
|---|--|
| 9 | 2000-02 |
| 7 | 1967-68 1968-69 1975-76 2017-18 |



Games Lost



Most Consecutive Games Lost (Regular Season)

| | |
|----|------------------|
| 17 | 2008-09 |
| 12 | 1937-38, 1959-60 |
| 11 | 1991-92 |

Most Consecutive Home Games Lost (Regular Season)

| | |
|----|---------|
| 14 | 2008-10 |
| 11 | 1961-63 |
| 8 | 1997-98 |

Most Consecutive Away Games Lost (Regular Season)

| | |
|----|---------------------------|
| 12 | 1991-92 |
| 10 | 1961-62 |
| 9 | 1956-57, 1964-65, 2008-09 |



Scoring



Most Points, Season

| | |
|-----|------|
| 540 | 2000 |
| 527 | 2018 |
| 526 | 1999 |

Most Points, Opponent, Season

| | |
|-----|------|
| 471 | 2000 |
| 465 | 2008 |
| 438 | 2007 |

Fewest Points, Season

| | |
|-----|------|
| 75 | 1937 |
| 116 | 1941 |
| 131 | 1938 |

Fewest Points, Opponent, Season

| | |
|-----|------|
| 135 | 1975 |
| 136 | 1945 |
| 146 | 1977 |

Most Points, Game

| | |
|----|---|
| 70 | vs. Baltimore, 10/22/50 |
| 65 | vs. Detroit, 10/29/50 |
| 59 | vs. Atlanta, 12/4/76 vs. Atlanta, 11/10/96 |

Most Points, Opponent, Game

| | |
|----|--|
| 56 | at Philadelphia, 10/8/50 at Baltimore, 11/25/56 |
| 55 | vs. Tampa Bay, 9/19/19 |
| 54 | at Kansas City, 10/22/00 |

Most Points, Both Teams, Game

| | |
|-----|--|
| 105 | Rams 54, Kansas City 51, 11/19/18 |
| 97 | Rams 70, Baltimore 27, 10/22/50 |
| 95 | Rams 40, Tampa Bay 55, 9/29/19 |
| 89 | Rams 52, New York Giants 37, 11/14/48 Rams 65, Detroit 24, 10/29/50 |

Fewest Points, Both Teams, Game

| | |
|---|--|
| 6 | Many times, last at New Orleans 6, Rams 0, 11/9/86 |
| 7 | vs. Chicago Cardinals 7, Rams 0, 11/23/41 at Chicago Cardinals 7, Rams 0, 9/13/42 |
| 9 | at Green Bay 6, Rams 3, 11/14/65 Rams 9, at Cleveland 0, 11/27/77 |

Most Points Overcome to Win Game

| | |
|----|--|
| 24 | at Tampa Bay, 12/6/92, (trailed 3-27, won 31-27) |
| 22 | at Green Bay, 10/12/52, (trailed 6-28, won 30-28) |
| 21 | at Green Bay, 11/17/57, (trailed 3-24, won 31-27) at Houston, 11/27/05, (trailed 3-24, won 33-27) |

Most Points, Opponent, Overcome to Win Game

| | |
|----|---|
| 23 | at Green Bay, 9/12/82, (trailed 23-0, won 35-23) |
| 21 | vs. Denver, 12/12/82, (trailed 21-0, won 27-24) vs. Dallas, 9/21/14, (trailed 21-0, won 34-31) vs. New Orleans, 10/28/01, (trailed 24-6, won 34-31) |

Most Points Overcome to Tie Game

| | |
|----|---|
| 28 | vs. Philadelphia, 10/3/48, (trailed 0-28, tied 28-28) |
| 17 | at Chicago Cardinals, 11/15/53, (trailed 17-0, tied 24-24) |
| 14 | at Chicago Bears, 10/13/46, (trailed 24-10, tied 24-24) at Chicago Cardinals, 11/20/49, (trailed 28-14, tied 28-28) at Minnesota, 11/25/62, (trailed 24-10, tied 24-24) |

Most Points, First Half

| | |
|----|---|
| 44 | vs. Green Bay, 9/21/80 |
| 38 | vs. Green Bay, 9/24/89 vs. Oakland, 11/30/14 |
| 36 | vs. St. Louis, 12/15/85 |

Most Points, Opponent, First Half

| | |
|----|----------------------------|
| 42 | at Baltimore, 11/25/56 |
| 40 | at New York Jets, 11/9/08 |
| 38 | at San Francisco, 10/28/51 |

Most Points, Both Teams, First Half

| | |
|----|---|
| 55 | vs. New York Yanks, 11/18/51 (Rams 34, Yanks 21) vs. Detroit, 10/30/60 (Rams 34, Lions 21) |
| 51 | vs. Green Bay, 9/21/80 (Rams 44, Packers 7) |
| 50 | vs. Atlanta, 10/15/00 (Rams 29, Falcons 21) |

Most Points, Second Half

| | |
|----|---|
| 41 | vs. Detroit, 10/29/50 |
| 38 | vs. Chicago, 11/4/51 |
| 35 | vs. Baltimore, 10/22/50 vs. Green Bay, 12/3/50 vs. Atlanta, 12/4/76 |

Most Points, Opponent, Second Half

| | |
|----|---|
| 35 | vs. Minnesota, 11/17/72 at Green Bay, 9/12/82 |
| 33 | vs. St. Louis, 9/23/60 |
| 31 | vs. Cleveland, 10/7/51 vs. San Francisco, 10/23/83 vs. Green Bay, 9/24/89 |

Most Points, Both Teams, Second Half

| | |
|----|--|
| 59 | vs. Kansas City, 11/19/18 (Rams 31, Chiefs 28) |
| 56 | vs. Minnesota, 11/17/72 (Vikings 35, Rams 21) |
| 55 | vs. Detroit, 10/29/50 (Rams 41, Lions 14) at New York Giants, 11/19/50 (Giants 28, Rams 27) |

Most Points, First Quarter

| | |
|----|---|
| 26 | vs. Green Bay, 12/12/53 |
| 24 | vs. Seattle, 10/31/76 vs. New England, 11/2/80 |
| 21 | Many times, last vs. Oakland, 11/30/14 |

Most Points, Opponent, First Quarter

| | |
|----|------------------------------------|
| 28 | at Oakland, 10/29/72 |
| 21 | Twice, last vs. Baltimore, 9/25/11 |
| 20 | at Kansas City, 10/22/00 |

Most Points, Both Teams, First Quarter

| | |
|----|--|
| 34 | vs. Baltimore, 10/22/50 (Rams 21, Colts 13) |
| 33 | vs. Green Bay, 12/12/53 (Rams 26, Packers 7) |
| 28 | vs. New Orleans, 12/5/72 (Rams 21, Saints 7) at Oakland, 10/29/72 (Raiders 28, Rams 0) vs. Dallas, 10/19/08 (Rams 21, Cowboys 7) vs. Chicago, 11/24/13 (Rams 21, Bears 7) |

Most Points, Second Quarter

| | |
|----|-------------------------|
| 37 | vs. Green Bay, 9/21/80 |
| 28 | at New Orleans, 10/7/79 |



Point After Touchdown



Most Points After Touchdowns, Season

| | |
|----|------------|
| 64 | 1999 |
| 59 | 1950 |
| 58 | 2000, 2001 |

Most Points After Touchdowns, Game

| | |
|-----|--|
| *10 | vs. Baltimore, 10/22/50 |
| 8 | vs. Detroit, 10/29/50 |
| | vs. San Francisco, 11/9/58 |
| | vs. Atlanta, 11/10/96 |
| 7 | Many times, last vs. Oakland, 11/30/14 |

Most Points After Touchdowns, Opponent, Game

| | |
|---|--|
| 8 | at Philadelphia, 10/8/50 |
| | at Baltimore, 11/25/56 |
| 7 | at San Francisco, 12/27/87 |
| | at Kansas City, 12/8/02 |
| | at New Orleans, 11/27/16 |
| 6 | Many times, last vs. Kansas City, 11/19/18 |



Two-Point Conversions



Most Two-Point Conversions, Season

| | |
|---|------------------------------------|
| 5 | 2012, 2018 |
| 4 | 1998, 2000, 2004, 2023 |
| 3 | 2013, 2018, 2023 |
| 2 | 1994, 1995, 1996, 1999, 2001, 2005 |

Most Two-Point Conversions, Opponents, Season

| | |
|---|------------|
| 7 | 1997 |
| 5 | 2023 |
| 3 | 1994, 2000 |

Most Two-Point Conversions, Game

| | |
|----|-----------------------|
| *4 | vs. Atlanta, 10/15/00 |
| 3 | vs. Arizona 9/16/18 |

Most Two-Point Conversions, Opponent, Game

| | |
|---|--|
| 2 | Many times, last at Indianapolis 10/1/23 |
| 1 | Many times, last vs. Denver, 12/25/22 |

Most Two-Point Conversion Attempts, Season

| | |
|---|------------------|
| 9 | 2000 |
| 6 | 1995, 2012, 2023 |
| 5 | 1994, 2018 |

Most Two-Point Conversion Attempts, Opponent, Season

| | |
|---|------|
| 8 | 1997 |
| 6 | 2000 |
| 7 | 2023 |



Field Goals



Most Field Goals Attempted, Season

| | |
|----|------|
| 49 | 1966 |
| 47 | 1973 |
| 45 | 1970 |

Most Field Goals Attempted, Opponent, Season

| | |
|----|------------------|
| 39 | 2007 |
| 38 | 2010, 2023 |
| 37 | 1993, 2011, 2012 |

Most Field Goals Attempted, Game

| | |
|---|---|
| 7 | vs. Detroit, 12/9/51 |
| | vs. Denver, 9/10/06 |
| | at Dallas, 10/1/17 |
| 6 | Many times, last at New Orleans, 11/26/72 |
| 5 | Many times, last at Seattle Seahawks, 9/10/23 |

Most Field Goals Attempted, Opponent, Game

| | |
|---|---|
| 7 | vs. Baltimore, 12/4/54 |
| | vs. Minnesota, 11/5/89 |
| 6 | Many times, last vs. New Orleans, 9/26/04 |
| 5 | Many times, last at Cincinnati, 9/25/23 |

Most Field Goals Made, Game

| | |
|---|--|
| 7 | at Dallas, 10/1/17 |
| 6 | vs. Denver, 9/10/06 |
| 5 | vs. Detroit, 12/9/51 |
| | vs. San Diego, 10/1/00 |
| | vs. Denver, 11/16/14 |
| 4 | Many times, last vs. Arizona, 10/15/23 |

Most Field Goals Made, Opponent, Game

| | |
|---|--------------------------|
| 7 | vs. Minnesota, 11/5/89 |
| 5 | vs. Dallas, 12/21/87 |
| | vs. New Orleans, 9/26/04 |

*NFL Record
† Ties NFL Record

at Atlanta, 12/9/79
vs. Green Bay, 9/24/89
vs. Indianapolis, 12/30/01
24 vs. Green Bay, 12/14/58
vs. Detroit, 10/30/60
vs. Pittsburgh, 9/22/68

Most Points, Opponent, Second Quarter

28 Many times, last at New York Giants, 10/17/21
24 vs. Arizona, 11/2/08
23 vs. Minnesota, 12/16/12

Most Points, Both Teams, Second Quarter

45 vs. Detroit, 10/30/60 (Rams 24, Lions 21)
44 vs. Green Bay, 9/21/80 (Rams 37, Packers 7)
42 at Detroit, 10/12/58 (Rams 21, Lions 21)

Most Points, Third Quarter

*41 vs. Detroit, 10/29/50
28 vs. Chicago Cards, 11/11/51
21 Many times, last vs. Houston, 11/12/17

Most Points, Opponent, Third Quarter

25 vs. New Orleans, 10/28/01
21 Many times, last at Dallas, 9/30/07
20 Three times, last vs. San Francisco, 10/22/95

Most Points, Both Teams, Third Quarter

48 vs. Detroit, 10/29/50 (Rams 41, Lions 7)
31 at New York Giants, 11/14/48 (Giants 21, Rams 10)
at Chicago, 11/3/86 (Rams 17, Bears 14)
28 Many times, last at Cleveland, 12/12/90
(Rams 14, Browns 14)

Most Points, Fourth Quarter

28 vs. Chicago, 10/26/52
vs. San Francisco, 12/30/02
24 at Green Bay, 10/12/52
at Green Bay, 10/18/59
at Atlanta, 11/19/67
21 Many times, last vs. New Orleans, 10/23/05

Most Points, Opponent, Fourth Quarter

28 vs. San Francisco, 10/23/83
23 at Oakland, 12/18/82
22 vs. Arizona, 11/20/05
at New Orleans, 11/11/07

Most Points, Both Teams, Fourth Quarter

38 at New York Yanks, 11/19/50 (Yanks 21, Rams 17)
35 vs. Minnesota, 11/17/72 (Vikings 21, Rams 14)
vs. San Francisco, 10/23/83 (49ers 28, Rams 7)
vs. Kansas City, 11/19/18 (Chiefs 21, Rams 14)



Touchdowns



Most Touchdowns, Season

| | |
|-----|------|
| 100 | 2000 |
| 94 | 2001 |
| 92 | 2021 |

Fewest Touchdowns, Season

| | |
|----|------|
| 10 | 1937 |
| 16 | 1941 |
| 17 | 2009 |

Most Touchdowns, Game

†10 vs. Baltimore, 10/22/50
9 vs. Detroit, 10/29/50
8 Five times, last vs. Atlanta 11/10/96

Most Touchdowns, Opponents, Game

8 at Philadelphia, 10/8/50
at Baltimore, 11/25/56
7 at San Francisco, 12/27/87
at Kansas City, 10/22/00
at Kansas City, 12/8/02
at New Orleans, 11/27/16
vs. Kansas City, 11/19/18

6 Many times, last vs. Tampa Bay, 9/29/19

Most Touchdowns, Both Teams, Game

14 vs. Baltimore, 10/22/50 (Rams 10, Colts 4)
vs. Kansas City, 11/19/18 (Rams 7, Chiefs 7)
12 at New York Giants, 11/14/48 (Rams 7, Giants 5)
vs. Washington, 12/11/49 (Rams 8, Redskins 4)
vs. Detroit, 10/29/50 (Rams 9, Lions 3)
at Kansas City, 10/22/00 (Chiefs 7, Rams 5)
11 Six times, last vs. San Francisco, 10/23/83 (49ers 6, Rams 5)

at Baltimore, 10/14/07
vs. Minnesota, 12/16/12
4 Many times, last vs. Seattle, 11/19/23



Safeties



Most Safeties, Game

*3 vs. New York Giants, 9/30/84
2 vs. Green Bay, 10/21/73
2 at Arizona, 11/6/11
1 Many times, last vs. Cleveland, 12/3/23

Most Safeties, Game, Opponent

2 at San Francisco, 9/8/96
1 Many times, last vs. Atlanta, 9/18/22



First Downs



Most First Downs, Season

401 2018
380 2000
357 2001

Most First Downs, Opponent, Season

337 2013
333 1994
2009
329 1996, 2023

Fewest First Downs, Season

88 1937
101 1938
103 1942

Fewest First Downs, Opponent, Season

116 1944
124 1939
129 1945

Most First Downs, Game

38 vs. New York Giants, 11/13/1966
36 vs. Tampa Bay, 9/29/2019
34 vs. New York Yanks, 9/28/1951
vs. Arizona, 9/28/2003

Most First Downs, Opponent, Game

36 vs. Jacksonville, 10/20/1996
32 at San Francisco, 11/20/94
31 at New Orleans, 11/4/2018
31 vs. Baltimore, 11/25/2019

Most First Downs, Both Teams, Game

58 vs. Chicago Bears, 10/24/54 (Rams 30, Bears 28)
57 at New York Yanks, 11/19/50 (Rams 32, Yanks 25)
55 vs. Buffalo, 12/10/95 (Bills 28, Rams 27)
vs. Minnesota, 12/10/00 (Rams 32, Vikings 23)

Fewest First Downs, Game

2 vs. Washington, 11/21/37
3 Four times, last at Detroit, 9/24/40
4 Four times, last at Detroit, 12/14/69

Fewest First Downs, Opponent, Game

1 at Seattle, 11/4/79
2 vs. Atlanta, 9/23/73
4 vs. Chicago Cardinals, 9/17/38
vs. Chicago Cardinals, 10/22/39

Fewest First Downs, Both Teams, Game

12 vs. Chicago Cards, 10/3/37 (Rams 3, Cardinals 9)
13 at Detroit, 10/15/44 (Rams 7, Lions 7)
15 Many times, last at San Francisco, 11/21/76
(Rams 8, 49ers 7)

Most First Downs, Rushing, Season

177 1973
148 1983
144 1980

Fewest First Downs, Rushing, Season

†36 1942
51 1944
61 1982

Fewest First Downs, Rushing, Opponent, Season

53 1999
63 1966
64 1966, 1970

Most First Downs, Rushing, Game

21 at New Orleans, 11/25/73
19 vs. Atlanta, 12/4/76
18 Three times, last at Seattle, 11/4/79

Most First Downs, Rushing, Game, Opponent

20 at Washington, 11/25/51
18 vs. New Orleans, 12/16/79
vs. Detroit, 9/7/80
17 Twice, last vs. Baltimore, 11/25/2019

Fewest First Downs, Rushing, Game

0 at San Francisco, 12/6/64
vs. New York Jets, 11/15/70
at Detroit, 11/17/91
at Kansas City, 12/8/02

Fewest First Downs, Rushing, Opponent, Game

0 Many Times, last at Indianapolis, 11/10/13
1 Many Times, last vs. Arizona, 9/16/18
2 Many times, last vs. Oakland, 11/30/14

Most First Downs, Passing, Season

247 2000
236 2001
2018

Most First Downs, Passing, Opponent, Season

203 2013
198 1944
197 2012

Fewest First Downs, Passing, Season

23 1937
43 1944
44 1941

Fewest First Downs, Passing, Opponent, Season

28 1937
41 1938, 1944
43 1939

Most First Downs, Passing, Game

27 vs. Tampa Bay, 9/29/19
23 vs. Minnesota, 12/16/12
22 at New York Giants, 10/2/05
21 Many times, last vs. Kansas City, 11/19/18

Most First Downs, Opponent, Passing, Game

24 vs. Jacksonville, 10/20/96, vs. New Orleans 12/15/13
23 at Detroit Lions, 9/9/12
22 vs. Minnesota, 9/27/18

Fewest First Downs, Passing, Game

0 at San Francisco, 10/10/71
1 Many times, last vs. SF, 10/13/18
2 Many times, last at New Orleans, 9/15/91

Fewest First Downs, Passing, Opponent, Game

0 at Pittsburgh, 11/13/49
vs. Atlanta, 9/23/73
1 Many times, last at Seattle, 11/4/79
2 Many times, last vs. Atlanta, 10/26/86

Most First Downs, Penalty, Season

36 1998
35 2013, 2023
31 1990, 2018
29 1981, 2010, 2011, 2017, 2018

Most First Downs, Penalty, Opponent, Season

47 2013
40 2016
36 2018

Fewest First Downs, Penalty, Season

5 1953
6 1938
7 1940, 1942

Fewest First Downs, Penalty, Opponent, Season

4 1938, 1940
5 1937
6 1944



Net Yards Gained - Rushing/Passing



Most Yards Gained, Season

7,075 2000
6,738 2018
6,690 2001

Most Yards Gained, Opponent, Season

5,965 2009
5,950 2008
5,885 2015

Fewest Yards Gained, Season

1,794 1937
2,253 1938
2,286 1941

Fewest Yards Gained, Opponent, Season

2,519 1945
 2,717 1937
 2,785 1939

Most Yards Gained, Game

735 vs. New York Yanks, 9/28/51
 614 vs. San Diego, 10/1/00
 613 at New York Yanks, 11/19/50

Most Yards Gained, Opponent, Game

582 vs. Cincinnati, 10/7/90
 574 at Baltimore, 11/25/56
 546 vs. Kansas City, 11/19/18

Most Yards Gained, Both Teams, Game

*1,113 at New York Yanks, 11/19/50 (Rams 636, Yanks 497)
 1,001 vs. Kansas City, 11/19/18 (Rams 455, Chiefs 546)
 995 vs. San Diego, 10/1/00 (Rams 614, Chargers 381)

Fewest Yards Gained, Game

58 at Chicago Bears, 11/29/42
 81 vs. Chicago Cards, 10/3/37
 86 vs. Washington, 11/21/37

Fewest Yards Gained, Opponent, Game

*-7 at Seattle, 11/4/79
 63 vs. Green Bay, 10/21/73
 68 at Chicago Cards, 10/22/39

Most Consecutive Games, 300 or More Yards

30 2000-02
 29 1949-51
 22 1999-00


Rushing Attempts

Most Rushing Attempts, Season

659 1973
 621 1977
 615 1980

Most Rushing Attempts, Game

65 at Minnesota, 9/19/76
 63 at Seattle, 11/4/79
 61 vs. New Orleans, 10/16/77


Rushing Yards

Most Yards Gained Rushing, Season

2,925 1973
 2,864 1984
 2,799 1980

Most Yards Gained Rushing, Opponent, Season

2,475 2008
 2,440 1961
 2,427 2011

Fewest Yards Gained Rushing, Season

798 1938
 875 1942
 929 1941

Fewest Yards Gained Rushing, Opponent, Season

1,119 1967
 1,189 1999
 1,202 1982

Most Yards Gained Rushing, Game

371 at New York Yanks, 11/18/51
 340 at New Orleans, 11/25/73
 337 vs. Carolina, 11/11/01

Most Yards Gained Rushing, Opponent, Game

352 at Washington, 11/25/51
 330 at Cleveland, 11/24/57
 vs. Detroit, 9/7/80

307 vs. New Orleans, 11/18/81

Most Yards Gained Rushing, Both Teams, Game

*595 vs. New York Yanks, 11/18/50 (Rams 371, Yanks 224)
 548 vs. Minnesota, 11/5/61 (Rams 295, Vikings 253)
 506 at Green Bay, 10/22/44 (Packers 294, Rams 212)

Fewest Yards Gained Rushing, Game

-29 at Washington, 10/11/42
 6 vs. Arizona, 11/20/05
 10 at Chicago Bears, 11/29/42

Fewest Yards Gained Rushing, Opponent, Game

1 vs. Chicago Bears, 10/26/52
 6 vs. New York Giants, 11/12/89
 8 vs. New York Giants, 9/30/84

Fewest Yards Gained Rushing, Both Teams, Game

62 at San Francisco, 12/6/64 (Rams 15, 49ers 47)
 78 at Detroit, 11/7/99 (Rams 57, Detroit 21)
 82 vs. New Orleans, 9/6/98 (Rams 47, New Orleans 35)


Rushing Touchdowns

Most Touchdowns Rushing, Season

28 1950
 26 2000
 24 1954

Most Touchdowns Rushing, Opponent, Season

26 1961, 2008
 24 2009
 22 1992, 1996, 2005

Most Touchdowns, Rushing, Game

7 vs. Atlanta, 12/4/76
 6 vs. New York Yanks, 11/18/51
 5 vs. Chicago, 10/24/54
 at Detroit, 10/12/58
 vs. Minnesota, 12/10/00

Most Touchdowns, Rushing, Opponent, Game

6 vs. Cleveland, 11/24/57
 5 vs. Detroit, 10/30/60
 vs. Detroit, 9/7/80
 at Pittsburgh, 11/3/96
 4 Many times, last at Indianapolis, 10/17/05

Most Touchdowns Rushing, Both Teams, Game

8 vs. New York Yanks, 11/18/51 (Rams 6, Yanks 2)
 7 at Cleveland, 11/24/57 (Rams 1, Browns 6)
 at Detroit, 10/12/58 (Rams 5, Lions 2)
 vs. Atlanta, 12/4/76 (Rams 7, Falcons 0)
 vs. Detroit, 9/7/80 (Rams 2, Lions 5)
 6 Many times, last at Tampa Bay, 12/18/00 (Rams 3, Buccaneers 3)


Passing Attempts

Most Passes Attempted, Season

635 2002
 632 2019
 1995

Fewest Passes Attempted, Season

168 1937
 199 1945
 208 1944

Most Passes Attempted, Game

62 at New York Giants, 10/2/05
 61 vs. Buffalo, 12/10/95
 56 at San Francisco, 9/11/05

Most Passes Attempted, Opponent, Game

64 vs. Philadelphia, 11/6/49
 58 at Arizona, 9/29/96
 vs. Atlanta, 12/2/07
 at Tampa Bay, 9/25/16

Most Passes Attempted, Both Teams, Game

97 vs. Chicago, 12/26/99 (Bears 55, Rams 42)
 at New York Giants, 10/2/05 (Rams 62, Giants 35)
 96 vs. Cardinals, 9/12/10 (Cardinals 41, Rams 55)
 95 vs. Kansas City, 11/19/18 (Rams 49, Chiefs 46)

Fewest Passes Attempted, Game

4 vs. Detroit, 9/10/37
 6 vs. Chicago Cards, 11/5/39
 at New York Giants, 11/10/40
 8 vs. Chicago Bears, 10/9/38
 at San Francisco, 11/21/76

Fewest Passes Attempted, Opponent, Game

†0 vs. Detroit, 9/10/37
 at Pittsburgh, 11/13/49
 6 at Brooklyn, 9/20/39
 7 vs. Chicago Cards, 11/5/39
 vs. Baltimore, 12/18/65

Fewest Passes Attempted, Both Teams, Game

4 vs. Detroit, 9/10/37 (Rams 4, Lions 0)
 24 vs. Atlanta, 9/23/73 (Rams 15, Falcons 9)
 25 Many times, last at Pittsburgh, 11/13/49 (Rams 25, Steelers 0)



Passing Completions



Most Passes Completed, Season

408 2002
406 2021
392 2005

Most Passes Completed, Game

56 vs. Tampa Bay, 9/29/19
40 at New York Giants, 10/2/05
36 vs. San Diego, 11/10/02
35 vs. San Francisco, 10/27/85
at Seattle, 9/10/00
at Green Bay, 11/29/04
vs. Minnesota, 12/16/12
vs. Philadelphia, 12/16/18

Most Passes Completed, Opponent, Game

41 at Tampa Bay, 9/26/21
37 at New York Jets, 9/25/83
vs. Jacksonville, 10/20/96
at Arizona, 9/29/96
at Arizona, 9/25/21
36 vs. New England, 11/16/86
vs. Chicago, 11/24/13
at Tampa Bay, 9/25/16
vs. Minnesota, 9/27/18
at Tampa Bay, 11/6/22

Most Passes Completed, Both Teams, Game

73 vs. Tampa Bay, 9/29/19 (Rams 45, Bucs 28)
65 at Atlanta, 9/15/13 (Falcons 31, Rams 24)
64 vs. Kansas City, 11/19/18 (Rams 31, Chiefs 33)

Fewest Passes Completed, Game

1 Many times, last at New York Giants, 11/10/40
2 at San Francisco, 10/10/71
3 Many times, last at San Francisco, 11/21/76

Fewest Passes Completed, Opponent, Game

†0 vs. Pittsburgh, 11/13/49
2 Many times, last at Seattle, 11/4/79
3 Many times, last at Chicago, 9/24/72

Fewest Passes Completed, Both Teams, Game

1 vs. Detroit, 9/10/37 (Rams 1, Lions 0)
4 vs. Chicago Bears, 10/9/38 (Rams 1, Bears 3)
6 vs. Chicago Cards, 10/3/37 (Rams 3, Cardinals 3)
vs. Pittsburgh, 10/29/39 (Rams 1, Steelers 5)



Passing Yards



Most Yards Gained, Passing, Season

5,232 2000
4,663 2001
4,642 2021

Most Yards Gained, Passing, Opponent, Season

4,109 2021
4,106 2018
4,085 2000

Fewest Yards Gained, Passing, Season

839 1937
1,261 1944
1,352 1941

Fewest Yards Gained, Passing, Opponent, Season

883 1937
1,248 1938
1,249 1939

Most Yards Gained, Passing, Game

541 vs. New York Yanks, 9/28/51
517 vs. Tampa Bay, 9/29/19
506 vs. Chicago, 12/26/82

Most Yards Gained, Passing, Opponent, Game

483 vs. Cincinnati, 10/7/90
478 vs. Kansas City, 11/19/18
475 vs. San Francisco, 11/28/93

Most Yards Gained, Passing, Both Teams, Game

902 vs. Tampa Bay, 9/29/19 (Rams 517, Bucs 385)
891 vs. Kansas City, 11/19/18 (Rams 413, Chiefs 478)
887 vs. Minnesota, 9/27/18 (Rams 465, Vikings 422)

Fewest Yards Gained, Passing, Game

-18 at San Francisco, 10/10/71
-5 at Dallas Texans, 11/9/52
18 vs. Pittsburgh, 10/29/39

Fewest Yards Gained, Passing, Opponent, Game

-30 at Seattle, 11/4/79

-1 at Green Bay, 10/13/74

0 vs. Detroit, 9/10/37
at Pittsburgh, 11/13/49

Fewest Yards Gained, Passing, Both Teams, Game

20 vs. Detroit, 9/10/37 (Rams 20, Lions 0)
28 at Dallas Texans, 11/9/52 (Rams -5, Texans 33)
44 at San Francisco, 11/21/76 (Rams 26, 49ers 18)



Passing Completions Percentage



Highest Completion Percentage, Season

68.8 2001
66.9 2022
66.2 2012

Highest Completion Percentage, Opponent, Season

68.1 2013
67.4 2022
66.8 2015

Highest Completion Percentage, Game (10 att.)

88.9 at San Francisco, 11/7/54
87.0 vs. San Francisco, 10/10/99
86.3 vs. Seattle, 10/19/14

Highest Completion Percentage, Opponent, Game (10 att.)

91.3 vs. Cleveland, 12/26/93
85.7 at Kansas City, 10/27/14
84.3 at Arizona, 12/9/13



Passes Had Intercepted



Fewest Passes Had Intercepted, Season

7 1969, 2017
8 2006
10 2011

Most Passes Had Intercepted, Season

35 1941
34 1938
32 1981

Most Passes Had Intercepted, Game

7 Many times, last vs. Detroit, 10/26/58
6 Many times, last at Carolina, 12/12/04
5 Many times, last at Tennessee, 12/13/09



Passing Touchdowns



Most Touchdowns, Passing, Season

42 1999
41 2021
37 2000, 2001

Most Touchdowns, Passing, Game

6 vs. New York Bulldogs, 11/27/49
vs. Washington, 12/11/49
vs. Detroit, 10/29/50
5 Many times, last vs. Minnesota, 9/27/18
4 Many times, last vs. New York Giants, 10/17/21

Most Touchdowns, Passing, Opponent, Game

6 vs. Kansas City, 11/19/18
5 vs. St. Louis, 9/23/60
vs. Chicago, 10/13/63
vs. Miami, 12/14/86
at San Francisco, 12/27/87
at New Orleans, 11/27/16
4 Many times, last at New Orleans, 11/4/18



Sacks



Most Sacks, Season

57 1999
56 1980, 1985, 1988
53 1970, 2013

Fewest Sacks, Season

17 1991
18 1982
22 2019
25 2009

Most Sacks, Game

10 vs. Atlanta, 9/28/69
vs. San Diego, 10/4/70
9 Many times, last vs. Arizona, 10/4/12
8 Three times, last vs. Minnesota, 11/30/03

Most Sacks, Opponent, Game

11 at Baltimore, 11/22/64
 10 at San Francisco, 12/6/74
 vs. San Francisco, 10/11/76
 9 at New Orleans, 12/1/85

Most Sacks, Both Teams, Game

16 at Baltimore, 11/22/64 (Rams 5, Colts 11)
 14 at New Orleans, 10/24/76 (Rams 9, Saints 5)
 13 vs. Tampa Bay, 11/5/78 (Rams 9, Buccaneers 4)

**Interceptions****Most Interceptions, Season**

38 1952
 32 1967, 1976
 31 1950, 1955

Most Interceptions, Game

7 vs. Detroit, 11/26/44
 vs. Green Bay, 11/11/45
 at Chicago Bears, 10/9/49
 vs. San Francisco, 10/18/64
 6 at Pittsburgh, 12/4/38
 at New York Yanks, 11/19/50
 at Dallas, 11/9/52
 at Kansas City, 10/20/85
 at Atlanta, 12/15/96
 5 Many times, last at Tennessee, 12/13/09

**Interception Return Yards Gained****Most Yards, Season**

712 1952
 567 1999
 546 1980

Most Yards, Opponent, Season

518 1952
 497 1995
 492 2002

Fewest Yards, Season

5 1959
 15 1938
 24 1939

Fewest Yards, Opponent, Season

27 1938
 40 1969
 61 1939

Most Yards, Game

314 vs. San Francisco, 10/18/64
 225 vs. Green Bay, 9/21/80
 177 vs. Jacksonville, 10/20/96

Most Yards, Opponent, Game

182 vs. Dallas Texans, 11/2/52
 171 at San Francisco, 11/26/95
 149 at Chicago, 10/11/64

Most Yards, Both Teams, Game

338 vs. San Francisco, 10/18/64 (Rams 314, 49ers 24)
 308 vs. Dallas Texans, 11/2/52 (Rams 126, Texans 182)

244 vs. Detroit, 11/1/53 (Rams 129, Lions 115)

Most Touchdowns By Interceptions, Both Teams, Game

3 vs. Detroit, 11/1/53 (Rams 2, Lions 1)
 at Arizona, 12/30/07 (Rams 1, Cardinals 2)
 2 Many times, last vs. Indianapolis, 9/10/17 (Rams 2)

**Punting****Most Punts, Season**

106 2011
 98 1986
 2016
 96 2015

Most Punts, Opponents, Season

108 1979
 104 1978
 96 1986
 2016

Most Punts, Game

12 vs. Chicago Bears, 10/9/38
 vs. Green Bay, 11/26/39
 at New York, 11/10/40

at San Francisco, 11/21/76

11 Many times, last at San Francisco, 1/3/10
 10 Many times, last at San Francisco, 9/12/16

Most Punts, Opponent, Game

14 vs. New York Yanks, 9/28/51
 12 Three times, last vs. Chicago Cardinals, 11/23/41
 11 Many times, last at Seattle, 11/4/79

**Average Punt Yardage****Highest Average Distance, Punting, Season**

49.6 2008
 47.9 2015, 2017
 47.8 2016

Highest Average Distance, Punting, Game (4 punts)

57.3 at San Francisco, 10/3/22
 56.9 vs. Arizona, 10/4/12
 56.4 vs. Philadelphia, 12/10/17

Highest Avg. Distance, Punting, Opponent, Game (4 punts)

57.3 at Chicago Bears, 11/16/52
 55.8 at Detroit, 10/10/54
 55.3 at Washington, 10/26/41

**Punt Returns****Most Punt Returns, Season**

67 1978
 62 1970
 58 1969, 1979

Most Punt Returns, Opponents, Season

60 1963, 1997
 59 1979
 58 1998

Fewest Punt Returns, Season

14 1961
 19 1993
 2021
 22 1982

Fewest Punt Returns, Opponent, Season

12 2018
 17 2001
 22 1972

Most Punt Returns, Game

8 Many times, last at San Francisco, 10/25/81
 7 Many times, last vs. Atlanta, 12/11/16
 6 Many times, last vs. San Francisco, 9/7/97

Most Punt Returns, Opponent, Game

9 vs. Baltimore, 11/22/64
 vs. Minnesota, 12/2/79
 at Philadelphia, 9/7/08

8 at Detroit, 9/27/42

at Chicago Bears, 11/29/42

7 Many times, last vs. Seattle, 11/20/11

Most Punt Returns, Both Teams, Game

15 at Detroit, 9/27/42 (Rams 7, Lions 8)
 at Baltimore, 11/27/66 (Rams 8, Colts 7)
 at Atlanta, 9/12/76 (Rams 7, Falcons 7)
 vs. Chicago, 11/23/75 (Rams 7, Bears 6)

13 at Atlanta, 9/18/77 (Rams 8, Falcons 5)
 at Tampa Bay, 9/23/79 (Rams 7, Buccaneers 6)
 vs. Minnesota, 12/2/79 (Rams 4, Vikings 9)

Most Touchdowns, Punt Returns, Season

3 1981
 2 1947, 1949, 1952, 1984, 1992, 1996
 1 1998, 1999, 2000, 2007, 2011, 2013, 2014, 2015, 2021

Most Touchdowns, Punt Returns, Opponent, Season

3 1951, 1994
 2 1993, 2002, 2003, 2011

Most Touchdowns, Punt Returns, Game

†2 Twice, at Atlanta, 10/11/81, vs. Atlanta, 12/27/1992
 vs. Atlanta, 12/27/92

Most Touchdowns, Punt Returns, Game, Opponent

2 at Detroit, 10/14/51
 1 Many times, last vs. San Francisco, 12/26/10



Fair Catches



Most Fair Catches, Season

26 2021
 25 1998, 1999, 2011
 24 1989, 2011, 2023

Most Fair Catches, Opponent, Season

40 2016
 30 1968, 1986
 28 2011
 25 2015

Most Fair Catches, Game

4 Many times, last vs. Carolina, 10/16/22
 3 Many times, last vs. Commanders, 12/17/23
 2 Many times, last at. New Orleans, 11/20/22

Most Fair Catches, Opponent, Game

7 at San Francisco, 9/12/16
 5 Four times, last at San Francisco, 11/14/10
 4 Many times, last at Pittsburgh, 12/2/11

Most Fair Catches, Both Teams, Game

10 at San Francisco, 9/12/16 (Rams 3, 49ers 7)
 8 at Baltimore, 11/8/71 (Rams 3, Colts 5)
 7 Many times, last at SF, 11/14/10 (Rams 2, 49ers 5)



Punt Return Yards Gained



Most Yards, Punt Returns, Season

711 1978
 676 1981
 640 1947

Most Yards, Punt Returns, Opponent, Season

681 1963
 652 1998
 637 1994

Fewest Yards, Punt Returns, Season

79 2013
 102 1993
 129 1960

Fewest Yards, Punt Returns, Opponent, Season

55 1972
 67 1971
104 2018

Most Yards, Punt Returns, Game

219 at Atlanta, 10/11/81
 166 at San Francisco, 10/25/81
 147 at Cincinnati, 10/3/99

Most Yards, Punt Returns, Opponents, Game

155 vs. Washington, 9/21/63
 148 at Buffalo, 11/21/04
 141 at Green Bay, 10/9/94

Most Yards, Punt Returns, Both Teams, Game

*282 at Atlanta, 10/11/81 (Rams 219, Falcons 63)
 198 at Chicago Bears, 10/10/48 (Rams 69, Bears 129)
 189 at Kansas City, 12/8/02 (Rams 94, Chiefs 95)



Kickoff Returns



Most Kickoff Returns, Season

84 2004
 82 2007
 80 2008

Most Kickoff Returns, Opponent, Season

86 2001
 85 1999
 84 1989

Fewest Kickoff Returns, Season

26 1945
 33 1977, 2022
 34 1975, 2015, 2021

Fewest Kickoff Returns, Opponent, Season

19 1941
 22 2016
 23 2017

Most Kickoff Returns, Game

9 vs. New Orleans, 10/28/01
 at Tennessee, 12/13/09
 at Detroit, 10/10/10
 8 Many times, last vs. Pittsburgh, 12/20/07
 7 Many times, last vs. Atlanta, 11/21/10

Most Kickoff Returns, Opponent, Game

9 vs. San Diego, 10/1/00
 8 Many times, last vs. Green Bay, 9/27/09
 7 Many times, last vs. Indianapolis, 10/25/09

Most Kickoff Returns, Both Teams, Game

15 vs. New Orleans, 10/28/01 (Rams 9, Saints 6)
 14 vs. Chicago Bears, 10/24/54 (Rams 7, Bears 7)
 at San Francisco, 11/7/54 (Rams 7, 49ers 7)
 at New Orleans, 10/23/94 (Rams 7, Saints 7)
 vs. San Diego, 10/1/00 (Rams 5, Chargers 9)
 at Kansas City, 10/22/00 (Rams 8, Chiefs 6)



Kickoff Return Yards Gained



Most Yards, Kickoff Returns, Season

1,938 2007
 1,764 2009
 1,761 2008

Most Yards, Kickoff Returns, Opponent, Season

2,194 2001
 2,115 1999
 1,888 2000

Fewest Yards, Kickoff Returns, Season

448 1945
663 2022
 686 2021

Fewest Yards, Kickoff Returns, Opponent, Season

430 2016
 463 1941
 520 2017

Most Yards, Kickoff Returns, Game

267 at Kansas City, 10/22/00
 254 vs. Chicago, 10/13/63
 239 vs. St. Louis, 11/14/76

Most Yards, Kickoff Returns, Opponent, Game

362 vs. Detroit, 10/29/50
 304 at New Orleans, 10/23/94
 263 at New York Giants, 11/11/48

Most Yards, Kickoff Returns, Both Teams, Game

560 vs. Detroit, 10/29/50 (Rams 198, Lions 362)
 501 at New Orleans, 10/23/94 (Rams 197, Saints 304)
 384 at New York Giants, 11/14/48 (Rams 121, Giants 263)

Most Touchdowns, Kickoff Returns, Season

3 1950, 1985
 2 1999
 1 1998, 2000, 2005, 2017

Most Touchdowns, Kickoff Returns, Opponent, Season

2 1950, 1964, 1967, 1981, 1994, 2001, 2002, 2003,
 2006, 2007
 1 Many times, last in 2009

Most Touchdowns, Kickoff Returns, Game

2 vs. Green Bay, 11/24/85
 1 Many times, last vs. Jacksonville, 10/15/17

Most Touchdowns, Kickoff Returns, Game, Opponent

2 at New Orleans, 10/23/94
 vs. Chicago, 12/11/06
 1 Many times, last at Detroit, 10/10/10



Fumbles



Most Fumbles, Season

42 1996
 40 1964, 1965
 39 1978, 1986

Most Fumbles, Opponent, Season

42 1996
 40 1964, 1965
 39 1978, 1986

Fewest Fumbles, Season

12 2021
 14 2010
16 2022

Fewest Fumbles, Opponent, Season

13 1956
15 1974, 1982, 1994, 2022
 16 1998

Most Fumbles, Game

8 vs. Detroit, 10/31/65
 7 Many times, last vs. New Orleans, 12/16/79
 6 Many times, last at New York Giants, 9/7/03

Most Fumbles, Opponent, Game

- 8 at Chicago Cards, 11/27/38
- 7 Many times, last vs. Arizona, 12/9/10
- 6 Many times, last at Green Bay, 9/4/88

Most Fumbles, Both Teams, Game

- 14 at Chicago Bears, 11/24/40 (Rams 7, Bears 7)
- 12 at Chicago Bears, 9/15/39 (Rams 6, Bears 6)
- at Chicago Bears, 11/16/52 (Rams 7, Bears 5)
- 11 at New York Giants, 9/7/03 (Rams 6, Giants 5)
- at New Orleans, 10/24/76 (Rams 4, Saints 7)
- at New York Giants, 12/1/46 (Rams 6, Giants 5)
- at Chicago Cardinals, 11/27/38 (Rams 3, Cardinals 8)

**Fumbles Lost****Most Fumbles Lost, Season**

- 24 1983
- 23 1958
- 22 1953, 1965, 1978, 1986, 2001

Most Fumbles Lost, Opponent, Season

- 24 1947, 1948
- 22 1984, 2003
- 20 1966, 1983

Most Fumbles Lost, Game

- 6 vs. New England, 12/11/83
- vs. Detroit, 10/31/65
- at Detroit, 9/29/40
- 5 Many times, last vs. Phoenix, 9/1/91
- 4 Many times, last vs. Tampa Bay, 11/26/01

Most Fumbles Lost, Opponent, Game

- 5 at New Orleans, 10/24/76
- at Green Bay, 9/25/66
- at Detroit, 10/15/44
- at Chicago Cardinals, 11/27/38
- 4 Many times, last vs. Cardinals, 12/9/10
- 3 Many times, last at Washington, 10/12/08

Most Fumbles Lost, Both Teams, Game

- 9 at Chicago Bears, 9/15/39 (Rams 5, Bears 4)
- 8 Many times, Last vs. New England, 12/11/83 (Rams 6, Patriots 2)
- 7 at Philadelphia, 12/1/02 (Rams 3, Eagles 4)
- at Chicago Bears, 11/16/52 (Rams 4, Bears 3)
- at Detroit, 9/29/40 (Rams 6, Lions 1)
- at Chicago Cardinals, 11/27/38 (Rams 2, Cardinals 5)

**Penalties****Most Penalties, Season**

- 142 1997
- 133 1978, 1996
- 131 2011

Most Penalties, Opponent, Season

- 142 1997
- 133 1978, 1996
- 126 2010

Fewest Penalties, Season

- 29 1941
- 45 1942
- 51 1959

Fewest Penalties, Opponent, Season

- 43 1945
- 46 1942
- 47 1941, 1958

Most Penalties, Game

- 15 Five times, last vs. Philadelphia, 12/18/05
- 14 Many times, last vs. New Orleans, 11/26/00
- 13 Many times, last vs. San Francisco, 11/11/12

Most Penalties, Opponent, Game

- 18 vs. Chicago Bears, 11/10/46
- vs. Cleveland, 10/7/51
- 17 vs. New Orleans, 11/26/00
- 16 at Chicago Bears, 10/10/48

Most Penalties, Both Teams, Game

- 31 vs. New Orleans, 11/26/00 (Rams 14, Saints 17)
- 27 vs. Chicago Bears, 11/10/46 (Rams 9, Bears 18)
- 26 vs. New Orleans, 11/8/81 (Rams 13, Saints 13)
- vs. Cincinnati, 9/1/96 (Rams 11, Bengals 15)
- at Buffalo, 11/21/04 (Rams 11, Bills 15)
- at San Francisco, 11/14/10 (Rams 12, 49ers 14)

Fewest Penalties, Game

- 0 vs. New Orleans, 12/9/90
- vs. Baltimore, 12/18/65
- at Chicago, 11/29/42
- at New York, 11/16/41
- 1 Many times, last at San Francisco, 10/3/22
- 2 Many times, last at Indianapolis, 9/19/21

Fewest Penalties, Opponent, Game

- 0 at New England 10/26/08
- vs. Chicago, 9/24/95
- vs. Minnesota, 11/19/72
- vs. New York, 9/27/41
- 1 Many times, last at Seattle, 9/10/00
- 2 Many times, last at New Orleans, 11/20/22

Fewest Penalties, Both Teams, Game

- 1 vs. New York Yanks, 9/27/53 (Rams 1, Yanks 0)
- 2 vs. Green Bay, 12/16/62 (Rams 1, Packers 1)
- vs. Baltimore, 12/18/65 (Rams 0, Colts 2)
- 3 Many times, last at San Francisco, 10/21/18 (Rams 1, 49ers 2)

**Penalty Yards****Most Yards Penalized, Season**

- 1,169 1978
- 1,091 2016
- 1,065 1997

Most Yards Penalized, Opponent, Season

- 1,066 2005
- 1,064 1997
- 1,028 1951

Fewest Yards Penalized, Season

- 195 1938
- 220 1939
- 218 1937

Fewest Yards Penalized, Opponent, Season

- 220 1939
- 249 1938
- 318 1939

Most Yards Penalized, Game

- 162 vs. Baltimore, 10/22/50
- 149 at Dallas, 11/6/60
- 145 at Chicago Bears, 10/19/58

Most Yards Penalized, Opponent, Game

- 177 vs. San Francisco, 9/18/94
- 173 vs. Minnesota, 9/22/67
- 155 at Oakland, 9/10/18
- 150 vs. Detroit, 10/3/52

Most Yards Penalized, Both Teams, Game

- 269 vs. Green Bay, 12/3/50 (Rams 123, Packers 146)
- 267 vs. Minnesota, 9/22/67 (Rams 94, Vikings 173)
- 253 at Atlanta, 11/19/67 (Rams 135, Falcons 118)

Fewest Yards Penalized, Game

- 0 Many times, last vs. New Orleans, 12/9/90
- 4 vs. Tampa Bay, 9/26/21
- 5 Many times, Last at Arizona, 12/7/08

Fewest Yards Penalized, Opponent, Game

- †0 Three times, last at New England, 10/26/08
- 5 Many times, last at Atlanta, 10/14/93
- 7 at New Orleans, 10/30/88
- at Green Bay, 12/20/92

Fewest Yards Penalized, Both Teams, Game

- 10 vs. Green Bay, 12/16/62 (Rams 5, Packers 5)
- 15 vs. Chicago Cards, 11/23/41 (Rams 5, Cardinals 10)
- vs. New York Yanks, 9/27/53 (Rams 15, Yanks 0)
- 20 Many times, last at San Francisco, 10/21/18 (Rams 10, 49ers 10)



Rams Big Days



Bold denotes player active with Rams
Italics denotes rookie



Big Days Rushing (150-plus yards)



| Yards | Player/Opponent | Date | Carries/TDs |
|------------|---|----------------------|---------------------------|
| 247 | Willie Ellison vs. New Orleans Saints | Dec. 5, 1971 | (26 carries, 1 TD) |
| 223 | Tom Wilson vs. Green Bay Packers | Dec. 16, 1956 | (23 carries, 0 TD) |
| 221 | Greg Bell vs. Green Bay Packers | Sept. 24, 1989 | (28 carries, 2 TD) |
| 220 | Marshall Faulk at New Orleans Saints | Dec. 24, 2000 | (32 carries, 2 TD) |
| 215 | Eric Dickerson vs. Houston Oilers | Dec. 9, 1984 | (27 carries, 2 TD) |
| 213 | Charles White at St. Louis Cardinals | Nov. 15, 1987 | (34 carries, 1 TD) |
| 212 | Jerome Bettis at New Orleans Saints | Dec. 12, 1993 | (28 carries, 1 TD) |
| 210 | Greg Bell at New England Patriots | Dec. 24, 1989 | (26 carries, 1 TD) |
| 208 | Todd Gurley II at Denver Broncos | Oct. 14, 2018 | (28 carries, 2 TD) |
| 208 | Eric Dickerson at St. Louis Cardinals | Nov. 4, 1984 | (21 carries, 0 TD) |
| 208 | Marshall Faulk vs. Atlanta Falcons | Oct. 15, 2000 | (25 carries, 1 TD) |
| 207 | Eric Dickerson vs. Tampa Bay Buccaneers | Oct. 5, 1986 | (30 carries, 2 TD) |
| 205 | Dan Towler at Baltimore Ravens | Nov. 22, 1953 | (14 carries, 1 TD) |
| 202 | Marshall Faulk at Carolina Panthers | Dec. 23, 2001 | (30 carries, 2 TD) |
| 199 | Ollie Matson at Chicago Bears | Oct. 11, 1959 | (31 carries, 3 TD) |
| 199 | Eric Dickerson vs. Detroit Lions | Oct. 2, 1983 | (30 carries, 2 TD) |
| 195 | Trung Canidate at New York Jets | Oct. 21, 2001 | (23 carries, 2 TD) |
| 193 | Eric Dickerson at St. Louis Cardinals | Sept. 7, 1986 | (38 carries, 2 TD) |
| 192 | Eric Dickerson at New York Jets | Sept. 25, 1983 | (28 carries, 2 TD) |
| 191 | Eric Dickerson at Tampa Bay Buccaneers | Nov. 25, 1984 | (28 carries, 3 TD) |
| 183 | Marshall Faulk vs. Carolina Panthers | Nov. 11, 2001 | (15 carries, 2 TD) |
| 183 | Marshall Faulk vs. Seattle Seahawks | Oct. 20, 2002 | (32 carries, 3 TD) |
| 181 | Marshall Faulk at Atlanta Falcons | Oct. 17, 1999 | (18 carries, 1 TD) |
| 179 | Steven Jackson vs. Jacksonville Jaguars | Oct. 30, 2005 | (25 carries, 0 TD) |
| 178 | Marshall Faulk at Arizona Cardinals | Nov. 3, 2002 | (27 carries, 1 TD) |
| 171 | Cam Akers vs. New England | Dec. 10, 2020 | (29 carries, 0 TD) |
| 170 | Eric Dickerson vs. Atlanta Falcons | Oct. 26, 1986 | (30 carries, 0 TD) |
| 169 | Dick Bass at Chicago Bears | Dec. 9, 1962 | (20 carries, 1 TD) |
| 168 | Marshall Faulk vs. Atlanta Falcons | Jan. 6, 2002 | (20 carries, 1 TD) |
| 167 | C.J. Anderson at Arizona Cardinals | Dec. 23, 2018 | (20 carries, 1 TD) |
| 166 | Ron Waller vs. Philadelphia Eagles | Sept. 30, 1956 | (20 carries, 1 TD) |
| 166 | Charles White vs. Pittsburgh Steelers | Oct. 11, 1987 | (33 carries, 1 TD) |
| 164 | Eric Dickerson at New Orleans Saints | Oct. 14, 1984 | (20 carries, 0 TD) |
| 161 | Steven Jackson at Atlanta Falcons | Dec. 28, 2008 | (30 carries, 2 TD) |
| 160 | Steven Jackson vs. Dallas Cowboys | Oct. 10, 2008 | (25 carries, 3 TD) |
| 159 | Charles White vs. Atlanta Falcons | Dec. 13, 1987 | (29 carries, 2 TD) |
| 159 | Steven Jackson vs. New Orleans Saints | Oct. 30, 2011 | (25 carries, 2 TD) |
| 159 | <i>Todd Gurley II at Green Bay Packers</i> | <i>Oct. 11, 2015</i> | <i>(30 carries, 0 TD)</i> |
| 158 | Greg Hill, at Buffalo Bills | Sept. 20, 1998 | (19 carries, 2 TD) |
| 158 | Marshall Faulk vs. Oakland Raiders | Oct. 13, 2002 | (26 carries, 0 TD) |
| 158 | Kyren Williams vs. Arizona Cardinals | Oct. 13, 2023 | (20 carries, 1 TD) |
| 155 | Charles White at Atlanta Falcons | Oct. 18, 1987 | (31 carries, 0 TD) |
| 155 | Dan Towler vs. New York Yanks | Nov. 18, 1951 | (13 carries, 1 TD) |
| 154 | Marshall Faulk at New Orleans Saints | Dec. 12, 1999 | (29 carries, 1 TD) |
| 154 | Dan Towler vs. Chicago Bears | Oct. 25, 1953 | (24 carries, 1 TD) |
| 152 | Todd Gurley II at Seattle Seahawks | Dec. 17, 2017 | (21 carries, 3 TD) |
| 152 | Lawrence McCutcheon at New Orleans Saints | Nov. 25, 1973 | (20 carries, 0 TD) |
| 152 | Lawrence McCutcheon at Chicago Bears | Dec. 2, 1973 | (24 carries, 0 TD) |
| 152 | Lawrence McCutcheon vs. Atlanta Falcons | Dec. 11, 1977 | (17 carries, 0 TD) |
| 152 | Kyren Williams vs. Washington Commanders | Dec. 17, 2023 | (27 carries, 1 TD) |
| 150 | Eric Dickerson at Seattle Seahawks | Sept. 23, 1985 | (31 carries, 3 TD) |
| 150 | Eric Dickerson vs. Green Bay Packers | Nov. 24, 1985 | (31 carries, 1 TD) |
| 150 | Steven Jackson vs. Washington Redskins | Dec. 24, 2006 | (33 carries, 1 TD) |



Career 100-Plus Yard Rushing Games



| Games | Player | Record | Games | Player | Record |
|----------|-----------------------|------------|-------|--------------|--------|
| 38 | Eric Dickerson | 27-11 | 3 | Ollie Matson | 2-1 |
| 33 | Steven Jackson | 17-15-1 | | | |
| 27 | Marshall Faulk | 27-0 | | | |
| 22 | Lawrence McCutcheon | 19-2-1 | | | |
| 17 | Todd Gurley II | 16-1 | | | |
| 11 | Jerome Bettis | 3-8 | | | |
| 10 | Dick Bass | 6-4 | | | |
| 10 | Dan Towler | 10-0 | | | |
| 8 | Wendell Tyler | 6-2 | | | |
| 8 | Charles White | 7-1 | | | |
| 7 | Greg Bell | 6-1 | | | |
| 7 | Paul (Tank) Younger | 3-3-1 | | | |
| 6 | Cleveland Gary | 4-2 | | | |
| 6 | Kyren Williams | 5-1 | | | |
| 5 | Jon Arnett | 2-3 | | | |
| 5 | Willie Ellison | 2-2-1 | | | |
| 5 | Ron Waller | 4-1 | | | |
| 5 | Tim Wilson | 2-3 | | | |
| 4 | Cam Akers | 2-2 | | | |
| 4 | Skeet Quinlan | 1-3 | | | |
| 4 | Zac Stacy | 2-2 | | | |
| 3 | Cullen Bryant | 3-0 | | | |
| 3 | John Cappelletti | 2-0-1 | | | |



Regular Season Games With More Than One 100-Yard Rusher



| | |
|---------------------------------|--|
| Nov. 8, 1953 vs. San Francisco | Skeet Quinlan (11-119) and Paul Younger (12-101) |
| Oct. 24, 1954 vs. Chicago Bears | Dan Towler (15-123) and Paul Younger (27-106) |
| Oct. 31, 1954 vs. Detroit | Paul Younger (18-140) and Skeet Quinlan (13-119) |
| Dec. 4, 1955 vs. Baltimore | Ron Waller (24-138) and Paul Younger (25-132) |
| Sept. 16, 1973 at Kansas City | Jim Bertelsen (28-143) and Lawrence McCutcheon (21-120) |
| Sept. 12, 1976 at Atlanta | Lawrence McCutcheon (26-115) and John Cappelletti (22-102) |
| Sept. 19, 1976 at Minnesota | John Cappelletti (28-128) and Lawrence McCutcheon (29-110) |
| Nov. 11, 1996 vs. Atlanta | Lawrence Phillips (14-106) and Harold Green (13-106) |
| Nov. 11, 2001 vs. Carolina | Marshall Faulk (15-183) and Trung Canidate (16-145) |



Big Days Passing (350-plus yards)



| Yards | Player/Opponent | Date | Att./Comp. | TDs | Ints. |
|------------|--------------------------------------|---------------------|-----------------------------|-----|-------|
| 554 | Norm Van Brocklin vs. New York Yanks | Sept. 28, 1951 | (30/46, 0 TD, 0 Int) | | |
| 517 | Jared Goff vs. Tampa Bay | Sept. 29, 2019 | (45/68, 2 TD, 3 Int) | | |
| 509 | Vince Ferragamo vs. Chicago | Dec. 26, 1982 | (30/46, 3 TD, 2 Int) | | |
| 465 | Jared Goff vs. Minnesota | Sept. 27, 2018 | (26/33, 5 TD, 0 Int) | | |
| 454 | Jim Everett at New Orleans | Nov. 26, 1989 | (29/51, 1 TD, 2 Int) | | |
| 453 | Marc Bulger vs. San Diego | Nov. 10, 2002 | (36/48, 4 TD, 0 Int) | | |
| 450 | Marc Bulger vs. New York Jets | Jan. 2, 2005 | (29/39, 3 TD, 2 Int) | | |
| 448 | Marc Bulger at Green Bay | Nov. 29, 2004 | (35/53, 2 TD, 1 Int) | | |
| 442 | Marc Bulger at New York Giants | Oct. 2, 2005 | (40/62, 2 TD, 3 Int) | | |
| 441 | Kurt Warner vs. Denver | Sept. 4, 2000 | (25/35, 3 TD, 3 Int) | | |
| 436 | James Harris at Miami | Oct. 3, 1976 | (17/29, 2 TD, 1 Int) | | |
| 431 | Trent Green vs. Carolina | Nov. 5, 2000 | (29/42, 2 TD, 0 Int) | | |
| 424 | Jared Goff at Arizona | Dec. 1, 2019 | (32/43, 2 TD, 0 Int) | | |
| 413 | Jared Goff vs. Kansas City | Nov. 19, 2019 | (31/49, 4 TD, 0 Int) | | |
| 406 | Jim Hardy vs. Chicago Cardinals | Oct. 31, 1948 | (28/53, 3 TD, 2 Int) | | |
| 401 | Tony Banks at Atlanta | Nov. 2, 1997 | (30/42, 2 TD, 1 Int) | | |
| 401 | Kurt Warner at New England | Nov. 18, 2001 | (23/34, 3 TD, 2 Int) | | |
| 395 | Jared Goff at Seattle | Oct. 3, 2019 | (29/49, 1 TD, 1 Int) | | |
| 394 | Kurt Warner vs. San Francisco | Sept. 17, 2000 | (23/34, 2 TD, 2 Int) | | |
| 391 | Jared Goff vs. New Orleans | Nov. 4, 2018 | (28/40, 3 TD, 1 Int) | | |
| 390 | Kurt Warner vs. San Diego | Oct. 1, 2000 | (24/30, 4 TD, 0 Int) | | |
| 388 | Marc Bulger vs. Washington | Dec. 24, 2006 | (25/38, 4 TD, 0 Int) | | |
| 385 | Kurt Warner vs. New Orleans | Oct. 28, 2001 | (29/47, 1 TD, 4 Int) | | |
| 378 | Marc Bulger at San Francisco | Nov. 2, 2003 | (26/42, 1 TD, 2 Int) | | |
| 377 | Jim Everett at Philadelphia | Nov. 6, 1988 | (24/45, 2 TD, 4 Int) | | |
| 377 | Sam Bradford vs. Minnesota | Dec. 16, 2012 | (35/55, 3 TD, 1 Int) | | |
| 376 | Jared Goff at Tampa Bay | Nov. 23, 2020 | (51/39, 3 TD, 2 Int) | | |
| 375 | Marc Bulger at Pittsburgh | Oct. 26, 2003 | (22/37, 1 TD, 0 Int) | | |
| 375 | Austin Davis at Philadelphia | Oct. 5, 2014 | (29/49, 3 TD, 0 Int) | | |
| 372 | Billy Wade at Green Bay | Nov. 16, 1958 | (19/42, 1 TD, 2 Int) | | |
| 372 | Jim Everett vs. Cincinnati | Oct. 7, 1990 | (25/46, 2 TD, 0 Int) | | |
| 372 | Mark Rypien vs. Buffalo | Dec. 10, 1995 | (31/55, 1 TD, 2 Int) | | |
| 368 | Jim Everett vs. Indianapolis | Sept. 17, 1989 | (28/35, 3 TD, 1 Int) | | |
| 368 | Marc Bulger vs. San Francisco | Sept. 19, 2007 | (24/41, 1 TD, 0 Int) | | |
| 366 | Trent Green vs. Washington | Nov. 20, 2000 | (23/38, 2 TD, 1 Int) | | |
| 365 | Matthew Stafford at Seattle | Oct. 7, 2021 | (25/37, 1 TD, 1 Int) | | |
| 365 | Jim Everett at Denver | Nov. 27, 1988 | (25/47, 2 TD, 1 Int) | | |
| 365 | Jim Everett vs. New Orleans | Dec. 9, 1990 | (31/50, 1 TD, 2 Int) | | |
| 362 | Marc Bulger at San Francisco | Sept. 11, 2005 | (34/56, 2 TD, 1 Int) | | |
| 360 | Marc Bulger vs. Seattle | Oct. 15, 2006 | (26/39, 3 TD, 1 Int) | | |
| 359 | Kurt Warner vs. Indianapolis | Dec. 30, 2001 | (23/30, 3 TD, 1 Int) | | |
| 358 | Marc Bulger vs. New Orleans | Sept. 26, 2004 | (32/49, 1 TD, 0 Int) | | |
| 356 | Billy Wade at Baltimore | Nov. 23, 1958 | (24/41, 0 TD, 2 Int) | | |
| 356 | Marc Bulger vs. Chicago | Dec. 11, 2006 | (34/55, 3 TD, 0 Int) | | |
| 355 | Jared Goff at Miami | Nov. 1, 2020 | (61/35, 1 TD, 2 Int) | | |
| 355 | Jared Goff vs. Houston | Nov. 12, 2017 | (25/37, 3 TD, 0 Int) | | |
| 354 | Jared Goff vs. New Orleans | Nov. 26, 2017 | (28/43, 2 TD, 1 Int) | | |
| 354 | Jared Goff vs. Arizona | Sept. 16, 2018 | (24/34, 1 TD, 1 Int) | | |
| 354 | Jared Goff vs. Los Angeles Chargers | Sept. 23, 2018 | (29/36, 3 TD, 1 Int) | | |
| 354 | Jamie Martin vs. San Francisco | Dec. 24, 2005 | (33/41, 1 TD, 2 Int) | | |
| 354 | Marc Bulger vs. Kansas City | Nov. 5, 2006 | (31/42, 1 TD, 0 Int) | | |
| 353 | Tony Banks at Baltimore | Oct. 27, 1996 | (26/40, 1 TD, 1 Int) | | |
| 352 | Marc Bulger vs. Atlanta | Oct. 13, 2003 | (23/34, 2 TD, 2 Int) | | |
| 352 | Sam Bradford at Atlanta | Sept. 15, 2013 | (32/55, 3 TD, 1 Int) | | |
| 351 | Kurt Warner at Carolina | Dec. 5, 1999 | (22/31, 3 TD, 2 Int) | | |
| 351 | Jared Goff at Arizona | Dec. 6, 2020 | (37/47, 1 TD, 0 Int) | | |



Career 300-Plus Yard Passing Games



| Games | Player | Record | Games | Player | Record |
|----------|-------------------------|------------|-------|------------------|--------|
| 30 | Kurt Warner | 22-8 | 3 | Mark Rypien | 0-3 |
| 27 | Marc Bulger | 12-15 | 3 | Bill Wade | 1-2 |
| 20 | Jim Everett | 10-10 | 2 | Dieter Brock | 0-2 |
| 25 | Jared Goff | 18-7 | 2 | Bob Waterfield | 2-0 |
| 8 | Matthew Stafford | 6-2 | 2 | Austin Davis | 0-2 |
| 7 | Sam Bradford | 2-5 | 1 | Zeke Bratkowski | 1-0 |
| 5 | Norm Van Brocklin | 4-1 | 1 | Ryan Fitzpatrick | 1-0 |
| 3 | Tony Banks | 1-2 | 1 | Gus Frerotte | 1-0 |
| 3 | Vince Ferragamo | 1-2 | 1 | Pat Haden | 0-1 |
| 3 | Roman Gabriel | 2-1 | 1 | Jim Hardy | 0-1 |
| 3 | Trent Green | 2-1 | 1 | James Harris | 1-0 |
| 3 | Chris Miller | 1-2 | 1 | Case Keenum | 0-1 |
| | | | 1 | Jamie Martin | 1-0 |



Big Days Receiving (150-plus yards)



| Yards | Player/Opponent | Date | Receptions, TDs |
|------------|--|-----------------------|------------------------------|
| 336* | Willie Anderson at New Orleans | Nov. 26, 1989 | (15 receptions, 1 TD) |
| 303 | Jim Benton at Detroit | Nov. 22, 1945 | (10 receptions, 1 TD) |
| 238 | Harold Jackson vs. Dallas | Oct. 14, 1973 | (7 receptions, 4 TD) |
| 233 | Isaac Bruce at Atlanta | Nov. 2, 1997 | (10 receptions, 3 TD) |
| 230 | Henry Ellard vs. Indianapolis | Sept. 17, 1989 | (12 receptions, 1 TD) |
| 229 | Isaac Bruce at Baltimore | Oct. 27, 1996 | (11 receptions, 1 TD) |
| 226 | <i>Eddie Kennison at Atlanta</i> | <i>Dec. 15, 1996</i> | <i>(5 receptions, 3 TD)</i> |
| 220 | Cooper Kupp vs. Cincinnati (London) | Oct. 27, 2019 | (7 receptions, 1 TD) |
| 220 | Ron Jessie at Miami | Oct. 3, 1976 | (7 receptions, 2 TD) |
| 210 | Isaac Bruce vs. Miami | Dec. 24, 1995 | (15 receptions, 1 TD) |
| 208 | <i>Jim Phillips at Green Bay</i> | <i>Nov. 16, 1958</i> | <i>(8 receptions, 1 TD)</i> |
| 207 | Carroll Dale at Detroit | Nov. 17, 1963 | (7 receptions, 3 TD) |
| 204 | Marshall Faulk (RB) vs. Chicago | Dec. 26, 1999 | (12 receptions, 1 TD) |
| 203 | Torry Holt vs. Indianapolis | Dec. 30, 2001 | (7 receptions, 2 TD) |
| 202 | Jim Benton at New York Yanks | Dec. 5, 1946 | (12 receptions, 2 TD) |
| 200 | Tommy McDonald vs. Cleveland | Dec. 12, 1965 | (6 receptions, 2 TD) |
| 200 | Torry Holt at San Francisco | Nov. 2, 2003 | (11 receptions, 1 TD) |
| 196 | Elroy Hirsch vs. Green Bay | Dec. 12, 1953 | (9 receptions, 0 TD) |
| 195 | Elroy Hirsch vs. Chicago Cardinals | Nov. 11, 1951 | (6 receptions, 2 TD) |
| 192 | Isaac Bruce, vs. Minnesota | Sept. 13, 1998 | (11 receptions, 1 TD) |
| 191 | Isaac Bruce, vs. Atlanta | Oct. 12, 1995 | (10 receptions, 2 TD) |
| 189 | Tom Fears vs. Green Bay | Dec. 3, 1950 | (3 receptions, 2 TD) |
| 189 | Torry Holt at Atlanta | Sept. 24, 2000 | (3 receptions, 2 TD) |
| 188 | Isaac Bruce vs. San Francisco | Sept. 17, 2000 | (8 receptions, 1 TD) |
| 183 | George Farmer vs. Chicago | Dec. 26, 1982 | (9 receptions, 1 TD) |
| 181 | Isaac Bruce at Indianapolis | Oct. 1, 1995 | (8 receptions, 2 TD) |
| 179 | Isaac Bruce vs. New Orleans | Oct. 28, 2001 | (7 receptions, 1 TD) |
| 175 | Del Shofner vs. Baltimore | Dec. 6, 1958 | (5 receptions, 1 TD) |
| 174 | Torry Holt at Pittsburgh | Oct. 26, 2003 | (7 receptions, 1 TD) |
| 173 | Elroy Hirsch at New York Yanks | Sept. 28, 1951 | (9 receptions, 4 TD) |
| 173 | Isaac Bruce vs. San Francisco | Oct. 22, 1995 | (9 receptions, 0 TD) |
| 172 | Torry Holt vs. Minnesota | Dec. 10, 2000 | (9 receptions, 0 TD) |
| 172 | Robert Woods at Arizona | Dec. 1, 2019 | (13 receptions, 0 TD) |
| 171 | Robert Woods vs. Houston | Nov. 12, 2017 | (8 receptions, 2 TD) |
| 171 | Henry Ellard at Detroit | Dec. 6, 1987 | (7 receptions, 1 TD) |
| 170 | Isaac Bruce at Green Bay | Nov. 29, 2004 | (9 receptions, 1 TD) |
| 169 | Del Shofner at Detroit | Nov. 15, 1959 | (5 receptions, 1 TD) |
| 168 | Elroy Hirsch at Green Bay | Oct. 11, 1953 | (8 receptions, 0 TD) |
| 167 | Henry Ellard at Denver | Nov. 27, 1988 | (11 receptions, 2 TD) |
| 167 | Isaac Bruce vs. San Diego | Oct. 1, 2000 | (9 receptions, 2 TD) |
| 166 | Henry Ellard at Philadelphia | Nov. 6, 1988 | (7 receptions, 1 TD) |
| 165 | Henry Ellard vs. Atlanta | Oct. 8, 1989 | (8 receptions, 0 TD) |
| 165 | Torry Holt at Tampa Bay | Dec. 18, 2000 | (9 receptions, 1 TD) |
| 164 | Robert Woods vs. Tampa bay | Sept. 29, 2019 | (13 receptions, 0 TD) |
| 163 | Cooper Kupp at Indianapolis | Sept. 19, 2021 | (9 receptions, 2 TD) |
| 163 | Elroy Hirsch at San Francisco | Oct. 28, 1951 | (4 receptions, 1 TD) |
| 163 | Jim Phillips vs. Chicago | Sept. 23, 1961 | (9 receptions, 0 TD) |
| 163 | Henry Ellard vs. Phoenix | Nov. 19, 1989 | (7 receptions, 2 TD) |
| 163 | Isaac Bruce vs. San Diego | Nov. 10, 2002 | (10 receptions, 3 TD) |
| 163 | Torry Holt, vs. Tennessee | Sept. 25, 2005 | (9 receptions, 1 TD) |
| 163 | Torry Holt, vs. San Francisco | Dec. 24, 2005 | (10 receptions, 1 TD) |
| 163 | <i>Donnie Avery at New England</i> | <i>Oct. 26, 2008</i> | <i>(6 receptions, 1 TD)</i> |
| 162 | Cooper Kupp vs. Minnesota | Sept. 27, 2018 | (9 receptions, 2 TD) |
| 162 | Tom Fears at New York Yanks | Sept. 28, 1951 | (7 receptions, 0 TD) |
| 161 | Torry Holt vs. Atlanta | Oct. 13, 2003 | (11 receptions, 2 TD) |
| 160 | Danny Amendola vs. Washington | Sept. 16, 2012 | (15 receptions, 1 TD) |
| 160 | Henry Ellard vs. Kansas City | Nov. 10, 1991 | (8 receptions, 1 TD) |
| 160 | Torry Holt vs. San Francisco | Dec. 5, 2004 | (10 receptions, 1 TD) |
| 159 | Tom Fears vs. Washington | Dec. 11, 1949 | (10 receptions, 2 TD) |
| 159 | Brandin Cooks vs. Arizona | Sept. 16, 2018 | (7 receptions, 0 TD) |
| 158 | Todd Gurley II at Tennessee | Dec. 24, 2017 | (10 receptions, 2 TD) |
| 157 | Elroy Hirsch at New York Yanks | Nov. 19, 1954 | (5 receptions, 0 TD) |
| 157 | Bob Boyd vs. San Francisco | Oct. 3, 1954 | (5 receptions, 1 TD) |
| 156 | Cooper Kupp vs. Detroit | Oct. 24, 2021 | (10 receptions, 2 TD) |
| 155 | Tommy McDonald at Chicago | Oct. 10, 1965 | (9 receptions, 0 TD) |
| 154 | Jim Phillips at New York Giants | Oct. 22, 1961 | (8 receptions, 1 TD) |
| 154 | Willie Anderson at Atlanta | Sept. 11, 1994 | (5 receptions, 1 TD) |



Career 300-Plus Yard Passing Games



| Games | Player | Record | Games | Player | Record |
|-----------|-------------------------|------------|-------|------------------|--------|
| 30 | Kurt Warner | 22-8 | 3 | Mark Rypien | 0-3 |
| 27 | Marc Bulger | 12-15 | 3 | Bill Wade | 1-2 |
| 20 | Jim Everett | 10-10 | 2 | Dieter Brock | 0-2 |
| 25 | Jared Goff | 18-7 | 2 | Bob Waterfield | 2-0 |
| 13 | Matthew Stafford | 9-3 | 2 | Austin Davis | 0-2 |
| 7 | Sam Bradford | 2-5 | 1 | Zeke Bratkowski | 1-0 |
| 5 | Norm Van Brocklin | 4-1 | 1 | Ryan Fitzpatrick | 1-0 |
| 3 | Tony Banks | 1-2 | 1 | Gus Frerotte | 1-0 |
| 3 | Vince Ferragamo | 1-2 | 1 | Pat Haden | 0-1 |
| 3 | Roman Gabriel | 2-1 | 1 | Jim Hardy | 0-1 |
| 3 | Trent Green | 2-1 | 1 | James Harris | 1-0 |
| 3 | Chris Miller | 1-2 | 1 | Case Keenum | 0-1 |
| | | | 1 | Jamie Martin | 1-0 |



Big Days Receiving (150-plus yards)



| Yards | Player/Opponent | Date | Receptions, TDs |
|------------|--|-----------------------|------------------------------|
| 336* | Willie Anderson at New Orleans | Nov. 26, 1989 | (15 receptions, 1 TD) |
| 303 | Jim Benton at Detroit | Nov. 22, 1945 | (10 receptions, 1 TD) |
| 238 | Harold Jackson vs. Dallas | Oct. 14, 1973 | (7 receptions, 4 TD) |
| 233 | Isaac Bruce at Atlanta | Nov. 2, 1997 | (10 receptions, 3 TD) |
| 230 | Henry Ellard vs. Indianapolis | Sept. 17, 1989 | (12 receptions, 1 TD) |
| 229 | Isaac Bruce at Baltimore | Oct. 27, 1996 | (11 receptions, 1 TD) |
| 226 | Eddie Kennison at Atlanta | Dec. 15, 1996 | (5 receptions, 3 TD) |
| 220 | Cooper Kupp vs. Cincinnati (London) | Oct. 27, 2019 | (7 receptions, 1 TD) |
| 220 | Ron Jessie at Miami | Oct. 3, 1976 | (7 receptions, 2 TD) |
| 210 | Isaac Bruce vs. Miami | Dec. 24, 1995 | (15 receptions, 1 TD) |
| 208 | Jim Phillips at Green Bay | Nov. 16, 1958 | (8 receptions, 1 TD) |
| 207 | Carroll Dale at Detroit | Nov. 17, 1963 | (7 receptions, 3 TD) |
| 204 | Marshall Faulk (RB) vs. Chicago | Dec. 26, 1999 | (12 receptions, 1 TD) |
| 203 | Torry Holt vs. Indianapolis | Dec. 30, 2001 | (7 receptions, 2 TD) |
| 202 | Jim Benton at New York Yanks | Dec. 5, 1946 | (12 receptions, 2 TD) |
| 200 | Tommy McDonald vs. Cleveland | Dec. 12, 1965 | (6 receptions, 2 TD) |
| 200 | Torry Holt at San Francisco | Nov. 2, 2003 | (11 receptions, 1 TD) |
| 196 | Elroy Hirsch vs. Green Bay | Dec. 12, 1953 | (9 receptions, 0 TD) |
| 195 | Elroy Hirsch vs. Chicago Cardinals | Nov. 11, 1951 | (6 receptions, 2 TD) |
| 192 | Isaac Bruce vs. Minnesota | Sept. 13, 1998 | (11 receptions, 1 TD) |
| 191 | Isaac Bruce vs. Atlanta | Oct. 12, 1995 | (10 receptions, 2 TD) |
| 189 | Tom Fears vs. Green Bay | Dec. 3, 1950 | (3 receptions, 2 TD) |
| 189 | Torry Holt at Atlanta | Sept. 24, 2000 | (3 receptions, 2 TD) |
| 188 | Isaac Bruce vs. San Francisco | Sept. 17, 2000 | (8 receptions, 1 TD) |
| 183 | George Farmer vs. Chicago | Dec. 26, 1982 | (9 receptions, 1 TD) |
| 181 | Isaac Bruce at Indianapolis | Oct. 1, 1995 | (8 receptions, 2 TD) |
| 179 | Isaac Bruce vs. New Orleans | Oct. 28, 2001 | (7 receptions, 1 TD) |
| 175 | Del Shofner vs. Baltimore | Dec. 6, 1958 | (5 receptions, 1 TD) |
| 174 | Torry Holt at Pittsburgh | Oct. 26, 2003 | (7 receptions, 1 TD) |
| 173 | Elroy Hirsch at New York Yanks | Sept. 28, 1951 | (9 receptions, 4 TD) |
| 173 | Isaac Bruce vs. San Francisco | Oct. 22, 1995 | (9 receptions, 0 TD) |
| 172 | Torry Holt vs. Minnesota | Dec. 10, 2000 | (9 receptions, 0 TD) |
| 172 | Robert Woods at Arizona | Dec. 1, 2019 | (13 receptions, 0 TD) |
| 171 | Robert Woods vs. Houston | Nov. 12, 2017 | (8 receptions, 2 TD) |
| 171 | Henry Ellard at Detroit | Dec. 6, 1987 | (7 receptions, 1 TD) |
| 170 | Isaac Bruce at Green Bay | Nov. 29, 2004 | (9 receptions, 1 TD) |
| 169 | Del Shofner at Detroit | Nov. 15, 1959 | (5 receptions, 1 TD) |
| 168 | Elroy Hirsch at Green Bay | Oct. 11, 1953 | (8 receptions, 0 TD) |
| 167 | Henry Ellard at Denver | Nov. 27, 1988 | (11 receptions, 2 TD) |
| 167 | Isaac Bruce vs. San Diego | Oct. 1, 2000 | (9 receptions, 2 TD) |
| 166 | Henry Ellard at Philadelphia | Nov. 6, 1988 | (7 receptions, 1 TD) |
| 165 | Henry Ellard vs. Atlanta | Oct. 8, 1989 | (8 receptions, 0 TD) |
| 165 | Torry Holt at Tampa Bay | Dec. 18, 2000 | (9 receptions, 1 TD) |
| 164 | Puka Nacua vs. New Orleans Saints | Dec. 21, 2023 | (9 receptions, 1 TD) |
| 164 | Robert Woods vs. Tampa Bay | Sept. 29, 2019 | (13 receptions, 0 TD) |
| 163 | Puka Nacua at Indianapolis | Oct. 1, 2023 | (9 receptions, 1 TD) |
| 163 | Cooper Kupp at Indianapolis | Sept. 19, 2021 | (9 receptions, 2 TD) |
| 163 | Elroy Hirsch at San Francisco | Oct. 28, 1951 | (4 receptions, 1 TD) |
| 163 | Jim Phillips vs. Chicago | Sept. 23, 1961 | (9 receptions, 0 TD) |
| 163 | Henry Ellard vs. Phoenix | Nov. 19, 1989 | (7 receptions, 2 TD) |
| 163 | Isaac Bruce vs. San Diego | Nov. 10, 2002 | (10 receptions, 3 TD) |
| 163 | Torry Holt, vs. Tennessee | Sept. 25, 2005 | (9 receptions, 1 TD) |
| 163 | Torry Holt, vs. San Francisco | Dec. 24, 2005 | (10 receptions, 1 TD) |
| 163 | Donnie Avery at New England | Oct. 26, 2008 | (6 receptions, 1 TD) |
| 162 | Cooper Kupp vs. Minnesota | Sept. 27, 2018 | (9 receptions, 2 TD) |
| 162 | Tom Fears at New York Yanks | Sept. 28, 1951 | (7 receptions, 0 TD) |
| 161 | Torry Holt vs. Atlanta | Oct. 13, 2003 | (11 receptions, 2 TD) |
| 160 | Danny Amendola vs. Washington | Sept. 16, 2012 | (15 receptions, 1 TD) |
| 160 | Henry Ellard vs. Kansas City | Nov. 10, 1991 | (8 receptions, 1 TD) |
| 160 | Torry Holt vs. San Francisco | Dec. 5, 2004 | (10 receptions, 1 TD) |
| 159 | Tom Fears vs. Washington | Dec. 11, 1949 | (10 receptions, 2 TD) |
| 159 | Brandin Cooks vs. Arizona | Sept. 16, 2018 | (7 receptions, 0 TD) |
| 158 | Todd Gurley II at Tennessee | Dec. 24, 2017 | (10 receptions, 2 TD) |
| 157 | Elroy Hirsch at New York Yanks | Nov. 19, 1954 | (5 receptions, 0 TD) |
| 157 | Bob Boyd vs. San Francisco | Oct. 3, 1954 | (5 receptions, 1 TD) |
| 156 | Cooper Kupp vs. Detroit | Oct. 24, 2021 | (10 receptions, 2 TD) |
| 155 | Tommy McDonald at Chicago | Oct. 10, 1965 | (9 receptions, 0 TD) |
| 154 | Puka Nacua vs. Pittsburgh Steelers | Oct. 22, 2023 | (8 receptions, 0 TD) |

| | | | |
|-----|---------------------------------|----------------|-----------------------|
| 154 | Jim Phillips at New York Giants | Oct 22, 1961 | (8 receptions, 1 TD) |
| 154 | Willie Anderson at Atlanta | Sept. 11, 1994 | (5 receptions, 1 TD) |
| 154 | Torry Holt vs. Seattle | Oct. 15, 2006 | (8 receptions, 3 TD) |
| 152 | Isaac Bruce at Cincinnati | Oct. 3, 1999 | (6 receptions, 0 TD) |
| 152 | Drew Hill at Pittsburgh | Sept. 16, 1984 | (4 receptions, 1 TD) |
| 151 | Jim Benton, at Chicago | Oct. 21, 1945 | (7 receptions, 1 TD) |
| 151 | Jim Phillips, at Dallas | Nov. 6, 1960 | (7 receptions, 2 TD) |
| 151 | Jack Snow, at Baltimore | Oct. 15, 1967 | (3 receptions, 2 TD) |
| 151 | Ron Jessie, at Atlanta | Nov. 16, 1975 | (10 receptions, 1 TD) |
| 151 | Torry Holt at Carolina | Dec. 12, 2004 | (6 receptions, 1 TD) |
| 150 | Elroy Hirsch, at San Francisco | Oct. 7, 1956 | (8 receptions, 2 TD) |
| 150 | Jack Snow, vs. Detroit | Dec. 14, 1970 | (7 receptions, 0 TD) |
| 150 | Robert Woods, vs. Seattle | Oct. 7, 2021 | (12 receptions, 0 TD) |

*NFL Record



Games With More Than One 100-Yard Receiver



| | |
|---------------------------------------|---|
| Dec. 11, 1949 vs. Washington | Tom Fears (10-159) and Bob Shaw (5-137) |
| Sept. 22, 1950 vs. New York Yanks | Glen Davis (5-103) and Dick Hoerner (4-105) |
| Nov. 19, 1950 at New York Yanks | Dick Hoerner (14-125) and Elroy Hirsch (8-157) |
| Sept. 28, 1951 at New York Yanks | Tom Fears (7-162), Elroy Hirsch (9-173), and Verda (V.T.) Smith (2-103) |
| Dec. 14, 1952 vs. Pittsburgh | Tom Fears (10-122) and Elroy Hirsch (4-108) |
| Oct. 4, 1953 at San Francisco | Bob Boyd (4-107) and Elroy Hirsch (9-107) |
| Sept. 26, 1954 at Baltimore | Skeet Quinlan (4-135) and Bob Boyd (4-121) |
| Oct. 10, 1954 at Detroit | Bob Boyd (8-128) and Elroy Hirsch (6-105) |
| Nov. 21, 1954 at New York Giants | Bob Boyd (5-103) and Tom Fears (9-136) |
| Dec. 12, 1954 vs. Green Bay | Bob Boyd (4-106) and Elroy Hirsch (5-119) |
| Oct. 7, 1956 at San Francisco | Elroy Hirsch (8-150) and Bob Boyd (7-119) |
| Nov. 23, 1958 at Baltimore | Lamar Lundy (6-103) and Del Shofner (8-110) |
| Oct. 11, 1964 at Chicago | Jim Phillips (7-110) and Bucky Pope (4-108) |
| Nov. 1, 1964 at Detroit | Carroll Dale (7-109) and Marlin McKeever (6-100) |
| Dec. 4, 1976 vs. Atlanta | Ron Jessie (4-112) and Dwight Scales (2-102) |
| Dec. 26, 1982 vs. Chicago | George Farmer (9-183) and Preston Dennard (5-122) |
| Sept. 9, 1990 at Green Bay | Henry Ellard (6-106) and Willie Anderson (5-128) |
| Oct. 7, 1990 vs. Cincinnati | Henry Ellard (7-100) and Willie Anderson (7-144) |
| Dec. 9, 1990 vs. New Orleans | Henry Ellard (5-107) and Willie Anderson (5-123) |
| Sept. 1, 1991 vs. Phoenix | Robert Delpino (10-113) and Henry Ellard (7-116) |
| Dec. 5, 1999 at Carolina | Isaac Bruce (6-111) and Az-Zahir Hakim (4-122) |
| Dec. 12, 1999 at New Orleans | Isaac Bruce (4-102) and Torry Holt (6-113) |
| Sept. 4, 2000 vs. Denver | Az-Zahir Hakim (5-118), Torry Holt (6-103), and Marshall Faulk (4-100) |
| Oct. 1, 2000 vs. San Diego | Isaac Bruce (9-167), Marshall Faulk (6-116), and Az-Zahir Hakim (5-104) |
| Nov. 5, 2000 vs. Carolina | Az-Zahir Hakim (8-147) and Torry Holt (4-130) |
| Nov. 10, 2002 vs. San Diego | Isaac Bruce (10-163) and Torry Holt (7-118) |
| Sept. 7, 2003 at New York Giants | Isaac Bruce (8-120), and Torry Holt (7-111) |
| Sept. 19, 2004 at Atlanta | Torry Holt (9-121) and Isaac Bruce (5-102) |
| Oct. 1, 2006 vs. Detroit | Isaac Bruce (7-100) and Torry Holt (6-102) |
| Dec. 24, 2006 vs. Washington | Isaac Bruce (9-148) and Steven Jackson (6-102) |
| Sept. 21, 2017 at San Francisco | Robert Woods (6-108) and Sammy Watkins (6-106) |
| Sept. 27, 2018 vs. Minnesota | Isaac Bruce (9-167), Brandin Cooks (7-116) and Robert Woods (5-101) |
| Sept. 22, 2019 at Cleveland | Cooper Kupp (11-102) and Brandin Cooks (8-112) |
| Sept. 29, 2019 vs. Tampa Bay | Robert Woods (13-164) and Cooper Kupp (9-121) |
| Oct. 3, 2019 at Seattle | Gerald Everett (7-137) and Cooper Kupp (9-117) |
| Dec. 1, 2019 at Arizona | Robert Woods (13-172) and Tyler Higbee (7-107) |
| Dec. 21, 2019 at San Francisco | Robert Woods (8-117) and Tyler Higbee (9-104) |
| Sept. 10, 2023 at Seattle | Puka Nacua (10-119) and Tutu Atwell (6-119) |



Career 100-Plus Yard Receiving Games



| Games | Player | Record | Games | Player | Record |
|-----------|--------------------------|--------------|----------|--------------------------|------------|
| 46 | Torry Holt | 27-19 | 2 | Billy Truax (TE) | 2-0 |
| 43 | Isaac Bruce | 22-21 | 2 | Wendell Tucker | 2-0 |
| 31 | Cooper Kupp | 18-13 | 2 | Danny Amendola | 1-0-1 |
| 26 | Henry Ellard | 12-14 | 2 | Chris Givens | 1-1 |
| 21 | Elroy Hirsch | 12-9 | 2 | Verda (V. T.) Smith (RB) | 1-1 |
| 16 | Tom Fears | 8-7-1 | 1 | Danario Alexander (WR) | 0-1 |
| 15 | Bob Boyd | 9-5-1 | 1 | Jon Arnett (RB) | 0-1 |
| 14 | Jim Phillips | 4-9-1 | 1 | Donnie Avery (WR) | 0-1 |
| 11 | Robert Woods | 9-2 | 1 | Johnny Bailey (RB) | 0-1 |
| 10 | Jack Snow | 5-4-1 | 1 | Mike Barber (TE) | 0-1 |
| 9 | Willie Anderson | 4-5 | 1 | Jim Bertlesen (RB) | 0-1 |
| 8 | Carroll Dale | 2-5-1 | 1 | Ron Brown | 1-0 |
| 8 | Harold Jackson | 5-3 | 1 | Leon Clarke | 1-0 |
| 8 | Del Shofner | 2-6 | 1 | Mark Clayton (WR) | 0-1 |
| 7 | Puka Nacua | 5-2 | 1 | Aaron Cox | 1-0 |
| 6 | Tommy McDonald | 4-2 | 1 | Kevin Curtis | 1-0 |
| 6 | Brandin Cooks | 5-1 | 1 | Glen Davis | 1-0 |
| 5 | Kenny Britt | 2-3 | 1 | Troy Drayton (TE) | 1-0 |
| 5 | Bernie Casey | 3-0-2 | 1 | Pete Holohan (TE) | 1-0 |
| 5 | Ron Jessie | 5-0 | 1 | Tom Keane | 1-0 |
| 4 | Tyler Higbee (TE) | 2-2 | 1 | Lamar Lundy (TE) | 0-1 |
| 4 | Jim Benton | 3-1 | 1 | Ollie Matson (RB) | 0-1 |
| 4 | Marshall Faulk (RB) | 4-0 | 1 | Shaun McDonald | 0-1 |
| 4 | Az-Zahir Hakim | 3-1 | 1 | Dwight Scales | 1-0 |
| 4 | Martin McKeever (TE) | 1-3 | 1 | Bob Shaw | 1-0 |
| 3 | Preston Dennard | 1-2 | 1 | Clendon Thomas (RB) | 0-1 |
| 3 | Drew Hill | 1-2 | 1 | Billy Waddy | 1-0 |
| 3 | Amp Lee (RB) | 1-2 | 1 | Brandon Gibson | 1-0 |
| 3 | Bucky Pope | 1-2 | 1 | Lance Kendricks (TE) | 1-0 |
| 2 | Bob Carey | 1-1 | 1 | Jared Cook (TE) | 1-0 |
| 2 | Robert Delpino (RB) | 0-2 | 1 | Tavon Austin | 1-0 |
| 2 | George Farmer | 0-2 | 1 | Stedman Bailey | 1-0 |
| 2 | Steven Jackson (RB) | 1-1 | 1 | Sammy Watkins | 1-0 |
| 2 | Eddie Kennison | 1-1 | 1 | Todd Gurley II (RB) | 1-0 |
| 2 | Willie Miller | 1-1 | 1 | Gerald Everett (TE) | 1-0 |
| 2 | Ricky Proehl | 2-0 | 1 | Tutu Atwell | 1-0 |



Games With 300-Yard Passer, 100-Yard Receiver(s), 100-Yard Rusher



| Game/Date | 300-Yard Passer | 100-Yard Receiver(s) | 100-Yard Rusher |
|-------------------|--|----------------------------------|--------------------------------------|
| vs. SF, 10/23/83 | QB V. Ferragamo (26-35, 327 yds, 5 TD, 2 Int.) | TE M. Barber (8-113, 1 TD) | RB E. Dickerson (25-144) |
| at Det, 12/6/87 | QB J. Everett (20-26, 324 yds, 2 TD, 2 Int.) | WR H. Ellard (7-171, 1 TD) | RB C. White (29-102, 1 TD) |
| at Den, 11/27/88 | QB J. Everett (25-47, 365 yds, 2 TD, 1 Int.) | WR H. Ellard (11-167, 2 TD) | RB G. Bell (22-112, 1 TD) |
| vs. Atl, 10/21/90 | QB J. Everett (24-38, 302 yds, 3 TD) | WR H. Ellard (6-109, 1 TD) | RB C. Gary (19-102, 2 TD) |
| at Atl, 12/15/96 | QB T. Banks (11-16, 304 yds, 3 TD, 1 Int.) | WR E. Kennison (5-226, 3 TD) | RB L. Phillips (22-122, 1 TD) |
| at Car, 12/5/99 | QB K. Warner (22-31, 351 yds, 3 TD, 2 Int.) | WR A. Hakim (4-122, 2 TD) | RB M. Faulk (22-118) |
| | | WR I. Bruce (6-111) | |
| at NO, 12/12/99 | QB K. Warner (21-31, 346 yds, 2 TD, 1 Int.) | WR T. Holt (6-112) | RB M. Faulk (29-154, 1 TD) |
| | | WR I. Bruce (4-102) | |
| vs. SF, 9/17/00 | QB K. Warner (23-34, 394 yds, 2 TD, 2 Int.) | WR I. Bruce (8-188, 1 TD) | RB M. Faulk (25-134, 3 TD); |
| vs. SD, 10/1/00 | QB K. Warner (30-24, 390, 4 TD) | WR I. Bruce (9-167, 2 TD) | RB J. Watson (14-102, 1 TD) |
| | | RB M. Faulk (6-116, 2 TD) | |
| | | WR A. Hakim (5-104) | |
| vs. Min, 12/10/00 | QB K. Warner (27-32, 346 yds) | WR T. Holt (9-172) | RB M. Faulk (25-135, 4 TD) |
| at SF, 9/23/01 | QB K. Warner (24-35, 321 yds, 3 TD, 1 Int.) | WR I. Bruce (8-144, 1 TD) | RB M. Faulk (18-105) |
| vs. Ind, 12/30/01 | QB K. Warner (23-20, 359 yds, 3 TD, 1 Int.) | WR T. Holt (7-203, 2 TD) | RB M. Faulk (25-118, 3 TD) |
| at Ari, 11/23/03 | QB M. Bulger (28-44, 329 yds, 1 TD, 4 Int.) | WR T. Holt (9-145) | RB M. Faulk (24-100, 1 TD) |
| at Hou, 11/27/05 | QB R. Fitzpatrick (19-30, 310 yards, 1 TD, 3 Int.) | WR T. Holt (10-130, 1 TD) | RB M. Faulk (24-100, 1 TD) |
| vs. Was, 12/24/06 | QB M. Bulger (28-38), 388 yards, 4 TD, 0 Int.) | WR I. Bruce (9-148, 1 TD) | RB S. Jackson (33-150, 1 TD) |
| | | RB S. Jackson (6-102, 1 TD) | |
| at Ten, 12/24/17 | QB J. Goff (22-38, 301 yards, 4 TD) | RB T. Gurley II (10-158, 2 TD) | RB T. Gurley II (22-118) |
| vs. LAC, 9/23/18 | QB J. Goff (29-36, 354 yards, 3 TD) | WR R. Woods (10-104, 2 TD) | RB T. Gurley II (23-105) |
| vs. Sea, 11/11/18 | QB J. Goff (28-39, 318 yards, 2 TD) | WR B. Cooks (10-100) | RB T. Gurley II (16-120) |
| at Buf, 9/27/2020 | QB J. Goff (23-32, 321 yards, 3 TD) | WR C. Kupp (9-107, 1 TD) | RB D. Henderson Jr. (20-114, 1 TD) |
| at Ind, 10/1/23 | QB M. Stafford (27-40, 319 yards, 1 TD) | WR P. Nacua (9-163, 1 TD) | RB K. Williams (25-103, 2 TD) |
| vs. NO 12/21/23 | QB M. Stafford (24-34, 328 yards, 2 TD) | WR P. Nacua (9-164, 1) | RB K. Williams (22-104, 1TD) |



Largest Margin Of Victory



| Points | Score | Opponent/Date |
|-----------|----------------|------------------------------------|
| 59 points | (59-0) | vs. Atlanta, Dec. 4, 1976 |
| 52 points | (52-0) | vs. Oakland, Nov. 30, 2014 |
| 49 points | (56-7) | vs. San Francisco, Nov. 9, 1958 |
| 48 points | (48-0) | at Baltimore, Sept. 26, 1954 |
| 43 points | (70-27) | vs. Baltimore, Oct. 22, 1950 |
| | (45-21) | vs. Baltimore, Dec. 5, 1953 |
| | (59-16) | vs. Atlanta, Nov. 10, 1996 |
| 41 points | (65-24) | vs. Detroit, Oct. 29, 1950 |
| | (55-14) | vs. New York Giants, Nov. 13, 1966 |
| 40 points | (54-14) | at New York Yanks, Sept. 28, 1951 |
| 39 points | (42-3) | at Philadelphia, Nov. 3, 1975 |
| | (45-6) | vs. Seattle, Oct. 31, 1976 |
| 37 points | (46-9) | vs. Indianapolis, Sept. 10, 2017 |
| | (51-14) | vs. Denver, Dec. 25, 2022 |



Largest Margin of Defeat



| Points | Score | Opponent/Date |
|-----------|---------|-------------------------------------|
| 48 points | (48-0) | at San Francisco, Dec. 27, 1987 |
| 44 points | (47-3) | at New York Jets, Nov. 9, 2008 |
| 47 points | (47-0) | at Chicago Bears, Nov. 29, 1942 |
| 40 points | (47-7) | at Tennessee, Dec. 13, 2009 |
| 39 points | (49-10) | at Kansas City, Dec. 8, 2002 |
| | (45-6) | vs. Baltimore, Nov. 25, 2019 |
| 38 points | (52-14) | vs. Chicago Bears, Oct. 13, 1963 |
| | (44-6) | at Detroit, Oct. 10, 2010 |
| | (45-7) | vs. New England, Oct. 28, 2012 |
| | (44-6) | vs. Arizona Cardinals, Jan. 1, 2017 |
| 36 points | (56-20) | at Philadelphia, Oct. 8, 1950 |
| | (42-6) | at Pittsburgh, Nov. 3, 1996 |
| | (42-6) | vs. Indianapolis, Oct. 25, 2009 |
| 35 points | (35-0) | at San Francisco, Oct. 4, 2009 |
| | (38-3) | at Philadelphia, Sept. 7, 2008 |
| | (35-0) | at San Francisco, Oct. 8, 1961 |
| | (56-21) | at Baltimore, Nov. 25, 1956 |
| | (42-7) | vs. Green Bay, Nov. 12, 1944 |
| | (49-14) | at New York, Nov. 16, 1941 |



All-Time Honors



Pro Bowl Player Of The Game



2004 Marc Bulger, QB



All-Madden



1984 Bill Bain, G
Jack Youngblood, DE

1985 Bill Bain, G
Ron Brown, KR
Eric Dickerson, RB
Garry Green, CB
Dennis Harrah, G
Jackie Slater, T

1987 Tom Newberry, G
Jackie Slater, T

1988 Tom Newberry, G

1989 Jerry Gray, CB
Kevin Greene, LB
Tom Newberry, G
Jackie Slater, T

1990 Jackie Slater, T

1991 Robert Delpino, FB

1993 Jerome Bettis, RB
Sean Gilbert, DT

1995 Isaac Bruce, WR
Jackie Slater, T (Hall of Fame)

1996 Isaac Bruce, WR
Jack Youngblood, DE (Super Bowl Team)
Jackie Slater, T (Super Bowl Team)

1999 Kevin Carter, DE
Marshall Faulk, RB
Orlando Pace, T
Grant Wistrom, DE
Dick Vermeil, Coach

2000 Isaac Bruce, WR
Az-Zahir Hakim, WR
Torry Holt, WR
Orlando Pace, T

2001 Isaac Bruce, WR
Marshall Faulk, RB
London Fletcher, LB
Andy McCollum, C
Orlando Pace, T
Adam Timmerman, G
Kurt Warner, QB
Aeneas Williams, CB
Grant Wistrom, DE



All-NFC



1970 Bob Brown, T (First Team, AP, UPI, PFW)
Tom Mack, G (First Team, UPI, TSN, PFW)
David Jones, DE (First Team, UPI, TSN, PFW)
Merlin Olsen, DT (First Team, AP, UPI, TSN, PFW)
Ed Meador, S (Honorable Mention, UPI)
Charlie Cowan, T (Honorable Mention, UPI)

1971 Charlie Cowan, T (First Team, TSN)
Tom Mack, G (First Team, AP, UPI)
Isiah Robertson, LB (First Team, TSN)
Willie Ellison, RB (Second Team, UPI)
Merlin Olsen, DT (Second Team, UPI)
Lance Rentzal, WR (Honorable Mention, UPI)

David Jones, DE (Honorable Mention, UPI)
Gene Howard, CB (Honorable Mention, UPI)
Dave Elmendorf, S (Honorable Mention, UPI)

1972 Tom Mack, G (First Team, AP, UPI, TSN)
Dave Chapple, P (First Team, TSN)
Merlin Olsen, DT (Second Team, UPI)
Isiah Robertson, LB (Second Team, UPI)
Dave Elmendorf, S (Second Team, UPI)
Coy Bacon, DE (Honorable Mention, UPI)
Jack Snow, WR (Honorable Mention, UPI)

1973 Harold Jackson, WR (First Team, AP, UPI, TSN, PFW)
John Hadl, QB (First Team, AP, UPI, TSN, PFW)
Tom Mack, G (First Team, AP, UPI, TSN, PFW)
Merlin Olsen, DT (First Team, AP, UPI, TSN, PFW)
Isiah Robertson, LB (First Team, AP)
Charlie Cowan, T (Second Team, UPI, PFW)
Joe Scibelli, G (Second Team, UPI)
Lawrence McCutcheon, RB (Second Team, UPI, PFW)
Jack Youngblood, DE (Second Team, UPI, PFW)
Fred Dryer, DE (Second Team, PFW)
Jack Reynolds, LB (Honorable Mention, UPI)
Dave Elmendorf, S (Honorable Mention, UPI)

1974 Tom Mack, G (First Team, AP, UPI, TSN, PFW)
Lawrence McCutcheon, RB (First Team, AP, UPI, TSN, PFW)
Jack Youngblood, DE (First Team, AP, UPI, TSN, PFW, NYN)
Larry Brooks, DT (First Team, PFW)
Fred Dryer, DE (Second Team, UPI)
Merlin Olsen, DT (Second Team, UPI)
Isiah Robertson, LB (Second Team, UPI)
Ken Inman, C (Honorable Mention, UPI)

1975 Tom Mack, G (First Team, AP, UPI, TSN, NYN)
Jack Youngblood, DE (First Team, AP, UPI, TSN, PFW, NYN)
Fred Dryer, DE (First Team, PFW)
Isiah Robertson, LB (First Team, AP, UPI, PFW)
Dave Elmendorf, SS (First Team, AP, NYN)
Lawrence McCutcheon, RB (Second Team, UPI)
Merlin Olsen, DT (Second Team, UPI)
Harold Jackson, WR (Honorable Mention, UPI)
Charlie Cowan, T (Honorable Mention, UPI)
Joe Scibelli, G (Honorable Mention, UPI)
Jack Reynolds, LB (Honorable Mention, UPI)

1976 Jack Youngblood, DE (First Team, AP, UPI, TSN, PFW, NYN)
Isiah Robertson, LB (First Team, AP, UPI, TSN, PFW)
Monte Jackson, CB (First Team, AP, UPI, TSN, PFW, NYN)
Cullen Bryant, KR (First Team, PFW)
Harold Jackson, WR (Second Team, UPI)
Tom Mack, G (Second Team, UPI)
Lawrence McCutcheon, RB (Second Team, UPI)
Larry Brooks, DT (Second Team, UPI)
Dave Elmendorf, SS (Second Team, UPI)
Ron Jessie, WR (Honorable Mention, UPI)

1977 Harold Jackson, WR (First Team, UPI, TSN, NYN)
Tom Mack, G (First Team, UPI, TSN, PFW)
Lawrence McCutcheon, RB (First Team, UPI)
Larry Brooks, DT (First Team, TSN, NYN)
Isiah Robertson, LB (First Team, UPI, TSN, PFW)
Monte Jackson, CB (First Team, UPI, TSN, PFW, NYN)
Bill Simpson, FS (First Team, TSN)
Pat Haden, QB (Second Team, UPI)
Pat Thomas, CB (Honorable Mention, UPI)
Rich Saul, C (Honorable Mention, UPI)

1978 Doug France, T (First Team, TSN, PFW)
Dennis Harrah, G (First Team, UPI, PFW)
Tom Mack, G (First Team, TSN)
Jack Youngblood, DE (First Team, UPI, TSN, PFW, NYN)
Larry Brooks, DT (First Team, UPI, TSN, PFW)
Jim Youngblood, LB (First Team, UPI, NYN)
Pat Thomas, CB (First Team, UPI, PFW, NYN)
Rod Perry, CB (First Team, TSN, NYN)
Bill Simpson, FS (First Team, PFW)
Frank Corral, K (First Team, UPI, TSN, PFW)
Jackie Wallace, PR (First Team, PFW, NYN)



All-Time Honors



| | | | |
|-------------|---|----------------------|--|
| 1979 | Dennis Harrah, G (First Team, PFW, NYN) Rich Saul, C (First Team, PFW, NYN) Jack Youngblood, DE (First Team, UPI, TSN, PFW, NYN) Jack Reynolds, MLB (First Team, TSN) Jim Youngblood, LB (First Team, TSN, NYN) Doug France, T (Second Team, UPI) Larry Brooks, DT (Second Team, UPI) Dave Elmendorf, SS (Honorable Mention, UPI) Nolan Cromwell, FS (Honorable Mention, UPI) | | |
| 1980 | Doug France, T (First Team, PFW) Kent Hill, G (First Team, UPI, PFW, NYN) Rich Saul, C (First Team, SI) Jack Youngblood, DE (First Team, UPI, NYN) Pat Thomas, CB (First Team, UPI, PFW, NYN) Nolan Cromwell, FS (First Team, UPI, PFW) Dennis Harrah, G (Second Team, UPI) Larry Brooks, DT (Second Team, UPI) (First Team, NYN) Jack Reynolds, MLB (Second Team, UPI) Rod Perry, CB (Second Team, UPI) (First Team, NYN) Vince Ferragamo, QB (Honorable Mention, UPI) | | |
| 1981 | Nolan Cromwell, FS (First Team, PFW, NYN) LeRoy Irvin, CB (First Team, PFW) Rod Perry, CB (First Team, NYN) Rich Saul, C (First Team, NYN) Jack Youngblood, DE (First Team, NYN) | | |
| 1982 | Kent Hill, G (First Team, UPI) Nolan Cromwell, FS (First Team, UPI) | | |
| 1983 | Jackie Slater, T (First Team, UPI) Kent Hill, G (First Team, PFW, UPI) Eric Dickerson, RB (First Team, UPI, PFW) Nolan Cromwell, SS (First Team, PFW) Johnnie Johnson, FS (Second Team, UPI) Mike Barber, TE (Second Team, UPI) Jim Collins, LB (Second Team, UPI) | | |
| 1984 | Bill Bain, T (First Team, PFW) Eric Dickerson, RB (First Team, UPI, PFW) Jim Collins, LB (First Team, PFW) Henry Ellard, KR (First Team, PFW) Dennis Harrah, G (Second Team, UPI) Kent Hill, G (Second Team, UPI) Jack Youngblood, DE (Second Team, UPI) | | |
| 1985 | Jackie Slater, T (First Team, FN) Dennis Harrah, G (First Team, UPI) Jim Collins, LB (First Team, FN) Gary Green, CB (First Team, FN) Dale Hatcher, P (First Team, UPI, FN) Ron Brown, KR (First Team, FN) Henry Ellard, WR (First Team, FN) Kent Hill, G (Second Team, UPI) LeRoy Irvin, CB (Second Team, UPI) | | |
| 1986 | Jackie Slater, T (First Team, UPI, PFW, FN) Dennis Harrah, G (First Team, UPI, PFW) Doug Smith, C (First Team, FN) Eric Dickerson, RB (First Team, UPI, PFW, FN) LeRoy Irvin, CB (First Team, UPI) Jerry Gray, CB (First Team, UPI, PFW, FN) Vince Newsome, SS (Second Team, UPI) Carl Ekern, LB (Second Team, UPI) Mark Jerue, LB (Second Team, UPI) | | |
| 1987 | Jackie Slater, T (First Team, UPI, PFW, FN) Tom Newberry, G (First Team, UPI, PFW) Charles White, RB (First Team, UPI, PFW, FN) Jerry Gray, CB (First Team, PFW) Dennis Harrah, G (Second Team, UPI) | | |
| 1988 | Henry Ellard, WR (First Team, UPI, PFW) Jackie Slater, T (First Team, PFW) Tom Newberry, G (First Team, PFW, UPI, FN) Jerry Gray, CB (First Team, PFW) Robert Delpino, ST (First Team, PFW) | | |
| | | | Jim Everett, QB (Second Team, UPI) |
| | | 1989 | Henry Ellard, WR (First Team, FN) Jackie Slater, T (First Team, PFW) Tom Newberry, G (First Team, UPI, PFW, FN) Doug Smith, C (First Team, FN) Jerry Gray, CB (First Team, PFW, FN) Kevin Greene, LB (Second Team, UPI) |
| | | 1990 | Jackie Slater, T (First Team, PFW) Tom Newberry, G (Second Team, UPI) |
| | | 1993 | Jerome Bettis, RB (First Team, UPI, PFW, FN) Sean Gilbert, DT (First Team, UPI, PFW, FN) |
| | | 1994 | Sean Landeta, P (Second Team, UPI) |
| | | 1996 | Isaac Bruce, WR (Second Team, UPI) |
| | | 1999 | Kurt Warner, QB (First Team, PFW, FN) Marshall Faulk, RB (First Team, PFW, FN) Isaac Bruce, WR (First Team, PFW, FN) Orlando Pace, T (First Team, FN) Tony Horne, KR (First Team, PFW, FN) Kevin Carter, DE (First Team, PFW, FN) Todd Lyght, CB (First Team, PFW, FN) |
| | | 2000 | Marshall Faulk, RB (First Team, PFW, FN) Orlando Pace, T (First Team, PFW, FN) |
| | | 2001 | Kurt Warner, QB (First Team, FD, PFW) Marshall Faulk, RB (First Team, FD, PFW) Orlando Pace, T (First Team, FD, PFW) Aeneas Williams, CB (First Team, FD, PFW) |
| | | 2003 | Torry Holt, WR (First Team PFW) Orlando Pace, T (First Team PFW) Leonard Little, DE (First Team PFW) Jeff Wilkins, K (First Team PFW) |
| | | 2005 | Orlando Pace, T (First Team PFW) |
| | | 2006 PFWA) | Steven Jackson, RB (First Team PFW/ |
| | | 2008 | Donnie Jones, P (First Team PFWA) |
| | | 2009 | Steven Jackson, RB (First Team PFWA) |
| | | 2013 | Robert Quinn, DE (First Team PFWA) Johnny Hekker, P (First Team PFWA) |
| | | 2014 | Johnny Hekker, P (First Team PFWA) |
| | | 2015 | Aaron Donald, DT (First Team PFWA) Johnny Hekker, P (First Team PFWA) |
| | | 2016 | Aaron Donald, DT (First Team PFWA) Johnny Hekker, P (First Team PFWA) |
| | | 2017 | Aaron Donald, DT (First Team PFWA) Johnny Hekker, P (First Team PFWA) Todd Gurley II, RB (First Team PFWA) Andrew Whitworth, T (First Team PFWA) Greg Zuerlein, K (First Team PFWA) Pharoh Cooper, KOR (First Team PFWA) |
| | | 2018 | Aaron Donald, DT (First Team PFWA) Todd Gurley II, RB (First Team PFWA) Cory Littleton, ST (First Team PFWA) |
| | | 2019 | Aaron Donald, DT (First Team PFWA) |
| | | 2021 | Cooper Kupp, WR (First Team PFWA) Aaron Donald, DT (First Team PFWA) Jalen Ramsey, CB (First Team PFWA) Matt Gay, K (First Team PFWA) |
| | | 2023 | Kyren Williams, RB (First Team PFWA) Aaron Donald, DT (First Team PFWA) |



All-Time Honors



Bert Bell Trophy

(NFL Most Valuable Player presented by Philadelphia Maxwell Club)
1969 Roman Gabriel, QB
1974 Merlin Olsen, DT
1999 Kurt Warner, QB
2001 Marshall Faulk, RB

Earles (Greast) Neale Trophy

(NFL Coach of the Year, presented by Philadelphia Maxwell Club)
1999 Dick Vermeil
2003 Dick Vermeil

ESPY Awards

(ESPN's Pro Football Player of the Year)
1999 Kurt Warner, QB
2000 Marshall Faulk, RB
2001 Marshall Faulk, RB
 (ESPN's Breakthrough Athlete of the Year)
1999 Kurt Warner, QB
 (ESPN's Arthur Ashe Award)
2014 Michael Sam, DE
 (ESPN's Best Championship Performance)
2022 Cooper Kupp, WR

Executive Of The Year

2001 Charley Arney, General Manager (PFW, PFWA)

George Halas Award

1986 Gary Jeter, DE (PFW, PFWA)

Golden Toe Award

1973 David Ray, K
1978 Frank Corral, K

Joe F. Carr Trophy

(Official NFL Most Valuable Player)
1939 Parker Hall, QB/HB
1945 Bob Waterfield, QB

Miller Lite Award

(NFL Player of the Year)
1999 Kurt Warner, QB
2000 Marshall Faulk, RB
2001 Marshall Faulk, RB

NFC Assistant Coach Of The Year

1999 Mike Martz (USA)

NFC Coach Of The Year

1973 Chuck Knox (UPI, PFW, KCC, FN)
1983 John Robinson (UPI, FN)
1999 Dick Vermeil (USA)

NFC Defensive Back Of The Year

1989 Jerry Gray, CB (NFLPA)

NFC Defensive Lineman Of The Year

1973 Merlin Olsen, DT (NFLPA)

NFC Defensive Player Of The Year

1975 Jack Youngblood, DE (KCC)
1976 Jack Youngblood, DE (KCC)
1980 Nolan Cromwell, FS (KCC)

NFC Offensive Lineman Of The Year

1970 Bob Brown, T (NFLPA)
1979 Doug France, T (NFLPA)
1983 Jackie Slater, T (NFLPA)
1986 Jackie Slater, T (NFLPA)
1987 Jackie Slater, T (NFLPA)
1989 Jackie Slater, T (NFLPA)

NFC Offensive Player Of The Year

1973 John Hadl, QB (KCC)
1983 Eric Dickerson, RB (UPI)
1984 Eric Dickerson, RB (UPI, KCC)
1986 Eric Dickerson, RB (UPI)
1999 Marshall Faulk, RB (FN)
2001 Marshall Faulk, RB (FN)
2021 Cooper Kupp, WR (AP)

NFC Linebacker Of The Year

1974 Isiah Robertson (NFLPA)
1975 Isiah Robertson (NFLPA)
1977 Isiah Robertson (NFLPA)

NFC Player Of The Year

1973 John Hadl, QB (UPI, TSN)
1984 Eric Dickerson, RB (NFLPA)
1999 Marshall Faulk, RB (FN)

NFC Rookie Of The Year

1983 Eric Dickerson, RB (UPI)
1993 Jerome Bettis, RB (UPI)
2015 Todd Gurley, RB (AP, PFWA)

NFL All-Decade Teams

(Chosen by Hall of Fame Selection Committee)

1940's Jim Benton, E
Bob Waterfield, QB

1950's Tom Fears, E
Elroy Hirsch, HB/E
Norm Van Brocklin, QB/P
Dick Lane, DB

1960's David Jones, DE
Merlin Olsen, DT
Eddie Meador, DB

1970's Jack Youngblood, DE (First Team)
Merlin Olsen, DT (Second Team)

1980's Eric Dickerson, RB (First Team)
Nolan Cromwell, S (Second Team)

1990's LB Kevin Green, LB (First Team)
Sean Landeta, P (Second Team)

2000's Torry Holt, WR (Second Team)
Orlando Pace, T (Second Team)
La'Roi Glover, DT (Second Team)
Dante Hall, PR (First Team)
Dante Hall, KR (Second Team)



All-Time Honors



NFL All Pro



- 1937** Johnny Drake, FB (Second Team, UPI, NYN)
Ted Livingston, T (Honorable Mention, NFL)
Ookie Miller, G (Honorable Mention, NFL)
- 1938** Chuck Cherundolo, C (Honorable Mention, NFL)
Johnny Drake, FB (Second Team, NFL, NYDM)
Jim Benton, E (Honorable Mention, NFL, PFWA)
Chuck Cherundolo, C (Honorable Mention, NFL, PFWA)
- 1939** Parker Hall, QB (First Team, UPI, INS, NYN),
HB (First Team, PFWA)
Johnny Drake, HB (Second Team, NFL, UPI, PFWA, NYN)
Jim Benton, E (Second Team, NFL)
Chet Adams, T (Honorable Mention, NFL)
Bill Conkwright, C (Honorable Mention, PFWA)
Vic Spadacinni, QB (Honorable Mention, NFL, PFWA)
- 1940** Johnny Drake, FB (First Team, NFL, AP, UPI, NYN)
Parker Hall, QB (Second Team, UPI)
Berney McGarry, G (Honorable Mention, AP)
Chet Adams, T (Second Team, INS, NYN)
- 1941** Riley Matheson, G (First Team, AP)
Chet Adams, T (Honorable Mention, AP, UPI)
Parker Hall, HB (Honorable Mention, AP)
Johnny Drake, FB (Honorable Mention, NFL)
- 1942** Riley Matheson, G (First Team, AP)
Chet Adams, T (Second Team, NFL, AP)
John Hightower, E (Honorable Mention, NFL)
Dante Magnani, HB (Second Team, NFL)
- 1944** Riley Matheson, G (First Team, AP, UPI, NYN)
Jim Benton, E (Second Team, UPI, NYN)
Steve Pritko, E (Honorable Mention, AP)
- 1945** Bob Waterfield, QB (First Team, AP, UPI-HB, NYN)
Riley Matheson, G (First Team, AP, UPI, NYN)
Jim Benton, E (First Team, AP, NYN)
Eberle Schultz, T (First Team, INS)
Jim Gillette, HB (First Team, INS)
Mike Scarry, C (Second Team, UPI)
Fred Gehrke, HB (Second Team, UPI, INS)
- 1946** Jim Benton, E (First Team, AP, UPI, NYN, WP)
Riley Matheson, G (First Team, AP, UPI, NYN, WP)
Bob Waterfield, QB (First Team, AP, UPI, WP)
Gil Bouley, T (Second Team, WP)
- 1947** Dick Huffman, T (First Team, AP)
Riley Matheson, G (First Team, AP, NYN)
Jim Benton, E (Honorable Mention, UPI)
Roger Eason, G (Honorable Mention, UPI)
Bob Waterfield, QB (Honorable Mention, AP)
Gil Bouley, T (First Team, HA)
- 1948** Dick Huffman, T (First Team, AP, TSN, UPI, NYN)
Fred Naumetz, C (First Team, INS)
Tom Fears, E (Second Team, UPI, NYN)
Milan Lazetich, MG (First Team, HA)
Gil Bouley, T (First Team, HA)
- 1949** Tom Fears, E (First Team, UPI, NYN, CO)
Dick Huffman, T (First Team, AP, UPI, NYN, INS-DT, CO-DT)
Fred Naumetz, C (First Team, AP, UPI, NYN)
Bob Waterfield, QB (First Team, AP, UPI, CO)
Milan Lazetich, G (First Team, INS)
Dick Hoerner, FB (First Team, CO)
Jack Martin, C (Honorable Mention, UPI)

- 1950** Tom Fears, E (First Team, AP, UPI, NYN)
Dick Huffman, T (First Team, NYN-OT)
Dick Reinhard, T (First Team, NYN-DT)
Fred Naumetz, C (Second Team, NYN)
Bob Waterfield, QB (Second Team, AP)
Dick Hoerner, FB (Second Team, AP, NYN)
Larry Brink, DE (Honorable Mention, AP)
Milan Lazetich, G (Honorable Mention, AP)
Norm Van Brocklin, QB (Honorable Mention, AP, UPI)
Glen Davis, HB (Honorable Mention, AP, UPI)
Paul Berry, HB (Honorable Mention, AP)
- 1951** Larry Brink, DE (First Team, AP, NYN)
Elroy Hirsch, E (First Team, AP, UPI, NYN)
Dan Towler, FB (First Team, UPI, NYN)
Stan West, MG (First Team, NYN)
Tank Younger, LB (First Team, AP)
Tom Fears, E (Second Team, NYN)
Woodley Lewis, DB (Second Team, UPI)
Bob Waterfield, QB (Second Team, UPI, NYN)
- 1952** Dan Towler, HB (First Team, AP, UPI)
Larry Brink, DE (First Team, UPI)
Stan West, MG (First Team, AP, UPI, NYN)
Herb Rich, DB (First Team, AP, NYN)
Elroy Hirsch, E (Second Team, UPI, NYN)
Norm Van Brocklin, QB (Second Team, UPI)
Andy Robustelli, DE (Second Team, NYN)
Tank Younger, FB (Second Team, UPI)
Dick Lane, DB (Honorable Mention, AP)
Leon McLaughlin, C (Honorable Mention, UPI)
Bob Waterfield, QB (Honorable Mention, UPI)
Dick Daugherty, MB (Honorable Mention, UPI)
Don Paul, LB (Honorable Mention, AP, UPI)
Elroy Hirsch, E (First Team, AP)
Dan Towler, HB (First Team, UPI)
Andy Robustelli, DE (First Team, AP)
Don Paul, LB (First Team, AP)
Bud McFaddin, G (Second Team, UPI)
Larry Brink, DE (Second Team, NYN)
Woodley Lewis, DB (Second Team, UPI)
Tom Dahms, T (Honorable Mention, AP, UPI)
John Hock, G (Honorable Mention, AP)
Norm Van Brocklin, QB (Honorable Mention, AP)
Skeets Quinlan, HB (Honorable Mention, AP, UPI)
Charlie Toogood, DT (Honorable Mention, AP)
Stan West, MG (Honorable Mention, AP, UPI)
Dick Lane, DB (Honorable Mention, UPI)
- 1953** Elroy Hirsch, E (First Team, AP)
Dan Towler, HB (First Team, UPI)
Andy Robustelli, DE (First Team, AP)
Don Paul, LB (First Team, AP)
Bud McFaddin, G (Second Team, UPI)
Larry Brink, DE (Second Team, NYN)
Woodley Lewis, DB (Second Team, UPI)
Tom Dahms, T (Honorable Mention, AP, UPI)
John Hock, G (Honorable Mention, AP)
Norm Van Brocklin, QB (Honorable Mention, AP)
Skeets Quinlan, HB (Honorable Mention, AP, UPI)
Charlie Toogood, DT (Honorable Mention, AP)
Stan West, MG (Honorable Mention, AP, UPI)
Dick Lane, DB (Honorable Mention, UPI)
- 1954** Bob Boyd, E (First Team, AP, NYN)
Duane Putnam, G (Second Team, AP)
Norm Van Brocklin, QB (Second Team, TSN, NYN)
Tank Younger, FB (Second Team, AP, UPI)
Dan Towler, HB (Second Team, AP)
Andy Robustelli, DE (Second Team, AP, UPI, NYN)
Don Paul, LB (Second Team, AP)
Leon McLaughlin (Honorable Mention, AP)
Skeets Quinlan, HB (Honorable Mention, UPI)
Les Richter, LB (Honorable Mention, UPI)
- 1955** Duane Putnam, G (First Team, AP, NEA, TSN, NYN)
Norm Van Brocklin, QB (First Team, TSN)
Ron Waller, HB (First Team, UPI)
Andy Robustelli, DE (First Team, AP, TSN, NYN)
Les Richter, LB (First Team, NYN)
Will Sherman, DB (First Team, AP, UPI, NEA, TSN, NYN)
Bud McFaddin, DT (Second Team, NEA)
Tom Fears, E (Honorable Mention, AP)
Charlie Toogood, T (Honorable Mention, AP)
Bob Cross, T (Honorable Mention, AP)
Leon McLaughlin, C (Honorable Mention)
Tank Younger, FB (Honorable Mention, AP)
Tom McCormack, HB (Honorable Mention, AP)
Duane Putnam, G (First Team, NEA, NYN)
- 1956**



All-Time Honors



| | | | |
|-------------|---|-------------|--|
| | Les Richter, MLB (First Team, AP, NYN) Elroy Hirsch, E (Second Team, NYN) Ron Waller, HB (Second Team, NEA) Bud McFaddin, DT (Second Team, NEA, NYN) Will Sherman, DB (Second Team, NEA) | | Irv Cross, CB (Honorable Mention, UPI) Bernie Casey, FL (Honorable Mention, UPI) Billy Truax, TE (Honorable Mention, UPI) |
| 1957 | Duane Putnam, G (First Team, AP, UPI, NEA, NYN) Tom Wilson, HB (Second Team, AP, UPI, NYN) Les Richter, MLB (Second Team, AP, UPI) Dick Daugherty, LB (Second Team, NYN) | 1968 | David Jones, DE (First Team, PFW, PFWA) Merlin Olsen, DT (First Team, PFW, PFWA) Ed Meador, S (First Team, AP) Charlie Cowan, T (Second Team, AP, NYN) Tom Mack, G (Second Team, UPI, NEA) Roman Gabriel, QB (Second Team, NYN) Maxie Baughan, LB (Second Team, AP, NYN) |
| 1958 | Del Shofner, E (First Team, AP, UPI, NEA, NYN) Duane Putnam, G (First Team, AP, UPI, NEA, NYN) Jon Arnett, HB (First Team, AP, UPI, NEA, NYN) Les Richter, MLB (Second Team, AP, UPI, NEA, NYN) Will Sherman, DB (Second Team, AP, UPI, NEA, NYN) | 1969 | Bob Brown, T (First Team, HOF, PFW, PFWA, NEA, AP, UPI, FN, NYN) Charlie Cowan, T (First Team, SI) Tom Mack, G (First Team, HOF, UPI, NEA) Roman Gabriel, QB (First Team, HOF, AP, UPI, PFW, NYN, SI) David Jones, DE (First Team, HOF, PFW, PFWA, NEA, AP, UPI, FN, SI, NYN) Merlin Olsen, DT (First Team, HOF, PFW, PFWA, NEA, AP, UPI, FN, SI, NYN) Ed Meador, S (First Team, AP, UPI, PFW) Ken Inman, C (Second Team, NYN) Maxie Baughan, LB (Second Team, AP, PFW) Bruce Gossett, K (Second Team, PFW) |
| 1959 | Del Shofner, E (First Team, AP, UPI, NEA, NYN) Duane Putnam, G (First Team, NEA) Ollie Matson, FB (Second Team, UPI) Lou Michaels, DE/K (Second Team, AP) Jon Arnett, HB (Honorable Mention, UPI) | 1970 | Bob Brown, T (First Team, AP, PFWA, NEA, PFW) Tom Mack, G (First Team, FN) David Jones, DE (First Team, FN, PFW, NYP) Merlin Olsen, DT (First Team, AP, PFWA, NEA, PFW) |
| 1960 | Jim Phillips, E (Second Team, AP, UPI) Art Hunter, C (Second Team, AP, UPI, NEA) Gene Brito, DE (Second Team, UPI) Les Richter, MLB (Second Team, AP) Ed Meador, CB (Second Team, AP) John LoVetere, DT (Honorable Mention, UPI) Jack Pardee, LB (Honorable Mention, UPI) | 1971 | Tom Mack, G (First Team, NEA) Isiah Robertson, LB (First Team, NYP) Coy Bacon, DE (Second Team, NEA) Merlin Olsen, DT (Second Team, UPI) |
| 1961 | Jim Phillips, E (First Team, AP, UPI, NYN) Jon Arnett, HB (Second Team, UPI, NYN) | 1972 | Tom Mack, G (First Team, NYP) Coy Bacon, DE (First Team, FN) Isiah Robertson, LB (Second Team, FN) Dave Chapple, P (Second Team, PFWA) |
| 1962 | Dick Bass, FB (First Team, UPI, FN) Marlin McKeever, LB (Honorable Mention, UPI) Ed Meador, CB (Honorable Mention, UPI, NEA) | 1973 | Harold Jackson, WR (First Team, AP, PFWA, NEA, FN, NYP, PFW) Joe Scibelli, G (First Team, NEA) Tom Mack, G (First Team, PFW) John Hadl, QB (First Team, AP, PFWA, FN, PFW) Jack Youngblood, DE (First Team, NYP) Isiah Robertson, LB (First Team, AP, PFWA, FN, NYP) Charlie Cowan, T (Second Team, AP, PFWA) Lawrence McCutcheon, RB (Second Team, NEA, FN) Fred Dryer, DE (Second Team, PFW) Merlin Olsen, DT (Second Team, AP, FN) |
| 1963 | Merlin Olsen, DT (First Team, FN) Jack Pardee, LB (First Team, AP) Rosey Grier, DT (Second Team, NEA) Ed Meador, CB/S (Second Team, NEA) Dick Bass, FB (Honorable Mention, AP) Frank Verrichione, T (Honorable Mention, AP) | 1974 | Tom Mack, G (First Team, PFWA, FN, PFW) Lawrence McCutcheon, RB (First Team, NEA, FN, NYP) Jack Youngblood, DE (First Team, AP, PFWA) Fred Dryer, DE (First Team, NEA) Isiah Robertson, LB (First Team, FN) Dave Elmendorf, SS (First Team, NYP) Merlin Olsen, DT (Second Team, AP) Larry Brooks, DT (Second Team, NEA) |
| 1964 | Merlin Olsen, DT (First Team, NEA, FN) David Jones, DE (Second Team, AP, UPI, NEA, NYN) Marlin McKeever, TE (Honorable Mention, UPI) Frank Verrichione, T (Honorable Mention, UPI) | 1975 | Tom Mack, G (First Team, FN) Jack Youngblood, DE (First Team, AP, PFWA, NEA, FN, PFW, NYP) Isiah Robertson, LB (First Team, NEA, PFW) Merlin Olsen, DT (Second Team, FN) Dave Elmendorf, SS (Second Team, AP, NEA) Tom Dempsey, K (Second Team, FN) |
| 1965 | David Jones, DE (First Team, AP, UPI, NEA, NYN, FN) Merlin Olsen, DT (First Team, FN) Tommy McDonald, FL (Honorable Mention, UPI) Rosey Grier, DT (Honorable Mention, UPI) Dan Currie, LB (Honorable Mention, UPI) Ed Meador, S (Honorable Mention, UPI) | 1976 | Jack Youngblood, DE (First Team, AP, PFWA, NEA, FN, PFW, NYP) Monte Jackson, CB (First Team, AP, PFWA, NEA, FN, PFW, NYN, NYP) Isiah Robertson, LB (First Team, AP; Second Team, PFWA) |
| 1966 | David Jones, DE (First Team, AP, UPI, NEA, PFWA, NYN, FN) Merlin Olsen, DT (First Team, AP, UPI, NEA, PFWA, NYN, FN) Maxie Baughan, LB (First Team, NEA) Tom Mack, G (Second Team, FN) Dick Bass, FB (Second Team, AP, UPI, NYN) Irv Cross, CB (Honorable Mention, UPI) Ed Meador, S (Honorable Mention, UPI) | | |
| 1967 | Charlie Cowan, T (First Team, FN) David Jones, DE (First Team, AP, UPI, NEA, PFWA, NYN, FN) Merlin Olsen, DT (First Team, AP, UPI, NEA, PFWA, NYN, FN) Maxie Baughan, LB (First Team, UPI, NYN, FN) Ed Meador, S (First Team, UPI, NEA, PFWA, FN) Tom Mack, G (Second Team, FN) Roman Gabriel, QB (Second Team, FN) Les Josephson, RB (Second Team, FN) Roger Brown, DT (Second Team, FN) Joe Scibelli, G (Honorable Mention, UPI) | | |



All-Time Honors



- 1977** Larry Brooks, DT (First Team, PFWA, NYP)
Monte Jackson, CB (First Team, PFWA)
Jack Youngblood, DE (First Team, NYN)
Isiah Robertson, LB (First Team, CPFN)
Harold Jackson, WR (Second Team, NEA)
- 1978** Dennis Harrah, G (First Team, CPFN)
Jack Youngblood, DE (First Team, AP, PFWA, NEA, CPFN, PFW, NYN)
Jim Youngblood, LB (First Team, NYP, NYN)
Pat Thomas, CB (First Team, NYP, NYN)
Frank Corral, K (First Team, PFWA, NEA, CPFN, PFW)
Doug France, T (Second Team, AP, NEA)
Larry Brooks, T (Second Team, AP, NEA)
- 1979** Jack Youngblood, DE (First Team, AP, PFWA, NEA, PFW, NYN)
Larry Brooks, DT (First Team, AP)
Jim Youngblood, LB (Second Team, AP)
- 1980** Kent Hill, G (First Team, PFW)
Rich Saul, C (First Team, SI)
Pat Thomas, CB (First Team, AP, SI)
Nolan Cromwell, FS (First Team, AP, PFWA, NEA, TSN, FD, PFW, SI, CPFN, NYN)
Jack Youngblood, DE (Second Team, NEA, TSN)
- 1981** Nolan Cromwell, FS (First Team, AP, PFWA, NEA, TSN, PFW, SI, NYN)
LeRoy Irvin, PR (First Team, AP, PFWA, TSN, PFW)
Rod Perry, CB (First Team, NYN)
Rich Saul, C (Second Team, NEA)
- 1982** Nolan Cromwell, FS (First Team, AP, PFWA, FD)
LeRoy Irvin, PR (First Team, PFWA)
- 1983** Jackie Slater, T (First Team, NFL Films)
Kent Hill, G (First Team, TSN)
Eric Dickerson, RB (First Team, AP, PFWA, NEA, TSN, PFW, CPFN, FD, SI, NFL Films)
Nolan Cromwell, SS (First Team, FD)
Johnnie Johnson, FS (First Team, NEA)
- 1984** Bill Bain, T (First Team, NFL Films, PFW)
Eric Dickerson, RB (First Team, AP, PFWA, NEA, TSN, PFW, CPFN, FD, SI NFL Films)
Jim Collins, LB (First Team, SI, PFW)
Henry Ellard, WR (First Team, AP, TSN, FD)
Kent Hill, G (Second Team, CPFN)
Gary Green, CB (Second Team, NEA)
- 1985** Jim Collins, LB (First Team, TSN)
LeRoy Irvin, CB (First Team, USA Today)
Vince Newsome, Nickel Back (First Team, SI)
Dale Hatcher, P (First Team, AP, TSN, FD, USA Today, SI)
Ron Brown, KR (First Team, AP, TSN, FD)
Henry Ellard, WR (First Team, TSN)
Gary Green, CB (Second Team, FD)
Kent Hill, G (Second Team, AP, FD)
Eric Dickerson, G (Honorable Mention, AP)
- 1986** Jackie Slater, T (First Team, SI)
Dennis Harrah, G (First Team, AP, PFWA, TSN, FD, NFL Films, PFW, CPFN)
Eric Dickerson, RB (First Team, AP, PFWA, NEA, TSN, FD, USA Today, SI, NFL Films, PFW, CPFW)
LeRoy Irvin, CB (First Team, AP, PFWA, TSN, FD, NFL Films)
Jerry Gray, CB (Second Team, AP)
Nolan Cromwell, FS (Honorable Mention, AP)
Mel Owens, LB (Honorable Mention, AP)
Doug Smith, C (Honorable Mention, AP)
- 1987** Jackie Slater, T (First Team, NEA)
Tom Newberry, G (First Team, USA Today, SI)
Charles White, RB (First Team, AP, PFWA, TSN, CPFN, FD, NFL Films, PFW)
- 1988** Henry Ellard, WR (First Team, AP, PFWA, NEA, TSN, CPFN, SI, NFL Films, PFW)
Jackie Slater, T (First Team, NFL Films, PFW)
Irv Pankey, T (First Team, NEA)
Tom Newberry, G (First Team, AP, PFWA, TSN, CPFN, USA Today, NFL Films, PFW)
LeRoy Irvin, CB (First Team, SI)
Jim Everett, QB (Second Team, CPFN)
Jerry Gray, CB (Second Team, NEA)
Doug Smith, C (Honorable Mention, PFW)
- 1989** Jackie Slater, T (First Team, NEA, CPFN, FD)
Tom Newberry, G (First Team, AP, PFWA, TSN, USA, PFW)
Kevin Greene, LB (First Team, NEA, TSN, USA Today)
Jerry Gray, CB (First Team, PFWA, CPFN)
Mike Lansford, K (First Team, TSN)
Jim Everett, QB (Second Team, NEA, CPFN)
- 1990** Henry Ellard, WR (Honorable Mention, AP)
Jackie Slater, T (Honorable Mention, AP)
Tom Newberry, G (Honorable Mention, AP)
Doug Smith, C (Honorable Mention, AP)
Alvin Wright, NT (Honorable Mention, AP)
Kevin Greene, LB (Honorable Mention, AP)
- 1991** Robert Delpino, Receiver-Back (First Team, SI)
- 1992** Kevin Greene, LB (First Team, SI)
Jackie Slater, T (Honorable Mention, AP)
- 1993** Jerome Bettis, RB (First Team, AP, PFWA, CPFN)
Sean Gilbert, DT (First Team, CPFN)
- 1994** Sean Landeta, P (Honorable Mention, AP)
- 1995** Isaac Bruce, WR (First Team, SI)
Sean Landeta, P (First Team, USA Today)
- 1996** D'Marco Farr, DT (SI)
Eddie Kennison, PR (Second Team, CPFN, FD)
- 1999** Kurt Warner, QB (First Team, AP, CPFN, FD, SI, PFW, TSN, USA)
Marshall Faulk, RB (First Team, AP, SI, PFW, CPFN, TSN, FD, USA)
Isaac Bruce, WR (First Team, CPFN, TSN, USA; Second Team, AP, FD)
Orlando Pace, T (First Team, AP, PFW, TSN, USA; Second Team, CPFN, FD)
Kevin Carter, DE (First Team, AP, PFW, CPFN, TSN, FD, USA)
Tony Horne, KR (First Team, CPFN, PFW, SI, TSN, USA; Second Team, AP, FD)
Az-Zahir Hakim, PR (First Team, CPFN, USA (3rd Down Specialist)
London Fletcher, LB (Second Team, FD)
Todd Lyght, CB (Second Team, AP, CPFN, FD)
Adam Timmerman, G (Second Team, CPFN, FD)
- 2000** Marshall Faulk, RB (First Team, AP, CPFN, FD, FN, SI, PFW, SN, USA)
Az-Zahir Hakim, PR (First Team, PFW, TSN; Second Team, CPFN, FD)
Tom Nütten, G (First Team, USA)
Orlando Pace, T (First Team, CPFN, FN, PFW, SN; Second Team, AP)
- 2001** Kurt Warner, QB (First Team, AP, CPFN, FD, SI, PFW, TSN)
Marshall Faulk, RB (First Team, AP, CPFN, FD, SI, PFW, TSN)



All-Time Honors



| | |
|-------------|--|
| | Orlando Pace, T (First Team, AP, CPFW, PFW, TSN; Second Team, FD) |
| | Aeneas Williams, CB (First Team, AP, FD, PFW, TSN; Second Team, CPFW) |
| | Adam Timmerman, G (Second Team, AP, FD) |
| | Ernie Conwell, TE (Second Team, FD) |
| | Grant Wistrom, DE (Second Team, FD) |
| 2003 | Torry Holt, WR (First Team AP, SI, PFW, FD, TSN) |
| | Orlando Pace, T (First Team AP, TSN) |
| | Leonard Little, DE (First Team AP, PFW) |
| | Jeff Wilkins, K (Second Team AP) |
| 2004 | Orlando Pace, T (TSN) |
| 2008 | Donnie Jones, P (Second Team AP) |
| 2009 | Steven Jackson, RB (Second Team AP) |
| | Donnie Jones, P (Second Team AP) |
| 2013 | Robert Quinn, DE (First Team AP, PFWA) |
| | Johnny Hekker, P (First Team AP) |
| 2014 | Johnny Hekker, P (Second Team AP) |
| 2015 | Aaron Donald, DT (First Team AP, PFWA, SN) |
| | Todd Gurley, RB (Second Team AP) |
| | Johnny Hekker, P (First Team AP, PFWA, SN) |
| 2016 | Aaron Donald, DT (PFW, PFF, AP, SN) |
| | Johnny Hekker, P (PFW, PFF, AP, Second Team SN) |
| 2017 | Pharoh Cooper, KR, (First Team AP KR, Second Team AP PR, PFW, SN, PFF) |
| | Aaron Donald, DT (AP, PFW, SN, PFF) |
| | Johnny Hekker, P (AP, PFW) |
| | Todd Gurley II, RB (AP, PFW, SN, PFF) |
| | Rodger Saffold III, G (Second Team AP) |
| | Andrew Whitworth, T (AP, PFW) |
| | Greg Zuerlein, K (AP, PFW, SN) |
| 2018 | Aaron Donald, DT (AP, PFW, SN, PFF) |
| | Todd Gurley II, RB (AP, PFW, SN) |
| | Cory Littleton, ST (Second Team AP, Second Team PFF) |
| | Johnny Hekker, P (Second Team AP, Second Team PFF) |
| 2019 | Aaron Donald, DT (AP, PFWA, SN, PFF) |
| 2021 | Cooper Kupp, WR (AP, PFWA, SN) |
| | Aaron Donald, DT (AP, PFWA, SN) |
| | Jalen Ramsey, CB (AP, PFWA, SN) |
| 2022 | Jalen Ramsey, DB (PFF) |
| | Bobby Wagner, LB (PFF, Second Team AP) |
| | Aaron Donald, DT (NFLPA) |
| 2023 | Aaron Donald, DT (AP, NFLPA, PFWA) |
| | Puka Nacua, WR (Second Team AP) |
| | Kvren Williams, RB (Second Team AP, PFWA) |

1977

Billy Waddy, WR (UPI, PFW, PFWA, FD)
 Rafael Septien, K (UPI, PFW, PFWA, FD)
 Bob Brudzinski, LB (AP, UPI, PFW, PFWA)

1978

Frank Corral, K (UPI, PFW, PFWA, FD)

1980

Johnnie Johnson, S (UPI, PFW, FD, PFWA)

1983

Eric Dickerson, RB (UPI, PFW, FD, PFWA)

1985

Dieter Brock, QB (UPI, FD, PFWA)
 Dale Hatcher, P (UPI, PFWA)

1986

Tom Newberry, G (UPI, PFWA, PFW)
 Jim Everett, QB (UPI, PFWA, PFW)

1988

Fred Strickland, LB (PFW)

1989

Bill Hawkins, DE (PFWA, PFW)
 Frank Stams, LB (FD)

1990

Pat Terrell, S (FN)

1992

Sean Gilbert, DT (PFWA)

1993

Jerome Bettis, RB (PFWA, CPFN)

1994

Wayne Gandy, T (CPFN)
 Keith Lyle, S (PFW)

1995

Kevin Carter, DE (FN, CPFN)

1996

Tony Banks, QB (CPFN, FN, PFW)
 Eddie Kennison, WR (CPFN, PFW)
 Eddie Kennison, PR (CPFN, FD, PFW)

1999

Torry Holt, WR (PFW, FN, FD)

2001

Adam Archuleta, S (FD, PFW)
 Tommy Polley, LB (FD, PFW)

2003

Pisa Tinoisamoa, LB (PFW)

2009

James Laurinaitis, LB (PFW)

2010

Sam Bradford, QB (PFW)
 Rodger Saffold, T (PFW)

2012

Michael Brockers, DT (PFW)
 Janoris Jenkins, CB (PFW)

2013

Tavon Austin, KR (PFW)
 Alec Ogletree, LB (PFW)

2014

Aaron Donald, DT (PFW, SI)
 Tre Mason, RB (PFW, SI)
 E.J. Gaines, CB (PFW)

2015

Todd Gurley, RB (PFW)
 Rob Havenstein, T (PFW)

2017

Cooper Kupp, WR (PFW)

2023

Puka Nacua, WR (PFW, PFF)
 Kobie Turner, NT (PFW, PFF)



NFL All-Rookie



| | |
|-------------|--|
| 1971 | Dave Elmendorf, S (UPI, FD) |
| | Jack Youngblood, DE (FD) |
| | Isiah Robertson, LB (AP, UPI, PFW, FD) |
| 1972 | Jim Bertleson, RB (UPI, PFW, FD) |
| 1973 | Lawrence McCutcheon, RB (UPI) |
| 1974 | Bill Simpson, S (PFWA) |
| 1975 | Doug France, T (PFWA) |
| | Monte Jackson, CB (UPI, FD) |
| 1976 | Pat Haden, QB (FD) |
| | Rusty Jackson, P (PFWA) |



NFC All-Western Conference



| | |
|-------------|------------------------|
| 1956 | Duane Putnam, G (TSN) |
| | Les Richter, MLB (TSN) |
| 1957 | Duane Putnam, G (TSN) |
| | Tom Wilson, HB (TSN) |
| | Les Richter, MLB (TSN) |
| | Will Sherman, DB (TSN) |
| 1958 | Del Shofner, E (TSN) |
| | Duane Putnam, G (TSN) |



All-Time Honors



| | |
|------|--|
| | Jon Arnett, RB (TSN) Les Richter, MLB (TSN) Will Sherman, DB (TSN) Del Shofner, E (TSN) |
| 1959 | |
| 1960 | Jim Phillips, E (TSN) |
| 1961 | Jim Phillips, E (TSN) Ed Meador, DB (TSN) |
| 1962 | Dick Bass, FB (TSN) |
| 1963 | Rosey Grier, DT (TSN) Jack Pardee, LB (TSN) |
| 1964 | Frank Varrichione, T (TSN) Merlin Olsen, DT (TSN) Ed Meador, S (TSN) |
| 1965 | Bruce Gossett, K (TSN) Merlin Olsen, DT (TSN) Ed Meador, DB (TSN) |
| 1966 | David Jones, DE (TSN) Merlin Olsen, DT (TSN) Maxie Baughan, LB (TSN) Ed Meador, DB (TSN) Bruce Gossett, K (TSN) |
| 1967 | David Jones, DE (TSN) Merlin Olsen, DT (TSN) Roger Brown, DT (TSN) Maxie Baughan, LB (TSN) Ed Meador, S (TSN) |
| 1968 | Charlie Cowan, T (TSN) David Jones, DE (TSN) Merlin Olsen, DT (TSN) Maxie Baughan, LB (TSN) Ed Meador, S (TSN) |
| 1969 | Bob Brown, T (TSN) Tom Mack, G (TSN) Roman Gabriel, QB (TSN) David Jones, DE (TSN) Merlin Olsen, DT (TSN) Maxie Baughan, LB (TSN) Ed Meador, S (TSN) |

NFL Coach Of The Year

| | |
|------|--|
| 1945 | Adam Walsh (NYN) |
| 1952 | Hamp Pool (NYN) |
| 1967 | George Allen (AP, UPI, TSN) |
| 1973 | Chuck Knox (AP, PFWA) |
| 1999 | Dick Vermeil (AP, CPFN, FD, FN, IFA, PFW, PFWA, SI, TSN, NFL Alumni) |
| 2017 | Sean McVay (AP, PFWA, 101) |

NFL Comeback Player Of The Year

| | |
|------|-------------------------|
| 2003 | Aeneas Williams, S (FD) |
|------|-------------------------|



Rams DT Aaron Donald receiving the Defensive Rookie of the Year Award at the 4th Annual NFL Honors. Photo courtesy of APimages.com

NFL Defensive Back Of The Year

| | |
|------|-------------------------|
| 1976 | Monte Jackson, CB (FD) |
| 1980 | Nolan Cromwell, FS (FD) |
| 1981 | Nolan Cromwell, FS (FD) |
| 1983 | Nolan Cromwell, SS (FD) |

NFL Defensive Lineman Of The Year

| | |
|------|---------------------------|
| 1967 | David Jones, DE (NFLPA) |
| 1968 | David Jones, DE (NFLPA) |
| 1975 | Jack Youngblood, DE (PFW) |

NFL Defensive Player Of The Year

| | |
|------|----------------------------------|
| 1967 | David Jones, DE (NEA) |
| 1968 | David Jones, DE (NEA) |
| 1975 | Jack Youngblood, DE (UPI) |
| 2013 | Robert Quinn, DE (PFWA) |
| 2017 | Aaron Donald, DT (AP, PFWA, 101) |
| 2018 | Aaron Donald, DT (AP, PFWA, 101) |
| 2020 | Aaron Donald, DT (AP, PFWA, 101) |

NFL Kick Returner Of The Year

| | |
|------|---------------------------|
| 1984 | Henry Ellard (NFL Alumni) |
| 1985 | Ron Brown (NFL Alumni) |

NFL Most Valuable Player

| | |
|------|--------------------------------------|
| 1999 | Kurt Warner, QB (AP, IFA, PFW, PFWA) |
| 2000 | Marshall Faulk, RB (AP, PFW, PFWA) |
| 2001 | Kurt Warner, QB (AP) |
| 2001 | Marshall Faulk, RB (PFW, PFWA) |

NFL Offensive Coordinator Of The Year

| | |
|------|-----------------|
| 1999 | Mike Martz (FD) |
|------|-----------------|

NFL Offensive Lineman Of The Year

| | |
|------|----------------------|
| 1969 | Bob Brown, T (NFLPA) |
|------|----------------------|

NFL Offensive Player Of The Year

| | |
|------|------------------------------------|
| 1969 | Roman Gabriel, QB (PFW, KCC) |
| 1986 | Eric Dickerson, RB (AP) |
| 1999 | Marshall Faulk, RB (AP, CPFN) |
| 1999 | Kurt Warner (PFW) |
| 2000 | Marshall Faulk, RB (AP, CPFN) |
| 2001 | Marshall Faulk, RB (AP, CPFN) |
| 2017 | Todd Gurley II, RB (AP, PFWA, 101) |
| 2021 | Cooper Kupp, WR (AP, PFWA, 101) |

NFL Offensive Rookie Of The Year

| | |
|------|------------------------------|
| 1983 | Eric Dickerson, RB (AP, PFW) |
| 1993 | Jerome Bettis, RB (AP, PFW) |
| 2010 | Sam Bradford, QB (AP, PFW) |
| 2015 | Todd Gurley II, RB (AP, PFW) |

NFL Defensive Rookie Of The Year

| | |
|------|---------------------------------|
| 1971 | Isiah Robertson, LB (PFWA) |
| 2014 | Aaron Donald, DT (PFW, NFL, AP) |

Player Of The Year

| | |
|------|---------------------------------------|
| 1969 | Roman Gabriel, QB (AP, UPI, TSN, NEA) |
| 1999 | Kurt Warner, QB (FD, SI, TSN) |
| 2000 | Marshall Faulk, RB (FD, SI, TSN) |
| 2001 | Kurt Warner, QB (FD) |
| 2001 | Marshall Faulk, RB (SI, TSN) |
| 2017 | Todd Gurley II, RB (NFL Alumni) |
| 2021 | Cooper Kupp, WR (AP) |



All-Time Honors



NFL Quarterback Of The Year

1999 Kurt Warner (IFA, NFL Alumni, NQC)

NFL Rookie Of The Month

1996 Eddie Kennison, WR (Oct.)
2010 Sam Bradford, QB (Oct., Nov.)
2016 Todd Gurley, RB (Oct.)
2023 Puka Nacua (Dec)

NFL Rookie Of The Year

1971 Isiah Robertson, LB (PFW)
1983 Eric Dickerson, RB (NEA, PFWA, CPFN, FN, PFW)
1993 Jerome Bettis, RB (TSN, UPI)
2016 Todd Gurley II, RB (AP, PFWA)

NFL Running Back Of The Year

1983 Eric Dickerson (FD, NFL Alumni)
1984 Eric Dickerson (NFL Alumni)
1986 Eric Dickerson (NFL Alumni)

NFL Wide Receiver Of The Year

1989 Henry Ellard (NFL Alumni)

Pete Rozzele Trophy

(Super Bowl Most Valuable Player)
1999 Kurt Warner, QB
2022 Cooper Kupp, WR

Phil Simms All-Ironman Team

1999 Marshall Faulk, RB

Pro Bowl

1938 (1) Ed Goddard QB
1939 (5) Jim Benton E, Johnny Drake FB, Parker Hall QB, Vic Spadaccini QB, John Wiatrak C
1940 (2) Ollie Cordell B, Ted Livingston G
1941 (2) Chet Adams T, Dante Magnani HB
1950 (8) Larry Brink DE, Glenn Davis HB, Tom Fears E, Dick Hoerner FB, Dick Huffman T, Woodley Lewis HB, Norm Van Brocklin QB, Bob Waterfield QB
1951 (8) Larry Brink DE (2), Elroy Hirsch E, Don Paul C, Dan Towler HB, Norm Van Brocklin QB (2), Bob Waterfield QB (2), Stan West G, Paul Younger FB
1952 (7) Elroy Hirsch E (2), Don Paul C (2), Dan Towler HB (2), Norm Van Brocklin QB (3), Stan West G (2), Jim Winkler T, Paul Younger FB (2)
1953 (6) Elroy Hirsch E (3), Don Paul C (3), Andy Robustelli DE, Dan Towler HB (3), Norm VanBrocklin QB (4), Paul Younger FB (3)
1954 (7) Bob Boyd E, Leon McLaughlin C, Duane Putnam G, Skeet Quinlan HB, Les Richter LB, Dan Towler HB (4), Norm Van Brocklin QB (5)
1955 (9) Leon Clarke E, Bud McFadin DT, Paul Miller DE, Duane Putnam G (2), Les Richter LB (2), Andy Robustelli DE (2), Will Sherman S, Norm Van Brocklin QB (6), Ron Waller HB

1956 (6) Leon Clarke E (2), John Hock G, Bud McFadin DT (2), Les Richter LB (3), Tom Wilson RB, Paul Younger FB (4)
1957 (5) Jon Arnett HB, Dick Daughtery LB, Duane Putnam G (3), Les Richter LB (4), Tom Wilson HB (2)
1958 (6) Jon Arnett HB (2), Duane Putnam G(4), Les Richter LB (5), Will Sherman S(2), Del Shofner SE, Bill Wade QB
1959 (4) Jon Arnett HB (3), Lamar Lundy DE, Les Richter LB (6), Del Shofner SE (2)
1960 (4) Jon Arnett HB (4), Ed Meador DB, Jim Phillips E, Les Richter LB (7)
1961 (3) Jon Arnett HB (5), Jim Phillips E (2), Les Richter LB (8)
1962 (4) Dick Bass HB, Merlin Olsen DT, Jim Phillips E(3), Frank Varrichione T
1963 (3) Dick Bass HB (2), Merlin Olsen DT (2), Jack Pardee LB
1964 (3) David Jones DE, Ed Meador DB (2), Merlin Olsen DT (3)
1965 (4) David Jones DE (2), Tom McDonald E, Ed Meador DB (3), Merlin Olsen DT (4)
1966 (7) Dick Bass HB (3), Maxie Baughan LB, Bruce Gossett K, David Jones DE (3), Marlin McKeever TE, Ed Meador DB (4),Merlin Olsen DT (5)
1967(10) Maxie Baughan LB (2), Roger Brown DT, Bernie Casey FL, Roman Gabriel QB, David Jones DE (4), Les Josephson HB, Tom Mack G, Ed Meador DB (5), Merlin Olsen DT (6), *Jack Snow SE
1968 (9) Maxie Baughan LB (3), Joe Carollo T, Charlie Cowan T, Roman Gabriel QB (2), Bruce Gossett K (2), David Jones DE (5), Tom Mack G (2), Merlin Olsen DT (7), Joe Scibelli G
1969 (7) *Maxie Baughan LB (4), *Bob Brown T, Charlie Cowan T (2), Roman Gabriel QB (3), David Jones DE (6), Tom Mack G (3), Merlin Olsen DT (8)
1970 (5) *Bob Brown T (2), Charlie Cowan T (3), David Jones DE (7), Tom Mack G (4), *Merlin Olsen DT (9)
1971 (4) *Willie Ellison RB, Tom Mack G (5), Merlin Olsen DT (10), Isiah Robertson LB
1972 (4) Coy Bacon DE, Dave Chapple P, Tom Mack G (6), Merlin Olsen DT (11)
1973 (8) Jim Bertelsen RB, John Hadl QB, Harold Jackson WR, Tom Mack G (7), Lawrence McCutcheon RB, Merlin Olsen DT (12), Isiah Robertson LB (2), Jack Youngblood DE
1974 (6) James Harris QB, Tom Mack G (8), Lawrence McCutcheon RB (2), Merlin Olsen DT (13), Isiah Robertson LB (3), Jack Youngblood DE (2)
1975 (8) Fred Dryer DE, Harold Jackson WR (2), Tom Mack G (9), Lawrence McCutcheon RB (3), Merlin Olsen DT (14), Jack Reynolds LB, Isiah Robertson LB (4), Jack Youngblood DE (3)



All-Time Honors



| | | | |
|------------------|--|-----------------|--|
| 1976 (7) | Larry Brooks DT, Monte Jackson CB, Ron Jessie WR, Lawrence McCutcheon RB (4), Isiah Robertson LB (5), Rich Saul C, Jack Youngblood DE (4) | 1996 (1) | Isaac Bruce, WR |
| 1977 (10) | Larry Brooks DT (2), Doug France T, Pat Haden QB, Harold Jackson WR (3), *Monte Jackson CB (2), Tom Mack G (10), Lawrence McCutcheon RB (5), Isiah Robertson LB (6), Rich Saul C (2), Jack Youngblood DE (5) | 1999 (8) | Isaac Bruce, WR (2), Kevin Carter, DE D'Marco Farr, DT, Marshall Faulk, RB, Todd Lyght, CB, Orlando Pace, T, Adam Timmerman, G, Kurt Warner, QB |
| 1978 (10) | *Larry Brooks DT (3), Frank Corral K, Doug France T (2), Dennis Harrah G, Cody Jones DT, Tom Mack G (11), Rod Perry CB, Rich Saul C (3), Pat Thomas CB, Jack Youngblood DE (6) | 2000 (5) | *Isaac Bruce, WR (3), *Marshall Faulk, RB (2), Torry Holt, WR, Orlando Pace, T (2), *Kurt Warner, QB (2) |
| 1979 (5) | Larry Brooks DT (4), Dennis Harrah G(2), Rich Saul C (4), Jack Youngblood DE (7), Jim Youngblood LB | 2001 (7) | *Isaac Bruce, WR (4), Marshall Faulk, RB (3), Torry Holt, WR (2), *Orlando Pace, T (3), Adam Timmerman G (2), Kurt Warner QB (3), Aeneas Williams CB |
| 1980 (8) | Larry Brooks DT (5), Nolan Cromwell S, Dennis Harrah G (3), Kent Hill T, Rod Perry CB (2), Jack Reynolds LB(2), Rich Saul C (5), *Pat Thomas CB (2) | 2002 (2) | Marshall Faulk, RB (4), *Orlando Pace, T (4) |
| 1981 (2) | Nolan Cromwell S (2), Rich Saul C (6) | 2003 (6) | Marc Bulger, QB, Torry Holt, WR (3), Leonard Little, DE, Orlando Pace, T (5), Jeff Wilkins K, Aeneas Williams S (8) |
| 1982 (2) | Nolan Cromwell S (3), Kent Hill T (2) | 2004 (2) | Torry Holt, WR (4), Orlando Pace, T (6) |
| 1983 (4) | Nolan Cromwell S (4), Eric Dickerson RB, Kent Hill T (3), Jackie Slater T | 2005 (2) | Torry Holt, WR (5), Orlando Pace, T (7) |
| 1984 (4) | Eric Dickerson RB (2), Henry Ellard KR, Kent Hill T (4), Doug Smith C | 2006 (3) | Marc Bulger, QB (2), *Torry Holt, WR (6), Steven Jackson, RB (1) |
| 1985 (9) | Ron Brown KR, Jim Collins LB, Gary Green CB, Dennis Harrah G (4), Dale Hatcher P, Kent Hill T (5), LeRoy Irvin CB, Jackie Slater T (2), *Doug Smith C (2) | 2007 (1) | Torry Holt, WR (7) |
| 1986 (7) | Eric Dickerson RB (3), Carl Ekern LB, Jerry Gray CB, Dennis Harrah G (5), LeRoy Irvin CB (2), Jackie Slater T (3), Doug Smith C (3) | 2009 (1) | *Steven Jackson, RB (2) |
| 1987 (5) | Jerry Gray CB (2), Dennis Harrah G (6), Jackie Slater T (4), Doug Smith C (4), Charles White RB | 2010 (1) | Steven Jackson, RB (3) |
| 1988 (5) | Henry Ellard WR (2), Jerry Gray CB (3), Tom Newberry G, Jackie Slater T (5), Doug Smith C (5) | 2013 (2) | Robert Quinn, DE (1), Johnny Hekker, P (1) |
| 1989 (6) | Henry Ellard WR (3), *Jim Everett QB, Jerry Gray CB (4), Kevin Greene LB, *Tom Newberry G (2), Jackie Slater, T (6), Doug Smith C (6) | 2014 (2) | Robert Quinn, DE (2), Aaron Donald, DT (1) |
| 1990 (2) | Jim Everett QB (2), Jackie Slater T (7) | 2015 (3) | Aaron Donald, DT (2), Todd Gurley, RB (1), Johnny Hekker, P (2) |
| 1993 (2) | Jerome Bettis RB, Sean Gilbert DT | 2016 (3) | *Aaron Donald, DT (3), Johnny Hekker, P (3), LS Jake McQuaide (1) |
| 1994 (1) | Jerome Bettis RB (2) | 2017 (8) | Pharoh Cooper (1), RS, *Aaron Donald, DT (4), Jared Goff, QB (1), Todd Gurley II, RB (2), Johnny Hekker, P (4), LS Jake McQuaide (2), Andrew Whitworth (4) |
| | | 2018 (4) | *Jared Goff, QB (2), *Todd Gurley II, RB (3), *Aaron Donald, DT (5), *Cory Littleton, ST (1) |
| | | 2019 (2) | *Aaron Donald, DT (6), *Jalen Ramsey, CB (4) |
| | | 2021 (4) | *Cooper Kupp (1), *Aaron Donald, DT (7), *Jalen Ramsey, DB (5), *Matt Gay, K (1) |
| | | 2022 (2) | *Aaron Donald DT (8), Jalen Ramsey, DB (6) |
| | | 2023 (4) | *Aaron Donald DT (10), *Matthew Stafford, QB (3) Kyren Williams, RB (1), Puka Nacua, WR (1) |

| Rams Pro Bowlers By Position | |
|------------------------------|----|
| Quarterback | 13 |
| Running Back | 26 |
| Wide Receiver | 9 |
| Tight End | 1 |
| Tackle | 12 |
| Guard | 9 |
| Center | 5 |
| Defensive End | 19 |
| Defensive Tackle | 14 |
| Linebacker | 10 |
| Defensive Back | 12 |
| Safety | 2 |
| Punter | 5 |
| Kicker | 5 |
| Long Snapper | 2 |
| Kick Returner | 3 |
| Special Teamer | 1 |



All-Time Honors



Player Of The Week



| | |
|-------------|---|
| 1970 | David Jones, DE, Week 8 (AP) |
| 1983 | Jack Youngblood, DE, Week 16 (PFW) |
| 1984 | Jack Youngblood, DE, Week 5 (NFC Defensive) Eric Dickerson, RB, Week 10 (NFC Offensive) Eric Dickerson, RB, Week 15 (NFC Offensive) |
| 1985 | Dieter Brock, QB, Week 4 (NFC Offensive) Jim Collins, ILB, Week 5 (NFC Defensive) LeRoy Irvin, CB, Week 6 (NFC Defensive) Ron Brown, WR-KR, Week 12 (NFC Offensive) |
| 1986 | Mel Owens, OLB, Week 3 (NFC Defensive) Eric Dickerson, RB, Week 5 (NFC Offensive) Nolan Cromwell, S, Week 12 (NFC Defensive) |
| 1987 | Charles White, RB, Week 10 (NFC Offensive) Jim Everett, QB, Week 13 (NFC Offensive) |
| 1988 | Gary Jeter, DE, Week 3 (NFC Defensive) Kevin Greene, OLB, Week 6 (NFC Defensive) Jim Everett, QB, Week 16 (NFC Offensive) |
| 1989 | Vince Newsome, S, Week 3 (NFC Defensive) Jim Everett, QB, Week 10 (NFC Offensive) Henry Ellard, WR, Week 11 (NFC Offensive) Willie Anderson, WR, Week 12 (NFC Offensive) Brett Faryniarz, OLB, Week 15 (NFC Defensive) Greg Bell, RB, Week 16 (NFC Offensive) |
| 1990 | Jim Everett, QB, Week 7 (NFC Offensive) |
| 1992 | Todd Lyght, CB, Week 2 (NFC Defensive) Jim Everett, QB, Week 14 (NFC Defensive) |
| 1993 | Sean Gilbert, DT, Week 2 (NFC Defensive) Jim Everett, QB, Week 4 (NFC Offensive) Sean Landeta, P, Week 12 (NFC Special Teams) Jerome Bettis, RB, Week 15 (NFC Offensive) |
| 1994 | Sean Landeta, P, Week 4 (NFC Special Teams) |
| 1995 | Isaac Bruce, WR, Week 1 (NFC Special Teams) Chris Miller, QB, Week 4 (NFC Offensive) Isaac Bruce, WR, Week 6 (NFC Offensive) Sean Landeta, P, Week 11 (NFC Special Teams) Sean Landeta, P, Week 14 (NFC Special Teams) |
| 1996 | Anthony Parker, CB, Week 7 (NFC Defensive) Eddie Kennison, WR, Week 10 (NFC Special Teams) |
| 1997 | Eddie Kennison, WR, Week 16 (NFC Offensive) Will Brice, P, Week 4 (NFC Special Teams) |
| 1998 | Greg Hill, RB, Week 3 (NFC Offensive) |
| 1999 | Kurt Warner, QB, Week 3 (NFC Offensive) Az-Zahir Hakim, PR, Week 4 (NFC Special Teams) Isaac Bruce, WR, Week 5 (NFC Offensive) Marshall Faulk, RB, Week 6 (NFC Offensive) Kevin Carter, DE, Week 10 (NFC Defensive) Tony Horne, KR, Week 12 (NFC Special Teams) Marshall Faulk, RB, Week 12 (NFC Offensive) |
| 2000 | Marshall Faulk, RB, Week 3 (NFC Offensive) Kurt Warner, QB, Week 5 (NFC Offensive) Marshall Faulk, RB, Week 7 (NFC Offensive) |

Az-Zahir Hakim, PR, Week 9 (NFC Special Teams)
Trent Green, QB, Week 11 (NFC Offensive)
London Fletcher, LB, Week 15 (NFC Defensive)
Marshall Faulk, RB, Week 17 (NFC Offensive)

| | |
|-------------|--|
| 2001 | London Fletcher, LB, Week 2 (NFC Defensive) Kurt Warner, QB, Week 3 (NFC Offensive) London Fletcher, LB, Week 10 (NFC Defensive) Kurt Warner, QB, Week 12 (NFC Offensive) Aeneas Williams, CB, Week 13 (NFC Defensive) Grant Wistrom, DE, Week 14 (NFC Defensive) Marshall Faulk, RB, Week 17 (NFC Offensive) |
| 2002 | Marc Bulger, QB, Week 6 (NFC Offensive) Isaac Bruce, QB, Week 10 (NFC Offensive) Jeff Wilkins, K, Week 15 (NFC Special Teams) |
| 2003 | Brian Young, DT, Week 10 (NFC Defensive) Leonard Little, DE, Week 13 (NFC Defensive) Aeneas Williams, S, Week 14 (NFC Defensive) |
| 2004 | Sean Landeta, P, Week 6 (NFC Special Teams) Bryce Fisher, DE, Week 16 (NFC Defensive) Marc Bulger, QB, Week 17 (NFC Offensive) |
| 2005 | Ryan Fitzpatrick, QB, Week 12 (NFC Offensive) |
| 2006 | Jeff Wilkins, K, Week 1 (NFC Special Teams) Matt Turk, P, Week 15 (NFC Special Teams) Steven Jackson, RB, Week 16 (NFC Offensive) |
| 2007 | Marc Bulger, QB, Week 10 (NFC Offensive) |
| 2008 | Oshiomogho Atogwe, S, Week 6 (NFC Defensive) Steven Jackson, RB, Week 7 (NFC Offensive) |
| 2009 | Josh Brown, K, Week 8 (NFC Special Teams) |
| 2010 | Chris Long, DE, Week 6 (NFC Defensive) |
| 2011 | Robert Quinn, DE, Week 8 (NFC Special Teams) |
| 2012 | Greg Zuerlein, K, Week 4 (NFC Special Teams) Johnny Hekker, P, Week 5 (NFC Special Teams) Janoris Jenkins, Week 12 (NFC Defensive) Greg Zuerlein, K, Week 13 (NFC Special Teams) |
| 2013 | Robert Quinn, DE, Week 1 (NFC Defensive) Tavon Austin, WR, Week 10, (NFC Special Teams) Tavon Austin, WR, Week 10, (Rookie of the Week) |
| 2014 | Stedman Bailey, WR, Week 7 (NFC Special Teams) Greg Zuerlein, Week 11 (NFC Special Teams) Tavon Austin, WR/PR, Week 14, (NFC Special Teams) |
| 2015 | Aaron Donald, DT, Week 1 (NFC Defensive) Tavon Austin, WR, Week 1 (NFC Special Teams) Aaron Donald, DT, Week 14 (NFC Defensive) Benny Cunningham, KR, Week 15 (NFC Special Teams) |
| 2016 | Aaron Donald, DT, Week 4 (NFC Defense) Johnny Hekker, P, Week 10 (NFC Special Teams) |
| 2017 | Trumaine Johnson, CB, Week 1 (NFC Defensive) Todd Gurley II, RB, Week 4 (NFC Offensive) Greg Zuerlein, K, Week 4 (NFC Special Teams) Pharoh Cooper, WR/KR/PR, Week 6 (NFC Special Teams) Jared Goff, QB, Week 9 (NFC Offensive) Greg Zuerlein, K, Week 10 (NFC Special Teams) Todd Gurley II, RB, Week 15 (NFC Offensive) Todd Gurley II, RB, Week 16 (NFC Offensive) |
| 2018 | Greg Zuerlein, K, Week 1 (NFC Special Teams) Blake Countess, DB, Week 3 (NFC Special Teams) Jared Goff, QB, Week 4 (NFC Offensive) Todd Gurley II, RB, Week 6 (NFC Offensive) Aaron Donald, DT, Week 7 (NFC Defensive) |



All-Time Honors



Samson Ebukam, OLB, Week 11 (NFC Defensive)
 Todd Gurley II, RB, Week 13 (NFC Offensive)
 Aaron Donald, DT, Week 16 (NFC Defensive)

2019

Aaron Donald, DT, Week 11 (NFC Defensive)
 Jared Goff, QB, Week 13 (NFC Offensive)
 Johnny Hekker, P, Week 17 (NFC Special Teams)
 Cam Akers, RB, Week 14 (NFC Offensive)

2021

Matthew Stafford, QB, Week 1 (NFC Offense)
 Matthew Stafford, QB, Week 3 (NFC Offense)
 Taylor Rapp, DB, Week 6 (NFC Defense)
 Aaron Donald, DT, Week 14 (NFC Defense)
 Brandon Powell, WR, Week 16 (NFC Special Teams)

2022

Baker Mayfield, QB, Week 14 (NFC Offense)

2023

Kyren Williams, RB, Week 12 (NFC Offense)
 Puka Nacua, WR, Week 16 (NFC Offense)



Player Of The Month



1986

Eric Dickerson, RB, Oct. (NFC Offense)

1988

Jim Everett, QB, Sept. (NFC Offense)
 Henry Ellard, WR, Dec. (NFC Offense)

1994

Sean Landeta, P, Sept. (NFC Special Teams)

1995

Roman Phifer, LB, Sept. (NFC Defense)
 Isaac Bruce, WR, Oct. (NFC Offense)
 Sean Landeta, P, Nov. (NFC Special Teams)

1996

Keith Lyle, S, Oct. (NFC Defense)

1999

Kurt Warner, QB, Sept. (NFC Offense)
 Kevin Carter, DE, Nov. (NFC Defense)

2000

Kurt Warner, QB, Sept. (NFC Offense)
 Marshall Faulk, RB, Oct. (NFC Offense)
 Marshall Faulk, RB, Dec. (NFC Offense)

2001

Marshall Faulk, RB, Sept. (NFC Offense)
 Marshall Faulk, RB, Dec. (NFC Offense)

2003

Jeff Wilkins, K, Sept. (NFC Special Teams)
 Torry Holt, WR, Oct. (NFC Offensive)
 Adam Archuleta, S, Nov. (NFC Defensive)
 Jeff Wilkins, K, Dec. (NFC Special Teams)
 Grant Wistrom, DE, Dec. (NFC Defensive)

2004

Bryce Fisher, DE, Dec. (NFC Defensive)

2005

Adam Archuleta, S, Sept. (NFC Defensive)

2006

Steven Jackson, RB, Dec. (NFC Offensive)

2008

Josh Brown, K, Oct. (NFC Special Teams)

2013

Tavon Austin, WR, Nov. (NFC Special Teams)

2016

Johnny Hekker, P, Oct. (NFC Special Teams)

2017

Todd Gurley II, RB, Sept., Dec. (NFC Offense)
 Greg Zuerlein, K, Oct., Nov. (NFC Special Teams)

2018

Jared Goff, QB, Sept. (NFC Offense)
 Todd Gurley II, RB, Oct. (NFC Offense)
 Aaron Donald, DT, Oct. (NFC Defensive)

2021

Cooper Kupp, WR, Sept., Oct. (NFC Offensive)
 Aaron Donald, DT, Dec. (NFC Defensive)



Staples Coach Of The Year



1999

Dick Vermeil



USA Football All-Fundamentals Team



2012
 2013

Chris Long, DE
 Chris Long, DE



Walter Payton Man Of The Year



2021

Andrew Whitworth, OT



Washington D.C. Touchdown Club



(NFL Player of the Year; Coach of the Year)

1950

Bob Waterfield, QB

1954

Norm Van Brocklin, QB

1967

George Allen

1973

Chuck Knox

1978

Pat Haden, QB (NFC)

1984

Eric Dickerson, RB



Whizzer White Award



(NFL Man of the Year)

1970

Kermit Alexander, CB

AP - Associated Press; **CO** - Coaches' All-Pro Team; **CPFN** - College and Pro Football Newsweekly; **FD** - Football Digest; **FN** - Football News; **HA** - Chicago Herald-American; **HOF** - Hall of Fame Selection Committee; **IFA** - Internet Football Awards; **INS** - International News Service; **NEA** - Newspaper Enterprise Association; **NFL** - National Football League; **NFLPA** - National Football League Players Association; **NQC** - National Quarterback Club; **NYM** - New York Daily Mirror; **NYN** - New York Daily News; **NYP** - New York Post; **PFF** - Pro Football Focus; **PFW** - Pro Football Weekly; **PFWA** - Pro Football Writers of America; **SI** - Sports Illustrated; **TSN** - The Sporting News; **UPI** - United Press International; **USA** - USA Today; **WP** - Washington Post



SoFi Stadium



SoFi Stadium and Hollywood Park has transformed the site of the former Hollywood Park Racetrack into a year-round sports and entertainment destination for the enjoyment of people throughout Southern California, as well as visitors to the region.

SoFi Stadium is the centerpiece of the near 300-acre mixed-use development, Hollywood Park, and has a seating capacity of 70,000, expandable up to 100,000, with 260 luxury suites, more than 13,000 premium seats, and approximately 3.1 million square feet of usable space, making it the largest stadium in the NFL. Hollywood Park also includes the 2.5 acre American Airlines Plaza and the 6,000-seat performance venue, YouTube Theater, both of which are located under the same roof canopy as the stadium. SoFi Stadium is the home field for the Los Angeles Rams and Los Angeles Chargers. The state-of-the-art venue hosted Super Bowl LVI and the 2023 College Football National Championship game, WrestleMania 2023, and will host the World Cup in 2026, and the Opening and Closing Ceremonies of the Olympic Games in 2028.

Located just six miles off the coast, a short drive from LAX and the City of Inglewood's future Crenshaw/LAX Line, Hollywood Park is an iconic global destination for millions to enjoy. This privately funded development is 3.5 times the size of Disneyland park and twice as big as Vatican City. It is also the largest urban mixed-use development under construction in the Western United States. In addition to SoFi Stadium, YouTube Theater, American Airlines Plaza and Lake Park, Hollywood Park's Phase 1 includes 500,000 square-feet of retail, a 450,000 square-foot office building, the NFL Media Building, and 314 residences. When complete, Hollywood Park will have up to 2,500 residences, a hotel, a retail district reaching up to 890,000 square feet, up to 5 million square feet of creative office space and more than 25-acres of public parks and open space.

The NFL opened their new West Coast Headquarters at Hollywood Park in September 2021, and it houses operations for NFL Media, which includes NFL Network, NFL RedZone, the NFL app, NFL.com, NFL Fantasy and the NFL's social media lab, plus staff across a variety of departments including marketing, club business development, and media sales. In addition to office and studio space situated next to SoFi Stadium, the facility features NFL Media's first outdoor studio, which hosts audiences and includes an outdoor field for filming purposes as well as public use.

One of the hallmarks of SoFi Stadium and Hollywood Park is the long-term impact it will have on the city of Inglewood and the surrounding region. More than 17,000 jobs were created over the course of SoFi Stadium's construction period. During the construction, Inglewood businesses earned more than \$105 million in revenue and Inglewood residents earned more than \$38 million in wages. SoFi Stadium and Hollywood Park held about 45 community and other events, with an emphasis on Inglewood, in 2021 through community engagement efforts focused on four areas. These areas include: STEAM education, sustainability, financial empowerment and health and wellness.



SoFi Stadium



The open-air SoFi Stadium is the first indoor-outdoor stadium to be constructed. It has a seating capacity of approximately 70,000, expandable up to 100,000. It features 260 luxury suites, more than 13,000 premium seats and approximately 3.1 million square feet of usable space.

Adjacent to the stadium and under the same canopy are a 2.5-acre open-air American Airlines Plaza and the 6,000-seat YouTube Theater.

Across the three spaces, SoFi Stadium has the flexibility to host anywhere from one cohesive event to three separate events concurrently in each of the venues.

The roof canopy features a single-layer of Ethylene Tetrafluoroethylene (ETFE), which creates a semi-clear cover that protects from weather elements. The ETFE has a 65 percent frit pattern, which reflects 40 percent of visible and solar rays and 42 percent of UV rays. As a result, the temperature is approximately 4 degrees cooler inside the building than outside.

Each panel on the roof canopy is covered in a special LED light system. The LED roof screen is 12 acres long or 6.5 city blocks. With over 216,000 LEDs, the roof turns into a dynamic display for passengers flying in and out of LAX.

The 120-yard-long Infinity Screen by Samsung video board is the first HD video system ever built into a stadium. The Infinity Screen is the first-of-its-kind and the only dual sided, center-hung 4k videoboard ever created. It is a 70,000 square foot, high-definition television that spans from one end of the field to the other, the biggest in sports.

The Infinity Screen's oval display features approximately 8 million pixels, spaced 8 millimeters from center to center and can be uniquely or congruently programmed with statistics, live and/or animated content.

In addition, SoFi Stadium features five levels of an additional 20,000 square feet plus ribbon board throughout the bowl. SoFi Stadium has 90,000 square feet of digital LED in its seating bowl alone.

The first-ever soccer event at the stadium was the 2022 Leagues Cup Showcase featuring four of the continent's most popular clubs – Los Angeles Football Club, LA Galaxy, Club Deportivo Guadalajara and Club América.

Grupo Firme is the first band to perform for two consecutive years at SoFi Stadium (2022, 2023) and broke the record for most tickets sold by a Latin band or artist (May 28-29, 2022 & May 27, 2023). Additionally, TWICE is first female group to perform and sell out SoFi Stadium (June 10, 2023).



SoFi Stadium



Unique Elements of SoFi Stadium



SoFi Stadium is the first indoor-outdoor stadium to be constructed. It has a seating capacity of approximately 70,000, expandable up to 100,000. It features 260 luxury suites, more than 13,000 premium seats and approximately 3.1 million square feet of usable space.

Adjacent to the stadium and under the same canopy are a 2.5-acre open-air plaza named American Airlines Plaza and the 6,000-seat YouTube Theater.



SoFi Stadium and Hollywood Park utilizes 26m gallons of reclaimed water a year for landscape irrigation and maintenance, saving an equal amount of drinkable water for the region.

There are approximately 5,000 trees onsite.

SoFi Stadium was named "Best New Concert Venue" in 2021 by Pollstar Magazine, a leading industry trade publication.

On a clear day, you can see the Pacific Ocean to the West, the Santa Monica Mountains, and the Hollywood Sign to the North. To date, SoFi Stadium has hosted over 4.3 million fans.



SoFi Stadium features the first-ever dual-sided video board, the Infinity Screen by Samsung. Consisting of 70,000 sq. ft. of digital display, the experience is similar to watching a 55"-60" television, from every seat in the stadium.

The Infinity Screen by Samsung is comprised of multiple screens, allowing the event host to show consistent or varied content.

In addition, SoFi Stadium features an additional 20,000 square feet of digital display on other LED ribbon boards in the bowl.





Home Of The Rams



League Park, Cleveland



Years Played: 1937-38, 1942, 1944-45

Record: 7-7 (.500)

First Game: 10/3/37, Rams defeated by Chicago Cardinals, 6-0

Last Game: 12/2/45, Rams defeated Boston Yanks, 20-7

Highlights: Rams finished 1945 season with 4-0 record at League Park, their first unbeaten home record.



Municipal Stadium, Cleveland



Years Played: 1937, 1939-42, 1945

Record: 6-10-2 (.438)

First Game: 9/10/37, Rams defeated by Detroit Lions, 28-0

Last Game: 12/16/45, Rams defeated Washington Redskins, 15-14

Highlights: Bob Waterfield threw two touchdown passes to lead Rams to their first World Championship, 15-14, over Washington. It was final home game for Rams in Cleveland before moving to Los Angeles. Rams played first game as NFL franchise before 25,000 at Municipal Stadium, but lost to Detroit, 28-0.



Municipal Stadium
Cleveland Rams vs. Detroit Lions in 1938 at Shaw Stadium
(named after high school on Shaw Avenue).



Shaw Stadium, Cleveland



Years Played: 1938

Record: 1-1 (.500)

First Game: 9/17/38, Rams defeated by Chicago Cardinals, 7-6

Last Game: 10/2/38, Rams defeated Detroit Lions, 21-17

Highlights: The Rams' victory over Detroit was the first home win in franchise history.



Los Angeles Memorial Coliseum



Years Played: 1946-79, 2016-2019

Record: 147-80-8 (.647) (142-75-8 regular season; 5-5 postseason)*

First Game: 9/29/46, Rams defeated by Philadelphia Eagles, 25-14

Last Game: 12/16/79, Rams defeated by New Orleans Saints, 29-14

Highlights: Norm Van Brocklin broke 17-17 tie in fourth quarter with 73-yard touchdown pass to Tom Fears as Rams claimed second World Championship, 24-17, over Cleveland Browns, 12/23/51. Rams posted winning home record in 26 of 34 seasons at Coliseum, including 7-0 mark in 1973. Rams became first team in NFL history to score 70 points in game with 70-27 victory over Baltimore Colts, 10/22/50.

*Please note that all stats in this box reflect the team's first stint in the Coliseum.



Los Angeles Memorial Coliseum

Anaheim Stadium



Busch Stadium



Edward Jones Dome



Anaheim Stadium



Years Played: 1980-94

Record: 61-57 (.517) (60-56 regular season; 1-1 postseason)

First Game: 9/7/80, Rams defeated by Detroit Lions, 40-21

Last Game: 12/24/94, Rams defeated by Washington Redskins, 24-21

Highlights: Eric Dickerson broke O.J. Simpson's single season rushing record with a 215-yard performance against Houston, 12/9/84. Dickerson finished season with 2,105 yards.

Hall of Fame RB Eric Dickerson (29) of the Los Angeles Rams carries the football and heads for the end zone to score on a 14-yard touchdown run during the Rams 34-17 victory over the Green Bay Packers on Nov. 24, 1985 at the Anaheim Stadium.



Busch Stadium, St. Louis



Years Played: 1995

Record: 3-1 (.750)

First Game: 9/10/95, Rams defeated New Orleans Saints, 17-13

Last Game: 10/22/95, Rams defeated by San Francisco 49ers, 44-10

Highlights: Rams vs. Saints was first NFL game in St. Louis since 1987.



Inside the Edward Jones Dome



Edward Jones Dome, St. Louis



Years Played: 1995-2015

Record: 76-76 (.500) (72-75 regular season; 4-1 postseason)

First Game: 11/12/95, Rams defeated Carolina Panthers, 28-17

Last Game: 12/17/2015, Rams defeated Tampa Bay, 31-23

Highlights: Jackie Slater became first player in NFL history to play 20 seasons with one team by starting against Carolina, 11/12/95. Rams scored season high 59 points against Atlanta, 11/10/96, the third highest point total in franchise history. Rams were unbeaten, 8-0, in regular season and 10-0 with two playoff wins in 1999, going 8-0 during the 2003 regular season as well.



Los Angeles Memorial Coliseum



Years Played: 2016-19 (first stint 1946-79)
Record: 159-92-8 (.620) (153-86-8 regular season, 6-6 postseason)**
First Game: 9/18/2016, Rams defeated Seattle, 9-3
Highlights: The Rams opened the season at the Coliseum against NFC West divisional foe Seattle Seahawks in front of 91,046 fans. In the team's second season back in L.A., the Rams hosted the NFC Wild Card Round against the Atlanta Falcons, a 26-13 loss on 1/6/2018. The Rams went 7-1 in regular season action during the 2018 regular season and hosted the NFC Divisional Round playoff contest against Dallas (1/12/19) and earned a 30-22 victory to advance to the NFC Championship Game in New Orleans.
 **Please note this is a cumulative total of all of the Rams games played in the Coliseum.



RB Todd Gurley rushed 14 times for 101 yards, a 7.2-yard average in the 2017 Wild Card game. Gurley is the first Rams running back to notch a 100-plus yard game in his postseason debut since Jim Gillette had 17 carries for 101 yards vs. Washington (12/16/45).



Los Angeles Memorial Coliseum Renovations

The University of Southern California and United Airlines announced a new agreement to name the field at the Los Angeles Memorial Coliseum. Under this 10-year deal commencing in August 2019, the field at the historic landmark, memorial to World War I veterans and home of the USC Trojans, will be referred to as United Airlines Field at the Los Angeles Memorial Coliseum.

USC and United worked together to reach an agreement that retains the original venue name while still providing funding to support a \$315 million project to restore and preserve the Coliseum and upgrade its facilities for fans, athletes and the community.

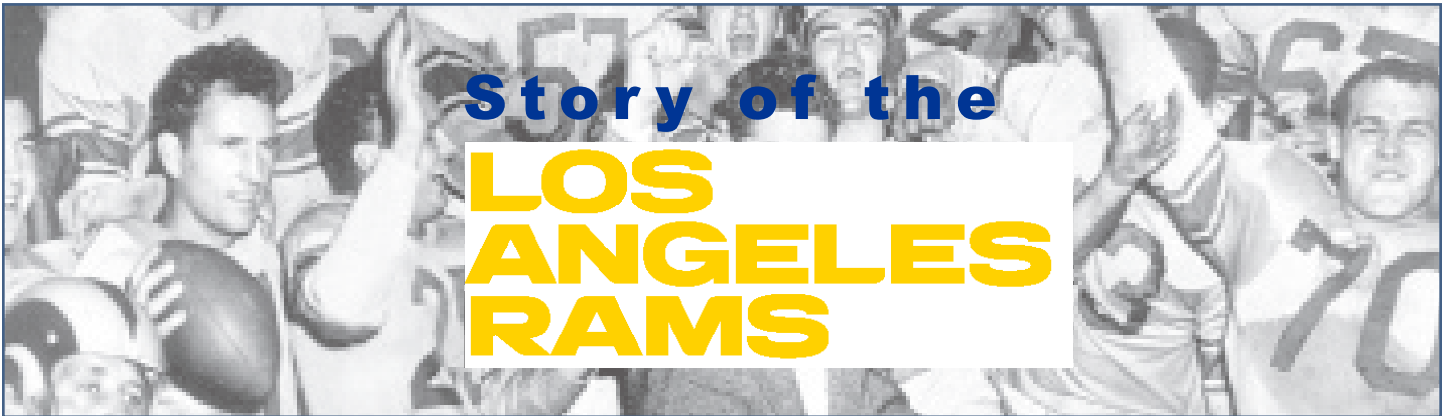
The Coliseum Renovation Project will restore one of the most iconic sports and entertainment venues in the world, the Los Angeles Memorial Coliseum.

During the 2019 season, the Rams played their home games at a renovated Los Angeles Memorial Coliseum. Upgraded features included Wi-Fi connectivity, new stadium seats with cupholders, additional aisles, improved concession stands, more ADA seating and a new Scholarship Tower which includes a press box and sky deck, as well as premium seating options.



In Week 11 of the 2018 season, the Rams defeated the Kansas City Chiefs 54-51 in a shootout thriller, ending on CB Troy Hill picking off Chiefs QB Patrick Mahomes II in the final moments of the game.

The game hosted in the Los Angeles Memorial Coliseum marks as the highest scoring game in the 49-season history of Monday Night Football.



Story of the

LOS ANGELES RAMS

1937 On Feb. 13, the National Football League granted a Cleveland franchise to Homer Marshman and Associates, a prominent group of local businessmen. Another Rams team in Cleveland played in the American Football League in 1936 and finished with a 5-2-2 record, second best in the league. Hugo Bezdek was named head coach of the new NFL franchise. Rams finished with 1-10 record. Their home games were played in Municipal Stadium and League Park. Bob Kelley was the radio play-by-play announcer.

1938 The assistant coach Art Lewis took over the team after three losses at the start of the season. The Rams won the first three under Lewis but finished with a 4-7 record. The home games were played in Shaw Stadium, named after the high school on Shaw Avenue in Cleveland.

1939 Earl (Dutch) Clark became the Rams head coach. The Rams finished with a 5-5-1 record. Parker Hall joined the team as a rookie tailback and won the Joe Carr Trophy as the NFL's official Most Valuable Player. The trophy was named after the NFL president. Hall was the first Ram to earn First Team All-Pro Honors.

1940 Rams finished with a 4-6-1 record. Fullback Johnny (Zero) Drake was voted the All-NFL First Team.


1941 Daniel F. Reeves and Fred Levy Jr., purchased the Rams in June and hired Billy Evans as the general manager. The Rams won the first two games but lost the next nine. They finished fifth in the NFL West.

1942 Evans resigned before the season. Charles (Chile) Walsh replaced Art Lewis as the assistant coach. Bob Kelley was named the club secretary. After three seasons in the Municipal Stadium, the Rams returned to play all home games in the League Park. The team finished with a record of 5-6. Clark resigned as the head coach after the season with a record of 16-26-2.

1943 Chile Walsh was named the head coach. The NFL granted the Rams permission to suspend operations for one season due to wartime restrictions and shortages. On April 16, Reeves bought out Levy. Riley Matheson was an All-NFL selection.

1944 Chile Walsh became the general manager. Chile appointed Aldo (Buff) Donelli as the head coach. Donelli previously was the Pittsburgh Steelers' head coach and Duquesne University's head coach at the same time. The Rams finished the season with a record of 4-6-0.

1945 Donelli joined the military. Walsh named his brother, Adam Walsh, as head coach. Bob Waterfield, a third-round future draft choice in 1944 from UCLA, joins the team as quarterback. He led the Rams to 9-1 season and to their first NFL West title. The Rams defeated the Washington Redskins for NFL championship. Waterfield became the first player to



Hall of Fame quarterback Bob Waterfield led the Rams to its first winning season and capped it with an NFL Championship in 1945, the team's last game in Cleveland.



Kenny Washington in action.

receive e unanimous vote for the NFL Most Valuable Player award. Walsh was named coach of the year. Riley Matheson, Jim Benton, Eberle Schultz and Jim Gillette received All-Pro Honors. Eddie Kotal joined the team as the NFL's first, fulltime college scout. Benton caught 10 passes for a record of 303 yards in Detroit. Benton's mark stood as the NFL's record for 40 years. It was broken by Chiefs' Stephone Paige, who had 309 yards in 1985 game against San Diego.

1946 Reeves received approval to move the franchise to Los Angeles on January 11th. The Rams signed halfback Kenny Washington and end Woody Strode. They were the first African-American players in the modern NFL. They joined the team one year before Jackie Robinson broke baseball color barriers with the Brooklyn Dodgers. After 6-4-1 season, both Walshes resigned.

1947 Reeves conducted the duties of the general manager. Bob Snyder was named the head coach with Joe Stydahar as the new assistant. The team finished the season with a 6-6 record. Reeves sold part interest to former partner Levy, Edwin, Harold Pauley, and Hal Seley.

1948 Clark Shaughnessy joined the staff as the advisory coach. Snyder resigned September 3rd and Shaughnessy became the head coach. Rams were the first professional franchise with a team insignia or logo on their helmet. They introduced the headgear with painted Rams horns. This was designed by halfback Fred Gehrke, an industrial design artist in the off-season. By 1960, All Pro Teams except Cleveland have logos on their helmets. The team won four of the last five games with a 6-5-1 record.

1949 The Rams won the first six games of the season, capped by a 27-24 victory over the Chicago Bears. They won their first NFL West title since moving from Cleveland. They lost to the Philadelphia Eagles in the NFL title game.

1950 The NFL added the All-America Football Conference. The Rams was the lone Pro Team in Los Angeles after four years of the two-league existence. In February, Stydahar became the head coach, replacing Shaughnessy. The team set 22 league records and tied in the conference for the title. Waterfield and Tom Fears led the Rams to a 24-14 Divisional Playoff win over the Chicago Bears. The following week the Rams lost to Cleveland after Lou Groza's late field goal attempt (30-28). Waterfield was named the NFL Player of Year by Washington D.C. Touchdown Club.

1951 The Rams won the third straight NFL West title on the final day of season. They defeated Cleveland at the Coliseum, 24-17, on a 73-yard pass. This marked the first NFL Title since moving to Los Angeles.

1952 The Rams lost three straight preseason games and lost their league opener (37-7) to Cleveland. Stydahar resigned to the Rams. He



Fullback Dick Hoerner lands on his back in the end zone to score the first touchdown for the Los Angeles Rams in the National league championship playoff game against the Cleveland Browns. He took a handoff from Quarterback Bob Waterfield (7). Cleveland players include Fullback Tony Adamle, Guard Bill Willis (30) and Tackle Derrell Palmer (42).



Pete Rozelle is congratulated on being named NFL Commissioner by Los Angeles Rams co-owners Dan Reeves and Fred Levy in Los Angeles on Feb. 8, 1960.

was replaced as the head coach by Hampton Pool. The Rams won the last eight games to tie for the NFL West title. The Rams lost in the Western playoff to Detroit (31-21). The Rams traded 11 players to Dallas for rookie Les Richter. Waterfield retired from the Rams.

1953 Club co-owner Harold Pauley passed away. The Rams finished with 8-3-1 record, finishing third in the NFL West. They defeated former world champion Detroit twice. The Rams 37-34 victory over the Lions with 93,751 fans in the Coliseum set a new Pro Football record.

1954 The Rams finished the season with a record of 6-5-1. Norm Van Brocklin was named the NFL Player of Year by Washington D.C. Touchdown Club. Bob Boyd was the lone Ram to be named All-Pro. All of the assistant coaches resigned to the team.

1955 The Rams hired Sid Gillman, head coach at University of Cincinnati, to replace Pool. The Rams finished the season with a 8-3-1 record. They clenched the NFL West title but lost to Cleveland in the Title Game at the Coliseum (38-14).

1956 The Rams lost five consecutive early-season games and finished the season with a 4-8 record.

1957 Ram owners named former Rams publicist Pete Rozelle as the general manager. The team lost on the road to the 49ers and the Lions. They finished the season with a record of 6-6. The Rams set a record of attendance (102,368) for their game against San Francisco on November 10th.

1958 Van Brocklin was traded to the Eagles during the preseason. Bill Wade set several Rams passing records to finish the season with a 8-4 record. During the season, the Rams drew home crowds of more than 100,000 twice.

1959 The Rams lost their last eight games and finished the season 2-10. This marked their poorest record since 1937. Ollie Matson was acquired in a 9 player trade with Chicago. On the last day of the season, Gillman and his staff resigned to the team.

1960 Following death of Bert Bell, Pete Rozelle was named the NFL commissioner. Elroy Hirsch replaced Rozelle as the Rams general manager. Bob Waterfield was named the head coach. The Rams finished the season with a 4-7-1 record.

1961 The Rams traded Bill Wade, Del Shofner, and John Guzik to Chicago for Zeke Bratkowski, Lindon Crow, and a 1962 first draft choice. This trade enabled the Rams to draft future Rams

greats: Roman Gabriel and Merlin Olsen. The Rams finished the season with a 4-10 record.

1962 The Rams drafted North Carolina State's quarterback Roman Gabriel in the first round for the second overall pick. For the third pick in the first round of the draft, the Rams drafted Utah State's defensive tackle Merlin Olsen. Dick Bass provided a bright spot in the 1-12-1 season with an All-Pro selection. Waterfield resigned after eighth game of the season. Harland Svare was named the interim head coach. On December 27th, in a closed auction, Reeves reacquired control of the Rams. Reeves purchased full interests of co-owners Pauley, Levy, Seley, and Bob Hope.

1963 Reeves sold 49% interest in the Rams to Gene Autry, Bob Reynolds, Leonard Firestone, Paul A. O'Bryan, Robert Lehman, J.D. Stetson Coleman, and Joseph A. Thomas. Svare was retained to the team. After 0-5 start, Gabriel was reinstated as the starting quarterback and played the last nine games. The Rams finished the season with a record of 5-9-0. Rosey Grier was acquired from the New York Giants and joined Deacon Jones, Merlin Olsen, and Lamar Lundy to form the original Fearsome Foursome.

1964 The Rams signed a 10-year contract to play in the Coliseum. The seating capacity was lowered from 100,000-plus to 72,000 with installation of temporary seats that closed off several thousand permanent seats. Fourteen rookies made the team. The Rams finished fifth with a 5-7-2 record. Deacon Jones unofficially recorded the first 20-sack season in league history with 22.

1965 After winning only one of first 10 games, Rams won three of their last four games of the season against the top two teams in each conference. Svare was dismissed as the head coach.

1966 George Allen was released by George Halas from his assistant coaching duties with the Chicago Bears. He then became the head coach of the Rams. The NFL and the AFL merge took place in the spring. The Voice of the Rams and radio sportscaster, Bob Kelley died in September. The team finished the season 8-6, for their best record since 1958.

1967 The equipment manager Bill Granholm left the organization after 18 years to take a position in the league office. Don Hewitt began his 28-year tenure as the equipment manager. The Rams recorded their first undefeated preseason with six wins, including victories over their first-ever AFL opponents, San Diego and Kansas City. The Rams finished the season with a 11-1-2 record. They won the Coastal Division Championship, the first title of any kind since 1955. In January, they won the Playoff Bowl game in Miami against Cleveland (30-6). The game featured the two losing teams from the conference finals. George Allen received the NFL Coach-of-the-Year honors by The Sporting News. Jones established the unofficial NFL record with 26 sacks.

1968 The team finished the regular season with 10-3-1 record, second in the Coastal Division. The Rams attendance was more than one million for the second straight year. The Rams defense set a 14-game NFL record for the fewest yards



Los Angeles Rams "Fearsome Foursome" defensive ends David "Deacon" Jones and Lamar Lundy, defensive tackles Merlin Olsen and Roger Brown pursue in a 34-10 win over the Baltimore Colts.

allowed. On Dec. 26, Allen was dismissed as the head coach but rehired two weeks later. Deacon Jones was named the NFL Defensive Player of Year for the second straight season after registering 24 sacks.

1969 After 20 years playing for the Rams, general manager and assistant to the president, Elroy Hirsch left the organization to become the athletic director at the University of Wisconsin. He was replaced by the Public Relations Director Jack E. Teele. John Sanders became the Assistant General Manager. The Rams won the Coastal Division with 11-3 record before losing to Minnesota in Western Conference title game. They beat Dallas in the Playoff Bowl (31-0). QB Roman Gabriel was the unanimous choice for the NFL's most valuable player. T Bob Brown, T Charlie Cowan, G Tom Mack, DE Deacon Jones, DT Merlin Olsen and DB Eddie Meador were All-Pro selections. This marked a Rams all-time record for most All-Pro selections.

1970 In January, the Playoff Bowl victory over Dallas pointed the Rams toward their 25th year in Southern California. With the completion of the merger of the NFL and AFL, the Rams joined San Francisco, Atlanta, and New Orleans in the

in Baltimore to Los Angeles with him. After five years at Cal State-Fullerton, the Rams moved their training site to Cal State-Long Beach. After a 6-7-1 season, all the coaches were dismissed from the team.

1973 Rosenbloom began to make changes early in the year which paid off quickly. His choice for head coach, former Detroit assistant Chuck Knox, led the team to 12-2 season. This marked the best record in Rams history. Knox was crowned the NFL Coach of the Year. Roman Gabriel was traded to Philadelphia. The Rams acquired quarterback John Hadl who was voted the NFC Player of the Year. The Rams won the NFC West title, but lost in the first round of playoffs to Dallas. Rosenbloom introduced the return to blue and gold uniforms. The team had worn blue and white uniforms since 1965.

1974 After a 3-2 start, the Rams traded John Hadl to Green Bay for five draft choices. Hadl's backup, James Harris, became the starter and led the team to 10-4 record. This marked the second straight NFC Western title, and its first playoff victory since 1951. Merlin Olsen won the Bert Bell Trophy as the NFL's most valuable player.



Los Angeles Rams Head Coach Chuck Knox during the Rams 22-7 victory over the Atlanta Falcons on October 19, 1975 at the Los Angeles Memorial Coliseum.

NFC West.

1972 In a history-making move, the Baltimore Colts owner Carroll Rosenbloom traded the Baltimore franchise to Robert Irsay in exchange for the Rams. Irsay had purchased the Rams from the estate of the late Dan Reeves. The transaction was completed and announced on July 14. Rosenbloom, the most successful owner in the NFL over the last two decades, brought Don Klosterman, his general manager

1975 The Rams defense allowed the second fewest points in NFL history over a 14-game season (135). The Rams won the third straight NFC West title by completing a 12-2 season. Jack Youngblood was named the NFC Defensive Player of Year. After a playoff victory over St. Louis, the Rams lost to Dallas in the NFC Championship Game. The 34-8 record over the last three seasons marked the best record set in the NFL.

1976 The Rams won the NFC West title for the fourth straight year with 10-3-1 record. They beat Dallas (14-12) for their first playoff victory on the road but lost to Minnesota (24-13) for the NFC Title game. Rookie Pat Haden became the fourth different playoff quarterback in four years under Knox. Rams' 351 point season was the highest total in the NFC. Jack Youngblood, Isiah Robertson, and Monte Jackson were named All-Pro. Merlin Olsen was invited to his 14th Pro Bowl which set a new league record.

1977 The Rams' new Coliseum configuration helped reduce the capacity from 91,038 to 71,039. Lawrence McCutcheon set the Rams career rushing record of 5,523 yards. The Rams (10-4) clinched their fifth straight division title before their playoff loss to Minnesota in the Coliseum. Isiah Robertson earned the NFC linebacker-of-the-year award for the third consecutive season. Following the season, Knox left the Rams to take the Buffalo Bills head coaching job.

1978 Rosenbloom hired George Allen but released him after his second preseason game. Ray Malavasi became the head coach and led the organization to a 12-4 record. This marked the sixth straight division title for the Rams. This tied the league's record of most consecutive divisional titles. The Rams beat Minnesota in the playoffs but lost to Dallas for the NFC title. Pat Haden earned the NFC player-of-the-year award. The Rams announced their move to the Anaheim Stadium that would begin in 1980.

1979 Carroll Rosenbloom dies April 2 and his widow, Georgia, becomes majority owner. Club moves offices and in-season training facility to Juliette Low elementary school in Anaheim and rename the facility Rams Park. Despite multitude of injuries, team wins seventh straight division title to set NFL record, then beats Dallas (21-19) and Tampa Bay (9-0) in NFC Playoffs. Rams lose to Pittsburgh in Super Bowl XIV, 31-19.

1980 With Anaheim Stadium's capacity set at 69,045, Rams sell out last six home games and finish with 11-5 record. Rams lead NFL in rushing for first time since 1957, gaining 2,799 yards. Rams set 15 club records and tie three others. Nolan Cromwell is all-NFL and NFC defensive player of the year. Rams enter playoffs as wild card and lose to Dallas, 34-13.

1981 Rams finish 6-10, missing playoffs for first time since 1972. Nolan Cromwell and LeRoy Irvin named all-NFL. Irvin sets NFL record with 207 punt return yards in 37-35 win over Atlanta. Wendell Tyler rushes for 1,074 yards and ties Elroy Hirsch's club record of 17 touchdowns in a season. Rams sell out first seven regular season games at Anaheim Stadium.

1982 The NFL players' strike cancelled seven games. The Rams finished last in the NFC with 2-7 record. QB Bert Jones was acquired on a Draft Day trade from Baltimore but missed the last five games due to a neck injury. In Jones place, Vince Ferragamo threw for 509 yards vs. Chicago. This marked the second highest passing yards in the league's history. Following the season Ray Malavasi was dismissed as the head coach.

1983 The Rams owner Georgia Frontiere hired former USC Coach, John Robinson in February. Robinson engineered a dozen off-season trades. Eric Dickerson was drafted in the first round in April. Robinson installed a new offense (single back) and a new defense (3-4-4). The Rams finished the season 9-7 and entered the playoffs as a wild card team. Dickerson broke the NFL rookie rushing record (1,808 yards), set five Ram records, and was All-Pro. Robinson was named the NFC coach of the year.

1984 The Rams made the playoffs in back-to-back seasons after they finished with a 10-6 record. The Rams hosted their first playoff game

at Anaheim Stadium. Eric Dickerson rushed for 2,105 yards which broke O.J. Simpson's NFL record (2,003). Jack Youngblood set the Ram's record for most consecutive games played (201). QB Jeff Kemp replaced injured Vince Ferragamo in Week 3 and led the team to nine wins during the season. Dickerson was named the NFC Player of the Year.

1985 The Rams' lost to the Chicago Bears in the NFC Championship Game. The defense and special teams played prominent roles in the 11-5 regular season. Ron Brown had two kickoff returns for touchdowns against Green Bay. This tied the NFL record in Week 12. Eric Dickerson rushed for 248 yards. This set a NFL playoff record and marked the Rams' first playoff win at Anaheim Stadium. Nine Rams made the NFC Pro Bowl team.

1986 The Rams made the playoffs for the fourth consecutive year after a 10-6 regular-season record. The Rams acquired rookie QB Jim Everett from Houston. Everett threw three touchdown passes in his debut against the Patriots. Eric Dickerson surpassed former Ram RB Lawrence McCutcheon as the team's All-Time leading rusher with 6,968 yards in only four seasons.

1987 The Rams failed to make the playoffs for the first time since 1982 with 6-9 record. The NFL players' strike shortened the season by

1990 Henry Ellard, (most receptions with 412 and yards with 7,037), and Jackie Slater (most games played with 209) set Ram records as the team finished with a 5-11 record.

1991 The Rams finished a 3-13 season. The franchise lost a record of 10 games in a row to close out the season. John Robinson resigned as the head coach prior to the organization's last regular season game. T Jackie Slater became the first player in Ram history to play 16 seasons. The Rams failed to have a player named to the NFL Pro Bowl for the first time since the game's inception in 1950.

1992 The Rams hired former head coach Chuck Knox (1973-77) as their head coach and replaced John Robinson. Rams selected DT Sean Gilbert, from the University of Pittsburgh as their third choice in the first round. By doubling its victory total from the previous season, the Rams finished 6-10. Kevin Greene was named to All-Pro first team.

1993 NFL and Player Association representatives agreed on a new free agency system for players with 5 years or more experience. The Rams selected RB Jerome Bettis from the University of Notre Dame with their 10th pick in the first round of the draft. Bettis earned Rookie of the Year honors after rushing for 1,429 yards (2nd in NFL) including 212 yards at New Orleans in 23-20 Rams' victory.

year with 119 receptions for 1,781 yards. Jackie Slater became the first player in NFL history to play 20 seasons with one team by starting against Carolina. He set an offensive linemen record for games played (258).

1996 The Rams traded DE Sean Gilbert to Washington for the sixth overall pick in the 1996 draft. The organization swapped RB Jerome Bettis to Pittsburgh for a second-round selection in the 1996 draft and a fourth-round pick in the 1997 draft. The team's administration moved training camp from Maryville University in suburban St. Louis to Western Illinois University in Macomb. S Keith Lyle tied for the most interceptions in the league (9).

1997 The Rams celebrated the club's 60th anniversary of professional football. Dick Vermeil was hired as the head coach and the president of football operations. Vermeil replaced Steve Ortmyer with Lynn Stiles as vice president of football operations. Vermeil assembled experienced staff of five former professional football head coaches, including Mike White, Bud Carson, Jim Hanifan, Frank Gansz, and Dick Coury. Vermeil traded four picks to the New York Jets in exchange for the first pick in the 1997 draft. The Rams selected the offensive tackle Orlando Pace in the draft.

1998 Defensive coordinator Bud Carson announced his retirement. Dick Vermeil named



(LEFT) Eric Dickerson with Rams Owner Georgia Frontiere and Coach John Robinson at news conference on April 26, 1983 in Anaheim, California (RIGHT). Frontiere watches her team play the New Orleans Saints alongside QB Chris Miller.

one game. The Rams acquired six draft choices (three No. 1 and three No. 2 over the next two years) from the Colts in a blockbuster trade for RB Eric Dickerson. Charles White took over for Dickerson and won the NFL rushing title (1,374 yards) and was named to his first Pro Bowl.

1988 The Rams made it to the playoffs for the fifth time in six seasons under John Robinson. He became the coach with the most wins in Rams' history (58). The Rams lost the NFC Wildcard Game to Minnesota after finishing with a 10-6 record. Rams tied the organization's record with 56 quarterback sacks. The Rams selected RB Gaston Green and WR Aaron Cox in the first round of the draft.

1989 The Rams finished the regular season with 11-5 record and qualified for the playoffs as a wild card entry. The Rams' 13 wins were the most since 1978. Willie "Flipper" Anderson, set a NFL record with 336 receiving yards on 15 catches. Jerry Gray returned an interception for a touchdown and was selected as the most valuable player in the Pro Bowl. Jackie Slater was the NFC Offensive Lineman of the Year for the third straight season and fifth time in his career.

1994 Rams were active in the off-season as they signed several free agents, including QB Chris Miller of Atlanta and DT Jimmie Jones of Dallas, and traded QB Jim Everett. Rams traded down in the draft and had 10 choices in the first six rounds and seven in first three. Auburn T Wayne Gandy was the organization's first pick in the draft. Rams became the first team ever to shut out Joe Montana with 16-0 win over Kansas City at Arrowhead Stadium. The team suffered their fifth consecutive losing season after losing the final seven games. Chuck Knox was relieved of his coaching duties at the end of the season.

1995 Frontiere moved the franchise to St. Louis after 49 years in Southern California. NFL owners approved the team's relocation effort with a 23-6-1 vote. They brought NFL football back to St. Louis after an eight-year absence. The league owners originally blocked the proposed move with 3-21-6 vote, March 15. Rams hired Steve Ortmyer as the Vice President/Football Operations and former Oregon coach Rich Brooks as the 19th head coach in team history. Rams greeted St. Louis with a 4-0 record to start season. Isaac Bruce produced a record-breaking

Peter Giunta and John Bunting as co-defensive coordinators. The Rams defeated three AFC playoff-bound teams (Buffalo, New York Jets, New England).

1999 The Rams acquired Pro Bowl RB Marshall Faulk from Indianapolis in exchange for a second and fifth round draft choice in the 1999 draft. The Rams signed G Adam Timmerman of Green Bay, S Devin Bush of Atlanta, and LB Todd Collins of New England. The Rams drafted WR Torry Holt, from North Carolina State, in the first round (sixth overall). Green completed 28 of first 32 pass attempts before sustaining a season-ending knee injury in their third preseason game versus San Diego. Kurt Warner, a former Arena League and NFL Europe player who went undrafted out of Northern Iowa, became the starter and led the Rams to their first divisional championship since 1985. Warner was the second player in NFL history to throw for more than 40 touchdowns in one season. He was voted the NFL's Most Valuable Player. Prior to this season, Warner's only NFL experience had been in the fourth quarter of season-ending loss in 1998. Faulk was named the offensive player of the year and set a NFL record for the most total yards in a

season (2,429). Faulk was the second player in NFL history (Roger Craig) with at least 1,000 rushing yards and 1,000 receiving yards in the same season.

2000 The Rams won three playoff games in January, the NFC Divisional Playoff Game and the NFC Championship Game. The Rams defeated Tennessee (23-16) in Super Bowl XXXIV on a 74-yard pass play from Warner to Isaac Bruce. The victory was not clinched until LB Mike Jones made a touchdown-saving tackle at the one-yard line on the last play. Eight Rams: Warner, Faulk, Bruce, Orlando Pace, Kevin Carter, D'Marco Farr, Adam Timmerman, and Todd Lyght were selected to the NFC Pro Bowl. Dick Vermeil retired and was replaced by assistant coach Mike Martz as the head coach. The Rams tied for the NFC West title with 10-6 record but lost in the first round of the playoffs in New Orleans. Rams scored the franchise record points (540), including a 57-point effort against San Diego where the Rams scored on every possession (6 TDs, 5 FGs). Faulk recorded the NFL-record for touchdowns (26) in 14 games. He was the unanimous choice for the NFL's Most Valuable Player. Faulk received Offensive Player of the Year for back-to-back seasons. Warner, Faulk, Isaac Bruce, and Orlando Pace were selected to the Pro Bowl.




2001 Martz appointed Lovie Smith as defensive coordinator, Bobby April as special teams coach, Ron Meeks as secondary coach, and Bill Kollar as defensive line coach. In January Martz promoted offensive assistant Ken Zampese to wide receivers coach. Henry Ellard became the offensive assistant. Rams drafted three defensive players, DT Damione Lewis (12), S Adam Archuleta (20), and DT Ryan Pickett (29) in first round of NFL draft. Tackle Jackie Slater and defensive end Jack Youngblood were inducted into the Pro Football Hall of Fame for the third time since the AFC-NFC series began in 1970. The Rams played in the Hall of Fame game, defeating Miami Dolphins (17-10). Rams became the second team in NFL history to open the season with a 6-0 record in three consecutive years. Kurt Warner was named the NFL Most Valuable Player and Marshall Faulk was named NFL Offensive Player of the Year. The Rams won the NFC West with a 14-2 record, best in Rams history. The Rams became the first team in NFL history to score at least 500 points in three consecutive seasons.



2002 The Rams defeated Green Bay (45-17) and Philadelphia (29-24) to win their second NFC Championship in three years, advancing to Super Bowl XXXVI. New England defeated the Rams, 20-17, on a 48-yard field goal by Adam Vinatieri. Isaac Bruce, Marshall Faulk, Kurt Warner, Orlando Pace, and Aeneas Williams were selected to the Pro Bowl. Bruce, Warner, and Pace withdrew from the Pro Bowl due to their injuries. Torry Holt and Adam Timmerman were later added to the NFC team for the Pro Bowl. The Rams joined the Washington Redskins as the only teams in league history to win the next five games after starting the season 0-5. Marc Bulger became the third Rams' QB since 1970 (Dieter Brock 7, 1985; Kurt Warner 6, 1999) to post at least six consecutive wins to start his career. The Rams staged two double-digit fourth-quarter comebacks for the first time since 1989.



2003 Martz named Steve Fairchild as the offensive coordinator/quarterbacks coach, as the Perry Fewell secondary coach, Frank Falks as the tight ends coach, and Bob Babich as the linebackers coach. Through trades and free agency, Rams acquired veterans C Dave Wohlabaugh, T Kyle Turley, TE Cameron Cleeland, P Sean Landeta, and S Jason Sehorn. The team selected DT Jimmy Kennedy (12), LB Pisa Tinoisamoa (43), WR Kevin Curtis (74), WR Shaun McDonald (106), and CB DeJuan Groce (107) with the first five selections in the 11-player draft class. After losing two of their first three games, the Rams won four straight and 11 of the next 12 games to win their third division title. They earned their fourth playoff appearance in five seasons. The Rams went 12-4, posting their fourth 10+ win season in the past five years.



2004 The Rams lost in the divisional playoff round to the Carolina Panthers, 29-23, in double overtime, the fifth longest playoff game in NFL history. The Rams had six players in the Pro Bowl, including three first-time selections (QB Marc Bulger, DE Leonard Little, K Jeff Wilkins) along with S Aeneas Williams (eighth), T Orlando Pace (fifth), and WR Torry Holt (third). Jim Hanifan retired at the offensive line coach. The team named Larry Marmie as the defensive coordinator, Mike Stock as the special teams coach, John Benton as the assistant offensive line coach, and Joe Vitt as the linebackers coach. First-round pick RB Steven Jackson (24th overall) and third-round pick DE Anthony Hargrove (91st overall) were a part of the 2004 NFL Draft class. The Rams completed one of the biggest comebacks in franchise history in Seattle after they rallied from a 27-10 deficit with 5:43 left to play. The Rams tied the game and went to overtime. They won the game on the first possession (33-27).

2005 After clinching their fifth playoff berth in last six seasons, the Rams completed a three-game sweep and won the Wildcard game on the road (27-20). This marked the first road playoff win since 1989, becoming the first 8-8 team in NFL history to win a playoff game. T Orlando Pace and WR Torry Holt earned Pro Bowl selections. The Rams named Bob Ligashesky, the special teams coach, Charles Bankins, the assistant special teams coach, Kurt Schottenheimer, the secondary coach, and Pat Carter, the offensive assistant. Rams selected T Alex Barron (19th overall), CB Ronald Bartell (50th overall), S Oshimogho Atogwe (66th overall), and G Richie Incognito (81st overall) in the draft. The Rams installed a new artificial turf field at the Edward Jones Dome. Head coach Mike Martz left the team after five games due to health reasons. The assistant head coach/linebackers coach Joe Vitt led the team the final 11 games.



Scenes from Super Bowl XXXIV. The Rams faced off against Jeff Fisher and the Tennessee Titans and won 23-16. (Top to Bottom, L to R) Hall of Fame QB Kurt Warner.; Hall of Fame RB Marshall Faulk; DE Kevin Carter; Head Coach Dick Vermeil; WR Torry Holt; Owner Georgia Frontiere, Vermeil on during the on-field, postgame interview.

2006 Owner Georgia Frontiere named Scott Linehan as the 22nd head coach in franchise history. Former NFL head coach Jim Haslett was named the defensive coordinator and Greg Olson was named the offensive coordinator. After winning four of their first five games, the Rams lost seven of the next eight and then rallied with three consecutive victories to end the season with a 8-8 record. Running back Steven Jackson earned his first Pro Bowl berth with a breakout season, including 1,528 yards rushing and 90 pass receptions. Marc Bulger and Torry Holt also are selected to play for NFC Pro Bowl team; Holt declined invitation because of pending off-season knee surgery.

2007 Al Roberts was named the special teams coach. The Rams selected Nebraska defensive lineman Adam Carricker as the 12th player in the first round of the NFL draft. Wide Receiver Drew Bennett, tight end Randy McMichael, safety Todd Johnson, and linebacker Chris Draft were a part of the Rams' free agent class. The Rams finished the season with a 3-13 record but became the fifth franchise in league history to win 500 games. Wide receiver Torry Holt earned his seventh Pro Bowl selection. Safety Oshiomogho Atogwe led the NFC with eight pass interceptions.

2008 Owner Georgia Frontiere passed away on January 18, 2008. Frontiere's children, Chip Rosenbloom and Lucia Rodriguez took

named Pat Shurmur as the offensive coordinator and Ken Flajole as the defensive coordinator. The Rams placed the franchise tag on safety Oshiomogho Atogwe, resigned cornerback Ron Bartell, and acquired free agents: center Jason Brown, safety James Butler, and fullback Mike Karney. With the second overall pick of the 2009 NFL Draft, the Rams selected tackle Jason Smith from Baylor University.

2010 Although the Rams did not achieve the success they envisioned on the field, Coach Spagnuolo built a solid foundation for the team to grow. On defense rookie LB James Laurinaitis became on the second rookie in franchise history to lead the team in tackles. K Josh Brown led the team in points and tied a franchise record with six field goals from 50 yards or more. P Donnie Jones became the Rams' All-Time leading punter with a 48.0-yard career gross average. In the off-season, the Rams added veteran free agents QB A.J. Feeley, LB Na'il Diggs, DT Fred Robbins, and C Hank Fraley. With the first overall pick of the 2010 NFL Draft, the Rams chose Oklahoma QB Sam Bradford. The Rams had 11 picks in the 2010 draft. E. Stanley Kroenke became the majority owner of the St. Louis Rams. Kroenke became the eighth majority owner in the team's 73-year history. The St. Louis Rams retired No. 80, the jersey number worn by wide receiver Isaac Bruce. The Rams finished the season with a 7-9 record, good for second place in the NFC.

history in career receptions. After arriving from Denver in a mid-season trade, WR Brandon Lloyd gave the offense a boost as he caught 51 passes 683 yards and five touchdowns. On the defensive side of the ball, the Rams were again paced by DE Chris Long and LB James Laurinaitis. Long recorded a career-high of 13.0 sacks while adding 15 quarterback pressures and 16 hits. For the third time in his Rams career Laurinaitis surpassed the 100 tackle mark (142). At the conclusion of the 2011 season, Coach Spagnuolo and GM Billy Devaney were relieved of their duties.

2012 Jeff Fisher was appointed as the club's 26th full-time head coach on January 17, 2012. The Rams hired Les Snead as the General Manager on February 14, 2012. Together, Fisher and Snead finalized a trade with the Washington Redskins that sent the second overall selection in the 2012 Draft to Washington. In exchange for the second overall pick, the Rams received Washington's first (sixth overall) and second (39th overall) round selections in the 2012 draft. The Rams also earned the Redskins' first selection in the 2013 and 2014 drafts. On draft day, the Rams traded down to the 14th overall pick and selected DT Michael Brockers. In Fisher's first year, the Rams finished the season with a 7-8-1 record. The team traveled to London to play in the league's international series versus the Patriots on October 28, 2012.



(LEFT) Rams Owner/Chairman E. Stanley Kroenke speaks with NFL Commissioner Roger Goodell prior to a game against the New York Giants on Sept. 11, 2011. (RIGHT) RB Steven Jackson runs for yardage against the Seattle Seahawks on Sept. 30, 2012 in St. Louis. The Rams won the game 19-13 and finished with a 4-1-1 record in a tough NFC West division.

control of the team. Linehan hired offensive coordinator Al Saunders, quarterbacks coach Terry Shea, offensive line coach Steve Loney, running backs/assistant head coach Art Valero, and elevated Ron Milus to the secondary coach. Bob Saunders was named the offensive assistant/assistant wide receivers coach. The Rams lost their first four games of the 2008 season. Linehan was relieved of his duties. Defensive Coordinator Jim Haslett was named the head coach. The Rams won their first two games under Haslett, but lost the next 10 consecutive games. The team finished the season with 2-14 record. RB Steven Jackson rushed for 1,042 yards in 12 games and became the second running back in Rams history (Eric Dickerson, 1983-86) to rush for 1,000 yards in four consecutive seasons (2005-08). P Donnie Jones established a franchise record with a 50-yard gross punting average. Jones was the second player in NFL history to record a 50-yard gross punting average, joining Hall of Famer Sammy Baugh who averaged 51.4 yards in 1940 as a member of the Washington Redskins.

2009 Rosenbloom and Rodriguez named Steve Spagnuolo as the new head coach. Spagnuolo

The six-game improvement marks the second biggest turnaround in the NFL. RB Steven Jackson rushed for 1,241 yards to earn his third Pro Bowl invitation. In addition, after rushing for 110 yards against Tampa Bay, he became the franchise's All-Time leading rusher, passing Hall of Famer Eric Dickerson. Rookie QB Sam Bradford earned NFL Rookie of the Year honors and set a new NFL rookie record for attempts and completions. Bradford finished the season with the second most passing yards by a rookie in NFL history. The seven wins were the most wins by a rookie quarterback who was chosen first in the NFL Draft. With the 14th overall pick of the 2011 NFL Draft, the Rams chose DE Robert Quinn from North Carolina.

2011 RB Marshall Faulk became the first St. Louis Ram inducted into the Pro Football Hall of Fame. The 2011 season was another one filled with milestones for RB Steven Jackson. The three-time Pro Bowler rushed for 1,145 yards, his seventh-consecutive 1,000-yard season. Jackson finished the season third in Rams history in yards from scrimmage and all-purpose yards. He finished the season sixth in Rams

Offensively, the Rams were led by RB Steven Jackson, who rushed for 1,042 yards to give him an eighth-consecutive season over the 1,000-yard mark. QB Sam Bradford set new career highs in yards (3,702), touchdown passes (21) and passer rating (82.5). WRs Danny Amendola (63rec.-666 yards-3 TD), Brandon Gibson (51-691-5) and rookie Chris Givens (42-698-3) led the way in the passing game, along with a strong second season from TE Lance Kendricks (42-519-4). On the defensive side of the ball, St. Louis tied for the NFL with 52 sacks and were tops in the league in pass play sacks. LB James Laurinaitis led the team in tackles for a fourth straight season. Rookie Janoris Jenkins led the NFL with four defensive touchdowns. K Greg Zuerlein set a new team record with seven field goals of 50 yards or more, including a team-record of 60 yards. In the 2013 Draft, the Rams traded up in the first round to select WR Tavon Austin and used their second first round selection on LB Alec Ogletree.

2013 Defensive End Robert Quinn put together one of the best seasons among pass rushers in team history. He was named to the Pro Bowl and



(L to R) Head Coach Jeff Fisher, General Manager Les Snead, and Executive VP of Football Operations/C.O.O. Kevin Demoff during a veterans minicamp on April 17, 2012 at Rams Park.

First-Team All Pro, and established a new franchise single-season sack record (19.0). He led the NFC and was half a sack shy of the NFL leader Robert Mathis (Indianapolis) and was also second to Mathis in forced fumbles (7). As a defensive unit, the team ranked 9th against the run, marking the first time the team cracked the top-10 in the category since 2001. The offense started the season ablaze as TE Jared Cook set a new record for most receiving yards in a season by a Rams tight end in his debut with the team. Cook caught seven passes for 141 yards and two touchdowns in the team's Week 1 victory versus the Arizona Cardinals. Quarterback Sam Bradford was on pace for the best season of his career until he was sidelined with a knee injury in Week 7 against the Carolina Panthers. In his absence, Kellen Clemens took over the reins and rookie RB Zac Stacy emerged. Stacy, a fifth-round draft selection, started in the final 12 games of the year and registered 969 yards in his first NFL season. The Rams boasted one of the NFL's top special teams units and was led by P Johnny Hekker, a Pro Bowler and First-Team All-Pro, who set an NFL single-season record with a 44.2-yard net punting average.

2014 Stan Kroenke took full ownership of the team. The Rams had 11 selections in the 2014 NFL Draft, two in the first round. With the second overall pick, via

Washington, the Rams selected OL Greg Robinson from Auburn. With the 13th pick, the Rams selected DT Aaron Donald from Pittsburgh. Donald led all NFL rookies with a 9.0 sacks and earned Defensive Rookie of the Year. Third-round draft pick RB Tre Mason from Auburn led the team in rushing yards and finished the season second among NFL rookies in rushing yards. Sixth-round draft pick CB E.J. Gaines started 15 games. In 2014, Rams' rookies accounted for a total of 51 starts. Also, in the seventh round, the team drafted Michael Sam, the first openly gay player to be drafted in the NFL. Donald and DE Robert Quinn earned Pro-Bowl berths, while P Johnny Hekker earned second-team All-Pro honors.



DE Robert Quinn passes Jack Youngblood for most sacks by a Ram in a single season after taking down Tampa Bay Buccaneers QB Mike Glennon three times (Dec. 22, 2013).



Rams DT Aaron Donald during a game against the Seattle Seahawks on December 28, 2014 at CenturyLink Field.



Rams DE Michael Sam during a game against the New Orleans Saints on August 8, 2014 in St. Louis, Mo.

2015 The Rams selected RB Todd Gurley with the 10th overall selection in the NFL Draft. Gurley earned offensive rookie of the year and Pro Bowl honors as he led all rookies in rushing yards and finished third among all NFL running backs in rushing yards (1,106). DT Aaron Donald earned his second Pro Bowl appearance and First-Team All-Pro honors after posting 11 sacks, 22 tackles for loss, and 49 quarterback pressures. In the secondary, CB Trumaine Johnson tied for third in the NFL with seven interceptions, one of which was returned for a touchdown. P Johnny Hekker finished another stellar season on his way to his third Pro Bowl trip and second First-Team All-Pro honors. Hekker led the NFL in punts, gross average, net average, and punts downed inside the 20-yard line. He's the first player to lead the league in all three categories since the NFL began tracking punts inside the 20 in 1976. On January 12, 2016, the Rams were officially approved to move back to the greater Los Angeles area for the 2016 season and beyond.



Rams RB Todd Gurley during a game against the Arizona Cardinals on October 4, 2015 at University of Phoenix Stadium.



Rams P Johnny Hekker, RB Todd Gurley and DT Aaron Donald pose for a group photo with cheerleaders at the 2016 Pro Bowl on January 29, 2016 in Kahuku, Hawaii. Rams P Johnny Hekker, RB Todd Gurley and DT Aaron Donald pose for a group photo with cheerleaders at the 2016 Pro Bowl on January 29, 2016 in Kahuku, Hawaii.

2016 One of the most significant years in franchise history, the Rams relocated back to Los Angeles, the organization's home for nearly 50 years from 1946-1994, with the move being approved on January 12. The organization began the move from St. Louis to Southern California by holding OTAs in Oxnard, followed by training camp at UC Irvine, and finally settling at California Lutheran University in Thousand Oaks for the regular season. Big moves continued for the club, as they traded six total draft picks to Tennessee for the first overall pick - a pick they would use on QB Jared Goff - in the 2016 NFL



Rams QB Jared Goff during a game against the Miami Dolphins on November 20, 2016 at the Los Angeles Memorial Coliseum.

Draft, in addition to the Titans' fourth and sixth-round selections. In the Rams inaugural game back at the Los Angeles Memorial Coliseum, a sellout crowd of 91,046 was on hand to witness a 9-6 Los Angeles victory. The Red Hot Chili Peppers welcomed the Rams back to Los Angeles with a performance prior to kickoff off. Additionally, the Rams honored T Orlando Pace and DE Kevin Greene, who were members of the 2016 Pro Football Hall of Fame Class.

On Nov. 17, NFL Commissioner Roger Goodell, Rams Owner/Chairman E. Stanley Kroenke and Inglewood Mayor James T. Butts were on hand to break ground on the new L.A. Stadium and Entertainment District at Hollywood Park. Th new home for the Rams was set to be a 70,000 seat open-air stadium, the 298-acre mixed use development that would include 1.5 million square space, 1,500 residences, a hotel and more than 20 acres of public parks.

After a Week 14 match-up against the Falcons, the Rams parted ways with Head Coach Jeff Fisher after five seasons with the organization. The special teams coordinator John Fassel was named the Interim Head Coach for the remaining three games.

Following the season, three Rams were named to the 2017 Pro Bowl in Orlando, Florida - DT Aaron Donald, P Johnny Hekker, and LS Jake McQuaide. Donald became the third defensive tackle in Rams history to make three consecutive Pro Bowls. Hekker made his third career trip to the NFL's annual All-Star game and McQuaide earned the honor for the first time in his career.

2017 The Los Angeles Rams welcomed Sean McVay with the organization's first NFC West crown since the 2003 season and the franchise's first playoff berth since 2004. The Rams finished the regular season with an 11-5 record and was the league's top-scoring team, just one season after finishing as the 32nd ranked scoring team. The Rams improved from 14.0 points per game in 2016 to 29.9 points per game under McVay's guidance.

The impressive turnaround resulted in a trio of awards on the eve of Super Bowl LII in Minneapolis. DT Aaron Donald was named the Associated Press Defensive Player of the Year, McVay was named the AP Coach of the year and RB Todd Gurley II was honored as the AP Offensive Player of the Year. This marked the first time in the awards history that one team swept the top three awards.

McVay became the fourth Rams head coach to win the league award behind Dick Vermeil (1999), Chuck Knock



Rams DT Aaron Donald (DPOY), HC Sean McVay (COY) and RB Todd Gurley II (OPOY) were all award recipients at the 2018 NFL Honors Ceremony in Minneapolis on the eve of Super Bowl LII.



Rams RB Todd Gurley II rushed 14 times for 101 yards, a 7.2-yard average in the Wild Card game, becoming the first Rams running back to eclipse a 100-plus yard game in his postseason debut since Jim Gillette had 17 carries for 101 yards vs. Washington (12/16/45).

(1973), and George Allen (1967). Of these four, only McVay and Allen were first-year head coaches. In NFL history, McVay was the 14th rookie head coach overall to receive the award.

Donald became the first player in Rams history to earn the distinction of AP Defensive Player of the Year. His year also concluded with First Team All-Pro recognition for the third-consecutive season and he was selected to the Pro Bowl for the fourth-consecutive season.

Gurley led the NFL in touchdowns (19), points scored among non-kickers (114), and scrimmage yards (2,093). Gurley finished second in the league with rushing yards (1,305). Gurley became the first Ram to win Offensive Player of the Year since Hall of Fame RB Marshall Faulk took home the award in 2001. Faulk (1999, 2000, 2001) and fellow Hall of Famer Eric Dickerson (1986) were previously the only Rams to earn AP Offensive Player of the Year honors.

Playing in 14 games, K Greg Zuerlein led the league in scoring (158), spearheading a Rams special teams unit that was among the best in the league in 2017.

The Rams hosted their first playoff game in the Coliseum since the 1979 season, but lost to the Atlanta Falcons (26-13) in the NFL Wild Card round.

2018 The Los Angeles Rams (13-3) finished the season tied for the second-most regular season wins in franchise history and made the organization's fourth Super Bowl appearance.

Under Head Coach Sean McVay for his second season the Rams won its second-consecutive NFC West title. The Rams earned the second-seed in the NFC and hosted the Divisional Round of the playoffs, before clinching the NFC title in New Orleans and making it to Super Bowl LIII.

DT Aaron Donald established a new franchise record of 20.5 sacks in a single season, while recording a NFL record of 183.5 sack yards. Donald led the league in tackles for loss (25) and quarterback hits (41). He was named the Associated Press Defensive Player of the Year for his second-consecutive year. Following the 2018

season, Donald earned his fourth-consecutive First-Team All-Pro selection. He was the only unanimous selection in this year's voting, receiving all 50 of the panel's votes as a defensive tackle.

RB Todd Gurley II led the running backs in All-Pro voting as he received 25 of the 50 votes to make his second-consecutive All-Pro Team. Gurley finished 200 yards shy of his second-consecutive 2,000 scrimmage yard season after sitting out the last two weeks of the season. He finished with 21 total touchdowns and eclipsed the second-most rushing yards per game (89.4) behind Cowboys RB Ezekiel Elliott, who was named a second-team All-Pro.

P Johnny Hekker and special teamer LB Cory Littleton earned All-Pro accolades for special teams. It marked Hekker's sixth-straight All-Pro honors and the first for Littleton after he joined the team as an undrafted free agent in 2016.

Donald, Gurley, and Littleton were joined by QB Jared Goff as the team's four Pro Bowl selections. It marked the second-consecutive Pro Bowl selection for Goff.

Goff set a career-high single-season passing yards in 2018, becoming the fourth Rams quarterback in franchise history to reach 4,000 passing yards leading the Rams to a second-straight NFC West title.

Goff completed 62.1 percent of his passes this season and threw 32 touchdowns. He posted a single-season career-best 101.1 quarterback rating and finished with 4,688 passing yards, which was the fourth-highest passing output in the NFL this season. Goff has 9,581 career passing yards and ranks eighth on the franchise's passing leaders list.



Donald became just the third player to repeat as AP DPOY, joining J.J. Watt (2014-2015) and Hall of Famer Lawrence Taylor (1981-1982). A man redefining the defensive tackle position, Donald led the NFL with 20.5 sacks this season, the most by an interior defensive lineman in a single season in NFL history. The 20.5 QB takedowns tied for the fourth-most in a single season over the last 25 seasons among any position.



K Greg Zuerlein connected on all four of his field goal attempts and both extra points in the team's NFC Championship Game victory over the New Orleans Saints, including and most notably a 57-yard game-winning field goal in overtime. The 57-yarder was the longest game-winning kick in playoff history, according to NFL Research. Photo courtesy of AP Images.



QB Jared Goff ended the season with 4,638 passing yards, surpassing the 4,000-yard threshold for the second-consecutive season. Goff is the only quarterback in franchise history to do so in consecutive seasons and he joins Hall of Famer Kurt Warner as the only QBs to ever have multiple 4,000-yard seasons with the organization.

2019 The Rams (9-7) finished the last season of its 38-year residency at the Los Angeles Coliseum with a winning record for the third-consecutive season under Head Coach Sean McVay.

The season saw multiple Rams record-setting performances offensively, while also identifying emerging talent on the defensive unit that stepped up in big moments.

In his third year under McVay's offensive scheme, QB Jared Goff continued his success by ending the season with over 4,000 passing yards for the second-consecutive year. Goff is the only Rams quarterback to throw for over 4,000 yards in back-to-back seasons, joining Hall of Famer Kurt Warner with over 4,000 passing yards in multiple seasons with the Rams. Goff ended the year with 22 passing touchdowns to mark his third-consecutive season with 20+ passing touchdowns.

Goff operated behind a makeshift offensive line that dealt with position changes and injuries throughout the season. Despite those challenges, the unit did not allow Goff to be sacked in a franchise-record of six games and ended the season with a league-best of 22 sacks.

For the first time since 2002, the Rams had multiple receivers eclipsed over 1,000 yards in back-to-back seasons. WR Robert Woods tallied 1,134 receiving yards. WR Cooper Kupp had his first 1,000-yard campaign, finishing the season with 1,161 receiving yards. Kupp also ended the year with 10 receiving touchdowns, becoming the first Ram to record 10+ receiving touchdowns in a single season since Torry Holt in 2006.

RB Todd Gurley II continued his climb up the record books throughout the season, ending the year tied for the most rushing touchdowns in franchise history with 58. He also accumulated over 1,000 yards from scrimmage for the fifth-consecutive season. Gurley ended the season with 12 rushing touchdowns, becoming the second running back in franchise history to rush for double-digit touchdowns in three-consecutive seasons.

Finishing off the season, TE Tyler Higbee became the first tight end in NFL history to post four-consecutive 100-yard receiving games while recording seven-plus catches. Higbee set the single-season franchise record for receptions by a tight end (69) and receiving yards by a tight end (734).

2019 was another impressive season for two-time Defensive Player of the Year Aaron Donald. The All-Pro ended his season with 12.5 sacks, recording double-digit sacks for the third-consecutive season. He also added a league-best of 20 tackles for loss, 24 quarterback hits, two forced fumbles, and recorded 48 tackles. This past season was the first time since 2012, the Rams had multiple players with double-digit sacks.

LB Cory Littleton led the team with a career-high of 134 tackles for the eighth most in the league. Littleton

tallied 3.5 sacks, forced two fumbles, and recorded two interceptions during the season.

The Rams acquired CB Jalen Ramsey ahead of its Week 7 matchup against the Atlanta Falcons. Since joining the Rams, Ramsey tallied 33 tackles, one forced fumble, and one interception.




After joining the Rams via trade in Week 7, CB Jalen Ramsey performed at an elite level, earning his third Pro Bowl selection. In nine games with the Rams, Ramsey tallied 33 tackles (31 solo), forced one fumble, defended four passes and one interception.



LB Cory Littleton led the Rams in tackles posting a career-high 134 total tackles in 2019.



Rams DT Aaron Donald continued his dominance in 2019, earning his fifth First Team All-Pro selection and being selected to participate in his sixth Pro Bowl. He was also named the team's Daniel F. Reeves Memorial Award recipient, which goes to the team's most valuable player. Donald ended the season with 12.5 sacks, posting double-digit sacks for the third-consecutive season. He also added a league-best 20 tackles for loss, 24 quarterback hits, forced two fumbles and recorded 48 tackles.



Following a 31-24 victory over the Arizona Cardinals on December 29, 2019, the Los Angeles Rams say farewell to the Los Angeles Memorial Coliseum, which served as the home to the Rams for 37 years (1946-79), including their return to Los Angeles in 2016.

2020 The Rams (10-6) finished the season 2nd in the NFC West Division for the fourth-consecutive season under Head Coach Sean McVay for their first season playing at SoFi Stadium.

Due to the COVID pandemic, preseason games were cancelled, therefore the Rams only had 14 padded practices during period of training camp to prepare for the upcoming season. The league operated in the safest way possible order to ensure teams had a chance to play for during the 2020 season.

Defensive Coordinator Brandon Staley stepped up to the position of play-calling on the defensive side of the ball. He expanded the defense's capabilities and gave players like Donald opportunities to make bigger and better plays.

The Rams finished their season with the strongest defense, with just 296 points allowed, the fewest amount in the league. Returning to the playoffs after coming short the previous season, the Rams defeated the Seattle Seahawks in the Wild Card Round, but lost in the Divisional Round to the Green Bay Packers.

Aaron Donald dominated the team defensively with 13.5 sacks and 14 tackles for loss as he was more mobile down the line throughout the season. Unfortunately during the postseason, Donald suffered from a rib injury during the playoff game against the Seattle Seahawks.

Running back Cam Akers exceeded the Rams' expectations for their top pick in the 2020 Draft. In his standout game against the New England Patriots he totaled 29 carries for 171 yards. In the playoffs, Akers carried for 131 yards against the Seattle Seahawks. His rookie season was nothing short of successful.

Leonard Floyd finished second next to Donald with 10.5 sacks. During the season, Floyd continued to push the defense to a new level as he tallied multiple sacks in 3 regular-season games.

Jordan Fuller started twelve games as a free safety with five pass breakups, 60 tackles, and three interceptions. His flexibility on defense allowed the Rams to split safeties on the secondary while creating new coverage on defense throughout the season.

The Rams' defense carried the team throughout the season, and were able to advance the team to the playoffs, improving from the previous season.



Aaron Donald makes one of his defensive leading sacks.



Cam Akers' carry down the sideline against the New York Jets.



Jordan Fuller in the zone ready for the game.



Paper cut outs are used as fans in the stands due to the pandemic protocols of no live fans.

2021 The Rams (12-5) finished the season as Super Bowl LVI Champions, doing so with a winning record for the fifth-consecutive season under Head Coach Sean McVay and their second season playing at SoFi Stadium.

The season saw multiple Rams post record-setting performances while improving on their overall 10-6 record from the previous season.

In his first year under McVay's offensive scheme, QB Matthew Stafford received his highest quarterback rating of his 13-year career in the NFL (102.9). For the first time in his career, Stafford won a playoff game and totaled four playoff wins, leading the Rams to a Super Bowl victory. The Rams won seven NFC Player of the Week/Month awards that season. It began with Stafford taking home NFC Offensive Player of the Week in Week 1, after he threw for 321 yards on 20 of 26 passing attempts. He had three TDs and a near perfect passer rating of 156.1 in the win. Week 3 Stafford won the award again after throwing for 343 yards, and four TDs on 27 of 38 passing attempts.

Cooper Kupp had an historic season with the Rams as he led the franchise record in receiving yards (1,947). With 145 receptions and 16 receiving touchdowns, Kupp secured the "Triple Crown" title for the first time in NFL history since 2005. He also took home Super Bowl MVP honors following a stellar performance against the Bengals in Super Bowl LVI. He led the second place receivers in all three categories by some of the widest margins of any receiving Triple Crown winner. Kupp was 22 catches, 331 receiving yards, and two receiving TDs ahead of second place in each stat. The only other NFL players to have accomplished this feat are Hall of Fame WR Jerry Rice (1990), WR Sterling Sharpe (1992), and WR Steve Smith Sr. (2005), and none of those three led any category by a margin as large as Kupp led in each.

The addition of wide receiver Odell Beckham Jr. for the Rams' offense created additional explosive plays in critical parts of the playoffs. Beckham totaled 27 catches for 305 yards and five touchdowns in the regular season for the Rams, while adding receptions for 288 yards and two touchdowns in the postseason.

The Ram's offensive line finished the season as the seventh-best in the league. Stafford was only sacked on 4.83% of dropbacks during the season, the sixth-lowest in the NFL. (Pro Football Focus)

Offensive tackle Andrew Whitworth played a total of 926 snaps during the 2021 season. With a 86.1 overall grade (PFF), Whitworth helped lead the Rams on and off the field to victory as the oldest starting offensive lineman in Super Bowl history. Whitworth was awarded the Walter Payton Man of the Year at the NFL Honors due to his extensive community service and his excellence on and off the field. (Profootball Focus)

The Rams' defensive line was a force to be reckoned with throughout the entirety of the 2021 season as they constantly applied pressure. Aaron Donald led the team and was first-team All-Pro for the seventh-straight consecutive season. He finished top five in Defensive Player of the Year voting with a total of 49 solo tackles, 15 sacks, and 4 forced fumbles. Donald's pressure on Joe Burrow during Super Bowl LVI ultimately clinched the title for the Rams. After the season, Donald received a 93.6 rating. (Pro Football Focus)

The trade for Von Miller helped add elite play at the outside linebacker position. Both Miller and Leonard Floyd helped create one of the better outside linebacker pairings in the league.

Cornerback Jalen Ramsey allowed a total of 624 yards in coverage with a completion percentage of 59.2% when targeted on pass attempts. His continued success carried him to his second straight first-team All-Pro selection and seventh-straight Pro Bowl. (Profootball Focus)

The Rams allowed the league's second-least amount of touchdowns to wide receivers with an average of one per game during the season. They finished the season with the second-fewest rushing yards as a team for any Super Bowl-winning team with 43-yards. In addition, the Rams had four players nominated to the Pro-Bowl: Jalen Ramsey, Cooper Kupp, Aaron Donald, and Matt Gay.

Ramsey, the sixth-year pro had 77 total tackles, four interceptions and 16 pass breakups in 17 regular season games this season. Donald won NFC Defensive Player of the Week performance in Week 14 that included three sacks, five total tackles (three for loss), three QB hits and a pass breakup that resulted in an interception.



Aaron Donald sacks Bengals' quarterback Joe Burrow on third-and-3 during Super Bowl LVI.



The Rams win Super Bowl LVI at SoFi Stadium on February 13, 2021.



Cooper Kupp and Matthew Stafford come together in celebration post NFC Championship game victory.



The Vince Lombardi Trophy - Super Bowl LVI

2022 Los Angeles, Calif. – The Los Angeles Rams finished the 2022 season third in the NFC West division with a record of 5-12. Throughout the season, young players on the team had increased opportunities to grow and develop with a record number of injuries on both sides of the ball.

According to PFF, the Rams defense had the second-highest tackling grade (88.0) and ranked first in run defense with an 87.0 grade. During the regular season, the Rams defense also ranked sixth in the league with a 77.5 overall grade (PFF) and recorded 13 takeaways in the final 7 games.

During his first season with the Rams, LB Bobby Wagner led the team in tackles (140). He fell three tackles short of breaking the Rams single-season tackle record, set by James Laurinits (142) in 2011 and 2012. Wagner was the highest-graded linebacker in the league last season with a ranking of 90.7 PFF grade. DB Jalen Ramsey led the Rams in forced fumbles (3) and tallied 88 tackles during the season. Ramsey was second in passes defended (18) and tied for 3rd in pass breakups (12) (TruMedia).

On the offensive side of the ball, RB Cam Akers eclipsed more than 100 rushing yards in three consecutive games to close out the regular season. He became the first Rams running back to have three consecutive 100+ yard rushing performances in the same season since Todd Gurley in 2015. TE Tyler Higbee also broke the Rams single-season franchise record for receptions by a tight end (72) and became the Rams' all-time leader in touchdowns for tight ends (20). WR Brandon Powell eclipsed 1,000 all-purpose yards this season, leading all Rams players.

On special teams, Powell returned 30 kicks this season and ranked eighth in the NFL in total kick return yards. In Week 18, K Matt Gay reached 100 made field goals in his career. Gay made 28 field goals this season, the second-most for a season in his career.

With an unprecedented number of injuries, younger players on the roster were able to take advantage of opportunities. Rookie CB Cobie Durant finished the season with three interceptions, which tied for second on the Rams. In Week 16 against the Denver Broncos, Durant caught two interceptions and recorded his first career defensive touchdown on a pick-six for 86-yards. He led the league in interception return yards with 151. DT Michael Hoecht transitioned from defensive tackle to edge rusher midway through the season. From Week 12 against the Kansas City Chiefs to the end of the season, Hoecht registered 34 tackles, 4.5 sacks, and 24 pressures.

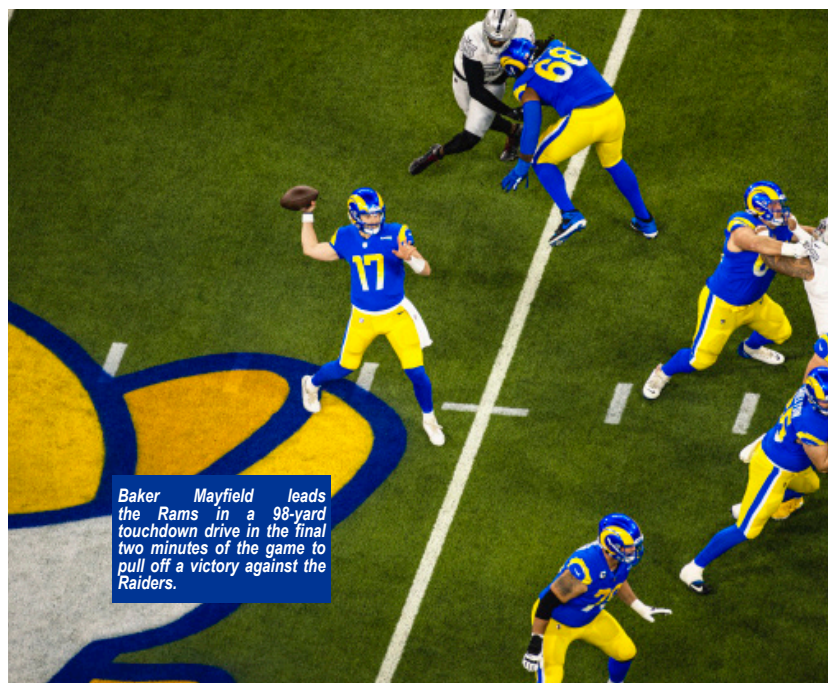
Several Rams players were recognized for notable performances during the season. DT Aaron Donald was voted to his ninth career Pro Bowl and was named an NFLPA All-Pro, voted on by the players. Jalen Ramsey was named to his sixth career Pro Bowl after replacing Philadelphia Eagles CB Darius Slay. Team award recipients included: Cobie Durant (Rookie of the Year), DB Jordan Fuller (ED Courage Block Award recipient), OT Rob Havenstein (Spirit of the Game award), and Bobby Wagner who was named the team MVP following his first season with the Rams. In Week 14, QB Baker Mayfield won the Nickelodeon Player of the Week following his fourth quarter comeback win against the Raiders after he joined the team earlier that week.




Cobie Durant intercepts Broncos QB Russell Wilson for a 86-yard Pick-Six.



Jalen Ramsey intercepts the Falcons in the end zone to seal Week 2 victory.



Baker Mayfield leads the Rams in a 98-yard touchdown drive in the final two minutes of the game to pull off a victory against the Raiders.



Bobby Wagner blocks a field goal attempt against the Buccaneers in Week 9.