

2024

NEW ENGLAND PATRIOTS

MEDIA GUIDE



PATRIOTS  **FOOTBALL**

MEDIA RELATIONS CONTACTS



Stacey James
Vice President
of Communications



Aaron Salkin
Director of
Communications



Stephanie Burnham
Football Communications
Strategist



Anisha Chakrabarti
Director of Corporate Com-
munications & Strategy

The 2024 New England Patriots media guide has been prepared to assist all members of the media in their coverage of the Patriots during the 2024 season. Should you require additional information, further assistance or wish to arrange an interview, please contact a member of the Patriots media relations staff.

CONTACT INFORMATION

MEDIA RELATIONS MAIN NUMBER: 508-384-4203
GILLETTE STADIUM • ONE PATRIOT PLACE • FOXBOROUGH, MA 02035 • FAX: 508-543-9053

	Title	Office Phone	E-mail Address
Stacey James	Vice President of Communications	508-384-9105	staceyj@patriots.com
Aaron Salkin	Director of Communications	508-384-9111	aarons@patriots.com
Stephanie Burnham	Football Communications Strategist	508-549-0252	stephanieb@patriots.com
Anisha Chakrabarti	Corporate Communications Strategist	781-793-8110	anishac@kraftse.com

MEDIA WEBSITE

www.patriots.com/media

The Patriots maintain a web site to further assist local and national media in covering the team. The site serves as the team's primary media credentialing system. In addition, the site contains all of the Patriots game press releases, statistics, transcripts and other reference material dating back to 2005.

2024 PATRIOTS SCHEDULE

PRESEASON

<u>Date</u>	<u>Opponent</u>	<u>Time</u>	<u>Affiliate</u>	<u>Network</u>
Thursday, Aug. 8	Carolina Panthers	7:00 p.m. ET	Patriots Preseason TV Network	
Thursday, Aug. 15	Philadelphia Eagles	7:00 p.m. ET	Patriots Preseason TV Network	
Sunday, Aug. 25	at Washington Commanders		8:00 p.m. ET	NBC

REGULAR SEASON

<u>Date</u>	<u>Opponent</u>	<u>Time</u>	<u>Affiliate</u>	<u>Network</u>
Sunday, Sept. 8	at Cincinnati Bengals	1:00 p.m. ET	WBZ	CBS
Sunday, Sept. 15	Seattle Seahawks	1:00 p.m. ET	WFXT	FOX
Thursday, Sept. 19	at New York Jets	8:15 p.m. ET	TBD	Prime Video
Sunday, Sept. 29	at San Francisco 49ers	4:05 p.m. ET	WFXT	FOX
Sunday, Oct. 6	Miami Dolphins	1:00 p.m. ET	WFXT	FOX
Sunday, Oct. 13	Houston Texans	1:00 p.m. ET	WBZ	CBS
#Sunday, Oct. 20	at Jacksonville Jaguars	9:30 a.m. ET	TBD	NFL Network
Sunday, Oct. 27	New York Jets	1:00 p.m. ET	WBZ	CBS
Sunday, Nov. 3	at Tennessee Titans	1:00 p.m. ET	WFXT	FOX
Sunday, Nov. 10	at Chicago Bears	1:00 p.m. ET	WFXT	FOX
Sunday, Nov. 17	Los Angeles Rams	1:00 p.m. ET	WFXT	FOX
Sunday, Nov. 24	at Miami Dolphins	1:00 p.m. ET	WBZ	CBS
Sunday, Dec. 1	Indianapolis Colts	1:00 p.m. ET	WBZ	CBS
Sunday, Dec. 8	BYE WEEK			
Sunday Dec. 15	at Arizona Cardinals	4:25 p.m. ET	WBZ	CBS
Sunday, Dec. 22	at Buffalo Bills	1:00 p.m. ET	WBZ	CBS
TBD	Los Angeles Chargers	TBD	TBD	TBD
TBD	Buffalo Bills	TBD	TBD	TBD

#Wembley Stadium in London, UK

Bold indicates nationally televised games

Kickoff times for all Sunday games after Week 5 are subject to flex scheduling

NEW ENGLAND PATRIOTS

2024 MEDIA GUIDE

GILLETTE STADIUM • ONE PATRIOT PLACE • FOXBOROUGH, MASSACHUSETTS



Super Bowl Championships (6): 2001, 2003, 2004, 2014, 2016, 2018

Conference Championships (11): 1985, 1996, 2001, 2003, 2004, 2007, 2011, 2014, 2016, 2017, 2018

Division Championships (22): 1963, 1978, 1986, 1996, 1997, 2001, 2003, 2004, 2005, 2006,

2007, 2009, 2010, 2011, 2012, 2013, 2014, 2015, 2016, 2017, 2018, 2019



Playoff Seasons (28): 1963, 1976, 1978, 1982, 1985, 1986, 1994, 1996, 1997, 1998,

2001, 2003, 2004, 2005, 2006, 2007, 2009, 2010, 2011, 2012, 2013, 2014, 2015, 2016, 2017, 2018, 2019, 2021

2023 Season In Review	243
2023 Statistics	244
Game-by-Game Statistics	246
Honors and Awards	257
Participation Chart	258
2023 Transactions	260

All-Pro Selections	290
Associated Press & Player of the Week Awards	292
Player of the Month Awards	294
Roster (All-Time)	315
Numerical Roster (All-time)	340
Trades (2000-23)	375

All-Time Results	385
Preseason	386
Regular Season	404
Postseason	516
Overtime Games	398
Prime-Time Games	390
Series	391
Attendance Figures	402
Offensive and Defensive Rankings	468

Playoff History	515
Results	516
Records	517
Championship Game Summaries	526

Records	469
All-Time Leaders	470
Year-by-Year Leaders	480
Consecutive Records	488
Individual Records	490
Longest Plays	478
Playoff Records	517
Team Records	504
Patriots NFL Records	514

Biographies	7
Ownership Bios	8
Football Staff	19
Players	77
Gillette Stadium	4

Reference	539
Patriots Charitable Foundation	547
Patriots Cheerleaders	544
Patriots Football Network	542
Pool Reporters	541
Preseason Television Network	541
Radio Broadcast Network	540
Staff Directory	545

Franchise History	263
Anniversary Teams	283
Coaches All-Time Records	48
Coaches All-Time Roster	49
All-Time Draft	350
Hall of Fame	264
Historical Timeline	295
Pro Bowl Selections	287

2024 MEDIA GUIDE

The 2024 New England Patriots Media Guide was written and edited by the Patriots Media Relations Staff. This media guide includes a compilation of information that has been gathered and preserved by each of the team's previous media relations departments. Many thanks to everyone who has helped prepare and preserve this information.

Additionally, a digital version of this publication is updated in-season to reflect real-time statistics and includes additional capabilities such as feature video links located on individual player pages. That version can be found online at <https://media.patriots.com>.

Editors: Aaron Salkin,
Stephanie Burnham

Editorial Assistance: Eric Adler, Stacey James, Jessica Stephans, Alex Ruiz and Julia Palin.

Design:
Dwight Darian, Michelle Muise

Layout:
Stephanie Burnham

Photography:
Eric Adler, David Silverman

Advertising Sales:
Murray Kohl



Gillette STADIUM

www.GilletteStadium.com     @GilletteStadium

Gillette Stadium, home of the New England Patriots, is the region's premier sports and entertainment venue. Since opening in 2002, every ticketed Patriots home game has sold out and fans have enjoyed more regular season and postseason victories than any other team in the NFL. In 22 seasons, the venue has hosted more than 12.5 million football fans attending Patriots games and has been the site of seven AFC Championship games – six of which were Patriots victories. Since 2002, the Patriots own the NFL's best record at home with an overall record of 154-46, including a 19-4 playoff record in Foxborough.

In 2023, Gillette Stadium unveiled the most dramatic venue improvements since its opening in 2002. The \$250 million project completely transformed Gillette Stadium's appearance, greatly enhancing the event day experience for fans. The renovations included the Gillette Stadium Lighthouse, a signature 22-story lighthouse with a 360-degree observation deck open to guests year-round. The project also featured the largest outdoor curved-radius videoboard at a sports venue in the country, the G-P Atrium, a 50,000 square foot function space overlooking the game field, and the reimagined fan plaza. The improvements also included the Ticketmaster entry canopy, an enhanced Row of Honor, the field-level Bud Light Celebration Beer Hall, new and improved concessions like the Pepsi Grab & Go offering, connectivity on the upper concourse for movement east to west, increased restroom capacity and permanent bars and concession locations featuring new product offerings.

Gillette Stadium's completely reimagined north end marked a notable milestone in stadium improvements as part of the continued efforts to keep the venue on the cutting

GILLETTE STADIUM QUICK HITS

Stadium Opened	2002
Capacity	64,628
Club Seats	5,876
Luxury Suites	92
Height of Lighthouse	218 feet (22 stories)
Size of G-P Atrium	50,000 square feet
HD Video Boards	2 (370' x 60' and 220' x 53')
Concession Locations	550+
Stadium Footprint	17.3 acres
Stadium Area	1.9 million square feet

edge and continually enhance the fan experience. Just like Gillette Stadium's initial construction, these renovations are entirely privately financed by the Kraft family.

In addition to the amenities added in 2023, Gillette Stadium features gathering areas including the DraftKings Sports Zone and the Commons on the Main Concourse, and the Encore Boston Harbor Terrace and the JetBlue Landings on the Upper Concourse,

offering communal spaces where fans can gather to socialize before, during and after games. Additionally, the Cross Insurance Club, which runs the length of the stadium on both sidelines, offers members access to 120,000 square feet of indoor space and premium outdoor seats. Finally, the stadium's Luxury Suite Levels are home to 92 luxury suites that are among the largest in the NFL, ranging from 800 to 2,700 square feet. Each suite is fully furnished with everything needed for a top-tier event experience and features in-suite catering and beverage service, restrooms and a dedicated suite attendant.

Gillette Stadium is also the full-time home of Major League Soccer's New England Revolution and annually hosts international soccer matches, NCAA athletics, professional lacrosse, Feld Motor Sports and high school football state championships. The stadium also hosted the 2023 Army-Navy Game and 2016 NHL Winter Classic, and will host seven 2026 FIFA Men's World Cup matches, including a quarterfinal match. Additionally, Gillette Stadium is one of the world's top grossing concert venues according to Billboard, and will host the 100th concert in venue history this summer. The biggest acts in music have headlined the home of the Patriots and Revolution over the years, including Taylor Swift, Kenny Chesney, The Rolling Stones, Bruce Springsteen, Billy Joel, Elton John, Coldplay, Ed Sheeran and Beyoncé, just to name a few.

GILLETTE STADIUM FUN FACTS

Continued Investment

The Kraft family invested \$300 million in Gillette Stadium enhancements in the venue's first 20 years. The 2023 north end enhancements, coupled with the 2021 south end renovations, marked an additional \$250 million investment.

The Height of Design

The stadium's prominent signature lighthouse in the north end zone rises 22 stories above the playing field, towering over the stadium itself, which is 16 stories tall. The 218-foot lighthouse is the tallest lighthouse in the United States.

New View

The lighthouse features a 360-degree observation deck with unique views into Gillette Stadium and of the surrounding neighborhoods.

Long Way to the Top


The Lantern Room at the top of the lighthouse can be accessed via a 34-second elevator ride. There are also 372 interior stairs.

On the Big Screen

The north end zone videoboard measures 22,000 square feet, making it the largest outdoor curved-radius videoboard at a sports venue in the country. Combined with the south end zone videoboard, the half-acre north end zone board gives Gillette Stadium three-quarters of an acre of video scoreboards, providing ample space to enjoy game action, replays, statistics and more.

Bridging the Gap

The north end hospitality and function spaces bridge the gap between the Cross Insurance Clubs, the Luxury Suite Levels and the upper concourse, giving all levels of the stadium 360-degree connectivity. These spaces are highlighted by the G-P Atrium, the largest Patriots game day hospitality space to open since 2002.





The Patriots Hall of Fame presented by RTX offers a cutting-edge, highly-interactive museum experience. It showcases New England Patriots history while providing a permanent home to the team's hall of fame. The facility features 20,000 square feet of exhibit space and utilizes the latest in design concepts and multimedia technology to make the experience interactive. Its incredible Super Bowl Experience gallery has undergone renovations and houses all six Vince Lombardi Super Bowl Championship Trophies as well as the stories and highlights behind those championships. The Hall of Fame's integrated STEM (science, technology, engineering and math) program touches more than 20,000 school field trip visitors annually while also honoring a Massachusetts STEM Teacher of the Year. The Hall of Fame opened in 2008 and is a unique sports hall of fame and interactive experience as well as a must-visit attraction for Patriots and football fans alike.

The experience begins as visitors enter an elevator on the ground floor and hear a voice from Patriots history welcoming them to the hall of fame. The journey continues through 20,000 square feet and two stories until visitors reach one of The Hall of Fame's signature exhibits and its premier photo opportunity: the Patriots' six Lombardi trophies.

The hall of fame features interactive exhibits designed to educate and entertain. Visitors receive instruction on how plays in the Patriots' playbook are designed. They also step inside a game-used replay booth and make the call on an instant replay review with instruction from former NFL Vice President of Officiating Mike Pereira. Additionally, fans can make Malcolm Butler's famous championship-clinching interception in The Hall of Fame's incredible Super Bowl Experience exhibit.

The hall of fame's 26 high-definition touch screen kiosks allow visitors to interact with the exhibits in unique ways. Exclusive video content is also displayed on 29 high-definition TV monitors, four projection screens and the 45-foot-wide panoramic movie screen in the Raytheon Technologies Theater, where a 17-minute signature film plays every 20 minutes.

Each Patriots Hall of Famer is immortalized on 30-foot high, five-foot wide video pylons utilizing high-resolution LED displays. Fans can choose which hall of famer player to highlight on one of four touch screen kiosks, causing the pylons to come alive with video and images of each player while additional information is displayed on the screen below.



To complement the audiovisual experiences, there are thousands of football artifacts on display at The Hall of Fame, ranging from the priceless (a football from the 1876 Harvard-Yale game) to the quirky (the infamous snow plow that cleared the way for a Patriots win over the Dolphins in 1982) to the sublime (The Patriots' six Super Bowl rings).

In partnership with the RTX, The Patriots Hall of Fame presents an integrated math and science education program featuring STEM modules that engage field trip students in real-life, football-related experiences using the engineering design process and other standards-based activities. It also worked with RTX to develop two education interactive experiences – In the Numbers and By the Numbers. Both use football to teach math and science in an interactive, entertaining way. In the Numbers uses a game-show format and challenges guests to answer math and

science questions to advance a player down the field for a touchdown. By the Numbers asks users to input data and then watch to see if the data enables a completed pass or a successful field goal kick.

In 2015, Yankee magazine named the Patriots Hall of Fame "Best Sports Museum". In 2009, the hall of fame received a Gold MUSE Award from the American Association of Museums and The Hall's signature film, "Patriots Way," won a CINE Golden Eagle Award. The Hall of Fame was also named to Boston Globe Magazine's Best of the New and was a Yankee magazine Editor's Choice recommendation. For more information, please visit www.patriotshalloffame.com.

"One of the greatest things about sports is the bond players and fans share. You feel like you've lived through the same experiences and share the same memories. That was one of our motivations in building The Hall. We wanted to create a place where our fans and alumni could visit and relive those moments together. We wanted to preserve the legacy of this franchise and give our greatest players the most prominent display of any hall of fame in the world."

— ROBERT KRAFT

OWNERSHIP





ROBERT KRAFT

CHAIRMAN & CEO



19-DIVISION TITLES: 96, 97, 01, 03, 04, 05, 06, 07, 09, 10, 11, 12, 13, 14, 15, 16, 17, 18, 19



10-CONFERENCE TITLES: 96, 01, 03, 04, 07, 11, 14, 16, 17, 18



6-SUPER BOWLS: 01, 03, 04, 14, 16, 18

Robert Kraft, founder, chairman and CEO of the Kraft Group, is an American entrepreneur, investor and philanthropist whose portfolio of businesses and brands range across many verticals, including paper and packaging, sports and entertainment, real estate and venture investing. His holdings include the New England Patriots, New England Revolution, Gillette Stadium, International Forest Products, Rand-Whitney Group, Rand-Whitney Containerboard and a portfolio of more than 100 venture and private-equity investments.

A lifelong football fan and 23-year New England Patriots season ticket holder before buying the team, Kraft became the chairman and CEO of the Patriots when he took ownership on Jan. 21, 1994. That day he pledged, "My objective in buying the Patriots is to help bring a championship to New England." That seemed to be a tall order considering the team's prior success rate. Now, 30 years later, the Patriots boast six Lombardi Trophies, 10 Super Bowl appearances and the highest winning percentage in all of professional sports.

In the five years prior to Kraft's ownership, the team had only won 19 of 80 games (238 winning percentage) with no playoff appearances. In fact, in the 34-year history of the franchise (1960-93), the Patriots had won just 229 games (including playoffs), averaging just 6.6 wins per season, and had qualified for the playoffs a mere six times.

The year Kraft bought the team (1994), the Patriots advanced to the playoffs for the first time in eight seasons. In his first five years of ownership, the Patriots won 49 games and qualified for the playoffs four times, even advancing to the Super Bowl in just his third season at the helm (1996). Over Kraft's 30 seasons (1994-2023), the Patriots won an unprecedented 353 games (including playoffs) for an average of 12 wins per season.

Playoff games offer another stark contrast. Prior to 1994, Patriots fans had only been treated to one home playoff game, which the Patriots lost to the Houston Oilers in 1978. Since 1994, the Patriots have qualified for the playoffs 22 times — 19 as division champions — and hosted 27 home playoff games, in which they own a 23-4 (.852) record.

The worst-to-first ascent of the New England Patriots since Kraft purchased the team may be the greatest in sports history. Under Kraft's leadership, the Patriots are second to Pittsburgh with just five seasons with a sub .500 record since 1994, they recorded at least nine wins in 24 of 30 seasons, and they won more division titles (19) and conference crowns (10) than any other NFL team. In 2018, the Patriots claimed their sixth Super Bowl championship during Kraft's tenure. No other team has more in NFL history.

INSTALLING HIS VISION

It didn't take long for Kraft's vision to come into focus. His personal investment in the team restored the faith of Patriots fans and rejuvenated interest throughout New England. The year he bought the team, season ticket sales soared to new heights, eclipsing 40,000 for the first time in franchise history. By the start of his first season, every game was sold out, a feat that had never been accomplished in the franchise's previous 34 seasons. That achievement ensured local broadcast blackouts would be lifted and every Patriots game, home and away, would be televised throughout New England for the first time in team history. Entering the 2024 season, the Patriots have sold out 314 consecutive home games, including all preseason and playoff games, dating back to the first regular season home game in 1994 (not including the COVID-19 2020 season).



Kraft and the Patriots organization have built a winning team in the community. Established in 1994, the New England Patriots Foundation was created to support charitable and philanthropic agencies throughout New England.

"MY OBJECTIVE IN BUYING THE PATRIOTS IS TO HELP BRING A CHAMPIONSHIP TO NEW ENGLAND."

— ROBERT KRAFT, JAN. 21, 1994

ASCENSION

The transformation of the Patriots under Kraft's leadership constitutes one of the greatest franchise revivals in sports history. After winning back-to-back Super Bowls and three titles in four years, *Forbes* magazine named the Patriots "The Best Team in Sports" in 2005.

In 2007, the New England Patriots won a then-franchise record fifth consecutive division title. They also became the first NFL team to win 16 games during the regular season and the only team to ever win 18 consecutive games in one season. The undefeated regular season boosted the team's regular season record from 2003-07 to 66-14 for a remarkable .825 winning percentage. The 66 regular season wins in that span are the most by any team over any five-year stretch in NFL history. Additionally, from Oct. 5, 2003, to Nov. 8, 2008, the Patriots won 81 games and lost only 19, matching the most successful 100-game stretch since the league was founded in 1920.

The Kraft-era Patriots also set three significant NFL records for consecutive wins. From 2003-04, the Patriots won 21 consecutive games, including playoffs. From 2006-08, the Patriots won 21 consecutive regular season games. Additionally, the Patriots established an NFL record by winning 10 consecutive playoff games (2001-05). During that time, the Patriots also won 21 consecutive games at Gillette Stadium, the longest home win streak in franchise history. The Patriots tied that home win streak after winning their 21st consecutive home game on Nov. 24, 2019.

The success the Patriots sustained during the first two decades of the new millennium is unrivaled. The Patriots 126 total victories (including playoffs) from 2000-09 were, at the time, the most by any team in one decade in the history of the NFL. The decade of dominance featured more Super Bowl titles (3), conference titles (4), division titles (7), playoff wins (14), victories in a single season (18) and victories in a regular season (16) than any other team. In addition, no other NFL team hosted more playoff games (9) or played in more playoff games (18) than the New England Patriots. The sustained success earned the franchise "Team of the Decade" acclaim from many publications. The ensuing decade was even more productive with 141 total victories, 10 division titles, five conference crowns, 23 playoff games and three Super Bowl wins.

GETTING HIS START

Kraft launched his career in the paper and packaging industry with Rand-Whitney Group, Inc., of Worcester, Massachusetts, a company he later acquired. Under his leadership, the Kraft Group's paper and packaging division has grown into one of the largest privately-owned and fully-integrated forest products companies in the world. The company consists of corrugated packaging facilities, paper mills, global paper and solid wood products distribution, and waste paper processing. International Forest Products, a global distributor

BEST IN SPORTS

After claiming their third Super Bowl in four years, *Forbes* named the New England Patriots as the best team in sports. The accompanying article recognized how Robert Kraft built the Patriots organization into a winner on and off the field.



A WINNING TRADITION

Robert Kraft's winning percentage with the Patriots (.664) since taking over the team in 1994 is the highest among all owners/ownership groups with at least 200 wins (regular and postseason). He is one of just four owners with at least 200 wins and a winning percentage over .600.

Owner	Team	Years	Winning Pct.
Robert Kraft	Patriots	1994-present	.664
Eddie DeBartalo, Jr.	49ers	1977-99	.636
Clint Murchison, Jr.	Cowboys	1960-83	.634
Joe Robbie	Dolphins	1966-89	.609
Pat Bowlen	Broncos	1984-2018	.596

THE KRAFT ERA

Prior to 1994, the Patriots qualified for the playoffs just six times during their first 34 seasons (1960-93). In the 30 seasons since Robert Kraft has owned the team, the Patriots have qualified for the playoffs 22 times, 19 times as division champions, and have won 10 conference titles and six Super Bowl championships.

	Pre-Kraft 1960-93	1989-93	Kraft Era 1994-2023
Overall Record	225-276-9	19-61	353-179
Winning Pct.	.450	.238	.664
Super Bowl Titles	0	0	6
Conference Titles	1	0	10
Division Titles	3	0	19
Playoff Seasons	6	0	22
Playoff Record	4-6	0-0	33-16
Home Playoff Games	1	0	27
Home Playoff Record	0-1	0-0	23-4

300 WINS

Robert Kraft reached 300 career wins (including play-offs) on Sept. 30, 2018, in the Patriots 38-7 win vs. Miami. He reached 300 career wins in 432 career games, the fastest an owner has reached the milestone.

Owner	Team	Games to 300 Wins
Robert Kraft	Patriots	432 (25 seasons)
Al Davis	Raiders	495 (31 seasons)
Pat Bowlen	Broncos	501 (30 seasons)

SUCCESS STORY

Since Robert Kraft bought the team in 1994, the Patriots have become the most successful franchise in the NFL. For the past 30 seasons (1994-2023), the Patriots have won more Super Bowl Championships (6), more conference championships (10) and more division titles (19) than any other NFL team. In addition to championships, the Patriots have also won more, and more often, than any other NFL team, claiming 353 total victories and a .664 winning percentage, including 33 postseason wins.

SUPER BOWL CHAMPIONSHIPS SINCE 1994

New England Patriots	6
Denver Broncos.....	3
Kansas City Chiefs.....	3

CONFERENCE CHAMPIONSHIPS SINCE 1994

New England Patriots	10
Denver Broncos.....	4
Kansas City Chiefs.....	4
Pittsburgh Steelers.....	4
Los Angeles Rams.....	4
San Francisco 49ers.....	4

DIVISION CHAMPIONSHIPS SINCE 1994

New England Patriots	19
Green Bay Packers.....	15
Pittsburgh Steelers.....	14
Kansas City Chiefs.....	12

PLAYOFF VICTORIES SINCE 1994

New England Patriots	33
Green Bay Packers.....	23
Pittsburgh Steelers.....	20
San Francisco 49ers.....	20

TOTAL VICTORIES SINCE 1994

New England Patriots	353
Green Bay Packers.....	328
Pittsburgh Steelers.....	322
Kansas City Chiefs.....	293

**OVERALL WINNING PERCENTAGE SINCE 1994
(INCLUDING POSTSEASON)**

<i>Team</i>	<i>W</i>	<i>L</i>	<i>T</i>	<i>Pct.</i>
New England Patriots	353	179	0	.664
Green Bay Packers	328	196	2	.625
Pittsburgh Steelers	322	195	3	.622
Kansas City Chiefs	293	219	0	.572

PLAYOFF WINNING PERCENTAGE SINCE 1994

<i>Team</i>	<i>W</i>	<i>L</i>	<i>Pct.</i>
New England Patriots	33	16	.673
Los Angeles Rams	13	8	.619
Denver Broncos	14	9	.609
San Francisco 49ers	20	13	.606

SUSTAINED SUCCESS

The Patriots won more than half of their games for the 19th straight year in 2019. They are the first team to win more than half of their games in 19 straight seasons since the 1970 AFL-NFL merger.

**MOST CONSECUTIVE WINNING SEASONS
(since 1970 merger)**

New England (2001-19)	19
San Francisco (1983-98).....	16
Dallas (1970-85).....	16
Kansas City (2013-23).....	11
Oakland (1970-80).....	11

The Patriots lead all NFL teams with 20 seasons of nine or more wins since 2001.

MOST SEASONS OF 9+ WINS SINCE 2001

New England	20
Pittsburgh.....	18
Green Bay.....	17
Seattle.....	17
Baltimore.....	16
Indianapolis.....	16
Philadelphia.....	16

New England won at least 11 regular-season games for 10 consecutive seasons from 2010-19. 2019 marked the 21st time in franchise history that the team won at least 11 games, the most in the NFL since the 1970 merger.

**CONSECUTIVE SEASONS OF 11+ WINS
(since 1970 merger)**

<i>Team</i>	<i>Years</i>	<i>Consec. 11+ Win Seasons</i>
New England	2010-19	10
Indianapolis.....	2003-09.....	7

and marketer founded by Kraft in 1972, annually does business in more than 120 countries, is the sixth-largest exporter in North America and has consistently been ranked among the top 10 in the annual rankings published by *The Journal of Commerce*. Within his companies, Kraft also built the first paper mill which produces product from 100% post-consumer fiber and waste water in the country. In doing so, he set a new industry standard for environmental responsibility, which he has modeled across his other businesses.

Throughout Kraft's professional career, many of his biggest risks have yielded the greatest rewards. That was true throughout his pursuit of Patriots ownership, beginning in 1985 when he first purchased an option on the land surrounding the old stadium in Foxborough, Massachusetts. It was a large investment for an underdeveloped parcel of land, but proved to be an important first step in a long process toward buying the Patriots. In 1988, he took another step by purchasing the stadium out of bankruptcy court. With a binding lease through 2001, the acquisition of the old stadium proved to be an invaluable asset in Kraft's quest toward owning the team.

When his opportunity came to buy the team in January of 1994, Kraft faced a difficult business dilemma. He had to decide between committing over \$172 million of family resources to purchase the Patriots or accept a lucrative \$75 million buyout offer to void the final years of the team's stadium lease and allow the team to move out of New England. On Jan. 21, 1994, Kraft passed on the buyout offer, choosing instead to make an 11th-hour bid to buy the team. On Feb. 26, 1994, a day after Kraft earned league approval, season tickets for the 1994 season went on sale and Patriots fans showed their support for Kraft's decision in record numbers. By the end of the first business day, amidst a winter Nor'easter, 5,958 season ticket orders were processed, shattering the previous single-day sales record of 979. The show of sup-

port validated Kraft's decision to buy the team and gave him the confidence to focus on another long-term project with great financial risk: the private financing and construction of Gillette Stadium.

In his first year of ownership, the Patriots won their final seven regular season games to qualify for the postseason, ending an eight-year playoff drought. By his fifth anniversary as owner, under the direction of two different head coaches, the Patriots had already established themselves as perennial playoff contenders, qualifying for the postseason four times, twice as division champions. In 1996, the Patriots claimed their first division title in 10 years. After defeating Pittsburgh in the playoffs that year, the Patriots hosted their first conference championship game in franchise history and defeated Jacksonville, 20-6, to advance to Super Bowl XXXI.

BUILDING GILLETTE

From 2000-02, the Kraft Group's construction and real estate development team oversaw the on-time and on-budget construction of Gillette Stadium, a privately-financed facility and the only one of its kind to be financed without the burden of personal seat license fees charged to season ticket members. The financial commitment from Kraft provided a solid foundation on which to build for the first time in the franchise's nomadic history. Moving from Foxboro Stadium into the majestic Gillette Stadium marked another worst-to-first transformation for the Krafts, who now operate New England's premier entertainment venue. After opening Gillette Stadium, Kraft was recognized as the Sports Executive of the Year by a national publication and he and Jonathan Kraft were named Sports Industrialists of the Year by another.

The construction of Gillette Stadium was the Kraft Group development team's first project. In 2007, the Kraft Group expanded the development of the site with the construction of Patriot Place, a mixed-use lifestyle center and entertainment destination.

LOVE OF SPORTS

Kraft is widely recognized as one of the most successful owners in professional sports. His long-standing support of soccer in the United States dates back to his efforts in the early 1990s to secure Foxborough as one of the nine host venues for the 1994 FIFA World Cup and become one of three principal investors in Major League Soccer when he founded the New England Revolution in 1995. In 2017, Kraft was named Honorary Chairman of the Board of the United Bid Committee of Canada, Mexico and the United States and a key principal in securing the 2026 FIFA World Cup for North America.

As Chairman and CEO of the New England Patriots, Investor/Operator of the New England Revolution and owner of Gillette Stadium and Patriot Place, Kraft has turned the underdeveloped parcel of land he purchased in 1985 in Foxborough into a world-class sports and entertainment destination in New England.

PERSONAL

A native of Brookline, Massachusetts, Kraft attended public schools before enrolling at Columbia University on an academic scholarship. Following graduation, he received a fellowship to attend Harvard Business School, where he earned his master's degree in business administration.

A Patriots fan since their AFL days in the 1960s, Kraft attended games at each of the team's Boston venues: Boston University Field, Fenway Park, Boston College's Alumni Stadium and Harvard Stadium. When the Patriots moved to then Schaefer Stadium in 1971, Kraft invested in season tickets for his family. He credits the memories and experiences shared with his family and other Patriots fans during those years for his passionate pursuit for ownership of the franchise.

Robert Kraft and his family have consistently donated time, expertise and resources to a wide range of charities, nonprofits and causes, resulting in lifetime giving in excess of \$900 million. He continues to support initiatives that provide equal access and opportunities, facilitate social and economic mobility and create social safety nets where they do not

currently exist.

In 2019, Kraft was awarded the Genesis Prize, referred to as the "Jewish Nobel" by Time Magazine. As Genesis Prize laureate, Kraft announced a \$25 million commitment

2024 NFL OWNER COMMITTEES

While Kraft gets credit for resurrecting the once wayward Patriots franchise, he's also often cited as a key contributor in many of the league's major contract negotiations. He is the chairman of the NFL's Media Committee and an active member of two other committees.

- Media Committee - Chairman
- Compensation Committee - Chairman
- Management Council Executive Committee

“WITHOUT HIM, THIS DEAL DOES NOT GET DONE. HE IS A MAN WHO HELPED US SAVE FOOTBALL AND WE'RE SO [GRATEFUL] FOR THAT. WE'RE [GRATEFUL] FOR HIS FAMILY AND FOR THE OPPORTUNITY HE PRESENTED TO GET THIS DEAL DONE.”

— FORMER INDIANAPOLIS COLTS C JEFF SATURDAY ON ROBERT KRAFT'S ROLE IN THE NEGOTIATIONS OF THE 2011 CBAA

The Boston Globe

TUESDAY, JULY 26, 2011

Kraft, his heart heavy, lifts NFL

Patriots owner helped bring accord during his wife's final days

By Greg A. Beardslee
 column 1
 The National Football League is back in action, and Patriots owner Robert Kraft is getting much of the credit.
 Not only did Kraft help owners and players end a 138-day lockout and agree to a 10-year deal, but he did so while working in his wife's office, who died Wednesday night.
 The son of Kraft offered in the negotiations and deal that the organization would give a portion of its revenue to help fund the foundation of his wife.
 "It opened the door for Kraft, who even in his weakest moments believed his Kraft to enter and fight this out and settle this. Who did that and get done?" said Jeff Saturday, a representative of the NFL's former executives and a center for one of the National Football League's Indianapolis Colts.
 He added that Kraft is "a man who helped us save football and we're grateful for his family and for the opportunity he presented to get this deal done. So thank you very much — on behalf of everyone."
 Saturday and Kraft then embraced, in a public embrace, the image of their other connection.
 Kraft was at the press conference at the announcement of NFL commissioner Roger Goodell and Players Association executive director DeMaurice Smith.
 PHOTOS BY AP/WIDEWORLD



Looking ahead
 The NFL's owners to players, July 26. Kraft is seen embracing Saturday by the lockout, at left.
Joy in Foxborough
 The NFL's press conference and the announcement that Robert Kraft is the owner of the Indianapolis Colts center Jeff Saturday embraced Robert Kraft in Washington yesterday after finalizing the Patriots contract with the NFL, who did not have work.

to establish the Foundation to Combat Antisemitism (FCAS). Since then, he has provided an additional \$100 million to FCAS as the organization continues to grow. Kraft's vision for the foundation is to raise global awareness and encourage people everywhere to stand up to all forms of hate through powerful messaging and storytelling. In the spring of 2023, he launched a national multi-channel media campaign that focused on using empathy to motivate people to stand up to Jewish hate and all hate.

Kraft became a founding partner in creating the REFORM Alliance, a foundation focused on American criminal justice reform through changing laws, policies, hearts and minds to reduce the number of long-term incarcerations resulting from minor probation and parole violations. Kraft also was a founding donor to the New Commonwealth Racial Equity and Social Justice Fund and the Black Leadership Institute at the Institute for Nonprofit Practice and the Equity Leadership Initiative at the Rhode Island Foundation. He donated a million dollars to the National Museum of African American History and Culture and has donated millions more to a collection of organizations addressing racial inequity through the Kraft Family/Patriots Players Collaborative Fund. Over the past decade, the Kraft Family Foundation has donated more than \$125 million to nonprofits which serve traditionally under-served communities.

The Kraft family believes that equity of access to quality education and healthcare are the cornerstones to vibrant and successful communities and has established more than three dozen permanent endowments at educational, healthcare and social service organizations. In addition, Kraft has donated more than \$50 million to Mass General Brigham to address healthcare disparities caused by race, ethnicity, geography and economic status, including the establishment of the Robert K. Kraft Endowed Chair in Diversity, Equity and Inclusion and endowing the Kraft Center for Community Health, an initiative designed to develop solutions for the most difficult health problems. The Kraft Center services include Community Care in Reach, an innovative mobile health initiative which offers opioid addiction treatments, COVID-19 testing and vaccinations, as well as other health care services in under-served communities throughout Massachusetts. The Kraft family also committed \$24 million to Harvard Business School to establish the Robert Kraft Family Fellowship, which will support promising young leaders from underserved backgrounds who would not be able to attend without significant financial aid.

The Kraft family supported many initiatives and donated more than \$20 million to help those in need during the COVID-19 crisis. Those initiatives included the assistance in acquiring and distributing face masks to front-line workers in Massachusetts, Rhode Island and New York; supporting a meal distribution program that distributed over 6.5 million meals to military, veterans and their families; and hosting the first mass vaccination site in the northeast region and the largest vaccination distributor in the state, providing 610,283 vaccinations in less than five months.

In addition to serving on several NFL owner committees, Kraft also serves on the board of directors for the Apollo Theater, was a distinguished trustee for the Dana-Farber Cancer Institute, where he established the Kraft Family Blood Donor Center, and is a member of the executive committee of the Massachusetts Competitive Partnership. He is also a former member of the Federal Reserve Bank of Boston, Apollo Global Management and The Engine, a venture firm founded by Massachusetts Institute of Technology (MIT). Kraft is a trustee emeritus at Columbia University, a trustee of Boston College and has received honorary degrees from several colleges and

DYNASTY VS. DYNASTY

Of all of the great teams throughout the Super Bowl era, the New England Patriots and the San Francisco 49ers have set a standard of extended excellence above all of the others. The 49ers' run of success spanned two decades, while New England's streak ran from 2001-19.

49ERS (1981-98)	PATRIOTS (2001-19)
5..... Super Bowl Appearances	9
5..... Super Bowl Titles	6
10 in 18 years..... Conference Title Games	13 in 19 years
22-11 (.667)..... Playoff Record	30-11 (.732)
13..... Division Titles	17
16..... Playoff Seasons	17
207-72-1 (.741)..... Regular Season Record.....	232-72 (.763)
108..... Pro Bowl Selections.....	94
21 in 18 years..... Home Playoff Games	24 in 19 years
13 in 18 years..... First-Round Byes.....	13 in 19 years
4 in 18 years..... Playoff One-and-Dones.....	3 in 19 years
122 (1990-99)..... Most Wins in a Decade.....	141 (2010-19)

universities. He was awarded the Theodore Roosevelt Award, "presented annually to a distinguished citizen of national reputation and outstanding accomplishments." He has also received the Harvard Business School Alumni Achievement Award as well as the prestigious honor of being inducted into the 231st class of the American Academy of Arts and Sciences, one of the nation's oldest and most learned societies. In 2012, he became the first NFL owner to receive the Pro Football Writers Association's George Halas Award. That year, he was also inducted into the Columbia University Athletic Hall of Fame. In 2013, he received the Carnegie Hall Medal of Excellence. In 2016, Kraft was inducted into the Broadcasting & Cable Hall of Fame. In 2022, Kraft was selected by the Sports Business Journal for its Lifetime Achievement Award.



FCAS'S STAND UP TO JEWISH HATE AND ALL HATE CAMPAIGN



STAND UP TO JEWISH HATE

The Foundation to Combat Antisemitism was founded by Robert Kraft in 2019 with a vision to stop the trajectory of hate by educating those sitting on the sidelines, giving them the tools to Stand Up to Jewish Hate and All Hate. Since its launch in 2022, The Foundation's iconic Blue Square has become the universal symbol for fighting Jewish hate and all hate. With national television, social media, billboards and celebrity endorsements The Blue Square advertising campaign has reached over 175 million people, inspiring them to stand up against hate.



JONATHAN KRAFT

PRESIDENT OF THE KRAFT GROUP



19 - DIVISION TITLES: 96, 97, 01, 03, 04, 05, 06, 07, 09, 10, 11, 12, 13, 14, 15, 16, 17, 18, 19



A 10 - CONFERENCE TITLES: 96, 01, 03, 04, 07, 11, 14, 16, 17, 18  **6 - SUPER BOWLS:** 01, 03, 04, 14, 16, 18

Jonathan Kraft is the President of the Kraft Group which is comprised of companies in sports and entertainment, the paper and packaging industry, real estate, and private equity investing. He oversees the day-to-day operations of each company.

Kraft oversees the management and strategic planning of each department within the organization and represents the Patriots in all league matters.

Kraft serves on multiple NFL owner committees including Business Ventures, Legalized Sports Betting and Media Owned and Operated and he is the chairman of the Fan Engagement and Major Events Committee. He is also a member of the 32 Equity Committee.

When the Kraft family purchased the Patriots in 1994, Jonathan led the rebuilding and re-branding of the franchise, growing the fan base and bringing long-overdue stability to the once wayward organization.

In an era when stadium names are regularly changing, Gillette Stadium has remained a constant in New England. The venue was intentionally designed with open spaces and room to grow and evolve with its needs. It is now New England's premier entertainment venue. One of the most significant contributions to the organization's sustained success over the past two decades was securing financial approval for the construction of the stadium. Kraft developed the



2024 NFL OWNER COMMITTEES

- Fan Engagement and Major Events Committee - Chairman
- Business Ventures Committee
- Legalized Sports Betting Committee
- Media Owned and Operated Committee
- 32 Equity Committee

creative private-financing strategy for its \$325 million construction. Many financial experts dismissed the viability of his plan, which relied on year-round club memberships for new clientele rather than the more conventional sale of personal seat licenses to existing season ticket holders. Kraft's unprecedented plan was considered a financial risk but proved to be universally successful. In addition to the business and financial accolades the Krafts received for the deal, Kraft and the project team also drew praise for innovative environmental practices in the construction of the stadium.

Throughout the stadium initiative, Kraft led the planning, construction, opening and ongoing operation and development of Gillette Stadium. He has been the creative force behind keeping the fan experience ahead of the ever-evolving sports and entertainment industry trends.

The Kraft family continually invests in the long-term infrastructure with improvements designed to perpetually enhance the fan experience without the sale of personal seat licenses. In the stadium's first 20 years, they committed more than \$300 million in stadium enhancements with additions and renovations of dozens of concession areas, lounges, suites and fan gathering sections, including digital and technological upgrades and preeminent hospitality spaces to enhance the game day and event experience for all visitors. Most recently, in the largest investment to the stadium since it opened, Gillette Stadium underwent a \$250 million improvement and renovation of the north end featuring a completely re-imagined entrance and front door to the stadium with a grand staircase leading onto the concourse, a new and enhanced 22-story lighthouse with a 360-degree observation deck, the largest outdoor curve-radius video board at a sports venue in the country, a renovated Row of Honor and new and improved concession locations, restrooms and other fan amenities, bringing the total investment in the stadium to over half a billion dollars.

Gillette Stadium has been the home of world-class events in New England for over 20 years under Kraft's direction. From the biggest names in live entertainment to international soccer, the NHL's Winter Classic, NCAA athletics, the Premier Lacrosse League and motor sports offerings, Gillette Stadium annually hosts the most diverse array of sports and entertainment events in the region, including the Army Navy Football Game in 2023 and the World Cup in 2026.

Following the construction of Gillette Stadium, Kraft oversaw the Kraft Group's real estate development team's design and construction of Patriot Place, a mixed-use entertainment destination surrounding Gillette Stadium, providing guests

with a multitude of options, including dining, hospitality, specialty retail, lodging, world-class health care, night life and entertainment.

Prior to the Kraft family's ownership, the Patriots fan base was limited in range and scope. Kraft was committed to expanding the Patriots brand through innovative multimedia outreach. Under his directive, the Patriots became the first professional sports team to launch a web site in March of 1995 and the first to debut nightly video updates online. In 2004, the team showed their commitment to globalizing the Patriots brand when they launched the NFL's first Chinese-language version of their website. In 2021, the Patriots were awarded Germany as an official "home market" through the International Home Marketing Area (IHMA) initiative which has allowed the team to grow its fan base abroad and develop additional opportunities for marketing, fan engagement and business development including in-person and digital marketing opportunities, corporate sponsorships, and events in a new market. In 2023, the Patriots were awarded Austria and Switzerland as official "home markets," in addition to Germany. In April of 2024, the Patriots also added Brazil as a home market.

In addition to these ventures, after years of managing in-house operations for applying analytics to better understand customers and their buying behaviors, Kraft spun out the in-house technology and services to co-found the Kraft Analytics Group (KAGR) in 2016, a progressive technology and service company providing data management, advanced analytics and consulting services for sports and entertainment organizations.

In March of 2020, when the outbreak of the COVID-19 pandemic threatened to overwhelm hospitals in the northeast region, the Kraft family answered the call of former Mas-

sachusetts Governor Charlie Baker, who had acquired 1.8 million masks in China and sought assistance in expediting the delivery to New England medical professionals and frontline workers. The New England Patriots team plane was utilized to transport the critical PPE back to Boston. Throughout the global pandemic, Gillette Stadium hosted the region's first and largest COVID-19 testing site for frontline workers and the first large-scale vaccination site in the northeast region.

A graduate of Williams College, Kraft is a trustee emeritus and a member of the Williams College Investment Committee. He received his MBA from Harvard Business School, where he currently serves on the Dean's Board of Advisors. Kraft has served on the Board of Trustees of Massachusetts General Hospital since 2010 and was named chair in 2019. He is on the Board of Directors for TKO Group Holdings, Inc., which comprises UFC and WWE. He is also on the Board of Trustees for Belmont Hill School and Dexter Southfield. Additionally, Kraft is a member of the M.I.T. School of Engineering Dean's Advisory Council, a board member for Mass General Brigham and sits on the advisory board for the Billie Jean King Foundation.



DECADES OF DOMINANCE (2010-19)

The New England Patriots earned more wins (141) in the past decade (2010-19) than any other team in the NFL has over any 10-year span, with 125 regular season victories and 16 playoffs wins. They also own the highest winning percentage (.698) of any team in professional sports since 1994. The Patriots won a league-high three Super Bowls in the 2010s, increasing their total to six and tying the Pittsburgh Steelers for most all-time. The Patriots won more conference championships (5), appeared in more conference championship games (8) and won more division titles (10) than any other NFL team in a decade. This landmark decade comes on the heels of another dominant decade, as the Patriots also led the NFL in Super Bowl victories, conference championships, conference championship game appearances and division titles in the 2000s.

Super Bowl Titles

New England	3
Baltimore	1
Denver	1
Green Bay	1
Kansas City	1
N.Y. Giants	1
Philadelphia	1
Seattle	1

Conference Titles

New England	5
Denver	2
Seattle	2
San Francisco	2
9 Teams	1

Division Titles

New England	10
Green Bay	6
Houston	6
Kansas City	6
Denver	5

Playoff Wins

New England	16
Green Bay	10
Seattle	10
Baltimore	7
San Francisco	7

Playoff Winning Percentage

Team	W	L	Pct.
N.Y. Giants	4	1	.800
New England	16	7	.696
San Francisco	7	4	.636
Denver	6	4	.600
Green Bay	10	7	.588
Seattle	10	7	.588
Baltimore	7	5	.583

Playoff Games Played

New England	23
Green Bay	17
Seattle	17
Baltimore	12
Pittsburgh	11
San Francisco	11
Kansas City	11

Overall Wins

(Regular Season and Playoffs)

New England	141
Green Bay	111
Seattle	110
Pittsburgh	107
Baltimore	105

Overall Winning Percentage

(Regular Season and Playoffs)

Team	W	L	T	Pct.
New England	141	42	0	.771
Green Bay	112	63	2	.638
Pittsburgh	107	63	1	.629
Seattle	110	66	1	.624
New Orleans	104	66	0	.612

Most Victories in a Season

(Including Playoffs)

Team	Year	W
New England	2016	17
Carolina	2015	17
Philadelphia	2017	16
Seattle	2013	16
New England	2011	15
New England	2014	15
New England	2017	15
Denver	2013	15
Green Bay	2011	15
L.A. Rams	2018	15
San Francisco	2019	15

Most Victories in a Single

Regular Season, 2010-19

Team	Year	W
Carolina	2015	15
Green Bay	2011	15
New England	2016	14
New England	2010	14
Baltimore	2019	14
New England	2017	13
New England	2013	13
16 Teams	13	

Most Points Scored in a Game

Rk	Team	Date	Opp	PF	PA
1	NO	10/23/11	Ind	62	7
2	NE	11/18/12	Ind	59	24
2	OAK	10/24/10	Den	59	14
2	PHI	11/15/10	Was	59	28
2	BAL	09/08/19	Mia	59	10
3	NYJ	12/09/12	Ari	58	0

Total Point Differential, 2010-19

Team	PF	PA	Diff.
New England	5392	3551	+1841
Seattle	4261	3463	+798
Baltimore	4156	3393	+763
New Orleans	4766	4051	+715
Green Bay	4616	3951	+665

Playoff Games Hosted

New England	17
Denver	9
Seattle	8
Green Bay	7
Kansas City	7

Major Sports League Titles

New England Patriots	NFL	3
Chicago Blackhawks	NHL	3
Golden State Warriors	NBA	3
L.A. Galaxy	MLS	3
San Francisco Giants	MLB	3
Boston Red Sox	MLB	2
L.A. Kings	NHL	2
Miami Heat	NBA	2
Pittsburgh Penguins	NHL	2

Major Sports Conference Titles

New England Patriots	NFL	5
Golden State Warriors	NBA	5
Cleveland Cavaliers	NBA	4
Miami Heat	NBA	4
San Francisco Giants	MLB	3

Seasons of NFL Playoff Advancement

New England	9
Green Bay	8
Seattle	8
Kansas City	7
Pittsburgh	6

DECADES OF DOMINANCE (2000-09)

When Robert Kraft purchased the New England Patriots in 1994, few would have thought that just 18 years later the franchise would be the undisputed team of the decade in the first decade of the new millennium. Kraft brought a winning vision to the organization and dedicated his resources to building a consistent winner. On Jan. 27, 2000, Kraft hired Bill Belichick to coach the team, and three months later the team drafted then-unheralded quarterback Tom Brady, putting the final pieces in place for the Patriots to become the most successful NFL team of the 2000s. The tallies listed below represent totals during the 2000-09 seasons.

Super Bowl Titles

New England	3
Pittsburgh	2
Baltimore	1
Indianapolis	1
New Orleans	1
N.Y. Giants	1
Tampa Bay	1

Conference Titles

New England	4
Indianapolis	2
N.Y. Giants	2
Pittsburgh	2
10 Teams	1

Division Titles

New England	7
Indianapolis	6
Philadelphia	5
Pittsburgh	5
San Diego	5

Note: The Patriots also finished tied for the division lead twice during the 2000s but lost the division title on tiebreakers in 2002 and 2008.

Playoff Wins

New England	14
Philadelphia	10
Pittsburgh	10
Indianapolis	9
Baltimore	8

Playoff Winning Percentage

Team	W	L	Pct.
New England	14	4	.777
New Orleans	5	2	.714
Pittsburgh	10	4	.714
Arizona	4	2	.667
Carolina	5	3	.625
Baltimore	8	5	.615

Playoff Games Played

(Includes 2009 Wild Card Round)

New England	18
Philadelphia	18
Indianapolis	17
Pittsburgh	14
Baltimore	13
N.Y. Giants	11

Overall Wins

(Regular Season and Playoffs)

New England	126
Indianapolis	124
Pittsburgh	113
Philadelphia	113
Baltimore	100

Overall Winning Percentage

(Regular Season and Playoffs)

Team	W	L	T	Pct.
New England	126	52	0	.708
Indianapolis	124	53	0	.701
Pittsburgh	113	60	1	.652
Philadelphia	113	64	1	.638
Green Bay	98	71	0	.580

Most Victories in a Season

(Inc. Playoffs)

Team	Year	W
New England	2007	18
New England	2003	17
New England	2004	17
Baltimore	2000	16
St. Louis	2001	16
Pittsburgh	2004	16
Indianapolis	2006	16
Indianapolis	2009	16
New Orleans	2009	16

Most Victories in a Single Regular Season

Team	Year	W
New England	2007	16
Pittsburgh	2004	15
New England	2003	14
New England	2004	14
Indianapolis	2005	14
Indianapolis	2009	14
St. Louis	2001	14

Most Points Scored in a Game

Rk	Team	Date	Opp	PF	PA
1	NE	10/18/09	Ten	59	0
2	CIN	11/28/04	Cle	58	48
3	STL	10/01/00	SD	57	31
4	NE	11/18/07	Buf	56	10
4	KC	10/24/04	Atl	56	10
4	NYJ	09/28/08	Ari	56	35
4	PHI	09/23/07	Det	56	21

Total Point Differential

Team	PF	PA	Diff.
New England	4003	2897	+1106
Indianapolis	4269	3286	+983
Philadelphia	3758	2883	+875
Pittsburgh	3585	2779	+806
Green Bay	3921	3282	+639

Playoff Games Hosted

New England	9
Philadelphia.....	9
Pittsburgh	8
Indianapolis	8

Major Sports League Titles

Los Angeles Lakers	NBA	4
New England Patriots	NFL	3
San Antonio Spurs	NBA	3
Boston Red Sox	MLB	2
Detroit Red Wings	NHL	2
Houston Dynamo	MLS	2
Los Angeles Galaxy	MLS	2
New Jersey Devils	NHL	2
New York Yankees	MLB	2
Pittsburgh Steelers	NFL	2
San Jose Earthquakes	MLS	2

Major Sports Conference Titles

Los Angeles Lakers	NBA	6
New England Patriots	NFL	4
New England Revolution	MLS	4
Los Angeles Galaxy	MLS	4
New York Yankees	MLB	4
Detroit Red Wings	NHL	3
New Jersey Devils	NHL	3
San Antonio Spurs	NBA	3

Seasons of NFL Playoff Advancement

Philadelphia.....	7
New England	6
Pittsburgh	5
Baltimore	4
Indianapolis	4
Green Bay	3
Oakland	3
Seattle	3
New Orleans	3

ALL-TIME DECADE DOMINANCE

All-Time Regular Season Wins Decade Leaders

Team	Decade	Regular Season	Postseason	Total
New England	2010-19	125-35 (.781)	16-7 (.696)	141-42 (.771)
New England	2000-09	112-48 (.700)	14-3 (.824)	126-51 (.712)
Indianapolis	2000-09	115-45 (.719)	8-7 (.533)	123-52 (.703)
San Francisco	1990-99	113-47 (.706)	9-7 (.563)	122-54 (.693)

Most Playoff Victories in a Decade

Team	Decade	Playoff Wins	Championships
New England	2010s	16	2014, 2016, 2018
New England	2000s	14	2001, 2003, 2004
Dallas	1970s	14	1971, 1977
Pittsburgh	1970s	14	1974, 1975, 1978, 1979
San Francisco	1980s	13	1981, 1984, 1988, 1989
Dallas	1990s	12	1992, 1993, 1995
Washington	1980s	11	1982, 1987
Buffalo	1990s	10	--
Pittsburgh	2000s	10	2005, 2008
Philadelphia	2000s	10	--
Green Bay	2010s	10	2010
Seattle	2010s	10	2013
Green Bay	1960s	9	1961, 1962, 1965, 1966, 1967
Green Bay	1990s	9	1996

Regular Season Winning Percentage In A Decade

Team	Decade	Wins	Losses	Winning Percentage
New England	2010s	125	35	78.13%
Dallas	1970s	105	39	72.92%
Indianapolis	2000s	115	35	71.88%
Green Bay	1960s	96	37	71.38%
San Francisco	1990s	113	47	70.63%
San Francisco	1980s	104	47 (1 Tie)	68.75%

Regular Season Winning Percentage In Two Consecutive Decades

Team	Years	Wins	Losses	Ties	Winning Percentage
New England	2000-19	237	84	0	73.83%
San Francisco	1980-99	217	94	1	69.71



FOOTBALL STAFF





JEROD MAYO



HEAD COACH

6TH COACHING SEASON
14TH NFL SEASON
14TH PATRIOTS SEASON

SUPER BOWLS: 14

COACHING

Jerod Mayo was introduced by Patriots Chairman and CEO Robert Kraft as the 15th head coach in franchise history in a press conference held at Gillette Stadium on Jan. 17, 2024.

Said Mayo after being hired, “Becoming a Patriot has never felt like a job, rather a calling. I learned so much and feel taught by so many. I played alongside perhaps the best special teams player of all time and the best football player to ever play the game, and it doesn’t stop there. I also played for the best coach to ever coach the game, and in my opinion the greatest human being to ever own a professional sports franchise.”

Mayo was drafted by the Patriots in the first round (10th overall) of the 2008 draft out of Tennessee and spent his entire NFL career in New England before retiring following the 2015 season. Mayo played linebacker and appeared in 103 games during his career, racking up 905 total tackles. He was named captain for seven consecutive seasons (2009-15) and is a 2014 Super Bowl Champion. Mayo made the Pro Bowl after the 2010 and 2012 seasons after leading the league in tackles each season. In 2010, he earned Associated Press first-team All-Pro honors. He led the Patriots in total tackles in each of his first five seasons and became just the second Patriots player to win the Associated Press Defensive Rookie of the Year award.



Mayo becomes the fourth person to be named head coach after playing for the previous coach (Bill Belichick) with the same team since the 1970 merger. The others are Mike Tice of Minnesota (under Dennis Green), Jack Pardee of Washington (under George Allen) and Bart Starr of Green Bay (under Dan Devine).

“Being a Patriots player was always to me bigger than football, and when I retired as a player, it was bittersweet,” said Mayo. “At the end of my career, I endured some injuries and I knew that retiring as a player was not the end of my road in football or with the Patriots. I took some time away

VIDEO FEATURE

Take a look at how Jerod Mayo developed his leadership skills in this video feature.



“I think for one, the way he came in, Defensive Rookie of the Year. Mr. Kraft talked about it. RKK said it. You’re a captain in your second year. That spoke about not only his leadership, but I think also how he got along with everybody on the team. I think of a guy who can stand in front of a room, and no matter what they say, the men in the room walk away saying, I’ll follow that guy.”

— DEVIN MCCOURTY, FORMER PATRIOTS SAFETY

from football to both spend more time with my family and work on both business and life skills.”

Following his retirement, Mayo served as an executive in finance at Optum as Senior Vice President of Business Development before returning to the Patriots to start his coaching career as inside linebackers coach in 2019. While at Optum from 2016 through 2019, Mayo took the skills and understanding that he mastered in football and transformed himself into a business executive. While at Optum, he worked on consumer solutions with clients and consulted on mergers and acquisitions.

In 2019, Mayo returned to the Patriots when he joined Bill Belichick’s staff as the inside linebackers coach. In his five seasons with the Patriots, the defense finished in the top-10 in total defense four times.

Under Mayo’s tutelage in his first coaching season, LB Dont’a Hightower earned his second career Pro Bowl nod and the defense finished No. 1 in the NFL in total defense (275.9 yards per game) and scoring (14.1 points allowed per game). Without a defensive coordinator by title in the past five seasons, Mayo’s role and responsibilities grew each year. Last season, the defense ranked seventh overall in yards allowed.

“The time came in 2019 to begin the process to attend to unfinished business and new mountains to climb with the Patriots,” said Mayo when joining on the coaching staff.

“He’s just somebody people gravitate towards. He not only leads by example, he also has the vocal aspect of it, too. Mayo has a great message and does a great job of delivering that message.”

— DONTA HIGHTOWER, PATRIOTS LINEBACKER

In 2022, the Patriots defense finished the season ranked 8th in yards allowed and tied for second with San Francisco with 30 total takeaways. LB Matthew Judon tallied career highs in sack totals in back-to-back seasons, recording 12½ sacks in 2021 and 15½ in 2022. The 15½ sacks rank third in team history and for a franchise record 102.5 sack yards. Judon earned his fourth straight Pro Bowl invitation and second straight with the Patriots. He also earned PFWA-All-AFC Team honors and was named the Week 5 AFC Defensive Player of the Week.

Joshua Uche also recorded career highs in 2022, finishing with 11½ sacks for 49.5 yards. He had six sacks in a three-game span, second most in team history. Uche earned AFC Player of the Week honors in Week 14 after his three-sack performance against Arizona. In 2023, the Patriots defense finished ranked seventh in total defense. The Patriots allowed just 3.3 yards per rush, the lowest in the NFL in 2023 and the lowest in team history since the 1970 merger. The previous low was 3.4 yards per rush by the 1974 team.

Said Mayo on his coaching style, “I would say I’m a huge believer in just developing people, whether it’s on the football field, whether it’s off the football field, in the media world, in business. My calling is to be a teacher and to develop people and help them see pretty much what they don’t want to see but they need to see - that is my calling.”



COLLEGE

Mayo spent four seasons at Tennessee, starting in 26 of 32 games and recorded 236 total tackles, 6½ sacks and an interception that he returned 34 yards for a touchdown. He served as a co-captain as a senior in 2007 and was an All-American second-team choice and consensus All-Southeastern Conference first-team selection.



FAMILY’S BACKGROUND

Jerod Mayo was born Feb. 23, 1986, in Hampton, Va. His brother, Deron, joined the Patriots organization in 2018 as a strength & conditioning assistant coach. Jerod and his wife, Chantel, have three daughters, Chya, Chyanne and Chylo, and a son, Jerod Jr.

Mayo credits his grandfather, Walter Johnson, for helping give him the discipline to reach success.

“While we didn’t have a father for a short period of time in our lives, my grandfather kind of filled that role,” said Mayo. “He was a Chief Master Sergeant in the Air Force and comes from a military background. He always used to talk about working hard and discipline. It’s easy to be motivated. I feel like motivation in itself is fleeting. As soon as you get hit in the mouth or as soon as you run into some adversity, what do you fall back on? That is discipline.”

ROOT OF ALL VALUES

Mayo learned his values and leadership style through the people he met in both football and business.

“People that influenced my coaching style – we’ll start with Bill [Belichick], probably the greatest to ever do it,” said Mayo. “I learned a lot from him. He’s a teacher first and foremost. My manager at Optum, Mike Mateo, learning how to deal with people, different groups of people. Also, my mom – she worked very hard, and my grandfather. Like I said, in the military, discipline, I learned a lot from him as well. Tedy Bruschi, we played the same position. He protected me.

“Jerod is a great leader, a great captain, a great friend. I think he had a tremendous amount of success in football and then had success in other parts of his life when he retired. And then him coming back into coaching, I think it’s great for the NFL and certainly great for the Patriots. He’s got a great understanding of how things need to be done. I think Jerod does an incredible job relating to everybody in the locker room, all the coaches, and I think he’ll do a great job.”

— TOM BRADY, FORMER PATRIOTS QUARTERBACK

PRESS CONFERENCE

View Jerod Mayo's introductory press conference through scanning the QR code.



level that is educated and that is personable," said Bruschi. "When you have those two things, you get people listening to you. They listen to what you say, and it's easier for you to convey what you need from them, or what you want from them on the field, and that is something that I think he is exceptional at."

The best leaders that I have been around have been able to command a room and get a group of people going after a common goal."


Bruschi saw Mayo develop the skills that helped shape Mayo into a leader.

"The ability to communicate with anyone and make them feel like you are on an equal level, and he can speak on a



MAYO'S COACHING CAPSULE

Years	Team	Position
2019-21	New England Patriots	Inside Linebackers
2022-23	New England Patriots	Linebackers
2024	New England Patriots	Head Coach



DEMARCUS COVINGTON



DEFENSIVE COORDINATOR

13TH COACHING SEASON
8TH NFL SEASON
8TH PATRIOTS SEASON

SUPER BOWLS: 18

FOOTBALL
STAFF

COACHING

DeMarcus Covington enters his first season as defensive coordinator in 2024 and eighth season overall with the Patriots. Covington served as the defensive line coach for four seasons between from 2020-2023. Prior to coaching the defensive line, Covington coached the outside linebackers in 2019 following two seasons as a coaching assistant.

The Patriots defense finished in the top 10 in four of his five seasons as a position coach. Last season, the Patriots defense finished fourth against the run, allowing 93.2 yards per game, the team's best finish since allowing 88.6 yards per game in 2016. The Patriots defense allowed 3.3 yards per rush, the lowest in the NFL in 2023 and the lowest mark for the Patriots since the 1970 merger.

He joined the organization in 2017 after spending the 2016 season as co-defensive coordinator and defensive line coach at Eastern Illinois. Prior to his time with the Panthers, Covington coached the defensive line at UT Martin in 2015. From 2013-14, he spent two seasons as a defensive graduate assistant at Ole Miss and in 2012, was a defensive graduate assistant at the University of Alabama-Birmingham.

Covington helped the Patriots defense finish ranked 8th in the NFL in 2022. The defensive unit ranked first in the NFL in rushing touchdowns allowed, having only given up seven all season. The team also recorded 54 total sacks on the season, the fifth most in team history and tied for third most in the league. Under the guidance of Covington, Deatrich Wise Jr. recorded a new career high in sacks in 2022 with 7½, Matthew Judon reached career high sack totals in back-to-back seasons after recording 12½ in 2021 and 15½ in 2022 and Josh Uche recorded new career highs with 11½ sacks for 49.5 yards.

Following the season, Covington was selected to serve as the defensive coordinator for the Senior Bowl's American team.

Under Covington's guidance in 2019, Jamie Collins Sr. set career highs with seven sacks and three interceptions as part of a defense that finished No. 1 in the NFL in total defense (275.9 yards per game) and scoring (14.1 points allowed per game). He was the only player in the NFL with six or more sacks and three or more interceptions in 2019. No other Patriot has reached those marks in the same season. Kyle Van Noy also set a then single-season career high with 6½ sacks and earned AFC Defensive Player of the Week honors following a Week 4 win at Buffalo when he led the team with eight tackles, two sacks, three quarterback hits and two forced fumbles.

PLAYING


Covington played collegiately at wide receiver for Samford University, where he registered 62 receptions for 586 yards and two touchdowns from 2007-10. He graduated from Samford in 2011.

PERSONAL

Off the field, Covington created Next Level in 2012, a non-profit football camp that serves as an outlet to the youth of his home town of Birmingham, Alabama, for a full day of football-related drills and activities. Covington and wife, Natasha, have two sons, Cassius and Cayman.

COVINGTON'S COACHING CAPSULE

Years	Team	Position
2012	Alabama-Birmingham	Graduate Assistant
2013-14	Mississippi	Graduate Assistant
2015	UT Martin	Defensive Line
2016	Eastern Illinois	Co-Defensive Coordinator/Defensive Line
2017-18	New England Patriots	Coaching Assistant
2019	New England Patriots	Outside Linebackers
2020-23	New England Patriots	Defensive Line
2024	New England Patriots	Defensive Coordinator



JEREMY SPRINGER

SPECIAL TEAMS COORDINATOR

14TH COACHING SEASON
3RD NFL SEASON
1ST PATRIOTS SEASON

COACHING

Jeremy Springer joins New England as special teams coordinator after spending the last two seasons as a special teams assistant with the Los Angeles Rams.

Prior to entering the NFL in 2022, Springer spent eight seasons coaching at the collegiate level.

Following his college career as a standout linebacker at the University of Texas at El Paso (UTEP) from 2007 through the 2011 season, Springer began his professional career as a football operations assistant at UTEP for two seasons before serving two seasons at the school as a graduate assistant coach where he worked with the defensive line and special teams units.

Springer spent three seasons at Texas A&M as a special teams quality control coach (2015-17), three seasons at Arizona as a special teams coordinator (2018-20) and one season at Marshall as special teams coordinator (2021) before joining the NFL.

PLAYING

Springer played collegiately at UTEP from 2007-11 as a linebacker and on special teams. He played in 33 games, re-

cording 161 tackles, 10 tackles for loss and one interception.

In his freshman year, he earned the Conference USA Academic Medal and was a four-time member of the Conference USA Commissioner's Honor Roll.

PERSONAL

Springer is a native of Los Fresnos, Texas. He has a twin brother, Justin, who played football at Kansas.

SPRINGER'S COACHING CAPSULE

Years	Team	Position
2011-12	UTEP	Football Operations Assistant
2013-14	UTEP	Graduate Assistant
2015-17	Texas A&M	Special Teams Quality Control
2018-20	University of Arizona	Special Teams Coordinator
2021	Marshall	Special Teams Coordinator
2022-23	Los Angeles Rams	Special Teams Assistant
2024	New England Patriots	Special Teams Coordinator



ALEX VAN PELT

OFFENSIVE COORDINATOR



20TH COACHING SEASON
29TH NFL SEASON
1ST PATRIOTS SEASON

COACHING

Alex Van Pelt will enter his 29th season in the NFL and his 20th as a coach. He played nine seasons as a quarterback in the NFL with the Kansas City Chiefs (1993) and the Buffalo Bills (1994-2003) after originally being drafted by the Pittsburgh Steelers in the eighth round of the 1993 NFL Draft after a standout career at the University of Pittsburgh.

Van Pelt was the offensive coordinator for the Cleveland Browns over the last four seasons (2020-23). During his time in Cleveland, Van Pelt helped the offense to some of its best numbers with the Browns generating 408 total points in 2020 for the second-most points in team history and 396 points in 2023, the team's fifth-most points scored in a season in team history. Under Van Pelt, the Browns rushing game finished in the top-10 in the NFL in three of his four seasons, including finishing third in rushing average in 2020 and leading the league in 2021 with 5.1-yards per rush. The 2022 Cleveland team had the second-most scrimmage yards in franchise history with 6,200 yards.

Upon his retirement as a player, Van Pelt began his coaching career in NFL Europe as the Frankfurt Galaxy's quarterbacks coach in 2005. Van Pelt started his NFL career as a volunteer offensive quality control coach with Buffalo in 2005. He then served two seasons as an offensive quality control coach (2006-07), two seasons as a quarterback coach (2008-09) and was promoted in early September of 2009 to offensive coordinator.

Van Pelt served as the quarterbacks coach for the Tampa Bay Buccaneers for two seasons (2010-11) and then spent six seasons with the Green Bay Packers as running backs coach (2012-13), quarterbacks coach (2014), quarterbacks/wide receivers coach (2015) and quarterbacks coach (2016-17). He spent two seasons (2018-19) as quarterbacks coach with the Cincinnati Bengals prior to joining Cleveland.

PLAYING

Van Pelt was a four-year starter at the University of Pittsburgh (1989-92), where he set school records for most passing yards (11,267), completions (867) and attempts (1,503).

PERSONAL

A native of Pittsburgh, Pa., Van Pelt and his wife, Brooke, have two daughters, Payton Dale and Katherine Paige, and a son, Jack MacGregor.

VAN PELT'S COACHING CAPSULE

Years	Team	Position
2005	Frankfurt Galaxy	Quarterbacks
2005	Buffalo Bills	Volunteer Offensive Quality Control
2006	University of Buffalo	Quarterbacks/Passing Game Coordinator
2006-07	Buffalo Bills	Offensive Quality Control
2008-09	Buffalo Bills	Quarterbacks
2009	Buffalo Bills	Offensive Coordinator
2010-11	Tampa Bay Buccaneers	Quarterbacks
2012-13	Green Bay Packers	Running Backs
2014	Green Bay Packers	Quarterbacks
2015	Green Bay Packers	Quarterbacks/Wide Receivers
2016-17	Green Bay Packers	Quarterbacks
2018-19	Cincinnati Bengals	Quarterbacks
2020-23	Cleveland Browns	Offensive Coordinator
2024	New England Patriots	Offensive Coordinator



BRIAN BELICHICK



SAFETIES

8TH COACHING SEASON
9TH NFL SEASON
9TH PATRIOTS SEASON

SUPER BOWLS: 16, 18

COACHING

Brian Belichick enters his fifth season as safeties coach following three seasons as a coaching assistant with the New England Patriots.

Over the last four years, since Belichick became the safeties coach, the defense has ranked in the top three in the NFL for interceptions, registering 19 in 2022 (3rd), 23 in 2021 (2nd) and 18 in 2020 (1st).

In 2022, Kyle Dugger became the first New England Patriots player in the Super Bowl era with three defensive touchdowns in a single season after he returned two interceptions and a fumble recovery for touchdowns. Dugger was named AFC Defensive Player of the Week in Week 17 for his interception returned for a touchdown against the Dolphins.

Following the 2022 season, Belichick served as the co-defensive coordinator and linebackers coach for the West team in the East-West Shrine Bowl, assisting the team to a 12-3 victory.

PERSONAL

Belichick originally joined the organization as a scouting assistant in 2016. He graduated from Trinity College in 2016, where he majored in anthropology and played midfield for the Bantam lacrosse team.

Belichick attended Suffield Academy (Suffield, Connecticut) and was an all-league selection in both football and lacrosse.

BRIAN BELICHICK'S COACHING CAPSULE

Years	Team	Position
2016	New England Patriots	Scouting Assistant
2017-19	New England Patriots	Coaching Assistant
2020-24	New England Patriots	Safeties



BOB BICKNELL



TIGHT ENDS

31ST COACHING SEASON
16TH NFL SEASON
1ST PATRIOTS SEASON

COACHING

Bob Bicknell joins the Patriots as tight ends coach after serving two seasons as a senior offensive assistant with the New Orleans Saints (2022-23). The Holliston, Mass. native returns to New England following a 30-year coaching career, which began at his alma mater, Boston College, in 1993.

Prior to his role at the Saints, Bicknell spent three seasons (2018-20) with the Cincinnati Bengals coaching wide receivers. He held the same role at Baylor in 2017. Bicknell spent a year with the San Francisco 49ers (2016) and three seasons with the Philadelphia Eagles (2013-15), coaching DeSean Jackson to his third Pro Bowl with career highs in receptions (82) and receiving yard (1,332) in 2013.

Bicknell also spent time coaching the Buffalo Bills (2010-12) after beginning his NFL coaching career at the Kansas City Chiefs (2007-09), starting first as assistant offensive line coach in 2007 before being promoted to offensive line coach in 2008 and coaching tight ends in 2009. Prior to coaching in the NFL, Bicknell spent time coaching at Temple University

(2006) following seven seasons coaching overseas in NFL Europe – Cologne Centurions (2004-05), Berlin Thunder (2000-03) and at Frankfurt Galaxy (1998-99). From 1999-2001, Bicknell won three consecutive World Bowls while coaching the Galaxy and the Thunder.

PLAYING

Bicknell played tight end at Boston College (1989-91). His father, Jack Sr., was the head coach at Boston College (1981-90).

PERSONAL

Bicknell graduated from Boston College with a bachelor's degree in speech communications. His father, Jack Sr., was the head football coach at Boston College from 1981-90 and spent 13 seasons as a head coach in NFL Europe. His brother, Jack Jr., is currently the offensive line coach at the University of Wisconsin. Bicknell and his wife, Stacey, have two daughters, Gabriella and Grace.

BICKNELL'S COACHING CAPSULE

Years	Team	Position
1993	Boston College	Safeties
1994	Boston College	Running Backs
1995-1997	Boston College	Linebackers
1998	Frankfurt Galaxy	Defensive Line
1999	Frankfurt Galaxy	Offensive Line
2000	Berlin Thunder	Offensive Line
2001-03	Berlin Thunder	Offensive Coordinator/Offensive Line
2004-05	Cologne Centurions	Offensive Coordinator/Offensive Line
2006	Temple	Offensive Line
2007	Kansas City Chiefs	Assistant Offensive Line
2008	Kansas City Chiefs	Offensive Line
2009	Kansas City Chiefs	Tight Ends
2010-11	Buffalo Bills	Tight Ends
2012	Buffalo Bills	Wide Receivers
2013-15	Philadelphia Eagles	Wide Receivers
2016	San Francisco 49ers	Wide Receivers
2017	Baylor	Wide Receivers
2018-20	Cincinnati Bengals	Wide Receivers
2022-23	New Orleans Saints	Senior Offensive Assistant
2024	New England Patriots	Tight Ends



VINNY DEPALMA

DEFENSIVE COACHING ASSISTANT

1ST COACHING SEASON
1ST NFL SEASON
1ST PATRIOTS SEASON

COACHING

Vinny DePalma joins New England as a defensive coaching assistant coach following a six-year college career playing linebacker at Boston College. The Wayne, N.J. native earned the Swede Nelson Award from the Gridiron Club of Greater Boston for sportsmanship, academics and athletics achievement in 2022.

PLAYING

At Boston College, DePalma played from 2018-2023, redshirting the 2018 season and missing the 2020 season with an Achilles injury. He was named 2022 All-ACC Honorable mention and closed out his career with his most productive season in 2023, recording 92 total tackles (42 solo) in his sixth year. He was named a Third-Team All-ACC honoree in 2023 and was the recipient of Boston College's Scanlan Award.

PERSONAL

DePalma earned a bachelor's degree in leadership and management as well as a master's degree in sports administration from Boston College. He is a native of Wayne, N.J., and the son of John and Michelle DePalma. He has two brothers, Nick and Anthony.

DEPALMA'S COACHING CAPSULE

Years	Team	Position
2024	New England Patriots	Defensive Coaching Assistant



TAYLOR EMBREE

RUNNING BACKS

12TH COACHING SEASON
8TH NFL SEASON
1ST PATRIOTS SEASON

COACHING

Taylor Embree joins the Patriots as running backs coach following three seasons in the same position at the New York Jets (2021-23).

Prior to that, he spent a year coaching tight ends at Colorado (2020). He entered the NFL as a defensive assistant with the Kansas City Chiefs (2016), working with a Kansas City defense that led the NFL with 104 passes defended and tied for the most interceptions (18). Embree also spent three seasons as an offensive quality control coach with the San Francisco 49ers (2017-19), working with tight ends and the offensive line.

Embree started his coaching career as a graduate assistant at UNLV in 2012 and continued in the same role at his alma mater, UCLA, from 2013-14.

PLAYING

Embree played college football for UCLA from 2008-11, starting 32 games and playing in 50. He led the Bruins in receiving as a sophomore and junior, while also setting a program record for most receptions by a true freshman in 2018. Embree spent training camp with the San Diego Chargers in 2013 before beginning his coaching career.

PERSONAL

Embree was born in Denver, Colo. and is the oldest son of Jon Embree, who is currently the assistant head coach and tight ends coach for the Miami Dolphins. His younger brother, Connor, is currently the wide receivers coach for the Kansas City Chiefs. Embree and his wife, Kristina, have four kids.

EMBREE'S COACHING CAPSULE

Years	Team	Position
2012	UNLV	Graduate Assistant
2013-14	UCLA	Graduate Assistant
2016	Kansas City Chiefs	Defensive Assistant
2017-19	San Francisco 49ers	Offensive Quality Control
2020	Colorado	Tight Ends
2021-23	New York Jets	Running Backs
2024	New England Patriots	Running Backs



DONT'A HIGHTOWER



INSIDE LINEBACKERS

1ST COACHING SEASON
10TH NFL SEASON
10TH PATRIOTS SEASON

SUPER BOWLS: 14, 16, 18

COACHING

Dont'a Hightower joins the Patriots as a first-time coach leading the inside linebackers. The move to coaching comes after a nine-year playing career with the Patriots (2012-19, 21). He officially retired as a player in March of 2023.

PLAYING

Hightower was a linebacker for the Patriots for nine seasons. He played in 117 games with 114 starts and recorded 569 tackles, 27 sacks, 18 passes defended and one interception. As a three-time Super Bowl champion, he was selected to the New England Patriots 2010s All-Decade Team and earned Pro Bowl honors following the 2016 and 2019 seasons. He was voted a four-time team captain in 2016, 2017, 2019 and 2021.

Hightower made two Super-Bowl altering plays during his career and was part of a record-setting performance in another. Former head coach Bill Belichick referred to Hightower as "Mr. February" at the team's Super Bowl LIII ring ceremony.

In Super Bowl XLIX vs. Seattle, Hightower made a crucial tackle on Seahawks RB Marshawn Lynch at the 1-yard line the play before CB Malcolm Butler intercepted Seattle QB Russell Wilson to seal the victory in the waning moments.

New England trailed the Atlanta Falcons, 28-12, midway through the fourth quarter when Hightower strip-sacked Falcons QB Matt Ryan at the Atlanta 25-yard line. The fumble was recovered by the Patriots and the turnover led to a touchdown that helped spark the record comeback in Super

Bowl LI.

Hightower recorded two sacks and a pass defended as part of a stifling defense that became the second team in Super Bowl history to hold its opponent to just three points in the Super Bowl LIII win over the Rams.

Hightower was originally drafted by New England in the first round (25th overall) of the 2012 NFL Draft. He was re-signed by the New England Patriots as an unrestricted free agent on March 16, 2017.

Hightower attended Alabama where he started 42-of-44 games – 26 at weak-side linebacker and 16 at middle linebacker and helped the team to two National Championships. He recorded 234 tackles (101 solos), including five sacks for minus 30 yards, 21 stops for losses of 67 yards and 25 quarterback pressures. Also had a pair of forced fumbles, two fumble recoveries, seven pass deflections, a 29-yard interception return and a blocked kick.

PERSONAL

Hightower was born Qualin Dont'a Hightower on March 12, 1990. He majored in general studies at Alabama. Hightower and his wife, Morgan, have one son, Grayson.

HIGHTOWER'S COACHING CAPSULE

Years	Team	Position
2024	New England Patriots	Inside Linebackers



TYLER HUGHES



WIDE RECEIVERS

20TH COACHING SEASON
4TH NFL SEASON
4TH PATRIOTS SEASON

COACHING

Tyler Hughes enters his first season with the New England Patriots as wide receivers coach rejoining the organization after spending a season serving as an analyst on offense for the Washington Huskies. During 2023, the Huskies finished with a 14-1 record, a No. 2 national ranking and played in the College Football National Championship.

Hughes previously spent three seasons (2020-22) with the Patriots as an offensive assistant. Prior to joining New England, Hughes served as the head coach for two seasons (2018-19) at Bountiful High School in Utah. Prior to that position, he spent three seasons (2014-16) as the head coach of the Division II Minot State in North Dakota.

Hughes came to Minot State after spending the 2013 season at Ohio State, where he served as a quality control assistant and also worked with the quarterbacks. Prior to


Ohio State, Hughes spent nine seasons at Snow College, a member of the NJCAA, in Ephraim, Utah. Hughes was the head coach during the 2011 and 2012 seasons, the offensive coordinator/quarterbacks coach from 2005-10 after being hired as the wide receivers and tight ends coach in 2004. As the head coach at Snow, Hughes led the team to a 20-4 overall record, two bowl game championships and one conference title. In addition, Hughes was named the WSFL Coach of the Year in 2012 following an 11-1 season and a No. 3 national ranking.

PERSONAL

As a player, Hughes started at wide receiver for Snow College. He and his wife, Lisa, have four sons, Kenyon, Isaac, Will and Max.

HUGHES' COACHING CAPSULE

Years	Team	Position
2020-22	New England Patriots	Offensive Assistant
2023	Analyst - Offense	University of Washington
2024	New England Patriots	Wide Receivers



KEITH JONES JR.



DEFENSIVE COACHING ASSISTANT

4TH COACHING SEASON
2ND NFL SEASON
2ND PATRIOTS SEASON

COACHING

Keith Jones Jr. joined the New England Patriots as an NFL Fellowship/Defense after working with the team in training camp in 2022 as part of the Bill Walsh Diversity Fellowship.

He served the 2022 season at Arkansas as a graduate assistant with the defensive line after serving in the same role at Arkansas State in 2021. In 2020, Jones was a defensive tackles coach at Missouri Southern State University.

PLAYING

Jones played at the University of Tennessee at Martin (2012-16), where he was a Second-Team All-Ohio Valley Conference selection as a senior. Following his career with the Skyhawks, he starred in the Indoor Football League as a defensive lineman. He was named First-Team All-IFL and won a league title in 2018 while playing for the Iowa Barnstormers. He spent the 2019 season with the Tucson Sugar Skulls.

JONES' COACHING CAPSULE

Years	Team	Position
2020	Missouri Southern State University	Defensive Tackles
2021	Arkansas State University	Graduate Assistant
2022	University of Arkansas	Graduate Assistant
2023	New England Patriots	NFL Coaching Fellowship/Defense
2024	New England Patriots	Defensive Coaching Assistant



ROBERT KUGLER

ASSISTANT OFFENSIVE LINE

8TH COACHING SEASON
4TH NFL SEASON
1ST PATRIOTS SEASON

COACHING

Robert Kugler joined the Patriots as assistant offensive line coach in 2024 after spending the 2022 and 2023 seasons in the same role for the Carolina Panthers.

Kugler got his start in coaching as a graduate assistant and tight ends coach in 2017 at the University of Texas at El Paso (UTEP). He spent the 2018-19 seasons as a graduate assistant at the University of Washington before becoming the offensive quality control coach at Appalachian State in 2020. In his sole season on staff, Kugler helped lead the Mountaineers to an average of 265.6 rushing yards per game, ranking sixth in FBS.

Kugler's first NFL job came in 2021 when he was hired as an assistant offensive line coach for the Houston Texans. He then spent two seasons (2022-23) with the Carolina Panthers as assistant offensive line coach.

PLAYING

Kugler played college football at Purdue from 2012-5, where he was a two-time team captain and started 43 consecutive games at center. He went to training camp in 2016 with the Buffalo Bills after being signed as a rookie free agent.

PERSONAL

Kugler graduated from Purdue with a degree in history and political science. He and his wife, Emily, have two sons, Anthony and Noah.

KUGLER'S COACHING CAPSULE

Years	Team	Position
2017	UTEP	Graduate Assistant/Tight Ends
2018-19	University of Washington	Graduate Assistant
2020	Appalachian State	Offensive Quality Control
2021	Houston Texans	Assistant Offensive Line
2022-23	Carolina Panthers	Assistant Offensive Line
2024	New England Patriots	Assistant Offensive Line



JAMAE L LETT

DEFENSIVE COACHING ASSISTANT



12TH COACHING SEASON
1ST NFL SEASON
1ST PATRIOTS SEASON

COACHING

Jamael Lett joins the Patriots as a defensive coaching assistant coach following a season at the University of North Carolina as a special teams analyst.

Lett spent six seasons coaching at the collegiate level and two seasons coaching high school football prior to his position with South Alabama. Lett got his start in coaching with Brainerd High School in 2013, serving as defensive coordinator while teaching math at the school. He then coached defensive backs at Davidson High School in 2014 before his first collegiate coaching job with the University of Tennessee at Martin in 2015, working as an assistant coach. Lett spent 2016 with Ohio University as a graduate assistant coach before returning to his alma mater, Samford, in 2017. He spent the 2017-19 seasons as the secondary coach of the Bulldogs, participating in the NCAA-NFL Coaches Academy

in 2019, before spending the 2020 season at Akron in the as the secondary coach. From 2021-22, Lett worked as the special teams coordinator/defensive assistant for South Alabama before heading to Chapel Hill.

PLAYING

Lett played defensive back at Samford (2006-10) and recorded 110 tackles, four interceptions, 16 break-ups and two forced fumbles.

PERSONAL

A native of Fairfield, Calif., Lett was raised in Mobile, Ala. He earned his bachelor's degree in sports medicine from Samford in 2011 and his master's degree in curriculum and instruction from Tennessee Tech in 2012. He and his wife, Julia, have one son, David, and one daughter, Madison.

LETT'S COACHING CAPSULE

Years	Team	Position
2013	Brainerd High School	Defensive Coordinator
2014	Davidson High School	Defensive Backs
2015	University of Tennessee at Martin	Assistant Coach
2016	Ohio University	Graduate Assistant
2017-19	Samford	Secondary
2020	Akron	Secondary
2021-22	South Alabama	Special Teams Coordinator/Defensive Assistant
2023	University of North Carolina at Chapel Hill	Special Teams Analyst
2024	New England Patriots	Defensive Coaching Assistant



BRANDON MARTUCCIO

 **STRENGTH & CONDITIONING**
ASSISTANT

Brandon Martuccio joins the Patriots as a strength and conditioning assistant following two seasons as an assistant strength and conditioning coach at Boston College. He began his career at the prep level at Girard High School (Ohio) in 2017 and served as the director of strength and conditioning at Washington & Jefferson College in 2018. He has also

held full-time roles as an assistant strength and conditioning coach at the University of Pittsburgh (2020-21) and Texas Tech (2021-22).

Martuccio earned a bachelor of arts in general biology from Washington & Jefferson College and a master's degree in sports administration from Boston College.



DERON MAYO

 **HEAD STRENGTH & CONDITIONING**

3TH COACHING SEASON
7TH NFL SEASON
7TH PATRIOTS SEASON

SUPER BOWLS: 18

PRONOUNCED DER-on **COACHING**

Deron Mayo enters his first season as head strength and conditioning coach and his seventh season with the New England Patriots in 2024. Mayo joined the organization in 2018 after playing linebacker for the Calgary Stampeders of the Canadian Football League for six seasons. He leads the team's year-round strength and conditioning program after attaining a master's degree in high performance sport from the University of Technology-Sydney.

PLAYING

Mayo played linebacker for six seasons in the CFL for the Calgary Stampeders. He appeared in 87 regular season contests and five playoff games during his pro career and won a Grey Cup with the Stampeders in 2014. Mayo totaled 277 tackles on defense, 33 tackles on special teams, 14 sacks, one interception and one fumble recovery over six seasons. Mayo played his final collegiate season with Old Dominion after spending his first three seasons at Hofstra University (2007-09). He was co-captain of the Old Dominion Monarchs in 2010 and became the first ODU grad to sign with an NFL

team when he went to training camp with the Denver Broncos in 2011.

PERSONAL

Mayo is a Hampton, Virginia, native, and played four seasons at Kecoughtan High School. He was named to the All-Peninsula District First Team and All-Area Second Team as a senior. Deron's older brother, Jerod, was a first-round draft pick of the New England Patriots in 2008 and played eight seasons for the team before his retirement following the 2015 season. Mayo earned his bachelor of science in exercise science from Hofstra. He holds a CSCS certification through the National Strength and Conditioning Association and recently completed a master's degree in High Performance Sport at the University of Technology-Sydney (UTS).

He and his wife, Janelle, have two daughters, Maliya and Marley, and a son, Myles.

MAYO'S COACHING CAPSULE

Years

2018-23
2024

Team

New England Patriots
New England Patriots

Position

Strength & Conditioning Assistant
Head Strength & Conditioning



BEN McADOO



SENIOR OFFENSIVE ASSISTANT

22ND COACHING SEASON
21ST NFL SEASON
1ST PATRIOTS SEASON

SUPER BOWLS: 10

COACHING

Ben McAdoo joined the Patriots as a senior offensive assistant in 2024. Before the Patriots, McAdoo spent time in various roles with the Carolina Panthers, Dallas Cowboys, Jacksonville Jaguars, New York Giants, Green Bay Packers, San Francisco 49ers and New Orleans Saints.

McAdoo's first offensive coordinator role came with the New York Giants, serving in the position for two seasons (2014-15) before taking over the helm as the team's head coach. In his first season as head coach in 2016, McAdoo led the Giants to an 11-5 record and the team's first playoff berth since 2011. McAdoo's next position in the NFL came with the Jacksonville Jaguars in 2020, where he served as quarterbacks coach. McAdoo spent the 2021 season as a consultant for the Dallas Cowboys, and most recently spent the 2022 season as the offensive coordinator for the Carolina Panthers.

McAdoo began his coaching career as an assistant high school coach at Homer-Center & Indiana in Pennsylvania. After graduating from Indiana University of Pennsylvania (IUP), he became a graduate assistant at Michigan State,

working with special teams and offense. McAdoo was hired the following year as the offensive line and tight ends coach at Fairfield University, followed by a graduate assistant position at the University of Pittsburgh in 2003. He spent time as the offensive quality control coach for the New Orleans Saints (2004) and assistant offensive line coach for the San Francisco 49ers (2005) before being hired as the tight ends coach for the Green Bay Packers. McAdoo spent six seasons (2006-11) as the tight ends coach before becoming Green Bay's quarterbacks coach from 2012-13. He was a part of the coaching staff during Green Bay's 2010 Super Bowl Championship.

PERSONAL

Ben McAdoo was born on July 9, 1977 in Homer City, Penn. He graduated from IUP with a degree in health and physical education and earned a master's degree in kinesiology from Michigan State University. He and his wife, Toni, have a daughter, Larkin, and a son, BJ.

MCADOO'S COACHING CAPSULE

Years	Team	Position
2001	Michigan State	Graduate Assistant
2002	Fairfield	Offensive Line Coach/Tight Ends
2003	Pittsburgh	Graduate Assistant
2004	New Orleans Saints	Offensive Quality Control
2005	San Francisco 49ers	Assistant Offensive Line
2006-11	Green Bay Packers	Tight Ends
2012-13	Green Bay Packers	Quarterbacks
2014-15	New York Giants	Offensive Coordinator
2016-17	New York Giants	Head Coach
2020	Jacksonville Jaguars	Quarterbacks Coach
2021	Dallas Cowboys	Consultant
2022	Carolina Panthers	Offensive Coordinator
2024	New England Patriots	Senior Offensive Assistant



MICHAEL MCCARTHY



OFFENSIVE COACHING ASSISTANT

14TH COACHING SEASON
5TH NFL SEASON
1ST PATRIOTS SEASON

FOOTBALL
STAFF

COACHING

Michael McCarthy joins the Patriots staff as an offensive coaching assistant coach in 2024, bringing over a decade of coaching experience to New England.

McCarthy spent the last 5 seasons (2019-2023) at Brown University coaching the offensive line. During his tenure at Brown, McCarthy helped to revitalize Brown's offense into one of the most high-scoring and up-tempo offenses in the Ivy League. McCarthy's offensive line paved the way for the 15th ranked offense (total offense) in the nation in 2019 and 12th ranked offense (total offense) in the nation in 2021. In 2023, McCarthy was a part of a coaching staff that helped reach Brown's highest win total since 2015. While coaching the offensive line for the Brown Bears, McCarthy produced All-Ivy offensive line selections and honorees every year with Jack Connolly being named to 1st team All-Ivy for the 2023 season.

McCarthy spent the 2018 season on staff at Rutgers, assisting the offensive coordinator and working with the team's quarterbacks.

He spent the 2016 and 2017 seasons in the NFL as offensive quality control/assistant offensive line coach for the Detroit Lions. McCarthy worked closely with TJ Lang, who earned a Pro Bowl invitation in 2017. During the 2016 season, McCarthy played a significant role in developing the team's offensive line, which featured rookies including Taylor Decker and Graham Glasgow. As a result, the Detroit Lions earned a berth in the NFC Wild Card game.

Prior to his time in Detroit, McCarthy spent the 2015 season as the offensive quality control coach for the Cleveland

Browns. McCarthy worked with the offensive line which included Hall of Famer Joe Thomas, Alex Mack, Mitch Schwartz & Joel Bitonio.

Early on in his career McCarthy spent time in a variety of roles in college football. In 2014, McCarthy coached the tight ends at North Carolina Central and contributed to the Eagles earning a share of the MEAC championship. McCarthy spent two seasons (2012-2013) at Tulane as a member of the coaching staff that ended an 11-year postseason drought. Prior to that McCarthy served as the video director for Western Michigan for two seasons (2010-2011). McCarthy's first coaching position was at The College of New Jersey as the team's offensive line coach in 2009. In 2008, he earned his first NFL opportunity as a video/scouting intern for the New York Jets. McCarthy's career began at the collegiate level when he took a position working with the Rutgers video and recruiting departments in 2007.

PLAYING

McCarthy played college football at Widener University, playing both outside linebacker and long snapper.

PERSONAL

McCarthy graduated from Widener University with a bachelor's degree in business administration and a concentration in sports management. He also completed his master's degree in sports management at Western Michigan University and postgraduate work at Tulane University. McCarthy is a native of East Brunswick, New Jersey, and he and his wife, Catie, have two children, Michael Jr. and Delaney.

MCCARTHY'S COACHING CAPSULE

Years	Team	Position
2009	The College of New Jersey	Offensive Line
2012-13	Tulane	Graduate Assistant Coach, Offensive Line
2014	North Carolina Central	Tight Ends Coach
2015	Cleveland Browns	Offensive Quality Control
2016-17	Detroit Lions	Offensive Quality Control/Assistant Offensive Line
2018	Rutgers	Offensive Assistant
2019-2023	Brown	Offensive Line
2024	New England Patriots	Offensive Coaching Assistant



T.C. McCARTNEY

QUARTERBACKS

14TH COACHING SEASON
10TH NFL SEASON
1ST PATRIOTS SEASON

COACHING

T.C. McCartney was hired by New England as quarterbacks coach in 2024 after spending four seasons with the Cleveland Browns as an offensive assistant and most recently as the tight ends coach.

Prior to Cleveland, McCartney spent a season in 2019 at the Broncos as quarterbacks coach, overseeing rookie Drew Lock who finished with a 4-1 record as a starter, tied with John Elway for the most wins by a rookie quarterback in team history.

McCartney spent two seasons (2017-18) in San Francisco as an offensive assistant/quality control coach for the 49ers.

Returning to his alma mater, McCartney worked as an offensive assistant at Louisiana State in 2016.

His first NFL position was with the Cleveland Browns as an offensive assistant coach in 2014, followed by a season as an offensive assistant/quality control coach with the San Francisco 49ers in 2015.

After graduating in 2010, McCartney stayed at LSU to begin his coaching career as a graduate assistant and offensive assistant coach for the 2011 season, and then worked in the same role at the University of Colorado from 2012-13.

PLAYING

McCartney played quarterback at LSU from 2007-10 and was part of the 2007 National Championship team.

PERSONAL

McCartney was born on April 24, 1989, in Boulder, Colo. He is the son of the late Sal Aunese, a former quarterback for Colorado and Kristy McCartney, the daughter of former Colorado head coach Bill McCartney. His grandfather is the winningest football coach in Colorado history. McCartney earned a degree from LSU in sport leadership.

MCCARTNEY'S COACHING CAPSULE

Years	Team	Position
2011	Louisiana State University	Graduate Assistant/Offensive Assistant
2012-13	University of Colorado	Graduate Assistant/Offensive Assistant
2014	Cleveland Browns	Offensive Assistant
2015	San Francisco 49ers	Offensive Assistant/Quality Control
2016	Louisiana State University	Graduate Assistant/Offensive Assistant
2017-18	San Francisco 49ers	Offensive Assistant/Quality Control
2019	Denver Broncos	Quarterback
2020-21	Cleveland Browns	Offensive Assistant
2022-23	Cleveland Browns	Tight Ends
2024	New England Patriots	Quarterbacks



BRIAN McDONOUGH

ASST. STRENGTH & CONDITIONING

1ST COACHING SEASON
1ST NFL SEASON
1ST PATRIOTS SEASON

COACHING

Brian McDonough enters his first season with the Patriots as a full-time assistant strength and conditioning coach in 2024 after working with the team as a consultant for over 20 years.

McDonough has 27 years of cumulative experience in strength and conditioning, developing athletes from the NFL, NHL, MLB, as well as the high school and collegiate ranks. He previously owned and operated a sports performance business for over 20 years.

PERSONAL

McDonough graduated from the University of Massachusetts Dartmouth where he played football. He holds a master's degree in applied exercise science with a concentration in strength and conditioning from Concordia University Chicago and holds certification from USA Weightlifting.

Brian and his wife, Shauna, have two daughters, Lyla and Cali.

MCDONOUGH'S COACHING CAPSULE

Years	Team	Position
2024	New England Patriots	Assistant Strength & Conditioning



JERRY MONTGOMERY

DEFENSIVE LINE

23RD COACHING SEASON
10TH NFL SEASON
1ST PATRIOTS SEASON

COACHING

Jerry Montgomery enters his first season with the Patriots as the defensive line coach. He joins the Patriots after a nine year stint with the Green Bay Packers.

In Green Bay, Montgomery served as the defensive line/running game coordinator for the 2022 and 2023 seasons after spending four seasons (2018-21) as the defensive line coach and three seasons (2015-17) as the defensive front assistant.

In 2022, Montgomery helped lead a Green Bay defense that finished ranked No. 6 in the NFL in passing defense and tied for No. 4 in interceptions (17). The Packers defense also finished the 2022 season ranked No. 5 in the NFL in goal-to-go percentage (63.64), No. 8 in third-down percentage (37.63) and No. 10 in first downs/game (18.9).

In 2021, Montgomery was part of a defensive staff that helped the Packers finish No. 9 in the NFL in total defense (328.2 ypg, No. 9), passing defense (219.1 ypg, No. 10), take-aways (26, t-No. 8) and interceptions (18, t-No. 6).

Under Montgomery's guidance in Green Bay, DL Kenny Clark earned two Pro Bowl selections (2019, 2021). Montgomery coached another Pro Bowl selection in DT Mike Daniels, who earned his first Pro Bowl selection in 2017 while leading the defensive line with 78 tackles. Daniels also recorded 4½ sacks in December, the second most in the NFL among DTs.

Prior to the NFL, Montgomery spent 11 years coaching at the collegiate level, leading the defensive line at Oklahoma (2013-14) and Michigan (2011-12). Montgomery began his coaching career as a student assistant coach at his alma mater, Iowa, in 2002. Montgomery continued coaching as an assistant at Iowa City West High School (2003-04) and as the defensive coordinator at North Iowa Community College (2005), while also continuing his playing career in the Arena Football League.

PLAYING

Montgomery played defensive tackle at Iowa and was a three-year starter for the Hawkeyes. He played in the Hula

Bowl All-Star Game following his senior season and spent the 2002 training camp with the New Orleans Saints. He also spent time playing for the Chicago Rush, Colorado Crush and Las Vegas Gladiators of the Arena Football League from 2003-05.

PERSONAL

Montgomery was born Sept. 19, 1979, in Los Angeles, Calif., and raised in Mossville, La. Montgomery and his wife, Natalie, have three sons, Jayden, Tevyn and Jace, and two daughters, Talayla and Havana.

MONTGOMERY'S COACHING CAPSULE

Years	Team	Position
2002	University of Iowa	Student Assistant
2005	North Iowa Community College	Defensive Coordinator
2006	University of Northern Iowa	Graduate Assistant/Defensive Tackles
2007-08	University of Northern Iowa	Defensive Line
2009-10	University of Wyoming	Defensive Line
2011-12	University of Michigan	Defensive Line
2013-14	University of Oklahoma	Defensive Line
2015-17	Green Bay Packers	Defensive Front Assistant
2018-21	Green Bay Packers	Defensive Line
2022-23	Green Bay Packers	Defensive Line/Running Game Coordinator
2024	New England Patriots	Defensive Line



MIKE PELLEGRINO



CORNERBACKS

**10TH COACHING SEASON
10TH NFL SEASON
10TH PATRIOTS SEASON**

SUPER BOWLS: 16, 18

COACHING

Mike Pellegrino enters his 10th season overall with the Patriots, and sixth as cornerbacks coach. Pellegrino originally joined the organization as a football operations intern in 2015 and spent four seasons as a coaching assistant.

In 2023, the Patriots defense finished 7th overall in total defense. In 2022, Pellegrino led a secondary as part of a defense that finished No. 1 in the NFL in interception yards (383), interceptions returned for touchdowns (5) and defensive touchdowns (7). The unit also ranked third in interceptions (19) and tied for second in total takeaways (30). Cornerbacks Jack Jones, Jonathan Jones and Marcus Jones combined for eight of the 19 interceptions and three of five interceptions returned for touchdowns.

Following the 2022 season, Pellegrino served as the co-defensive coordinator and defensive line coach for the West team in the East-West Shrine Bowl, assisting the team to a 12-3 victory.

Under Pellegrino's guidance in 2021, J.C. Jackson finished second in the league in total takeaways with nine and led the league in passes defended with 23. Jackson was named to the Pro Bowl and was also named second-team All-Pro.

In Pellegrino's first season as cornerbacks coach in 2019, the defense finished No. 1 in the NFL in total defense (275.9

yards per game) and scoring (14.1 points allowed per game). Additionally, Stephon Gilmore turned in a career season, becoming the first Patriot to win Associated Press NFL Defensive Player of the Year after finishing with a career-high six interceptions and his second straight year with 20 passes defended, joining Ty Law (1998 & 2003) as the only Patriots with two seasons of 20-plus passes defended. Gilmore also earned AFC Defensive Player of the Month for October.

PERSONAL

Pellegrino graduated from John Hopkins in 2015 where he majored in political science with a minor in entrepreneurship and management. He was a two-time All-American and team captain for the lacrosse team as a long stick midfielder. Pellegrino was selected by the New York Lizards in the second round of the Major League Lacrosse Collegiate Draft in 2015. He played one season with New York and spent the 2016-17 seasons with the Boston Cannons, all while working as a coaching assistant with the Patriots.

Pellegrino was born on July 24, 1993, to Kerri-Ann and Joseph Pellegrino. The Long Island native's father is a retired NYPD officer and his older brother, Joseph Jr., currently serves in the NYPD. Pellegrino and his wife, Amanda, were married in 2022. Amanda ran track at Towson University and is currently a pediatric occupational therapist at Boston Children's Hospital.

PELEGRINO'S COACHING CAPSULE

Years

2015-18

2019-24

Team

New England Patriots

New England Patriots

Position

Coaching Assistant

Cornerbacks



SCOTT PETERS



OFFENSIVE LINE

5TH COACHING SEASON**12TH NFL SEASON****1ST PATRIOTS SEASON**

COACHING

Scott Peters enters his first season as the Patriots offensive line coach and his fourth season overall in the NFL.

Peters began his coaching career in 2020 as the assistant offensive line coach for the Cleveland Browns. During his first season, the Browns finished third in the league in rushing, with an average of 148.4 yards per game. Peters also helped RT Jack Conklin earn first team AP All-Pro honors and G Joel Bitonio and G Wyatt Teller earn second team honors. Bitonio was also selected to the Pro Bowl.

Peters coached two Pro Bowl sections in 2021, with both Joel Bitonio and Wyatt Teller earning invites. The duo's Pro Bowl invitations marked the first time a pair of Browns guards were selected for the Pro Bowl since 1967. The Browns also led the NFL in rushing average in 2021 with a 5.09 mark, the highest average by a Browns team since 1966.

In the 2022 East-West Shrine Bowl, Peters served as the offensive line coach.

PLAYING

Peters played seven seasons in the NFL and was a fourth round draft selection (124th overall) by the Philadelphia Eagles in 2002 out of Arizona State. He played for the Eagles (2002), New York Giants (2003), San Francisco 49ers (2004), Carolina Panthers (2006) and Arizona Cardinals (2007-09). He won an NFC Championship with the Cardinals in 2009, appearing in Super Bowl XLIII.

PERSONAL

Peters was born on November 23, 1978. He played college football at Arizona State, where he earned a bachelor's degree in communications. He is a native of Pleasanton, Calif. Opened his own gym in 2008, The Lions Den MMA Academy in Arizona. Peters won two Brazilian Jiu Jitsu world championships in subdivision grappling.

PETERS' COACHING CAPSULE

Years

2020-23

2024

Team

Cleveland Browns

New England Patriots

Position

Assistant Offensive Line

Offensive Line



TOM QUINN



ASSISTANT SPECIAL TEAMS

33RD COACHING SEASON

18TH NFL SEASON

1ST PATRIOTS SEASON

SUPER BOWLS: 07, 11

COACHING

Tom Quinn joined the Patriots for his first tenure with the team in 2024. Before joining the Patriots staff, Quinn spent time in various roles with the Tennessee Titans and the New York Giants.

Quinn spent the 2023 season with the Tennessee Titans, beginning the year as a special teams assistant before taking over as special teams coordinator for the final six games of the season. Prior to joining the Titans, Quinn was on the staff at Army in 2022, working in game management and analytics.

Working in various roles special teams positions with the New York Giants from 2006-21, Quinn spent the 2018-21 seasons as the assistant special teams coach. In 2021, the Giants were one of only four teams that avoided negative plays, such as turnovers, blocked kicks, or touchdowns allowed, on special teams. Their opponents averaged an NFL-low of 17.8 yards per kickoff return, with the longest gain on 37 returns capped at 32 yards. Kicker Graham Gano furthered his franchise record with 37 consecutive successful field goal attempts, converting 29 of 33 attempts. In 2020, Gano made 31 of 32 field goal attempts. His 96.9 percentage was the second highest in Giants history behind his predecessor, Aldrick Rosas, who made 97.0 percent (32 of 33) in 2018.

Under Quinn's guidance, Aldrick Rosas earned his first Pro Bowl selection in 2018 after converting 32 of 33 field goal attempts and 31 of 32 extra point tries in the season. His 32 successful field goals marked the fifth-highest total in Giants history. Aldrick Rosas set a Giants record with a 97.0 field goal percentage, trailing the NFL leader and former Giant Robbie Gould by just 1/100th of a percentage point.

From 2018 through 2021, Giants punter Riley Dixon averaged 45.2 yards per punt, ranking second in Giants history behind Steve Weatherford (46.3). Dixon's career 40.6-yard net punting average set the franchise record (since 1976).

Quinn worked as the special teams coordinator for the Giants from 2007-17. In 2016, kickers Josh Brown and Robbie Gould combined to make 21 of 22 field goal attempts, a 95.5 percent success rate, during the team's 11-5 season. Additionally, Dwayne Harris was selected to his first Pro Bowl after leading the Giants in kickoff and punt returns for the second straight season.

In 2015, Josh Brown played in his first Pro Bowl. In 2014, the Giants' kickoff coverage team ranked second in the NFL, limiting opponents to an average return of merely 18.3 yards. Additionally, the Giants led the NFL with five special teams takeaways. In 2011, Quinn's special teams unit helped lead the Giants to a Super Bowl victory over the Patriots in Super Bowl XLVI.

In 2010, Zak DeOssie, serving as the snapper for both punts and placekicks, secured his second Pro Bowl selection in three seasons in 2010. The Giants' kickoff coverage unit ranked fourth in the NFL, with opponents averaging only 19.7 yards per return.

In 2008, three of the Giants' special teams players—kicker John Carney, punter Jeff Feagles and DeOssie—played for the NFC Pro Bowl team. Quinn began his NFL coaching career in 2006 as the assistant special teams coach and was subsequently promoted to special teams coordinator in 2007. In his first season as special teams coordinator, the Giants defeated the Patriots, 17-14, in Super Bowl XLII.

Quinn began his coaching career at Davidson College in 1991 as a linebackers coach, followed by a stint at James Madison University (1992-94) working with the special teams before earning his first defensive coordinator role at Boston University (1995). He moved on to the College of Holy Cross (1996-98) and San Jose State University (1999-01) before joining the staff at Stanford in 2002. From 2002-05, Quinn worked at Stanford, first as tight ends/special teams coach and then as the outside linebackers/special teams coach.

PLAYING

Quinn was a linebacker at the University of Arizona from 1986 to 1990, where he was a member of three bowl teams.

PERSONAL

Quinn attended Foothill High School in Santa Ana, Calif. He earned a bachelor's degree in interdisciplinary studies in 1990 and a master's in education the following year. Quinn and his wife, Alison, have a son, Shane, and two daughters, Logan and Riley.

QUINN'S COACHING CAPSULE

Years	Team	Position
1991	Davidson College	Linebackers
1992-94	James Madison	Special Teams
1995	Boston University	Defensive Coordinator
1996-98	Holy Cross	Defensive Coordinator
1999	San Jose State	Linebackers/Special Teams
2000-01	San Jose State	Tight Ends/Special Teams
2002-03	Stanford	Tight Ends/Special Teams
2004-05	Stanford	Outside Linebackers/Special Teams
2006	N.Y. Giants	Assistant Special Teams
2007-17	N.Y. Giants	Special Teams Coordinator
2018-21	N.Y. Giants	Assistant Special Team
2022	Army	Game Management/Analytics
2023	Tennessee Titans	Special Teams Assistant
2024	New England Patriots	Assistant Special Teams



EVAN ROTHSTEIN



**ASSISTANT QUARTERBACKS/
DIRECTOR OF GAME MANAGEMENT**

**15TH COACHING SEASON
13TH NFL SEASON
4TH PATRIOTS SEASON**

COACHING

Evan Rothstein enters his fourth season with the New England Patriots and first as assistant quarterbacks coach/director of game management. He joined the Patriots in a research and analysis/coaching role before moving into an offensive assistant role the following year.

Following the 2022 season, Rothstein served as the running backs coach for the West team in the East-West Shrine Bowl, assisting the team to a 12-3 victory.

He joined New England after nine seasons with the Detroit Lions. Rothstein joined the Lions organization in 2012 and worked two seasons as the team's special teams quality control coach before becoming the team's special projects coach in 2014. Rothstein was then promoted to an offensive assistant/research & analysis role from 2015-17, followed by two-plus seasons as the team's head coach assistant/research & analyst. From 2018-20, Rothstein worked with the coaching staff in all facets of preparation for the team's weekly opponents, in addition to assisting head coach Matt Patricia.

Rothstein arrived in Detroit after spending two seasons (2010-11) as the offensive quality control coach for Syracuse. Rothstein interned with the Syracuse video operations de-

partment during the fall of 2009 before briefly returning to SUNY Cortland as their offensive line coach for the spring of 2010. He then returned to the Syracuse football staff as their offensive line quality control coach in July of 2010.

As an undergraduate at SUNY Cortland, Rothstein began his coaching career with the Red Dragons where he served as the student assistant coach, quality control and director of video operations from 2006-09.

PERSONAL

A native of Merrick, N.Y., Rothstein attended Bellmore John F. Kennedy High School, earning recognition as a National Football Foundation and College Hall of Fame Scholar Athlete. Rothstein graduated from SUNY Cortland with a bachelor of science in sport management in 2009 and a master of science in sport management in 2012. He and his wife, Carol, have two daughters, Emma and Jacqueline, and one son, Ryan.

ROTHSTEIN'S COACHING CAPSULE

Years	Team	Position
2010	SUNY Cortland	Offensive Line
2010-11	Syracuse	Quality Control
2012-13	Detroit Lions	Quality Control/Special Teams
2014	Detroit Lions	Special Projects
2015-17	Detroit Lions	Offensive Assistant/Research & Analysis
2018-20	Detroit Lions	Head Coach Assistant/Research & Analysis
2021	New England Patriots	Research and Analysis/Coaching
2022	New England Patriots	Offensive Assistant
2023-24	New England Patriots	Asst. Quarterbacks/Director of Game Management



DEXTER TAYLOR
 **STRENGTH & CONDITIONING ASSISTANT**

Dexter Taylor joins the Patriots in 2024 as a strength & conditioning assistant after spending the previous two seasons as the assistant director of strength & conditioning at Harvard. Prior to Harvard, Taylor worked as an assistant strength & conditioning coach at Brown from 2020-22.

Taylor earned a bachelor of science from Bemidji State University where he played wide receiver. He also earned a master of science in exercise science and sport studies from Smith College.



COBY TIPPETT
 **SPECIAL TEAMS COACHING ASSISTANT**

2ND COACHING SEASON
1ST NFL SEASON
1ST PATRIOTS SEASON

COACHING

Coby Tippett joins New England as a special teams coaching assistant following a season coaching cornerbacks at Tufts University in 2023. He spent time as a coaching assistant during the Patriots 2023 training camp.

PLAYING

Tippett played defensive back and was a punt returner at the University of Rhode Island and Towson University. At URI, he earned first-team All-CAA honors as a punt returner and third-team honors at safety.

PERSONAL

Coby Tippett is the son of Andre and Rhonda Tippett and has three sisters, Madison, Asia and Janea. His father, Andre, is a Pro Football and Patriots Hall of Famer who played for the New England Patriots for 11 seasons and currently serves as the executive director of community affairs for the organization.

TIPPETT'S COACHING CAPSULE

Years	Team	Position
2023	Tufts University	Cornerbacks
2024	New England Patriots	Special Teams Coaching Assistant



TIQUAN UNDERWOOD

ASSISTANT WIDE RECEIVERS

7TH COACHING SEASON
7TH NFL SEASON
2ND PATRIOTS SEASON

COACHING

Tiquan Underwood joins the Patriots as assistant wide receivers coach in 2024. He spent six seasons coaching at the collegiate and NFL level following an eight-year playing career in the NFL and CFL, including a stint with New England in 2011.

Underwood most recently spent two seasons as the wide receivers coach and passing game coordinator at the University of Pittsburgh (2022-23). Prior to that, he was the wide receivers coach at his alma mater, Rutgers, (2020-21). His first NFL coaching job came as the offensive quality control coach with the Miami Dolphins in 2019, after a season coaching wide receivers at Lafayette in 2018.

PLAYING

Underwood began his playing career after he was draft-


ed by the Jacksonville Jaguars in the seventh round (253rd pick overall) of the 2009 NFL draft out of Rutgers. He spent two seasons in Jacksonville before playing a season in New England in 2011. He spent time with the Tampa Bay Buccaneers (2012-13) and spent training camp with the Carolina Panthers in 2014 before playing three seasons in the CFL with the Hamilton Tiger-Cats (2015-16) and Montreal Alouettes (2016-17).

PERSONAL

Tiquan Underwood is a native of New Brunswick, N.J., and graduated from Rutgers with a bachelor's degree in sociology. He and his wife, Samantha, have three daughters: Thai, Kali and Skye.

UNDERWOOD'S COACHING CAPSULE

Years	Team	Position
2018	Lafayette	Wide Receivers
2019	Miami Dolphins	Offensive Quality Control
2020-21	Rutgers	Wide Receivers
2022-23	Pittsburgh	Wide Receivers/Passing Game Coordinator
2024	New England Patriots	Assistant Wide Receivers



DREW WILKINS

OUTSIDE LINEBACKERS

15TH COACHING SEASON
15TH NFL SEASON
1ST PATRIOTS SEASON

COACHING

Drew Wilkins joins New England in 2024 as outside linebackers coach after spending the last two seasons coaching outside linebackers with the New York Giants.

In his two seasons with the Giants, Wilkins coached a unit that included OLB Kayvon Thibodeaux, the fifth overall selection in the 2022 NFL Draft. Thibodeaux finished the 2023 season leading the team and recording a career high of 11 ½ sacks, tied for 12th most in the league. Jihad Ward, who had previously played for Wilkins in Baltimore, recorded a career-high of 5 sacks in 2023.

In Wilkins debut season with the team in 2022, Thibodeaux was selected to the All-Rookie Team by the PFWA and was named NFC Defensive Player of the Week for his dominant performance on Dec. 18 in Washington, where he recorded a team-high 12 tackles (9 solo), 3 tackles for loss, and a strip-sack of Taylor Heinicke, whose fumble he recovered and returned one yard for his first NFL touchdown. Thibodeaux also recorded a game-sealing strip-sack in the Giants' Oct. 16 victory over the Baltimore Ravens. After missing the first two games due to injury, Thibodeaux continually improved as the season progressed and was named a Pro Bowl alternate.

Despite being limited to only seven regular season games, second-year pro Azeem Ojulari finished second on the team with 5½ sacks and led the team with three forced fumbles. Ward recorded career-highs of 43 tackles and seven tackles for loss (tied for team-lead).

The 2022 Giants ranked fifth in the NFL in third-down defense, as their opponents converted just 35.1% of their opportunities. The Giants also ranked fifth in the NFL in red-zone defensive efficiency in 2022. The Giants allowed 45 fewer points and recorded seven more sacks than they had the previous season, a major reason their victory total increased by five games, and they earned their first playoff berth since 2016 and won their first playoff game since 2011.

Prior to joining the Giants, Wilkins spent 12 seasons with the Baltimore Ravens, the last 10 working with former Giants defensive coordinator Wink Martindale, including the last four coaching the outside linebackers. That tenure included a Ravens victory in Super Bowl XLVII.

In 2021, the Ravens' defense led the NFL against the run, allowing 84.5 yards a game. Baltimore was third in the league in third down defense, allowing a conversion percentage of just 34.8 (70 of 201). Wilkins mentored rookie outside linebacker Odafe Oweh, who was selected to the All-Rookie Team by the PFWA.

The previous season, the Ravens allowed the NFL's second-fewest points per game (18.9), produced the No. 2 third-down defense (34.0%), and registered an NFL-high 25 forced fumbles. The 2019 Ravens produced a franchise-best 14-2 record, winning a second straight AFC North title. Baltimore allowed the NFL's third-fewest points (17.6) and fourth-fewest net yards (300.6) per game.

Outside linebacker Matthew Judon who was selected to two Pro Bowls (2019, 2020) during his tenure with Wilkins in Baltimore.

Wilkins debuted as Baltimore's outside linebackers coach in 2018, when the Ravens had the league's top-ranked defense, allowing 292.9 yards per game. Baltimore also permitted the league's second-fewest points per game (17.9 a game). Wilkins coached outside linebacker Terrell Suggs, who registered 139.0 career sacks (8th in NFL history) and was selected to seven Pro Bowls.

In 2017, Wilkins worked with a defensive unit that led the league in both takeaways (34) and interceptions (22).

During Wilkins' three seasons (2014-16) as a defensive assistant, he was responsible for the weekly production of the defensive playbook, scouting reports, film breakdown and assisting with the development of the defensive line in practice.

Wilkins joined the organization in 2010 as a football video operations intern before becoming a video coordinator in 2012, when the Ravens won the Super Bowl.

PERSONAL

Wilkins graduated from the University of Maryland in 2010 with a double major in finance and supply chain management. While attending Maryland, he worked as a student assistant under former Maryland head coach Ralph Friedgen and current Penn State head coach James Franklin.

Wilkins hometown is Doylestown, Pa.. He attended La Salle College High School (Wyndmoor, Pa.), where he graduated in 2006 and earned all-league honors as a senior tight end.

Wilkins was selected to the East-West Shrine Game coaching staff (2017-19, 2022) for displaying extraordinary teaching and communication skills in the coaching profession. He also served as the West squad's defensive coordinator in 2019 and the East squad's defensive coordinator in 2022.

Wilkins and his wife, Nurit, have two sons, Benjamin Clarence and Leo Daniel, and a daughter, Emily Nina. His younger brother, Kevin, is a defensive analyst at Michigan.

WILKINS' COACHING CAPSULE

Years	Team	Position
2010-11	Baltimore Ravens	Football Video Operations Intern
2012	Baltimore Ravens	Football Video Coordinator
2013	Baltimore Ravens	Coaching Staff Assistant
2014-16	Baltimore Ravens	Defensive Assistant
2017	Baltimore Ravens	Assistant Defensive Line
2018-19	Baltimore Ravens	Outside Linebackers/Assistant Defensive Line
2020-21	Baltimore Ravens	Outside Linebackers
2022-23	New York Giants	Outside Linebackers
2024	New England Patriots	Outside Linebackers



OMAR YOUNG



OFFENSIVE COACHING ASSISTANT

16TH COACHING SEASON
6TH NFL SEASON
1ST PATRIOTS SEASON

COACHING

Omar Young joins the Patriots as an offensive coaching assistant in 2024 after spending two seasons with the Chicago Bears.

Most recently, Young served as the Bears' assistant quarterbacks and wide receivers coach in 2023, where he coached WR D.J. Moore to career-bests in receptions (96), receiving yards (1,364) and touchdowns (8). Young also spent time coaching running backs in Chicago in 2023, and the offense finished second in the league in rushing for the season. He spent 2022 with Chicago as an offensive quality control coach, returning to the NFL after three seasons coaching at the collegiate level. In 2022, Chicago's offense rushed for a franchise-record 3,014 yards and led the league in rushing yards, rushing average and rushing yards per game.

Young served in various roles at Eastern Illinois University (2019-21), beginning as the running backs coach for the 2019 season before being promoted to co-special teams coordinator for two seasons (2020-21). While working as running backs coach, Young coached two running backs that finished top 10 in rushing in the Ohio Valley Conference in 2021. He also coached a freshman All-American (2019) and a second-team All-OVC kick returner (2020) in his time with the program. Young came to EIU after spending two seasons as an offensive quality control coach for the Green Bay Packers (2017-18).

In his first NFL coaching role, Young spent the 2015 season as an offensive intern for the Cleveland Browns. He then joined the University of South Carolina coaching staff in February 2016 as an analyst before heading to Green Bay in 2017.

Young's first full-time Division I coaching role was at the University of Colorado (2013-14), where he was the team's director of quality control.

Young's coaching career began at the Division II and junior college levels, working with De Anza (Calif.) College in 2009 and Minnesota State Moorhead University in 2010.

Prior to beginning his coaching career, Young worked as an intern for the Oakland Raiders and the Arena Football league's San Jose SaberCats during the 2007-08 seasons, assisting the personnel department.

PLAYING

Young played defensive back at Willamette University for two years before transferring to Savannah State University, where he worked as a student assistant and video coordinator for the football program.

PERSONAL

Young was born on Sept. 3, 1983, and grew up in Oakland, Calif. He currently resides in Massachusetts with his wife, Noel.

YOUNG'S COACHING CAPSULE

Years	Team	Position
2009	De Anza (Calif.) College	Wide Receivers
2010	Minnesota State Moorhead	Secondary & Special Teams Coordinator
2011-12	San Jose State	Graduate Assistant
2013-14	Colorado	Director of Quality Control
2015	Cleveland Browns	Offensive Intern
2016	South Carolina	Analyst
2017-18	Green Bay Packers	Offensive Quality Control
2019	Eastern Illinois	Assistant Football Coach
2020-21	Eastern Illinois	Running Backs & Co-Special Teams Coordinator
2022	Chicago Bears	Offensive Quality Control
2023	Chicago Bears	Assistant Quarterbacks and Wide Receivers
2023	Chicago Bears	Running Backs
2024	New England Patriots	Offensive Coaching Assistant

SKILL DEVELOPMENT



TROY BROWN

 SKILL DEVELOPMENT -
KICK/PUNT RETURNERS

SUPER BOWLS: 01, 03, 04

Brown enters his first season in a new role as a skill development- kick/punt returners. He originally joined the New England Patriots coaching staff in an NFL Minority Coaching Fellowship position in 2019 and then worked with the running backs in 2020 and wide receivers in 2021 while also working with the returners. He has worked with the returners since 2019.

In 2020, Gunner Olszewski was named First-Team All-Pro as a punt returner and led the NFL with 17.3 yards per return. In 2022, the punt return unit ranked first in the NFL for punt return yards and third in total return yards. Brown worked closely with rookie DB Marcus Jones, who ranked second in total return yards, punt return average and first in punt return yards and the longest punt return. Jones was named to the 2023 Associated Press All-Pro first team as a punt returner.

Under his guidance in 2022, WR Jakobi Meyers set new career highs in reception yards (804) and six receiving touchdowns, tripling his previous season high of two receiving touchdowns.

Following the season, Brown served as the head coach of the West team in the East-West Shrine Bowl, leading his team to a 12-3 victory.

Brown spent his entire 15-season career as a wide receiver with the New England Patriots after being drafted by the team in the eighth round (198th overall) of the 1993 NFL Draft out of Marshall. Brown is a three-time Super Bowl champion (XXXVI, XXXVIII, XXXIX), a five-time co-captain, earned Pro Bowl honors in 2001 and was given the Ron Burton Community Service Award in 2004. He is the team's all-time leading punt returner with 252 career returns and 2,625 punt return yards, ranks third all-time in receptions with 557 and ranks third all-time in all-purpose yardage with 11,069 total yards. Brown was inducted to the Patriots Hall of Fame in 2012.

Troy Brown was born on July 2, 1971, in Barnwell, South Carolina. He lettered in both football and track at Blackville-Hilda High School in Blackville, South Carolina, and majored in computer science at Marshall. Since retiring from football, Brown has also worked as a football analyst for NBC Sports Boston. Brown has four sons, Sir'mon, SaanJay, Skylar and Sylas and is engaged to Ana Barros. .



JOE KIM



DIRECTOR OF SKILL DEVELOPMENT

SUPER BOWLS: 18

**FOOTBALL
STAFF**

Joe Kim enters his seventh season with the New England Patriots and fifth as director of skill development in 2023.

Kim joined the Patriots as a defensive assistant/pass rush coach in 2018. Kim originally began coaching in the NFL with the Cleveland Browns under then head coach Bill Belichick as an assistant strength coach/pass rush specialist in 1992. He has since held positions with the Dallas Cowboys, Miami Dolphins, Green Bay Packers, Denver Broncos, New York Giants, Buffalo Bills, Kansas City Chiefs, Chicago Bears,

Washington Redskins and Penn State before joining the New England Patriots.

In 2017, Kim founded Football Combatives, a program that utilizes martial arts-driven techniques and applies them to the game of football. Originally from Bay Village, Ohio, Kim and his wife, Jeana, of 32 years live in Canton, Massachusetts, and have two daughters. Katie lives in Lakewood, Ohio, and Lexi resides in Brooklyn, New York.



MATTHEW SLATER



SPECIAL ASSISTANT TO THE HEAD COACH

SUPER BOWLS: 14, 16, 18

Matthew Slater begins his first season as a special assistant to the head coach after retiring in February following a 16-year playing career with the Patriots.

Slater originally joined the team as a fifth-round draft pick (153rd overall) in the 2008 NFL Draft out of UCLA. He was a 13-time team captain and earned 10 Pro Bowl invitations as a special teamer, the most special teams Pro Bowl honors in NFL history. Steve Tasker has the second-most with seven Pro Bowl selections.

The three-time Super Bowl champion played in 25 post-season games, tied for the eighth-most in team history.

Slater ranks second in team history with 239 total games

played and is the team's all-time leader with 178 total special teams tackles in the regular season and 23 special teams tackles in the postseason. In 2011, Slater was pressed into action on defense, making three starts at safety and finishing with 10 tackles. He also caught his first and only pass, a 46-yard reception from QB Tom Brady at Miami on Sept. 12.

Slater had 11 seasons with 10 or more special teams tackles since 2000, the most in the NFL during that time.

Slater and his wife, Shahrzad, have three sons, Jeremiah, Noah and Micah and a daughter, Hannah.

ALL-TIME COACHING RECORDS

(Listed chronologically)

Coach	Seasons	Years	Regular Season	Win	Postseason	Career	Career
			W-L-T	Pct.	W-L	W-L-T	Win Pct.
Lou Saban*	1.5	1960-61	7-12-0	.368	0-0	7-12-0	.368
Mike Holovak	7.5	1961-68	52-46-9	.528	1-1	53-47-9	.528
Clive Rush**	1.5	1969-70	5-16-0	.238	0-0	5-16-0	.238
John Mazur***	2.0	1970-72	9-21-0	.300	0-0	9-21-0	.300
Phil Bengtson	0.5	1972	1-4-0	.200	0-0	1-4-0	.200
Chuck Fairbanks	6.0	1973-78	46-39-0	.541	0-2	46-41-0	.529
Bullough-Erhardt#		1978	0-1-0	.000	0-0	0-1-0	.000
Ron Erhardt#	3.0	1979-81	21-27-0	.438	0-0	21-27-0	.438
Ron Meyer##	2.5	1982-84	18-15-0	.545	0-1	18-16-0	.529
Raymond Berry	5.5	1984-89	48-39-0	.552	3-2	51-41-0	.554
Rod Rust	1.0	1990	1-15-0	.063	0-0	1-15-0	.063
Dick MacPherson	2.0	1991-92	8-24-0	.250	0-0	8-24-0	.250
Bill Parcells	4.0	1993-96	32-32-0	.500	2-2	34-34-0	.500
Pete Carroll	3.0	1997-99	27-21-0	.563	1-2	28-23-0	.549
Bill Belichick	24.0	2000-23	266-121-0	.687	30-12	296-133-0	.705
All-Time Totals	64.0	1960-2023	541-433-9	.555	37-22	578-455-9	.560

*Released after five games in 1961**Released after seven games in 1970

***Released after nine games in 1972

#Ron Erhardt and Hank Bullough served as co-head coaches during Chuck Fairbanks' one-game suspension (12/18/78).

##Released after five games in 1984.

POSTSEASON GAMES

Coach	Games	Years	W-L-T	Pct.
Mike Holovak	2	1963	1-1-0	.500
Chuck Fairbanks	2	1976, 1978	0-2-0	.000
Ron Meyer	1	1982	0-1-0	.000
Raymond Berry	5	1985, 1986	3-2-0	.600
Bill Parcells	4	1994, 1996	2-2-0	.500
Pete Carroll	3	1997, 1998	1-2-0	.333
Bill Belichick	42	2001, 2003-07, 2009-19, 21	30-12-0	.714
Postseason Totals	59	28 Years	37-22-0	.627

PRESEASON GAMES

Coach	Games	Years	W-L-T	Pct.
Lou Saban	9	1960-61	7-2-0	.778
Mike Holovak	32	1962-68	5-27-0	.156
Clive Rush	9	1969-70	2-7-0	.222
John Mazur	12	1971-72	3-9-0	.250
Chuck Fairbanks	34	1973-78	20-13-1	.603
Ron Erhardt	12	1979-81	7-5-0	.583
Ron Meyer	12	1982-84	3-9-0	.250
Raymond Berry	21	1985-89	10-11-0	.476
Rod Rust	4	1990	0-4-0	.000
Dick MacPherson	8	1991-92	2-6-0	.250
Bill Parcells	16	1993-96	8-8-0	.500
Pete Carroll	13	1997-99	7-6-0	.538
Bill Belichick	90	2000-19, 21-22	50-40-0	.563
Preseason Totals	272	1960-2019, 21-23	124-147-1	.458

OPENING DAY GAMES

Coach	Games	Years	W-L-T	Pct.
Lou Saban	2	1960-61	0-2-0	.000
Mike Holovak	7	1962-68	3-4-0	.429
Clive Rush	2	1969-70	1-1-0	.500
John Mazur	2	1971-72	1-1-0	.500
Chuck Fairbanks	6	1973-78	2-4-0	.333
Ron Erhardt	3	1979-81	1-2-0	.333
Ron Meyer	3	1982-84	2-1-0	.667
Raymond Berry	5	1985-89	5-0-0	1.000
Rod Rust	1	1990	0-1-0	.000
Dick MacPherson	2	1991-92	1-1-0	.500
Bill Parcells	4	1993-96	1-3-0	.250
Pete Carroll	3	1997-99	2-1-0	.667
Bill Belichick	24	2000-23	16-8-0	.667
Opening Day Totals	64	1960-2023	35-29-0	.547

ALL-TIME COACHING ROSTER

TOTAL	YEARS OF					TOTAL	YEARS OF
NAME	POSITION	YEARS	SERVICE	NAME	POSITION	YEARS	SERVICE
Achord, Cam	Assistant Special Teams	2	2018-19		Defensive Coordinator/DL	2	2002-03
	Special Teams Coordinator	3	2020-23		Defensive Coordinator	1	2004
Atkins, David	Offensive Backs	1	1993	Crosby, Steve	Special Teams/Tight Ends	1	1990
Beatty, Bruce	Offensive Line	4	1969-72	Daboll, Brian	Wide Receivers	5	2002-06
Bielema, Bret	Defensive Line	1	2019		Offensive Coaching Assistant	1	2013
Belichick, Bill	Asst. Head Coach/Secondary	1	1996		Tight Ends	3	2014-16
	Head Coach	24	2000-23	Daly, Brendan	Defensive Assistant	1	2014
Belichick, Brian	Safeties	4	2020-23		Defensive Line	4	2015-18
Belichick, Steve	Safeties	3	2016-18	Davidson, Jeff	Tight Ends	1	1997
	Secondary, Safeties	1	2019		Asst. Offensive Line	4	1998-01
	Outside Linebackers	2	2020-21		Asst. Offensive Line/TEs	3	2002-04
	Linebackers	2	2023	Davis, Don	Asst. Strength & Conditioning	1	2007
Bengtson, Phil	Head Coach (Interim)	1/16	1972	DeGuglielmo, Dave	Offensive Line	2	2014-15
Bentley, V'Angelo	NFL Coaching Fellowship/ Defense	2	2022-23	Dotsch, Rollie	Outside Linebackers	2	1975-76
Berry, Raymond	Receivers	4	1978-81	Douglas, Ross	Wide Receivers/ NFL Coaching Fellowship	1	2022
	Head Coach	5.5	1984-89		Wide Receivers	1	2023
Blackmon, Don	Staff Assistant	1	1988	Elias, Bill	Defensive Backfield	2	1969-70
	Linebackers	2	1989-90	Endicott, Steve	Receivers	2.5	1982-84
Brittenham, Dean	Strength/Conditioning	3	1985-87	Erber, Lew	Offensive Coordinator/QBs	3	1982-84
Brasher, Tommy	Linebackers	3	1982-84	Erhardt, Ron	Offensive Backfield	6	1973-78
Bruney, Fred	Defensive Backfield	2	1962-63		Head Coach	3	1979-81
Bryant, Cleve	Offensive Backfield	3	1982-84	Evans, Dick	Defensive Line	2	1971-72
Boudreau, Paul	Offensive Line	1	1997-98	Fairbanks, Chuck	Head Coach	6	1973-78
Boyer, Josh	Defensive Backs	3	2009-11	Fears, Ivan	Wide Receivers	5	1991-92, 99-01
	Cornerbacks	7	2012-18		Running Backs	20	2002-21
Bricillo, Carmen	Offensive Line	2	2020-21	Ferentz, Brian	Offensive Assistant	1	2010
Brown, Corwin	Defensive Backs	1	2010		Tight Ends	1	2011
Brown, Troy	Running Backs, Kick Returners	1	2020	Fisch, Jedd	Quarterbacks	1	2020
	Wide Receivers, Kick Returners	3	2021-23	Fletcher, Tom	Defensive Backfield	2	1971-72
Bullough, Hank	Defensive Line	7	1973-79	Flores, Brian	Offensive Assistant/Special Teams	1	2010
Cabrera, Moses	Asst. Strength & Conditioning	5	2011-15		Defensive Assistant	1	2011
	Head Strength & Conditioning	8	2016-23		Safeties	4	2012-15
Caley, Nick	Tight Ends	6	2017-22		Linebackers	3	2016-18
Campbell, Marion	Defensive Line	2	1962-63	Gerber, Norm	Inside Linebackers	2	1991-92
Capers, Dom	Special Asst./Secondary	1	2008	Godsey, George	Offensive Assistant	1	2011
Cappelletti, Gino	Special Teams	3	1979-81		Tight Ends	2	2012-13
Carroll, Pete	Head Coach	3	1997-99	Graham, Patrick	Defensive Assistant	1	2010
Carthon, Maurice	Offensive Assistant	2	1994-95		Linebackers	3	2011, 14-15
	Running Backs	1	1996		Defensive Line	2	2012-13
Carr, Jim	Defensive Backfield	5	1985-89	Gibson, Claude	Defensive Backfield	1	1968
Caruthers, LeBaron	Strength & Conditioning	3	1982-84	Grier, Bobby	Offensive Backfield	9	1981, 85-92
Casario, Nick	Wide Receivers	1	2007	Groh, Al	Defensive Coordinator/LBs	4	1993-96
Collier, Joe	Defensive Backfield	2	1960-61	Hamilton, Ray	Asst. Defensive Line	5	1985-89
	Defensive Coordinator	2	1991-92		Defensive Line	3	1997-99
Collier, Joel	Asst. Running Backs/WR	2	1991-92	Hardy, James	Asst. Strength & Conditioning	2	2016-17
	Asst. Secondary	1	2005	Hardegree, Bo	Quality Control/QBs	1	2021
	Secondary	2	2006-07	Hoaglin, Fred	Offensive Line	4	1993-96
Covington, DeMarcus	Outside Linebackers	1	2019	Holovak, Mike	Offensive Backfield	1.5	1960-61
	Defensive Line	4	2020-23		Head Coach	7.5	1961-68
Coury, Dick	Offensive Coordinator	2	1991-92	Houston, Joe	Assistant Special Teams	4	2020-23
Crennel, Romeo	Defensive Line	4	1993-96	Hufnagel, John	Quarterbacks	1	2003
	Defensive Coordinator	1	2001	Hughes, Tyler	Offensive Assistant	3	2020-22

ALL-TIME COACHING ROSTER

TOTAL NAME	YEARS OF POSITION	YEARS	SERVICE	NAME	POSITION	TOTAL YEARS	YEARS OF SERVICE
Humenuik, Rod	Asst. Head Coach/O-Line	5	1985-88	Nash, Harold	Asst. Strength & Conditioning	6	2005-10
	Offensive Line	3	1990-92		Strength & Conditioning	5	2011-15
Jackson, Harold	Receivers	5	1985-89	Nelsen, Bill	Quarterbacks	2	1973-74
				Nelson, Steve	Linebackers	1	1990
Johnson, Pepper	Assistant Linebackers	1	2000				
	Inside Linebackers	3	2001-03				
	Defensive Line	8	2004-11				
	Linebackers	2	2012-13	O'Brien, Bill	Wide Receivers	1	2008
Judge, Joe	Assistant Special Teams	3	2012-14		Quarterbacks	2	2009-10
	Special Teams	4	2015-18		Offensive Coordinator/QBs	2	2011, 2023
	Special Teams Coordinator/WRS	1	2019	O'Brien, Scott	Special Teams	6	2009-14
	Offensive Assistant/ Quarterbacks	1	2022	O'Shea, Chad	Receivers	10	2009-18
	Assistant Head Coach	1	2023	Palmer, Chris	Wide Receivers	4	1993-96
Jones, Keith	NFL Coaching Fellowship/ Defense	1	2023	Parcells, Bill	Linebackers	1	1980
					Head Coach	4	1993-96
Jones, Stan	Defensive Line	2	1991-92	Parker, Johnny	Strength/Conditioning	7	1993-99
Kennan, Larry	Offensive Coordinator	1	1997	Parilli, Babe	Quarterbacks	1	1981
Khayat, Eddie	Defensive Line	5	1985-89	Patricia, Matt	Asst. Offensive Line	1	2005
Kim, Joe	Director of Skill Development	1	2019		Linebackers	5	2006-10
Kinard, Billy	Defensive Backfield	2	1979-80		Safeties	1	2011
Klemm, Adrian	Offensive Line	1	2023		Defensive Coordinator	6	2012-17
Lantz, Rick	Linebackers	1	1981		Senior Football Advisor/ Offensive Line	1	2022
Lawing, Will	Tight Ends	1	2023	Patterson, Andre	Defensive Assistant	1	1997
Lindsey, Dale	Defensive Line	1	1990	Paul, Markus	Asst. Strength & Conditioning	5	2000-04
Lombardi, Mick	Assistant Quarterbacks	1	2019	Pees, Dean	Linebackers	2	2004-05
	Wide Receivers	2	2020-21		Defensive Coordinator	4	2006-09
Loudd, Rommie	Linebackers	1	1966	Pelini, Bo	Linebackers	3	1997-99
Lynn, Ron	Defensive Backs	3	1997-99	Pellegrino, Mike	Cornerbacks	5	2019-23
MacPherson, Dick	Head Coach	2	1991-92	Perkins, Ray	Receivers	4	1974-77
Mangini, Eric	Defensive Backs	5	2000-04		Offensive Coordinator	4	1993-96
	Defensive Coordinator	1	2005	Polonchek, John	QBs/Special Asst. to Coach	12	1975-80, 85-90
Mangurian, Pete	Tight Ends	4	2005-08	Pope, Mike	Running Backs	1	1994
Mayo, Deron	Asst. Strength & Conditioning	6	2018-23		Tight Ends	2	1995-96
Mayo, Jerod	Inside Linebackers	3	2019-21	Popovich, Cole	Assistant Running Backs	1	2019
	Linebackers	2	2022-23		Offensive Line	1	2020
McDaniels, Josh	Quarterbacks	2	2004-05	Raye, Jimmy	Offensive Coordinator/QBs	1	1990
	Offensive Coordinator/QBs	13	2006-08, 2012-19, 21	Rehbein, Dick	Quarterbacks	2	2000-01
				Reilly, Jack	Quarterbacks	2	1998-99
	Offensive Coordinator	1	2020	Richardson, Jesse	Defensive Line	5	1965-69
McLaughlin, Leon	Offensive Line	1	1977	Ringo, Jim	Offensive Line	4	1978-81
Mazur, John	Offensive Backfield	1.5	1969-70	Roach, Dick	Defensive Backs	1	1981
	Head Coach	2.5	1970-72	Rothstein, Evan	Offensive Assistant	1	2022
Melvin, Randy	Defensive Line	2	2000-01		Assistant Quarterbacks	1	2023
Meyer, John	Linebackers	4	1969-72	Rowan, Keith	Special Teams	1	1989
Meyer, Ron	Head Coach	2.5	1982-84	Rush, Clive	Head Coach	1.5	1969-70
Miller, Burnie	Special Teams	1	1972	Rust, Rod	Defensive Coordinator Head Coach	5 1	1983-87 1990
Miller, Red	Offensive Line	6	1960-61, 73-76	Rutigliano, Sam	Off. Backs/Receivers	3	1971-73
Moore, Myrel	Outside Linebackers	2	1991-92	Ryan, Rob	Linebackers	1	2000
Mora, Jim	Defensive Coordinator	1	1982		Outside Linebackers	3	2001-03
Morris, Guy	Asst. Offensive Line	2	1988-89				
Muir, Bill	Offensive Line	3	1982-84	Saban, Lou	Head Coach	1.5	1960-61

ALL-TIME COACHING ROSTER

TOTAL		YEARS OF				TOTAL		YEARS OF		
NAME	POSITION	YEARS	SERVICE	NAME	POSITION	YEARS	SERVICE	NAME	POSITION	
Scarnecchia, Dante	Special Teams/TEs	7	1982-88	Uyrus, Dave	Asst. Special Teams/DL	2	1991-92			
	Special Teams/TEs	2	1991-92	Valek, Jim	Special Teams	3	1973-75			
	Special Assistant	2	1993-94	Ventrone, Ray	Assistant Special Teams	3	2015-17			
	Defensive Asst./LBs	2	1995-96	Waldron, Shane	Tight Ends	1	2009			
	Special Teams	2	1997-98	Walker, DeWayne	Defensive Assistant/DBs	3	1998-00			
	Offensive Line	5	1999, 2016-19	Walker, Dick	Defensive Backs	1	1977			
	Asst. Head Coach/Off. Line	15	2000-13	Walters, Steve	Defensive Backs	3	1982-84			
Schuplinski, Jerry	Assistant Quarterbacks	3	2016-18		Wide Receivers	2	1997-98			
Seely, Brad	Special Teams	10	1999-08	Weaver, Larry	Defensive Backfield	4	1973-76			
Shinnick, Don	Linebackers	5	1985-89	Weber, Chuck	Defensive Line/Backfield	4	1964-67			
Shurmur, Fritz	Defensive Line	4	1978-81	Weis, Charlie	Tight Ends	2	1993-94			
Sidwell, Steve	Linebackers	3	1982-84		Running Backs	1	1995			
	Defensive Coordinator	3	1997-99		Wide Receivers	1	1996			
Simmons, Jerry	Strength/Conditioning	3	1988-90		Offensive Coordinator/RBs	1	2000			
Smith, Carl	Asst. Head Coach/QBs	1	1997		Offensive Coordinator/RBs/QBs	1	2001			
	Tight Ends	2	1998-99		Offensive Coordinator/QBs	1	2002			
Smith, Jerry	Defensive Line	2	1960-61		Offensive Coordinator	2	2003-04			
Spinney, Art	Offensive Line	7	1962-68	West, Charlie	Defensive Backs	2	1991-92			
Steckel, Les	Quarterbacks/Receivers	4	1985-88	Wilson, Kirby	Running Backs	3	1997-99			
Stoltz, Jerry	Receivers	4	1969-72	Woicik, Mike	Strength and Conditioning	11	2000-10			
Sumner, Charlie	Linebackers/Secondary	6	1973-78	Wood, Richard	Receivers	2	1989-90			
	Defensive Coordinator/DBs	1	1990	Yates, Billy	Assist. Offensive Line	3	2021-23			
Sunseri, Vinnie	Running Backs	3	2021-23	Yewcic, Tom	Offensive Backs/Sp Teams	3	1976-78			
Sweatman, Mike	Special Teams	4	1993-96	Zampese, Ernie	Offensive Coordinator	2	1998-99			
Taseff, Carl	Defensive Backs	1	1964	The coaches listed above are the all-time, full-time position coaches only						
Trott, Bob	Defensive Backs	3	1993-95							





ELIOT WOLF



EXECUTIVE VICE PRESIDENT OF PLAYER PERSONNEL

SUPER BOWLS: 10

Eliot Wolf enters his fifth season with the Patriots after being hired in March 2020 and is entering his first season as executive vice president of player personnel after being named to the position on May 11, 2024.

Wolf spent the last two seasons as director of scouting, after originally joining the Patriots as a scouting consultant in 2020.

Prior to joining New England, Wolf spent the 2018 and 2019 seasons as the Cleveland Browns' assistant general manager. Before to his time in Cleveland, Wolf spent 14 years in various roles with the Green Bay Packers.

During his time in Green Bay, the Packers earned 10 trips to the playoffs, seven NFC North division titles and a victory in Super Bowl XLV.

Wolf originally joined the Packers as a pro personnel assistant in 2004. He was promoted to assistant director of pro personnel in 2008. He spent 2011 as assistant director of

player personnel before serving as director of pro personnel for three seasons (2012-14). Wolf was elevated to director of player personnel in 2015 and spent his final two seasons (2016-17) with the Packers as director of football operations. Wolf is the son of former Green Bay Packers general manager and 2015 Pro Football Hall of Fame inductee Ron Wolf.

Wolf earned a B.A. in English from the University of Miami, where he served as a volunteer in the recruiting department from 2000-03, including for the 2001 NCAA National Championship team. He graduated in December 2003 after just three and a half years in order to begin his NFL career before the 2004 NFL Draft.

Wolf and his wife, Regan, have three daughters, Daisy, Liza and Sylvia.



MATT GROH



DIRECTOR OF PLAYER PERSONNEL

SUPER BOWLS: 14, 16, 18

Matt Groh enters his 14th season with the Patriots and his third as Director of Player Personnel. He served two years as a national scout, six as an area scout and the 2021 season as College Scouting Director. He joined the organization in July 2011 as a scouting assistant and served in that role for two seasons. Groh was a quarterback at Princeton Universi-

ty, where he graduated in 2003 with a psychology degree. He later earned a law degree from the University of Virginia in 2008.

A native of Hingham, Mass., Groh graduated from Cham-inade High School on Long Island. Groh and his wife, Courtney, have a daughter, Emma, and a son, Ryan.



ALONZO HIGHSMITH

SENIOR PERSONNEL EXECUTIVE



Alonzo Highsmith joins the Patriots in 2024 as the senior personnel executive.

Highsmith most recently served as the General Manager of Football Operations for the University of Miami for the last two years (2022-23). Prior to his role at the University of Miami, he worked as the Senior Executive Advisor to the General Manager for the Seattle Seahawks (2020-22), Vice President of Personnel for the Cleveland Browns (2018-19), and spent 13 years in the personnel with Green Bay and six seasons as a Senior Personnel Executive for the Green Bay (2012-17).

Following his six-year playing career in the NFL as a running back, Highsmith amassed a 27-1-2 record over a four-year boxing career. Twenty three of his victories came by way

of knockout.

Highsmith was drafted with the third overall pick in the 1986 NFL draft by the Houston Oilers and spent three seasons with the team (1987-89). He also played for the Dallas Cowboys (1990-91) and the Tampa Bay Buccaneers (1991-92).

As a freshman at the University of Miami, Highsmith was a member of the 1983 Hurricanes football team that claimed a national title. He was a three-year starter under head coach Jimmy Johnson, playing fullback.

Originally from Barstow, Florida, Highsmith attended Christopher Columbus High School. He earned All-American recognition for football, but also ran track and played basketball.



MIKE ARONIAN

SENIOR SOFTWARE ENGINEER



Michael Aronian enters his sixth season as a software engineer for the New England Patriots. Michael joined the organization as an intern in November 2018 before joining the staff full time in April of 2019. Michael studied Mathematics at Salem State University. Prior to joining the Patriots,

Michael worked with 4th and 5th grade students in special education at Bedford Public Schools. Michael was born and raised in Chelmsford, Mass., where he attended Chelmsford High School.



CASEY BELONGIA

AREA SCOUT (MIDWEST)




Casey Belongia begins his first season with New England as a Midwest area scout.

He joined New England after 10 seasons with the Jacksonville Jaguars. He started with the Jaguars as a scouting intern in 2014, before serving as a scouting assistant for two seasons (2015-16). Belongia was a West Coast scout for Jacksonville for six seasons and served as a pro scout for the Jag-

uars last season. He spent seven seasons as an equipment assistant while in high school and college with the Green Bay Packers beginning in 2007.

Belongia graduated from St. Norbert College (De Pere, Wisconsin) in 2014. He and his wife, Megan, have a daughter, Hadley.



ALEX BROOKS

 AREA SCOUT (SOUTHWEST)


SUPER BOWLS: 18

Alex Brooks begins his seventh season with the New England Patriots in 2023 and fourth as an area scout, responsible for the Southwest territory. He originally joined the Patriots as a scouting assistant in May 2018. Prior to joining the NFL ranks, Brooks spent the 2018 Spring Season at John Carroll University, serving as assistant DL/RB Coach. Prior to coaching, Brooks played at West Virginia University from

2013-2016. He was coached by Dana Holgorsen and was a member of the 10-3, 2016 team that made an appearance in the Russell Athletic Bowl. He graduated from West Virginia with a degree in Sports Psychology and a minor in Communications in May 2017. A native of Cleveland, Ohio, Brooks graduated from Mayfield High School in 2013 where he was a letterman in football and track.



MAYA ANA CALLENDER

 SCOUTING ASSISTANT

Maya Ana Callender joined the Patriots in 2023 following four years serving as the Director of Football Operations & Pro Liaison at Princeton University from 2019-23. She was responsible for internal and external aspects of the program.

Prior to Princeton, Callender spent a year at Belhaven University in Jackson, Mississippi while working in an interim director of football operations role.

Callender completed a training camp football operations

rotational internship with the Philadelphia Eagles, where she worked with internal operations and personnel staff. She was also named a 2022 Nunn Wooten Scouting Fellow for the Tampa Bay Buccaneers.

The Bronx, New York native graduated from Utica University in 2016 with a Marketing Management degree.



EMILY CAPPRIANI

 SOFTWARE ENGINEER

Emily Cappriani enters her third season with the New England Patriots as a software engineer. She spent six months working as an intern in the department while she completed her degree.

Prior to New England, Cappriani interned at Trinity College in the IT department and at Brown Brothers Harriman as a systems intern.

Cappriani graduated from Trinity College in 2022 with a degree in computer science. She was also on the varsity swim team all four years.

A native of Norton, Massachusetts., Cappriani attended Norton High School.



MARQUIS DICKERSON

 PRO SCOUT

PRONOUNCED MARKUS

Marquis Dickerson enters his third season with the Patriots and first season as a pro scout. Dickerson spent his first two seasons in New England as a scouting assistant. Prior to the Patriots, Dickerson spent the 2021 season as a Player Personnel Intern with the Green Bay Packers.

After playing along the Defensive Line at Notre Dame,

Dickerson entered the private sector joining E&J Gallo Winery as a member of the Sales Leadership and Development program. During that time, he also served as DL Coach at Saint Peter's Prep in Jersey City, NJ from 2017-2021.

Dickerson, a native of Marianna, Arkansas, holds a BBA from Notre Dame's Mendoza College of Business and is married to former Notre Dame track athlete, Taylor.



MATT EVANS

 NATIONAL SCOUT (EAST)

Matt Evans enters his 11th NFL season in 2024 after joining New England during the 2021 offseason. Prior to his current role, Evans spent seven seasons with the Washington Commanders.

Evans originally joined Washington in 2014 as a player personnel assistant. He transitioned into area scouting in 2015 and oversaw scouting operations in the Northeast region from 2015-18 and the Southeast region from 2019-20. In 2013, Evans participated in rookie minicamps with the New England Patriots and the Philadelphia Eagles after completing a collegiate playing career at the University of New Hampshire from 2008-12. Evans was a four-year linebacker

at New Hampshire, posting a school-record 460 career tackles and becoming only the fifth player in UNH history to have his jersey number (No. 52) retired. The three-time Walter Camp All-American earned the Buck Buchanan Award, given annually to the most outstanding defensive player in the FCS, in 2011. He was inducted into the UNH Athletics Hall of Fame as part of the Class of 2018 and was inducted into the Thayer Academy (Braintree, Ma.) Sports Hall of Fame in 2023. Evans graduated with a bachelor's degree in business administration in December 2012. He is a native of Hanover, Massachusetts. He and his wife, Tricia, have a son, Jackson.



SAM FIORONI

 ASSISTANT DIRECTOR OF PRO PERSONNEL

Sam Fioroni enters his fourth season with the Patriots personnel department and first season as assistant director of pro personnel.

Fioroni joined the Patriots as a pro scout after completing his MBA from the University of Notre Dame, where he also worked for Notre Dame football's recruiting department. He previously worked for the Cleveland Browns, spending three seasons in various roles within their scouting department.

Prior to his time with the Browns, Fioroni was the wide receivers coach at the University of Chicago, where he helped guide the Maroons to a conference championship.

Fioroni was a four-year letterman at Denison University, earning all-conference honors three times while setting the school record for all-purpose yards. He graduated from Denison in 2013 with a bachelor's degree in economics. He and his wife, Sarah, are Michigan natives.



JUSTIN HICKMAN

 AREA SCOUT (NORTHEAST)

Justin Hickman enters his fourth season with the Patriots after spending the 2020 season as an analyst/scouting manager for the Tampa Bay Vipers.

Prior to the NFL, Hickman was a scout for the Toronto Argonauts from 2017-19. His scouting career came after playing across both the NFL and CFL between 2007-16. As a defensive end, Hickman represented the Indianapolis Colts, Ham-

ilton Tiger-Cats and Los Angeles Avengers. In 2007, Hickman graduated from UCLA with a history degree and later spent time on the Washington Football Team's roster.

Hickman was born in El Paso, Texas, and grew up in Glendale, Arizona. He completed his master's degree in sports administration at Wayne State University.



J.T. HILL

 AREA SCOUT (WEST)

J.T. Hill enters his third season with New England after a brief stint with Temple University as director of player personnel.

Hill joined Temple after one season as director of recruit-ment/player personnel and pro liaison at Florida International.

Prior to FIU, Hill spent the 2020 season at Tennessee as the assistant director of player personnel. Hill also spent time

during 2019 with the Miami Dolphins as a scouting assistant.

A native of Centre, Alabama, Hill spent 2016-2019 on staff at Alabama as a recruiting specialist, helping the Crimson Tide to not only the 2017 National Championship but also the No. 1 ranked recruiting class in 2017 and 2019.



JOSH HINCH

 AREA SCOUT (SOUTHEAST)

Josh Hinch is in his fourth year in the Patriots personnel department. He joined the Patriots after serving as the Director of Player Personnel with the Tampa Bay Vipers of the NFL and the Personnel Director for the Orlando Apollos of the Alliance of American Football. Hinch spent three seasons as a scouting assistant with the Tampa Bay Buccaneers from June 2015 through May of 2018. A graduate of South

Carolina, where he played running back, Hinch served as the running backs coach for SUNY Maritime College in 2012 and then spent six months as a strength and conditioning coach for football, track and field and men's soccer at South Carolina before serving for a season at Northwestern as the recruiting assistant and special teams quality control.



TUCKER INGRAHAM

 NATIONAL SCOUT (CENTRAL)

SUPER BOWLS: 18

Tucker Ingraham enters his eighth season with the New England Patriots and his fourth as a national scout after two years as an area scout. Ingraham joined the organization in May of 2017 as a scouting assistant. He spent four summers as a football operations intern, from 2013 to 2016, assisting with the team's training camp operations, team travel and day-to-day logistical needs of players and staff. Ingraham

joined the Patriots full-time after graduating from Wesleyan University in 2017, where he served as a student assistant on the coaching staff and graduated with a degree in American Government. A native of Northport, New York, Ingraham graduated from Northport High School in 2013, where he was a letterman in ice hockey.



TONY KINKELA

 NATIONAL SCOUT (WEST)

SUPER BOWLS: 20

Tony Kinkela enters his third season with New England after spending 13 seasons with the Tampa Bay Buccaneers, including 11 years as an area scout. He originally joined Tampa Bay as a combine scout, focusing on the NFL Combine and working with the NFL in selecting invitees to the annual event.

Prior to joining Tampa Bay, he spent three seasons as the director of football operations for the Tulane Green Wave (2006-08).

During the 2004 and 2005 campaigns, Kinkela was the assistant director of football operations at Washington State. He also served as the assistant recruiting coordinator during the same period, coordinating on-campus official and unoffi-

cial visits and oversaw the recruiting film system. As a member of the Cougar's staff, Kinkela was a part of Washington State's 2003 Rose Bowl and Holiday Bowl teams, and the 2001 Sun Bowl squad.

As a student at Washington State, Kinkela served as a student assistant for the football team from 2001 through 2004 and was a student representative for the NCAA Peer Review Board. A native of Graham, Washington, he received his bachelor's degree in sports management in 2004 and his master's degree in education administration in 2011 from Washington State. Kinkela and his wife, Merilee, have a son, Koen, and a daughter, Kenley.



BOB KRONENBERG

 PRO SCOUT

Bob Kronenberg enters his first season with New England as a pro scout. He most recently served as an assistant offensive line coach with Atlanta (2019-20) after serving as an area scout with the Falcons from 2012 through the 2018 season.

Kronenberg spent seven seasons with the Georgia Force of the AFL serving as the assistant head coach and defensive coordinator from 2003-08. In 2005, the Force defense topped the League in touchdown passes against (67) while the team made an Arena Bowl appearance.

Prior to joining the Force staff, he served as an assistant coach with the Nashville Kats of the AFL in 2001.

Kronenberg attended St. Cloud State (MN) and was a standout in football and track. Following his graduation, he was signed as a rookie free agent by the Tampa Bay Buccaneers in 1993. Kronenberg's playing career also included four seasons in NFL Europe, three years in the Canadian Football League and a training camp appearance with the Washington Redskins in 1998.



NANCY MEIER

 **DIRECTOR OF SCOUTING ADMINISTRATION**

SUPER BOWLS: 01, 03, 04, 14, 16, 18

Nancy Meier is enjoying her 50th season with the Patriots and is the longest tenured full-time employee on staff. Meier joined the scouting department on Oct. 20, 1975, and has worked with 10 different Patriots coaching staffs. She has been a part of each of the franchise's 11 Super Bowl appearances and has been with the organization for 27 of the team's 28 playoff seasons. In her current role, Meier's

responsibilities include coordinating logistics for all of the Patriots scouts, free agent signings, draft choices and try-outs. She also serves as the team's liaison to the league for all personnel communication, including the daily reporting of all transactions on the waiver wire. The Meier family resides in Bridgewater, Massachusetts.



RICHARD MILLER

 **DIRECTOR OF RESEARCH**

SUPER BOWLS: 01, 03, 04, 14, 16, 18

Richard Miller is in his 29th season with the Patriots. Miller joined the Patriots as player compensation analyst in March 1996 and was promoted to director of research in 2001. Miller is responsible for managing the Patriots salary cap and player costs; player contract research and statistical trends; financial and strategic planning; and assisting the personnel department with draft, free agency and game advance analytics. A

native of Hortonville, Wisconsin, Miller graduated from Carroll University with a bachelor's degree in finance and economics in 1993 and from Brandeis University with a master's degree in international economics in 1996. Miller also matriculated at Aberystwyth University in Wales and the National University of Singapore. Miller resides in Franklin, Massachusetts, with his wife, Sharon, and two sons, Colin and Joshua.



MARSHALL OIUM

 **DIRECTOR OF FOOTBALL STRATEGY**

SUPER BOWLS: 18

PRONOUNCED OY-um

Marshall Oium enters his seventh season with the Patriots personnel department and his first as director of football strategy. Prior to his current role, Oium spent a season as assistant director of scouting and five seasons as a pro scout.

Oium joined the Patriots after four seasons with the Cleveland Browns, serving as a pro scout during the 2016 and 2017 seasons after serving as a scouting assistant in his

first two seasons. Prior to his time with the Browns, Oium worked as a commodities trader with Marquette Partners from 2011-13.

Oium played four years of quarterback for the University of Chicago, while also playing baseball for the school as an outfielder and pitcher. A native of Temecula, California, Oium graduated from the University of Chicago in 2011 with a bachelor's degree in economics. He and his wife, Emely, have a daughter, Ryan, and a son, Harrison.



A.J. RICHARDSON

 SCOUTING ASSISTANT

A.J. Richardson begins his first season as a scouting assistant with New England after joining the Patriots from the University of Missouri. Richardson played college football at Boise State and was signed by the Arizona Cardinals as a rookie free agent in 2019 and spent two seasons with the

Cardinals on the practice squad. He also played for the Michigan Panthers of the USFL in 2022.

Richardson is a native of Lomita, California and played football at Narbonne High School.



KEITHEN SHEPARD

 DATA ENGINEER

Keithen Shepard enters his third season with the Patriots as a data engineer. He first began working with the team in January 2022 while finishing his studies.

Shepard graduated with a degree in computer science from MIT in 2021. He continued his studies and completed

a master's degree in engineering at his alma mater in 2022. During his time with MIT, Shepard played wide receiver for the Engineers.

A native of Vancouver, Washington., Shepard previously held an internship at Amazon in Software Development.



LANDON SIMPSON

 SCOUTING ASSISTANT

Landon Simpson begins his first season with New England as a scouting assistant. He spent the last two seasons with the University of Miami as a coordinator of player personnel/head coach recruiting analyst.

Prior to that position, he served as the recruiting coordi-

nator for football at Texas State University. Simpson worked as a video coordinator and a player personnel intern while a student at Texas A&M from 2019 through 2022.

He graduated with a degree in Sports Management from Texas A&M.



BRIAN SMITH

 PERSONNEL COORDINATOR

SUPER BOWLS: 01, 03, 04, 14, 16, 18

Brian Smith is in his fourth season as a personnel coordinator after nine seasons as a college scouting coordinator and two seasons as the assistant director of college scouting. He spent six seasons as a pro scout for the Patriots and has served in a number of roles for the team since 2000. In 2006, he served as a special assignment scout for the Patriots. From 2004-05, Smith served as the Patriots director of operations, handling the logistical coordination of the team's football operations, including team travel and training camp operations,

as well as various day-to-day logistical needs of players and staff. He originally joined the Patriots in 2000 and assisted the coaching staff for four seasons from 2000 through 2003. The Marathon, Florida, native is a Providence College graduate and also attended Davidson (North Carolina) College, where he played football. He is a graduate of Phillips Academy in Andover, Massachusetts, where he lettered in football. Smith and his wife, Carrie, were married in 2009. They have two children - a son, Thomas and a daughter, Delia Grace.



BRYSON SPEAS

 SCOUTING ASSISTANT

Bryson Speas joined the Patriots in 2023 as a scouting assistant.

Speas played five seasons on the offensive line at North Carolina State where he was team captain and four-year

starter. He graduated with a degree in psychology in December of 2021.

Speas is originally from Greensboro, N.C. He and his fiancée, Kendall have a dog named Hendrix.



PATRICK STEWART

 DIRECTOR OF PRO PERSONNEL

SUPER BOWLS: 14, 16

Patrick Stewart re-joined New England in the 2023 offseason after spending 11 seasons with the organization from 2007 through the 2017 season. He enters his first season in 2024 as director of pro personnel following one season as a senior personnel advisor.

Stewart most recently served as the Vice President of Player Personnel for the Carolina Panthers for two seasons (2021-22), after originally joining the Panthers as the Director of Player Personnel in 2020. Prior to joining the Panthers, he worked as a national scout for the Philadelphia Eagles (2018-

19). Stewart originally joined the Patriots in 2007 as a scouting assistant, then served as a pro scout from 2010-12 and an area scout in 2009 and from 2013 through the 2017 season.

Prior to entering the NFL, Stewart worked with Temple (2006), Western Carolina (2005) and Ohio State (2000-04). Stewart was born in Steubenville, Ohio, and attended Indian Creek High School before earning a Bachelor of Arts in political science from Ohio State. He and his wife, Whitney, have two sons, Theo and Calvin.



CAMREN WILLIAMS

DIRECTOR OF COLLEGE SCOUTING



SUPER BOWLS: 16, 18

FOOTBALL
STAFF

Camren Williams enters his ninth season with the New England Patriots and third as director of college scouting after serving three seasons as an area scout and serving as a national scout in 2021. Williams joined the organization in February 2016 as a scouting assistant.

He came to the Patriots following his graduation from Ohio State, where he was a four-year letterman for the Buckeyes from 2012-15. Coached by Urban Meyer and a member of the 2014 College Football Playoff National Championship team, Williams was a part of a senior class that held a 50-4

record over four seasons. He graduated from Ohio State in December 2015 with a degree in strategic communications and a minor in consumer science.

A native of Easton, Massachusetts, Williams graduated from Catholic Memorial High School in 2012. Williams' father, Brent, was drafted by the New England Patriots in 1986 and played 11 seasons in the NFL, including his first eight pro seasons with New England. Williams finished his Patriots career with 43½ sacks, which is 10th all-time in franchise history.





ROBYN GLASER



**EVP, FOOTBALL BUSINESS & SENIOR
ADVISOR TO THE HEAD COACH**

SUPER BOWLS: 14, 16, 18

Robyn Glaser enters the 2024 season as executive vice president of football business and senior advisor to the head coach after previously holding the position of senior vice president, business affairs, and chief administrative officer of football. Her transition into the role came following 17 seasons with the organization.

Glaser entered the organization as senior advisor to ownership in 2007 and also assumed the role of club counsel for the team. She became a vice president in 2011 and senior vice president in 2018. In 2022, she assumed her position as senior vice president, business affairs, and chief administrative officer of football.

In her current role, in addition to separate responsibilities and duties for ownership and the Kraft Group companies, Glaser handles business matters for the football team that include business negotiations, finance, HR, technology, legal, compliance and league relations. She also serves as a business advisor to head coach Jerod Mayo.

Prior to joining the organization, Glaser served as a global senior vice president at EMI Recorded Music, working as part of one of the first ever digital media departments in the music industry. She started her career as an associate specializing in mergers and acquisitions and securities at a global law firm based in New York City.

Robyn holds a joint JD/MBA from Washington University School of Law and the John M. Olin School of Business at Washington University and a B.A. in government and economics from Colby College.

Glaser works with a number of Boston-based organizations focused on issues of justice and equity. She is co-founder and chairman of the board of Put Me In!.



ATURO ADKINS




**COORDINATOR, FOOTBALL OPERATIONS/
TEAM LOGISTICS**

Aturo Adkins is entering his third season with the Patriots and first season as coordinator of football operations and team logistics. He spent the first two seasons working as a football operations assistant.

Prior to that, Adkins interned for three summers in football operations with the team.

Adkins was a four-year letterman in football at Dickinson College, where he earned a B.A. in International Studies. The Boston, Massachusetts native attended St. Sebastian's, where he graduated in 2014.



RICHARD ARMAND



DIRECTOR OF PLAYER ENGAGEMENT AND PLAYER AFFAIRS

SUPER BOWLS: 18

Richard Armand enters his eighth season overall with the New England Patriots and sixth in football operations after two seasons as an equipment assistant. Armand attended Gordon College where he played basketball and tennis. He graduated in 2016 with a bachelor's degree in English and

middle school education.

Armand was born on May 9, 1994. He grew up in Hempstead, New York, and graduated from the Stony Brook School in 2012.



BOBBY BROWN



DIRECTOR OF FOOTBALL OPERATIONS

SUPER BOWLS: 16, 18

Bobby Brown returns to the New England Patriots as director of football operations after spending a season at the Houston Texans as the associate director of football administration.

In Brown's first stint with the Patriots, he spent three seasons as associate director of football administration and three seasons as a football operations assistant. Brown initially joined the organization as an equipment intern in 2016.

The Malden, Massachusetts, native majored in recreation sport and wellness as an undergrad at Gordon College before completing his master's degree in leadership and administra-

tion with a focus in sports leadership from Boston College. While earning his master's degree at B.C., Brown worked for the football team for two seasons. Brown's brother, Andrew, is the senior director of football administration for the Houston Texans. Brown and his wife, Kelsey, are expecting their first child in September.



DAN FAMOSI

 INFORMATION TECHNOLOGY SPECIALIST

SUPER BOWLS: 01, 03, 04, 14, 16, 18

Dan Famosi originally joined the New England Patriots organization in 2000 as a senior developer and enters his 25th season with the organization as an information technology specialist.

Famosi's main responsibilities include handling the day-to-day information technology needs of the coaching, scouting and football operations staffs, supporting and maintaining the team's electronic playbooks, providing technical

support for the team during road games and is the day of game sideline communications technician. Famosi has also maintained research databases for the New England Patriots scouting staff.

Famosi and his wife, Carol, reside in Brockton, Massachusetts, where they raised three children, Brooklyn, Kelsey and D.J. They are proud grandparents to Carly, Ben and Enzo.



SARAH JACKSON

 FOOTBALL OPERATIONS ASSISTANT

Sarah Jackson joins the Patriots in 2024 in a football operations role.

Prior to the Patriots, Jackson spent two seasons in football operations at the Indianapolis Colts (2022-23). She spent the 2021 season as an assistant to athletics administration at the University of Virginia.

Jackson was a football operations intern at the Kansas City Chiefs in 2021 and was a residential mentor at IMG Academy from 2020-21.

Jackson attended the University of Delaware, earning a bachelors degree in sports management and business management. While studying, she helped out in communications and operations with the football team. In the 2019 season, Jackson spent training camp with the Patriots as a football operations intern.



CHRIS MATTES



DIRECTOR OF FOOTBALL DEVELOPMENT

SUPER BOWLS: 18

**FOOTBALL
STAFF**

Chris Mattes enters his eighth season with the Patriots and first as director of football development. Prior to his current role, he was the player operations and engagement director.

Mattes' main focus in football development is to support players, coaches, staff and families with their transition into the NFL and provide support both during and following their careers. His other duties include coordinating various logistical aspects of football operations.

The Westfield, New Jersey, native joined the Patriots staff after two seasons as a coaching assistant with the Maryland men's lacrosse team and helped lead the Terrapins to back-to-back national championship appearances in 2016 and 2017 and a championship in 2017.

A USILA All-America faceoff specialist during his collegiate career at Rutgers from 2007-11, Mattes won 160-of-252- fa-

ceoff draws (63.5%) and was named First Team All-Big East in addition to his All-America honors. Mattes spent eight seasons playing Major League Lacrosse (MLL), while also serving as an assistant coach at Westfield High School in 2014 and 2015.

Mattes was a member of the 2011 MLL Champion Boston Cannons and played five seasons for MLL's Florida Launch, earning his first career All-Star bid in 2016. He also played with Atlas Lacrosse Club of the Premier Lacrosse League. Co-founder of "The Faceoff Academy" in 2013, Mattes ran camps and training sessions for faceoff men across the country from the youth to the college level.

Mattes and his wife, Anastasia, have a daughter, Meadow.



ANDREW WALLACE



FOOTBALL OPERATIONS ASSISTANT

Andrew Wallace joins the Patriots as a football operations assistant in 2024.

Prior to his current role, he spent three years at The Kraft Group as the aide to the SVP of business affairs.

Wallace went to Bryant University, where he played football and earned a bachelor's degree in business administration.

Prior to the Patriots, he interned as a property assistant at Learfield IMG College - Brown Bears Sports Properties.



HUNTER WILLIAMS



COORDINATOR, FOOTBALL OPERATIONS/
TEAM LOGISTICS

Hunter Williams joins the Patriots in 2024 as a football operations/team logistics coordinator.

Prior to the Patriots, Williams served as the director of football operations at Brown University. He held the same role at Hampton University (2018-22) and was a defense quality control coordinator (2017-18) and student assistant coach (2014-16) at East Carolina University.

Williams graduated from East Carolina University with a bachelor's degree in business management and a master's degree in sports management.





JIM WHALEN



VP OF SPORTS MEDICINE & PERFORMANCE/HEAD ATHLETIC TRAINER

SUPER BOWLS: 03, 04, 14, 16, 18

Jim Whalen enters his first season as vice president of sports medicine and performance/head athletic trainer in 2024. The promotion comes following 22 years as the team's head athletic trainer. He supervises the evaluation and care of injuries and the treatment and rehabilitation of all players.

He began his professional career as an assistant athletic trainer for the Patriots in 1992 and 1993. In 1994, he accepted a position as the assistant athletic trainer at the University of Miami, a position he held for three years. In 1997, he was named the director of sports medicine at Kansas State. In 2000 and 2001, he served as the director of rehabilitation for the Tampa Bay Buccaneers.

In February 2019, the NFL Physicians Society honored

Whalen with the Fain Cain Memorial Award for Outstanding NFL Athletic Trainer of the Year.

In 2016, Whalen and his athletic training staff earned NFL Athletic Training Staff of the Year from the Professional Football Athletic Trainers' Society (PFATS). In 2017, Whalen and his staff were awarded the Athletic Trainers of the Year Award by the Athletic Trainers of Massachusetts (ATOM).

Whalen graduated from Bridgewater State College in 1993 with a degree in physical education and earned his master's degree in sports medicine from Miami in 1996. Jim and his wife, Rene, have three children, Courtney, Ryan and Jaclyn.



MICHAEL AKINBOLA



DIRECTOR OF REHABILITATION

SUPER BOWLS: 16, 18

Michael Akinbola enters his ninth season with New England and first as director of rehabilitation. He joined the Patriots athletic training staff as a physical therapist in the summer of 2016. He assists with physical therapy and player rehabilitation, as well as working with the sports medicine, athletic training and strength & conditioning staffs on various aspects of the club's training program.

Prior to joining the Patriots, Akinbola worked as an athletic training intern for the Indianapolis Colts. He received his bachelor's degree in Sports Medicine from DePauw University in Indiana before earning his doctor of physical ther-

apy (DPT) degree from the University of Delaware. He then completed a 14-month intensive sports residency program at the University of Delaware, acquiring his board certification as a sports clinical specialist (SCS) and earned his master's degree in athletic training from Bridgewater State University.

In 2016, Akinbola and the rest of the athletic training staff earned NFL Athletic Training Staff of the Year from the Professional Football Athletic Trainers' Society (PFATS). In 2017, Akinbola and the staff earned the Athletic Trainers of the Year Award by the Athletic Trainers of Massachusetts. Akinbola is also a certified strength & conditioning specialist (CSCS).



MIKE BAUM

 ASSOCIATE HEAD ATHLETIC TRAINER

Mike Baum rejoins the Patriots in 2024 as associate head athletic trainer.

Prior to New England, Baum served eight seasons as an assistant athletic trainer at the New York Giants (2016-24). He spent three seasons in the same role at Texas Christian University from 2012-16. Baum had his first stint in New England as an athletic training intern for the 2012 season.

Baum got his career start working as a summer intern

for the Buffalo Bills in 2009. Following this, he worked as a graduate assistant athletic trainer at the University of North Carolina.

Baum graduated from Boston University with a bachelor's degree in athletic training and earned a master's degree in exercise and sports science at the University of North Carolina at Chapel Hill.



SAMANTHA COUTURE

 ASSISTANT SPORTS DIETITIAN

Samantha Couture enters her fourth year as an assistant dietitian with the New England Patriots. Couture is a registered and licensed dietitian and board-certified specialist in sports dietetics.


Prior to joining the Patriots nutrition staff, she assisted sports nutrition departments at Boston College and Purdue

University. In 2018, Couture earned a bachelor's degree in biology from Boston College and in 2020, earned a master's degree in exercise physiology with a concentration in nutrition from Purdue University. While at Purdue, she conducted graduate research in both nutrition and exercise physiology.

Couture is a native of East Windsor, Connecticut.



BRIAN DOLAN

 PHYSICAL THERAPIST/
ATHLETIC TRAINER

Brian Dolan enters his fifth season with the New England Patriots as a physical therapist following a ten-year stint in the same position at the Boston Celtics.

Prior to Dolan's experience at the Celtics (2010-20), he spent nine years as a physical therapist at Pro Sports Therapy (2001-10) in Waltham, Massachusetts.

Dolan has a vast education in physical therapy, earning a doctorate from Northeastern, a master's degree from Sacred Heart and a bachelor's degree in athletic training from Salem State.



CHRIS DOLAN

 PHYSICAL THERAPIST

SUPER BOWLS: 18

Chris Dolan joined the Patriots in June 2018 as a physical therapist.


Prior to New England, Dolan worked in the same role at Hallmark Health System (2014-18). He started his career at

Pro Sports Therapy (2004-17) following the completion of his master's degree in physical therapy from Springfield College.

A native of Waltham, Massachusetts, Dolan earned a doctorate in physical therapy from Northeastern.



MATT FULLER


 PHYSICIAN ASSISTANT/
PERFORMANCE ASSISTANT

SUPER BOWLS: 16, 18


Matt Fuller enters his ninth season with the Patriots.

Fuller began his career at the Patriots as an athletic training intern (2016-17). He assisted in the weight room for the 2018-19 seasons before adding athletic training to his responsibilities in 2020.

A native of Walpole, Massachusetts, Fuller graduated from UMass Amherst with a bachelor's degree in kinesiology. He went back to school to complete a master's program in athletic training at Bridgewater State and continued his education attending physician assistant school at Massachusetts College of Pharmacy and Health Sciences.



ZACH GERBER

 PHYSICAL THERAPIST/
ATHLETIC TRAINER


Zach Gerber was hired by the New England Patriots as an assistant athletic trainer/physical therapist in the summer of 2021.

Gerber joined the Patriots after working in outpatient orthopedics as a physical therapist and clinic director since 2016. Prior to that position, he worked with the Oklahoma City Thunder during the 2015-16 season, serving as a sports performance specialist intern.

Gerber earned his bachelor's degree in athletic training from the College of Mount St. Joseph in 2012 and his Doctor of Physical Therapy from University of Dayton in 2016.

He is a board certified orthopedic clinical specialist and a certified comprehensive manual therapist.

Gerber played football at the College of Mount St. Joseph and is a native of Payne, Ohio.



MATT GORBY

 ASSOCIATE ATHLETIC TRAINER

Matthew Gorby returns to the Patriots in 2024, following three seasons working as an assistant athletic trainer for the University of Alabama.

Prior to Alabama, Gorby spent time (2020-21) at Mississippi State University in the same role after working as a seasonal athletic trainer for the Patriots in 2019-20.

Gorby earned a master of science in workforce education leadership at Mississippi State and completed a bachelor of science in athletic training from the University of Kansas.



TED HARPER

 HEAD SPORTS DIETITIAN

SUPER BOWLS: 14, 16, 18

Ted Harper is in his 13th season as a registered and licensed sports dietitian/nutritionist with the New England Patriots. He joined the Patriots after working for a contracting company supporting Special Operations Command (SOCOM) by providing performance nutrition services. Before training special operations soldiers, he was strength training and nutritionally supporting Olympic speedskaters for the United States Olympic Speedskating Team in preparation for the

2010 Winter Olympic Games and nutritionally assisting collegiate athletes at the University of Utah.

Harper earned a dual bachelor's degree from Purdue University in dietetics and nutrition, fitness and health. He also earned a dual master's degree from the University of Utah in exercise sport science and sports nutrition. He is a Board Certified Specialist in Sports Dietetics (CSSD).



STEPHEN JACON

 ASSISTANT ATHLETIC TRAINER

Stephen Jacon joined the Patriots as an assistant athletic trainer in 2022.


He graduated from the University of Georgia and earned his master's degree at the University of Houston in Sport and Fitness Administration/Management. Jacon worked in ath-

letic training at both Georgia and Houston, as well as completing a summer athletic training internship with the Atlanta Falcons.

Prior to joining the Patriots, Stephen spent a season as an athletic training fellow at Duke.



CAROLINE WILLIAMS

 PHYSICAL THERAPIST/ATHLETIC TRAINER

Caroline Williams joined the Patriots in 2024 following a season working as an athletic trainer for the Jacksonville Jaguars. She first began working with the Jaguars as a summer camp intern in 2021.

Originally from Georgia, Williams earned a doctor of physical therapy at Emory University and completed a Bachelor of Science in athletic training at Georgia College and State University.



PRESTON ROGERS


 HEAD EQUIPMENT MANAGER

Preston “Stick” Rogers enters his fourth season as the head equipment manager after spending four years as the head equipment manager for Mississippi State.

A two-time Mississippi State graduate, Rogers worked in the Bulldogs equipment room for eight years. He began as a student and later as a graduate assistant working exclusively with the football program. Rogers graduated from Mississippi State in 2011 with a bachelor’s degree in interdisciplinary studies and in 2013 with a master’s degree in community college leadership.

After an internship with the Indianapolis Colts and a position as an assistant at the University of Miami Athletics staff in March 2014, Rogers served as the head equipment manager for North Colorado before returning to Mississippi State.

He is a Certified Member of the AEMA (Athletic Equipment Manager Association) and a member of PFEMS (Professional Football Equipment Manager Society)



DEVIN CHARLES-HUBBARD


 ASSISTANT EQUIPMENT MANAGER,
SAFETY

Devin Charles-Hubbard enters his second season with the Patriots in 2024 after spending 11 seasons with Tulane, including the last two seasons as associate director of equipment operations.


Charles-Hubbard previously served as a game operations specialist for the Green Wave from May of 2013 to December of 2016 and was a member of the football equipment staff since 2012. Prior to his arrival, he was a ball boy for the

New Orleans Pelicans in 2009. He has also assisted or volunteered at a variety of sporting events, including the Super Bowl, two NBA All-Star games, the NBA Playoffs and multiple college bowl games.

A New Orleans native, Charles-Hubbard is concluding his studies in public relations at Tulane. He is a Certified Member of the Athletic Equipment Managers Association (AEMA).



ALEX CRONIN

 EQUIPMENT ASSISTANT

Alex Cronin is in his first full season as an equipment assistant with the Patriots after serving as an intern in 2023.

A native of Marlborough, Ma., Cronin graduated the Universi-

ty of South Carolina in 2020 with a degree in sport and entertainment management. He worked for three seasons with the South Carolina football team as a student manager.



DALVIN JONES

 EQUIPMENT ASSISTANT

Dalvin Jones enters his first season with the New England Patriots as an equipment assistant.

Jones joins the Patriots after spending four seasons as the director of football equipment operations at the University of Cincinnati. Prior to that, he was the equipment manager at Eastern Kentucky University, director of football athletic equipment at Murray State University, assistant football equipment coordina-

tor at Davidson College and was an equipment assistant with the Chicago Bears.

A native of Belleville, MI., Jones graduated from Eastern Michigan University with a degree in sport management. After earning his degree, Jones had an internship with the San Francisco 49ers.



JOSH MICHELS

 EQUIPMENT ASSISTANT

Josh Michels enters his fourth season with the New England Patriots.

A native of Brockport, New York, Michels started his career as a student assistant in the equipment department at St. John Fisher College, where he graduated in 2019. During this time there he also was a two-year starter as a quarterback

for their football team.

He spent the summer of 2018 as an equipment intern with the Buffalo Bills and the two seasons (2020-2021) as the Head Equipment Manager with Wagner College, while working towards his MBA.



BEN SCHENONE

 ASSISTANT EQUIPMENT MANAGER

Ben Schenone enters his fourth season with the Patriots in 2023 as an assistant equipment manager after spending three years at UConn in the equipment room.

Schenone began at UConn as an assistant equipment manager before being promoted to director of football equipment for the 2020 season. Prior to UConn, Schenone held internships with the Oakland Raiders, Miami Dolphins and Indianapolis Colts.

Schenone attended Arizona, where he played lacrosse before graduating with a bachelor's degree in political science and government. He later earned a master's degree in sports management at the University of San Francisco. Schenone is a native of Piedmont, California.



TEDDY CIOPER

 CO-DIRECTOR OF VIDEO

SUPER BOWLS: 14, 16, 18

Teddy Cioper is entering his 15th season with the New England Patriots video department and his first season as Co-Director of Video.

His main responsibilities are to manage the daily operations of the video department. The role includes overseeing and managing the video network, coordinating the filming and editing of practice and games and assisting coaches,

players and scouts in all video technology.

Cioper graduated from Emerson College in 2008, where he received his bachelor of arts degree in TV/Video.

Teddy and wife, Jillian, have three sons, Bennett, Oliver and Harrison. The Cioper family resides in New Bedford, Mass.



JARED RITA

 CO-DIRECTOR OF VIDEO

SUPER BOWLS: 14, 16, 18

After interning in 2007 and part of the 2008 season, Jared Rita was hired to a full-time position in 2009 as a video assistant for the Patriots. In 2024, he enters his first season as Co-Director of Video.

His main responsibilities include filming games and practices and assisting in editing game and practice footage for use by the coaches, scouts and players, and maintaining

players' meeting rooms. Rita graduated from the New England Institute of Technology in Warwick, Rhode Island, in 2009, where he received his bachelor's degree in Digital Recording Arts. Jared and wife, Hannah, were married in 2018, reside in Walpole, Massachusetts, with daughters, Grace and Emma, and a son, Spencer.




BEN CLARK

 VIDEO ASSISTANT

Ben Clark enters his third season as a video assistant. Clark interned in the video department from 2015 through the 2018 season while still a student at Stonehill College and then as a seasonal intern in 2021.

After graduating with a bachelor's degree in health science in 2019, he worked in the Emergency department at St. Luke's Hospital in New Bedford, Massachusetts, working as

a frontline healthcare worker in the emergency room during the COVID-19 pandemic. In addition to his work in the hospital, he worked as an NFL still photo technician from 2018 through 2021, attending home Patriots games and working with the Microsoft Surface tablets on the sidelines and in the coaching booth.



SHANE DALY

 VIDEO ASSISTANT

Shane Daly works in the video department as a video assistant. Shane joined the team prior to the 2022 season.

Shane went to Framingham State University and graduated with his degree in business in 2019 and his master's in business administration in 2021. While at Framingham State, Shane had various roles with the football program as a stu-

dent assistant, a graduate assistant and Football Operations/Video director.

Shane, originally from Foxboro, now resides in town with his wife, Julia.



KATE FRIES

 VIDEO ASSISTANT

Kate Fries enters her first season with New England as a video assistant.

Fries joins the Patriots after interning with the Carolina Panthers from May of 2023 through April of 2024. After graduating from Ole Miss with a degree in business admin-

istration and a minor in sports management, Fries first professional experience was interning with the Texas Rangers in premium services.

A native of Jackson, Mich., Fries worked in the video department with the Ole Miss football team while a student.

MADE FOR **PATRIOTS** WATCHING



**OFFICIAL SOFT DRINK OF THE
NEW ENGLAND PATRIOTS**

2024 PLAYERS



PRONUNCIATIONS AND QR CODE INSTRUCTIONS

PLAYERS



QR CODE INSTRUCTIONS

The QR codes are an addition to the media guide allowing readers to scan a QR code and access up-to-date information on patriots.com and the Patriots media website. Each player has an active QR code which will lead you to their updated statistics on their player page. To access the links from your phone, go to the camera app and hover over the QR code. This will bring up a link that you will be able to click on and it will direct you to their updated stats. If viewing online, click on the QR code.

The instructions above are also applicable to the feature stories and video feature QR codes.

PRONUNCIATIONS

To ensure the correct pronunciation of a players name, click or scan on the QR Code to access the pronunciations page on our media site. From here, you can select either an audio or video file of the player pronouncing their name.



ONLINE MEDIA GUIDE

The Patriots online media guide is updated on a weekly basis. To view the up-to-date media guide, click or scan on the QR Code to access the online guide.



MEDIA SITE

Click or scan on the QR Code to access the Patriots Media Site.



CREDENTIALS

To apply for game credentials, please have your assignment manager apply by emailing Stephanie Burnham at StephanieB@patriots.com.



CALVIN ANDERSON



HT: 6-5 | **WT:** 305 | **Born:** 3/25/1996 | **Exp. (NFL/Patriots):** 6/2
GP/GS (Playoffs): 46/14 (0/0) | **Acq:** UFA (DEN)-23
College: Texas | **Hometown:** Austin, Texas

CAREER TRANSACTIONS

Calvin Anderson was signed by the New England Patriots as an unrestricted free agent from Denver on March 16, 2023 ... Originally signed by New England as a rookie free agent (5/2/19) ... Released by New England (5/13/19) ... Claimed off waivers from New England and awarded to the N.Y. Jets (5/14/19) ... Released by N.Y. Jets (8/31/19) ... Signed by the N.Y. Jets to the practice squad (9/1/19) ... Signed by Denver to the 53-man roster from the N.Y. Jets practice squad (10/1/19) ... Re-signed by Denver as a restricted free agent (3/14/22).

SEASONAL REVIEWS

2023 (5/2)

- Spent training camp and the entire preseason on the PUP/ Reserve List.
- Participated in five games and started in the first two games of the season at right tackle vs. Philadelphia (9/10) and vs. Miami (9/17). He also contributed on special teams.
- Was a part of offensive line that helped pave the way for Mac Jones throwing for over 300 yards vs. Philadelphia (9/10).
- After playing on the extra point and field goal teams in the next two games vs. Miami (9/17) and at N.Y. Giants (9/24), he missed three of the next four games due to injury.
- Placed on the injured reserve list on Nov. 3.

2022 (14/7 – DENVER)

- Played in 14 games with seven starts at left tackle.
- Served as the starting left tackle for weeks 8-14 during a seven-week stretch.
- Allowed just two sacks on 4,212 snaps played. Recorded zero holding penalties.

2021 (11/3 – DENVER)

- Played in 11 games with three starts and saw action on 172 offensive snaps. Allowed zero sacks and took zero penalties.
- Started three games at left tackle; at Dallas (11/7), vs. Philadelphia (11/14), vs. L.A. Chargers (11/28).
- Missed the final six games of the season after being placed on injured reserve on Dec. 2.

2020 (16/2 – DENVER)

- Played in all 16 games, making two starts (one at right tackle and one at left tackle). Allowed zero sacks and took zero penalties.
- Made his NFL debut vs. Tennessee (9/14).
- Collected his first-career start at right tackle at Las Vegas (11/15).

UPDATED STATISTICS

Click or scan on the QR Code to access updated statistical information.



- Posted second career start and began the game at left tackle at Carolina (12/13).

2019 (0/0 – DENVER)

- Entered the league with New England as a rookie free agent following the NFL Draft but was released 11 days later.
- Was claimed off waivers and awarded to the N.Y. Jets and spent the first four weeks of the season on the Jets practice squad.
- Signed by Denver to the 53-man roster from the Jet's practice squad on Oct. 1 and was inactive for 12 games.

COLLEGE

- Started all 14 games at the University of Texas as a graduate transfer, earning All-Big 12 Conference Honors in 2018.
- Started all 36 games played at Rice University, where he was chosen honorable mention All-Conference-USA in 2016 and 2017 by the league's coaches.

PERSONAL

- Played football, basketball and tennis at Westlake High School in Austin, Texas.
- Marched center snare in the drum line.



DAVID ANDREWS

 **60** | CENTER

HT: 6-2 | **WT:** 300 | **Born:** 7/10/1992 | **Exp. (NFL/Patriots):** 10/10
GP/GS (Playoffs): 120/117 (12/10) | **Acq:** FA-15
College: Georgia | **Hometown:** Johns Creek, Ga.

 **SUPER BOWLS:** 16, 18

CAREER TRANSACTIONS

David Andrews was re-signed by the New England Patriots as an unrestricted free agent on March 22, 2021 ... Originally signed by New England as a rookie free agent (5/8/15).

CAREER HIGHLIGHTS

- Named captain seven times (2017-23) after beginning his pro career as a rookie free agent.
- Two-time Super Bowl Champion.
- Selected to the New England Patriots 2010s All-Decade Team at center.
- Starting center for a top-10 offense in each of his first four seasons (2015- sixth, 2016-fourth, 2017-first & 2018-fifth).

SEASONAL REVIEWS

2023 (17/17)

- Was named a team captain for the seventh straight season.
- He served as the starting center for New England and started in all 17 games and played every offensive snap.
- Was a part of offensive line that helped pave the way for Mac Jones throwing for over 300 yards vs. Philadelphia (9/10).

2022 (14/14)

- Served as the starting center for New England in his sixth straight year of being named a co-captain.
- Started in 14 games played, missing three due to injury.
- Part of the offensive line unit that did not allow a single sack vs. Detroit (10/9). Helped pave the way for the rushing game that went for 176 yards.
- Part of the offensive line unit that did not allow a single sack at Las Vegas (12/18). Helped paved the way for the rushing game that went for a season-high 206 yards.

2021 (17/17, 1/1)

- Served as the Patriots starting center for all 17 games of the 2021 regular season and the postseason game at Buffalo (1/15).
- Named a co-captain for the fifth straight year.
- Served as the leader of the offensive line that helped the team finish as the 8th ranked rushing attack.
- Was the leader of the offensive line at Houston (10/10) and vs. Dallas (10/17) as the only regular starter playing both games due to injury and COVID-19 concerns.
- Served a major role in the team's 184 yards rushing vs. Cleveland (11/14), which entered the game ranked third in the NFL in rushing yards allowed per game with 84.8.

EXTRA POINTS

- David Andrews is the nephew of long-time NFL head coach and player Dan Reeves.

"Not many people in my family know what it's like to play in the NFL," he told the *Boston Globe*. "So he's kind of the only one I can bounce things off or someone who might understand what it's like, so it's definitely cool!"

VIDEO FEATURE

- Spend some time with David off the field in this episode of ["Do Your Life"](#) from Patriots.com.



- Made key blocks throughout the game at Buffalo (12/6) to help the team rush for 222 yards on the day.
- Provided key blocks in the running game vs. Jacksonville (1/2), contributing to the team's 181 yards and four touchdowns on the ground, while not allowing a single sack.
- Started in the Wild Card Round loss at Buffalo (1/15).

UPDATED STATISTICS

Click or scan on the QR Code to access updated statistical information.



2020 (12/12)

- Elected offensive co-captain by his teammates for the fourth straight year.
- Started all 12 regular season games he played in at center, helping to lead an offense that finished fourth in the NFL in total rushing yards (2,346) and rush yards per game (146.6). The 2,346 yards rushing and 4.67 average yards per rush marked the fourth-highest totals in team history.
- Missed three games while on injured reserve and was inactive Week 17 due to injury.
- Returned to start at center in the season opener vs. Miami (9/13) after spending the entire 2019 season on injured reserve. Helped pave the way for a rushing attack that gained 217 yards on the ground.
- Was placed on injured reserve on Sept. 26 after suffering an injury at Seattle (9/20).
- Returned to the lineup in Week 7 vs. San Francisco (10/25) after missing three games while on injured reserve

- Started and played all offensive snaps at center in the win vs. Baltimore (11/15). Played a key role in blocking for the run game that racked up 173 yards.
- Started at center and played the majority of snaps at Miami (12/20) before leaving in the fourth quarter due to injury.
- Played the majority of snaps at center vs. Buffalo (12/28). Left the game early due to injury and was replaced by James Ferentz.
- Was inactive due to injury for the season finale vs. N.Y. Jets (1/3).

2019 (0/0, 0/0)

- Named a co-captain for the third consecutive season.
- Placed on injured reserve on Aug. 31, 2019 but remained an active part of the team for the season by attending practice and participating in meetings.

2018 (16/16, 3/3)

- Named a co-captain for the second consecutive season.
- Started at center in all 16 regular season games.
- Started at center in all three postseason victories, including the Super Bowl LIII victory over L.A. Rams (2/3).

2017 (14/14, 3/3)

- Named a co-captain for the first time in his career.
- Started all 14 regular season games he played in at center.
- Started at center in all three postseason contests, including Super Bowl LII vs. Philadelphia (2/4).
- Was inactive due to injury in the victory at Oakland (11/19) in Mexico City and vs. Miami (11/26).
- Returned to the starting lineup at center after missing two games due to injury in the win at Buffalo (12/3).

2016 (16/16, 3/3)

- Served as the Patriots starting center during all 16 games of the 2016 regular season.
- Started at center for all three postseason contests, including the Super Bowl LI victory vs. Atlanta (2/5).
- Made the start at center for the fifth consecutive game at Cleveland (10/9) as a part of an offensive line that helped the Patriots offense record 501 total net yards.

2015 (14/11, 2/0)

- Was one of three rookie free agents, along with Justin Coleman and Brandon King, to be a major contributor on

the 53-man roster.

- Appeared in 14 regular season games with 11 starts - all at center. Also saw limited action at guard and as a fullback in short yardage situations. Became the third rookie free agent to start opening day under Bill Belichick (DL Jace Saylor - 2001, WR Kenbrell Thompkins - 2013).
- Started at center due to Bryan Stork starting the season on short-term injured reserve and played every offensive snap through the first 10 games of the season, helping the team to a 10-0 start.
- Appeared as a reserve in both playoff games.
- Was active but did not play at Denver (11/29) and vs. Philadelphia (12/6).
- Made his NFL debut and his first career start at center in the win vs. Pittsburgh (9/10).
- Started at center and took one snap at right guard when Shaq Mason lined up at fullback in the win vs. Washington (11/8).
- Contributed on the kick return unit for the first time in his career and saw action at center when Bryan Stork moved to left guard in place of Shaq Mason at N.Y. Jets (12/27).
- Saw action at fullback, setting a key block on Steven Jackson's 1-yard touchdown run in the first quarter of the AFC Championship at Denver (1/24).

COLLEGE

- Appeared in 50 games with 40 starts over his four-year career at Georgia. Started every game for the Bulldogs over his final three seasons.
- Was voted team MVP as well as Associated Press Second Team All-SEC as a senior in 2014. Was also voted the team's permanent captain and won the squad's toughest player award.

PERSONAL

- Married wife, Mackenzie, in the 2017 offseason.
- Welcomed a baby boy, Ford, in the summer of 2021 and a second boy, Worth, in the summer of 2024.
- Was ranked the No. 9 center nationally and No. 37 prospect overall coming out of Wesleyan (Georgia) High School in 2011.





JAKE ANDREWS



67 | OFFENSIVE LINE

HT: 6-3 | **WT:** 308 | **Born:** 11/11/1999 | **Exp. (NFL/Patriots):** 2/2
GP/GS (Playoffs): 16/1 (0/0) | **Acq:** D4a-23 (107th)
College: Troy | **Hometown:** Millbrook, Ala.

CAREER TRANSACTIONS

Jake Andrews was drafted by the New England Patriots in the fourth round (107th overall) of the 2023 NFL Draft.

SEASONAL REVIEWS

2023 (16/1)

- Served as a backup offensive lineman and played on special teams on field goals and extra points, seeing action in 16 games.
- Was active vs. L.A. Chargers (12/3), but did not see any action in a 6-0 loss.
- Saw his first action on the offensive line late in the fourth quarter at left guard at Buffalo (12/31), replacing Atonio Mafi.
- Made his first NFL start in the season finale vs. N.Y. Jets (1/7) at left guard.

COLLEGE

- Earned All-Sun Belt First Team honors as a senior in 2022, starting all 14 games at center after transitioning from guard.
- Led the Trojans to a Sun Belt Championship, Cure Bowl title and final No. 19 ranking in the AP Top 25; Troy's first-ever postseason ranking, playing 914 of 917 offensive snaps.
- Highest-rated offensive lineman in the Sun Belt per Pro Football Focus for overall offensive grade in 2022.
- Played 2,796 career snaps, allowed just six sacks in 1,653 career pass-blocking situations.
- Played 1,052 snaps at center and 1,741 snaps at guard.
- Started all 12 games at right guard as a junior, playing a

UPDATED STATISTICS

Click or scan on the QR Code to access updated statistical information.



total of 784 snaps over 12 games. Allowed just one sack on 468 pass blocking snaps; additionally allowed just three hits and 12 pressures.

- Started all 11 games for the Trojans at right guard as a sophomore, a key starter on an offensive line that ranked second nationally per PFF with a 93.0 pass blocking efficiency rating (teams at least 300 pass attempts).
- As a redshirt freshman in 2019, played in all 12 games with 273 total snaps and split time over three positions – left guard, center and right guard.

PERSONAL

- Full name is Jacob Wesley Andrews.
- Born Nov. 11, 1999, in Montgomery, Ala.
- Son of Lisa and Robert Andrews.
- Has two sisters, Olivia and Emily.
- Won the state championship in wrestling his senior year.



ALEX AUSTIN

28 | CORNERBACK

HT: 6-1 | **WT:** 191 | **Born:** 5/22/2001 | **Exp. (NFL/Patriots):** 2/2
GP/GS (Playoffs): 8/1 (0/0) | **Accq:** FA-23
College: Oregon State | **Hometown:** Long Beach, Calif.

CAREER TRANSACTIONS

Alex Austin was signed by the New England Patriots as a free agent on November 2, 2023 ... Originally drafted by Buffalo in the seventh round (252nd overall) of the 2023 NFL Draft ... Released by Buffalo (8/29/23) ... Claimed off waivers from Buffalo and awarded to Houston (8/30/23) ... Released by Houston (10/14/23) ... Signed by Houston to the practice squad (10/18/23) ... Released by Houston from the practice squad (11/1/23).

SEASONAL REVIEWS

2023 (5/1)

- Was signed by New England on Nov. 2 after spending time with Houston. He went to training camp with Buffalo after being drafted by the Bills in the seventh round.
- Played in a total of five games with one start with New England. He finished with 9 tackles (7 solo, 2 assists), one interception and 2 passes defended.
- He was inactive for the first four games he was with New England.
- Made his Patriots debut at Pittsburgh (12/7) as a reserve defensive back.
- Made his first NFL start and first start for the Patriots vs. Kansas City (12/17) and finished with three total tackles. He played every defensive snap.
- Registered his first career pick at Buffalo (12/31) when he intercepted Buffalo QB Josh Allen in the second quarter on a deep pass down the sideline.

2023 (3/0 - HOUSTON)

- Saw action as a reserve defensive back in three games after being claimed by Houston following his release from Buffalo. Did not record any statistics.
- Was claimed off waivers after being released by Buffalo at the end of training camp.
- Spent time on the Houston practice squad after being released from the 53-man roster on Oct. 14 and was released on Nov. 1 from the practice squad.
- Made his NFL debut at Jacksonville (9/24).

COLLEGE

- Throughout his four years at Oregon State, he played in 36 games and tallied 140 tackles, 4 interceptions, 24 pass es

UPDATED STATISTICS

Click or scan on the QR Code to access updated statistical information.



EXTRA POINTS

- Refers to close family friend and Patriots Hall of Fame Willie McGinest as his Uncle.
- Attended the same middle school, high school and played pop warner with Jack Jones.

defensed, 3 fumble recoveries and 1 sack.

- Earned All-Pac-12 honorable mention status in 2022 after starting in all 12 games and racking up 57 tackles, 2 interceptions, 10 passes defensed, a sack and a fumble recovery.
- Named Pac-12 Defensive player of the week vs. Colorado (10/22/22) after collecting three tackles and a 42-yard interception return for a touchdown.
- Had 9 tackles, a fumble recovery and an interception in the season opener vs. Boise State (9/3/22).
- Started in all 13 games in 2021, tallying 47 tackles, 7 passes defensed and 2 interceptions to earn All-Pac-12 honorable mention.
- As a redshirt freshman in 2020, he posted 29 tackles, a fumble recovery and two passes defensed in an abbreviated season. He started in five of the seven games.
- Played in three games as a true freshman in 2019 before redshirting.

PERSONAL

- His father, Al Austin , is a Long Beach City Councilman.
- His mother, Daysha Austin, is a District Director for State Assembly.

ALEX AUSTIN STATISTICS

POS: CB HT: 6-1 WT: 191 LBS YEAR: 2ND ACQ: FA-23 COLLEGE: OREGON STATE BORN: 5/22/01

REGULAR SEASON DEFENSIVE STATISTICS

Year	Team	G/S	TACKLES					INTERCEPTIONS					MISCELLANEOUS							
			TT	UT	A	S	YDS	NO	YDS	AVG	LG	TD	PD	FF	FR	YDS	TD	SPT		
2023	Texans	3/0	0	0	0	0	0.0	0	0	0.0	0	0	0	0	0	0	0	0.0	0	0
2023	Patriots	5/1	9	7	2	0	0.0	1	0	0.0	0	0	2	0	0	0.0	0	0	0	0
Totals – 1 Year		8/1	9	7	2	0	0.0	1	0	0.0	0	0	2	0	0	0.0	0	0	0	0

PLAYERS





KAWAAN BAKER



86 | WIDE RECEIVER

HT: 6-1 | **WT:** 210 | **Born:** 8/24/1998 | **Exp. (NFL/Patriots):** 1/1

GP/GS (Playoffs): 2/0 (0/0) | **Acq:** FA - 24

College: South Alabama | **Hometown:** College Park, Ga.

CAREER TRANSACTIONS

Kawaan Baker was signed by the New England Patriots to a futures contract on February 6, 2023 ... Originally drafted by New Orleans in the seventh round (255th overall) of the 2021 NFL Draft ... Released by New Orleans (8/31/21) ... Signed by New Orleans to the practice squad (9/1/21) ... Elevated by New Orleans to the active roster from the practice squad (12/27/21) ... Reverted back to the New Orleans practice squad (12/28/21) ... Elevated by New Orleans to the active roster from the practice squad (1/1/22) ... Reverted back to the New Orleans practice squad (1/3/22) ... Signed by New Orleans to a futures contract (1/11/22) ... Released by New Orleans (10/17/22) ... Signed by Green Bay to the practice squad (10/19/22) ... Released by Green Bay from the practice squad (11/8/22) ... Signed by Philadelphia to the practice squad (11/30/22) ... Released by Philadelphia from the practice squad (12/6/22) ... Signed by New Orleans to the practice squad (12/27/22) ... Released by New Orleans from the practice squad (1/16/23) ... Signed by New Orleans to a futures contract (1/26/23) ... Released by New Orleans (8/29/23).

SEASONAL REVIEWS

2023 (0/0 - NEW ORLEANS)

- Was released from the Saints following training camp on Aug. 29.

2022 (0/0 - NEW ORLEANS)

- Spent time on the Green Bay and Philadelphia practice squads and finished year on New Orleans practice squad but did not see any action.
- Started the year on the suspended list for New Orleans before signing to the Green Bay Packers practice squad.

2021 (2/0 - NEW ORLEANS)

- Spent majority of the year on the practice squad. Saw elevations vs. Miami (12/27), recording 1 special teams tackle, and vs. Carolina (1/2/22).

UPDATED STATISTICS

Click or scan on the QR Code to access updated statistical information.




PLAYERS

COLLEGE

- At South Alabama, caught 126 passes for 1,829 yards (14.5 avg.) with 16 touchdowns and carried 82 times for 376 yards with 11 touchdowns.
- In 2020, was a starter in all 11 of South Alabama's contests and posted career-high totals with 51 catches for 659 yards and eight touchdowns to be selected second-team All-Sun Belt.
- In 2019, played in all 12 of the Jaguars' games, starting each of the last 11. Led team with 35 catches for 574 yards to be named honorable mention All-Sun Belt. Added 82 yards rushing and 35 on kickoff returns to post 692 all-purpose yards, second on the squad.
- In 2018, started all but one outing, seeing action in every contest. Honorable mention All-Sun Belt, catching 33 passes for 494 yards and 4 touchdowns, rushing for 251 yards and 9 TDs.

PERSONAL

- Favorite musical artist is Drake.
- Lettered four years in football, baseball and track at Hapeville Charter Career Academy (College Park, Ga.).
- Was born Aug. 24, 1998, in East Point, Georgia.



BRYCE BARINGER

 **17** | PUNTER

HT: 6-2 | **WT:** 215 | **Born:** 4/26/1999 | **Exp. (NFL/Patriots):** 2/2
GP/GS (Playoffs): 17/0 (0/0) | **Accq:** D6b-23 (192nd)
College: Michigan State | **Hometown:** Pontiac, Mich.

PRONOUNCED BEAR-ringer

CAREER TRANSACTIONS

Bryce Baringer was drafted by the New England Patriots in the sixth round (192nd overall) of the 2023 NFL Draft.

SEASONAL REVIEWS

2023 (17/0)

- Served as the punter and holder on extra points and field goals. Had a total of 98 punts, which was second most in the NFL, for 4,598 yards and a 46.9 yard average.
- Led the NFL in punts inside opponents 20-yard line and set a team record with 38. Baringer surpassed the previous team mark of 36 punts inside the 20-yard line set by Jake Bailey in 2019. Had the second-longest punt in the NFL in 2023 with a 79-yard punt vs. Indianapolis (11/12), the fifth-longest in team history.
- Had at least one punt of 50 yards or more in all 17 games, setting a team record for the longest single season streak in team history (at any point of the season). Zoltan Mesko had a 12-game streak in 2011.
- Landed a season-high five of his eight punts inside the 20-yard line vs. New Orleans (10/8).
- Had three games in 2023 when he drilled at least two 60-yard punts, with a 60-yard and 63-yard punt at Miami on Oct. 29, a 79-yard and a 65-yard punt vs. Indianapolis on Nov. 12 and a 63 and 60-yard punt vs. the NY Jets on Jan. 7. He is the only Patriots punter with at least two games with two 60-yard punts in a season.
- Had a total of 38 punts inside opponents 20-yard line, the most in a season for the Patriots. Jake Bailey had 36 punts inside the 20-yard line in 2019.

COLLEGE

- Four-year letterwinner and one of the most decorated punters in Michigan State history, owning school records for career average (46.0) and single-season average (49.0 in 2022).
- Earned first-team consensus All-America honors from the NCAA after being named a first-team All-American by the Walter Camp Football Foundation, Associated Press and the American Football Coaches Association (AFCA).
- Also earned first-team All-America honors from CBS Sports and second-team accolades from the Football Writers Association of America (FWAA).

UPDATED STATISTICS

Click or scan on the QR Code to access updated statistical information.



EXTRA POINTS

Bryce Baringer had an unconventional path to the NFL. He began his collegiate career by earning a walk-on spot at Illinois in 2018 as a true freshman, but due to being buried on the depth chart and the cost of out-of-state tuition, he transferred home to Michigan State as a regular student. Outside of a four-game stint on the Michigan State team due to injuries on the roster, Baringer did not have a walk-on spot available to him in 2019. After a year serving as the team's photographer to maintain access to the facilities to train, Baringer attended an open tryout with a new coaching staff at the Spartans and made the team, establishing himself as the Spartans top punter in 2020 and going on to have record-breaking seasons in 2021 and 2022. In 2022, he was named the Big 10 Punter of the Year and a consensus All-American by all five major associations.

ROOKIE IN THE RECORD BOOK

Baringer connected on a 79-yard punt in the second quarter vs. Indianapolis on Nov. 12, 2023 in Frankfurt, Germany, the fifth-longest punt in team history.

LONGEST PUNTS IN PATRIOTS HISTORY

Name	Yards
Shawn McCarthy	93 at Buffalo, Nov. 3, 1991
Luke Prestridge	89 vs. Miami, Oct. 21, 1984
Bob Scarpito	87 at Denver, Sept. 29, 1968
Luke Prestridge	82 vs. N.Y. Jets, Oct. 28, 1994
Bryce Baringer	79 vs. Indianapolis, Nov. 12, 2023
Rich Camarillo	76 vs. N.Y. Jets, Sept. 19, 1982
Lee Johnson	76 at Cincinnati, Sept. 9, 2001

- His career punting average of 46.0 yards per punt (161 punts for 7,406 yards) is not only a school record, but also the best in Big Ten history (previous: Reggie Roby of Iowa with 45.5-yard average from 1979-82).
- The 46.0-yard average is the sixth best in FBS history for punters between 150-249 career punts.
- Led the Big Ten in punting in back-to-back seasons (48.4 in 2021; 49.0 in 2022).

- Finished his career with 64 punts of 50-plus yards (40 percent) and 55 inside the 20 (34 percent).
- Former walk-on rejoined the team in 2020 following a year off the active roster in 2019; earned a scholarship in 2021.
- Transferred from Illinois during the 2018 spring semester after redshirting the 2017 season at Illinois.

PERSONAL

- Son of Bruce and Kimberly Baringer.
- Graduated with a bachelor's degree in advertising creative in December 2021.
- Also lettered in golf, soccer and basketball in high school.
- Three-year letterwinner under Coach Pat Fox at Notre Dame Prep High School.
- Started punting in December of his junior season.

BRYCE BARINGER STATISTICS


POS: P HT: 6-2 WT: 215 LBS YEAR: 2ND ACQ: D6B-23 (192ND) COLLEGE: MICHIGAN STATE BORN: 4/26/99

REGULAR SEASON STATISTICS

Year	Team	GP	NO.	YDS	AVG	NET	TB	IN20	LG	BLK	SpT
2023	Patriots	17	98	4598	46.9	40.8	8	38	79	0	1
Totals:	1 Year	17	98	4598	46.9	40.8	8	38	79	0	1

PLAYERS





CHRISTIAN BARMORE



90 | DEFENSIVE TACKLE

HT: 6-5 | **WT:** 315 | **Born:** 7/28/1999 **Exp. (NFL/Patriots):** 4/4
GP/GS (Playoffs): 44/11 (1/0) **Acq:** D2-21 (38th)
College: Alabama | **Hometown:** Philadelphia, Pa.

CAREER TRANSACTIONS

Christian Barmore was drafted by the New England Patriots in the second round (38th overall) of the 2021 NFL Draft.

SEASONAL REVIEWS

2023 (17/6)

- Played in all 17 games with six starts. Recorded a career-high 64 tackles (39 solo, 25 assists), 8½ sacks for a loss of 60.5 yards, 16 quarterback hits, 13 tackles-for-loss, six passed defended and one forced fumble.
- Part of the 7th-ranked Patriots defense that finished fourth in the NFL in rushing yards allowed per game. The 2023 defense allowed an average of 93.2 rushing yards per game, the third lowest in team history since the 1970 merger.
- Recorded his first sack of the season when he brought QB Zach Wilson down for a loss of 12 yards at the N.Y. Jets (9/24). Part of a defensive unit that held the Jets to just 38 rushing yards.
- Collected a sack in the second quarter vs. Buffalo (10/22), where he brought QB Josh Allen down for a loss of 7 yards, which led to a missed field goal attempt preserving the Patriots' 13-3 lead.
- Had a 6-yard sack on a 2nd-and-6 situation in the first quarter at Miami (10/29) for his third sack of the year, a single-season career best.
- Finished the game vs. Washington (11/5) with 2 passes defended, his second game of the season with 2 passes defended. He had 2 passes defended at Las Vegas (10/15).
- Collected a sack in the second quarter vs. Kansas City (12/17), when he dropped QB Patrick Mahomes for a 7-yard loss, putting the Chiefs in a 3rd-and-long situation.
- Had his first career 3-sack game, all in the third quarter at Denver (12/24). He had two 8-yard sacks and one 9-yard sack on QB Russell Wilson.

2022 (10/5)

- Played in 10 games with three starts, rotating in on the defensive line. Recorded 23 total tackles (12 solo, 11 assists), 2½ sacks for a loss of 15.5 yards, seven quarterback hits and one pass defended.
- Was inactive for three games due to an injury suffered at Cleveland (10/16) before being placed on injured reserve on Nov. 18. Returned to action at Las Vegas (12/18) after missing seven games.
- Recorded two total tackles at Pittsburgh (9/18), including his first sack of the season for a loss of seven yards in the second quarter.
- Made his first start of the season at Green Bay (10/2) and

UPDATED STATISTICS

Click or scan on the QR Code to access updated statistical information.



EXTRA POINTS

- The Patriots selected players from Alabama with their first two picks in the 2021 NFL Draft. It is the 6th time since 2000 that the Patriots drafted back-to-back players from the same school. In addition to 2021 the other times were: (2002: Rohan Davey and Jarvis Green, LSU; 2010: Jermaine Cunningham and Brandon Spikes, Florida; 2013: Logan Ryan and Duron Harmon, Rutgers; 2016: Joe Thuney and Jacoby Brissett, North Carolina State; 2018: Isaiah Wynn and Sony Michel, Georgia).

HONORS & AWARDS

2021: PFWA All-Rookie Team

- had 4 total tackles.
 - Part of the defensive unit that pitched a shutout vs. Detroit (10/9) in a 29-0 victory, who entered the game with the top-ranked offense in the NFL. Had four total tackles (1 solo, 3 assist). Combined with DL Davon Godchaux to make a fourth down stop in the Lions first drive of the game. The defense stopped all six of Detroit's fourth down attempts.
 - Had two tackles at Cleveland (10/16). Part of the defensive unit that held Cleveland, who entered the game with the top ranked rushing attack, to 70 rushing yards. It was the first time this season the Browns had less than 170 rushing yards.
 - Activated to the 53-man roster from injured reserve and played at Las Vegas (12/18). Recorded three assisted tackles and half a sack.
- #### 2021 (17/2, 1/0)
- Played all 17 games with two starts and recorded 46 total tackles (23 solo, 23 assists), 1½ sacks for a loss of 15 yards, nine quarterback hits and two passes defended.
 - Earned PFWA All-Rookie Team honors in his rookie season.
 - Made his first NFL start vs. N.Y. Jets (10/24) and recorded three total tackles with two quarterback hits. Tackled Jets RB Ty Johnson on a fourth down stop in the second quar-

ter.

- Had a 1/2 sack for a 4-yard loss in the fourth quarter at L.A. Chargers (10/31). Combined with LB Matthew Judon for the sack of QB Justin Herbert.
- Was a disruptive force at Carolina (11/7) with pressure forcing three interceptions.
- Strong rush at Atlanta (11/18) helped force four sacks, four interceptions and limit the Falcons to just 40 yards rushing.
- Rotated in on the defensive line vs. Jacksonville (1/2) and registered his first solo sack when he dropped Jacksonville QB Trevor Lawrence for an 11-yard loss on the last play of the first half.
- Recorded a season-high five combined tackles at Miami (1/9), including four solo tackles, before leaving the game due to injury.
- Played in his first playoff game in the Wild Card round loss at Buffalo (1/15), recording two tackles.

COLLEGE

- Named third-team All-American and first-team All-SEC by Associated Press as a redshirt sophomore in 2020.
- Integral part of the 2020 BCS National Champion Crimson Tide, earning Defensive Most Valuable Player in the CFP National Championship win over Ohio State.

- Recorded a team-high eight sacks in 2020.
- Played in 12 games and totaled 37 tackles, a team-high eight sacks, a team-high three forced fumbles and three passes defended as part of the BCS National Champion Crimson Tide in 2020.
- Selected as Defensive Most Valuable Player of the National Championship Game after contributing five tackles (two for loss) and one sack in the win over Ohio State (1/11).
- Named to the Freshman All-SEC team by league coaches in 2019. Played in 12 games and totaled 26 tackles, two sacks and two passes defended.
- Redshirted as a freshman in 2018.

PERSONAL

- Grew up in Philadelphia and attended Abraham Lincoln High School his freshman year before transferring to Saints John Neumann and Maria Goretti Catholic High School.
- Originally verbally committed to play college football at Temple during the summer going into his senior year, but de-committed and reopened his recruitment.
- Chose Alabama over offers from Baylor, Florida, Georgia, and LSU.

CHRISTIAN BARMORE STATISTICS

POS: DT HT: 6-5 WT: 315 LBS YEAR: 4RD ACQ: D2-21 (38TH) COLLEGE: ALABAMA BORN: 7/28/99

REGULAR SEASON DEFENSIVE STATISTICS

Year	Team	G/S	TACKLES					INTERCEPTIONS					MISCELLANEOUS					
			TT	UT	A	S	YDS	NO	YDS	AVG	LG	TD	PD	FF	FR	YDS	TD	SPT
2021	Patriots	17/2	46	23	23	1.5	15.0	0	0	0.0	0	0	2	0	0	0	0	0
2022	Patriots	10/3	23	12	11	2.5	15.5	0	0	0.0	0	0	1	0	0	0	0	
2023	Patriots	17/6	64	39	25	8.5	60.5	0	0	0.0	0	0	6	1	0	0	0	
Totals – 3 Years		44/11	133	74	59	12.5	91.0	0	0	0.0	0	0	9	1	0	0	0	

POSTSEASON DEFENSIVE STATISTICS

Year	Team	G/S	TACKLES					INTERCEPTIONS					MISCELLANEOUS					
			TT	UT	A	S	YDS	NO	YDS	AVG	LG	TD	PD	FF	FR	YDS	TD	SPT
2021	Patriots	1/0	2	1	1	0.0	0.0	0	0	0.0	0	0	0	0	0	0	0	0
Totals – 1 Year		1/0	2	1	1	0.0	0.0	0	0	0.0	0	0	0	0	0	0	0	

JA'WHAUN BENTLEY

 **8** | LINEBACKER

HT: 6-2 | **WT:** 250 | **Born:** 8/24/1996 | **Exp. (NFL/Patriots):** 7/7
GP/GS (Playoffs): 81/66 (2/1) | **Acq:** D5-18 (143rd)
College: Purdue | **Hometown:** Glenarden, Md.

 **SUPER BOWLS:** 18

PRONOUNCED ja-WAHN

CAREER TRANSACTIONS

Ja'Whaun Bentley was re-signed by the New England Patriots as an unrestricted free agent on March 21, 2022 ... Originally drafted by New England in the fifth round (143rd overall) of the 2018 NFL Draft.

SEASONAL REVIEWS

2023 (16/16)

- Named a team captain for the third time in his career.
- Served as a starting linebacker for the New England Patriots, played and started in 16 games, missing one game vs. Indianapolis (11/12) due to injury. Collected a team-leading 114 tackles (55 total, 59 assist), 4½ sacks for a loss of 13.5 yards, 12 quarterback hits, five tackles for loss, three passes defended and one forced fumble.
- Had his third-straight 100-tackle season after leading the Patriots with 114 total tackles. Bentley finished with 108 total tackles in 2021 and 122 total tackles in 2022. He is the first Patriots player since LB Jerod Mayo (five straight from 2008-12) to have at least three straight 100-tackle seasons.
- Part of the 7th-ranked Patriots defense that finished fourth in the NFL in rushing yards allowed per game. The 2023 defense allowed an average of 93.2 rushing yards per game, the third lowest in team history since the 1970 merger.
- Part of a defensive unit that allowed just 38 rushing yards. at the N.Y. Jets (9/24).
- Finished with 11 total tackles vs. New Orleans (10/8).
- Had his first career two-sack game with two fourth quarter sacks vs. Washington (11/5). His second sack came on a crucial third-and-6 situation, which halted the Commanders' drive. He finished the game with a team-leading 13 tackles.
- Had his third 10-tackle game of the 2023 season and the 13th of his career vs. N.Y. Jets (1/7).

2022 (17/17)

- Started at linebacker in all 17 games and recorded a career-high and team-leading 122 total tackles (60 solo, 62 assists), three sacks for a loss of 25 yards, one interception, two passes defended, one fumble recovery on special teams and three special teams tackles.
- Was named a co-captain for the second time in his career. He was also a captain during the 2020 season.
- Led the team in tackles in nine games: at Miami (9/11), at Green Bay (10/2), vs. Detroit (10/9), vs. Chicago (10/24), vs. Indianapolis (11/6), vs. N.Y. Jets (11/20), at Arizona (12/12), at

UPDATED STATISTICS

Click or scan on the QR Code to access updated statistical information.



EXTRA POINTS

- Ja'Whaun Bentley was the first three-time captain in Purdue history.
- Ja'Whaun and his family had been homeless since his freshman year of high school, living with one set of grandparents, then the other, then an aunt. Bentley and his brother slept on couches and floors for periods of time of several years until Ja'Whaun entered the NFL and was able to secure permanent housing for his family.
- Bentley and former Celtics guard Carsen Edwards met as student athletes at Purdue in 2016. Bentley was a junior on the football team and Edwards was a freshman on the basketball team. The duo quickly formed a tight bond and have been close friends ever since.

HONORS & AWARDS

2023: Team Captain

2022: Team Captain

2020: Team Captain

VIDEO FEATURE

- On this "Patriots All Access" feature, take a trip back home with Ja'Whaun and see why 'home' is not something he and his family take for granted.



Las Vegas (12/18) and vs. Miami (1/1).

- Had five 10-tackle games, including a stretch of three straight games with 10 tackles: at Green Bay (10/2), vs. Chicago (10/24), at Arizona (12/12), at Las Vegas (12/18) and vs. Cincinnati (12/24).
- Part of the defensive unit that pitched a shutout vs. Detroit (10/9) in a 29-0 win. The Lions entered the game with the top-ranked offense in the NFL. The defense stopped all six of Detroit's fourth down attempts.
- Part of the defensive unit that held Cleveland, who entered the game with the top ranked rushing attack, to 70 rushing yards. It was the first time in 2022 that the Browns had less than 170 rushing yards (10/16). Had one tackle.

- Had his second career interception when he picked off QB Zach Wilson at the end of the second quarter to give New England a first down at the New York 40-yard line at N.Y. Jets (10/30). The pick led to a Patriots field goal.
- Led the team with 8 total tackles (5 solo, 3 assists) vs. Indianapolis (11/6). Also recorded one sack for a 5-yard loss on third down to force the Colts to punt. It was one of the nine sacks the defense had, which is a season high and tied for the most under Coach Belichick. Played a key role for the defensive unit that forced the Colts to go 0-for-14 on third down and allowed just 121 total yards of offense.
- Led the team with 9 tackles vs. N.Y. Jets (11/20), including an assisted tackle with DB Myles Bryant on third-and-17 to keep the Jets from reaching the first down marker and forcing a punt. Was part of the defensive unit that held the Jets to just 103 total yards, the third-fewest yards allowed in Patriots history, only two total yards in the second half, the fewest ever allowed in a half in Patriots history, only six first downs and no touchdowns.
- Led the team with 10 total tackles (3 solo, 7 assist) at Arizona (12/12). Part of the defensive unit that recorded six sacks, two takeaways, a touchdown and four fourth-down stops.
- Led the team with 10 total tackles (6 solo, 4 assist) at Las Vegas (12/18). Also recorded an 8-yard sack at the end of the third quarter at the four-yard line to force a fourth down punt to start the fourth quarter.
- Finished with 11 total tackles vs. Cincinnati (12/24) for his third consecutive 10-plus tackle game after he had 10 tackles at Arizona on Dec. 12 and 10 tackles at Las Vegas on Dec. 18. He became the first Patriots player since LB Jamie Collins in 2014 to register 10 tackles in three straight games. Collins had 13 tackles vs. N.Y. Jets on Oct. 16, 11 tackles vs. Chicago on Oct. 26 and 11 tackles vs. Denver on Nov. 2. Has a team leading 106 total tackles, reaching 100 total tackles for the second straight season.
- Added 7 total tackles at Buffalo (1/8) and became the 13th New England player to reach at least 120 total tackles in a season with 122, the first Patriots player to do so since Jerod Mayo had 147 total tackles in 2012. Also recovered a fumble on special teams in the fourth quarter.

2021 (16/16, 1/1)

- Started all 16 games he played in, recording a then career-high 108 total tackles, one sack, two passes defensed, three forced fumbles and one special teams tackles.
- Was inactive vs. Tampa Bay (10/3) due to injury.
- Started in the Wild Card Round loss at Buffalo (1/15), totaling two tackles.
- Had three 10-plus tackle games with 13 vs. Dallas (10/17), 10 vs. Tennessee (11/28) and 17 at Miami (1/9).
- Had a team-high six solo tackles against N.Y. Jets (9/19). Pressured QB Zach Wilson on the opening drive that forced a contested throw picked off by J.C. Jackson.
- Led the team with 13 total tackles as a starter vs. Dallas (10/17).
- Forced a fumble when Dallas QB Dak Prescott reached over the goal line late in the first half to preserve a 14-10 New England lead at the end of the first half. The play

completed a goal line stand, as Dallas had a first-and-goal from the New England 1-yard line. He tackled RB Ezekiel Elliott on the 1-yard line on first and goal on that drive.

- Led the team with 10 combined tackles vs. Tennessee (11/28) with two forced fumbles, one of which came on a fourth quarter sack but was recovered by the Titans.
- Missed most of the week for Covid reasons, but recorded four combined tackles and two solo tackles vs. Jacksonville (1/2).
- Set a new career high with a game-leading 17 combined tackles at Miami (1/9), pushing him over 100 tackles in a season for the first time in his career. It was his third 10-plus tackle game of the 2021 season. His previous high in tackles was 14 total tackles vs. Arizona on Nov. 29, 2020.

2020 (13/13)

- Elected defensive co-captain by his teammates for the first time.
- Started all 13 games he played in and finished second on the team with a then career-high 91 tackles, 1½ sacks and two passes defensed. Posted double-digit tackles games in Week 6 vs. Denver (12) and Week 12 vs. Arizona (14). Was inactive due to injury at N.Y. Jets (11/9), vs. Baltimore (11/15) and vs. Buffalo (12/28).
- Totaled 12 tackles and teamed up with Shilique Calhoun to record his first career sack vs. Denver (10/18).
- Totaled five tackles and his first career solo sack at Buffalo (11/1).
- Posted a single-game career-high 14 tackles in the win vs. Arizona (11/29). Combined with DL Akeem Spence on a goal-line tackle on Arizona RB Kenyan Drake to prevent a score as time expired in the first half. Played a key role in limiting the NFL's No. 1 offense to 298 total net yards.
- Racked up nine tackles at L.A. Rams (12/10).
- Started at linebacker and made three tackles at Miami (12/20) before leaving the game due to injury in the first half.
- Returned to action after missing the previous game due to injury and finished with a team-high seven tackles in the season finale win vs. N.Y. Jets (1/3).

2019 (16/2, 1/0)

- Appeared in all 16 regular season games with two starts and finished with 39 tackles, one pass defensed and five tackles on special teams as part of a defense that finished No. 1 in the NFL in total defense (275.9 yards per game) and scoring (14.1 points allowed per game).
- Contributed as a reserve on defense and special teams and made four defensive tackles in the AFC Wild Card loss vs. Tennessee (1/4).
- Made his first start of the season and finished with three tackles at linebacker and a special teams tackle in the win at Buffalo (9/29).
- Led the team with a season-high eight tackles in the win at Cincinnati (12/15). His second-quarter tackle on fourth-down led to a Nick Folk field goal that tied the game. Also made one special teams tackle in the game.

2018 (3/2, 0/0)

- Played in the first three games of the season with two

starts and posted 13 tackles, one interception, one pass defended and one special teams tackle before being placed on injured reserve on Sept. 26, after suffering an injury at Detroit (9/23).

- Made the start at linebacker in his first career NFL game in the victory vs. Houston (9/9) and combined for seven total tackles.
- Contributed in a reserve role at linebacker and finished with one tackle, while also contributing on special teams with one special teams tackle at Jacksonville (9/16).
- Started at linebacker and finished with five tackles and a pass defended, while also recording his first NFL interception when he picked off QB Matthew Stafford to end the Lions first drive of the third quarter in the game at Detroit (9/23). The turnover led to a touchdown on the Patriots ensuing drive.

COLLEGE

- Played in 38 games over his four-year career at Purdue and registered 272 tackles, one sack, two interceptions, one interception returned for a touchdown, seven passes defended, two forced fumbles and three fumble recoveries.
- Was a three-time team captain at Purdue.
- Appeared in 12 games with 11 starts as a senior and totaled a career-high 97 tackles, one sack, one interception he returned for a touchdown, three passes defended and two forced fumbles.
- Played in nine games as a junior with eight starts and finished fifth on the team with 50 tackles and one pass defended.
- Started the first five games of the season as a sophomore

before injuring his knee at practice. Finished fifth on the team with 49 tackles despite missing the final seven games of the season.

- Started all 12 games as a freshman and recorded 76 tackles, one interception returned for 44 yards, one pass defended and three fumble recoveries.

PERSONAL

- Four-year letter-winner in high school.
- Two-time first team all-metropolitan, all-conference and all-state as a junior and senior.
- Made 113 tackles, 26 tackles for loss, four sacks and one interception returned for a TD as a senior, helping lead his team to the WCAC championship.
- Recorded 116 tackles and six sacks as a junior.
- Played in Offense-Defense 2014 All-American Bowl.
- Recorded 10 sacks and one forced fumble as a freshman.
- Majored in organizational leadership at Purdue.

JA'WHAUN BENTLEY STATISTICS

POS: LB HT: 6-2 WT: 250 LBS YEAR: 7TH ACQ: D5-18 (143RD) COLLEGE: PURDUE BORN: 8/24/96

REGULAR SEASON DEFENSIVE STATISTICS

Year	Team	G/S	TACKLES					INTERCEPTIONS					MISCELLANEOUS					
			TT	UT	A	S	YDS	NO	YDS	AVG	LG	TD	PD	FF	FR	YDS	TD	SPT
2018	Patriots	3/2	13	8	5	0.0	0.0	1	0	0.0	0	0	1	0	0	0	0	1
2019	Patriots	16/2	39	25	14	0.0	0.0	0	0	0.0	0	0	1	0	0	0	0	5
2020	Patriots	13/13	91	50	41	1.5	11.0	0	0	0.0	0	0	2	0	0	0	0	0
2021	Patriots	16/16	108	67	41	1.0	0.0	0	0	0	0	0	2	3	0	0	0	1
2022	Patriots	17/17	122	60	62	3.0	25.0	1	7	7.0	7	0	2	0	0	0	0	3
2023	Patriots	16/16	114	55	59	4.5	13.5	0	0	0.0	0	0	3	1	0	0	0	0
Totals – 6 Years		81/66	487	265	222	10	49.5	2	7	7.0	7	0	11	4	0	0	0	10

Additional Statistics: 1 Fumble Recovery on a Punt at Buffalo (01/08/23).

POSTSEASON DEFENSIVE STATISTICS

Year	Team	G/S	TACKLES					INTERCEPTIONS					MISCELLANEOUS						
			TT	UT	A	S	YDS	NO	YDS	AVG	LG	TD	PD	FF	FR	YDS	TD	SPT	
2018	Patriots	0/0																	
2019	Patriots	1/0	5	3	2	0.0	0.0	0	0	0.0	0	0	0	0	0	0	0	0	0
2021	Patriots	1/1	2	2	0	0.0	0.0	0	0	0.0	0	0	0	0	0	0	0	0	0
Totals – 3 Years		2/1	7	5	2	0.0	0.0	0	0	0.0	0	0	0	0	0	0	0	0	0

BENTLEY'S CAREER GAME-BY-GAME

2018	OPPONENT	P/S	TT	UT	A	S	YDS	INT	YDS	PD	FF	FR	SPT	
09/09	Houston	S	7	4	3	-	-	-	-	-	-	-	-	
09/16	at Jacksonville	p	1	1	0	-	-	-	-	-	-	1	-	
09/23	at Detroit	S	5	3	2	-	-	1	0	1	-	-	-	
09/30	Miami	Placed on injured reserve (9/26)												
2018 Totals			3/2	13	8	5	0.0	0.0	1	0	1	0	1	

2019	OPPONENT	P/S	TT	UT	A	S	YDS	INT	YDS	PD	FF	FR	SPT
09/08	Pittsburgh	p	3	2	1	-	-	-	-	-	-	-	-
09/15	at Miami	p	2	2	0	-	-	-	-	-	-	-	-
09/22	N.Y. Jets	p	3	2	1	-	-	-	-	-	-	-	-
09/29	at Buffalo	S	3	3	0	-	-	-	-	-	-	1	-
10/06	at Washington	p	4	4	0	-	-	-	-	-	-	-	-
10/10	N.Y. Giants	p	1	1	0	-	-	-	-	-	-	-	-
10/21	at N.Y. Jets	p	2	0	2	-	-	-	-	-	-	-	-
10/27	Cleveland	p	1	1	0	-	-	-	-	-	-	-	-
11/03	at Baltimore	p	2	1	1	-	-	-	-	-	-	-	-
11/17	at Philadelphia	S	0	0	0	-	-	-	-	-	-	1	-
11/24	Dallas	p	5	2	3	-	-	-	-	-	-	-	-
12/01	at Houston	p	3	2	1	-	-	-	-	-	-	1	-
12/08	Kansas City	p	1	1	0	-	-	-	-	-	-	1	-
12/15	at Cincinnati	p	8	4	4	-	-	-	-	-	-	1	-
12/21	Buffalo	p	0	0	0	-	-	-	-	-	1	-	-
12/29	Miami	p	1	0	1	-	-	-	-	-	-	-	-
2019 Totals			16/2	39	25	14	0.0	0.0	0	0	0	1	5
01/04	Tennessee	p	5	3	2	-	-	-	-	-	-	-	-
2019 Postseason			1/0	5	3	2	0.0	0.0	0	0	0	0	0


2020	OPPONENT	P/S	TT	UT	A	S	YDS	INT	YDS	PD	FF	FR	SPT	
09/13	Miami	S	5	3	2	-	-	-	-	-	-	-	-	
09/20	at Seattle	S	5	1	4	-	-	-	-	-	-	-	-	
09/27	Las Vegas	S	4	4	0	-	-	-	-	1	-	-	-	
10/05	at Kansas City	S	6	3	3	-	-	-	-	1	-	-	-	
10/18	Denver	S	12	8	4	0.5	6.0	-	-	-	-	-	-	
10/25	San Francisco	S	8	5	3	-	-	-	-	-	-	-	-	
11/01	at Buffalo	S	5	4	1	1.0	5.0	-	-	-	-	-	-	
11/09	at N.Y. Jets	Inactive												
11/15	Baltimore	Inactive												
11/22	at Houston	S	5	1	4	-	-	-	-	-	-	-	-	
11/29	Arizona	S	14	6	8	-	-	-	-	-	-	-	-	
12/06	at L.A. Chargers	S	6	5	1	-	-	-	-	-	-	-	-	
12/10	at L.A. Rams	S	9	5	4	-	-	-	-	-	-	-	-	
12/20	at Miami	S	4	1	3	-	-	-	-	-	-	-	-	
12/28	Buffalo	Inactive												
01/03	N.Y. Jets	S	8	4	4	-	-	-	-	-	-	-	-	
2020 Totals			13/13	91	50	41	1.5	11.0	0	0	2	0	0	

2021	OPPONENT	P/S	TT	UT	A	S	YDS	INT	YDS	PD	FF	FR	SPT	
09/12	Miami	S	4	4	0	-	-	-	-	-	-	-	-	
09/19	at N.Y. Jets	S	8	6	2	-	-	-	-	1	-	1	-	
09/26	New Orleans	S	7	6	1	-	-	-	-	1	-	-	-	
10/03	Tampa Bay	Inactive												
10/10	at Houston	S	3	1	2	-	-	-	-	-	-	-	-	
10/17	Dallas	S	13	11	2	-	-	-	-	1	-	-	-	
10/24	N.Y. Jets	S	4	4	0	-	-	-	-	-	-	-	-	
10/31	at L.A. Chargers	S	5	3	2	-	-	-	-	-	-	-	-	
11/07	at Carolina	S	4	2	2	-	-	-	-	-	-	-	-	
11/14	Cleveland	S	7	6	1	-	-	-	-	-	-	-	-	
11/18	at Atlanta	S	7	4	3	-	-	-	-	-	-	-	-	
11/28	Tennessee	S	10	4	6	1.0	-	-	-	2	-	-	-	
12/06	at Buffalo	S	8	3	5	-	-	-	-	-	-	-	-	
12/18	at Indianapolis	S	1	0	1	-	-	-	-	-	-	-	-	
12/26	Buffalo	S	6	2	4	-	-	-	-	-	-	-	-	
01/02	Jacksonville	S	4	2	2	-	-	-	-	-	-	-	-	
01/09	at Miami	S	17	9	8	-	-	-	-	-	-	-	-	
2021 Totals			16/16	108	67	41	1.0	0.0	0	0	2	3	0	
01/15	at Buffalo	S	2	2	0	-	-	-	-	-	-	-	-	
2021 Postseason			1/1	2	2	0	0.0	0.0	0	0	0	0	0	

2022	OPPONENT	P/S	TT	UT	A	S	YDS	INT	YDS	PD	FF	FR	SPT
09/11	at Miami	S	7	4	3	1.0	12.0	-	-	-	-	-	-
09/18	at Pittsburgh	S	5	1	4	-	-	-	-	-	-	1	-
09/25	Baltimore	S	4	2	2	-	-	-	-	-	-	-	-
10/02	at Green Bay	S	10	3	7	-	-	-	-	-	-	-	-
10/09	Detroit	S	5	0	5	-	-	-	-	-	-	-	-
10/16	at Cleveland	S	1	0	1	-	-	-	-	-	-	-	-
10/24	Chicago	S	10	6	4	-	-	-	-	-	-	-	-
10/30	at N.Y. Jets	S	3	0	3	-	-	-	-	1.0	7.0	1	-
11/06	Indianapolis	S	9	5	4	1.0	5.0	-	-	-	-	-	1
11/20	N.Y. Jets	S	9	8	1	-	-	-	-	-	-	-	-
11/24	at Minnesota	S	7	3	4	-	-	-	-	-	-	-	-
12/01	Buffalo	S	5	2	3	-	-	-	-	-	-	-	-
12/12	at Arizona	S	10	3	7	-	-	-	-	-	-	-	-
12/18	at Las Vegas	S	10	6	4	1.0	8.0	-	-	-	-	-	-
12/24	Cincinnati	S	11	8	3	-	-	-	-	1	-	-	1
01/01	Miami	S	9	5	4	-	-	-	-	-	-	-	-
01/08	at Buffalo	S	7	4	3	-	-	-	-	-	-	-	-
2022 Totals			17/17	122	60	62	3.0	25.0	1	7	2	0	3

2023	OPPONENT	P/S	TT	UT	A	S	YDS	INT	YDS	PD	FF	FR	SPT	
09/10	Philadelphia	S	9	3	6	-	-	-	-	-	-	-	-	
09/17	Miami	S	6	3	3	-	-	-	-	-	-	-	-	
09/24	at N.Y. Jets	S	5	3	2	-	-	-	-	1	-	-	-	
10/01	Dallas	S	5	2	3	-	-	-	-	1	-	-	-	
10/08	New Orleans	S	11	5	6	1.0	9.0	-	-	-	-	-	-	
10/15	at Las Vegas	S	4	3	1	-	-	-	-	-	-	-	-	
10/22	Buffalo	S	9	2	7	-	-	-	-	1	-	-	-	
10/29	at Miami	S	6	4	2	-	-	-	-	-	-	-	-	
11/05	Washington	S	13	10	3	2.0	4.0	-	-	-	-	-	-	
11/12	Indianapolis	Inactive												
11/26	at N.Y. Giants	S	3	2	1	1.0	0.0	-	-	-	1	-	-	
12/03	L.A. Chargers	S	8	1	7	-	-	-	-	-	-	-	-	
12/7	at Pittsburgh	S	7	2	5	-	-	-	-	-	-	-	-	
12/17	Kansas City	S	3	2	1	-	-	-	-	-	-	-	-	
12/24	at Denver	S	8	5	3	-	-	-	-	-	-	-	-	
12/31	at Buffalo	S	7	5	2	-	-	-	-	-	-	-	-	
1/07	N.Y. Jets	S	10	3	7	0.5	0.5	-	-	-	-	-	-	
2023 Totals			16/16	114	55	59	4.5	13.5	0	0	3	1	0	

PLAYERS



JOSHUA BLEDSOE

 **24** | SAFETY

HT: 5-11 | **WT:** 207 | **Born:** 12/30/1998 **Exp. (NFL/Patriots):** 3/3
GP/GS (Playoffs): 4/0 (0/0) **Acq:** D6a-21 (188th)
College: Missouri | **Hometown:** Houston, Texas

CAREER TRANSACTIONS

Joshua Bledsoe was signed by New England to the 53-man roster from the practice squad on Dec. 30, 2023 ... Originally drafted by the New England Patriots in the sixth round (188th overall) of the 2021 NFL Draft ... Released by New England (8/29/23) ... Signed by New England to the practice squad (8/31/23).

SEASONAL REVIEWS

2023 (1/0)

- Spent majority of the season on the practice squad, before being signed to the 53-man roster on Dec. 30.
- Played in one game and was inactive for one game.
- Made his 2023 debut at Buffalo (12/31) after being signed to the 53-man roster from the practice squad.

2022 (3/0)

- Played in three games, seeing action on defense and special teams, and finished with one special teams tackle.
- Made his NFL debut on defense in the home opener vs. Baltimore (9/25).
- Saw limited action at safety as S Kyle Dugger was out due to injury at N.Y. Jets (10/30). Also played on special teams and recorded a tackle on the opening kickoff.
- Saw limited action on the special teams unit vs. Miami (1/1).

2021 (0/0, 0/0)

- Missed training camp due to an injury and began the regular season on the Reserve/NFI List.
- Was activated to the 53-man roster on Dec. 14 and was inactive for two games before being placed on injured reserve.

UPDATED STATISTICS

Click or scan on the QR Code to access updated statistical information.



COLLEGE

- Played in 10 games in 2020 and totaled 41 tackles, 2½ tackles for loss, one forced fumble, one fumble recovery, one interception and six passes defended.
- Played 12 games in 2019 and finished the year ranked third on the team with 49 tackles and four tackles for loss. Added a team-high 10 pass breakups with one fumble recovery and one forced fumble.
- Became the first Missouri safety to post 10-plus pass breakups in a single season.
- Saw action in 12 games and finished the season with 28 tackles and two passes defended.
- Earned 2018 SEC Fall Academic Honor Roll accolades.
- Saw action in 12 games in 2017 and registered 13 tackles and one sack.
- Played more defense as the season wore on, posting at least one tackle in seven of the final eight games of the season.

PERSONAL

- Made 30 tackles and had two interceptions as a senior at Dekaney HS (Houston).
- Totalled 49 tackles, one interception and four passes defended as a junior.
- Majored in parks, recreation and sport at Missouri.
- Chose Missouri over Louisiana-Monroe, North Texas, Rice, Texas-San Antonio and Tulane.

JOSHUA BLEDSOE STATISTICS

POS: S HT: 5-11 WT: 207 LBS YEAR: 3RD ACQ: D6a-21 (188TH) COLLEGE: MISSOURI BORN: 12/30/98


REGULAR SEASON DEFENSIVE STATISTICS

Year	Team	G/S	TACKLES						INTERCEPTIONS							
			UT	A	TT	TFL	YDS	S	YDS	FF	FR	PD	INT	YDS	SPT	
2021	Patriots	0/0	0	0	0	0	0	0	0.0	0	0	0	0	0	0	0
2022	Patriots	3/0	0	0	0	0	0	0	0.0	0	0	0	0	0	0	1
2023	Patriots	1/0	0	0	0	0	0	0	0.0	0	0	0	0	0	0	0
Totals – 2 Years		4/0	0	0	0	0	0	0	0.0	0	0	0	0	0	0	1

POSTSEASON DEFENSIVE STATISTICS

Year	Team	G/S	TACKLES					INTERCEPTIONS					MISCELLANEOUS						
			TT	UT	A	S	YDS	NO	YDS	AVG	LG	TD	PD	FF	FR	YDS	TD	SPT	
2021	Patriots																		

Injured Reserve



ISAIAH BOLDEN

29 | CORNERBACK

HT: 6-2 | **WT:** 205 | **Born:** 12/16/1999
Exp. (NFL/Patriots): 2/2 | **Acq:** D7-23 (245th)
College: Jackson State | **Hometown:** Tampa, Fla.

CAREER TRANSACTIONS

Isaiah Bolden was drafted by the New England Patriots in the seventh round (245th overall) of the 2023 NFL Draft.

SEASONAL REVIEWS

2023 (0/0)

- Spent the year on the injured reserve list after suffering an injury in the preseason. Was placed on injured reserve on Aug. 29.

COLLEGE

- Led the nation (both FBS and FCS) in kickoff return average at 36.9 yards-per-attempt and tied for FCS lead with two kickoff returns for touchdowns in 2021.
- Returned a kickoff 94 yards for a touchdown vs. Bethune-Cookman (10/23).
- Returned a kickoff 91 yards for touchdown in SWAC Championship vs. Prairie View (12/4).
- Transferred from Florida State, where he played in 2018 and 2019.

UPDATED STATISTICS

Click or scan on the QR Code to access updated statistical information.



PLAYERS

PERSONAL

- Hard-hitting cover corner rated as a four-star prospect by Rivals and 247 Sports.
- Ranked as top-30 cornerback in the country by both services and 188th overall in ESPN300.
- Dual-sport star that won regional championships in the 100-meter and 200-meter dash on the track team.
- As a senior, qualified for the 3A state championships in track, winning the bronze medal in the 100-meter dash.

ISAIAH BOLDEN STATISTICS

POS: CB HT: 6-2 WT: 205 LBS YEAR: 2ND ACQ: D7-23 (245TH) COLLEGE: JACKSON STATE BORN: 12/16/99

REGULAR SEASON DEFENSIVE STATISTICS

Year	Team	G/S	TT	TACKLES					NO	INTERCEPTIONS				MISCELLANEOUS					
				UT	A	S	YDS	YDS		AVG	LG	TD	PD	FF	FR	YDS	TD		
2023	Patriots																		
Totals - 1 Year		0/0	0	0	0	0	0.0	0	0	0.0	0	0	0	0	0	0	0	0	0



KENDRICK BOURNE



84 | WIDE RECEIVER

HT: 6-1 | **WT:** 205 | **Born:** 8/4/1995 | **Exp. (NFL/Patriots):** 8/4
GP/GS (Playoffs): 99/25 (4/0) | **Acq:** UFA (SF)-21
College: Eastern Washington | **Hometown:** Portland, Ore.

CAREER TRANSACTIONS

Kendrick Bourne was re-signed by the New England Patriots as an unrestricted free agent on March 21, 2024 ... Originally signed by San Francisco as a rookie free agent (5/5/17) ... Re-signed by San Francisco as a restricted free agent (4/6/20) ... Signed by New England as an unrestricted free agent from San Francisco (3/19/21).

SEASONAL REVIEWS

2023 (8/5)

- Played in eight games with five starts and tallied 37 receptions for 406 yards (11.0 avg) and 4 touchdowns. Also had one rushing attempt for 4 yards at Las Vegas (10/15).
- Was placed on the injured reserve list on Oct. 31, after suffering an injury at Miami (10/29).
- Made his first start of the season in the home opener vs. Philadelphia (9/10). Recorded 6 receptions for 64 yards, averaging 10.7 yards-per-reception and hauled in two touchdowns. His first of the season came in the second quarter on a 19-yard strike from QB Mac Jones. Found the end zone again in the fourth quarter on an 11-yard reception from Jones.
- Had a career-high 10 receptions for 89 yards at Las Vegas (10/15). His previous best was 8 receptions on Nov. 1, 2020 at Seattle when he played for San Francisco.
- Led the team in receiving yards with 63 yards on 6 receptions vs. Buffalo (10/22). Bourne found the end zone in the fourth quarter when Jones found him for a 4-yard touchdown, giving the Patriots a 22-17 lead over the Bills.
- Found the endzone on a 24-yard catch and run in the first quarter following a Kyle Dugger interception to give the Patriots an early 7-0 lead at Miami (10/29). Left the game due to an injury in the fourth quarter and did not return.

RUSHING WIDE RECEIVER

Bourne finished the game against Cleveland (11/14) with 43 yards rushing on three carries. His 43 yards rushing are the fifth-best rushing total by a Patriots wide receiver in a game.

MOST RUSHING YARDS BY A PATRIOTS WIDE RECEIVER IN A GAME

Date	Player	Yards	Opp.
12/23/2018	Cordarrelle Patterson	66	Buffalo
11/04/2018	Cordarrelle Patterson	61	Green Bay
10/03/1976	Darryl Stingley	48	vs. Oakland
11/18/2012	Julian Edelman	47	vs. Indianapolis
11/14/2021	Kendrick Bourne	43	vs. Cleveland
10/29/2018	Cordarrelle Patterson	38	vs. Buffalo

UPDATED STATISTICS

Click or scan on the QR Code to access updated statistical information.



SINGLE-GAME CAREER HIGHS

REGULAR SEASON:

Receptions: 10	at Las Vegas (10/15/23)
Receiving Yards: 100	vs. Cincinnati (12/24/22)
Receiving TDs: 2	vs. Philadelphia (9/10/23) vs. Tennessee (11/28/21) at New Orleans (12/8/19)
Long: 75t	vs. Dallas (10/17/21)

VIDEO FEATURE

- Get to know Kendrick Bourne off the field in this episode of Do Your Life. See Kendrick's hometown and his first trip back to his high school since graduating.



2022 (16/2)

- Played 16 games with two starts at wide receiver and recorded 35 receptions for 434 yards and one touchdown. Also registered six rushing attempts for 39 yards.
- Saw limited action at Miami (9/11) but recorded a 41-yard reception, the longest of the game.
- Made his first start of the season in home opener vs. Baltimore (9/25). Had four receptions for 58 yards.
- Had a 15-yard run in the second quarter at Green Bay (10/2), his first rushing attempt of the season.
- Was inactive for the game vs. Chicago (10/24) due to injury.
- Finished with 6 receptions for 100 yards vs. Cincinnati (12/24), the first 100-yard game of his career. His previous high was 98 yards vs. Cleveland on Nov. 14, 2021. Scored on a 5-yard touchdown pass from QB Mac Jones in the fourth quarter for his first touchdown of the season. Had a 29-yard run in the second quarter, his longest run of his career. His previous long was an 18-yard run at Indianapolis on Dec. 18, 2021. It is the 16th time in team history that the Patriots have had a 20-yard run by a wide receiver in a game.

2021 (17/5, 1/0)

- Played all 17 games with five starts and totaled a career-high 55 receptions for 800 yards and tied a career-high with five touchdowns. Recorded a career-long catch of 75 yards which resulted in a touchdown.
- Completed his first NFL pass attempt for a 25-yard touchdown to WR Nelson Agholor in the first quarter vs. the New York Jets on Oct. 24, 2021, giving him a perfect passer rating of 158.3. Posted four receptions for 68 yards, including a 46-yard catch in the fourth quarter to get down to the Jets' one-yard line. RB J.J. Taylor ran it in for a touchdown on the next play.
- Had 12 rushing attempts for 125 yards. He had six 10-yard runs in 2021. Prior to the 2021 season, Bourne never had a rushing attempt in his NFL career.
- Finished the game against Cleveland (11/14) with 43 yards rushing on three carries. His 43 yards rushing are the fifth-best rushing total by a Patriots wide receiver in a game.
- Had his first postseason two-touchdown performance in the Wild Card Round loss at Buffalo (1/15), with a 3-yard touchdown reception in the third quarter and a 4-yard touchdown catch in the fourth quarter. Overall, it is his third two-touchdown game and second of the 2021 season. He had two touchdowns vs. Tennessee on Nov. 28, 2021. His two touchdowns led the team, as well as his seven receptions and 77 receiving yards. He also had a 14-yard run in the third quarter.
- Had a 16-yard run in the third quarter as a reserve at N.Y. Jets (9/19), his first career NFL rushing attempt.
- Made his first start with the Patriots in a three-wide receiver set vs. New Orleans (9/26) and recorded 96 receiving yards on six receptions. Reached over the defender on a sideline route for a 22-yard touchdown pass from QB Mac Jones in the fourth quarter for his first touchdowns with the Patriots.
- Started in a three-wide receiver set vs. Tampa Bay (10/3) and caught all five of his targets for 58 yards.
- Connected with Mac Jones for a 75-yard touchdown pass in the fourth quarter vs. Dallas (10/17), his longest career reception. His previous long was a 54-yard reception from QB Jimmy Garoppolo vs. Tennessee on Dec. 17, 2017 when he played for San Francisco.
- Had three 10-yard runs vs. Cleveland (11/14) for 43 yards rushing on the day, the fifth-best rushing total by a Patriots wide receiver in a game. Had a 15-yard run in the first quarter, an 11-yard run in the second quarter and a 17-yard run in the third quarter.
- Caught four passes for a career-high 98 yards vs. Cleveland (11/14). His previous best was 96 yards vs. New Orleans on Sept. 26, 2021. Caught a 23-yard touchdown pass from QB Mac Jones in the second quarter.
- Scored two touchdowns vs. Tennessee (11/28), a 4-yard touchdown pass in the first quarter and a 41-yard touchdown pass in the third quarter both from Mac Jones was his second career two-touchdown game. He had two touchdowns at New Orleans on Dec. 8, 2019 when he played for San Francisco.
- Recorded 6 catches for 44 yards, along with 2 rushes for 19 yards, including a career-long 18 yard run at Indianapolis (12/18).

- Totaled five catches for 76 yards, including a 46-yard catch in the fourth quarter vs. Jacksonville (1/2). He also added two rushes for 17 yards.

2020 (15/5 – SAN FRANCISCO)

- Played in 15 games with five starts and established career highs in receptions (49) and receiving yards (667) and scored two touchdowns.
- Tallied two receptions for 30 yards and a touchdown vs. Miami (10/4).
- Posted a season-high eight receptions for 81 yards at Seattle (11/1).
- Missed the Week 9 match up vs. Green Bay (11/5) after landing on the COVID-19 reserve list.
- Caught four passes for a season-high 86 yards and one touchdown at Dallas (12/20).

2019 (16/0, 3/0 – SAN FRANCISCO)

- Played in all 16 games as a reserve and posted 30 receptions for 358 yards and tied for the team lead with a career-high five touchdowns.
- Appeared in all three postseason contests as a reserve and caught six passes for 88 yards and one touchdown.
- Caught three passes for a season-high 69 yards at Washington (10/20).
- Totaled four receptions for 42 yards and one touchdown vs. Seattle (11/11), hauling in a TD pass for the second consecutive game. Also caught a two-point conversion from QB Jimmy Garoppolo.
- Registered four receptions for 31 yards and one touchdown vs. Arizona (11/17). Notched a touchdown reception for the third consecutive game.
- Posted three receptions for 18 yards and two touchdowns at New Orleans (12/18), marking his first career game with multiple receiving touchdowns.
- Made his NFL postseason debut vs. Minnesota (1/11) and registered three receptions for 40 yards and one touchdown.
- Posted two receptions for 42 yards in Super Bowl LIV vs. Kansas City (2/2).

2018 (16/8 – SAN FRANCISCO)

- Played all 16 games with eight starts and totaled 42 receptions for 487 yards and four touchdowns.
- Caught his first career touchdown pass on a 4-yard completion from QB Jimmy Garoppolo vs. Detroit (9/16).
- Posted season-highs with seven receptions for 71 yards at Arizona (10/28).
- Registered five receptions for 59 yards and one touchdown at L.A. Rams (12/30).

2017 (11/0 – SAN FRANCISCO)

- Made the 53-man roster as an undrafted free agent. Played in 11 games as a reserve and tallied 16 receptions for 257 yards.
- Was inactive for five contests.
- Posted four receptions for a season-high 85 yards vs. Tennessee (12/17), including a career-long 54 yard catch.

COLLEGE

- Appeared in 53 games with 32 starts and totaled 211 receptions for 3,130 yards and 27 touchdowns during his four-year career at Eastern Washington.
- As a senior, registered 79 receptions for 1,201 yards and seven touchdowns. Earned Second-Team All-Big Sky honors for the second straight season.
- Appeared in 11 games with 10 starts as a junior and recorded 73 receptions for 998 yards and eight scores. Earned Second-Team All-Big Sky honors.
- Played in all 14 games with nine starts and totaled 52 receptions for 814 yards and 10 touchdowns. Named All-Big

Sky Honorable Mention honors.

- Saw action in all 14 games as a freshman and notched seven receptions for 117 yards and two scores.

PERSONAL

- Attended Milwaukie Arts (Portland, Ore.) Academy, where he was a first-team All-Northwest Oregon Conference selection in 2012 after totaling 54 receptions or 1,292 yards and 18 touchdowns.
- Born Kendrick Bourne (8/4/95) in Portland, Ore., to Eric and Luisa Turner.
- Married to wife, Vanessa.

KENDRICK BOURNE STATISTICS

POS: WR HT: 6-1 WT: 205 LBS YEAR: 8TH ACQ: UFA (SF)-21 COLLEGE: EASTERN WASHINGTON BORN: 8/4/95

REGULAR SEASON RECEIVING STATISTICS

Year	Team	G/S	REC	YDS	AVG	LG	TD
2017	49ers	11/0	16	257	16.1	54	0
2018	49ers	16/8	42	487	11.6	33	4
2019	49ers	16/0	30	358	11.9	30	5
2020	49ers	15/5	49	667	13.6	49t	2
2021	Patriots	17/5	55	800	14.5	75t	5
2022	Patriots	16/2	35	434	12.4	41	1
2023	Patriots	8/5	37	406	11.0	36	4
Totals – 7 Years		99/25	264	3,409	12.9	75t	21

Additional Statistics: Rushing Totals: 19 Rushing Attempts for 168 Yards - 2003: 1 Rushing Attempt for 4 yards, 2022: 6 Rushing Attempts for 39 Yards. 2021: Completed 1 Pass for a 25-Yard Touchdown vs. N.Y. Jets on Oct. 24, 2021. 12 Rushing Attempts for 125 Yards.

POSTSEASON RECEIVING STATISTICS

Year	Team	G/S	REC	YDS	AVG	LG	TD
2019	49ers	3/0	6	88	14.7	26	1
2021	Patriots	1/0	7	77	11.0	43	2
Totals – 2 Years		4/0	13	165	12.7	43	3

Additional Statistics: 2021: 1 Rushing Attempt for 14 Yards at Buffalo on Jan. 15, 2022.

BOURNE'S CAREER GAME-BY-GAME

2017	OPPONENT	P/S	NO	YDS	AVG	LG	TD	2018	OPPONENT	P/S	NO	YDS	AVG	LG	TD
09/10	Carolina	p	-	-	-	-	-	09/09	at Minnesota	p	-	-	-	-	-
09/17	at Seattle		Inactive					09/16	Detroit	p	1	4	4.0	4t	1
09/21	L.A. Rams		Inactive					09/23	at Kansas City	p	1	27	27.0	27	0
10/01	at Arizona		Inactive					09/30	at L.A. Chargers	p	3	34	11.3	17	1
10/08	at Indianapolis		Inactive					10/07	Arizona	p	4	33	8.3	10	0
10/15	at Washington		Inactive					10/15	at Green Bay	p	1	22	22.0	22	0
10/22	Dallas	p	-	-	-	-	-	10/21	L.A. Rams	p	-	-	-	-	-
10/29	at Philadelphia	p	-	-	-	-	-	10/28	at Arizona	s	7	71	10.1	19	0
11/05	Arizona	p	2	39	19.5	25	0	11/01	Oakland	p	2	6	3.0	4t	1
11/12	N.Y. Giants	p	3	42	14.0	20	0	11/12	N.Y. Giants	s	4	33	8.3	13	0
11/26	Seattle	p	2	22	11.0	15	0	11/25	at Tampa Bay	s	2	27	13.5	17	0
12/03	at Chicago	p	-	-	-	-	-	12/02	at Seattle	s	4	60	15.0	33	0
12/10	at Houston	p	2	29	14.5	18	0	12/09	Denver	s	2	22	11.0	12	0
12/17	Tennessee	p	4	85	21.3	54	0	12/16	Seattle	s	2	16	8.0	12	0
12/24	Jacksonville	p	1	12	12.0	12	0	12/23	Chicago	s	4	73	18.3	25	0
12/31	at L.A. Rams	p	2	28	14.0	16	0	12/30	at L.A. Rams	s	5	59	11.8	20	1
2017 Totals		11/0	16	257	16.1	54	0	2018 Totals		16/8	42	487	11.6	33	4

BOURNE'S CAREER GAME-BY-GAME

2019	OPPONENT	P/S	NO	YDS	AVG	LG	TD	
09/08	at Tampa Bay	p	1	9	9.0	9	0	
09/15	at Cincinnati	p	1	4	4.0	4	0	
09/22	Pittsburgh	p	1	22	22.0	22	0	
10/07	Cleveland	p	2	24	12.0	14	0	
10/13	at L.A. Rams	p	1	11	11.0	11	0	
10/20	at Washington	p	3	69	23.0	28	0	
10/27	Carolina	p	1	12	12.0	12	0	
10/31	at Arizona	p	1	7	7.0	7t	1	
11/11	Seattle	p	4	42	10.5	16	1	
11/17	Arizona	p	4	31	7.8	19	1	
11/24	Green Bay	p	2	27	13.5	14	0	
12/01	at Baltimore	p	3	42	14.0	30	0	
12/08	at New Orleans	p	3	18	6.0	6t	2	
12/15	Atlanta	p	1	11	11.0	11	0	
12/21	L.A. Rams	p	2	29	14.5	18	0	
12/29	at Seattle	p	-	-	-	-	-	
2019 Totals			16/0	30	358	11.9	30	5
01/11	Minnesota	p	3	40	13.3	21	1	
01/19	Green Bay	p	1	6	6.0	6	0	
02/02	at Kansas City	p	2	42	21.0	26	0	
2019 Postseason			3/0	6	88	1.7	26	1


2020	OPPONENT	P/S	NO	YDS	AVG	LG	TD	
09/13	Arizona	S	2	34	17.0	18	0	
09/20	at N.Y. Jets	S	4	67	16.8	24	0	
09/27	at N.Y. Giants	S	4	63	15.8	18	0	
10/04	Philadelphia	S	3	33	11.0	20	0	
10/11	Miami	p	2	30	15.0	19t	1	
10/18	L.A. Rams	p	2	44	22.0	25	0	
10/25	at New England	p	-	-	-	-	-	
11/01	at Seattle	p	8	81	10.1	20	0	
11/05	Green Bay			Reserve/COVID-19				
11/15	at New Orleans	p	4	26	6.5	11	0	
11/29	at L.A. Rams	p	3	34	11.3	18	0	
12/07	Buffalo	p	4	35	8.8	13	0	
12/13	Washington	p	3	42	14.0	16	0	
12/20	at Dallas	p	4	86	21.5	49t	1	
12/26	at Arizona	p	1	16	16.0	16	0	
01/03	Seattle	p	5	76	15.2	27	0	
2020 Totals			15/5	49	667	13.6	49t	2

2021	OPPONENT	P/S	NO	YDS	AVG	LG	TD	
09/12	Miami	p	1	17	17.0	17	0	
09/19	at N.Y. Jets	p	2	10	5.0	7	0	
09/26	New Orleans	S	6	96	16.0	31	1	
10/03	Tampa Bay	S	5	58	11.6	17	0	
10/10	at Houston	p	3	26	8.7	15	0	
10/17	Dallas	p	1	75	75.0	75t	1	
10/24	N.Y. Jets	p	4	68	17.0	46	0	
10/31	at L.A. Chargers	p	4	38	9.5	14	0	
11/07	at Carolina	p	3	34	11.3	18	0	
11/14	Cleveland	p	4	98	24.5	48	1	
11/18	at Atlanta	p	4	42	10.5	19	0	
11/28	Tennessee	S	5	61	12.2	41t	2	
12/06	at Buffalo	S	0	0	-	-	0	
12/18	at Indianapolis	p	3	44	14.7	20	0	
12/26	Buffalo	p	2	33	16.5	20	0	
01/02	Jacksonville	S	5	76	15.2	46	0	
01/09	at Miami	p	3	24	8.0	17	0	
2021 Totals			17/5	55	800	14.5	75t	5
01/15	at Buffalo	p	7	77	11.0	43	2	
2021 Postseason			1/0	7	77	11.0	43	2

2022	OPPONENT	P/S	RECEIVING					RUSHING					
			NO	YDS	AVG	LG	TD	NO	YDS	AVG	LG	TD	
09/11	at Miami	p	1	41	41.0	41	0	-	-	-	-	-	
09/18	at Pittsburgh	p	2	16	8.0	10	0	-	-	-	-	-	
09/25	Baltimore	S	4	58	14.5	26	0	-	-	-	-	-	
10/02	at Green Bay	p	2	23	11.5	16	0	1	15	15.0	15	-	
10/09	Detroit	p	1	1	1.0	1	0	1	-1	-1.0	-1	-	
10/16	at Cleveland	p	1	17	17.0	17	0	-	-	-	-	-	
10/24	Chicago			Inactive									
10/30	at N.Y. Jets	p	-	-	-	-	-	-	-	-	-	-	
11/06	Indianapolis	S	3	11	3.7	10	0	1	1	1.0	1	-	
11/20	N.Y. Jets	p	1	8	8.0	8	0	-	-	-	-	-	
11/24	at Minnesota	p	3	36	12.0	17	0	1	-7	-7.0	-7	-	
12/01	Buffalo	p	1	15	15.0	15	0	-	-	-	-	-	
12/12	at Arizona	p	5	47	9.4	16	0	-	-	-	-	-	
12/18	at Las Vegas	p	-	-	-	-	-	-	-	-	-	-	
12/24	Cincinnati	p	6	100	16.7	32	1	1	29	29.0	29	-	
01/01	Miami	p	1	16	16.0	16	0	1	2	2.0	2	-	
01/08	at Buffalo	p	4	45	11.3	20	0	0	0	-	-	-	
2022 Totals			16/2	35	434	12.4	41	1	6	39	6.5	29	-

2023	OPPONENT	P/S	RECEIVING					RUSHING					
			NO	YDS	AVG	LG	TD	NO	YDS	AVG	LG	TD	
09/10	Philadelphia	S	6	64	10.7	19t	2	-	-	-	-	-	
09/17	Miami	P	4	29	7.3	13	-	-	-	-	-	-	
09/24	at N.Y. Jets	P	4	46	11.5	18	-	-	-	-	-	-	
10/01	at Dallas	P	2	36	18.0	20	-	-	-	-	-	-	
10/08	New Orleans	S	2	43	21.5	28	-	-	-	-	-	-	
10/15	at Las Vegas	S	10	89	8.9	36	-	1	4	4.0	4	-	
10/22	Buffalo	S	6	63	10.5	33	1	-	-	-	-	-	
10/29	at Miami	S	3	36	12.0	24t	1	-	-	-	-	-	
11/5	Washington			Injured reserve									
11/12	Indianapolis			Injured reserve									
11/26	at N.Y. Giants			Injured reserve									
12/3	L.A. Chargers			Injured reserve									
12/7	at Pittsburgh			Injured reserve									
12/17	Kansas City			Injured reserve									
12/24	at Denver			Injured reserve									
12/31	at Buffalo			Injured reserve									
1/7	N.Y. Jets			Injured reserve									
2023 Totals			8/5	37	406	11.0	36	4	1	4	4.0	4	0

PLAYERS



KAYSHON BOUTTE

 **80** | WIDE RECEIVER

HT: 5-11 | **WT:** 197 | **Born:** 5/7/2002 | **Exp. (NFL/Patriots):** 2/2
GP/GS (Playoffs): 5/0 (0/0) | **Acq:** D6a-23 (187th)
College: Louisiana State | **Hometown:** New Iberia, La.

PRONOUNCED KAY-shawn BOO-tee CAREER TRANSACTIONS

Kayshon Boutte was drafted by the New England Patriots in the sixth round (187th overall) of the 2023 NFL Draft.

SEASONAL REVIEWS

2023 (5/0)

- Played in five games as a reserve wide receiver. Collected two receptions 19 yards (9.5 avg). Was inactive for 12 games.
- Made his NFL debut vs. Philadelphia (9/10) and played as a reserve wide receiver.
- Was active vs. Indianapolis (11/12) for the first time since Week 1 vs. Philadelphia on Sept. 10. He caught his first NFL pass for an 11-yard gain from QB Mac Jones in the fourth quarter.
- Returned to action at Denver (12/24) after missing three games due to injury.

COLLEGE

- Spent 3 years at LSU, appearing in 27 games with 21 starts.
- Capped career with 131 receptions for 1,782 yards and 16 touchdowns.
- Had 7 100-yard games including an SEC-record 308 yards and three TDs on 14 receptions against Ole Miss in the

UPDATED STATISTICS

Click or scan on the QR Code to access updated statistical information.



2020 season-finale.

- In 27 career games, had 5 or more receptions 14 times.

PERSONAL

- Wore No. 7 in 2022, which is the number presented to the best playmaker on the team from the state of Louisiana.
- Was majoring in interdisciplinary studies.
- Played at Westgate High School in New Iberia, Louisiana.
- Ranked as the No. 1 receiver in the state of Louisiana by ESPN, Rivals and 247Sports.

KAYSHON BOUTTE STATISTICS

POS: WR HT: 5-11 WT: 197 LBS YEAR: 2nd ACQ: D6A-23 (187th) COLLEGE: LOUISIANA STATE BORN: 5/7/02

REGULAR SEASON STATISTICS

Year	Team	G/S	NO	RECEIVING				RUSHING			
				YDS	AVG	LG	TD	NO	YDS	AVG	TD
2023	Patriots	5/0	2	19	9.5	11	0	-	-	-	-
Totals – 1 Year		5/0	2	19	9.5	11	0	0	0	0.0	0



WILLIAM BRADLEY-KING

52 | DEFENSIVE END

HT: 6-4 | **WT:** 265 | **Born:** 12/22/1997 **Exp. (NFL/Patriots):** 1/2
GP/GS (Playoffs): 4/0 (0/0) **Acq:** FA - 23
College: Baylor | **Hometown:** Kansas City, MO.

CAREER TRANSACTIONS

William Bradley-King was signed by the New England Patriots to a futures contract on January 8, 2024 ... Originally drafted by Washington in the seventh round (240th overall) of the 2021 NFL Draft ... Released by Washington (8/31/21) ... Signed by Washington to the practice squad (9/1/21) ... Elevated by Washington to the active roster from the practice squad (12/11/21) ... Reverted back to the Washington practice squad (12/13/21) ... Elevated by Washington to the active roster from the practice (1/1/22) ... Reverted back to the Washington practice squad (1/3/22) ... Signed by Washington as a free agent (1/8/22) ... Released by Washington (8/30/22) ... Signed by Washington to the practice squad (8/31/22) ... Elevated by Washington to the active roster from the practice squad (9/24/22) ... Reverted back to the Washington practice squad (9/26/22) ... Signed by Washington to a futures contract (1/9/23) ... Released by Washington (8/29/23) ... Signed by Washington to the practice squad (8/30/23) ... Released by Washington from the practice squad (9/6/23) ... Signed by Washington (9/8/23) ... Released by Washington (9/12/23) ... Signed by Washington to the practice squad (9/14/23) ... Released by Washington from the practice squad (10/16/23) ... Signed by New England to the practice squad (10/18/23)

SEASONAL REVIEWS

2023 (0/0)

- Spent part of the year on the Patriots practice squad after being signed on Oct. 18.

2023 (0/0 - WASHINGTON)

- Spent time on the Washington practice squad before being released on Oct. 16.

2022 (1/0 - WASHINGTON)

- Spent most of the year on the Washington practice squad.
- Was elevated from the practice squad for one game and played as a reserve vs. Philadelphia (9/25), collecting 2 tackles.

UPDATED STATISTICS

Click or scan on the QR Code to access updated statistical information.



PLAYERS

2021 - (3/0, - WASHINGTON)

- Spent the year on the practice squad but was elevated from the practice squad and saw action in three games where he recorded five tackles and a half sack.
- Made his NFL debut as a reserve vs. Dallas (12/22).

COLLEGE

- As a senior at Baylor University he compiled 31 tackles in nine games played (eight starts) and earned All-Big 12 Honorable Mention.
- Led the team in pass breakups (4) and quarterback hurries (4)
- As a junior at Arkansas State he started all 13 games for Arkansas State in 2019 and led team with 13.5 tackles for loss, 8.5 sacks, six QB hurries and three forced fumbles. Ranked second in the Sun Belt with 8.5 sacks and fourth with 13.5 TFL
- Played in five games in a reserve role on the defensive line. Recorded seven tackles (2 solo/5 assist), including 2.0 tackles for loss and 1.0 sack as a sophomore.
- Redshirted and participated on the scout team. A-State Athletics Director's Honor Roll member Sun Belt Conference Academic Honor Roll as a freshman.

PERSONAL

- Physical Education major. Graduated from Arkansas State in May 2020 and is pursuing master's degree from Baylor.

WILLIAM BRADLEY-KING STATISTICS

POS: DE HT: 6-4 WT: 265 LBS YEAR: 1ST ACQ: FA-23 COLLEGE: BAYLOR BORN: 12/22/1997

REGULAR SEASON DEFENSIVE STATISTICS

Year	Team	G/S	TACKLES						INTERCEPTIONS					MISCELLANEOUS				
			TT	UT	A	S	YDS	NO	YDS	AVG	LG	TD	PD	FF	FR	YDS	TD	SPT
2021	Commanders	3/0	5	0	5	0.5	3.0	0	0	0.0	0	0	0	0	0	0	0	0
2022	Commanders	1/0	2	1	1	0.0	0.0	0	0	0	0	0	0	0	0	0	0	
2023	Patriots		Practice Squad															
Totals - 2 Years		4/0	7	1	6	0.5	3.0	0	0	0.0	0	0	0	0	0	0	0	0



JACOBY BRISSETT



14 | QUARTERBACK

HT: 6-4 | **WT:** 235 | **Born:** 12/11/1993 | **Exp. (NFL/Patriots):** 9/2

GP/GS (Playoffs): 79/48 (1/0) | **Acq:** UFA (WAS)-24

College: North Carolina State | **Hometown:** West Palm Beach, Fla.



SUPER BOWL: 16

PRONOUNCED *briss-ETTE*

CAREER TRANSACTIONS

Jacoby Brissett was signed by the New England Patriots as an unrestricted free agent from Washington on March 15, 2024 ... Originally drafted by New England in the third round (91st overall) in the 2016 NFL Draft ... Traded by New England to Indianapolis in exchange for WR Philip Dorsett II (9/2/17) ... Re-signed by Indianapolis (9/3/19) ... Signed by Miami as an unrestricted free agent from Indianapolis (3/17/22) ... Signed by Cleveland as an unrestricted free agent from Miami (3/25/23) ... Signed by Washington as an unrestricted free agent from Cleveland (3/16/23).

CAREER HIGHLIGHTS

- Has appeared in 79 regular season games with 48 starts and played in one postseason game. He has completed 981-of-1,600 passes (61.3 percent) for 10,574 yards, 51 touchdowns and 23 interceptions. He has also rushed 230 times for 915 yards and 15 touchdowns.
- In 2019, recorded one reception for 2 yards.

SEASONAL REVIEWS

2023 (3/0 - WASHINGTON)

- Appeared in three regular season games as a reserve, completing 18-of-23 passes (78.3 percent) for 224 yards with 3 touchdowns. Also rushed three times for 19 yards.

2022 (16/11 - CLEVELAND)

- Played in 16 games with 11 starts and completed 236-of-369 passes (64.0 percent) for 2,609 yards with 12 touchdowns and 6 interceptions. Also rushed 49 times for 243 yards with 2 touchdowns.

2021 (11/5 - MIAMI)

- Appeared in 11 games with 5 starts, finishing with 141-of-225 passing (62.7 percent) for 1,283 yards, 5 touchdowns and 4 interceptions. Also rushed 19 times for 70 yards and 1 touchdown.

2020 (11/0, 1/0 - INDIANAPOLIS)

- Assumed the role of backup quarterback to Philip Rivers and played in 11 games, completing 2-of-8 passes (25.0 percent) for 17 yards.
- Played in his first career playoff game at Buffalo (1/9), registering 1 rushing attempt for no gain.

2019 (15/15 - INDIANAPOLIS)

- Served as the starting quarterback and started in all 15 games he played, completing 272-of-447 passes (60.9 percent) for 2,942 yards with 18 touchdowns and 6 interceptions. Also rushed 56 times for 228 yards with 4 touch-

UPDATED STATISTICS

Click or scan on the QR Code to access updated statistical information.



HONORS & AWARDS

2020: Walter Payton Man of the Year Nominee

2019: AFC Offensive Player of the Week (Week 6)

downs. Recorded his only reception of his career for 2 yards off a deflected pass vs. Carolina (12/22).

- Had three 300-yard games with 326 yards vs. Houston (10/20), 319 vs. Tennessee (12/1) and 310 vs. Atlanta (9/22).
- Was inactive for the game against Miami (11/10) due to a knee injury.
- In Week 6 vs. Houston (10/20), Brissett was named the AFC Offensive Player of the Week after completing 26-of-39 passes for career highs of 326 yards and 4 touchdowns.

2018 (4/0, 0/0 - INDIANAPOLIS)

- Resumed a backup quarterback role with the return of Andrew Luck from injury and played in 4 games, completing 2-of-4 passes (50.0 percent) for 2 yards.
- Was inactive for all two playoff games.

2017 (16/15 - INDIANAPOLIS)

- Played in all 16 regular season games with 15 starts and completed 276-of-469 passes (81.7 percent) for 3,098 yards with 13 touchdowns and 7 interceptions. Also recorded 63 rushes for 260 yards and 4 touchdowns. His four rushing touchdowns tied the Colts record for the second most in franchise history by a quarterback in a single year (Andrew Luck, five in 2012).
- Became the starting quarterback after Andrew Luck suffered a season-long injury, beating out Scott Tolzien for the job.

- Had two 300-yard games with 314 yards vs. San Francisco (10/8) and 308 yards at Houston (11/5).

- Registered a career-long 80-yard touchdown throw to WR T.Y. Hilton at Houston (11/5) in the third quarter.

2016 (3/2, 0/0 - NEW ENGLAND)

- Appeared in three regular-season games with two starts and finished 34-of-55 passing (61.8 percent) for 400 yards. Also rushed 16 times for 83 yards and a touchdown before being placed on injured reserve on Oct. 7 with a designation to return. Returned to the active roster on Dec. 21 after

SINGLE-GAME CAREER HIGHS**REGULAR SEASON:**

Attempts:	49	at Las Vegas (09/26/21)
Completions:	32	at Las Vegas (09/26/21)
Passing Yards:	326	vs. Houston (10/20/19)
Long:	80t	at Houston (11/05/17)
Touchdowns:	4	vs. Houston (10/20/19)

being activated from injured reserve and was inactive for the final two regular-season contests.

- Was inactive for all three playoff games.
- Made his first NFL appearance as the backup quarterback in relief of Jimmy Garoppolo vs. Miami (9/18), who left the game with an injury in the second quarter. Finished 6-of-9 for 92 yards and rushed for 12 yards on four carries.
- Made his first NFL start to become the ninth Patriots quarterback to make a start during his rookie season in the win vs. Houston (9/23). Finished the game 11-of-19 for 103 yards and scored his first NFL touchdown on a 27-yard run in the first quarter, marking the longest run by a Patriots quarterback since Steve Grogan had a 31-yard run vs. the Baltimore Colts on Sept. 18, 1978, and the longest touchdown run since Grogan scored on a 41-yard touchdown run vs. the NY Jets on Oct. 18, 1976.
- Made his second straight start at quarterback and finished 17-of-27 for 205 yards, including a 58-yard pass to TE Martellus Bennett, vs. Buffalo (10/2).
- Placed on injured reserve (10/7).
- Activated to the 53-man roster (12/21).

COLLEGE

- Began his collegiate career at Florida before transferring to NC State after the 2012 season.
- In 2011, became the first true freshman quarterback at Florida to take his first career snap as the starter.
- Sat out the 2013 season and took over as the Wolfpack's starting QB in 2014.
- Threw 187 straight passes without an interception in 2014 - the seventh-longest streak in ACC history.
- Played in 13 games and completed 237-of-395 passes for 2,662 yards and 20 touchdowns and five interceptions as a senior in 2015. Also rushed 139 times for 370 yards and six touchdowns.
- Played in 13 games as a junior in 2014 and completed 221-of-370 passes for 2,606 yards, for 23 touchdowns and five interceptions. Also posted 124 rushing attempts for 529 yards and three touchdowns.

- Was one of just three quarterbacks in the Power 5 with at least 2,000 passing yards, 300 rushing yards, 20 passing TDs and five or less interceptions (along with Heisman Trophy winner Marcus Mariota of Oregon and Brett Hundley of UCLA).
- Threw 23 touchdown passes, the seventh-best single season mark in school history and more than Philip Rivers had in his junior campaign.
- Threw 187 straight passes without an interception in 2014 - the seventh longest streak in ACC history.
- Ranked third in the ACC in total offense (51st nationally) with 241.2 yards/game. His 3,135 total yards were the seventh-best in school history.
- Sat out the 2013 season after transferring from Florida.

PERSONAL

- Led Dwyer to its first state championship during his junior campaign.
- Dwyer posted a 12-2 record and reached the state 4A semifinals during his senior campaign.
- Competed in the 2011 U.S. Army All-American Bowl.
- Honors: Palm Beach Post's Offensive Player of the Year and Lou Groza Palm Beach County High School Player of the Year.
- Senior stats: 2,743 passing yards and an area-best 32 touchdowns with just one interception; 63 rushes for 368 yards and seven scores.

JACOBY BRISSETT'S STATISTICS

POS: QB HT: 6-4 WT: 235 LBS YEAR: 9TH ACQ: UFA (WAS)-24 COLLEGE: NORTH CAROLINA STATE BORN: 12/11/93

REGULAR SEASON PASSING STATISTICS

Year	Team	G/S	Att	Cmp	Yds	Yds/Att	Pct	TD	TD %	Int	Int %	Lg	Sacks	Rating
2016	Patriots	3/2	55	34	400	7.3	61.8	0	0	0	0	58	6/46	83.9
2017	Colts	16/15	469	276	3098	6.6	58.8	13	2.8	7	1.5	80t	52/305	81.7
2018	Colts	4/0	4	2	2	0.5	50	0	0	0	0	4	0/0	56.3
2019	Colts	15/15	447	272	2942	6.6	60.9	18	4	6	1.3	50	27/159	88
2020	Colts	11/0	8	2	17	2.1	25	0	0	0	0	13	2/15	39.6
2021	Dolphins	11/5	225	141	1283	5.7	62.7	5	2.2	4	1.8	52	19/132	78.1
2022	Browns	16/11	369	236	2608	7.1	64	12	3.3	6	1.6	55	24/160	88.9
2023	Commanders	3/0	23	18	224	9.7	78.3	3	13	0	0	48	0/0	146.8
Totals – 8 Years		79/48	1,600	981	10,574	6.6	61.3	51	3.2	23	1.4	80t	130/817	85.3

REGULAR SEASON RUSHING STATISTICS

Year	Team	G/S	NO	YDS	RUSHING				RECEIVING			
					AVG	LG	TD	NO	YDS	AVG	LG	TD
2016	Patriots	3/2	16	83	5.2	27t	1	0	0	-	-	0
2017	Colts	16/15	63	260	4.1	25	4	0	0	-	-	0
2018	Colts	4/0	7	-7	-1	-1	0	0	0	-	-	0
2019	Colts	15/15	56	228	4.1	24	4	1	2	2	2	0
2020	Colts	11/0	17	19	1.1	5	3	0	0	-	-	0
2021	Dolphins	11/5	19	70	3.7	19	1	0	0	-	-	0
2022	Browns	16/11	49	243	5	22	2	0	0	-	-	0
2023	Commanders	3/0	3	19	6.3	10	0	0	0	-	-	0
Totals – 8 Years		79/48	230	915	4	27t	15	1	2	2	2	0

POSTSEASON PASSING STATISTICS

Year	Team	G/S	Att	Cmp	Yds	Yds/Att	Pct	TD	TD %	Int	Int %	Lg	Sacks	Rating
2016	Patriots	0/0	0	0	0	0.0	0.0	0	0.0	0	0.0	0	0/0	0.0
2018	Colts	0/0	0	0	0	0.0	0.0	0	0.0	0	0.0	0	0/0	0.0
2020	Colts	1/0	0	0	0	0.0	0.0	0	0.0	0	0.0	0	0/0	0.0
Totals – 3 Years		1/0	0	0	0	0.0	0.0	0	0.0	0	0.0	0	0/0	0.0

Additional Statistics: 2020: 1 Rushing Attempt for zero Yards.

BRISSETT'S CAREER GAME-BY-GAME

2018 Totals	4/0	4	2	2	50.0	0	4	0	0	0	0	56.3	7	-7	-1	0	10/6	21-7
1/5 at Houston																		W
1/12 at Kansas City																		L
2018 Postseason	0/0	0	0	0	0.0	0	0	0	0	0	0	0.0	0	0	0	0	1-1	13-31

PLAYERS

		PASSING										RUSHING						
2019	OPPONENT	P/S	ATT	CMP	YDS	PCT	TD	LG	INT	S	YDS	RATING	RUSH	YDS	LG	TD	W/L	SCORE
9/8	at L.A. Chargers	S	27	21	190	77.8	2	25	0	2	17	120.7	3	9	6	0	L	24-30
9/15	at Tennessee	S	28	17	146	60.7	3	19	1	3	25	95.2	7	25	7	0	W	19-17
9/22	Atlanta	S	37	28	310	75.7	2	35	0	1	10	118.1	3	4	6	0	W	27-24
9/29	Oakland	S	46	24	265	52.2	3	48t	1	0	0	82.2	5	19	9	0	L	24-31
10/6	at Kansas City	S	29	18	151	62.1	0	18	1	0	0	61.1	6	9	7	1	W	19-13
10/20	Houston	S	39	26	326	66.7	4	34	0	1	5	126.7	5	6	5	0	W	30-23
10/27	Denver	S	25	15	202	60	0	35	0	4	11	85.8	6	34	8	0	W	15-13
11/3	at Pittsburgh	S	5	4	59	80	0	27	0	1	4	115.8	2	4	7	0	L	24-26
11/10	Miami																	L
																		L
11/17	Jacksonville	S	24	15	148	62.5	1	31	1	3	23	76.4	2	12	7	1	W	33-13
11/21	at Houston	S	25	16	129	64	0	14	0	1	8	76.9	4	20	8	1	L	17-20
12/1	Tennessee	S	40	25	319	62.5	1	26	2	3	10	74.9	1	-1	-1	0	L	17-31
12/8	at Tampa Bay	S	36	19	251	52.8	2	50	0	1	8	93.6	4	26	9	0	L	35-38
12/16	at New Orleans	S	34	18	165	52.9	0	24	0	1	6	66.4	1	7	7	0	L	7-34
12/22	Carolina	S	27	14	119	51.9	0	21	0	3	13	63.7	3	37	24	1	W	38-6
12/29	at Jacksonville	S	25	12	162	48	0	33	0	3	19	69.1	4	17	9	0	L	20-38
2019 Totals			15/15	447	272	2,942	60.9	18	50	6	27	159	88.0	56	228	24	4	7/9

		PASSING										RUSHING						
2020	OPPONENT	P/S	ATT	CMP	YDS	PCT	TD	LG	INT	S	YDS	RATING	RUSH	YDS	LG	TD	W/L	SCORE
9/13	at Jacksonville	P	0	0	0	-	0	-	0	1	6	-	0	0	-	0	L	20-27
9/20	Minnesota																	W
																		W
9/27	N.Y. Jets	P	4	2	17	50	0	13	0	0	0	61.5	2	0	0	0	W	36-7
10/4	at Chicago																	W
																		W
10/11	at Cleveland																	L
10/18	Cincinnati																	W
11/1	at Detroit																	W
																		W
11/8	Baltimore	P	1	0	0	0	0	-	0	0	0	39.6	0	0	-	0	L	10-24
11/12	at Tennessee	P	0	0	0	-	0	-	0	0	0	-	1	2	2t	1	W	34-17
11/22	Green Bay	P	0	0	0	-	0	-	0	0	0	-	2	9	5	0	W	34-31
11/29	Tennessee	P	2	0	0	0	0	-	0	1	9	39.6	4	3	2	2	L	26-45
12/6	at Houston	P	0	0	0	-	0	-	0	0	0	-	2	1	2	0	W	26-20
12/13	at Las Vegas	P	0	0	0	-	0	-	0	0	0	-	2	-2	-1	0	W	44-27
12/20	Houston	P	1	0	0	0	0	-	0	0	0	39.6	1	2	2	0	W	27-20
12/27	at Pittsburgh	P	0	0	0	-	0	-	0	0	0	-	1	1	1	0	L	24-28
1/3	Jacksonville	P	0	0	0	-	0	-	0	0	0	-	2	3	2	0	W	28-14
2020 Totals			11/0	8	2	17	25.0	0	13	0	2	15	39.6	17	19	5	3	11/5
01/9	at Buffalo		0	0	0	0.0	0	0	0	0	0	0.0	1	0	0	0	L	24-47
2020 Postseason			1/0	0	0	0.0	0	0	0	0	0	0.0	0	0	0	0	0-1	

		PASSING										RUSHING						
2021	OPPONENT	P/S	ATT	CMP	YDS	PCT	TD	LG	INT	S	YDS	RATING	RUSH	YDS	LG	TD	W/L	SCORE
9/12	at New England	P	0	0	0	-	0	-	0	0	0	-	2	4	2	0	W	17-16
9/19	Buffalo	P	40	24	169	60	0	18	1	4	24	59.3	4	8	6	0	L	0-35
9/26	at Las Vegas	S	49	32	215	65.3	0	27	0	2	18	74.8	7	37	19	1	L	28-31
10/3	Indianapolis	S	30	20	199	66.7	2	42	0	3	31	107.5	3	8	6	0	L	17-27
10/10	at Tampa Bay	S	39	27	275	69.2	2	34	1	3	13	95.6	0	0	-	0	L	17-45
10/17	at Jacksonville	P	1	1	25	100	0	25	0	0	0	118.8	0	0	-	0	L	20-23
10/24	Atlanta																	L
10/31	at Buffalo																	L
11/7	Houston	S	43	26	244	60.5	1	21	2	4	29	64.5	1	7	7	0	W	17-9
11/11	Baltimore	S	23	11	156	47.8	0	52	0	2	17	70.2	1	4	4	0	W	22-10
11/21	at N.Y. Jets																	W
11/28	Carolina																	W
12/05	N.Y. Giants																	W

BRISSETT'S CAREER GAME-BY-GAME

12/19	N.Y. Jets	P	0	0	0	-	0	-	0	0	0	-	1	2	2	0	W	31-24
12/27	at New Orleans	P	0	0	0	-	0	-	0	1	0	-	0	0	-	0	W	20-3
1/2	at Tennessee	P	0	0	0	-	0	-	0	0	0	-	0	0	-	0	L	3-34
1/09	New England																W	
Did Not Play																		
2021 Totals			11/11	225	141	1,283	62.7	5	52	4	19		78.1	19	70	19	1	9/8

2022	OPPONENT	P/S	PASSING								RUSHING							W/L	SCORE
			ATT	CMP	YDS	PCT	TD	LG	INT	S	YDS	RATING	RUSH	YDS	LG	TD			
9/11	at Carolina	S	34	18	147	52.9	1	24	0	1	9	74	4	10	4	0	W	26-24	
9/18	N.Y. Jets	S	27	22	229	81.5	1	30	1	1	8	98.9	6	43	21	0	L	30-31	
9/22	Pittsburgh	S	31	21	220	67.7	2	32	0	2	15	109.6	3	11	6	0	W	29-17	
10/2	at Atlanta	S	35	21	234	60	0	42	1	1	8	68	5	16	5	1	L	20-23	
10/9	L.A. Chargers	S	34	21	230	61.8	1	38	1	0	0	79.3	3	32	20	0	L	28-30	
10/16	New England	S	45	21	266	46.7	1	37	2	4	8	54.5	1	0	0	0	L	15-38	
10/23	at Baltimore	S	27	22	258	81.5	0	55	0	5	35	106.5	3	18	10	0	L	20-23	
10/31	Cincinnati	S	22	17	278	77.3	1	53	0	2	10	133.7	6	12	4	1	W	32-13	
11/13	at Miami	S	35	22	212	62.9	1	38	0	3	27	89.2	7	40	14	0	L	17-39	
11/20	at Buffalo	S	41	28	324	68.3	3	27	0	1	8	116.3	7	29	22	0	L	23-31	
11/27	Tampa Bay	S	37	23	210	62.2	1	45	1	4	32	75.3	2	27	17	0	W	23-17	
12/4	at Houston	P	0	0	0	-	0	-	0	0	0	-	0	0	-	0	W	27-14	
12/11	at Cincinnati	P	1	0	0	0	0	-	0	0	0	39.6	0	0	-	0	L	10-23	
12/17	Baltimore	P	0	0	0	-	0	-	0	0	0	-	1	3	3	0	W	13-3	
12/24	New Orleans																L	10-17	
Did Not Play																			
1/1	at Washington	P	0	0	0	-	0	-	0	0	0	-	1	2	2	0	W	24-10	
1/8	at Pittsburgh	P	0	0	0	-	0	-	0	0	0	-	0	0	-	0	L	14-28	
2022 Totals			16/11	369	236	2,608	64.0	12	55	6	24	160	88.9	49	243	22	2	7/10	

2023	OPPONENT	P/S	PASSING								RUSHING							W/L	SCORE
			ATT	CMP	YDS	PCT	TD	LG	INT	S	YDS	RATING	RUSH	YDS	LG	TD			
9/10	Arizona																W	20-16	
9/17	at Denver																W	35-33	
9/24	Buffalo																L	3-37	
10/1	at Philadelphia																L	31-34	
10/5	Chicago																L	20-40	
10/15	at Atlanta																W	24-16	
10/22	at N.Y. Giants																L	7-14	
10/29	Philadelphia																L	31-38	
11/5	at New England																W	20-17	
11/12	at Seattle																L	26-29	
11/19	N.Y. Giants																L	19-31	
11/23	at Dallas																L	10-45	
12/3	Miami	P	0	0	0	-	0	-	0	0	0	-	0	0	-	0	L	15-45	
12/17	at L.A. Rams	P	10	8	124	80	2	48	0	0	0	157.9	2	9	9	0	L	20-28	
12/24	at N.Y. Jets	P	13	10	100	76.9	1	29	0	0	0	123.9	1	10	10	0	L	28-30	
12/31	San Francisco																L	10-27	
1/7	Dallas																L	10-38	
2023 Totals			3/0	23	18	224	78.3	3	48	0	0	0	146.8	3	19	10	0	4/13	

PLAYERS



JOE CARDONA

49 | LONG SNAPPER

HT: 6-2 | **WT:** 245 | **Born:** 4/16/1992 | **Exp. (NFL/Patriots):** 10/10
GP/GS (Playoffs): 144/0 (13/0) | **Acq:** D5-15 (166th)
College: Navy | **Hometown:** El Cajon, Calif.

 **SUPER BOWLS:** 16, 18

PRONOUNCED *car-DOAN-ah*

CAREER TRANSACTIONS

Joe Cardona was re-signed by the New England Patriots as an unrestricted free agent on March 21, 2023 ... Originally drafted by New England in the fifth round (166th overall) of the 2015 NFL Draft.

SEASONAL REVIEWS

2023 (17/0)

- Handled long-snapping duties for all punts, field goals and extra points for all 17 games.
- Recorded a special teams tackle at Las Vegas (10/15).

2022 (14/0)

- Handled long-snapping duties for all punts, field goals and extra points through the first 14 regular season games before being placed on injured reserve on Dec. 23.

2021 (17/0, 1/0)

- Handled long-snapping duties for all punts, field goals and extra points through all 17 regular season games and in the Wild Card Round playoff game at Buffalo (1/15).
- Recorded a special teams tackle vs. New Orleans (9/26).

2020 (16/0)

- Handled long-snapping duties for all punts, field goals and extra points for the season.

2019 (16/0, 1/0)

- Handled long-snapping duties for all punts, field goals and extra points through all 16 regular season games of the season and the AFC Wild Card Playoff vs. Tennessee (1/4).
- Finished the season with two special teams tackles.

2018 (16/0, 3/0)

- Handled long-snapping duties for all Patriots punts, field goals and extra points through all Patriots regular and postseason contests, including the Super Bowl LIII win vs. L.A. Rams (2/3). Posted one tackle on special teams.
- Handled long-snapping duties and made one special teams tackle at Detroit (9/23).

2017 (16/0, 3/0)

- Handled long-snapping duties for all Patriots punts, field goals and extra points through all Patriots regular and postseason contests, including the Super Bowl LII vs. Philadelphia (2/4). Totaled a career-high four special teams tackles.

2016 (16/0, 3/0)

- Handled long-snapping duties for all Patriots punts, field

UPDATED STATISTICS

Click or scan on the QR Code to access updated statistical information.



EXTRA POINTS

- Joe Cardona graduated from the Naval Academy in 2015 and was named the NFL's 2023 Salute to Service Award winner.
- Cardona is the third Navy alum drafted by the Patriots, joining Heisman Trophy winner and Winchester native Joe Bellino (1961) and Max Lane (1994).
- Prior to the Oct. 22, 2017 home game vs. Atlanta, Cardona organized an effort amongst fellow Patriots players and coaches to donate 200 game tickets to military members.
- In the 2018 offseason, Cardona went on a two-week training mission to South Korea with the United States Navy Reserves.

VIDEO FEATURE

- See how Joe and his teammates found a unique way to honor local military heroes on the field on this episode of ["Patriots All Access."](#)
- Get to know Joe off the field in this episode of ["Tilted."](#)



goals and extra points through all Patriots regular and postseason contests, including the Super Bowl LI victory vs. Atlanta (2/5). Posted three special teams tackles.

- Recorded one special teams tackle in the win vs. Cincinnati (10/16).
- Totaled one special teams tackle vs. Seattle (11/13).
- Recorded one special teams tackle in the win vs. Los Angeles (12/4).

2015 (16/0, 2/0)

- Handled long-snapping duties for all punts and field goals through all 16 games of the regular season and both postseason contests.
- Made his NFL debut in the win vs. Pittsburgh (9/10).
- Recorded three special teams tackles at Denver (11/29).

COLLEGE

- Four-year player at long snapper and regarded as one of the top long snappers in the country.
- Became only the second freshman to start at long snapper in program history.
- Earned four letters.

PERSONAL

- Son of Patrick and Margaret Cardona.

- Two sport athlete who lettered twice in football and four years in lacrosse.
- Named conference MVP as a midfielder for lacrosse team his senior year.
- Commissioned as a Lieutenant in the Navy Reserve.
- Majored in economics at Navy.





DEMARIO DOUGLAS

 **3 | WIDE RECEIVER**

HT: 5-8 | **WT:** 192 | **Born:** 12/8/2000 | **Exp. (NFL/Patriots):** 2/2
GP/GS (Playoffs): 14/7 (0/0) | **Acq:** D6c-23 (210th)
College: Liberty University | **Hometown:** Jacksonville, Fla.

CAREER TRANSACTIONS

DeMario Douglas was drafted by the New England Patriots in the sixth round (210th overall) of the 2023 NFL Draft.

SEASONAL REVIEWS

2023 (14/7)

- Played in 14 games with seven starts and finished with 49 receptions for a team-leading 561 yards (11.4 avg). He had the most receptions (49) and receiving yards (561) by a rookie wide receiver under former head coach Bill Belichick. Also had 8 rushing attempts for 41 yards.
- Handled punt returns part-time, and had 11 returns for 56 yards (5.1 avg).
- Was listed inactive at Las Vegas (10/15), L.A. Chargers (11/12) and at Pittsburgh (12/7) due to injury.
- Made his NFL debut vs. Philadelphia (9/10). His first career catch came on the first Patriots possession when QB Mac Jones hit him for a 5-yard completion on first down. Finished the game with 4 receptions for 40 yards.
- Filled in as the punt returner vs. Miami (9/17) for DB Marcus Jones, who exited the game with an injury.
- Connected with QB Mac Jones on a 42-yard pass play to convert a third-and-6 situation in the first quarter at Dallas (10/1). That play helped set up K Chad Ryland's 29-yard field goal.
- Left the game in the first half vs. New Orleans (10/8) due to injury and did not return.
- Made his first NFL start when the Patriots opened in a three-wide receiver set vs. Buffalo (10/22). Returned a second quarter punt 25 yards to help New England begin a drive at the Buffalo 46-yard line. That helped lead to a 5-play, 40-yard drive that ended in a 24-yard field goal by K Chad Ryland.
- Led the team with a career-high six receptions for 84 yards vs. Indianapolis (11/12).
- Returned to game action vs. Kansas City (12/17) after missing two games due to injury and was in the starting lineup.

COLLEGE

- Phil Steele Preseason All-Hornung first team (wide receiver). Named to the Paul Hornung Award watch list (most versatile player in college football) in 2021 and 2022.
- Led the team in receiving in 2022 with a career-high 79 receptions for 993 yards and six touchdowns, while also finishing the year with 14 punt returns for 291 yards for an average of 20.8 yards per return.
- Saw playing time in all 12 games in 2021, starting six contests at wide receiver. Led the Flames in receptions (52) and receiving yards (701).
- Ranked No. 5 in the country in punt return touchdowns (1 – 72 yard punt return for a touchdown against North Texas) in 2021.

UPDATED STATISTICS

Click or scan on the QR Code to access updated statistical information.



MEANING BEHIND THE NICKNAME

DeMario Douglas is more commonly referred to by his nickname, "Pop". Although the nickname is fitting for his quickness on the field, the name actually comes from family ties. Douglas' granddad passed away on his first birthday. The wide receiver was commonly referred to as "Poppa" from his granddad – a nickname that was quickly shortened to just "Pop".

ROOKIE RECORD BREAKER

Douglas finished the 2023 season with 49 receptions for a team-leading 561 yards. He has the most receptions and receiving yards by a rookie wide receiver since 2000.

MOST RECEPTIONS BY A PATRIOTS ROOKIE

Player	Receptions
Terry Glenn	90 in 1996
Randy Vatha	51 in 1971
DeMario Douglas	49 in 2023
Jim Colclough	49 in 1960
Hart Lee Dykes	49 in 1989
Vincent Brisby	45 in 1993
Aaron Hernandez	45 in 2010

MOST RECEIVING YARDS BY A PATRIOTS ROOKIE SINCE 2000

Player	Receiving Yards
Aaron Hernandez	563 in 2010
DeMario Douglas	561 in 2023
Rob Gronkowski	546 in 2010
Aaron Dobson	519 in 2013

- Saw playing time in all 11 games as a redshirt freshman in 2020, named to the FWAA Freshman All-America team selection as a punt returner.

PERSONAL

- Son of Angenika Mack and Mario Douglas.
- Sport Management major.
- Helped lead Mandarin HS to the state title in 2018. Finished the state title game with four receiving touchdowns, setting a new state title game record.
- Graduated from Mandarin High School in Jacksonville, Fla.

DEMARIO DOUGLAS STATISTICS

POS: WR HT: 5-8 WT: 192 LBS YEAR: 2nd ACQ: D6C-23 (210TH) COLLEGE: LIBERTY UNIVERSITY BORN: 12/8/00

REGULAR SEASON OFFENSIVE STATISTICS

Year	Team	G/S	NO	RECEIVING				NO	YDS	RUSHING	
				YDS	AVG	LG	TD			AVG	TD
2023	Patriots	14/7	49	561	11.4	42	0	8	41	5.1	0
Totals – 1 Year		14/7	49	561	11.4	42	0	8	41	5.1	0

REGULAR SEASON RETURN STATISTICS

Year	Team	NO	PUNT RETURNS				NO	YDS	KICK RETURNS			TD
			YDS	AVG	LG	TD			AVG	LG	TD	
2023	Patriots	11	56	5.1	25	0	0	0	0	0.0	0	0
Totals – 1 Year		11	56	5.1	25	0	0	0	0	0.0	0	0

PLAYERS





KYLE DUGGER



HT: 6-1 | **WT:** 216 | **Born:** 3/22/1996 | **Exp. (NFL/Patriots):** 5/5
GP/GS (Playoffs): 61/52 (1/1) | **Acq:** D2a-20 (37th)
College: Lenoir-Rhyne | **Hometown:** Decatur, Ga.

CAREER TRANSACTIONS

Kyle Dugger was re-signed by the New England Patriots as a transition player on April 9, 2024 ... Originally drafted by Patriots in the second round (37th overall) of the 2020 NFL Draft.

SEASONAL REVIEWS

2023 (17/17)

- Started in all 17 games at safety. Collected 107 tackles (70 solo, 37 assists), 1½ sacks for a loss of 9.5 yards, 2 interceptions, 6 tackles for loss, 7 passes defensed, 1 forced fumble, 5 quarterback hits and 2 special teams tackles.
- Had a critical fumble recovery in the third quarter vs. Miami (9/17) on a blocked field goal by DB Brendon Schooler.
- Collected 7 tackles (5 solo, 2 assists), 1 tackle for loss and 1 pass defensed at the N.Y. Jets (9/24) as the starting safety. Had a key fourth-down tackle late in the fourth quarter and his pass defense sealed the 15-10 win for New England.
- Registered a career-high 15 total tackles at Dallas (10/1), the highest tackle output by a Patriots player since LB Ja'Whaun Bentley had 17 total tackles on Jan. 9, 2022 at Miami.
- Had an interception on a Tua Tagovailoa pass in the first quarter at Miami (10/29) to give the Patriots a first down at the Miami 30-yard line. The turnover set up the Patriots first touchdown three plays later when QB Mac Jones connected with WR Kendrick Bourne for a 24-yard touchdown. Dugger sacked Tagovailoa for a 6-yard loss in the second quarter for his second career sack.
- Picked off QB Sam Howell (11/5) in the end zone on a pass from the 5-yard line with 23 seconds to play to prevent a score and allow the Patriots a 14-10 halftime advantage vs. Washington (11/5).
- Combined with DL Christian Barmore, bringing QB Mitchell Trubisky down for a sack on a 3rd-and-7 situation in the third quarter at Pittsburgh (12/7), forcing the Steelers to punt.
- Collected 10 tackles at Buffalo (12/31), giving him his third 10-tackle game of 2023.

2022 (15/15)

- Played in 15 games with 15 starts and recorded 69 total tackles (46 solo, 23 assists). Also recorded three interceptions, two of which he returned for touchdowns, a forced fumble, a fumble recovery for a touchdown, one sack, nine special teams tackles and one kickoff return for 37 yards.
- Served as one of the starting safeties.
- Was inactive due to injury vs. Baltimore (9/25) and at N.Y. Jets (10/30).

VIDEO FEATURE

- Follow Dugger's inspirational journey to the NFL in this [video feature](#).



UPDATED STATISTICS

Click or scan on the QR Code to access updated statistical information.



HONORS & AWARDS

2022: AFC Defensive Player of the Week (Wk. 17)

THREE DEFENSIVE TDS

S Kyle Dugger scored three touchdowns in 2022. He is the first New England player since 1970 with three defensive touchdowns in a single season. He had a 59-yard fumble returned for a touchdown vs. Detroit on Oct. 9, a 16-yard interception returned for a touchdown at Las Vegas on Dec. 18 and a 39-yard interception return vs. Miami on Jan. 1. Dugger was named AFC Defensive Player of the Week for his performance against Miami.

PATRIOTS PLAYERS WITH AT LEAST TWO DEFENSIVE TOUCHDOWNS IN A SEASON

Year	Player	Touchdowns
2022	Kyle Dugger	3
2019	Stephon Gilmore	2
2010	Gary Guyton	2
2003	Tedy Bruschi	2
2002	Tedy Bruschi	2
2001	Ty Law	2
2001	Otis Smith	2
1996	Willie McGinest	2
1994	Ricky Reynolds	2
1992	Vincent Brown	2
1987	Ronnie Lippett	2
1976	Prentice McCray	2

59-YARD FUMBLE RETURN

Dugger recovered a fumble vs. Detroit (10/9/22) that was forced on a 13-yard sack by LB Matthew Judon and returned the ball 59 yards for a touchdown in the second quarter. It is the fourth-longest fumble return in team history. It was Dugger's first career touchdown.

LONGEST FUMBLE RETURNS IN TEAM HISTORY

Player	Game	Fumble Return
Shea McClellinat Miami (Jan. 1, 2017).....	69-yard return
Richard Seymourat Buffalo (Oct. 3, 2004).....	68-yard TD return
Rob Ninkovichat San Diego (Oct. 24, 2010).....	63-yard return
Kyle Duggervs. Detroit (Oct. 9, 2022)....	59-yard TD return

- Became the first New England player since 1970 with three defensive touchdowns in a single season. He had a 59-yard fumble returned for a touchdown vs. Detroit (10/9), a 16-yard interception returned for a touchdown at Las Vegas (12/18) and a 39-yard interception returned for a touchdown vs. Miami on (1/1).
- Played a major role in four of New England's NFL-best and team-best seven defensive touchdowns in 2022. In addition to his three touchdowns, Dugger forced a fumble that LB Raekwon McMillan returned 23 yards for a touchdown in the third quarter at Arizona (12/12).
- Was named AFC Defensive Player of the Week for his performance vs. Miami (1/1).
- Returned a kickoff for 37 yards in the second quarter at Pittsburgh (9/18). It was his first kickoff return since his rookie season in 2020.
- Part of the defensive unit that pitched a shutout vs. Detroit (10/9) in a 29-0 win. The Lions entered the game with the top-ranked offense in the NFL. Recovered a fumble that was forced on a 13-yard sack by LB Matthew Judon and returned the ball 59 yards for a touchdown in the second quarter. It is the fourth-longest fumble return in team history.
- Led the team in tackles with eight total (6 solo, 1 assist) at Cleveland (10/16). Made his first interception of the season, on the opening drive of the game.
- Registered his first career sack when he dropped Jets QB Zach Wilson for a 8-yard loss in the fourth quarter vs. N.Y. Jets (11/20).
- Forced a fumble at Arizona (12/12) after a reception by WR DeAndre Hopkins and LB Raekwon McMillan returned the ball 23 yards for a touchdown in the third quarter.
- Picked off a QB Derek Carr pass in the third quarter at Las Vegas (12/18) and returned it 13 yards for his second touchdown of the season.
- Recorded five total tackles (3 solo, 2 assists) vs Miami (1/1) Scored his third touchdown of the season after returning a third quarter interception 39 yards for a touchdown.

2021 (15/13, 1/1)

- Played in 15 regular season games with 13 starts and finished with 84 tackles, four interceptions, five passes defended, one fumble recovery and eight special teams tackles.
- Started nine games as a defensive back in the nickel de-

fense and four games at safety.

- Missed the game at Buffalo (12/6) due to being on the COVID-19 list and the game at Miami (1/9) due to injury.
- Started in his first playoff game in the Wild Card Round loss at Buffalo (1/15) and had four total tackles.
- Tallied a team-high 10 combined tackles as a starter in the nickel package at Houston (10/10).
- Registered his first career interception vs. Dallas (10/17) when he picked off QB Dak Prescott in the end zone in the second quarter off a deflected pass by DB Justin Bethel. Dugger returned the pick 29 yards to the New England 25-yard line. He recorded eight tackles on the day.
- Recorded an interception for the second straight game when he intercepted a QB Mike White pass in the third quarter vs. N.Y. Jets (10/24). Also tallied a team-high eight tackles and one special teams tackle on the day.
- Posted a team-high six total tackles as a starter at L.A. Chargers (10/31). Stepped up on special teams as well due to injuries to LB Brandon King and LB Harvey Langi.
- Picked off his third pass of the season vs. Cleveland (11/14) when he caught a QB Baker Mayfield pass in the second quarter and returned it 37-yards to the Cleveland 5-yard line to set up a 5-yard touchdown run by RB Rhamondre Stevenson on the very next play. Also had two special teams tackles on the day.
- Recorded a team-high six solo tackles at Atlanta (11/18), with one pass defended and one special teams tackle as well. Played a major role in limiting Falcons TE Kyle Pitts to just three receptions for 29 yards.
- Combined for eight tackles and one special teams tackle vs. Tennessee (11/28). Recovered a fumble in the second quarter forced by DL Davon Godchaux.
- Placed on the Reserve/COVID-19 list on Dec. 1 and activated from Reserve/COVID-19 list on Dec. 14.
- Registered an interception vs. Jacksonville (1/2) and recorded a 20-yard return to the 1-yard line to set up a Patriots touchdown.
- Inactive at Miami (1/9) due to injury.

2020 (14/7)

- Played in 14 games with seven starts in nickel defense and registered 59 tackles, one pass defended and five special teams tackles. Also returned two kickoffs for 47 yards.
- Was inactive vs. San Francisco (10/25) and at Buffalo (11/1) due to injury.
- Made his NFL debut, appearing as a reserve at safety and on special teams, in the season-opening win over Miami (9/13).
- Appeared as a reserve at safety and made five tackles at Seattle (9/20). Also returned his first NFL kickoff 30 yards.
- Made his first NFL start when the Patriots opened in nickel defense in the win vs. Baltimore (11/15). Led the team with 12 tackles.
- Started for the third straight week vs. Arizona (11/29) and made four tackles. Played a key role in limiting Arizona to 298 net yards. Arizona entered the game with the NFL's top-ranked offense, averaging 414.3-yards per game.
- Started at safety and made four tackles, one pass de-

fensed and one special teams tackle at Miami (12/22).

COLLEGE

- Appeared in 42 games during his career at Lenoir-Rhyne and totaled 237 tackles, 10 interceptions, 36 passes defensed, six forced fumbles and six fumble recoveries.
- Also returned 67 punts for a school-record 929 yards and six touchdowns.
- Despite playing in just seven games due to injury as a senior in 2019, Dugger was impactful enough to win the Cliff Harris Award, given to the best defensive player in NCAA Division II. Was also named a D2Football.com First Team All-American while the AFCA and D2CCA awarded him Second Team All-American honors.
- Became the only player in Lenoir-Rhyne history to have two games with punt returns for touchdowns.

- Was named First Team All-South Atlantic Conference at both defensive back and return specialist as a junior in 2018.
- Named to the Second Team All-Conference as a redshirt sophomore in 2017.
- Earned a medical redshirt in 2016.
- Started 10 games as a redshirt freshman in 2015 and led the team with six passes defensed, four interceptions and two fumble recoveries. Was named South Atlantic Conference Defensive Freshman of the Year.

PERSONAL

- Attended Whitewater High School (Ga.), where he lettered for two years in both football and basketball.
- Recorded 80 tackles, three interceptions and five passes defensed as a senior. Earned First-Team All-County in football and All-County Honorable Mention honors in basketball.

KYLE DUGGER STATISTICS

POS: S HT: 6-1 WT: 216 LBS YEAR: 5TH ACQ: D2a-20 (37TH) COLLEGE: LENOIR-RHYNE BORN: 3/22/96

REGULAR SEASON DEFENSIVE STATISTICS

Year	Team	G/S	TACKLES					YDS	INTERCEPTIONS					MISCELLANEOUS					
			TT	UT	A	S	NO		YDS	AVG	LG	TD	PD	FF	FR	YDS	TD	SPT	
2020	Patriots	14/7	59	40	19	0.0	0.0	0	0	0.0	0	0	0	0	0	0	0	0	5
2021	Patriots	15/13	84	63	21	0.0	0.0	4	100	25.0	37	0	5	0	1	0	0	8	
2022	Patriots	15/15	69	46	23	1.0	8.0	3	55	18.3	39t	2	8	1	1	59t	1	9	
2023	Patriots	17/17	107	70	37	1.5	9.5	2	35	17.5	20	0	7	1	0	0	0	2	
Totals – 4 Years		61/52	319	219	100	2.5	17.5	9	190	21.1	39t	2	20	2	2	59t	1	24	

Additional Special Teams Statistics: 1 Kickoff Return 30 Yards at Seattle (9/20/20), 1 Kickoff Return for 17 Yards vs. Las Vegas (9/27/20). 1 Kickoff Return for 37 yards at Pittsburgh (9/18/22).

POSTSEASON DEFENSIVE STATISTICS

Year	Team	G/S	TACKLES					YDS	INTERCEPTIONS					MISCELLANEOUS					
			TT	UT	A	S	NO		YDS	AVG	LG	TD	PD	FF	FR	YDS	TD	SPT	
2021	Patriots	1/1	4	3	1	0.0	0.0	0	0	0.0	0	0	0	0	0	0	0	0	0
Totals – 1 Year		1/1	4	3	1	0.0	0.0	0	0	0.0	0	0	0	0	0	0	0	0	0



BUGGER'S CAREER GAME-BY-GAME

2020	OPPONENT	P/S	TT	UT	A	S	YDS	INT	YDS	PD	FF	FR	SPT
09/13	Miami	p	0	0	0	-	-	-	-	-	-	-	-
09/20	at Seattle	p	5	3	2	-	-	-	-	-	-	-	1
09/27	Las Vegas	p	1	1	0	-	-	-	-	-	-	-	-
10/05	at Kansas City	p	4	3	1	-	-	-	-	-	-	-	-
10/18	Denver	p	5	4	1	-	-	-	-	-	-	-	-
10/25	San Francisco					Inactive							
11/01	at Buffalo					Inactive							
11/09	at N.Y. Jets	p	1	0	1	-	-	-	-	-	-	-	-
11/15	Baltimore	S	12	7	5	-	-	-	-	-	-	-	-
11/22	at Houston	S	6	4	2	-	-	-	-	-	-	-	-
11/29	Arizona	S	4	3	1	-	-	-	-	-	-	-	-
12/06	at L.A. Chargers	S	5	3	2	-	-	-	-	-	-	-	1
12/10	at L.A. Rams	S	3	2	1	-	-	-	-	-	-	-	-
12/20	at Miami	S	4	3	1	-	-	-	-	-	-	-	1
12/28	Buffalo	p	4	2	2	-	-	-	-	-	-	-	1
01/03	N.Y. Jets	S	5	5	0	-	-	-	-	-	-	-	1
2020 Totals			14/7	59	40	19	0.0	0.0	0	0	0	0	5

2021	OPPONENT	P/S	TT	UT	A	S	YDS	INT	YDS	PD	FF	FR	SPT	
09/12	Miami	S	6	5	1	-	-	-	-	-	-	-	1	
09/19	at N.Y. Jets	S	3	2	1	-	-	-	-	-	-	-	-	
09/26	New Orleans	S	3	2	1	-	-	-	-	-	-	-	-	
10/03	Tampa Bay	S	7	6	1	-	-	-	-	-	-	-	-	
10/10	at Houston	S	10	5	5	-	-	-	-	-	-	-	-	
10/17	Dallas	S	8	8	0	-	-	1	29	1	-	-	-	
10/24	N.Y. Jets	S	8	6	2	-	-	1	14	1	-	-	1	
10/31	at L.A. Chargers	S	6	4	2	-	-	-	-	-	-	-	-	
11/07	at Carolina	p	2	2	0	-	-	-	-	-	-	-	-	
11/14	Cleveland	p	6	5	1	-	-	1	37	1	-	-	2	
11/18	at Atlanta	S	6	6	0	-	-	-	-	1	-	-	1	
11/28	Tennessee	S	8	5	3	-	-	-	-	-	-	-	1	
12/06	at Buffalo					Reserve/Covid List								
12/18	at Indianapolis	S	5	2	3	-	-	-	-	-	-	-	0	
12/26	Buffalo	S	4	4	0	-	-	-	-	-	-	-	1	
01/02	Jacksonville	S	2	1	1	-	-	1	20	1	-	-	0	
01/09	at Miami					Inactive								
2021 Totals			15/13	84	63	21	0.0	0.0	4	100	5	0	1	7
01/15	at Buffalo	S	4	3	1	-	-	-	-	-	-	-	-	-
2021 Postseason			1/1	4	3	1	0.0	0.0	0	0	0	0	0	0

2022	OPPONENT	P/S	TT	UT	A	S	YDS	INT	YDS	PD	FF	FR	SPT	
09/11	at Miami	S	5	4	1	-	-	-	-	-	-	-	1	
09/18	at Pittsburgh	S	1	1	0	-	-	-	-	-	-	-	-	
09/25	Baltimore					Inactive								
10/02	at Green Bay	S	3	2	1	-	-	-	-	-	-	-	-	
10/09	Detroit	S	4	1	3	-	-	-	-	-	-	-	1	
10/16	at Cleveland	S	8	6	2	-	-	-	1	0	2	-	-	
10/24	Chicago	S	1	0	1	-	-	-	-	-	-	-	-	
10/30	at NY Jets					Inactive								
11/06	Indianapolis	S	2	1	1	-	-	-	-	-	-	-	1	
11/20	NY Jets	S	6	3	3	1.0	8.0	0	0	1	0	0	1	
11/24	at Minnesota	S	9	8	1	-	-	-	-	-	-	-	-	
12/01	Buffalo	S	5	5	0	-	-	-	-	-	2	-	-	
12/12	at Arizona	S	8	7	1	-	-	-	-	-	-	1	-	
12/18	at Las Vegas	S	3	2	1	-	-	-	1	16	1	-	3	
12/24	Cincinnati	S	4	2	2	-	-	-	-	-	-	-	-	
01/01	Miami	S	5	3	2	-	-	-	1	39	2	-	-	
01/08	at Buffalo	S	5	1	4	-	-	-	-	-	-	-	1	
2022 Totals			15/15	69	46	23	1.0	8.0	3	55	8	1	1	9

2023	OPPONENT	P/S	TT	UT	A	S	YDS	INT	YDS	PD	FF	FR	SPT	
09/10	Philadelphia	S	4	2	2	-	-	-	-	-	-	-	1	
09/17	Miami	S	3	2	1	-	-	-	-	-	-	-	-	
09/24	at N.Y. Jets	S	7	5	2	-	-	-	-	-	-	-	-	
10/01	at Dallas	S	15	12	3	-	-	-	-	-	-	-	-	
10/08	New Orleans	S	6	1	5	-	-	-	-	-	-	-	-	
10/15	at Las Vegas	S	5	2	3	-	-	-	-	-	-	-	-	
10/22	Buffalo	S	7	7	0	-	-	-	-	-	-	-	-	
10/29	at Miami	S	8	6	2	1	6.0	1	15	1	-	-	1	
11/05	Washington	S	6	5	1	-	-	-	1	20	1	-	-	
11/12	Indianapolis	S	4	3	1	-	-	-	-	-	-	-	-	
11/26	at N.Y. Giants	S	2	2	0	-	-	-	-	-	-	-	-	
12/03	L.A. Chargers	S	5	2	3	-	-	-	-	-	-	-	-	
12/07	Pittsburgh	S	7	4	3	0.5	3.5	-	-	-	-	-	-	
12/17	Kansas City	S	7	5	2	-	-	-	-	-	-	-	-	
12/24	at Denver	S	5	4	1	-	-	-	-	-	-	-	-	
12/31	at Buffalo	S	10	7	3	-	-	-	-	-	-	-	1	
01/07	N.Y. Jets	S	6	1	5	-	-	-	-	-	-	-	-	
2023 Totals			17/17	107	70	37	1.5	9.5	2	35	7	1	0	2

PLAYERS



DANIEL EKUALE



95 | DEFENSIVE TACKLE

HT: 6-3 | **WT:** 310 | **Born:** 1/13/1994 | **Exp. (NFL/Patriots):** 6/4

GP/GS (Playoffs): 41/5 (1/0) | **Acq:** FA-21

College: Washington State | **Hometown:** Pago Pago, American Samoa

PRONOUNCED ee-QWALL-lay

CAREER TRANSACTIONS

Daniel Ekuale was re-signed by the New England Patriots as an unrestricted free agent on March 23, 2023 ... Originally signed by Cleveland as a rookie free agent (5/4/18) ... Released by Cleveland (9/1/18) ... Signed by Cleveland to the practice squad (9/2/18) ... Released by Cleveland from the practice squad (12/5/18) ... Signed by Cleveland (1/2/19) ... Released by Cleveland (9/5/20) ... Signed by Jacksonville to the practice squad (9/8/20) ... Signed by Jacksonville to the 53-man roster from the practice squad (9/28/20) ... Released by Jacksonville (9/1/21) ... Signed by New England to the practice squad (9/5/21) ... Elevated by New England to the active roster (10/23/21) ... Reverted back to the New England practice squad (10/25/21) ... Elevated by New England to the active roster (10/30/21) ... Reverted back to the New England practice squad (11/1/21) ... Elevated by New England to the active roster (12/6/21) ... Reverted back to the New England practice squad (12/7/21) ... Elevated by New England to the active roster (12/18/21) ... Reverted back to the New England practice squad (12/20/21) ... Elevated by New England to the active roster (12/25/21) ... Reverted back to the New England practice squad (12/27/21) ... Elevated by New England to the active roster (1/1/22) ... Reverted back to the New England practice squad (1/3/22) ... Elevated by New England to the active roster (1/8/22) ... Reverted back to the New England practice squad (1/10/22) ... Elevated by New England to the active roster (1/14/22) ... Reverted back to the New England practice squad (1/16/22) ... Signed by New England to a futures contract on (1/25/22).

SEASONAL REVIEWS

2023 (3/0)

- Played the first three games of the season as a reserve defensive lineman and contributed on special teams. He collected 3 tackles (2 solo, 1 assist) and 1 forced fumble before being placed on the injured reserve list.
- Played on the defensive line as a reserve at the N.Y. Jets (9/24) and recorded 1 tackle. Left the game in the second quarter due to injury and did not return.
- Placed on the injured reserve on Sept. 26, 2023.

2022 (15/0)

- Played in 15 games as a reserve defensive lineman and recorded 14 total tackles (10 solo, 4 assist). Also recorded two sacks for 14 yards and had one pass defensed.
- Suspended for the first two games of the season.
- Played in his first game of the season at the home opener vs. Baltimore (9/25). Recorded one tackle in the game.

UPDATED STATISTICS

Click or scan on the QR Code to access updated statistical information.



- Registered his first sack of the season on a third-down play in the third quarter to force a punt at Arizona (12/12). Had three solo tackles in the game. Part of the defensive unit that recorded six sacks, two takeaways, a touchdown and four fourth-down stops.
- Recorded his second sack of the season at Buffalo (1/8) on a third-down play in the second quarter for a 4-yard loss to force a punt.

2021 (7/0, 1/0)

- Went to training camp with Jacksonville and signed with New England to the practice squad on Sept. 5.
- Was elevated from the practice squad to the active roster for seven games and the postseason game at Buffalo (1/15).
- Played in his first game as a member of the Patriots vs. N.Y. Jets (10/24) as a reserve on defense and recorded his first sack of the season on the last play of the first half when he sacked QB Mike White for an 8-yard loss.
- Played in his third game with the Patriots at Buffalo (12/6) after being elevated from the practice squad. He tackled Buffalo QB Josh Allen for a 5-yard sack in the second quarter. His first two tackles of the 2021 season resulted in sacks. He sacked New York Jets QB Mike White for an 8-yard loss on the last play of the first half (10/24).
- Elevated to the active roster and played in his first playoff game in the Wild Card Round loss at Buffalo (1/15) recording a tackle in the process.

2020 (9/5 - JACKSONVILLE)

- Went to training camp with Cleveland but was released prior to the start of the season and was signed by Jacksonville to the practice squad and then signed to the 53-man roster.
- Played in nine games with five starts and had 13 tackles and a sack.
- Had his first career sack at Minnesota (12/6).

2019 (7/0 - CLEVELAND)

- Played in seven games and finished with four total tackles before finishing the year on injured reserve.

2018 (0/0 - CLEVELAND)

- Spent the season on the practice squad.

COLLEGE

- Appeared in 51 games with 22 starts at Washington State and totaled 71 career tackles, 3 sacks and two forced fumbles.
- Played in all 13 games with 12 starts as a senior, recording 17 tackles, 1 sack and a forced fumble.
- Started in nine of 13 games as a junior in 2016, recording a career-high 23 tackles and 1 sack.

PERSONAL

- Given name is Tanielu Ekuale.
- Attended Nuuli Technical High School.

DANIEL EKUALE STATISTICS

POS: DT HT: 6-3 WT: 310 LBS YEAR: 6TH ACQ: FA-21 COLLEGE: WASHINGTON STATE BORN: 1/13/94

REGULAR SEASON DEFENSIVE STATISTICS

Year	Team	G/S	TACKLES					INTERCEPTIONS					MISCELLANEOUS					
			TT	UT	A	S	YDS	NO	YDS	AVG	LG	TD	PD	FF	FR	YDS	TD	SPT
2019	Browns	7/0	4	3	1	0.0	0.0	0	0	0.0	0	0	0	0	0	0	0	0
2020	Jaguars	9/5	13	6	7	1.0	9.0	0	0	0.0	0	0	0	0	0	0	0	
2021	Patriots	7/0	5	4	1	2.0	13.0	0	0	0.0	0	0	0	0	0	0	0	
2022	Patriots	15/0	14	10	4	2.0	14.0	0	0	0.0	0	0	1	0	0	0	0	
2023	Patriots	3/0	3	2	1	0.0	.0	0	0	0.0	0	0	0	1	0	0	0	
Totals – 5 Years		41/5	39	25	14	5.0	36.0	0	0	0.0	0	0	1	1	0	0	0	

POSTSEASON DEFENSIVE STATISTICS

Year	Team	G/S	TACKLES				INTERCEPTIONS					MISCELLANEOUS					
			TT	UT	A	S	YDS	NO	YDS	AVG	LG	TD	PD	FF	FR	YDS	TD
2021	Patriots	1/0	1	0	1	0.0	0.0	0	0	0.0	0	0	0	0	0	0	0
Totals – 1 Year		1/0	1	0	1	0.0	0.0	0	0	0.0	0	0	0	0	0	0	0





CHRISTIAN ELLISS

 **53** | LINEBACKER

HT: 6-2 | **WT:** 231 | **Born:** 1/2/1999 **Exp. (NFL/Patriots):** 3/2
GP/GS (Playoffs): 23/1 (3/0) | **Acq:** CW (PHI)-23
College: Idaho | **Hometown:** Highlands Ranch, CO.

CAREER TRANSACTIONS

Christian Elliss was claimed off waivers and awarded to the New England Patriots from Philadelphia on December 8, 2023 ... Originally signed by Minnesota as a rookie free agent (5/5/21) ... Released by Minnesota (8/23/21) ... Signed by Philadelphia to the practice squad (9/9/21) ... Released by Philadelphia from the practice squad (10/6/21) ... Signed by Philadelphia to the practice squad (10/11/21) ... Released by Philadelphia from the practice squad (10/18/21) ... Signed by San Francisco to the practice squad (11/3/21) ... Released by San Francisco from the practice squad (11/10/21) ... Signed by Philadelphia to the practice squad (11/24/21) ... Elevated by Philadelphia to the active roster from the practice squad (1/8/22) ... Reverted back to the Philadelphia practice squad (1/10/22) ... Signed by Philadelphia (1/18/22) ... Released by Philadelphia (8/30/22) ... Signed by Philadelphia to the practice squad (8/31/22) ... Elevated by Philadelphia to the active roster from the practice squad (12/3/22) ... Reverted back to the Philadelphia practice squad (12/5/22) ... Elevated by Philadelphia to the active roster from the practice squad (12/10/22) ... Reverted back to the Philadelphia practice squad (12/12/22) ... Elevated by Philadelphia to the active roster from the practice squad (12/17/22) ... Reverted back to the Philadelphia practice squad (12/19/22) ... Signed by Philadelphia to the 53-man roster from the practice squad (12/23/22) ... Released by Philadelphia (12/6/23).

SEASONAL REVIEWS

2023 (4/0)

- Started the season with Philadelphia before being claimed and awarded to New England off waivers. He played in four games and finished with 2 tackles on special teams.
- Made his debut with New England on special teams vs. Kansas City (12/17). He had one special teams tackle in the fourth quarter on the punt coverage team.

2023 (12/1 - PHILADELPHIA)

- Played in 12 total games as a reserve linebacker and on special teams.
- Collected 16 tackles on defense and 5 tackles on special teams.
- Had 6 Tackles vs. Buffalo (11/26) in an overtime win. Which was his career-high for single game tackles.

2022 (6/0, 3/0 – PHILADELPHIA)

- Saw action in six games after being elevated to the active roster for three games and then signed to the 53-man roster.
- Collected 4 special teams tackles in 106 total special teams snaps and logged 7 total tackles (5 solo, 2 assists)

UPDATED STATISTICS

Click or scan on the QR Code to access updated statistical information.



on defense as a reserve linebacker.

- Played in all three postseason games including the Super Bowl.

2021 (1/0, 0/0 – PHILADELPHIA)

- Spent the year on the practice squad. Was elevated and made his NFL debut vs. Dallas (1/8/22) and collected 3 tackles before reverting back to the practice squad.

COLLEGE

- First Team All-Big Sky as a senior in 2020.
- Started all four games for the Rams and earned honorable mention All-Mountain West Conference honors during a shortened 2020 season.
- Set career highs with 54 tackles and 5.0 sacks, including a 3-sack performance at Wyoming in 2019.
- Was a two-time all-conference and all district honoree and finished his career with 266 tackles, the 18th most in program history.
- Appeared in 38 games and racked up 266 tackles, 1 interception, 2 forced fumbles and 1 fumble recovery.

PERSONAL

- He is the oldest of 12 children and has three brothers with NFL experience - Noah spent time with Philadelphia, Kaden is with Atlanta and Jonah was a third-round draft pick by Denver in 2024.
- His father, Luther, was a 1st-round pick by Detroit in the 1995 draft, was a two-time Pro Bowl DL and spent nine seasons in the NFL playing for Detroit and Denver.
- Christian was selected to play in the 2017 Polynesian Bowl.

CHRISTIAN ELLISS STATISTICS

POS: LB HT: 6-2 WT: 231 LBS YEAR: 3RD ACQ: CW (PHI) - 23 COLLEGE: IDAHO BORN: 1/2/99

REGULAR SEASON DEFENSIVE STATISTICS

Year	Team	G/S	TACKLES					INTERCEPTIONS					MISCELLANEOUS					
			TT	UT	A	S	YDS	NO	YDS	AVG	LG	TD	PD	FF	FR	YDS	TD	SPT
2021	Eagles	1/0	3	2	1	0.0	0.0	0	0	0	0	0	0	0	0	0	0	0
2022	Eagles	6/0	7	5	2	0.0	0.0	0	0	0	0	0	0	0	0	0	4	
2023	Eagles	12/1	16	11	5	0.0	0.0	0	0	0	0	0	0	0	0	0	5	
2023	Patriots	4/0	0	0	0	0.0	0.0	0	0	0	0	0	0	0	0	0	2	
TOTALS- 3 years	23/1	26	18	8	0.0	0.0	0	0	0	0	0	0	0	0	0	0	11	

POSTSEASON SEASON DEFENSIVE STATISTICS

Year	Team	G/S	TACKLES					INTERCEPTIONS					MISCELLANEOUS					
			TT	UT	A	S	YDS	NO	YDS	AVG	LG	TD	PD	FF	FR	YDS	TD	SPT
2021	Eagles		Practice Squad															
2022	Eagles	3/0	0	0	0	0.0	0.0	0	0	0	0	0	0	0	0	0	0	1
TOTALS- 2 years	3/0	0	0	0	0	0.0	0.0	0	0	0	0	0	0	0	0	0	1	

PLAYERS





LIAM FORNADEL



63 | OFFENSIVE LINE

HT: 6-4 | **WT:** 312 | **Born:** 6/17/1999 | **Exp. (NFL/Patriots):** 1/0

GP/GS (Playoffs): 0/0 (0/0) | **Acq:** FA -24

College: James Madison | **Hometown:** Wyckoff, N.J.

CAREER TRANSACTIONS

Liam Fornadel was signed by the New England Patriots as a free agent on June 18, 2024.

SEASONAL REVIEWS

2024 (UFL - DC DEFENDERS)

- Played and started in all 10 games for the DC Defenders of the United Football League.

2023 (XFL - DC DEFENDERS)

- Started in all 10 games for the DC Defenders of the XFL.

2022 (CFL - WINNIPEG BLUE BOMBERS)

- Signed to the practice roster of the Winnipeg Blue Bombers of the Canadian Football League on September 20, 2022.
- Released from the practice roster on October 17, 2022.

COLLEGE

- Played in 55 career games with 41 starts on the offensive line.
- Earned multiple first team All-American honors in 2019 and was a HERO Sports FCS Second Team All-American in 2021.
- As a senior in 2021, helped JMU's offense rank third in the FCS in completion percentage (.676) and pass efficiency rating (171.0), fifth in scoring (38.3), eighth in fewest interceptions (5), 12th in third down conversion percentage (44.4%), 14th in red zone offense (88.5%), and 17th in both average passing yards (276.3) and total offense (435.4).

PERSONAL

- Born June 17, 1999 in Wyckoff, N.J.
- His father, Paul Fornadel, played football at JMU from 1986-89.
- Played at Don Bosco Prep and was part of the 2015 NJSIAA Non-Public Group 4 state championship team.

UPDATED STATISTICS

Click or scan on the QR Code to access updated statistical information.



- Participated in the 2016 Nike Football N.J. Opening Regional, an event that hosted approximately 500 of the Northeast's best football prospects.



ANTONIO GIBSON

 **21 | RUNNING BACK**

HT: 6-0 | **WT:** 228 | **Born:** 6/23/1998 | **Exp. (NFL/Patriots):** 5/1
GP/GS (Playoffs): 61/32 (1/1) | **ACQ:** UFA (WAS)-24
College: Memphis | **Hometown:** Stockbridge, Ga.

CAREER TRANSACTIONS

Antonio Gibson was signed by the New England Patriots as an unrestricted free agent from Washington on March 14, 2024 ... Originally drafted by Washington in the third round (66th overall) of the 2020 NFL Draft.

SEASONAL REVIEWS

2023 (16/2 - WASHINGTON)

- Played in 16 games with 2 starts, totaling 48 receptions for 389 yards and 2 touchdowns and 65 rushing attempts for 265 yards and 1 touchdown. Also returned 14 kickoffs for 340 yards.
- Started at running back in back-to-back weeks at L.A. Rams (12/17) and at N.Y. Jets (12/24).

2022 (15/6 - WASHINGTON)

- Played in 15 games with 6 starts and finished with 149 rushing attempts for 546 yards with 3 touchdowns and 46 receptions for 353 yards with 2 touchdowns.

2021 (16/14 - WASHINGTON)

- Played in 16 games with 14 starts and finished with 258 rushing attempts, leading the NFC with 1,037 rushing yards and 7 touchdowns. He also added 42 receptions for 294 yards with 3 touchdowns.
- Had his second consecutive season with 10-plus touchdowns, totaling 7 rushing touchdowns and 3 receiving touchdowns.
- Recorded two 100-yard games with 111 yards on 29 carries vs. Seattle (11/29) and 21 rushing attempts for a career-high 146 yards at N.Y. Giants (1/9).
- Had a career-long 73-yard touchdown reception from QB Taylor Heinicke in the second quarter at Buffalo (9/26).

2020 (14/10, 1/1 - WASHINGTON)

- Played in 14 games with 10 starts and finished with 170 carries for 795 yards with 11 touchdowns, as well as 36 receptions for 247 yards.
- Started in the Wild Card game vs. Tampa Bay (1/9).
- Registered two 100-yard games with 128 yards on 20 carries vs. Dallas (10/25) and 115 yards on 20 carries at Dallas (11/26).
- Had two games with multiple rushing touchdowns with 2 at Detroit (11/5) and a career-high 3 at Dallas (11/26).

UPDATED STATISTICS

Click or scan on the QR Code to access updated statistical information.



SINGLE-GAME CAREER HIGHS

Rushing Attempts: 29	vs. Seattle (11/29/21)
Rushing Yards: 146	at N.Y. Giants (1/9/22)
Rushing TDs: 3	at Dallas (11/26/20)
Long: 40	vs. Dallas (10/25/20)
Receptions: 7	Three Times: Most Recent: at Indianapolis (10/30/22)
Receiving Yards: 82	vs. Baltimore (10/4/20)
Long: 73t	at Buffalo (9/26/21)
Receiving TDs: 1	Seven Times: Most Recent: at Seattle (11/12/23)

COLLEGE

- Played wide receiver at Memphis for two seasons, playing in 28 games with 11 starts and recording 44 receptions for 834 yards and 4 touchdowns. Also rushed 33 times for 369 yards and 4 touchdowns.
- Transferred to Memphis from East Central Community College in Mississippi.
- Two-time First-Team All-American (2015 and 2016) and three-time All-ACC honoree.
- Concluded his junior season with a school-record 1,765 rushing yards and 19 touchdowns, earning MVP honors in FSU's Orange Bowl victory over No. 6 Michigan.
- Reached 1,000 rushing yards in just seven games, becoming the fastest player in school history to the mark.

PERSONAL

- Lives with his fiancée, Victoria, and three children, Taylor, Jayceon and Zayn.

ANTONIO GIBSON STATISTICS

POS: RB HT: 6-0 WT: 228 LBS YEAR: 5TH ACQ: UFA (WAS)-24 COLLEGE: MEMPHIS BORN: 6/23/98

REGULAR SEASON OFFENSIVE STATISTICS

Year	Team	GP/GS	NO	RUSHING				RECEIVING				
				YDS	AVG	LG	TD	NO	YDS	AVG	LG	TD
2020	Commanders 14/10		170	795	4.7	40	11	36	247	6.9	40	0
2021	Commanders 16/14		258	1,037	4.0	27	7	42	294	7.0	73t	3
2022	Commanders 15/6		149	546	3.7	20	3	46	353	7.7	26	2
2023	Commanders 16/2		65	265	4.1	16	1	48	389	8.1	50t	2
Totals	5 Years	61/32	642	2,643	4.1	40	22	172	1,283	7.5	72t	7

ADDITIONAL STATISTICS: 35 kickoffs for 826 yards - 21 kickoffs for 486 yards in 2022 and 14 kickoffs for 340 yards in 2023.

POSTSEASON OFFENSIVE STATISTICS

Year	Team	G/S	NO	RUSHING				RECEIVING				
				YDS	AVG	LG	TD	NO	YDS	AVG	LG	TD
2020	Commanders 1/1		14	31	2.2	11	0	2	4	2.0	3	0
Totals - 1 Year		1/1	14	31	2.2	11	0	2	4	2.0	3	0

PLAYERS





JOE GILES-HARRIS

 **44** | LINEBACKER

HT: 6-2 | **WT:** 234 | **Born:** 4/1/1997 | **Exp. (NFL/Patriots):** 3/2

GP/GS (Playoffs): 17/3 (0/0) | **Acq:** FA-23

College: Duke | **Hometown:** Montvale, N.J.

PRONOUNCED JILES-harris

CAREER TRANSACTIONS

Joe Giles-Harris was signed by the New England Patriots a futures contract on Jan. 8, 2024. ... Originally signed by Jacksonville as a rookie free agent (4/28/19). ... Released by Jacksonville (09/03/2019) ... Signed by Jacksonville to the practice squad (09/04/19) ... Signed by Jacksonville to the 53-man roster from the practice squad (10/21/29) ... Released by Jacksonville (11/02/19) ... Signed by Jacksonville to the practice squad (11/05/19) ... Signed by Jacksonville to the 53-man roster from the practice squad (12/05/19) ... Released by Jacksonville (09/05/20) ... Signed by Jacksonville to the practice squad (09/06/20) ... Released by Jacksonville from the practice squad (10/17/20) ... Signed by Jacksonville to the practice squad (10/22/20) ... Elevated by Jacksonville to the active roster from the practice squad (11/07/20) ... Reverted back to the Jacksonville practice squad (11/09/20) ... Elevated by Jacksonville to the active roster from the practice squad (11/14/20) ... Reverted back to the Jacksonville practice squad (11/16/20) ... Signed by Jacksonville to the 53-man roster from the practice squad (11/21/20) ... Released by Jacksonville (05/04/21) ... Signed by Buffalo as a free agent (05/16/21) ... Released by Buffalo (08/31/21) ... Signed by Buffalo to the practice squad (09/01/21) ... Elevated by Buffalo to the active roster from the practice squad (12/06/21) ... Reverted back to the Buffalo practice squad (12/07/21) ... Elevated by Buffalo to the active roster from the practice squad (12/11/21) ... Reverted back to the Buffalo practice squad (12/13/21) ... Elevated by Buffalo to the active roster from the practice squad (1/14/22) ... Reverted back to the Buffalo practice squad (1/17/22) ... Released by Buffalo (08/30/22) ... Signed by Buffalo to the practice squad (08/31/22) ... Elevated by Buffalo to the active roster from the practice squad (10/08/22) ... Reverted back to the Buffalo practice squad (10/10/22) ... Released by Buffalo from the practice squad (1/17/23) ... Signed by New England as a free agent on (8/9/23) ... Released by New England (8/29/23) ... Signed by New England to the practice squad (8/31/23).

SEASONAL REVIEWS

2023 (0/0)

- Spent the year on the Patriots practice squad.

2022 (1/0, 0/0 - BUFFALO)

- Began the season on the practice squad and was elevated to the active roster on Oct. 8. Recorded one solo special teams tackle vs. Pittsburgh (10/09) before finishing out the season on the practice squad.

2021 (2/0, 0/0 - BUFFALO)

- Began the season on the practice squad and was elevated to the active roster vs. New England (12/06) and at Tampa Bay (12/12) before finishing the year on the practice squad.

UPDATED STATISTICS

Click or scan on the QR Code to access updated statistical information.



PLAYERS

2020 (9/3 - JACKSONVILLE)

- Played in nine games with three starts, recording eight solo tackles and a sack after beginning the season on the practice squad.
- Appeared as a reserve vs. Houston (11/08), at Green Bay (11/15), vs. Pittsburgh (11/22) and vs. Cleveland (11/29) before making his first career start at Minnesota, totaling two solo tackles and three assists in the effort.
- Started at linebacker at Tennessee, recording a sack for a loss of seven yards as part of two solo tackles.

2019 (5/0 - JACKSONVILLE)

- Began the season on the practice squad and appeared in five games as a reserve.
- Added to the 53-man roster on Oct. 21 to appear in one game vs. the N.Y. Jets (10/21/19), reverting back to the practice squad before being added to the 53-man roster on Dec. 5 and appearing as a reserve in four games.

COLLEGE

- Three-year starter and three-time All-ACC honoree, playing 2,326 career snaps and leading the Blue Devils in tackles for three consecutive seasons.
- 2018 team captain, 2017 Carmen Falcone MVP Award winner, recognizing Duke's most outstanding player, and three-time recipient of Duke's Vincent Ray Award as the team's top linebacker
- Finished his collegiate career as just one of five Duke players to total over 300 tackles and 30 tackles for loss, finishing with 32 games with at least four tackles and a career average of 9.21 tackles per game.

PERSONAL

- Son of Lynn Giles-Harris and John Harris.
- His father, John, lettered in football for three seasons at Southern Connecticut. His older brother, William, played four seasons (2009-12) as a linebacker at Gannon University, while his younger brother, J.T., was a four-year starter in lacrosse at Duke and currently plays in the Premier Lacrosse League.
- Majored in cultural anthropology.

JOE GILES-HARRIS STATISTICS

POS: LB HT: 6-2 WT: 234 LBS YEAR: 3RD ACQ: FA-23 COLLEGE: DUKE BORN: 4/01/97

REGULAR SEASON DEFENSIVE STATISTICS

Year	Team	G/S	TACKLES					INTERCEPTIONS					MISCELLANEOUS						
			TT	UT	A	S	YDS	NO	YDS	AVG	LG	TD	PD	FF	FR	YDS	TD	SPT	
2019	Jaguars	5/0	0	0	0	0.0	0.0	0	0	0.0	0	0	0	0	0	0	0.0	0	0
2020	Jaguars	9/3	18	8	10	1.0	7.0	0	0	0.0	0	0	0	0	0	0	0.0	0	0
2021	Bills	2/0	0	0	0	0.0	0.0	0	0	0.0	0	0	0	0	0	0	0.0	0	0
2022	Bills	1/0	0	0	0	0.0	0.0	0	0	0.0	0	0	0	0	0	0	0.0	0	0
2023	Patriots		Practice Squad																
Totals – 4 Years		17/3	18	8	10	1.0	7.0	0	0	0.0	0	0	0	0	0	0	0.0	0	0

PLAYERS





DAVON GODCHAUX

 **92** | DEFENSIVE TACKLE

HT: 6-3 | **WT:** 330 | **Born:** 11/11/1994 | **Exp. (NFL/Patriots):** 8/4
GP/GS (Playoffs): 103/92 (1/1) | **Acq:** UFA (MIA)-21
College: Louisiana State | **Hometown:** Plaquemine, La.

PRONOUNCED *duh-VAHN GOD-chaw* CAREER TRANSACTIONS

Davon Godchaux was signed by the New England Patriots as an unrestricted free agent from Miami on March 23, 2021 ... Originally drafted by Miami in the fifth round (178th overall) of the 2017 NFL Draft.

SEASONAL REVIEWS

2023 (17/17)

- Started in all 17 games, collecting 56 tackles (24 solo, 32 assists), 2 tackles for loss, 1 quarterback hit and 1 fumble recovery.
- Part of the 7th-ranked Patriots defense that finished fourth in the NFL in rushing yards allowed per game. The 2023 defense allowed an average of 93.2 rushing yards per game, the third lowest in team history since the 1970 merger.
- Was part of a defensive unit vs. Philadelphia (9/10) that held the Eagles to under 100 yards rushing.
- Part of a defensive unit at N.Y. Jets (9/24) that held the Jets to just 38 rushing yards. Left the game in the second quarter due to injury and did not return.
- Recovered a fumble in the second quarter vs. Washington (11/5) when LB Jahlani Tavai forced a fumble on RB Brian Robinson Jr., which led to a TE Hunter Henry touchdown reception from QB Mac Jones.
- Led the team in tackles vs. Indianapolis (11/12) with 8 tackles (4 assists, 4 solo).
- Was a part of a defense vs. L.A. Chargers (11/3) that held them to just 29 yards on 24 carries for a 1.2-yard average. It is the fewest rushing yards allowed since holding Miami to 15 yards on Oct. 29, 2015.

2022 (17/17)

- Played and started in all 17 games and recorded 62 total tackles (25 solo, 37 assist). Also recorded 1½ sacks for 7½ yards.
- Part of the defensive unit that pitched a shutout vs. Detroit (10/9), who entered the game with the top-ranked offense in the NFL. Had four total tackles (1 solo, 3 asst.). Combined with DL Christian Barmore to make a fourth down stop in the Lions first drive of the game. The defense stopped all six of Detroit's fourth down attempts.
- Part of the defensive unit that held Cleveland (10/16), who entered the game with the top ranked rushing attack, to 70 rushing yards. It was the first time this season the Browns had less than 170 rushing yards. Recorded his first sack of the season in the fourth quarter for a loss of four yards.
- Registered two total tackles (1 solo, 1 assist) vs. Indianapo-

UPDATED STATISTICS

Click or scan on the QR Code to access updated statistical information.



VIDEO FEATURE

Follow Davon Godchaux's journey to the NFL from playing high school varsity in the seventh grade, to LSU, to the NFL with the Patriots, to a style icon. Scan the QR code to view the video feature



VIDEO FEATURE

Follow Davon Godchaux's journey into the fashion world and where his passion stems from and how it has grown over the years.



lis (11/6). Part of the defensive unit that forced the Colts to go 0-for-14 on third down and allowed just 121 total yards of offense.

- Registered two total tackles (1 solo, 1 assist) vs. N.Y. Jets (11/20). Was part of the defensive unit that held the Jets to just 103 total yards, the third-fewest yards allowed in Patriots history, only two total yards in the second half, the fewest ever allowed in a half in Patriots history, only six first touchdowns and no touchdowns.
- Led the team in total tackles vs. Buffalo (12/1). Finished with 10 total tackles (3 solo, 7 assists) to match his career-high. He also had 10 tackles on Dec. 6, 2021 at Buffalo.

2021 (17/16, 1/1)

- Played in all 17 regular season games with 16 starts and finished the season with 65 tackles, one sack and one forced fumble.
- The only game he did not start was vs. N.Y. Jets (10/24).
- Played in his first playoff game in the Wild Card Round loss at Buffalo (1/15), recording a tackle.
- Sacked QB Matt Ryan for seven yards in the fourth quarter at Atlanta (11/18), his first sack as a member of the Patriots. Also had three solo tackles, two tackles for loss and two QB hits on the day. Strong rush helped force four sacks, four interceptions and limit the Falcons to just 40 yards rushing.
- Forced a fumble in the second quarter vs. Tennessee (11/28) that was recovered by Kyle Dugger. Recorded six solo tackles in the game as well.

PLAYERS

THE FOUNDATION

• The Chauxdown Foundation empowers at-risk youth through fitness, literacy and educational programming. The foundation has helped serve and impact over 2000 youth in the Miami, Florida, and Plaquemine, Louisiana communities. Chauxdown has impacted the community in a variety of ways from giving children toys to play with, to making sure they have the proper school supplies to receive proper education at school.



- Set a career high with a team-leading 10 total tackles at Buffalo (12/6). Was a major force on the defensive line that held Buffalo to under 100 total rushing yards.

2020 (5/5 – MIAMI)

- Started all five games he played in and totaled 16 tackles before suffering a season-ending injury. Was placed on injured reserve on Oct 16.
- Posted a season-high six tackles vs. Buffalo (9/20).

2019 (16/16 – MIAMI)

- Served as team captain.
- Started all 16 games and registered a career-high 75 tackles, two sacks and one pass defended. His 75 tackles were the most by a Dolphins defensive lineman since at least 2000.
- Posted six tackles and a sack in the win vs. N.Y. Jets (11/3).
- Tallied a season-high nine tackles and a half-sack at Cleveland (11/24).
- Made six tackles and a half-sack in the overtime win vs. Cincinnati (12/22).

2018 (16/16 – MIAMI)

- Started all 16 games and totaled 48 tackles and one sack.
- Made three tackles in the win vs. Oakland (9/23), including a run stuff of FB Keith Smith on fourth-and-1 at Miami's 1-yard line to prevent a Raiders touchdown.
- Made two tackles and his first career sack at Minnesota.
- Matched his single-game season highs of six tackles to close out the season in Week 16 vs. Jacksonville (12/23) and at Buffalo (12/30).

2017 (15/5 – MIAMI)

- Played in 15 games with five starts and tallied 40 tackles, one forced fumble and one pass defended.
- Was inactive vs. Denver (12/3).
- Made his NFL debut at L.A. Chargers (9/17) and made two tackles.
- Posted two tackles and forced a fumble that was recovered by Miami vs. Tennessee (10/8).
- Posted season-highs of five tackles vs. Oakland (11/5) and vs. Tampa Bay (11/19).

COLLEGE

- Played in 37 games with 34 starts over three seasons (2014-16) at LSU and totaled 145 tackles, 12½ sacks, two passes defended and two forced fumbles.
- Started all 12 games as a junior in 2016 and registered 62 tackles, 6½ sacks and one pass defended.
- Started all 12 games as a sophomore in 2015 and posted 41 tackles, six sacks, one pass defended and one forced fumble.
- Played in all 13 games with 10 starts and finished with 42 tackles and one forced fumble.

PERSONAL

- His hometown of Plaquemine honored him in 2017 by making May 9 Davon Godchaux Day.
- Majored in sports management at LSU.
- Had his senior season in high school cut short by injury.
- Totaled 60 tackles and 4½ sacks en route to earning first-team all-state honors as a junior in 2012.

DAVON GODCHAUX STATISTICS

POS: DT HT: 6-3 WT: 330 LBS YEAR: 8TH ACQ: UFA (MIA)-21 COLLEGE: LOUISIANA STATE BORN: 11/11/94

REGULAR SEASON DEFENSIVE STATISTICS

Year	Team	G/S	TACKLES					INTERCEPTIONS					MISCELLANEOUS					
			TT	UT	A	S	YDS	NO	YDS	AVG	LG	TD	PD	FF	FR	YDS	TD	SPT
2017	Dolphins	15/5	40	26	14	0.0	0.0	0	0	0.0	0	0	1	1	0	0	0	0
2018	Dolphins	16/16	48	31	17	1.0	8.0	0	0	0.0	0	0	0	0	0	0	0	0
2019	Dolphins	16/16	75	33	42	2.0	9.5	0	0	0.0	0	0	1	0	0	0	0	0
2020	Dolphins	5/5	16	10	6	0.0	0.0	0	0	0.0	0	0	0	0	0	0	0	0
2021	Patriots	17/16	65	32	33	1.0	7.0	0	0	0.0	0	0	0	1	0	0	0	0
2022	Patriots	17/17	62	25	37	1.5	7.5	0	0	0.0	0	0	0	0	0	0	0	0
2023	Patriots	17/17	56	24	32	0.0	0.0	0	0	0.0	0	0	0	0	1	0	0	0
Totals – 7 Years		103/92	362	181	181	5.5	32.0	0	0	0.0	0	0	2	2	1	0	0	0

POSTSEASON DEFENSIVE STATISTICS

Year	Team	G/S	TACKLES					INTERCEPTIONS					MISCELLANEOUS						
			TT	UT	A	S	YDS	NO	YDS	AVG	LG	TD	PD	FF	FR	YDS	TD	SPT	
2021	Patriots	1/1	1	1	0	0.0	0.0	0	0	0.0	0	0	0	0	0	0	0	0	0
Totals – 1 Year		1/1	1	1	0	0.0	0.0	0	0	0.0	0	0	0	0	0	0	0	0	



CHRISTIAN GONZALEZ

| CORNERBACK

HT: 6-1 | **WT:** 205 | **Born:** 6/28/2002 **Exp. (NFL/Patriots):** 2/2
GP/GS (Playoffs): 4/4 (0/0) **Acq:** D1-23 (17th)
College: Oregon | **Hometown:** The Colony, Texas

CAREER TRANSACTIONS

Christian Gonzalez was drafted by the New England Patriots in the first round (17th overall) of the 2023 NFL Draft.

CAREER HIGHLIGHTS

- Named the September 2023 NFL defensive rookie of the month.

SEASONAL REVIEWS

2023 (4/4)

- Played and started in four games and finished with 17 tackles (14 solo, 3 assists), 1 sack for a loss of 8.0 yards, 1 interception, 3 passes defended, 1 quarterback hit and 1 tackle for loss. His season was cut short by injury, and he was placed on injured reserve on Oct. 7.
- In his first career game, played every defensive snap at cornerback vs. Philadelphia (9/10). Tallied 7 tackles (5 solo, 2 assist), 1 sack for 8 yards, 1 quarterback hurry, 1 tackle of loss and 1 pass defense. His sack and pass defense both came in a fourth quarter series and were key in holding the Eagles to a field goal.
- Recorded his first interception of his career in the fourth quarter on a deep pass intended for WR Tyreek Hill from QB Tua Tagovailoa vs. Miami (9/17).
- Started for the Patriots at Dallas (10/1). Left the game late in the first quarter with an injury and did not return.
- Placed on injured reserve Oct. 7.

COLLEGE

- Transferred to Oregon in 2022 after spending his first two seasons at Colorado.
- Led the Ducks with four interceptions, third-most in the Pac-12, and finished with 50 total tackles (35 solo) and one tackle for loss. Tied for sixth in the Pac-12 with 11 passes defended and tied for ninth with seven passes broken up.
- Totaled 118 return yards on four interceptions in 2022, the most by a Duck in a season since 2001 (Steve Smith).
- Named the Pac-12 Defensive Player of the Week after hauling in two interceptions against his former school at Colorado. Totaled 77 return yards on the two interceptions, running the first one back 36 yards for a near-pick six and the second one 41 yards. The interceptions came on back-to-back drives in the third quarter.
- Earned Coaches Pac-12 All-Conference honorable mention in 2021 at Colorado, starting all 12 games at cornerback. Finished fifth on the team and first among defensive backs with 53 tackles (42 solo). Led the team with five pass breakups while ending the year third with 5.5 tackles for loss. One of five players in the Pac-12 and one of only three defensive backs with at least five PBUs and five TFLs. Made at least three tackles in 10 of the 12 games.

UPDATED STATISTICS

Click or scan on the QR Code to access updated statistical information.



DEFENSIVE ROOKIE OF THE MONTH

Gonzalez was named the Defensive Rookie of the Month for September by the National Football League, becoming the fifth Patriots player to win a rookie of the month honor and the third defensive player to earn the award. Gonzalez joins QB Mac Jones (November of 2021), DE Chandler Jones (September of 2012), LB Jerod Mayo (October of 2008) and WR Deion Branch (September of 2002).

- Started all six games at cornerback as a true freshman in 2020, the only freshman on defense to play and start all six games.

PERSONAL

- Parents are Hector and Temple Gonzalez.
- Father played college basketball at UTEP and went on to play semiprofessional basketball in Columbia.
- Also ran track & field in high school and had a personal best of 21.6 seconds in the 200-meters in the Texas State Championships.
- Has two older sisters, Melissa and Samantha, and one younger sister, Lily.
- Both older sisters, Melissa (Texas) and Samantha (Miami, Fla.), ran track and field in college and were both all-Americans in the 400 hurdles and the 4x400 relay.
- Played defensive back and wide receiver for The Colony and coach Rudy Rangel for two seasons, compiling a 17-5 record, including a 12-2 mark in the Division 5A-1 Standings.

CHRISTIAN GONZALEZ STATISTICS

POS: CB HT: 6-1 WT: 205 LBS YEAR: 2nd ACQ: D1-23 (17TH) COLLEGE: OREGON BORN: 6/28/02

REGULAR SEASON DEFENSIVE STATISTICS

Year	Team	G/G	TT	TACKLES			YDS	NO	INTERCEPTIONS					MISCELLANEOUS			
				UT	A	S			YDS	AVG	LG	TD	PD	FF	FR	YDS	TD
2023	Patriots	4/4	17	14	3	1.0	8.0	1	0	0.0	0	0	3	0	0	0	0
Totals – 1 year		4/4	17	14	3	1.0	8.0	1	0	0.0	0	0	3	0	0	0	0

PLAYERS





KEVIN HARRIS



36 | RUNNING BACK

HT: 5-10 | **WT:** 225 | **Born:** 11/17/2000 **Exp. (NFL/Patriots):** 2/3
GP/GS (Playoffs): 9/1 (0/0) | **Acq:** D6a-22 (183rd)
College: South Carolina | **Hometown:** Hinesville, Ga.

CAREER TRANSACTIONS

Kevin Harris was signed to the New England Patriots 53-man roster from the practice squad on December 19, 2023 ... Originally was drafted by New England in the sixth round (183rd overall) of the 2022 NFL Draft ... Released by New England (8/30/22) ... Signed by New England to the practice squad (8/31/22) ... Signed by New England to the 53-man roster from the practice squad (10/13/22) ... Released by New England (8/29/23) ... Signed by New England to the practice squad (8/31/23) ... Elevated by New England to the active roster from the practice squad (12/6/23) ... Reverted back to the New England practice squad (12/8/23) ... Elevated by New England to the active roster from the practice squad (12/16/23) ... Reverted back to the New England practice squad (12/18/23).

SEASONAL REVIEWS

2023 (4/0)

- Started the season on the practice squad, before being elevated to the active roster at Pittsburgh (12/7) and vs. Kansas City (12/18) and then was signed to the 53-man roster from the practice squad on Dec. 19.
- Played in four games and finished with 16 carries for 65 yards (4.1 avg), with one touchdown. Added 3 receptions for 58 yards (19.3 avg) and one kickoff return for 20 yards.
- Was elevated to the active roster at Pittsburgh (12/7), but did not see any action.
- Was elevated to the active roster from the practice squad and played in his first game of the season vs. Kansas City (12/17). He scored on an 18-yard run in the fourth quarter for his second career NFL touchdown. Finished with 4 carries for 25 yards and one touchdown.
- Collected his first career pass receptions at Buffalo (12/31) when he caught a 6-yard pass from QB Bailey Zappe in the second quarter. Two plays later he caught a short pas and turned it into a 48-yard gain to help set up a New England touchdown. Harris led the team with 54 yards receiving on two receptions.
- Returned a fourth quarter kickoff 20 yards for his first career kickoff return vs. the N.Y. Jets (1/7). He had never returned a kick in college or in high school.

2022 (5/1)

- Began the season on the practice squad before being signed to the 53-man roster on Oct. 13.
- Played in five games with one start after signing to the 53-man roster and recorded 18 carries for 52 yards with one touchdown.
- Was inactive for seven games.

UPDATED STATISTICS

Click or scan on the QR Code to access updated statistical information.



PLAYERS

- Played in his first NFL game at Cleveland (10/16). He entered the game at running back in the first quarter in a goal line situation and had his first rushing attempt for 1 yard in the third quarter. He finished with three carries for 5 yards.
- Saw most significant action after filling in at running back after RB Rhamondre Stevenson was injured early in the game at Arizona (12/12). He scored his first NFL touchdown on a 14-yard run to finish an 8-play, 75-yard drive in the second quarter. Harris had three carries for 32 yards on that drive. He entered the game with just four rushing attempts for 4 yards and just 13 offensive snaps. Finished with eight rushing attempts for 26 yards with one touchdown against the Cardinals.
- Made his first NFL start at Las Vegas (12/18). Had five rushing attempts for 19 yards.

COLLEGE

- Three-year player who elected to forego his final year of eligibility.
- Finished his career with 1,976 rushing yards, 18th on the school's all-time list.
- Also scored 23 career touchdowns, tying for seventh on the school's all-time list.
- Appeared in 28 games over his career with 16 starts.
- Logged eight 100-yard rushing games in his career, including a pair of 200-yard efforts.
- Is one of only two Gamecocks, along with Mike Davis, to own two carries of 75 yards or longer.
- Was an All-SEC running back in 2020 after leading the league in rushing.
- Became the first Gamecock to lead the SEC in rushing yards per game (113.8) while logging the fifth-best single-season rushing total in school history (1,138) despite playing in just 10 games, all starts as a sophomore in 2020.
- Notched the 11th 1,000-yard rushing season in school history and the first since Mike Davis in 2013.
- Was a first-team All-SEC selection by the Associated Press, a second-team performer according to the league's coaches and Phil Steele, and a third-team selection by ProFootballFocus.
- Recorded five 100-yard rushing games, including a pair of 200-yard games, and set a school record with five rushing touchdowns at Ole Miss.

PERSONAL

- Prepped at Bradwell Institute in Hinesville, Ga.
- Graduated in December 2018.
- Finished his season with 1,696 all-purpose yards and 24 touchdowns.
- Rushed for 1,556 yards and 22 TDs, including eight 100-yard games as a senior.
- Was the region's leading rusher, the No. 2 rusher in the class and No. 6 in all classifications in 2018.
- Named Georgia Region 2-AAAAAA Player of the Year.
- Was the region's Offensive Player of the Year as a junior in 2017 when he ranked 16th in rushing in Georgia with 1,680 yards and scored 16 touchdowns.
- Logged 4,100 rushing yards in his career with 18 100-yard rushing games and 42 rushing TDs.
- Kevin J. Harris was born Nov. 17, 2000.

KEVIN HARRIS STATISTICS

POS: RB HT: 5-10 WT: 225 LBS YEAR: 2ND ACQ: D6a-22 (183RD) COLLEGE: SOUTH CAROLINA BORN: 11/17/00
REGULAR SEASON OFFENSIVE STATISTICS

Year	Team	G/S	RUSHING					RECEIVING				
			NO	YDS	AVG	LG	TD	NO	YDS	AVG	LG	TD
2022	Patriots	5/1	18	52	2.9	14t	1	-	-	-	-	-
2023	Patriots	4/0	16	65	4.1	18t	1	3	58	19.3	48	0
Totals – 2 Year		9/1	34	117	3.4	18t	2	3	58	19.3	48	0

Additional Statistics: 1 Kickoff Return for 20 yards vs. the N.Y. Jets (1/7/24).





JAMYCAL HASTY

 **39** | **RUNNING BACK**

HT: 5-8 | **WT:** 205 | **Born:** 9/12/1996 | **Exp. (NFL/Patriots):** 5/2
GP/GS (Playoffs): 41/0 (5/0) | **Acq:** CW (JAX)-23
College: Baylor | **Hometown:** Longview, Texas.

PRONOUNCED *JUH-michael*

CAREER TRANSACTIONS

JaMycal Hasty was claimed off waivers from Jacksonville and awarded to the New England Patriots on November 13, 2023 ... Originally signed by San Francisco as a rookie free agent (4/28/20)... Released by San Francisco (9/5/20) ... Signed by San Francisco to the practice squad (9/6/20) ... Elevated by San Francisco to the active roster from the practice squad (9/26/20) ... Reverted back to the San Francisco practice squad (9/28/20) ... Signed by San Francisco to the 53-man roster from the practice squad (10/3/20) ... Re-signed by San Francisco (3/10/23) ... Released by San Francisco (8/30/23) ... Claimed off waivers from San Francisco by Jacksonville (8/31/23) ... Re-signed by Jacksonville (2/27/23) ... Released by Jacksonville (11/11/23).

SEASONAL REVIEWS

2023 (2/0)

- Was claimed and awarded to New England off waivers from Jacksonville on Nov. 13. He appeared in two games and contributed to the Patriots special teams.
- Was inactive for five games, at N.Y. Giants (11/26), vs. L.A. Chargers (12/3), at Pittsburgh (12/7), at Buffalo (12/31) and vs. N.Y. Jets (1/7).
- Made his debut in a New England uniform on special teams vs. Kansas City (12/17).
- Contributed to the New England special teams units at Denver (12/24).

2023 (3/0 - JACKSONVILLE)

- Played in three games, mostly on special teams, with Jacksonville before being released on Nov. 3.

2022 (17/0, 2/0 - JACKSONVILLE)

- Saw action in all 17 regular season games and both post-season games.
- In the regular season he recorded 46 rushing attempts for 194 yards and two touchdowns and posted 20 receptions for 126 yards and one touchdown.
- In the postseason he had four rush attempts for 36 yards.
- Saw action at running back and on special teams at Houston (1/1). Rushed for 33 yards on 10 attempts, including one touchdown. Caught six passes for 23 yards.
- Saw action at running back and rushed for 28 yards on 12 attempts vs. Baltimore (11/27). Caught five passes for 67 yards and the first touchdown reception of his career, which was also the longest reception of his career. Hasty finished with a career-high 95 scrimmage yards.

UPDATED STATISTICS

Click or scan on the QR Code to access updated statistical information.



- Saw action at running back and on special teams at Indianapolis (10/16). Rushed for 57 yards on three attempts to tie his career high and scored one touchdown on a career-long 61-yard run.

2021 (11/0 , 3/0 - SAN FRANCISCO)

- Played in 11 games and rushed for 68 yards and racked up 157 receiving yards on 23 receptions.

2020 (8/0 - SAN FRANCISCO)

- Played in eight games and rushed for 148 yards.
- Made his NFL debut in a 39-9 win at N.Y. Giants (9/27).

COLLEGE

- 2019 All-Big 12 honorable mention.
- Played in 45 games with 16 career starts.
- Rushed for 1,998 yards on 386 attempts and 15 touchdowns for his career
- His 1,998 rushing yards are the 12th most in program history. His 485 receiving yards are the 10th most by a BU running back in school history and his 79 career receptions are the second-most by a BU running back in program history.
- Graduated with a degree in health, kinesiology and leisure studies in August of 2018.

PERSONAL

- Favorite music genre is R&B.
- Graduated with a degree in health, kinesiology and leisure studies in August of 2018.

JAMYCAL HASTY STATISTICS

POS: RB HT: 5-8 WT: 205 LBS YEAR: 5TH ACQ: CW (JAX)-23 COLLEGE: BAYLOR BORN: 9/12/96

REGULAR SEASON OFFENSIVE STATISTICS

Year	Team	G/S	RUSHING					RECEIVING				
			NO	YDS	AVG	LG	TD	NO	YDS	AVG	LG	TD
2020	49ers	5/1	39	148	3.8	20	1	7	33	4.7	16	0
2021	49ers	11/0	16	68	4.3	21	1	23	157	6.8	23	0
2022	Jaguars	17/0	46	194	4.2	61t	2	20	126	6.3	28t	1
2023	Jaguars	3/0	0	0	0	0	0	0	0	0	0	0
2023	Patriot	2/0	0	0	0	0	0	0	0	0	0	0
Totals – 4 Year		41/0	101	410	4.1	61t	4	50	316	6.3	28t	1

REGULAR SEASON RETURN STATISTICS

Year	Team	G/S	PUNT RETURNS					KICK RETURNS				
			NO	YDS	AVG	LG	TD	NO	YDS	AVG	LG	TD
2020	49ers	8/0	0	0	0.0	0	0	3	57	19.0	21	0
2021	49ers	11/0	0	0	0.0	0	0	9	145	16.1	28	0
2022	Jaguars	17/0	0	0	0.0	0	0	4	97	24.3	29	0
2023	Jaguars	3/0	0	0	0.0	0	0	0	0	0.0	0	0
2023	Patriots	2/0	0	0	0.0	0	0	0	0	0.0	0	0
Totals – 4 Years		41/0	0	0	0.0	0	0	16	299	18.7	29	0

POSTSEASON OFFENSIVE STATISTICS

Year	Team	G/S	RUSHING					RECEIVING				
			NO	YDS	AVG	LG	TD	NO	YDS	AVG	LG	TD
2021	49ers	3/0	0	0	0	0	0	1	6	6.0	6	0
2022	Jaguars	2/0	4	36	9.0	23	0	1	7	7.0	7	0
Totals – 2 Years		5/0	4	36	9.0	23	0	2	13	6.5	7	0

POSTSEASON SEASON RETURN STATISTICS

Year	Team	G/S	PUNT RETURNS					KICK RETURNS				
			NO	YDS	AVG	LG	TD	NO	YDS	AVG	LG	TD
2021	49ers	3/0	0	0	0.0	0	0	3	61	20.3	32	0
2022	Jaguars	2/0	0	0	0.0	0	0	9	0	0.0	0	0
Totals – 2 Years		5/0	0	0	0.0	0	0	3	61	20.3	32	0

PLAYERS



JAYLINN HAWKINS

 **32** | SAFETY

HT: 6-1 | **WT:** 208 | **Born:** 8/26/1997 | **Exp. (NFL/Patriots):** 5/1
GP/GS (Playoffs): 58/25 (0/0) | **Acq:** UFA (LAC)-24
College: California | **Hometown:** Buena Park, Calif.

CAREER TRANSACTIONS

Jaylinn Hawkins was signed by the New England Patriots as an unrestricted free agent from the L.A. Chargers on March 21, 2024 ... Originally drafted by Atlanta in the fourth round (134th overall) of the 2020 NFL Draft ... Released by Atlanta (10/17/2023) ... Claimed off waivers from Atlanta and awarded to L.A. Chargers (10/18/2023) .

SEASONAL REVIEWS

2023 (10/3 - L.A. CHARGERS)

- Claimed off waivers on Oct. 18 after being released by Atlanta and played in 10 games with 3 starts and finished with 11 total tackles, and one pass defended.
- Started three games for the Chargers in the second half of the season, vs. Baltimore (11/26), vs. Denver (12/10) and vs. Buffalo (12/23).

2023 (6/0 - ATLANTA)

- Played in six games for Atlanta before being released on Oct. 17 and finished with 2 total tackles and 1 special teams tackle.

2022 (16/16 - ATLANTA)

- Started and played in 16 games, totaling a career-best 82 tackles (43 solo), 6 passes defended, 2 interceptions, 1 one forced fumble and recovered a fumble in the end zone for a touchdown.
- Scored his first defensive touchdown vs. San Francisco (10/16), recovering a fumble in the end zone for a score. Also intercepted a pass from QB Jimmy Garoppolo in the fourth quarter.
- Recorded 10 tackles in a game twice during the season, with 10 tackles (7 solo) at Tampa Bay (10/09) and 10 tackles (6 solo) at Cincinnati (10/23).
- Notched his second interception of the season vs. Chicago (11/20), also recording a pass defended in the contest.

2021 (14/4 - ATLANTA)

- Played in 14 games with four starts, starting vs. N.Y. Jets, at Carolina (12/12), at San Francisco (12/19) and vs. Detroit

UPDATED STATISTICS

Click or scan on the QR Code to access updated statistical information.



(12/26).

- Totaled 19 tackles (11 solo, eight assists), 2 interceptions and 3 passes defended.

2020 (12/2 - ATLANTA)

- Played in 12 games with two starts as a rookie.
- Made first career start vs. Chicago (9/27), recording 2 tackles on defense and another tackle on special teams.
- Recorded a season-best four tackles (2 solo, 2 assists) in a start at Green Bay (10/05).
- Had two special teams tackles at Carolina (10/29).

COLLEGE

- In three seasons at California, Hawkins totaled 158 tackles, 9.5 tackles for loss, 2.0 sacks, 10 interceptions, seven pass breakups, 17 passes defended and three forced fumbles.
- Also returned nine kicks for 129 yards.
- As a senior in 2019, he started a career-best 13 games and registered a career-high 56 tackles, 4.5 tackles for loss, 2.0 sacks and two forced fumbles.

PERSONAL

- Graduated from California in December of 2019 with a bachelor's degree in American studies.

PLAYERS

JAYLINN HAWKINS STATISTICS

POS: S HT: 6-1 WT: 208 LBS YEAR: 5TH ACQ: UFA (LAC)-24 COLLEGE: CALIFORNIA BORN: 8/26/97

REGULAR SEASON DEFENSIVE STATISTICS

Year	Team	G/S	TT	TACKLES					INTERCEPTIONS					MISCELLANEOUS					
				UT	A	S	YDS	NO	YDS	AVG	LG	TD	PD	FF	FR	YDS	TD	SPT	
2020	Falcons	12/2	7	3	4	0.5	6.0	0	0	0.0	0	0	0	0	0	0	0	0	2
2021	Falcons	14/4	19	11	8	0.0	0.0	2	11	5.5	11	0	3	0	0	0	0	0	1
2022	Falcons	16/16	82	43	39	0.0	0.0	2	14	7.0	14	0	6	1	1	0	1	2	
2023	Falcons	6/0	2	1	1	0.0	0.0	0	0	0.0	0	0	0	0	0	0	0	0	1
2023	Chargers	10/3	11	4	7	0.0	0.0	0	0	0.0	0	0	1	0	0	0	0	0	0
Totals – 4 Years		58/25	121	62	59	0.5	6.0	4	25	6.3	14	0	10	1	1	0	1	6	

PLAYERS





AZIZI HEARN

 **42** | CORNERBACK

HT: 6-1 | **WT:** 204 | **Born:** 6/5/1999

Exp. (NFL/Patriots): 1/2 | **Acq:** FA-23

College: UCLA | **Hometown:** Oceanside, Calif.

PRONOUNCED A-zee-zee

CAREER TRANSACTIONS

Azizi Hearn was signed by the New England Patriots to a futures contract on Jan. 8, 2024 ... Originally signed by Las Vegas as a rookie free agent (5/12/23) ... Released by Las Vegas (8/29/2023) ...Signed by New England to the practice squad (9/21/23).

SEASONAL REVIEWS

2023 (0/0)

- Spent the year on the Patriots practice squad.

COLLEGE

- Played his final college season at UCLA after three seasons at Wyoming and one at Arizona.
- Played in 57 games with 37 starts over his five total seasons and finished with 146 tackles (103 solo).
- In 2022 at UCLA, he played in 13 games with six starts and led the team with six passes defended.


UPDATED STATISTICS

Click or scan on the QR Code to access updated statistical information.



PERSONAL

- Attended Oceanside (Calif.) High School.
- Was a two-time all-conference and all-district honoree and was named Most Valuable Player as a senior.



HUNTER HENRY



85 | TIGHT END

HT: 6-5 | **WT:** 249 | **Born:** 12/7/1994 | **Exp. (NFL/Patriots):** 9/4
GP/GS (Playoffs): 103/83 (2/2) | **Acq:** UFA (LAC)-21
College: Arkansas | **Hometown:** Little Rock, Ark.

CAREER TRANSACTIONS

Hunter Henry was signed by the New England Patriots as an unrestricted free agent from the L.A. Chargers on March 19, 2021 ... Originally drafted by San Diego in the second round (35th overall) of the 2016 NFL Draft ... Named franchise player by L.A. Chargers and signed his tender (4/16/20).

SEASONAL REVIEWS

2023 (14/10)

- Named a team captain for the first time since joining the team.
- Played in 14 games with 10 starts and recorded 42 receptions for 419 yards (10.0 avg) and hauled in 6 touchdowns.
- He was inactive for two games due to injury - at Denver (12/24) and at Buffalo (12/31) - before being placed on injured reserve before the final game vs. N.Y. Jets (1/7).
- Recorded 5 receptions for 56 yards, averaging 11.2 yard-per-reception, and 1 touchdown vs. Philadelphia (9/10). His touchdown gave the Patriots their first points of the year, on a 9-yard pass from QB Mac Jones in the first quarter.
- Started vs. Miami (9/17) in a three tight end set and hauled in the only receiving touchdown for New England in the fourth quarter on a 6-yard pass from Jones.
- Had a crucial reception deep in the team's own territory for 14 yards that resulted in a first down on a third-down play late in the fourth quarter with zero time outs left and down by three points vs. Buffalo (10/22). That play set up a touchdown for a 29-25 win.
- Found the end zone in the second quarter vs. Washington (11/5) on a 14-yard pass from Jones to put the Patriots on the board.
- Tied his career high with two touchdown receptions, an 8-yard and a 24-yard touchdown pass in the second quarter on his birthday at Pittsburgh (12/7). He is the first Patriots player to score a touchdown on his birthday since RB Dion Lewis on Sept. 27, 2015 vs. Jacksonville when he turned 25. He finished the game with 3 receptions for 40 yards and 2 touchdowns.
- Hauled in a 16-yard touchdown pass from QB Bailey Zappe in the second quarter vs. Kansas City (12/17), before leaving the game in the second half with an injury.

2022 (17/14)

- Played in 17 games with 14 starts and recorded 41 receptions for 509 receiving yards and two touchdowns.
- Had five 30-yard receptions, including two 30-yard touchdown receptions.
- Henry scored on a 31-yard touchdown pass from QB Bailey Zappe in the third quarter at Cleveland (10/16) and

UPDATED STATISTICS

Click or scan on the QR Code to access updated statistical information.



SINGLE-GAME CAREER HIGHS

REGULAR SEASON:

Receptions:	8	vs. Pittsburgh (10/13/19)
Receiving Yards:	100	vs. Pittsburgh (10/13/19)
Receiving TDs:	2	at Pittsburgh (12/7/23)
	2	at Indianapolis (12/18/21)
	2	vs. Cleveland (11/14/21)
	2	vs. Pittsburgh (10/13/19)
Long:	59	at Oakland (10/9/16)

VIDEO FEATURE

Follow Hunter Henry's unique journey from Little Rock, Arkansas to the New England Patriots in this video feature.



had a 37-yard touchdown from Mac Jones at Minnesota in the third quarter (11/24), his longest touchdown receptions of his career. His previous best was a 30-yard touchdown pass at Jacksonville on Dec. 8, 2019 when he played for the Chargers. In 2021.

- Had a 39-yard reception from QB Mac Jones to set up a fourth quarter touchdown at Arizona (12/12).
- Had five receptions for 52 yards vs. Miami (1/1). Recovered the onside kick in the fourth quarter to give the Patriots possession and bring out the victory formation.

2021 (17/10, 1/1)

- Played in 17 regular season games with 10 starts and finished the season with 50 receptions for 603 yards and a career-high nine touchdowns.
- His nine touchdowns tied for the NFL lead among tight ends with Mark Andrews of Baltimore, Travis Kelce of Kansas City and Dawson Knox of Buffalo.
- Had a streak of four straight games with a touchdown from the game vs. Tampa Bay (10/03) through the game vs. N.Y. Jets (10/24). He had a three-game stretch with touchdowns as a rookie in 2016 with the Chargers. The last New England tight end to register a stretch of four straight games with a touchdown reception was Rob Gronkowski in 2013. The Patriots record for most consecutive touchdowns by a

HONORS & AWARDS

2023: Team Captain

2019: Ed Block Courage Award

2016: PFWA All-Rookie Team

tight end is Gronkowski with six games in 2011.

- Had two 2-touchdown games - vs. Cleveland (11/14) and at Indianapolis (12/18).
- Started in the Wild Card Round loss at Buffalo (1/15), reeling in a 30-yard catch.
- Caught his first Patriots touchdown on an 11-yard pass from Mac Jones in the second quarter vs. Tampa Bay (10/3).
- Led the team in receptions (6) and receiving yards (76) at Houston (10/10), including a 12-yard touchdown catch from Mac Jones in the fourth quarter.
- Caught a 20-yard touchdown pass in the first quarter vs. Dallas (10/17).
- Caught a 1-yard touchdown pass from QB Mac Jones late in the second quarter vs. N.Y. Jets (10/24), marking his fourth-straight game with a touchdown reception.
- Made a key block on the opening kickoff vs. N.Y. Jets (10/24) when he ran all the way across the field to open up a lane for returner Gunner Olszewski, who ran the ball back for a season-high 31 yards on the play.
- Caught a season-long 33-yard pass from QB Mac Jones in the second quarter at L.A. Chargers (10/31). Started the game in a two-tight end set and recovered a Chargers on-side kick in the final minute of play to secure the victory over his former team.
- Caught a 7-yard touchdown pass on third down in the second quarter at Carolina (11/7).
- Had his second career two-touchdown game vs. Cleveland (11/14). He had his first career two-touchdown game vs. Pittsburgh on Oct. 13, 2019 when he was with the Chargers. Capped the Patriots' first offensive drive with a 3-yard touchdown pass from QB Mac Jones. He also added a 3-yard touchdown pass in the fourth quarter from Jones.
- Made key blocks throughout the game at Buffalo (12/6) to help the team rush for 222 yards on the day.
- Caught six catches for a team-high 77 yards to go along with a 12-yard and a 7-yard touchdown in the fourth quarter at Indianapolis (12/18).

2020 (14/14 – L.A. CHARGERS)

- Started all 14 games he played and posted a career-high 60 receptions for 613 yards and four touchdowns.
- Missed the final two games of the season after being placed on the Reserve/COVID-19 list.
- Posted six receptions for a season-high 83 yards vs. Kansas City (9/20).
- Tallied a season-high seven receptions for 67 yards at Buffalo (11/29).
- Hauled in five receptions for 65 yards and a touchdown at Las Vegas (12/17).

2019 (12/12 – L.A. CHARGERS)

- Started all 12 games he played in and totaled 55 receptions for a career-high 652 yards and five touchdowns.
- Was inactive for four games (Weeks 2-5) due to injury.
- Returned from missing four straight games due to injury and set single-game career-highs in receptions (8), receiving yards (100) and receiving touchdowns (2) vs. Pittsburgh (10/13). The game marked the first 100-yard effort of his career.
- Caught six passes for 97 yards at Tennessee (10/20)
- Tallied five receptions for 42 yards and a touchdown in the season finale at Kansas City (12/29).

2018 (0/0, 1/1 – L.A. CHARGERS)

- Spent the regular season on the physically unable to perform list after suffering an injury in spring practice.
- Returned to action for the AFC Divisional Playoff at New England (1/13). Made his NFL playoff debut as a starter and did not accrue any statistics.

2017 (14/13 – L.A. CHARGERS)

- Appeared in 14 contests with 13 starts and totaled 45 receptions for 579 yards and four touchdowns.

TOUCHDOWN LEADER

Henry set a single season career-high mark with 9 receiving touchdowns in 2021. He tied for the NFL lead among tight ends.

MOST RECEIVING TOUCHDOWNS BY TIGHT ENDS IN 2021

Player	Team	TDs
Hunter Henry	New England	9
Mark Andrews	Baltimore	9
Travis Kelce	Kansas City	9
Dawson Knox	Buffalo	9

- Placed on injured reserve on Dec. 19 and missed the final two games of the season.
- Posted a season-high seven receptions for 80 yards vs. Miami (9/17).
- Caught five passes for a season-high 90 yards at Oakland (10/15).
- Matched a season-high with seven receptions for 81 yards vs. Cleveland (12/3).

2016 (15/10 – SAN DIEGO)

- Played in 15 games with 10 starts and registered 36 receptions for 478 yards and a career-high eight touchdowns. Led all rookie tight ends in receiving yards and tied for the NFL lead among all tight ends in receiving touchdowns. Also returned one kickoff for 10 yards.
- Tallied four receptions for 61 yards and his first NFL touchdown vs. New Orleans (10/2).
- Had his most productive game of the season after catching six passes for 83 yards and a touchdown vs. Denver (10/13).
- Capped his rookie campaign vs. Kansas City (1/1) with four receptions for 43 yards and one touchdown.

COLLEGE

- Played three seasons at Arkansas (2013-15), finishing his career with 116 receptions for 1,661 yards and nine touchdowns.
- Finished as one of eight tight ends in SEC history to reach the 100-reception mark in his collegiate career.
- Earned first-team All-America and All-SEC accolades as a senior in 2015 after leading all FBS tight ends with 739 yards receiving and three touchdowns on 51 receptions. Also did not record a dropped pass and did not allow a sack or QB hurry.
- Winner of the John Mackey Award, annually given to the nation's top tight end.
- Named second-team All-SEC as a sophomore in 2014.
- Named to the SEC All-Freshman Team while earning Freshman All-America and second-team All-SEC honors in 2013.

PERSONAL

- Father, Mark, played at Arkansas from 1988-91 and brothers, Hayden, and Hudson also both played football at Arkansas.
- Earned first-team All-America honors following his senior season at Pulaski Academy in Little Rock, Ark., where he finished with 107 receptions for 1,449 yards and 15 touchdowns.
- Helped lead his team to the 5A state semifinals.
- Paced Pulaski as a junior with 64 receptions for 1,093 yards and 16 touchdowns to a 14-0 record and a 4A state title.
- Helped lead the team to the state championship game as a sophomore, totaling 45 receptions for 748 yards and 10 touchdowns.
- Married wife, Parker, in 2018 and welcomed their first child, Ace, in 2021 and a daughter, Rivi, born in 2023.

HUNTER HENRY STATISTICS

POS: TE HT: 6-5 WT: 249 LBS YEAR: 9TH ACQ: UFA (LAC)-21 COLLEGE: ARKANSAS BORN: 12/7/94

REGULAR SEASON RECEIVING STATISTICS

Year	Team	G/S	REC	YDS	AVG	LG	TD
2016	Chargers	15/10	36	478	13.3	59	8
2017	Chargers	14/13	45	579	12.9	34	4
2018	Chargers	Reserve/PUP List					
2019	Chargers	12/12	55	652	11.9	30t	5
2020	Chargers	14/14	60	613	10.2	33	4
2021	Patriots	17/10	50	603	12.1	35	9
2022	Patriots	17/14	41	509	12.4	39	2
2023	Patriots	14/10	42	419	10.0	24t	6
Totals – 8 Years		103/83	329	3,853	11.7	59	38

POSTSEASON RECEIVING STATISTICS

Year	Team	G/S	REC	YDS	AVG	LG	TD
2018	Chargers	1/1	0	0	0.0	0	0
2021	Patriots	1/1	1	30	30.0	30	0
Totals – 2 Years		2/2	1	30	30.0	30	0



HENRY'S CAREER GAME-BY-GAME

2016	OPPONENT	P/S	NO	YDS	AVG	LG	TD	
09/11	at Kansas City	p	1	20	20.0	20	0	
09/18	Jacksonville	S	-	-	-	-	-	
09/25	at Indianapolis	S	5	72	14.4	33	0	
10/02	New Orleans	S	4	61	15.3	20†	1	
10/09	at Oakland	S	3	74	24.7	59	1	
10/13	Denver	S	6	83	13.8	27	1	
10/23	at Atlanta	S	1	16	16.0	16	0	
10/30	at Denver	S	2	14	7.0	7	0	
11/06	Tennessee			Inactive				
11/13	Miami	S	2	11	5.5	7†	1	
11/27	at Houston	S	2	20	20.0	12†	1	
12/04	Tampa Bay	p	1	14	14.0	14	0	
12/11	at Carolina	S	2	13	6.5	9†	1	
12/18	Oakland	p	3	37	12.3	20	1	
12/24	at Cleveland	p	-	-	-	-	-	
01/01	Kansas City	p	4	43	10.8	12†	1	
2016 Totals			15/10	36	478	13.3	59	8

2017	OPPONENT	P/S	NO	YDS	AVG	LG	TD	
09/11	at Denver	p	-	-	-	-	-	
09/17	Miami	S	7	80	11.4	17	0	
09/24	Kansas City	S	-	-	-	-	-	
10/01	Philadelphia	S	2	16	8.0	12	1	
10/08	at N.Y. Giants	S	3	42	14.0	25†	1	
10/15	at Oakland	S	5	90	18.0	34	0	
10/22	Denver	S	4	73	18.3	34	0	
10/29	at New England	S	2	11	5.5	7	0	
11/12	at Jacksonville	S	1	7	7.0	7	0	
11/19	Buffalo	S	2	25	12.5	15	0	
11/23	at Dallas	S	5	76	15.2	27	1	
12/03	Cleveland	S	7	81	11.6	25	0	
12/10	Washington	S	4	50	12.5	20	1	
12/16	at Kansas City	S	3	28	9.3	14	0	
12/24	at N.Y. Jets			Placed on Injured Reserve (12/19)				
2017 Totals			14/13	45	579	12.9	34	4

2018 Regular Season: Reserve/PUP

01/13	at New England	S	-	-	-	-	-
2018 Postseason			1/1	0	0.0	0	0

2019	OPPONENT	P/S	NO	YDS	AVG	LG	TD	
09/08	Indianapolis	S	4	60	15.0	22	0	
09/15	at Detroit			Inactive				
09/22	Houston			Inactive				
09/29	at Miami			Inactive				
10/06	Denver			Inactive				
10/13	Pittsburgh	S	8	100	12.5	21	2	
10/20	at Tennessee	S	6	97	16.2	23	0	
10/27	at Chicago	S	4	47	11.8	20	0	
11/03	Green Bay	S	7	84	12.0	19	0	
11/07	at Oakland	S	4	30	7.5	13	1	
11/18	Kansas City	S	6	69	11.5	16	0	
12/01	at Denver	S	2	10	5.0	5	0	
12/08	at Jacksonville	S	2	39	19.5	30†	1	
12/15	Minnesota	S	2	29	14.5	24	0	
12/22	Oakland	S	5	45	9.0	17	0	
12/29	at Kansas City	S	5	42	8.4	19	1	
2019 Totals			12/12	55	652	11.9	30†	5

2020	OPPONENT	P/S	NO	YDS	AVG	LG	TD	
09/13	at Cincinnati	S	5	73	14.6	33	0	
09/20	Kansas City	S	6	83	13.8	22	0	
09/27	Carolina	S	5	50	10.0	16	0	
10/04	at Tampa Bay	S	2	39	19.5	29	0	
10/12	at New Orleans	S	4	23	5.8	8	1	
10/25	Jacksonville	S	3	23	7.7	11	0	
11/01	at Denver	S	4	33	8.3	13	0	
11/08	Las Vegas	S	4	33	8.3	11	0	
11/15	at Miami	S	4	30	7.5	17	1	
11/22	N.Y. Jets	S	4	48	12.0	22	1	
11/29	at Buffalo	S	7	67	9.6	15	0	
12/06	New England	S	1	5	5.0	5	0	
12/13	Atlanta	S	6	41	6.8	15	0	
12/17	at Las Vegas	S	5	65	13.0	19	1	
12/27	Denver			Placed on Reserve/COVID-19 (12/24)				
2020 Totals			14/14	60	613	10.2	33	0

PLAYERS

HENRY'S CAREER GAME-BY-GAME

PLAYERS

2021	OPPONENT	P/S	NO	YDS	AVG	LG	TD	
09/12	Miami	S	3	31	10.3	16	0	
09/19	at N.Y. Jets	S	2	42	21.0	32	0	
09/26	New Orleans	P	5	36	7.2	9	0	
10/03	Tampa Bay	S	4	32	8.0	11t	1	
10/10	at Houston	S	6	75	12.5	21	1	
10/17	Dallas	S	2	25	12.5	20t	1	
10/24	N.Y. Jets	P	2	23	11.5	22	1	
10/31	at L.A. Chargers	S	1	33	33.0	33	0	
11/07	at Carolina	P	2	19	9.5	12	1	
11/14	Cleveland	S	4	37	9.3	19	2	
11/18	at Atlanta	P	2	25	12.5	15	0	
11/28	Tennessee	P	2	16	8.0	9	0	
12/06	at Buffalo	P	0	0	-	-	0	
12/18	at Indianapolis	S	6	77	12.8	25	2	
12/26	Buffalo	P	1	9	9.0	9	0	
01/02	Jacksonville	S	3	37	12.3	17	0	
01/09	at Miami	S	5	86	17.2	35	0	
2021 Totals			17/10	50	603	12.1	35	9
01/15	at Buffalo	S	1	30	30.0	30	0	
2021 Postseason			1/1	1	30	30.0	30	0

2022	OPPONENT	P/S	NO	YDS	AVG	LG	TD	
09/11	at Miami	S	2	20	10.0	11	0	
09/18	at Pittsburgh	S	-	-	-	-	-	
09/25	Baltimore	S	1	8	8.0	8	0	
10/02	at Green Bay	P	2	13	6.5	7	0	
10/09	Detroit	S	4	54	13.5	23	0	
10/16	at Cleveland	S	4	61	15.3	31t	1	
10/24	Chicago	S	1	12	12.0	12	0	
10/30	at NY Jets	S	1	22	22.0	22	0	
11/06	Indianapolis	S	4	50	12.5	30	0	
11/20	NY Jets	S	1	20	20.0	20	0	
11/24	at Minnesota	S	3	63	21.0	37t	1	
12/01	Buffalo	S	2	13	6.5	9	0	
12/12	at Arizona	P	3	70	23.3	39	0	
12/18	at Las Vegas	P	2	9	4.5	5	0	
12/24	Cincinnati	S	-	-	-	-	-	
01/01	Miami	S	5	52	10.4	29	0	
01/08	at Buffalo	S	6	42	7.0	13	0	
2022 Totals			17/14	41	509	12.4	39	2

2023	OPPONENT	P/S	NO	YDS	AVG	LG	TD	
09/10	Philadelphia	S	5	56	11.2	13	1	
09/17	Miami	S	6	52	8.7	13	1	
09/24	at N.Y. Jets	S	2	17	8.5	9	0	
10/01	at Dallas	S	4	51	12.8	21	0	
10/08	New Orleans	P	0	0	-	-	0	
10/15	at Las Vegas	S	1	7	7.0	7	0	
10/22	Buffalo	S	2	27	13.5	14	0	
10/29	at Miami	S	3	28	9.3	16	0	
11/05	Washington	P	4	39	9.8	14t	1	
11/12	Indianapolis	P	3	21	7.0	11	0	
11/26	at N.Y. Giants	S	0	0	-	-	0	
12/03	L.A. Chargers	S	2	15	7.5	9	0	
12/07	at Pittsburgh	S	3	40	13.3	24t	2	
12/17	Kansas City	P	7	66	9.4	16t	1	
12/24	at Denver			Inactive				
12/31	at Buffalo			Inactive				
01/06	N.Y. Jets			Injured Reserve				
2023 Totals			14/10	42	419	10.0	24t	6



TRYSTEN HILL

97 | DEFENSIVE TACKLE

HT: 6-3 | **WT:** 310 | **Born:** 3/25/1998 **Exp. (NFL/Patriots):** 5/2
GP/GS (Playoffs): 32/5 (1/0) **Acq:** FA - 23
College: Central Florida | **Hometown:** Live Oak, Fla.

CAREER TRANSACTIONS

Trysten Hill was signed by the New England Patriots to a futures contract on January 8, 2024 ... Originally drafted by Dallas in the second round (58th overall) of the 2019 NFL Draft ... Released by Dallas Cowboys (11/1/22) ... Claimed off waivers from Dallas and awarded to Arizona (11/2/22) ... Signed by Cleveland as an unrestricted free agent from Arizona (3/17/23) ... Released by Cleveland (8/29/23) ... Signed by Cleveland to the practice squad (8/30/23) ... Released by Cleveland from the practice squad (9/26/23) ... Signed by New England to the practice squad (10/4/23) ... Elevated by New England to the active roster from the practice squad (10/21/23) ... Reverted back to the New England practice squad (10/23/23).

SEASONAL REVIEWS

2023 (1/0)

- Started the season on the Cleveland practice squad before signing with the Patriots practice squad on Oct. 4. Elevated to the active roster vs. Buffalo (10/22) and saw limited action on defense but did not record any statistics.

2022 (6/0 - ARIZONA)

- Was claimed off waivers by Arizona after being released by Dallas and played in six games, finishing with 6 total tackles and 1 sack.

2022 (7/0 - DALLAS)

- Played in seven games with Dallas, recording 4 tackles, 3 quarterback hurries and 2 tackles for loss.
- Was released by Dallas on Nov. 1

2021 - (6/0, 1/0 - DALLAS)

- Limited to six games, recovering from his torn ACL suffered in 2020, and posted 10 tackles, a half sack and six hurries.
- Logged a season-high five tackles with two hurries on Thanksgiving Day against Las Vegas (11/25).
- Added a tackle in his postseason debut in the Wild Card Playoff game vs. San Francisco (1/16/22).

2020 - (5/5 - DALLAS)

- Earned the starting role for the first five games of the season before a torn ACL landed him on injured reserve.
- Posted 14 tackles, one for a loss, and five hurries prior to

UPDATED STATISTICS

Click or scan on the QR Code to access updated statistical information.



the injury.

- Made his first career start in the season opener at the LA Rams (9/13) and posted a career-high seven stops.

2019 (7/0 - DALLAS)

- Played in seven games as a rookie and tallied six tackles, one for a loss, and a pressure.
- Was inactive the first two games of the season, then made his NFL debut vs. Miami (9/22), posting a tackle and a quarterback pressure.

COLLEGE

- Played in 12 games with one start as a junior and logged career-bests in tackles (36), sacks (3.0) and tackles for loss (10.5) to go with four hurries. Also had two runs for one yard with one touchdown.
- Named to the 2018 Bronko Nagurski Trophy Watch list, the 2018 preseason Outland Trophy Watch List and the Benarrik Award Watch List.
- Was a second-team All-Conference selection as a sophomore, starting all 13 games along the defensive line for the undefeated Knights. Logged 20 tackles, 5 for loss, 2.0 sacks and 5 hurries.
- Started all 13 games as a freshman defensive end and tallied 15 tackles, 5 for loss, and 1 sack. Added 1 hurry and a forced fumble.

PERSONAL

- A three-star recruit out of Suwannee High School in Live Oak, Fla., and helped his team reach the region finals as a senior and state semifinals as a junior.
- Majored in criminal justice at Central Florida.

TRYSTEN HILL STATISTICS

POS: DT HT: 6-3 WT: 310 LBS YEAR: 5TH ACQ: FA-23 COLLEGE: CENTRAL FLORIDA BORN: 3/25/1998

REGULAR SEASON DEFENSIVE STATISTICS


Year	Team	G/S	TACKLES					INTERCEPTIONS					MISCELLANEOUS					
			TT	UT	A	S	YDS	NO	YDS	AVG	LG	TD	PD	FF	FR	YDS	TD	SPT
2019	Cowboys	7/0	5	4	1	0.0	0.0	0	0	0.0	0	0	0	0	0	0	0	0
2020	Cowboys	5/5	11	6	5	0.0	0.0	0	0	0.0	0	0	0	0	0	0	0	
2021	Cowboys	6/0	11	7	4	0.5	0.0	0	0	0.0	0	0	0	0	0	0	0	
2022	Cowboys	7/0	6	5	1	0.0	0.0	0	0	0	0	0	0	0	0	0	0	
2022	Cardinals	6/0	6	5	1	1.0	8.0	0	0	0.0	0	0	0	0	0	0	0	
2023	Patriots	1/0	0	0	0	0.0	0.0	0	0	0.0	0	0	0	0	0	0	0	
Totals – 5 Years		32/5	39	27	12	1.5	8.0	0	0	0.0	0	0	0	0	0	0	0	

POSTSEASON DEFENSIVE STATISTICS

Year	Team	G/S	TACKLES					INTERCEPTIONS					MISCELLANEOUS				
			TT	UT	A	S	YDS	NO	YDS	AVG	LG	TD	PD	FF	FR	YDS	TD
2021	Cowboys	1/0	2	0	2	0	0.0	0	0	0	0	0	0	0	0	0	0
Totals – 1 Year		1/0	2	0	2	0.0	0.0	0	0	0.0	0	0	0	0	0	0	0

PLAYERS





AUSTIN HOOPER

 **81** | TIGHT END

HT: 6-4 | **WT:** 254 | **Born:** 10/29/1994 | **Exp. (NFL/Patriots):** 9/1
GP/GS (Playoffs): 122/68 (7/5) | **Acq:** UFA (LV)-24
College: Stanford | **Hometown:** Concord, Calif.

 **PRO BOWLS:** 18, 19

CAREER TRANSACTIONS

Austin Hooper was signed by the New England Patriots as an unrestricted free agent from Las Vegas on March 14, 2024 ... Originally drafted by Atlanta in the third round (81st overall) in the 2016 NFL Draft ... Signed by Cleveland as an unrestricted free agent from Atlanta (3/18/20) ... Released by Cleveland (3/16/22) ... Signed by Tennessee as a free agent (3/21/22) ... Signed by Las Vegas as an unrestricted free agent from Tennessee (3/23/23).

CAREER HIGHLIGHTS

- Earned Pro Bowl berths in 2018 and 2019 with Atlanta.
- Enters the season ranked 6th among tight ends since entering the NFL in 2016 with 364 receptions, also ranking 10th with 3,702 receiving yards.

2023 (17/9 - LAS VEGAS)

- Played in 17 games with nine starts and finished with 25 receptions for 234 yards.

2022 (17/2 - TENNESSEE)

- Played in 17 games with 2 starts and finished second on the team with 41 receptions and tied for third with 444 receiving yards, while adding 2 touchdown receptions.
- Caught his 300th career reception on a 19-yard pass in the first quarter at Buffalo (9/19).

2021 (16/16 - CLEVELAND)

- Played and started in 16 games and finished with 38 receptions for 345 yards and 3 touchdowns.

2020 (13/13, 2/2 - CLEVELAND)

- Started all 13 games that he played in and recorded 46 receptions for 435 yards and 4 touchdowns.
- Started both postseason games, at Pittsburgh (1/10) in the Wild Card game and at Kansas City (1/17) in the divisional game, and caught 9 passes for 62 yards with 1 touchdown.

2019 (13/10 - ATLANTA)

- Played in 13 games with 10 starts and registered career highs with 75 receptions for 787 yards and 6 touchdowns.
- Earned his second consecutive Pro Bowl berth.
- Had two 100-yard receiving games with a career-high 130 receiving yards on 9 receptions vs. Tennessee (9/29) and 117 yards on 8 receptions at Arizona (10/13).

2018 (16/7 - ATLANTA)

- Played in 16 games with 7 starts and finished with 71 receptions for 660 yards with 4 touchdowns.
- Earned his first Pro Bowl berth.

UPDATED STATISTICS

Click or scan on the QR Code to access updated statistical information.



SINGLE-GAME CAREER HIGHS

Receptions:	10	at Cleveland (11/11/18)
Receiving Yards:	130	vs Tennessee (9/29/19)
Receiving TDs:	2	2 Times: Most Recent: at Green Bay (11/17/22)
Long:	88t	at Chicago (9/10/17)

- Recorded a career-high 10 receptions for 56 yards and 1 touchdown at Cleveland (11/11).

2017 (16/8, 2/2 - ATLANTA)

- Played in 16 games with 8 starts and finished with 49 receptions for 526 yards and 3 touchdowns.
- Played and started in two postseason games and added 4 receptions for 18 yards.
- Had a career-long 88-yard touchdown reception in the third quarter from QB Matt Ryan, the longest by a tight end in a season-opening game in NFL history at Chicago (9/10). Finished with 2 receptions for 128 yards and the one touchdown.

2016 (14/3, 3/1 - ATLANTA)

- Played in 14 games with 3 starts and finished with 19 receptions for 271 yards and 3 touchdowns.
- Played in three postseason games with one start, starting the NFC Championship game vs. Green Bay (1/22), and caught 6 passes for 65 yards, including a 19-yard touchdown pass from QB Matt Ryan in the second quarter of Super Bowl LI vs. New England (2/5).
- Had his first NFL reception with a 14-yard catch vs. Tampa Bay (9/11).
- Made his first career start vs. Green Bay (10/30).

COLLEGE

- Played in 27 games in his two seasons at Stanford and caught 74 passes for 937 yards and 8 touchdowns during his career.
- Named a Mackey Award finalist and was selected to the All-Pac-12 first-team after recording 34 receptions for 438 yards and 6 receiving touchdowns during his final year at Stanford.

- As a freshman in 2014, he earned freshman All-American and second team All-Pac-12 honors after posing 40 receptions for 499 yards.
- Redshirted in 2013.
- As a senior, helped lead the team to a 15-0 record and No.1 national ranking by ESPN.com and MaxPreps.
- Also lettered in track and field.

PERSONAL

- Attended De La Salle High School in Concord, Calif.
- Led the team to three consecutive CIF Open Division State titles in 2010, 2011 and 2012.

AUSTIN HOOPER STATISTICS

POS: TE HT: 6-4 WT: 254 LBS YEAR: 9TH ACQ: UFA (LV)-24 COLLEGE: STANFORD BORN: 10/29/94

REGULAR SEASON RECEIVING STATISTICS

Year	Team	G/S	REC	YDS	AVG	LG	TD
2016	Falcons	14/3	19	271	14.3	44	3
2017	Falcons	16/8	49	526	10.7	88t	3
2018	Falcons	16/7	71	660	9.3	36	4
2019	Falcons	13/10	75	787	10.5	35	6
2020	Browns	13/13	46	435	9.5	36	4
2021	Browns	16/16	38	345	9.1	34	3
2022	Titans	17/2	41	444	10.8	24	2
2023	Raiders	17/9	25	234	9.4	21	0
Totals – 8 Years		122/68	364	3,702	10.2	88t	25

POSTSEASON RECEIVING STATISTICS

Year	Team	G/S	REC	YDS	AVG	LG	TD
2016	Falcons	3/1	6	65	10.8	19t	1
2017	Falcons	2/2	4	18	4.5	5	0
2020	Browns	2/2	9	62	6.9	11	1
Totals – 3 Years		7/5	19	145	7.6	19t	2



ANFERNEE JENNINGS

 **33** | LINEBACKER

HT: 6-2 | **WT:** 255 | **Born:** 5/1/1997 | **Exp. (NFL/Patriots):** 5/5

GP/GS (Playoffs): 45/21 (0/0) | **Acq:** D3a-20 (87th)

College: Alabama | **Hometown:** Dadeville, Ala.

CAREER TRANSACTIONS

Anfernee Jennings was re-signed by the New England Patriots as an unrestricted free agent on March 14, 2024 ... Originally drafted by New England Patriots in the third round (87th overall) of the 2020 NFL Draft.

SEASONAL REVIEWS

2023 (15/14)

- Played in 15 games with 14 starts and registered 66 tackles (49 solo, 17 assists), 1½ sacks for a loss of 10 yards, 14 tackles for loss, 4 quarterback hits and 1 fumble recovery.
- Was inactive for the first two games of the season.
- Made his first start of the season at the N.Y. Jets (9/24) and recorded 5 tackles (4 solo, 1 assist) and 1 tackle for loss.
- Took over as the starter at linebacker vs. New Orleans (10/8) after LB Matthew Judon suffered a season-ending injury.
- Recovered a fumble by QB Tua Tagovailoa in the third quarter at Miami (10/29), setting up the Patriots offense on the Dolphins 25-yard line. The recovery would lead to a K Chad Ryland 38-yard field goal, cutting the deficit to 17-10.
- Had a critical tackle for loss on a 3rd-and-1 situation vs. Washington (11/5) where he and DL Deatrich Wise Jr. tackled QB Sam Howell for a loss of 2 yards and held the Commanders to a field goal deep into Patriots territory.
- Recorded his first sack of the season at N.Y. Giants (11/26) with a 7-yard sack of QB Tommy DeVito in the third quarter. He combined with Deatrich Wise Jr. on a fourth-down sack for his first career multi-sack game.
- Was part of defense vs. L.A. Chargers (11/3) that held the Chargers to just 29 yards on 24 carries for a 1.2-yard average. It is the fewest rushing yards allowed since holding Miami to 15 yards on Oct. 29, 2015.
- Had a crucial fourth-and-goal stop on the Patriots 2-yard line on the Broncos first possession of the game at Denver (12/24).
- Tied his season-high with 3 tackles for loss vs. N.Y. Jets (1/7). He collected 3 tackles for loss in week 13 at Pittsburgh (12/7).

2022 (16/3)

- Played in 16 games with three starts and recorded 27 total tackles (15 solo, 12 assists), 1½ sacks for 16 yards, two passes defended and a forced fumble.
- Was inactive for the season-opener at Miami (9/11).
- Played in his first game since his rookie season in 2020 at Pittsburgh (9/18).

UPDATED STATISTICS

Click or scan on the QR Code to access updated statistical information.



- Made his first start of the season at Cleveland (10/16). Had two total tackles as well as combined on a sack with LB Mack Wilson Sr. in the third quarter on third down, which led to a punt. Part of the defensive unit that held Cleveland, who entered the game with the top ranked rushing attack, to 70 rushing yards. It was the first time this season the Browns had less than 170 rushing yards.
- Made his second consecutive start on defense vs. Chicago (10/24). After registering his first career sack at Cleveland (10/16), he followed with a second sack when he forced a fumble and a 13-yard sack in the second quarter. Had six total tackles (2 solo, 4 assists).
- Started the game at Minnesota (11/24) and had two tackles.

2021 (0/0, 0/0)

- Placed on injured reserve on Aug. 31 and missed the entire season.

2020 (14/4)

- Played in 14 games with four starts and totaled 20 tackles.
- Was inactive vs. Las Vegas (9/27) and vs. N.Y. Jets (1/3).
- Made his NFL debut in the season-opening win vs. Miami (9/13) and made one tackle.
- Made his first NFL start at linebacker vs. Denver (10/18) and made three tackles.
- Started at linebacker and tallied a season-high five tackles vs. San Francisco (10/25).

COLLEGE

- Was an All-SEC First Team selection by coaches and the Associated Press as a senior in 2019. Was also a semifinalist for the Butkus Award, given to the nation's top linebacker.
- Played in 13 games and recorded 83 tackles, eight sacks, one forced fumble, one interception and five passes defended in 2019.
- Played in 15 games as a junior and posted 51 tackles, 6½ sacks, one interception, 11 passes defended and two fumble recoveries, one of which was returned for a touchdown.
- Appeared in 11 games while shifting into a starting role on defense and made 41 tackles, one sack, forced two fumbles and defended two passes as a sophomore.
- Played in 15 games and posted 19 tackles as a redshirt freshman.

- Redshirted as a true freshman in 2015.

PERSONAL

- Recorded 170 tackles as a senior at Dadeville (Ala.) High School in 2014 with 88 solo stops, 14 sacks, nine pass breakups and two forced fumbles.

- Had 171 tackles as a junior in 2013 with seven sacks.
- Posted 96 tackles as a sophomore with seven more sacks.
- Finished with 29 sacks in his high school career.
- Earned two degrees in college, in human performance and in exercise science and public health.

ANFERNEE JENNINGS STATISTICS

POS: LB HT: 6-2 WT: 255 LBS YEAR: 5TH ACQ: D3a-20 (87TH) COLLEGE: ALABAMA BORN: 5/1/97

REGULAR SEASON DEFENSIVE STATISTICS

Year	Team	G/S	TACKLES					INTERCEPTIONS					MISCELLANEOUS					
			TT	UT	A	S	YDS	NO	YDS	AVG	LG	TD	PD	FF	FR	YDS	TD	SPT
2020	Patriots	14/4	20	10	10	0.0	0.0	0	0	0.0	0	0	0	0	0	0	0	0
2021	Patriots		Injured Reserve															
2022	Patriots	16/3	27	15	12	1.5	16.0	0	0	0	0	0	2	1	0	0	0	0
2023	Patriots	15/14	66	49	17	1.5	10.0	0	0	0.0	0	0	0	0	1	0	0	0
Totals – 4 Years		45/21	113	74	39	3.0	26.0	0	0.0	0	0	0	2	1	1	0	0	0

POSTSEASON DEFENSIVE STATISTICS

Year	Team	G/S	TACKLES					INTERCEPTIONS					MISCELLANEOUS				
			TT	UT	A	S	YDS	NO	YDS	AVG	LG	TD	PD	FF	FR	YDS	TD
2021	Patriots		Injured Reserve														

JENNINGS' CAREER GAME-BY-GAME

2020	OPPONENT	P/S	TT	UT	A	S	YDS	INT	YDS	PD	FF	FR	SPT	2023	OPPONENT	P/S	TT	UT	A	S	YDS	INT	YDS	PD	FF	FR	SPT
09/13	Miami	p	1	1	0	-	-	-	-	-	-	-	-	09/10	Philadelphia												
09/20	at Seattle	p	0	0	0	-	-	-	-	-	-	-	-	09/17	Miami												
09/27	Las Vegas													09/24	at N.Y. Jets	S	5	4	1	-	-	-	-	-	-	-	-
10/05	at Kansas City	p	1	0	1	-	-	-	-	-	-	-	-	10/01	at Dallas	P	-	-	-	-	-	-	-	-	-	-	-
10/18	Denver	S	3	1	2	-	-	-	-	-	-	-	-	10/08	New Orleans	S	5	3	2	-	-	-	-	-	-	-	-
10/25	San Francisco	S	5	3	2	-	-	-	-	-	-	-	-	10/15	at Las Vegas	S	6	5	1	-	-	-	-	-	-	-	-
11/01	at Buffalo	p	0	0	0	-	-	-	-	-	-	-	-	10/22	Buffalo	S	6	5	1	-	-	-	-	-	-	-	-
11/09	at N.Y. Jets	p	1	0	1	-	-	-	-	-	-	-	-	10/29	at Miami	S	2	2	0	-	-	-	-	-	1	-	
11/15	Baltimore	p	1	1	0	-	-	-	-	-	-	-	-	11/05	Washington	P	4	2	2	-	-	-	-	-	-	-	-
11/22	at Houston	p	0	0	0	-	-	-	-	-	-	-	-	11/12	Indianapolis	S	7	4	3	-	-	-	-	-	-	-	-
11/29	Arizona	p	0	0	0	-	-	-	-	-	-	-	-	11/26	at N.Y. Giants	S	4	2	2	1.5	10	-	-	-	-	-	-
12/06	at L.A. Chargers	S	2	1	1	-	-	-	-	-	-	-	-	12/03	L.A. Chargers	S	3	2	0	-	-	-	-	-	-	-	-
12/10	at L.A. Rams	S	1	1	0	-	-	-	-	-	-	-	-	12/17	Kansas City	S	5	5	0	-	-	-	-	-	-	-	-
12/20	at Miami	p	3	0	3	-	-	-	-	-	-	-	-	12/24	at Denver	S	2	2	0	-	-	-	-	-	-	-	-
12/28	Buffalo	p	2	2	0	-	-	-	-	-	-	-	-	12/31	at Buffalo	S	5	5	0	-	-	-	-	-	-	-	-
01/03	N.Y. Jets													01/07	N.Y. Jets	S	8	4	4	-	-	-	-	-	-	-	-
2020 Totals			14/4	20	10	10	0.0	0.0	0	0	0	0	0	2023 Totals		15/14	66	49	17	1.5	10	0	0	0	0	1	0

2021: Spent the entire season on injured reserve.

2022	OPPONENT	P/S	TT	UT	A	S	YDS	INT	YDS	PD	FF	FR	SPT
09/11	at Miami												
09/18	at Pittsburgh	P	2	2	0	-	-	-	-	-	-	-	-
09/25	Baltimore	P	0	0	0	-	-	-	-	-	-	-	-
10/02	at Green Bay	P	1	0	1	-	-	-	-	-	-	-	-
10/09	Detroit	P	4	3	1	-	-	-	-	-	-	-	-
10/16	at Cleveland	S	2	1	1	0.5	1.0	-	-	-	-	-	-
10/24	Chicago	S	6	2	4	1.0	15.0	-	-	1	1	-	-
10/30	at NY Jets	P	-	-	-	-	-	-	-	-	-	-	-
11/06	Indianapolis	P	1	0	1	-	-	-	-	1	-	-	-
11/20	NY Jets	P	1	1	0	-	-	-	-	-	-	-	-
11/24	at Minnesota	S	2	2	0	-	-	-	-	-	-	-	-
12/01	Buffalo	P	1	0	1	-	-	-	-	-	-	-	-
12/12	at Arizona	P	-	-	-	-	-	-	-	-	-	-	-
12/18	at Las Vegas	P	2	1	1	-	-	-	-	-	-	-	-
12/24	Cincinnati	P	2	1	1	-	-	-	-	-	-	-	-
01/01	Miami	P	1	1	0	-	-	-	-	-	-	-	-
01/08	at Buffalo	P	2	1	1	-	-	-	-	-	-	-	-
2022 Totals			16/3	27	15	12	1.5	16.0	-	2	1	-	-



JONATHAN JONES

 **31** | CORNERBACK

HT: 5-9 | **WT:** 185 | **Born:** 9/20/1993 | **Exp. (NFL/Patriots):** 9/9
GP/GS (Playoffs): 115/57 (8/2) | **Acq:** FA-16
College: Auburn | **Hometown:** Carrollton, Ga.

 **SUPER BOWLS:** 16, 18

CAREER TRANSACTIONS

Jonathan Jones was re-signed by the New England Patriots as a restricted free agent on April 16, 2019 ... Originally signed by New England as a rookie free agent (5/6/16).

JOURNEY TO THE NFL

- Jones talks about his unique journey to the NFL in this [video feature](#).



SEASONAL REVIEWS

2023 (14/14)

- Played and started in 14 games and recorded 47 tackles (39 solo, 8 assists), 7 passes defended and 1 special teams tackle.
- Was inactive due to injury vs. Miami (9/17), at N.Y. Jets (9/24) and at Dallas (10/1).
- Returned to the starting lineup vs. New Orleans (10/8) after missing three games due to injury.
- Collected a special teams tackle at Pittsburgh (12/7).
- Had a season-high 7 tackles (5 solo, 1 assist) vs. N.Y. Jets (1/7).

2022 (16/16)

- The 2022 campaign was his first as a regular starter at cornerback.
- Played and started in 16 regular season games and recorded 68 total tackles (55 solo, 13 assists), 4 interceptions, including one he returned 17 yards for a touchdown, 10 passes defended, three forced fumbles and one special teams tackle. Also blocked a punt.
- Was inactive at Cleveland (10/16) due to injury.
- Had an interception vs. Miami (1/1) off QB Skylar Thompson in the fourth quarter for his fourth interception of the season, a new single-season career-high. He had three interceptions in 2018.
- Picked off QB Sam Ehlinger in the fourth quarter vs. Indianapolis (11/6) and returned it 17 yards for his first career touchdown. Returned an interception for a touchdown and blocked a punt vs. Indianapolis (11/6) in the second quarter. He is the fifth player to have a pick-6 and a blocked kick in the same game since 2000 and first to have a blocked punt and a pick-6 in the same game since Patrick Chung in 2010 with the Patriots at Miami on Oct. 4, 2010.
- Picked off Lamar Jackson in the second quarter at the Baltimore 47-yard line and his 15-yard return helped set up a Patriots touchdown during the home opener vs. Baltimore (9/25). In the fourth quarter, he forced a fumble that was

UPDATED STATISTICS

Click or scan on the QR Code to access updated statistical information.



VIDEO FEATURE

- Jones talks about his bond with his dad and surprises him with a special gift on [Patriots.com](#).



EXTRA POINTS

- Jones returned an interception for a touchdown and blocked a punt vs. Indianapolis on Nov. 6, 2022. He is the fifth player to have a pick-6 and a blocked kick in the same game since 2000 and first to have a blocked punt and a pick-6 in the same game since Patrick Chung in 2010 with the Patriots at Miami on Oct. 4, 2010.

PLAYERS WITH A PICK-6 AND A BLOCKED KICK IN THE SAME GAME (since 2000)

Player	Team	Opponent
Jonathan Jones	Patriots	vs Indianapolis (Nov. 6, 2022) – Blocked Punt
Minkah Fitzpatrick	Steelers	at Cincinnati (Sept. 11, 2022) – Blocked Extra Point
Patrick Chung	Patriots	at Miami (Oct. 4, 2010) – Blocked punt and Field Goal
Julius Peppers	Panthers	at Tampa Bay (Nov. 28, 2004) – Blocked Field Goal
Chad Williams	Baltimore	at Cincinnati (Dec. 1, 2002) – Blocked Punt

recovered by DB Jabrill Peppers.

- Made a key block vs. N.Y. Jets (11/20) on DB Marcus Jones game-winning 84-yard punt return for a touchdown.

2021 (6/1)

- Played in six regular season games and started in one game before suffering a season-ending injury vs. Dallas (10/17). He finished the season with 18 tackles, 1 interception, 3 passes defended and 2 special teams tackles.
- Intercepted QB Tua Tagovailoa vs. Miami (9/12) with just over eight minutes left in the fourth quarter of a one-point game.
- Rotated in as a defensive back vs. Tampa Bay (10/3) and tallied a team-high nine tackles.
- Made his first start of the season vs. Dallas (10/17) in the nickel package. Left the game due to injury in the first

PLAYERS

JONATHAN JONES NEXT STEP FOUNDATION

• The mission of the Jonathan Jones Next Step Foundation, Inc. is to educate youth on practical life application, to encourage professional development and to empower them through education and mentorship. Established in 2019, the idea was birthed from Jones' love and recognition for developing youth; whether it is by way of football camps, meal distributions or fundraisers, and to pour back into them. However, he was no stranger to volunteerism; growing up, he would volunteer in the community at a local soup kitchen and became a change agent at a young age. He knew that when he became a professional football player, he would then have the vehicle and platform to give back on a larger scale.



quarter but returned later in the game.

- Placed on injured reserve on Oct. 23.

2020 (16/7)

- Played in all 16 games with seven starts and totaled a career-high 71 tackles, 1 forced fumble, 2 interceptions and 6 passes defended. Also made 3 special teams tackles.
- All seven starts came in nickel defense.
- Started at defensive back and made 7 tackles at Seattle (9/20).
- Started at defensive back vs. Denver (10/18) and posted 4 tackles and his first interception of the season.
- Started at defensive back and logged a team-high 8 tackles and forced one fumble vs. Buffalo (12/28).
- Picked off Jets quarterback Sam Darnold in the end zone in the fourth quarter of the season-finale win vs. N.Y. Jets (1/3). Added 4 tackles on defense and one special teams tackle.

2019 (15/9, 1/0)

- Appeared in 15 regular season games with nine starts and notched 50 tackles for the second consecutive season. Also forced 2 fumbles, defended a career-high 8 passes as part of a defense that finished No. 1 in the NFL in total defense (275.9 yards per game) and scoring (14.1 points allowed per game). Also made 2 special teams tackles.
- Was a key contributor on defense, making 4 tackles and recording one pass defended in the AFC Wild Card Playoff vs. Tennessee (1/4).
- Was inactive due to injury vs. Buffalo (12/21).
- Started at nickel corner and contributed on defense with 3 total tackles and 2 passes defended in the season-opening victory vs. Pittsburgh (9/8).
- Contributed defensively with 3 tackles while also forcing a fumble in the victory at Washington (10/6).
- Started at nickel corner and recorded a team-best 4 tackles with 2 passes defended during the victory vs. N.Y. Giants (10/10).
- Saw play time as a key reserve and led the team in tackles with 5, adding 1 special teams tackle in the win at N.Y. Jets (10/21).
- Started at nickel corner and made 7 tackles in the win vs. Cleveland (10/27). Also forced a fumble to stop a scoring threat on a chase-down tackle of RB Nick Chubb follow-

ing a 44-yard gain. Forced the fumble at the New England 6-yard line that was recovered by New England.

2018 (16/5, 3/2)

- Played all 16 regular season games with 5 starts and tallied 50 tackles, 1½ sacks, tied for second on the team with three interceptions, defended 7 passes and forced 1 fumble. Also contributed on special teams with 6 tackles.
 - Appeared in all three postseason games with 2 starts and made 10 tackles, notched his first career playoff sack and defended one pass.
 - Started at defensive back in nickel defense and finished with a team-leading and season-high 8 tackles as part of a secondary that held QB Ryan Tannehill to 100 yards passing in the win vs. Miami (9/30).
 - Made the start at nickel cornerback and was a key contributor with 5 tackles and 2 passes defended, while also adding a fourth quarter interception of QB Andrew Luck that was returned deep into Colts territory during the win vs. Indianapolis (10/4). Sony Michel scored on the ensuing offensive play to give the Patriots a three-score lead late in the game.
 - Contributed as a reserve nickel cornerback and finished with 2 tackles, 1 pass defended and an interception of QB Mitchell Trubisky in the fourth quarter of the victory at Chicago (10/21).
 - Saw limited snaps defensively, finishing with 1 tackle, while contributing mostly on special teams in the win vs. Minnesota (12/2). Added an interception of QB Kirk Cousins that was returned for 6 yards on the Vikings final offensive drive.
 - Contributed on defense with 5 tackles and a 7-yard sack of QB Ben Roethlisberger in the game at Pittsburgh (12/16), while also making special teams contributions, combining with Rex Burkhead in an acrobatic effort to keep a Patriot punt out of the end zone, allowing Ramon Humber to down the kick at the 1-yard line.
 - Saw limited snaps on defense but contributed with 2 tackles and 1 forced fumble that was recovered by LB Albert McClellan in the win vs. N.Y. Jets (12/30).
 - Started at nickel cornerback and finished with a team-high 8 tackles while adding a sack for a 2-yard loss in the Super Bowl LIII victory vs. the Los Angeles Rams (2/3). Jones was part of a defense that held the Rams to a Super Bowl record-tying low of 3 points.
- 2017 (16/4, 1/0)**
- Played in all 16 regular season games with 4 starts in nickel defense and posted 36 tackles, 1 sack, 1 interception and 8 passes defended. Also tallied 8 special teams tackles.
 - Played as a reserve in the Divisional Playoff win vs. Tennessee and made 1 tackle on defense and another on special teams before exiting the game in the fourth quarter due to injury.
 - Was placed on injured reserve on Jan. 17, 2018.
 - Contributed on defense as a reserve where he totaled 2 tackles and 2 passes defended, including breaking up a would-be second quarter touchdown to WR Ted Ginn that forced the Saints to settle for a field goal, and preventing a long completion to Saints WR Brandon Coleman in the victory at New Orleans (9/17).
 - Contributed at defensive back with 2 passes defended and sealed the game with his first career interception on a Phil-

ip Rivers pass intended for the end zone with no time left on the clock in the 21-13 win vs. L.A. Chargers (10/29). Also contributed on special teams with 1 tackle.

- Made his first start of the season at defensive back and helped contribute with 5 tackles and a pass defended, including a tipped pass that led to an interception of QB Derek Carr by DB Duron Harmon in the victory at Oakland (11/19) in Mexico City.
- Made his second start of the year as a defensive back and led the team in tackles with 9, while also recording the first sack of his career when he dropped QB Matt Moore for a 15-yard loss in the win vs. Miami (11/26). Also recovered a muffed punt by the Patriots that maintained possession in a drive that led to a Patriots touchdown.

2016 (16/1, 3/0)

- Made the team as a rookie free agent and played in all 16 regular season games with one start in nickel defense. Utilized mainly as a special teams contributor. Registered 6 tackles, 1 pass defended, 8 special teams tackles, 1 forced fumble and 1 fumble recovery on special teams.
- Played in all three playoff games as a reserve and posted 4 special teams tackles.
- Made his NFL debut and totaled 1 special teams tackle in the win at Arizona (9/11).
- Recorded his first career defensive tackle in the win at Cleveland (10/9).
- Totaled 2 special teams tackles in the win at N.Y. Jets (11/27).
- Recorded 2 total defensive tackles in the win vs. Baltimore

(12/12).

- Made his first NFL start in the Patriots nickel defense in the win at Denver (12/18). Recovered a muffed punt to set up a Patriots scoring drive in the first quarter.
- Recorded 1 special teams tackle and forced one fumble on special teams in the win at Miami (1/1).
- Made his NFL postseason debut in the Divisional Round game vs. Houston (1/14).
- Led the team with 3 special teams tackles in the AFC Championship game vs. Pittsburgh (1/22).
- Played as a reserve in Super Bowl LI vs. Atlanta (2/5) and made a key tackle on a late-game kickoff that forced the Falcons to start a drive at their own 10-yard line.

COLLEGE

- Four-year starter at cornerback for Auburn, played in 45 games over four seasons and accumulated 129 tackles, 7 interceptions, 26 passes defended, two forced fumbles and two fumble recoveries.
- Ranked ninth nationally as a junior with six interceptions in 2014.

PERSONAL

- Born Sept. 20, 1993, to Stacey and Sharon Jones.
- Majored in business administration at Auburn.

JONATHAN JONES STATISTICS

POS: CB HT: 5-9 WT: 185 LBS YEAR: 9TH ACQ: FA-16 COLLEGE: AUBURN BORN: 9/20/93

REGULAR SEASON DEFENSIVE STATISTICS

Year	Team	G/S	TACKLES					INTERCEPTIONS					MISCELLANEOUS					
			TT	UT	A	S	YDS	NO	YDS	AVG	LG	TD	PD	FF	FR	YDS	TD	SPT
2016	Patriots	16/1	6	5	1	0.0	0.0	0	0	0.0	0	0	1	0	0	0	0	8
2017	Patriots	16/4	36	33	3	1.0	15.0	1	6	6.0	6	0	8	0	0	0	0	8
2018	Patriots	16/5	50	39	11	1.5	11.0	3	34	11.3	28	0	7	1	0	0	0	6
2019	Patriots	15/9	50	37	13	0.0	0.0	0	0	0.0	0	0	8	2	0	0	0	3
2020	Patriots	16/7	71	60	11	0.0	0.0	2	0	0.0	0	0	6	1	0	0	0	3
2021	Patriots	6/1	18	13	5	0.0	0.0	1	0	0.0	0	0	3	0	0	0	0	2
2022	Patriots	16/16	68	55	13	0.0	0.0	4	89	22.3	55	1	11	3	0	0	0	1
2023	Patriots	14/14	47	39	8	0.0	0.0	0	0	0.0	0	0	7	0	0	0	0	1
Totals – 8 Years		115/57	346	281	65	2.5	26.0	11	129	11.7	55	1	51	8	2	0	0	32

Additional Statistics: 2 Special Teams Fumble Recoveries - at Denver (12/18/16), vs. Miami (11/26/17); 1 Special Teams Forced Fumble at Miami (11/16). 1 Blocked Punt - vs. Indianapolis (11/6/22).

POSTSEASON DEFENSIVE STATISTICS

Year	Team	G/S	TACKLES					INTERCEPTIONS					MISCELLANEOUS						
			TT	UT	A	S	YDS	NO	YDS	AVG	LG	TD	PD	FF	FR	YDS	TD	SPT	
2016	Patriots	3/0	0	0	0	0.0	0.0	0	0	0.0	0	0	0	0	0	0	0	0	4
2017	Patriots	1/0	1	1	0	0.0	0.0	0	0	0.0	0	0	0	0	0	0	0	0	1
2018	Patriots	3/2	10	8	2	1.0	2.0	0	0	0.0	0	0	1	0	0	0	0	0	
2019	Patriots	1/0	4	3	1	0.0	0.0	0	0	0.0	0	0	1	0	0	0	0	0	
2021	Patriots	0/0																	
Totals – 5 Years		8/2	15	12	3	1.0	2.0	0	0	0.0	0	0	2	0	0	0	0	5	

JONES' CAREER GAME-BY-GAME

PLAYERS

2016	OPPONENT	P/S	TT	UT	A	S	YDS	INT	YDS	PD	FF	FR	SPT
09/11	at Arizona	p	0	0	0	-	-	-	-	-	-	-	1
09/18	Miami	p	0	0	0	-	-	-	-	-	-	-	-
09/22	Houston	p	0	0	0	-	-	-	-	-	-	-	-
10/02	Buffalo	p	0	0	0	-	-	-	-	-	-	-	-
10/09	at Cleveland	p	1	1	0	-	-	-	-	1	-	-	-
10/16	Cincinnati	p	0	0	0	-	-	-	-	-	-	-	1
10/23	at Pittsburgh	p	0	0	0	-	-	-	-	-	-	-	-
10/30	at Buffalo	p	0	0	0	-	-	-	-	-	-	-	-
11/13	Seattle	p	0	0	0	-	-	-	-	-	-	-	-
11/20	at San Francisco	p	0	0	0	-	-	-	-	-	-	-	1
11/27	at N.Y. Jets	p	0	0	0	-	-	-	-	-	-	-	2
12/04	Los Angeles	p	0	0	0	-	-	-	-	-	-	-	1
12/12	Baltimore	p	2	2	0	-	-	-	-	-	-	-	-
12/18	at Denver	S	3	2	1	-	-	-	-	-	-	-	-
12/24	N.Y. Jets	p	0	0	0	-	-	-	-	-	-	-	1
01/01	at Miami	p	0	0	0	-	-	-	-	-	-	-	-
2016 Totals			16/1	6	5	1.0	0.0	0	0	0	0	0	8
01/14	Houston	p	0	0	0	-	-	-	-	-	-	-	-
01/22	Pittsburgh	p	0	0	0	-	-	-	-	-	-	-	3
02/05	Atlanta	p	0	0	0	-	-	-	-	-	-	-	1
2016 Postseason			3/0	0	0	0.0	0.0	0	0	0	0	0	4

2017	OPPONENT	P/S	TT	UT	A	S	YDS	INT	YDS	PD	FF	FR	SPT
09/07	Kansas City	p	0	0	0	-	-	-	-	-	-	-	1
09/17	at New Orleans	p	2	2	0	-	-	-	-	2	-	-	-
09/24	Houston	p	3	3	0	-	-	-	-	-	-	-	-
10/01	Carolina	p	2	2	0	-	-	-	-	-	-	-	1
10/05	at Tampa Bay	p	1	1	0	-	-	-	-	1	-	-	-
10/15	at N.Y. Jets	p	2	2	0	-	-	-	-	-	-	-	1
10/22	Atlanta	p	1	0	1	-	-	-	-	1	-	-	-
10/29	L.A. Chargers	p	0	0	0	-	-	1	6	2	-	-	-
11/12	at Denver	p	4	3	1	-	-	-	-	1	-	-	-
11/19	at Oakland	S	5	5	0	-	-	-	-	1	-	-	-
11/26	Miami	S	9	9	0	1.0	15.0	-	-	-	-	-	1
12/03	at Buffalo	S	2	1	1	-	-	-	-	-	-	-	2
12/11	at Miami	S	2	2	0	-	-	-	-	-	-	-	-
12/17	at Pittsburgh	p	0	0	0	-	-	-	-	-	-	-	1
12/24	Buffalo	p	0	0	0	-	-	-	-	-	-	-	-
12/31	N.Y. Jets	p	3	3	0	-	-	-	-	-	-	-	2
2017 Totals			16/4	36	33	3	1.0	15.0	1	6	8	0	1
01/13	Tennessee	p	1	1	0	-	-	-	-	-	-	-	1
01/21	Jacksonville		Placed on injured reserve (1/17)										
2017 Postseason			1/0	1	1	0	0.0	0.0	0	0	0	0	1

2018	OPPONENT	P/S	TT	UT	A	S	YDS	INT	YDS	PD	FF	FR	SPT
09/09	Houston	S	2	0	2	-	-	-	-	2	-	-	2
09/16	at Jacksonville	p	3	2	1	-	-	-	-	-	-	-	-
09/23	at Detroit	p	4	4	0	-	-	-	-	1	-	-	-
09/30	Miami	S	8	5	3	-	-	-	-	-	-	-	-
10/04	Indianapolis	S	5	5	0	-	-	1	28	2	-	-	-
10/14	Kansas City	S	3	2	1	-	-	-	-	-	-	-	1
10/21	at Chicago	p	2	2	0	-	-	-	1	0	1	-	-
10/29	at Buffalo	p	2	2	0	-	-	-	-	-	-	-	1
11/04	Green Bay	S	4	3	1	-	-	-	-	-	-	-	-
11/11	at Tennessee	p	1	1	0	-	-	-	-	-	-	-	-
11/25	at N.Y. Jets	p	3	2	1	-	-	-	-	-	-	-	-
12/02	Minnesota	p	1	1	0	-	-	1	6	1	-	-	-
12/09	at Miami	p	2	1	1	0.5	4.0	-	-	-	-	-	1
12/16	at Pittsburgh	p	5	5	0	1.0	7.0	-	-	-	-	-	-
12/23	Buffalo	p	3	3	0	-	-	-	-	-	-	-	1
12/30	N.Y. Jets	p	2	1	1	-	-	-	-	-	-	-	1
2018 Totals			16/5	50	39	11	1.5	11.0	3	34	7	1	6
01/13	L.A. Chargers	p	0	0	0	-	-	-	-	-	-	-	-
01/20	at Kansas City	S	2	2	0	-	-	-	-	1	-	-	-
02/03	at L.A. Rams	S	8	6	2	1.0	2.0	-	-	-	-	-	-
2018 Postseason			3/2	10	8	2	1.0	2.0	0	1	0	0	0

2019	OPPONENT	P/S	TT	UT	A	S	YDS	INT	YDS	PD	FF	FR	SPT
09/08	Pittsburgh	S	3	2	1	-	-	-	-	2	-	-	-
09/15	at Miami	S	4	2	2	-	-	-	-	-	-	-	1
09/22	N.Y. Jets	S	1	1	0	-	-	-	-	-	-	-	-
09/29	at Buffalo	S	5	4	1	-	-	-	-	-	-	-	-
10/06	at Washington	p	3	2	1	-	-	-	-	-	-	-	1
10/10	N.Y. Giants	S	4	3	1	-	-	-	-	2	-	-	-
10/21	at N.Y. Jets	p	5	4	1	-	-	-	-	-	-	-	1
10/27	Cleveland	S	6	2	4	-	-	-	-	-	-	-	1
11/03	at Baltimore	S	1	1	0	-	-	-	-	-	-	-	-
11/17	at Philadelphia	S	2	2	0	-	-	-	-	-	-	-	-
11/24	Dallas	p	3	2	1	-	-	-	-	1	-	-	-
12/01	at Houston	p	3	2	1	-	-	-	-	-	-	-	2
12/08	Kansas City	S	5	5	0	-	-	-	-	-	-	-	-
12/15	at Cincinnati	p	1	1	0	-	-	-	-	-	-	-	-
12/21	Buffalo		Inactive										
12/29	Miami	p	4	4	0	-	-	-	-	-	-	-	-
2019 Totals			15/8	50	37	13	0.0	0.0	0	0	8	2	0
01/04	Tennessee	p	4	3	1	-	-	-	-	-	-	-	1
2019 Postseason			1/0	4	3	1.0	0.0	0	0	1	0	0	0

2020	OPPONENT	P/S	TT	UT	A	S	YDS	INT	YDS	PD	FF	FR	SPT
09/13	Miami	S	2	2	0	-	-	-	-	-	-	-	-
09/20	at Seattle	S	7	7	0	-	-	-	-	-	-	-	-
09/27	Las Vegas	S	7	5	2	-	-	-	-	2	-	-	1
10/05	at Kansas City	S	5	4	1	-	-	-	-	-	-	-	-
10/18	Denver	S	4	3	1	-	-	-	1	0	3	-	-
10/25	San Francisco	p	7	7	0	-	-	-	-	-	-	-	-
11/01	at Buffalo	S	6	4	2	-	-	-	-	-	-	-	-
11/09	at N.Y. Jets	p	3	3	0	-	-	-	-	-	-	-	-
11/15	Baltimore	p	4	3	1	-	-	-	-	-	-	-	-
11/22	at Houston	p	5	5	0	-	-	-	-	-	-	-	1
11/29	Arizona	p	3	3	0	-	-	-	-	-	-	-	-
12/06	at L.A. Chargers	p	1	0	1	-	-	-	-	-	-	-	-
12/10	at L.A. Rams	p	4	2	2	-	-	-	-	-	-	-	-
12/20	at Miami	p	1	1	0	-	-	-	-	-	-	-	-
12/28	Buffalo	S	8	7	1	-	-	-	-	-	-	-	1
01/03	N.Y. Jets	p	4	4	0	-	-	-	1	0	1	-	1
2020 Totals			16/7	71	60	11	0.0	0.0	2	0	6	1	0

2021	OPPONENT	P/S	TT	UT	A	S	YDS	INT	YDS	PD	FF	FR	SPT
09/12	Miami	p	0	0	0	-	-	-	1	-	-	-	-
09/19	at N.Y. Jets	p	2	2	0	-	-	-	-	1	-	-	-
09/26	New Orleans	p	3	2	1	-	-	-	-	-	-	-	-
10/03	Tampa Bay	p	9	7	2	-	-	-	-	-	-	-	-
10/10	at Houston	p	1	0	1	-	-	-	-	-	-	-	-
10/17	Dallas	S	3	2	1	-	-	-	-	1	-	-	-
10/24	N.Y. Jets		Injured Reserve										
10/31	at L.A. Chargers		Injured Reserve										
11/07	at Carolina		Injured Reserve										
11/14	Cleveland		Injured Reserve										
11/18	at Atlanta		Injured Reserve										
11/28	Tennessee		Injured Reserve										
12/06	at Buffalo		Injured Reserve										
12/18	at Indianapolis		Injured Reserve										
12/26	Buffalo		Injured Reserve										
01/02	Jacksonville		Injured Reserve										
01/09	at Miami		Injured Reserve										
2021 Totals			6/1	18	13	5	0.0	0.0	1	0	3	0	2
01/15	at Buffalo		Injured Reserve										
2021 Postseason			0/0										

2022	OPPONENT	P/S	TT	UT	A	S	YDS	INT	YDS	PD	FF	FR	SPT	2023	OPPONENT	P/S	TT	UT	A	S	YDS	INT	YDS	PD	FF	FR	SPT	
09/11	at Miami	S	4	3	1	-	-	-	-	1	-	-	-	09/10	Philadelphia	S	1	1	0	-	-	-	-	1	-	-	-	-
09/18	at Pittsburgh	S	2	2	0	-	-	-	-	1	-	-	-	09/17	Miami				Inactive									
09/25	Baltimore	S	4	3	1	-	-	1	15	1	1	-	-	09/24	at N.Y. Jets				Inactive									
10/02	at Green Bay	S	5	4	1	-	-	-	-	1	-	-	-	10/01	at Dallas				Inactive									
10/09	Detroit	S	4	4	0	-	-	-	-	-	-	-	-	10/8	New Orleans	S	4	2	2	-	-	-	-	-	-	-	-	-
10/16	at Cleveland					Inactive								10/15	at Las Vegas	S	5	5	0	-	-	-	-	-	-	-	-	-
10/24	Chicago	S	3	2	1	-	-	-	-	-	-	-	-	10/22	Buffalo	S	2	2	0	-	-	-	-	-	-	-	-	-
10/30	at NY Jets	S	1	1	0	-	-	-	-	-	-	-	-	10/29	at Miami	S	4	2	2	-	-	-	-	1	-	-	-	-
11/06	Indianapolis	S	1	1	0	-	-	-	1	17	1	-	-	11/05	Washington	P	3	3	0	-	-	-	-	1	-	-	-	-
11/20	NY Jets	S	2	1	1	-	-	-	-	1	-	-	-	11/12	Indianapolis	S	1	1	0	-	-	-	-	-	-	-	-	-
11/24	at Minnesota	S	7	6	1	-	-	1	55	3	-	-	-	11/26	at N.Y. Giants	S	3	3	0	-	-	-	-	-	-	-	-	-
12/01	Buffalo	S	8	6	2	-	-	-	-	-	-	-	-	12/03	L.A. Chargers	S	6	4	2	-	-	-	-	1	-	-	-	-
12/12	at Arizona	S	4	2	2	-	-	-	-	-	-	-	-	12/07	at Pittsburgh	S	5	5	0	-	-	-	-	-	-	-	1	
12/18	at Las Vegas	S	6	5	1	-	-	-	-	1	-	-	-	12/17	Kansas City	S	2	2	0	-	-	-	-	1	-	-	-	-
12/24	Cincinnati	S	7	7	0	-	-	-	-	-	-	-	1	12/24	at Denver	S	1	1	0	-	-	-	-	1	-	-	-	-
01/01	Miami	S	4	3	1	-	-	1	2	2	-	-	-	12/31	at Buffalo	S	3	3	0	-	-	-	-	1	-	-	-	-
01/08	at Buffalo	S	6	5	1	-	-	-	-	-	1	-	-	01/07	N.Y. Jets	S	7	5	2	-	-	-	-	-	-	-	-	-
2022 Totals			16/16	68	55	13	0.0	0.0	4	89	11	3	0	1	2023 Totals		15/14	47	39	8	0	0.0	0	0	7	0	0	1

PLAYERS





MARCUS JONES

 **25** | CORNERBACK

HT: 5-8 | **WT:** 188 | **Born:** 10/22/1998 | **Exp. (NFL/Patriots):** 3/3
GP/GS (Playoffs): 17/5 | **Acq:** D3-22 (85th)
College: Houston | **Hometown:** Enterprise, Ala.

CAREER TRANSACTIONS

Marcus Jones was drafted by the New England Patriots in the third round (85th overall) of the 2022 NFL Draft.

SEASONAL REVIEWS

2023 (2/1)

- Was limited to two games due to injury with one start and recorded 5 tackles (4 solo, 1 assist) and 1 fumble recovery. Also returned three punts for 21 yards.
- Played as a reserve cornerback and returned punts for New England vs. Philadelphia (9/10). He had 3 punt returns for 21 yards, averaging 7.0 yards-per-return, and 1 fair catch. On defense, recorded 1 tackle (1 assist) and a fumble recovery on a crucial forced fumble by Jabrill Peppers late in the fourth quarter to give the ball back into the offense's hands.
- Started at corner in place of an injured Jonathan Jones vs. Miami (9/17). Exited the game with an injury and did not return.
- Placed on injured reserve on Sept. 22.

2022 (15/4)

- Played in 15 regular season games with four starts, two in the nickel defense and two at cornerback.
- Saw action on the offensive, defensive and special teams units. Recorded 35 total tackles (31 solo, 4 assist), 2 interceptions, one of which he returned 69 yards for a touchdown, one fumble recovery, seven passes defended and eight special teams tackles. Also recorded four receptions for 78 yards, including a 48-yard touchdown reception.
- Served as the primary punt and kick returner on special teams. Returned 29 punts for 362 yards including a 84-yard touchdown return. Returned 27 kickoffs for 645 yards.
- Finished second in the NFL with a 12.5-yard punt return

HONORS & AWARDS

2022: AFC Special Teams Player of the Week in Week 11 vs. N.Y. Jets

Associated Press First-Team (punt returner)

PFWA All-NFL Team (punt returner)

PFWA All-AFC Team (punt returner)

PFWA All-Rookie Team (punt returner)

VIDEO FEATURE

Marcus Jones takes us on his journey as he explores his love for music.



UPDATED STATISTICS

Click or scan on the QR Code to access updated statistical information.



ROOKIE SEASON NOTES

- During Jones' redshirt senior season, he returned a kickoff 100 yards for a touchdown with 17 seconds left against 19th-ranked SMU to win the game, 44-37. To cap off the season he won the Paul Hornung Award, given to the nation's most versatile player, and was selected to the Associated Press All-America first team as a defensive back. He had 10 returns for touchdowns in his college career, including six on kickoffs, three on punts and a pick-six.
- As a rookie in 2022, Jones finished second in the NFL with a 12.5-yard punt return average, second in total return yards with 1,007 and seventh in kickoff return average with a 23.9 average. He was named to the Associated Press All-Pro First Team as a punt returner, the first Patriots rookie to be named All-Pro First Team.

HIGHEST PUNT RETURN AVERAGE (MINIMUM OF 20 RETURNS)

<i>Player</i>	<i>Punt Return Average</i>
Kalif Raymond	13.2
Marcus Jones	12.5
DeAndre Carter	11.7

MOST TOTAL RETURN YARDS IN THE NFL

<i>Player</i>	<i>Total Return Yards</i>
Keisean Nixon	1,149
Marcus Jones	1,007
Ray-Ray McCloud III	955

HIGHEST KICKOFF RETURN AVERAGE (MINIMUM OF 23 RETURNS)

<i>Player</i>	<i>Kickoff Return Average</i>
Dallas Flowers	31.1
Keisean Nixon	28.8
Velus Jones Jr.	27.6
Justin Jackson	26.7
Kene Nwangwu	26.3
Jerome Ford	24.1
Marcus Jones	23.9

TDS THREE WAYS IN 2022

- Jones scored on a punt return for a touchdown, a touchdown reception and an interception returned for a touchdown as a rookie in 2022 to become the fourth player in NFL history to do so in a season, joining Frank Bacon (1920), Bill Dudley (1947) and Tommy Harmon (1947). Jones returned a punt 84 yards for a touchdown vs. the New York Jets on Nov. 20 and scored on a 48-yard touchdown pass vs. Buffalo on Dec. 1 in addition to the pick-6 vs. Cincinnati on Dec. 24. The only other player in the Super Bowl era to score a 40-plus yard touchdown in each of those ways in their entire career is Deion Sanders.
- Jones is one of 10 NFL players to score on offense, defense and special teams through a career since 1970. Jones joins, Deion Sanders, George Martin, Nolan Cromwell, Terence Newman, Bobby Humphrey, William White, Mike Fuller, Chris Moore and Dale Carter.
- Since 1990, DB Marcus Jones is the 9th Patriots player with a touchdown reception on his first NFL reception.

DB Marcus Jones, vs. Buffalo, Dec. 1, 2022 – 48-yd TD reception
 LB Elandon Roberts, vs. Miami, Dec. 29, 2019 – 38-yd TD reception
 TE Matt Lengel, vs. NY Jets, Dec. 24, 2016 – 18-yd TD reception
 WR Aaron Dobson, vs. NY Jets, Sept. 12, 2013 – 39-yd TD reception
 TE Rob Gronkowski, vs. Cincinnati, Sept. 12 2010 – 1-yd TD reception
 OL Tom Ashworth, vs. Tampa Bay, Dec. 17, 2005 – 1-yd TD reception
 LB Mike Vrabel, at San Diego, Sept. 29, 2002 – 1-yd TD reception
 TE Lovett Purnell, vs. N.Y. Jets, Sept. 14, 1997 – 10-yd TD reception
 TE Mike Bartrum, at Baltimore, Oct. 6, 1996 – 1-yd reception
- Jones registered his first career interception in the third quarter at Arizona on Dec. 12. He had a 48-yard touchdown reception vs. Buffalo (12/1) and returned a punt 84 yards for a touchdown vs. the New York Jets (11/20). The only other NFL player with a receiving touchdown, a punt or kick returned for a touchdown and an interception in the same season is Deion Sanders in 1992.

average, second in total return yards with 1,007 yards and seventh in kickoff return average with a 23.9 yard average.

- He was named to the Associated Press All-Pro First Team as a punt returner, the first Patriots rookie to be named All-Pro First Team.
- Also named to the PFWA All-NFL Team (punt returner), PFWA All-AFC Team (punt returner) and PFWA All-Rookie Team (punt returner).
- Named AFC Special Teams Player of the Week in Week 11 vs. N.Y. Jets (11/20) after returning a punt 84 yards for a touchdown with five seconds to play to give the Patriots a 10-3 victory.
- Jones scored on offense - 48-yard touchdown reception vs. Buffalo (12/1), defense - 69-yard interception return vs. Cincinnati (12/24) and on special teams - 84-yard punt return vs. N.Y. Jets (11/20), to become the fourth player in NFL history to score on offense, defense and special teams in a season, joining Frank Bacon (1920), Bill Dudley (1947) and Tommy Harmon (1947).
- Jones is one of 10 NFL players to score on offense, defense and special teams through a career since 1970. Jones joins Deion Sanders, George Martin, Nolan Crom-

well, Terence Newman, Bobby Humphrey, William White, Mike Fuller, Chris Moore and Dale Carter.

- Jones joins Deion Sanders as the only other player in the Super Bowl era to score a 40-plus yard touchdown on offense, defense and special teams in their entire career.
- Became just the second player since 1970 to record a receiving touchdown, a punt or kick return touchdown and an interception in the same season. The other was Deion Sanders in 1992.
- Jones started to play on offense in addition to defense and special teams vs. Buffalo (12/1) and scored on a 48-yard pass from QB Mac Jones on his first offensive play in the first quarter. He became the first defensive back to record a touchdown reception on offense since 2000 when S Marcus Coleman of the New York Jets caught a 45-yard touchdown pass from QB Vinny Testaverde against Buffalo on Sept 17, 2000. Jones joined LB Mike Vrabel (six 1-yard touchdowns and four 2-yard touchdowns from Tom Brady), LB Elandon Roberts (38-yard touchdown from Tom Brady vs. Miami on Dec. 29, 2019) and LB/DE John Tanner as the only defensive players to catch touchdowns. Tanner caught a 2-yard touchdown pass from QB Jim Plunkett on Nov. 24, 1974 at Baltimore. Jones is the first Patriots player to catch a touchdown on his first reception since Roberts touchdown pass. Jones's 48-yard touchdown on his first offensive play is the longest by a Patriots player on his first play since WR Stephen Starring caught a 73-yard touchdown pass from Steve Grogan on his first offensive play vs. Baltimore on Sept. 4, 1983.
- Made his NFL debut in the season opener at Miami (9/11), rotating in as a defensive back.
- Lined up to return kicks for the first time in the home opener vs. Baltimore (9/25). He had two returns for 45 yards.
- Lined up to return punts for the first time in 2022 at Green Bay (10/2). Averaged 24.5 yards on two returns. His first NFL punt return was for 29 yards in the second quarter, followed by a 20-yard punt return in overtime.
- Returned a fourth quarter punt 84 yards for a touchdown with five seconds remaining vs. N.Y. Jets (11/20) to win the game. It is tied with Julian Edelman (84-yard touchdown return vs. Denver on Nov. 2, 2014) for the fifth-longest punt return in team history. It is the second longest go-ahead 4th quarter touchdown in team history. The only longer return was the 91-yard missed field goal return for a touchdown by Ron Burton at Denver on Nov. 11, 1962. Jones was named the AFC Special Team Player of the Week for his performance. Jones is the fourth Patriots rookie to earn an AFC Special Teams Player of the Week award since 2000, joining Jake Bailey (Week 3 and 11 in 2019), Bethel Johnson (Week 13 in 2003) and Laurence Maroney (Week 7 in 2006).
- Had a season-long 46-yard kickoff return in the second quarter at Minnesota (11/24).
- Made his first NFL start as a defensive back in a nickel defensive alignment vs. Buffalo (12/1). He finished the game with one pass defended. He also had one special teams tackle. Also lined up on offense for the first time and scored on a 48-yard touchdown pass from QB Mac Jones on his first play from scrimmage in the first quarter.
- Picked off QB Colt McCoy's pass in the third quarter for his first NFL interception at Arizona (12/12).
- Continued as a three-phase threat, playing on defense, offense and special teams vs. Cincinnati (12/24). He started

at cornerback and recorded a team-high 14 total tackles, returned an interception 69 yards for a touchdown, recovered a fumble at the Cincinnati 44-yard line in the fourth quarter, had one reception for 15 yards, returned two punts for 11 yards and returned three kicks for 65 yards.

- Returned to action at Buffalo (1/8) after missing the game vs. Miami (1/1) due to injury. Recorded six total tackles (5 solo, 1 assist). Returned three punts for 25 yards and four kickoffs for 82 yards.

COLLEGE

- Began his college career at Troy and played there for two seasons (2017-18) before transferring to Houston for three seasons (2019-21).
- Overall, he played in 44 games during his college career and totaled 113 total tackles with ten interceptions and returned 63 punts for 875 yards and three touchdowns and 72 kicks for 2,075 yards and six touchdowns.
- Became the ninth Cougar to be named consensus All-American in 2021.
- 2021 Paul Hornung Award winner as the nation's most versatile player.
- First-Team All-American Athletic Conference as a return specialist and second-team as a cornerback.
- Led all of the NCAA with two punt return touchdowns in 2021 and tied for third in the nation with two kick return touchdowns.
- With five interceptions in 2021, he led the American Athletic Conference and finished third in the nation.
- Recorded a 73-yard punt return touchdown and the only receiving touchdown of his career against Navy (Sept. 25).
- Recorded a 98-yard kickoff return touchdown against East Carolina (Oct. 23).
- Recorded an interception and with just 17 seconds remaining returned an SMU kickoff 100 yards for a game-winning touchdown to upset then ranked number 17 SMU (Oct. 30).
- Earned first-team All-America honors from the FWAA, Phil Steele Magazine and CBS/247Sports as a punt returner as a junior in 2020.

- Redshirted in 2019 after transferring from Troy.
- Became Troy's second All-American since moving to the FBS level as a true freshman in 2018 when named to Phil Steele's All-America Third Team as a kick returner.
- Also named to the ESPN and FWAA Freshman All-America Teams.
- Named the Sun Belt Conference Freshman of the Year.
- Named to the All-Sun Belt Second Team as both a return specialist and an all-purpose player in 2017.
- Set the Troy single-season record and tied the Troy career record with three kickoff returns touchdowns.
- Tied the NCAA record with two kick return touchdowns in a game against Coastal Carolina.
- Added a 99-yard return for a touchdown in Troy's Sun Belt title-clinching win at Arkansas State.
- Returned 29 kicks for 879 yards.

PERSONAL

- Three-star recruit by ESPN and Rivals.
- Named to the Alabama Sports Writers Association 7A All-State First Team as a senior.
- Helped lead Enterprise to an 11-2 record and a berth in the second round of the Alabama 7A Playoffs.
- Named to the AL.com Super All-State Team following senior season.
- Also returned three punts for a touchdown and one kickoff for a touchdown.
- Added a receiving touchdown and fumble return for a touchdown.
- As a junior, recorded 50 tackles, three interceptions, three tackles for loss, a forced fumble and eight pass break ups; returned one interception for a touchdown.
- Also played basketball for the Wildcats.
- As a junior, recorded 50 tackles, three interceptions, three tackles for loss, a forced fumble and eight pass break ups; returned one interception for a touchdown.

MARCUS JONES STATISTICS

POS: CB HT: 5-8 WT: 188 LBS YEAR: 3RD ACQ: D3-22 (85TH) COLLEGE: HOUSTON BORN: 10/22/98

REGULAR SEASON DEFENSIVE STATISTICS

Year	Team	G/S	TACKLES						INTERCEPTIONS					MISCELLANEOUS				
			TT	UT	A	S	YDS	NO	YDS	AVG	LG	TD	PD	FF	FR	YDS	TD	SPT
2022	Patriots	15/4	35	31	4	0.0	0.0	2	87	43.5	69t	1	7	0	1	0	0	4
2023	Patriots	2/1	5	4	1	0.0	0.0	0	0	0.0	0	0	0	0	1	0	0	0
Totals – 2 Years		17/5	40	35	5	0.0	0.0	2	87	43.5	69t	1	7	0	1	0	0	4

REGULAR SEASON RECEIVING STATISTICS

Year	Team	G/S	REC	YDS	AVG	LG	TD
2022	Patriots	15/4	4	78	19.5	48t	1
2003	Patriots	2/1	0	0	0.0	0	0
Totals – 2 Years		17/5	4	78	19.5	48t	1

REGULAR SEASON RETURNING STATISTICS

Year	Team	G/S	KICK RETURNS					PUNT RETURNS					
			NO.	YDS	AVG	LG	TD	NO	FC	YDS	AVG	LG	TD
2022	Patriots	15/4	27	645	23.9	46	0	29	8	362	12.5	84t	1
2023	Patriots	2/1	0	0	0.0	0	0	3	1	21	7.0	21	0
Totals – 2 Years		17/5	27	645	23.9	46	0	32	9	383	12.0	84t	1



MICHAEL JORDAN

 **74** | **GUARD**

HT: 6-6 | **WT:** 315 | **Born:** 1/25/1998 | **Exp. (NFL/Patriots):** 5/1
GP/GS (Playoffs): 55/29 (0/0) | **Acq:** FA-24
College: Ohio State | **Hometown:** Canton, Mich.

CAREER TRANSACTIONS

Michael Jordan was signed by the New England Patriots to a futures contact on January 24, 2024 ... Originally drafted by Cincinnati in the fourth round (136th overall) of the 2019 NFL Draft ... Released by Cincinnati (8/31/21) ... Claimed and awarded to Carolina off the waivers from Cincinnati (9/01/21) ... Released by Carolina (10/04/21) ... Signed by Carolina to the practice squad (10/05/21) ... Signed by Carolina to the 53-man roster from the practice squad (10/16/21) ... Signed by Carolina as a free agent (5/11/23) ... Released by Carolina (8/29/23) ... Signed by Green Bay to the practice squad (9/12/23) ... Released by Green Bay from the practice squad (1/20/24).

SEASONAL REVIEWS

2023 (0/0 - GREEN BAY)

- Spent the year on the Packers practice squad after being released by Carolina after training camp.

2022 (17/0 - CAROLINA)

- Played in all 17 games as a reserve offensive lineman.
- Scored his first career touchdown when he recovered a QB Sam Darnold fumble in the endzone at New Orleans (1/8).

2021 (11/10 - CAROLINA)

- Claimed and awarded to Carolina from the waivers on Sept. 1 after being released by Cincinnati, before playing in 11 games with 10 starts at left guard for the Panthers offensive line.

2020 (14/10 - CINCINNATI)

- Played in 14 games with 10 starts at left guard.

2019 (14/10 - CINCINNATI)

- Played in 13 games with 9 starts at left guard as a rookie.
- Made his first NFL start in week one at Seattle (9/8).
- Had his first career fumble recovery in a week 17 match up vs. Cleveland (12/29).

UPDATED STATISTICS

Click or scan on the QR Code to access updated statistical information.



PLAYERS

COLLEGE

- Spent three seasons (2016-18) at Ohio State, before forgoing his senior season and declaring for the NFL Draft.
- Earned first team All-America honors in 2018
- Played in all 41 possible games as a Buckeye, and helped team to two Big Ten championships (2017 and '18), a berth in the College Football Playoff ('16) and a Rose Bowl victory ('18).

PERSONAL

- Attended Plymouth HS in Canton, Mich.



MATTHEW JUDON

9 | LINEBACKER

HT: 6-3 | **WT:** 270 | **Born:** 8/15/1992 | **Exp. (NFL/Patriots):** 9/4
GP/GS (Playoffs): 114/82 (5/3) | **Acq:** UFA (BAL)-21
College: Grand Valley State | **Hometown:** West Bloomfield, Mich.
PRO BOWLS: 19, 20, 21, 22

PRONOUNCED JOO-don

CAREER TRANSACTIONS

Matthew Judon was signed by the New England Patriots as an unrestricted free agent from Baltimore on March 19, 2021 ... Originally drafted by Baltimore in the fifth round (146th overall) of the 2016 NFL Draft ... Named franchise player by Baltimore and signed his tender (5/28/20).

SEASONAL REVIEWS

2023 (4/2)

- Was limited to four games with two starts due to injury. Recorded 13 tackles (10 solo, 3 assists), 4 sacks for a loss of 25 yards, 9 quarterback hits, 5 tackles for loss and a safety.
- He was inactive vs. New Orleans (10/8) after an injury suffered at Dallas (10/1) before being placed on the injured reserve list on Oct. 14.
- Started as a linebacker vs. Philadelphia (9/10). Recorded 3 tackles (3 solo), 1 sack for 8 yards, 1 tackle for loss and 2 quarterback hurries. Part of a defensive unit that held the Eagles under 100 yard rushing and under 200 yards passing.
- Recorded a sack in his second straight game vs. Miami (9/17). Sacked QB Tua Tagovailoa in the third quarter for a loss of 5 yards.
- Recorded his 12th two-sack game with a 7-yard sack in the first quarter and a 5-yard sack of QB Zach Wilson for a safety in the fourth quarter at the New York Jets (9/24). Marked his second career safety. Part of a defensive unit that held the Jets to just 38 rushing yards.
- Started at Dallas (10/1). Left the game in the fourth quarter due to injury and did not return.

2022 (17/15)

- Played in all 17 regular season games with 15 starts and recorded a career-high 15½ sacks for 102.5 yards. Also recorded 60 total tackles (36 solo, 24 assist), 28 QB hits, 2 forced fumbles, 1 fumble recovery and 3 passes defended.
- Earned his fourth straight Pro Bowl invitation and second straight with the Patriots. Also earned PFWA-ALL-AFC Team.
- Became the fourth Patriots player with back-to-back 10-plus sack totals, joining Garin Veris (1985-86), Andre Tippett (1984-85) and Tony McGee (1977-79).
- Pro Football Hall of Famer Andre Tippett is the only Patriots player to record more sacks in a season than Judon's 15½ with Tippett recording 18½ in 1984 and 16½ in 1985. His 2022 sack total was 4th in the NFL.
- Judon tied a career-high with 3 sacks vs. Indianapolis

HONORS & AWARDS

- 2022:** AFC Defensive Player of the Week (Wk. 5), Pro Bowl, PFWA All-AFC Team
- 2021:** Pro Bowl, PFWA All-AFC Team
- 2020:** Pro Bowl
- 2019:** Pro Bowl, PFWA All-AFC Team
- 2017:** AFC Defensive Player of the Week (Wk. 11)

UPDATED STATISTICS

Click or scan on the QR Code to access updated statistical information.



EXTRA POINTS

- Matthew Judon wore jersey #99 during his five seasons with the Baltimore Ravens but chose jersey #9 upon joining New England in 2021.
- Said Judon, "I'm one of 10 children, so I've got nine siblings. Every time I go out there, I represent them. I like nine. That's one of the reasons I rock it. Nine-ty-nine was taken, so I chose to use the new rule and getting on it."
- Judon finished with a career-high 15½ sacks in 2022.
- Get to know Judon further in this feature on patriots.com. Scan the QR code to read



MOST PATS SACKS SINCE 2000

<i>Player</i>	<i>Sacks</i>
Matthew Judon (2022)	15½
Matthew Judon (2021).....	12½
Chandler Jones (2015)	12½
Mike Vrabel (2007)	12½
Josh Uche (2022)	11½
Chandler Jones (2013)	11½

VIDEO FEATURE

Check out Matthew Judon surprise one of his biggest fans with a brand new wheelchair after he was rescued from train tracks.



DOUBLE DIGITS

Judon reached double-digit sacks for the first time in his career in 2021 with 12 ½ and followed that performance with a career-high 15½ in 2022.

PATRIOTS 10-PLUS SACK SEASONS

Sacks	Player	Year
12.0	Tony McGee	1977
10.0	Ray Hamilton	1977
11.5	Tony McGee	1978
10.5	Tony McGee	1979
18.5	Andre Tippett	1984
16.5	Andre Tippett	1985
10.0	Garin Veris	1985
11.0	Garin Veris	1986
12.5	Andre Tippett	1987
11.0	Willie McGinest	1995
12.5	Mike Vrabel	2007
10.0	Tully Banta-Cain	2009
10.0	Mark Anderson	2011
10.0	Andre Carter	2011
11.5	Chandler Jones	2013
12.5	Chandler Jones	2015
12.5	Matthew Judon	2021
15.5	Matthew Judon	2022
11.5	Joshua Uche	2022

(11/6), registering his third game in 2022 with at least two sacks. Had 2½ sacks vs. Chicago (10/24) and 2 sacks vs. Detroit (10/9).

- Registered a sack in each of the first four games after a 7-yard sack of QB Aaron Rodgers in the first quarter at Green Bay (10/2). He is just the second New England player to start a season with at least 1 sack in each of the first four games to start a season. Patriots and Pro Football Hall of Famer Andre Tippett began the 1986 season with one sack in each of the first four games.
- Earned AFC Defensive Player of the Week honors for his performance vs. Detroit (10/9).

2021 (17/16, 1/0)

- Played in all 17 regular season games with 16 starts and totaled a career-high 60 tackles, 12 ½ sacks with 25 quarterback hits, one pass defended and one fumble recovery. It marked the 17th time that the Patriots have had a player reach 10 or more sacks in a season. Judon's previous best was 9½ sacks in 2019 with Baltimore.
- Missed one start vs. Jacksonville (1/2) when he spent the week on the Covid list.
- Selected to his third straight Pro Bowl and named to his second PFWA All-AFC Team.
- Judon's 12½ sacks are tied with Chandler Jones (2015) and Mike Vrabel (2007) for the most sacks in a season by a Patriots player under Bill Belichick.
- Had three multiple sacks games with 2½ vs. New Orleans (9/26), 2 at Houston (10/10) and 1½ at L.A. Chargers (10/31).
- Set a team record with 6½ sacks through the first five

games. The previous record was 5½ sacks by Chandler Jones in 2015 and Andre Tippett in 1984.

- Recorded a sack in four straight games to become the first Patriots player with a sack in four straight games since Jamie Collins and Chase Winovich, who both had sacks in four straight games in 2019.
- Recorded his first Patriots sack at N.Y. Jets (9/19) with a 1-yard sack on QB Zach Wilson in the fourth quarter.
- Tallied a sack for the third straight game when he dropped QB Tom Brady for an 8-yard loss in the second quarter vs. Tampa Bay (10/3).
- Registered 2 sacks in a three-play sequence in the second quarter at Houston (10/10).
- Registered his 9th sack of the season at Carolina (11/7)

VIDEO FEATURE

- Check out how Matthew Judon uses his precision footwork on the field and in the tap dancing studio with his 6-year old daughter, Aniyah, in this [video feature](#).



when he dropped Sam Darnold for a 10-yard loss in the fourth quarter.

- Combined with Dont'a Hightower on a 9-yard sack in the third quarter vs. Cleveland (11/14) to tie his single-season career high with 9½ sacks.
- Reached double-digit sacks for the first time in his career after a 9-yard sack of QB Matt Ryan in the second quarter at Atlanta (11/18) pushed his season total to 10½ sacks.
- Increased his 2021 sack total to 11½ with an 8-yard sack of Ryan Tannehill in the first quarter vs. Tennessee (11/28).
- Had a 9-yard sack of Josh Allen in the fourth quarter at Buffalo (12/6) to increase his season total to 12½ sacks. Judon joined Chandler Jones (12 ½ in 2015) and Mike Vrabel (12 ½ in 2007) for the most sacks in a single-season by a Patriots player under Bill Belichick.
- Missed most of the week due to COVID-19, but came back and saw limited snaps vs. Jacksonville (1/2).
- Recorded 3 tackles and a tackle for loss at Miami (1/9) He set a new career high for tackles in a single season with 60 tackles for the season. His previous high was 58 tackles in 2017 when he was in Baltimore.
- Recorded a tackle in the Wild Card Round loss at Buffalo (1/15), adding a quarterback hit.

2020 (14/13, 2/2 – BALTIMORE)

- Earned his second career Pro Bowl invitation.
- Played in 14 regular season games with 13 starts and totaled 50 tackles, 6 sacks, 2 passes defended and 1 safety.
- Started both postseason contests and posted 6 tackles, one sack and one forced fumble.
- Missed games at Pittsburgh (12/2) and vs. Baltimore (12/8) after being placed on Reserve/COVID-19.
- Tallied 4 tackles, a season-high 2 sacks and 1 pass defended at Washington (10/4).
- Registered a season-high 7 tackles at Indianapolis (11/8).
- Tallied 6 tackles and a sack vs. Tennessee (11/22).

- Sacked QB Gardner Minshew in the end zone for a safety in the first quarter vs. Jacksonville (12/20/20).
- Made three tackles and a sack in the Divisional Playoff loss at Buffalo (1/16).

2019 (16/16, 1/1 – BALTIMORE)

- Earned his first career Pro Bowl invitation and was named to the PFWA All-AFC Team.
- Started all 16 regular season games and totaled 54 tackles, led the team with a career-high 9½ sacks and 4 forced fumbles as part of a defense that ranked No. 3 in the NFL in points allowed and No. 4 in yards allowed per game.
- Made 3 tackles in the Divisional Playoff loss vs. Tennessee (1/11).
- Posted season highs with 7 tackles and 2 sacks and forced a fumble in the win vs. Houston (11/17).
- Compiled 5 tackles, 1½ sacks and 1 forced fumble in the win at Buffalo (12/8).

2018 (16/8, 1/0 – BALTIMORE)

- Appeared in all 16 regular season games with 8 starts and registered 44 tackles, 7 sacks, 1 forced fumble and 3 passes defended.
- Played as a reserve in the Wild Card Playoff loss vs. L.A. Chargers (1/6) and made four tackles.
- Tallied a season-high 10 tackles at Carolina (10/28).
- Posted 5 tackles, a single-game career-high 3 sacks and 1 forced fumble in the win vs. Oakland (11/25). Recorded a sack on three consecutive plays, one of which forced a fumble that was recovered by the Ravens and returned for a 43-yard touchdown.

2017 (16/12 – BALTIMORE)

- Played in all 16 games with 12 starts and totaled a career-high 58 tackles, eight sacks, two forced fumbles, one fumble recovery and three passes defended.
- Made his first career start and made one tackle in the season-opening win at Cincinnati (9/10).
- Registered a single-game career-high 12 tackles and two sacks vs. Chicago (10/15).
- Made seven tackles and recorded his second multi-sack performance of the season at Green Bay (11/19). Also forced one fumble. Was named AFC Defensive Player of the Week for his efforts.

2016 (14/0 – BALTIMORE)

- Appeared in 14 games as a reserve and registered 27

tackles, four sacks, one fumble recovery and two passes defended.

- Made his NFL debut in the season-opening win vs. Buffalo (9/11) and made one tackle.
- Posted three tackles and the first multi-sack game of his career at N.Y. Jets (10/23).
- Tallied a season-high five tackles at New England (12/12).

COLLEGE

- Played in 42 career games with 32 starts and finished as the school's all-time leader with 35 sacks. Earned the Great Lakes Intercollegiate Defensive Lineman of the Year Award in both 2014 and 2015.
- Earned first-team All GLIAC honors as a senior after leading the nation with 21 sacks, adding 81 tackles, three passes defended and two fumble recoveries.

PERSONAL

- Attended West Bloomfield (Mich.) High School, recording 89 tackles and six sacks as a senior.
- Named honorable mention All-Metro North by *The Detroit News*.

MATTHEW JUDON STATISTICS

POS: LB HT: 6-3 WT: 270 LBS YEAR: 9TH ACQ: UFA (BAL)-21 COLLEGE: GRAND VALLEY STATE BORN: 8/15/92

REGULAR SEASON DEFENSIVE STATISTICS

Year	Team	G/S	TACKLES					INTERCEPTIONS					MISCELLANEOUS					
			TT	UT	A	S	YDS	NO	YDS	AVG	LG	TD	PD	FF	FR	YDS	TD	SPT
2016	Ravens	14/0	27	12	15	4.0	34.0	0	0	0.0	0	0	2	0	1	3	0	0
2017	Ravens	16/12	58	50	8	8.0	70.0	0	0	0.0	0	0	3	2	1	0	0	0
2018	Ravens	16/8	44	29	15	7.0	41.0	0	0	0.0	0	0	3	1	0	0	0	0
2019	Ravens	16/16	54	43	11	9.5	85.5	0	0	0.0	0	0	0	4	0	0	0	0
2020	Ravens	14/13	50	32	18	6.0	44.0	0	0	0.0	0	0	2	0	0	0	0	0
2021	Patriots	17/16	60	38	22	12.5	85.0	0	0	0.0	0	0	1	0	1	0	0	0
2022	Patriots	17/15	60	36	24	15.5	102.5	0	0	0.0	0	0	3	2	1	0	0	0
2023	Patriots	4/2	13	10	3	4.0	25.0	0	0	0.0	0	0	0	0	0	0	0	0
Totals – 8 Years		114/82	366	250	116	66.5	487.0	0	0	0.0	0	0	14	9	4	3	0	0

ADDITIONAL STATISTICS: Two Safeties: Sacked QB Zach Wilson in the end zone for safety at N.Y. Jets (9/24/23), Sacked QB Gardner Minshew in the end zone for safety vs. Jacksonville (12/20/20).

POSTSEASON DEFENSIVE STATISTICS

Year	Team	G/S	TACKLES					INTERCEPTIONS					MISCELLANEOUS					
			TT	UT	A	S	YDS	NO	YDS	AVG	LG	TD	PD	FF	FR	YDS	TD	SPT
2018	Ravens	1/0	4	3	1	0.0	0.0	0	0	0.0	0	0	0	0	0	0	0	0
2019	Ravens	1/1	3	1	2	0.0	0.0	0	0	0.0	0	0	0	0	0	0	0	0
2020	Ravens	2/2	6	5	1	1.0	12.0	0	0	0.0	0	0	0	1	0	0	0	0
2021	Patriots	1/0	1	1	0	0.0	0.0	0	0	0.0	0	0	0	0	0	0	0	0
Totals – 4 Years		5/3	14	10	4	1.0	12.0	0	0	0.0	0	0	0	1	0	0	0	0

PLAYERS



NICK LEVERETT



51 | GUARD/CENTER

HT: 6-3 | **WT:** 310 | **Born:** 11/11/1997 | **Exp. (NFL/Patriots):** 4/1
GP/GS (Playoffs): 76/10 (1/0) | **Acq:** FA - 24
College: North Carolina Central | **Hometown:** Salisbury, N.C.

 **SUPER BOWLS:** 20

PRONOUNCED LEV-rit

CAREER TRANSACTIONS

Nick Leverett was signed by the New England Patriots as a free agent on March 15, 2024 ... Originally signed by Tampa Bay as a rookie free agent (5/4/20) ... Released by Tampa Bay (9/4/20) ... Signed by Tampa Bay to the practice squad (9/6/20) ... Released by Tampa Bay from the practice squad (1/6/21) ... Signed by Tampa Bay to the practice squad (1/19/21) ... Released by Tampa Bay from the practice squad (1/27/21) ... Signed by Tampa Bay to a futures contract (2/9/21).

SEASONAL REVIEWS

2023 (3/0, 0/0) - TAMPA BAY

- Played in three games on special teams and dressed but did not play in 14 games.
- Dressed but did not play in the postseason game.

2022 (11/10, 0/0) - TAMPA BAY

- Played in 11 games with 10 starts at left guard.
- Dressed but did not play in six games.

2021 (2/0, 1/0) - TAMPA BAY

- Saw limited action on offense in two games.
- Played in the postseason game in a limited role.
- Was inactive for 11 games and dressed but did not play in four games.

UPDATED STATISTICS

Click or scan on the QR Code to access updated statistical information.



2020 (0/0, 0/0) - TAMPA BAY

- Spent the majority of the season on the practice squad.

COLLEGE

- Started all 46 career collegiate games he appeared in, playing one season at Rice as a graduate transfer in 2019 following three seasons at North Carolina Central University (2016-18).
- Was a three-time All-Conference at North Carolina Central University.
- In his only season at Rice, earned honorable mention All-Conference USA honors from the league's coaches after starting in all 12 games.
- Redshirted in 2015.

PERSONAL

- Attended North Rowan High School in North Carolina.
- Selected to play in the North Carolina Shrine Bowl.



VEDERIAN LOWE



HT: 6-5 | **WT:** 315 | **Born:** 4/17/1999 | **Exp. (NFL/Patriots):** 3/2
GP/GS (Playoffs): 15/8 (1/0) | **Acq:** TR (MIN)-23
College: Illinois | **Hometown:** Rockford, Ill.

CAREER TRANSACTIONS

Vederian Lowe was acquired by the New England Patriots in a trade with Minnesota in exchange for a 2024 sixth-round draft pick on August 28, 2023 ... Originally drafted by Minnesota in the sixth round (184th overall) of the 2022 draft.

SEASONAL REVIEWS

2023 (11/8)

- Was acquired in a trade with Minnesota on Aug. 28.
- Played in 11 games with eight starts. He made four starts at left tackle and four starts at right tackle. He also rotated in at left and right tackle for three games.
- Was inactive at Miami (10/29), at N.Y. Giants (11/26), vs. L.A. Chargers (12/3) and at Pittsburgh (12/7).
- Dressed but did not see action vs. Philadelphia (9/10) and vs. Washington (11/5).
- Started at left tackle in his first career start in place of an injured Trent Brown vs. Miami (9/17).
- Took over as the starting right tackle at the N.Y. Jets (9/27) for a four-game stretch.
- Came into the game at left tackle for an injured Trent Brown in the fourth quarter vs. Buffalo (10/22), but later left due to injury and Brown returned.
- Saw action vs. Indianapolis (11/12) at left tackle for one drive in the fourth quarter after Conor McDermott left with an injury.
- Came in for an injured Conor McDermott vs. Kansas City (12/17) at left tackle and contributed to the Patriots special teams units.
- Started at left tackle at Denver (12/24) and played in a rotation with OL Trent Brown.
- Started at left tackle vs. N.Y. Jets (1/7) but left the game due to an injury.

2022 (4/0, 1/0 – MINNESOTA)

- Made his NFL debut in Week 14 at Detroit (12/11).
- Was inactive for the first 13 games of the season.
- Appeared in his first snaps on offense at Chicago (1/8/23).
- Played as a reserve in the postseason game vs. N.Y. Giants (1/15/23).

COLLEGE

- In 2021, started all 12 games at left tackle as a redshirt senior.
- 2021 PFF All-Big Ten Second Team.
- As a senior in 2020, started all eight games at left tackle and finished the season with 34 straight starts.

UPDATED STATISTICS

Click or scan on the QR Code to access updated statistical information.



- 2021 Jason Witten Collegiate Man of the Year semifinalist.
- Started all 13 games at left tackle in 2019.
- Part of an offensive line in 2018 that paved the way for the most-improved running game in the nation (+137.4 ypg from 2017-18), finishing 12th in the FBS and second in the Big Ten at 243.0 ypg. Also started all 12 games at left tackle.
- In 2017, played in eight games with seven starts at tackle as a freshman in 2017.
- 2017 BTN.com All-Freshman Team Honorable Mention.

PERSONAL

- Graduated with a bachelor's degree in communication from Illinois in December 2021.
- Led Auburn High School to a 10-2 record and the Illinois state quarterfinals as a senior.
- Ranked No. 16 recruit in Illinois by Rivals, No. 25 by ESPN, No. 26 by Scout and No. 29 by 247Sports.



ANTONIO MAFI



HT: 6-3 | **WT:** 330 | **Born:** 10/20/2000 | **Exp. (NFL/Patriots):** 2/2
GP/GS (Playoffs): 17/5 (0/0) | **Acq:** D5-23 (144th)
College: UCLA | **Hometown:** Shoreview, Calif.

PRONOUNCED MA-fee CAREER TRANSACTIONS

Antonio Mafi was drafted by the New England Patriots in the fifth round (144th overall) of the 2023 NFL Draft.

SEASONAL REVIEWS

2023 (17/5)

- Played in all 17 games with five starts at left guard. Also rotated in at right guard occasionally. Also played on special teams on the field goal and extra points teams.
- Started at left guard due to an injury to Cole Strange vs. Philadelphia (9/10) in his first NFL game and was part of an offensive unit that paved the way for a 300-yard passing game by QB Mac Jones.
- Contributed on the field goal unit and replaced Mike Onwenu at right guard late in the fourth quarter when he left the game due to injury vs. Miami (9/17).
- Contributed on the field goal and extra point units at the N.Y. Jets (9/24). Replaced Cole Strange at left guard in the fourth quarter.
- Made his second NFL start at left guard at Dallas (10/1) in place of Cole Strange, who was out due to an injury.
- Started at left guard in place of Cole Strange, who was out due to injury, vs New Orleans (10/8). Was spelled by Riley Reiff and came back to left guard when Reiff moved to right guard following Mike Onwenu's exit due to injury.
- Started at left guard for the third straight game and fourth time overall in place of an injured OL Cole Strange at Las Vegas (10/15).
- Contributed to the New England offensive line, rotating in at left guard for a series in place of Cole Strange in the third quarter, then saw action at right guard in place of Sidy Sow in the fourth quarter at Miami (10/29).
- Contributed to the New England offensive line vs. Los Angeles Chargers (12/3), rotating in at left guard for a series in place of Cole Strange.
- Came in for an injured Cole Strange vs. Kansas City (12/17) at left guard and contributed to the Patriots special teams units.
- Did not start but came in at left guard for OL James Ferentz at Denver (12/24) following the first drive of the game.
- Started on the offensive line at Buffalo (12/31) at left guard.
- Rotated in at right guard vs. N.Y. Jets (1/7) late in the game.

COLLEGE

- Saw action in all 13 games as a starter at left guard in 2022.

UPDATED STATISTICS

Click or scan on the QR Code to access updated statistical information.



- Finished his career with 56 games played to tie for the school record.
- Helped pave the way for the Bruins to average over 200 yards rushing for the third straight season from 2020-22 (237.2 - sixth in FBS).
- Named second-team All-Pac-12 by the league coaches and the Associated Press in 2022.

PERSONAL

- Parents: Petelo and Fanganui Mafi.
- Central Coast Section Co-Offensive Player of the Year.
- Lists the NFL's Haloti Ngata as the famous athlete he most admires.
- Former Patriot and Bruin tight end Devin Asiasi is his cousin.
- Hobbies include singing, rugby and family outings.
- Went to school for one term in his native Tonga.
- Named to the Athletic Director's Honor Roll for Fall 2018, Winter 2019, Winter 2020, Spring 2020, Winter 2021, Spring 2021, Fall 2021, Spring 2022 quarters.
- Earned a spot on the 2021-22 Pac-12 Fall Academic Honor Roll and 2020-21 Pac-12 Fall Academic Honor Roll.
- Political Science major.



MARTE MAPU

 **15 | SAFETY**

HT: 6-3 | **WT:** 230 | **Born:** 11/8/1999 | **Exp. (NFL/Patriots):** 2/2

GP/GS (Playoffs): 17/1 (0/0) | **Acq:** D3-23 (76th)

College: Sacramento State | **Hometown:** Hawthorne, Calif.

PRONOUNCED mar-TAY mah-PU

CAREER TRANSACTIONS

Marte Mapu was drafted by the New England Patriots in the third round (76th overall) of the 2023 NFL Draft.

SEASONAL REVIEWS

2023 (17/1)

- Played in all 17 games with one start, recording 14 tackles (9 solo, 5 assists), 1 interception, 1 forced fumble on special teams that was recovered by the team for a touchdown, 1 pass defensed and added 4 special teams tackles.
- Made his NFL debut as a reserve hybrid linebacker and participated on special teams for New England vs. Philadelphia (9/10). Tallied 3 tackles (2 solo, 1 assist).
- Made his first NFL start at safety in a three-safety set vs. Miami (9/17).
- Had a special teams tackle in the second quarter vs. Washington (11/5) where he held WR Jameson Crowder to a 3-yard loss, pinning the Commanders inside their own 15 yard line.
- Made his first career interception vs. Kansas City (12/17) off a QB Patrick Mahomes pass in the second quarter and returned the pick 20 yards to the Kansas City 8-yard line. The Patriots converted the turnover into a 25-yard field goal.
- Forced a fumble on a kickoff return by WR Marvin Mimms Jr. that was recovered for a touchdown by DB Cody Davis in the third quarter at Denver (12/24) in a 26-23 win.

UPDATED STATISTICS

Click or scan on the QR Code to access updated statistical information.



PLAYERS

COLLEGE

- Named first team All-America by the Associated Press, Stats Perform and Athlon and was a second team choice by the AFCA and Phil Steele.
- Became just the second Hornet to be named the Big Sky Defensive Player of the Year.
- Ranked second on the team with 76 total tackles in his 13 games.
- Earned Big Sky all-academic honors.

PERSONAL

- Graduated with a degree in sociology.
- Played several positions for Hawthorne High School during his career, lining up at quarterback, wide receiver, linebacker, safety and cornerback.
- Pursuing a second BA in kinesiology.
- Son of Va'a Mapu and Renee Peneueta.

MARTE MAPU STATISTICS

POS: LB HT: 6-3 WT: 230 LBS YEAR: 2nd ACQ: D3-23 (76th) COLLEGE: SACRAMENTO STATE BORN: 11/8/1999

REGULAR SEASON DEFENSIVE STATISTICS

Year	Team	G/S	TT	TACKLES				INTERCEPTIONS						MISCELLANEOUS					
				UT	A	S	YDS	NO	YDS	AVG	LG	TD	PD	FF	FR	YDS	TD	SPT	
2023	Patriots	17/1	14	9	5	0.0	0.0	1	20	20.0	20	0	1	0	0	0	0	0	4
Totals – 1 Year		17/1	14	9	5	0.0	0.0	1	20	20.0	20	0	1	0	0	0	0	0	4

Additional Statistics: 1 Forced Fumble on a Kickoff Return at Denver (12/24/23).



RAEKWON McMILLAN



50 | LINEBACKER

HT: 6-2 | **WT:** 250 | **Born:** 11/17/1995 | **Exp. (NFL/Patriots):** 8/4
GP/GS (Playoffs): 61/33 (0/0) | **Acq:** UFA (LV)-21
College: Ohio State | **Hometown:** Hinesville, Ga.

PRONOUNCED RAY-kwon

CAREER TRANSACTIONS

Raekwon McMillan was signed by the New England Patriots as an unrestricted free agent from Las Vegas on March 19, 2021 ... Originally drafted by Miami in the second round (54th overall) of the 2017 NFL Draft ... Acquired by Las Vegas along with a 2021 fifth-round draft pick in a trade with Miami in exchange for a 2021 fourth-round draft pick (8/29/20).

SEASONAL REVIEWS

2023 (0/0)

- Placed on Injured Reserve on May 25 after suffering an injury in the spring.

2022 (16/1)

- Played in 16 games with one start and recorded 32 total tackles (23 solo, 9 assists), one sack for a loss of 9 yards, one fumble recovery that he returned 32 yards for a touchdown and three special teams tackles.
- Made his New England regular season debut in the season opener at Miami (9/11) after missing the entire 2021 season to injury. Started the game at linebacker and recorded five total tackles.
- Recorded two total tackles (1 solo, 1 assist) vs. Indianapolis (11/6). Also had his first sack of his career in the fourth quarter for a 9-yard loss. It was one of the nine sacks the defense had, which was a season high and tied for the most under Coach Belichick. Part of the defensive unit that forced the Colts to go 0-for-14 on third down and allowed just 121 total yards of offense.
- Recorded three total tackles (2 solo, 1 assist) at Arizona (12/12). Scored his first NFL touchdown when he recovered a fumble that was forced by Kyle Dugger and returned it 23 yards in the third quarter for a touchdown. Part of the defensive unit that recorded six sacks, two takeaways, a touchdown and four fourth-down stops.

2021 (0/0, 0/0)

- Placed on injured reserve on Aug. 7.

2020 (16/4 – LAS VEGAS)

- Played in all 16 games with four starts and totaled 23 tackles, one forced fumble and one pass defended.
- Posted five tackles and forced one fumble vs. L.A. Chargers (12/17).
- Registered a season-high nine tackles vs. Miami (12/26).

2019 (13/12 – MIAMI)

- Played in 13 games with 12 starts and totaled 72 tackles and one pass defended.
- Was inactive vs. Buffalo (11/17) and missed the final two

UPDATED STATISTICS

Click or scan on the QR Code to access updated statistical information.



games of the season after being placed on injured reserve on Dec. 17.

- Registered a season-high 10 tackles vs. Washington (10/13).

2018 (16/16 – MIAMI)

- Started all 16 games and posted a career-high 105 tackles, two forced fumbles, one fumble recovery and one pass defended. Became first Dolphins player since at least 2000 to record 100+ tackles despite not appearing in an NFL game prior to the season.
- Made three tackles and recovered his first career fumble at N.Y. Jets (9/16).
- Recorded seven tackles and forced one fumble vs. Detroit (10/21).
- Registered seven tackles and forced his second fumble of the season at Indianapolis (11/25).
- Made a season-high 10 tackles vs. Jacksonville (12/23).

2017 (0/0 – MIAMI)

- Missed the entire season after being placed on injured reserve on Sept. 2.

COLLEGE

- Played in 41 career games with 26 starts at Ohio State and totaled 270 tackles, six sacks, one interception, 10 passes defended and two forced fumbles.
- Led the team in tackles in each of his two seasons as a starter (2015-16).
- Named team captain and started all 13 games as a junior. Posted 102 tackles, two sacks, four passes defended and two forced fumbles. Earned second-team All-America honors and was named first-team All-Big Ten.
- Started all 13 games as a sophomore and totaled 119 tackles, 1½ sacks and four passes defended. His 119 tackles were the most by a sophomore at the school since 1990. Earned second-team All-America honors and was named first-team All-Big Ten.
- Played in all 15 games as a freshman and posted 49 tackles, 2½ sacks, one interception and two passes defended en route to the Big Ten title and a national championship.

PERSONAL

- Four-year starter at linebacker and running back for Liberty County (Ga.) High School and totaled 456 career tackles and 10 forced fumbles.
- Posted 159 tackles and 8½ sacks to go with nearly 700 yards rushing as a senior. Butkus Award winner as the nation's top prep linebacker.

- Earned *Savannah Morning News* Player of the Year honors as a junior and senior.

RAEKWON McMILLAN STATISTICS

POS: LB HT: 6-2 WT: 250 LBS YEAR: 7TH ACQ: UFA (LV)-21 COLLEGE: OHIO STATE BORN: 11/17/95

REGULAR SEASON DEFENSIVE STATISTICS

Year	Team	G/S	TACKLES					INTERCEPTIONS					MISCELLANEOUS						
			TT	UT	A	S	YDS	NO	YDS	AVG	LG	TD	PD	FF	FR	YDS	TD	SPT	
2017	Dolphins		Injured Reserve																
2018	Dolphins	16/16	105	69	36	0.0	0.0	0	0	0.0	0	0	1	2	1	0	0	0	
2019	Dolphins	13/12	72	35	37	0.0	0.0	0	0	0.0	0	0	1	0	0	0	0	0	
2020	Raiders	16/4	23	14	9	0.0	0.0	0	0	0.0	0	0	1	1	0	0	0	4	
2021	Patriots	0/0	Injured Reserve																
2022	Patriots	16/1	32	23	9	1.0	9.0	0	0	0.0	0	0	0	0	1	0	0	3	
2023	Patriots	0/0	Injured Reserve																
Totals – 6 Years		61/33	232	141	91	1.0	9.0	0	0	0.0	0	0	3	3	2	0	0	7	

POSTSEASON DEFENSIVE STATISTICS

Year	Team	G/S	TACKLES					INTERCEPTIONS					MISCELLANEOUS						
			TT	UT	A	S	YDS	NO	YDS	AVG	LG	TD	PD	FF	FR	YDS	TD	SPT	
2021	Patriots	0/0	Injured Reserve																
Totals – 1 Year		0/0	0	0	0	0.0	0.0	0	0	0.0	0	0	0	0	0	0	0	0	0

PLAYERS



CHUKWUMA OKORAFOR

 **77** | OFFENSIVE LINEMAN

HT: 6-6 | **WT:** 320 | **Born:** 8/8/1997 | **Exp. (NFL/Patriots):** 7/1

GP/GS (Playoffs): 77/59 (2/2) | **Acq:** FA - 24

College: Western Michigan | **Hometown:** Southfield, Mich.

PRONOUNCED *chuck-WOO-muh*

oh-KOR-uh-for

CAREER TRANSACTIONS

Chuckwuma Okorafor was signed by the New England Patriots on March 11, 2024 ... Originally drafted by Pittsburgh in the third round (92nd overall) of the 2018 NFL Draft ... Released by Pittsburgh (2/12/24).

SEASONAL REVIEWS

2023 (14/7, 0/0) - PITTSBURGH

- Played in 14 games with 7 starts at right tackle, starting seven consecutive games at the beginning of the season before serving as a reserve throughout the remainder of the year.
- Part of an offensive line that paved the way for a rushing game that totaled 114 yards at Houston (10/1).

2022 (17/17 - PITTSBURGH)

- Started all 17 regular season games at right tackle, missing just one of 1,160 offensive snaps.
- Part of an offensive line that paved the way for RB Najee Harris to rush for over 1,000 yards for a second consecutive season.
- Part of an offensive line that did not give up a sack at Atlanta (12/4) or vs. Las Vegas (12/24).
- Blocked for Harris when he ran for a season-high 111 yards at Baltimore (1/1) .

2021 (16/16, 1/1) - PITTSBURGH

- Played and started in 16 regular season games at right tackle.
- Left the game Week 3 vs. Cincinnati (9/26) with a head injury and was inactive Week 4 at Green Bay (10/3).
- Part of an offensive line that did not allow a sack vs. Detroit (11/14).

2020 (16/15, 1/1) - PITTSBURGH

- Played 16 regular season games with 15 starts and was part of an offensive line that surrendered just 14 total sacks, the lowest total in the NFL and ninth-fewest by any team since sacks became an official statistic in 1982.
- Part of the offensive line that did not allow a sack over a five-game stretch from Nov. 8 to Dec. 7, tied for the third-longest streak in the NFL since 1982.
- Part of the offensive line that allowed 1 sack or less in 12 games throughout the season, including six games with 0 sacks allowed.

UPDATED STATISTICS

Click or scan on the QR Code to access updated statistical information.



2019 (1/1 - PITTSBURGH)

- Played and started at right tackle vs. L.A. Rams (11/10), his only appearance of the season.

2018 (13/3 - PITTSBURGH)

- Played in 13 games with three starts at right tackle, starting in the season opener at Cleveland (9/9), vs. Cleveland (10/28) and at Denver (11/25).

COLLEGE

- Started 39 consecutive games to conclude four-year career at Western Michigan.
- Named a first-team All American by FWAA and Phil Steele and a second-team All-American by Sports Illustrated as a senior in 2017.
- Selected as one of six semifinalists for the Outland Trophy in 2017, which recognizes the best college football interior lineman each year.
- Played in 12 games as a true freshman in 2014.

PERSONAL

- Born in Nigeria and lived in South Africa and Botswana before his family moved to the United States in 2010.
- Attended Southfield High School and was ranked the 11th-best recruit in the state of Michigan.



MIKE ONWENU

71 | OFFENSIVE LINE

HT: 6-3 | **WT:** 350 | **Born:** 12/10/1997 | **Exp. (NFL/Patriots):** 5/5
GP/GS (Playoffs): 64/56 (1/0) | **Acq:** D6a-20 (182nd)
College: Michigan | **Hometown:** Detroit, Mich.

PRONOUNCED *oh-WHEN-new* **CAREER TRANSACTIONS**

Mike Onwenu was re-signed by the New England Patriots as an unrestricted free agent on March 14, 2024 ... Originally drafted by New England in the sixth round (182nd overall) of the 2020 NFL Draft.

CAREER HIGHLIGHTS

- Versatile player that is capable of starting at multiple positions along the offensive line. Has 24 starts at right guard, five at left guard, 24 at right tackle and three as a tackle-eligible tight end.

SEASONAL REVIEWS

2023 (15/15)

- Was sidelined by an injury that forced him to miss the entire training camp and preseason.
- Missed the first game of the season before returning to play in 15 games with four starts at right guard before moving to right tackle for 11 starts.
- Was listed as inactive due to injury in the season opener vs. Philadelphia (9/10).
- Made his first start of the season and contributed to the offensive line at right guard vs. Miami (9/17). Left the game in the fourth quarter due to injury.
- Left the game due to injury in the second half vs. New Orleans (10/8), Riley Reiff took over at right guard.
- Was active at Las Vegas (10/15) but did not see any action as he was nursing an injury.
- Made his first start at right tackle since the 2021 season vs Buffalo (10/22).
- Bill O'Brien credited him for holding All-Pro LB T.J. Watt from being a force in the game at Pittsburgh (12/7) in a 21-18 win.

2022 (17/17)

- Started in all 17 regular season games at right guard.
- Played 100 percent of the snaps at Pittsburgh (9/18). Did not allow a single sack in the game and helped pave the way for the rushing game, especially during the game-clinching six minute drive in the fourth quarter.
- Part of the offensive line unit that did not allow a single sack vs. Detroit (10/9). Helped pave the way for the rushing game that went for 176 yards.
- Part of the offensive line unit that did not allow a single sack at Las Vegas (12/18). Helped paved the wave for the rushing game that went for a season-high 206 yards.

2021 (16/8, 1/0)

HONORS & AWARDS

2020: PFWA All-Rookie Team

UPDATED STATISTICS

Click or scan on the QR Code to access updated statistical information.



- Played in 16 of the 17 regular season games with eight starts - four at left guard, three at right tackle and one at tackle-eligible tight end.
 - Started at left guard and played every snap of the team's first four games of the season.
 - Placed on the COVID-19/Reserve list on Oct. 5 and reinstated from the COVID-19/Reserve list on Oct. 14, missing the game at Houston (10/10).
 - Returned to the field but did not start vs. Dallas (10/17) as he rotated in at right tackle, the first time he played the position in 2021. Also took snaps as tackle-eligible.
 - Made his first start of the 2021 season at right tackle vs. N.Y. Jets (10/24).
 - Started at right tackle at L.A. Chargers (10/31) and at Carolina (11/7).
 - Appeared briefly as a right tackle in place of Trent Brown vs. Cleveland (11/14) as well as a tackle-eligible tight end.
 - Came in briefly in the second quarter at left guard vs. Tennessee (11/28) for OL Ted Karras.
 - Served as tackle-eligible tight end at Buffalo (12/6) as the Patriots went to a 6-man front for a significant portion of the game and was a key part of a 222-yard rushing effort in a 14-10 win.
 - Started on the offensive line and served as a tackle-eligible tight end vs. Buffalo (12/26).
 - Played most of the game as a tackle-eligible tight end vs. Jacksonville (1/2) and came in late at left guard in a 50-10 victory.
 - Rotated in at left guard and as tackle-eligible, as well as on special teams at Miami (1/9).
 - Served as a tackle-eligible tight end in his first playoff game in the Wild Card Round loss at Buffalo (1/15).
- #### 2020 (16/16)
- Named to the Pro Football Writers All-Rookie Team.
 - Started all 16 games - 10 at right tackle, three at right guard, two at tackle-eligible tight end and one at left guard as part of an offensive line that finished fourth in the

NFL in total rushing yards (2,346) and rush yards per game (146.6). The 2,346 yards rushing and 4.67 average yards per rush marked the fourth-highest totals in team history.

- Made his NFL debut and played in a starting role as a tackle-eligible tight end and on special teams in the season-opening win vs. Miami (9/13). Also subbed in at right tackle in the second half.
- Made his first start at left guard in the win vs. Las Vegas (9/27) when Joe Thuney moved from left guard to center due to an injury to David Andrews. Also helped pave the way for 250 yards rushing from the Patriots offense.
- Started at right guard in place of Shaq Mason vs. Denver (10/18). When starting right tackle Jermaine Eluemunor left the game in the first quarter with an injury, Onwenu moved to right tackle and Hjalte Froholdt entered the game at right guard. Onwenu moved to left guard to start the second half when Isaiah Wynn moved from left guard back to left tackle.
- Started at right tackle vs. San Francisco (10/25) and moved to left guard in the third quarter when Joe Thuney left with an injury and Justin Herron moved to right tackle. Onwenu then moved back to right tackle when Herron left with an injury.
- Started at right tackle and played all 58 offensive snaps at guard in the win vs. Baltimore (11/15). Helped play a key

role in blocking for the Patriot run game that racked up 173 yards.

- Started at right tackle and played every offensive snap vs. Buffalo (12/28). Moved from right tackle to right guard when Shaq Mason left with an injury.

COLLEGE

- Was a four-year letterman at Michigan and a two-time All-Big Ten third team selection (2018-19).
- Appeared in 46 career games, playing along the offensive line in 41 contests.
- Started 35 games at guard, also contributing on PAT/field goal protection units throughout his career.
- Was an All-Big Ten third team (coaches) and All-Big Ten honorable mention (media) selection in 2019, starting all 13 games at right guard as a senior.
- Was an All-Big Ten third team (coaches) and All-Big Ten honorable mention (media) selection in 2018, starting all 13 games at right guard, including against Florida in the Chick-Fil-A Peach Bowl (12/29).
- Started nine games and played in 11 contests as a sophomore in 2017.

PERSONAL

- Enrolled in the College of Literature, Science and the Arts, majoring in general studies.





K.J. OSBORN

 **2** | WIDE RECEIVER

HT: 6-0 | **WT:** 200 | **Born:** 6/10/1997 | **Exp. (NFL/Patriots):** 5/1
GP/GS (Playoffs): 59/30 (1/1) | **Acq:** UFA (MIN)-24
College: Miami | **Hometown:** Bradenton, Fla.

CAREER TRANSACTIONS

K.J. Osborn was signed by the New England Patriots as an unrestricted free agent from Minnesota on March 19, 2024 ... Originally drafted by Minnesota in the fifth round (176th overall) of the 2020 NFL Draft.

SEASONAL REVIEWS

2023 (16/12 – MINNESOTA)

- Played in 16 games with 12 starts, recording 48 receptions for 540 yards and three touchdowns.
- Registered a season-best 99 receiving yards at Green Bay (10/29), totaling 8 receptions on the night.
- Totaled 5 receptions for 95 yards and a touchdown vs. Detroit (12/24), including a season-long 47-yard reception.

2022 (17/9, 1/1 – MINNESOTA)

- Played in 17 games and started nine, totaling 60 receptions for 650 yards and 5 touchdowns.
- Registered his first career 100-yard game with 157 receiving yards vs. Indianapolis (12/17), totaling 10 receptions and 1 touchdown in the effort.
- Notched his second career 100-yard game at Chicago (1/08), hauling in 5 receptions for 117 yards, including one reception for a season-long 66 yards.
- Made his playoff debut in the Wild Card round vs. NY. Giants, recording two receptions for 20 yards and a touchdown in as starting role.

2021 (17/9 – MINNESOTA)

- Played in all 17 games with nine starts, recording 50 receptions for 655 yards and 7 touchdowns.
- Recorded his first career touchdown on a 64-yard reception from QB Kirk Cousins at Arizona (9/19), totaling 91 receiving yards.
- Totaled 76 receiving yards in his first career start at Cincinnati (9/12).
- Scored on a 27-yard touchdown to end the game at Carolina in overtime (10/17).

UPDATED STATISTICS

Click or scan on the QR Code to access updated statistical information.



SINGLE-GAME CAREER HIGHS

REGULAR SEASON:

Receptions: 10	vs. Indianapolis (12/17/22)
Receiving Yards: 157	vs. Indianapolis (12/17/22)
Receiving TDs: 1	15 Times: Most Recent: at Buffalo (12/24/23)
Long: 66	at Chicago (01/08/23)

2020 (9/0 – MINNESOTA)

- Played in nine games in his rookie season, exclusively on special teams.
- Recorded the Vikings season-best KOR with a 38-yard return in the season opener vs. Green Bay (9/13).
- Did not play vs. Detroit (1/3) and inactive vs. Tennessee (9/27), at Seattle (10/11), vs. Atlanta (10/18), vs. Carolina (11/29), at Tampa Bay (12/13) and vs. Chicago (12/20).

COLLEGE

- Transferred from Buffalo to Miami for his senior year, and finished his senior season in 2019 as the top receiver for Miami in receptions (50), receiving yards (547) and receiving TDs (5).
- Logged 96 receptions for 1,490 yards and 12 touchdowns in three seasons at the University of Buffalo.

PERSONAL

- Transferred from Lincoln High (Ypsilant, Mich.) to IMG Academy in Bradenton, Fla. for his senior season in 2014, where he totaled 21 receptions for 379 yards and a team-leading 7 touchdowns.

K.J. OSBORN STATISTICS

POS: WR HT: 6-0 WT: 200 LBS YEAR: 5TH ACQ: UFA (MIN)-24 COLLEGE: MIAMI (FLA.) BORN: 6/10/97

REGULAR SEASON OFFENSIVE STATISTICS

Year	Team	G/S	RECEIVING				RUSHING					
			NO	YDS	AVG	LG	TD	NO	YDS	AVG	LG	TD
2020	Vikings	9/0	0	0	0	0	0	0	0	0.0	0	0
2021	Vikings	17/9	50	655	13.1	64t	7	1	10	10.0	10	0
2022	Vikings	17/9	60	650	10.8	66	5	3	6	2.0	5	0
2023	Vikings	16/12	48	540	11.3	47	3	0	0	0.0	0	0
Totals – 4 Years		59/30	158	1,845	11.7	66	15	4	16	4.0	10	0

POSTSEASON OFFENSIVE STATISTICS

Year	Team	G/S	RECEIVING				RUSHING					
			NO	YDS	AVG	LG	TD	NO	YDS	AVG	LG	TD
2022	Vikings	1/1	2	20	10.0	11	1	0	0	0.0	0	0
Totals – 1 Year		1/1	2	20	10.0	1	1	0	0	0.0	0	0

PLAYERS





JABRILL PEPPERS



HT: 5-11 | **WT:** 217 | **Born:** 10/4/1995 | **Exp. (NFL/Patriots):** 8/3
GP/GS (Playoffs): 93/79 (0/0) | **Acq:** UFA (NYG)-22
College: Michigan | **Hometown:** Paramus, N.J.

PRONOUNCED juh-BRILL CAREER TRANSACTIONS

Jabrill Peppers was re-signed by the New England Patriots as an unrestricted free agent on March 17, 2023 ... Originally drafted by Cleveland in the first round (25th overall) of the 2017 NFL Draft ... Acquired by the New York Giants along with OL Kevin Zeitler and a 2019 first and third-round draft pick in a trade with Cleveland in exchange for WR Odell Beckham Jr. and DL Olivier Vernon (3/13/19) ... Signed by New England as an unrestricted free agent from the New York Giants on April 4, 2022.

SEASONAL REVIEWS

2023 (15/15)

- Played and started in 15 games and finished with 75 tackles (50 solo, 25 assists), 1 sack for a loss of 7 yards, 2 interceptions, 2 quarterback hits, 5 tackles for loss, 1 forced fumble, 1 fumble recovery, 8 passes defended and 3 special teams tackles. He also returned 4 punts for 26 yards.
- He was inactive for two games due to injury, at Denver (12/24) and at Buffalo (12/31).
- Racked up 6 tackles (3 solo, 3 assists), 1 pass defended and a crucial forced fumble that was recovered by CB Marcus Jones late in the fourth quarter to give the offense a chance to take the lead vs. Philadelphia (9/10).
- Led the Patriots defense in tackles with 7 (6 solo, 1 assist) at N.Y. Jets (10/24). Added 1 pass defense and returned a first quarter punt 18 yards. It was his first punt return as a member of the Patriots.
- Led the team with 7 tackles at Las Vegas (10/15) and collected two passes defended. Made a massive hit and pass defense which led to an interception by LB Jahlani Tavai in the first quarter.
- Intercepted Buffalo QB Josh Allen on the Bills first play from scrimmage vs. Buffalo (10/22) to set up the Patriots in Bills territory, which would lead to a touchdown and a 10-0 lead in a 29-25 win.
- Recorded a sack for a loss of 7 yards in the first quarter at N.Y. Giants (11/26), his first sack as a member of the Patriots and his first since a 4-yard sack vs. Carolina on Oct. 24, 2021 at MetLife Stadium when he played for the New York Giants.
- Intercepted QB Mitch Trubisky at Pittsburgh (12/7) in the second quarter and returned the pick 32 yards to the Pittsburgh 27-yard line. The turnover helped set up QB Bailey Zappe's 8-yard touchdown pass to TE Hunter Henry in a 21-18 win.

UPDATED STATISTICS

Click or scan on the QR Code to access updated statistical information.



EXTRA POINTS

- Watch Jabrill Peppers' journey to the NFL by scanning the QR code.



2022 (17/5)

- Played in all 17 games with five starts and recorded 52 tackles (29 solo, 23 assists), 1 fumble recovery that he returned 12 yards and 8 special teams tackles.
- Was a regular in rotation at safety and a key player on special teams.
- Started five games with four in the nickel defense and one at safety.
- Started at safety vs. Baltimore (9/25) in place of an injured Kyle Dugger.
- Saw significant action at safety in the second half at Pittsburgh (9/18) after Kyle Dugger left with the game with a knee injury. Made a tackle and then was in position to defend a pass on consecutive plays to bring up fourth down and hold Pittsburgh to a field goal.
- Made his first start as a member of the Patriots in the home opener vs. Baltimore (9/25). Recorded 6 total tackles (5 solo, 1 assist). Recovered a fumble forced by Jonathan Jones in the fourth quarter and returned it 12 yards.
- Started the game in the nickel defense and led the team in total tackles with 7 (5 solo, 2 asst.) at N.Y. Jets (10/30). Had a key block on DB Marcus Jones 32-yard punt return that set up a Patriots field goal. Also fielded an onside kick in the fourth quarter to secure possession and the win for the Patriots.
- Started in the game vs. N.Y. Jets (11/20). Was part of the defensive unit that held the Jets to just 103 total yards, the third-fewest yards allowed in Patriots history, only 2 total yards in the second half, the fewest ever allowed in a half in Patriots history, only six first touchdowns and no touchdowns.

2021 (6/5 – N.Y. GIANTS)

- Was limited to just six games with five starts due to a knee injury that forced him to spend the rest of the season on injured reserve.
- Started four games as a defensive back in the nickel defense and one game at strong safety.
- Finished the season with 29 total tackles, 1 sack for 4 yards and 1 pass defended. Also returned 9 punts for 58 yards.

2020 (15/14 – N.Y. GIANTS)

- Played in 15 games with 14 starts at strong safety and finished the season with a career-high 89 total tackles, 2 1/2 sacks, 1 interception, 11 passes defended, 1 forced fumble, 1 fumble recovery and 2 special teams tackles. Also returned 15 punts for 187 yards for a career-high 12.5-yard average.
- Missed the game at the L.A. Rams (10/4) due to injury.
- Elected one of the Giants team captains.
- Intercepted a QB Alex Smith pass at Washington (11/8) late in the game.

2019 (11/11 – N.Y. GIANTS)

- Started in all 11 games that he played at strong safety and finished second on the team with 76 total tackles, one interception that he returned 32 yards for a touchdown, 5 passes defended, 3 forced fumbles, 4 punt returns for 49 yards and 1 kickoff return for 23 yards.
- Suffered a knee injury during a kickoff return at Chicago (11/24) and was placed on injured reserve for the rest of the season.
- Scored the Giants' first defensive touchdown of the season when he intercepted a QB Dwayne Haskins pass and returned it 32 yards for a touchdown vs. Washington (9/29).

2018 (16/16 – CLEVELAND)

- Started all 16 games at safety and finished with 77 total tackles, 1 sack, 1 interception, 5 passes defended, 3 fumble recoveries, 25 punts returned for 219 yards, 19 kicks returned for 408 yards and 2 special teams tackles.
- Intercepted a QB Case Keenum pass in the end zone and sacked Keenum for an 11-yard loss on a fourth-down play to clinch a victory at Denver (12/15).

2017 (13/13 – CLEVELAND)

- Started all 13 games that he played at safety and finished with 57 total tackles, 1 interception, 3 passes defended, one fumble recovery, 30 punt returns for 180 yards, 14 kickoffs for 318 yards and 1 special teams tackle.
- Was inactive for the games vs. Tennessee (10/22) and vs. Minnesota (10/29) due to an injury and then missed the game vs. Green Bay (12/10) due to injury.
- Picked up his first career interception when he picked off QB Landry Jones at Pittsburgh (12/31).

COLLEGE

- Played in 27 games with 24 starts at Michigan, where he played defense, offense and special teams.
- Totaled 123 tackles and 1 interception on defense.
- Rushed 45 times for 268 yards and caught 10 passes for 82 yards.
- Was a 2016 consensus first-team All-American and Heisman Trophy finalist.
- He was the first player in Big Ten history to win three individual awards in a single season: Nagurski-Woodson Defensive Player of the Year, Butkus-Fitzgerald Linebacker of the Year and Rodgers-Dwight Return Specialist of the Year.
- Played 15 different offense, defense and special teams positions.
- Named the 2016 Bo Schembechler Award winner, given to Michigan's team MVP.

PERSONAL

- Was enrolled in Michigan's college of literature, science and arts.
- Native of East Orange, N.J.
- Credits his mother, Ivory Bryant, as the person who influenced him the most, as well as his late older brother, Don Curtis, who was fatally shot at age 20 in 2010.
- Attended Paramus Catholic High School in Paramus, N.J.
- Previously attended Don Bosco Prep in Ramsey, N.J. where he helped the team earn state championships in 2010 and 2011 as a starting defensive back.
- Writes poetry and his own music.

JABRILL PEPPERS STATISTICS

POS: S HT: 5-11 WT: 217 LBS YEAR: 8TH ACQ: UFA (NYG)-22 COLLEGE: MICHIGAN BORN: 10/4/95

REGULAR SEASON DEFENSIVE STATISTICS

Year	Team	G/S	TACKLES					INTERCEPTIONS					MISCELLANEOUS				
			TT	UT	A	S	YDS	NO	YDS	AVG	LG	TD	PD	FF	FR	YDS	TD
2017	Browns	13/13	57	44	13	0	0	1	0	0.0	0	0	3	0	1	0	0
2018	Browns	16/16	77	52	25	1	11.0	1	0	0.0	0	0	5	0	3	0	2
2019	Giants	11/11	76	51	25	0	0	1	32	32.0	32t	1	5	3	0	0	0
2020	Giants	15/14	89	57	32	2.5	20.0	1	6	6.0	0	0	11	1	1	0	2
2021	Giants	6/5	29	19	10	1	4.0	0	0	0.0	0	0	1	0	0	0	0
2022	Patriots	17/5	52	29	23	0	0.0	0	0	0.0	0	0	0	1	0	0	8
2023	Patriots	15/15	75	50	25	1	7.0	2	33	16.5	32	0	8	1	1	0	3
Totals – 7 Years		93/79	455	302	153	5.5	42.0	6	71	11.8	32t	1	33	5	7	0	16

REGULAR SEASON RETURN STATISTICS

Year	Team	G/S	PUNT RETURNS					KICK RETURNS				
			NO	YDS	AVG	LG	TD	NO	YDS	AVG	LG	TD
2017	Browns	13/13	30	180	6.0	25	0	14	318	22.7	35	0
2018	Browns	16/16	25	219	8.8	33	0	19	408	21.5	29	0
2019	Giants	11/11	4	49	12.3	40	0	1	23	23.0	23	0
2020	Giants	15/14	15	187	12.5	20	0	0	0	0.0	0	0
2021	Giants	6/5	9	58	6.4	19	0	0	0	0.0	0	0
2022	Patriots	17/5	0	0	0.0	0	0	0	0	0.0	0	0
2023	Patriots	15/15	4	26	6.5	18	0	0	0	0	0	0
Totals – 7 Years		93/79	87	719	8.3	40	0	34	749	22.0	35	0

PLAYERS



LA'MICHAEL PETTWAY



46 | TIGHT END

HT: 6-3 | **WT:** 250 | **Born:** 3/20/1997 | **Exp. (NFL/Patriots):** 1/2
GP/GS (Playoffs): 0/0 (0/0) | **Acq:** FA-23
College: Iowa State | **Hometown:** Atmore, Ala.

CAREER TRANSACTIONS

La'Michael Pettway was signed by the New England Patriots to the 53-man roster from the practice squad on January 6, 2024 ... Originally signed by Indianapolis as a free agent (8/02/23) ... Released by Indianapolis (8/17/23) ... Signed by New England to the practice squad (12/27/23).

SEASONAL REVIEWS

2023 (0/0)

- Originally signed by New England to the practice squad on Dec. 27 before being signed to the 53-man roster from the practice squad prior to the last game of the year vs. N.Y. Jets (1/7), but was inactive for the game.

2023 (0/0 - INDIANAPOLIS)

- Spent two weeks with the Indianapolis Colts during training camp before being released.

2023 (7/0 - USFL - BIRMINGHAM)

- Signed with the Birmingham Stallions of the USFL and won the USFL Championship.
- Tallied 7 receptions for 99 yards and 2 touchdowns.

2022 (10/0 - USFL - Michigan)

- Signed with the Michigan Panthers of the USFL and played in 10 games and finished with 24 receptions for 307 yards and two touchdowns.

COLLEGE

- Appeared in 13 games at Iowa State and racked up 55 receptions for 676 yards and 6 touchdowns over the 2019 season.
- Started his college career at Arkansas.

UPDATED STATISTICS

Click or scan on the QR Code to access updated statistical information.



- In 2018, he started in 12 games, racking up a team-leading 499 yards on 30 receptions. He tallied 4 touchdowns on the year.
- In 2017, he participated in nine games and started in three. He recorded 6 receptions totaling 92 yards.
- In 2016, he played in 10 games and recoded a 10-yard touchdown reception vs. Alcorn State.
- Redshirted in 2015.

PERSONAL

- Earned his degree in criminal justice from Arkansas in the spring of 2019. Earned a post-graduate degree in family consumer science.
- Went undrafted coming out of college, and played in the Spring League before signing with Michigan.
- Spent the 2021 spring with the Aviators of the Spring League.



JEREMIAH PHARMS JR.

 **98** | DEFENSIVE TACKLE

HT: 6-2 | **WT:** 300 | **Born:** 10/16/1996 | **Exp. (NFL/Patriots):** 2/3
GP/GS (Playoffs): 12/0 (0/0) | **Acq:** FA -22
College: Friends | **Hometown:** Stockton, Calif.

CAREER TRANSACTIONS

Jeremiah Pharms Jr. was signed by the New England Patriots to the 53-man roster from the practice squad on October 4, 2023 ... Signed by New England to a futures contract (1/10/23) ... Originally signed by New England as a free agent (7/19/22) ... Released by New England (8/30/22) ... Signed by New England to the practice squad (8/31/22) ... Released by New England (8/29/23) ... Signed by the New England Patriots to the practice squad (9/4/23) ... Elevated by New England to the 53-man roster from the practice squad (9/30/23) ... Reverted back to the New England practice squad on (10/2/23) ... Elevated by New England to the 53-man roster from the practice squad (10/07/23) ... Reverted back to the New England practice squad (10/9/23) ... Elevated by New England to the 53-man roster from the practice squad (10/14/23) ... Reverted back to the New England practice squad (10/16/23).

SEASONAL REVIEWS

2023 (12/0)

- Began the season on the practice squad and was elevated to the active roster for three games before being signed to the 53-man roster on Nov. 4.
- Played in 12 games and finished with 9 tackles (4 solo, 5 assists) and 1 fumble recovery.
- Was elevated to the active roster from the practice squad and played in his first NFL game at Dallas (10/1) and saw limited action on defense.
- Elevated to the active roster for the second straight week vs. New Orleans (10/8). Recorded his first tackle of his career in the fourth quarter.
- Elevated to the active roster for the third straight week at Las Vegas (10/15).
- Recovered a fumble at Denver (12/24) that was forced by LB Jahlan Tavai at the New England 39-yard line for his first NFL fumble recovery.

UPDATED STATISTICS

Click or scan on the QR Code to access updated statistical information.



EXTRA POINTS

- Watch Jeremiah's journey to the NFL.



2022 (0/0)

- Spent the 2022 season on the Patriots practice squad.

2022 (USFL -PITTSBURGH MAULERS)

- Was drafted by the Pittsburgh Maulers of the USFL and finished the season with 32 total tackles and two sacks in 10 games.

COLLEGE

- Began his college career at Sacramento City College as a linebacker being slowed by injuries and transferring to Delta Junior College.
- Finished his collegiate career at Friends University in Kansas where he produced a 14 1/2 sack season.

PERSONAL


- Born October 16, 1996 in Stockton, Calif.
- His father, Jeremiah Pharms Sr., was a draft pick by the Cleveland Browns in 2001 out of Washington.
- Played in 2021 with the Wichita Force of the Champions Indoor Football League.

JEREMIAH PHARMS JR. STATISTICS

POS: DT HT: 6-2 WT: 300 LBS YEAR: 2ND ACQ: FA-22 COLLEGE: FRIENDS BORN: 10/16/96

REGULAR SEASON DEFENSIVE STATISTICS

Year	Team	G/S	TACKLES					INTERCEPTIONS					MISCELLANEOUS						
			TT	UT	A	S	YDS	NO	YDS	AVG	LG	TD	PD	FF	FR	YDS	TD	SPT	
2023	Patriots	12/0	9	4	5	0.0	0.0	0	0	0	0	0	0	0	0	1	0	0	0
Totals - 1 Year		12/0	9	4	5	0.0	0.0	0	0	0	0	0	0	0	1	0	0	0	0



JALEN REAGOR



83 | WIDE RECEIVER

HT: 5-11 | **WT:** 197 | **Born:** 1/2/1999 | **Exp. (NFL/Patriots):** 5/2
GP/GS (Playoffs): 55/25 (2/1) | **Acq:** FA-23
College: TCU | **Hometown:** Waxahachie, Texas

PRONOUNCED RAY-gur

CAREER TRANSACTIONS

Jalen Reagor was signed by the New England Patriots to the 53-man roster from the practice squad on October 26, 2023 ... Originally drafted by Philadelphia in the first round (21st overall) of the 2020 NFL draft ... Acquired by Minnesota in a trade with Philadelphia in exchange for a 2023 seventh round draft pick and a 2024 fourth round draft pick ... Released by Minnesota (8/30/23) ... Signed by New England to the practice squad on (9/1/23) ... Elevated by New England to the active roster from the practice squad (9/16/23) ... Reverted back to the New England practice squad on (9/18/23) ... Elevated by New England to the active roster from the practice squad (10/14/23) ... Reverted back to the New England practice squad (10/17/23) ... Elevated by New England to the active roster from the practice squad (10/21/23) ... Reverted back to the New England practice squad (10/23/23).

SEASONAL REVIEWS

2023 (11/1)

- Was signed to the New England practice squad on Sept. 1 after being released by Minnesota after training camp.
- Was elevated to the active roster for three games before being signed to the 53-man roster on Oct. 26.
- Played in 11 games with one start and recorded 7 receptions for 138 yards (19.7 avg). Also had one rushing attempt for 17 yards.
- Took over kickoff return duties late in the season and returned 7 kickoffs for 221 yards with a 98-yard touchdown return at Buffalo (12/31).
- Dressed but did not see any action vs. Miami (9/17) after being elevated to the active roster.
- Was elevated to the active roster at Las Vegas (10/15) and played in his first game with the Patriots.
- Was elevated to the active roster vs. Buffalo (10/22) and saw limited action at receiver. Had his first reception as a Patriot in the third quarter for 11 yards.
- Made his first start of season vs. Washington (11/5). Recorded 1 reception for 11 yards.
- Lined up to return kickoffs in the first half vs. L.A. Chargers (12/8) for the first time.
- Returned a kickoff 40 yards in the second quarter vs. Kansas City (12/17). Took over kickoff return duties after Ty Montgomery was released.
- Had a 28-yard reception in the second quarter at Denver (12/24), which would later set up a touchdown by RB Ezekiel Elliott.

UPDATED STATISTICS

Click or scan on the QR Code to access updated statistical information.



- Returned the opening kickoff 98 yards for a touchdown at Buffalo (12/31) for his first career kickoff return for a touchdown. It is the longest return of his career. His previous best was a 44-yard return on Oct. 3, 2021 vs. Kansas City when he played for Philadelphia. It is the first kickoff return for a Patriots player since Cordarrelle Patterson had a 95-yard kickoff return for a touchdown at Chicago on Oct. 21, 2018. It is the longest kickoff return for a touchdown for New England since Dion Lewis had a 103-yard kickoff return for a touchdown at Denver on Nov. 12, 2017. He connected with QB Bailey Zappe on a 39-yard reception in the fourth quarter, his longest reception as a member of the Patriots.
- Had a 17-yard run in the fourth quarter vs. N.Y. Jets on a reverse, his first rushing attempt as a member of the Patriots.

2022 (16/0, 1/0 – Minnesota)

- Went to training camp with Philadelphia and was traded to Minnesota on Aug. 31.
- Hauled in 8 catches for 104 yards (13.0 avg) with 1 touchdown.
- Had a total of 26 punt returns, fair catching 14, while racking up 167 yard (6.4 avg.).

2021 (17/13, 1/1 – Philadelphia)

- Totaled a career-high 813 all-purpose yards, including team highs in both kickoff return yards (255) and punt return yards (227). Also produced career highs in receptions (33) and receiving touchdowns (2).
- Tallied 33 catches for 299 yards (9.1 avg.) with 2-yard touchdown pass from QB Carson Wentz in the first quarter.
- Registered a career-high 57 receiving yards vs. Washington (12/21).

2020 (11/11 – Philadelphia)

- Caught 31 passes for a career-high 396 yards (12.8 avg.) and one touchdown. Also returned four punts for 94 yards (23.5 avg.) and 1 touchdown.
- Scored his first touchdown in the 23-9 win vs. Dallas (11/1) on a 2-yard touchdown pass from QB Carson Wentz in the first quarter.
- Recorded a career-long, 73-yard punt return for a touchdown at Green Bay (12/6). The score marked the longest punt return touchdown by an Eagles rookie since Damaris

Johnson's 98-yard TD on 12/2/12 at Dallas.

COLLEGE

- A standout wide receiver and punt returner at TCU who tallied 148 catches for 2,248 yards (15.2 avg.) and 22 touchdowns and returned 23 punts for 409 yards (17.8 avg.) and two touchdowns in 39 career games. Finished with the second-most receiving touchdowns, sixth-most receiving yards and seventh most receptions in school history. Is the Horned Frogs' all-time leader in punt return average.
- Named a Sports Illustrated All-American as an all-purpose player and earned All-Big 12 honors following his junior campaign in 2019. Led TCU in receptions (43), yards (611) and touchdowns (5) and was one of two FBS players to produce multiple punt return touchdowns.
- As a junior, he led TCU with 43 receptions and 611 yards (14.2 avg.) while tying for the team lead with 5 touchdown

catches. Ranked second nationally with a 20.8-yard punt return average, breaking the previous TCU season record of 20.4 by Linzy Cole in 1969.

- As a freshman, played in all 14 games with two starts, including the Valero Alamo Bowl. The Big 12 Co-Offensive Freshman of the Year and a 247Sports True Freshman All-America Team selection caught 33 passes for team-highs of 576 receiving yards and 8 touchdowns.

PERSONAL

- Attended Waxahachie High School in Texas.
- Rated by ESPN as the No. 6 overall wide receiver recruit in the nation and one of its 10 best players in the state of Texas
- His father, Montae Reagor, played nine seasons in the NFL and was a member of the 2006 Indianapolis Colts who won Super Bowl XLI.

JALEN REAGOR STATISTICS

POS: WR HT: 5-11 WT: 197 LBS YEAR: 5TH ACQ: FA-23 COLLEGE: TCU BORN: 1/2/1999

REGULAR SEASON OFFENSIVE STATISTICS

Year	Team	GP/GS	NO	RUSHING				NO	RECEIVING			
				YDS	AVG	LG	TD		YDS	AVG	LG	TD
2020	Eagles	11/11	4	26	6.5	19	0	31	396	12.8	55	1
2021	Eagles	17/13	10	32	3.2	12	0	33	299	9.1	34	2
2022	Vikings	17/0	4	25	6.3	17	0	8	104	13.0	38	1
2023	Patriots	11/1	1	17	17.0	17	0	7	138	19.7	39	0
Totals – 4 Years		56/25	19	100	5.3	19	0	79	937	11.9	55	4

REGULAR SEASON RETURNING STATISTICS

Year	Team	G/S	NO.	KICK RETURNS				NO	PUNT RETURNS				
				YDS	AVG	LG	TD		NO	FC	YDS	AVG	LG
2020	Eagles	11/11	0	0	0	0	0	4	4	94	23.5	73t	1
2021	Eagles	17/3	12	255	21.3	44	0	31	15	227	7.3	39t	0
2022	Vikings	17/0	0	0	0	0	0	26	14	167	6.4	25t	0
2023	Patriots	11/1	7	221	31.6	98t	1	0	0	0	0.0	0	0
Totals – 4 Years		56/25	19	476	25.1	98t	1	61	33	488	8.0	73t	1

POSTSEASON OFFENSIVE STATISTICS

Year	Team	GP/GS	NO	RUSHING				NO	RECEIVING			
				YDS	AVG	LG	TD		YDS	AVG	LG	TD
2021	Eagles	1/1	0	0	0.0	0	0	1	2	2.0	2	0
2022	Vikings	1/0	0	0	0.0	0	0	0	0	0	0	0
Totals – 2 Years		2/1	0	0	0.0	0	0	1	2	2.0	2	0

POSTSEASON RETURNING STATISTICS

Year	Team	G/S	NO.	KICK RETURNS				NO	PUNT RETURNS				
				YDS	AVG	LG	TD		NO	FC	YDS	AVG	LG
2021	Eagles	1/1	0	0	0.0	0	0	5	1	35	7.0	31t	0
2022	Vikings	1/0	0	0	0.0	0	0	1	1	0	0.0	0t	0
Totals – 2 Years		2/1	0	0	0.0	0	0	6	2	35	7.0	31t	0



SAM ROBERTS

 **96** | DEFENSIVE TACKLE

HT: 6-5 | **WT:** 300 | **Born:** 4/14/1998 | **Exp. (NFL/Patriots):** 3/3
GP/GS (Playoffs): 12/1 (0/0) | **Accq:** D6b-22 (200th)
College: Northwest Missouri State | **Hometown:** Waynesville, Mo.

CAREER TRANSACTIONS

Sam Roberts was drafted by the New England Patriots in the sixth round (200th overall) of the 2022 NFL Draft.

SEASONAL REVIEWS

2023 (7/1)

- Played in seven games with one start and finished with 5 tackles (2 solo, 3 assists). Was inactive for nine games and dressed but didn't play in one game.
- Made his season debut and first career start at New York Jets (9/24) and tallied 2 tackles. Part of a defensive unit that held the Jets to just 38 rushing yards.

2022 (5/0)

- Played in five games and recorded two tackles (1 solo, 1 assist).
- Was inactive for 12 games.
- Was active for his first game of the season at Green Bay (10/2). Made his NFL debut on the last play of the game on Green Bay's game-winning field goal.
- Saw his first action on defense vs. Detroit (10/9). Had 1 tackle.
- Part of the defensive unit that held Cleveland (10/16) to 70 rushing yards. It was the first time in 2022 the Browns had less than 170 rushing yards.

COLLEGE

- Named the Cliff Harris Award Winner in 2021, given to the best defensive player in NCAA Division II.
- D2CCA Super Region 3 and MIAA defensive player of the year in 2021.
- Captured first-team All-America honors from the D2CCA and AFCA.
- Helped guide Northwest Missouri State to a No. 2 national ranking in scoring defense (12.1 points allowed per game) and No. 4 in the country in total defense (223.6 yards allowed per game).
- Played in 50 college games and finished with 184 total

UPDATED STATISTICS

Click or scan on the QR Code to access updated statistical information.



EXTRA POINTS

- In 2021 Sam Roberts won the Cliff Harris Award, given to the best defensive player in NCAA Division II. The Patriots have three players on the roster that have earned that award. Jabrill Peppers won in 2016, and Kyle Dugger earned the honor in 2019.

tackles, 18½ sacks, 6 passes defended, 2 forced fumbles and 1 interception.

- Credited with 5 quarterback sacks and 3 blocked kicks as a junior in 2019.
- Credited with 7 tackles in the NCAA playoff game at Ferris State (11/24) as a sophomore in 2018.
- All-MIAA Honorable Mention as a freshman in 2017 after appearing in all 12 games.
- Redshirted in 2016.

PERSONAL


- Samuel Roberts was a two-time all-state performer at Waynesville High School.
- Earned first team All-SWMO honors as a senior on the defensive line.
- Named first team all-conference honors twice on the defensive line and named to the second team on the offensive line as a senior.
- Earned first team all-district honors as a junior.
- Played for coach Brad Drehle.
- Son of Samuel and Tanya Roberts.

SAM ROBERTS STATISTICS

POS: DT HT: 6-5 WT: 300 LBS YEAR: 3RD ACQ: D6B-22 (200TH) COLLEGE: N.W MISSOURI STATE BORN: 4/14/98

REGULAR SEASON DEFENSIVE STATISTICS

Year	Team	G/S	TACKLES					YDS	NO	INTERCEPTIONS					MISCELLANEOUS					
			TT	UT	A	S	YDS			YDS	AVG	LG	TD	PD	FF	FR	YDS	TD	SPT	
2022	Patriot	5/0	2	1	1	0.0	0.0	0	0	0.0	0	0	0	0	0	0	0	0	0	0
2023	Patriots	7/1	5	2	3	0.0	0.0	0	0	0	0	0	0	0	0	0	0	0	0	
Totals - 2 Year		12/1	7	3	4	0.0	0.0	0	0	0.0	0	0	0	0	0	0	0	0	0	



CHAD RYLAND



HT: 6-0 | **WT:** 195 | **Born:** 10/15/1999 | **Exp. (NFL/Patriots):** 2/2
GP/GS (Playoffs): 17/0 (0/0) | **Acq:** D4b-23 (112th)
College: Maryland | **Hometown:** Lebanon, Pa.

PRONOUNCED RYE-lind CAREER TRANSACTIONS

Chad Ryland was drafted by the New England Patriots in the fourth round (112th overall) of the 2023 NFL Draft.

SEASONAL REVIEWS

2023 (17/0)

- Played in all 17 games and finished 16-for-25 on field goal attempts, with a long of 56 yards, and 24-of-25 on extra points for 72 total points. He also handled kickoffs for New England with 39 touchbacks on 60 kickoffs.
- Made his NFL debut handling the kickoff and extra point duties for New England vs. Philadelphia (9/10). Went 2-for-2 on point after tries.
- Handled kickoff and field goal duties for New England vs. Miami (9/17). Made his first NFL field goal in the second quarter on a 49-yard attempt.
- Connected on a 48-yard field goal in the first quarter and a 51-yard field goal in the third quarter at the New York Jets (9/24) in rainy and windy conditions in a 15-10 win.
- Connected on all three of his field goals (30, 24 and 49) despite the high winds vs. Buffalo (10/22) in a 29-25 win.
- Connected on a career-long 56-yard field goal at Denver (12/24) with seven seconds to play to give the Patriots a 26-23 lead. His previous best was a 51-yard field goal at the New York Jets on Sept. 24. It is the fifth-longest field goal in team history.

COLLEGE

- Transferred to Maryland in 2022 after four seasons at Eastern Michigan (2018-22).
- Named 2022 Second Team All-Big Ten, 2023 Reese's Senior Bowl Invitee, named to 2022 Lou Groza Award Watch List.
- Started in all 13 games at kicker as a Second Team All-Big Ten selection. Made 19-of-23 field goals, an 82.6-percentage, including a perfect 9-for-9 from under 40 yards.
- EMU's career leader in PATs made (141) and PATs attempted (145) at EMU. Connected on 56 field goals, which ranks

UPDATED STATISTICS

Click or scan on the QR Code to access updated statistical information.



EXTRA POINTS

- K Chad Ryland connected on a career-long 56-yard field goal with seven seconds to play to give the Patriots a 26-23 lead at Denver on Dec. 24, 2023. It is the fifth-longest field goal in team history.

LONGEST FIELD GOALS IN PATRIOTS HISTORY

Player	Field Goal
Stephen Gostkowski	62 yards at Oakland (11/19/2017)
Stephen Gostkowski	58 yards vs. Carolina (10/01/2017)
Stephen Gostkowski	57 yards at Dallas (10/11/2015)
Adam Vinatieri	57 yards at Chicago (11/10/2002)
Chad Ryland	56 yards at Denver (12/24/2023)

second in program history.

- Holds the EMU career points scored record with 309 as well as EMU's single-game record with five FGs made in 2021 vs. WMU.

PERSONAL

- Full name: Chad Michael Ryland.
- Son of Todd and Debra Ryland.
- Earned a supply Chain Management degree from Eastern Michigan.
- Played soccer, baseball and football in high school.
- Ranked as a five-star kicker and 24th in the nation for the class of 2018 by Kohl's kicking. Was a two-time all-county and all-league kicker.

CHAD RYLAND STATISTICS

POS: K HT: 6-0 WT: 195 LBS YEAR: 2nd ACQ: D4B-23 (112th) COLLEGE: MARYLAND BORN: 10/15/99

REGULAR SEASON STATISTICS

Year	Team	G	FIELD GOALS					Overall	Pct.	PATs		Pts.
			1-29	30-39	40-49	50+	Made			Att		
2023	Patriots	17	4-4	5-7	5-10	2-4	16-25	64.0	24	25	72	
Totals - 1 Year		17	4-4	5-7	5-10	2-4	16-25	64.0	24	25	72	



BRENDEN SCHOOLER

 **41** | SAFETY

HT: 6-2 | **WT:** 210 | **Born:** 5/30/1997 | **Exp. (NFL/Patriots):** 3/3
GP/GS (Playoffs): 33/0 (0/0) | **Acq:** FA-22
College: Texas | **Hometown:** Dana Point, Calif.

CAREER TRANSACTIONS

Brenden Schooler was signed by the New England Patriots as a rookie free agent on May 9, 2022.

SEASONAL REVIEWS

2023 (17/0)

- Played in all 17 games and recorded a team-leading 13 special teams tackles, 2 fumble recoveries and 1 blocked field goal. His 13 special teams tackles were tied for the second-most in the NFL.
- Reached double-digit special teams tackles in 2023 with 13 for the second straight season.
- Was named to the NFLPA All-Pro Team on the special teams.
- Had at least 2 special teams tackles in three games.
 - vs. Buffalo (10/22)
 - at Miami (10/29)
 - vs. Washington (11/5)
- Contributed to the special teams unit vs. Miami (9/17) and blocked a 49-yard field goal attempt in the third quarter for his first career field goal block. Also had a strong rush that helped force a missed field goal later in the game on 55-yard attempt.
- Saw action on the final play of the game vs. Buffalo (10/22) on defense in a desperation Hail Mary attempt on the final play and recovered a fumble forced by LB Mack Wilson Sr. to seal the 29-25 win.
- Lined up for a second quarter punt return vs. Kansas City (12/17). It was the first time he lined up for a punt return in his career.

Was in on the final play on defense in a Hail Mary attempt at Denver (12/24) in a 26-23 win.

2022 (16/0)

- Made the 53-man roster as a rookie free agent and played in 16 regular season games exclusively on special teams, registering a team-high 14 special teams tackles, including 11 solo special teams tackles (tied for second in the NFL), and 2 fumble recoveries on the punt team.
- Named to the PFWA All-Rookie team as a special teams player.
- Was inactive due to injury at Buffalo (1/8).
- Made his NFL debut in the season opener at Miami (9/11). Played on the special teams unit.
- Recovered a fumble by WR Gunner Olszewski on a punt in the third quarter at Pittsburgh (9/18) to set up a first-and-goal situation for the Patriots on a series that ended with a

UPDATED STATISTICS

Click or scan on the QR Code to access updated statistical information.



HONORS & AWARDS

- 2023:** NFLPA All-Pro Team (special teams)
- 2022:** PFWA All-Rookie Team (special teams)

2-yard touchdown run by RB Damien Harris.

- Recorded his first special teams tackle at Green Bay (10/2).
- Recovered his second fumble on the punt return team when he recovered a muffed punt return by WR Chester Rogers in the fourth quarter at Cleveland (10/16). It gave the offense the ball on Cleveland's 19-yard line, where they scored on the very next play. Had two special teams solo tackles.
- Recovered CB Jonathan Jones blocked punt in the second quarter vs. Indianapolis (11/6) at the Indianapolis 8-yard line and returned it 6 yards to the 2-yard line. The drive resulted in a 3-yard touchdown pass from QB Mac Jones to RB Rhamondre Stevenson. Also had 2 special teams tackles.
- Made a key block in DB Marcus Jones 84-yard game-winning punt return for a touchdown vs. N.Y. Jets (11/20). Had one solo tackle.

COLLEGE

- Started his college career at Oregon where he played safety and made 74 total tackles with 4 interceptions. Moved to wide receiver and caught 20 passes for 274 yards as a sophomore.
- Transferred to Arizona but when the PAC-12 suspended games, he moved to Texas.
- He transferred to Texas as a graduate transfer where he played receiver for 1 season before moving back to safety in 2021.
- Had a total of 143 tackles and four interceptions and 55 receptions for 661 yards during his career.
- Earned PAC-12 All-Conference First Team honors in 2017 and 2018 for his special teams contributions.

PERSONAL

- Played his senior season of high school football at Mission Viejo in 2015 after playing at Trabuco Hills High School.
- Spent his first two high school seasons at Dana Hills High School.

BRENDEN SCHOOLER STATISTICS

POS: S HT: 6-2 WT: 210 LBS YEAR: 3RD ACQ: FA-22 COLLEGE: TEXAS BORN: 5/30/97

REGULAR SEASON DEFENSIVE STATISTICS

Year	Team	G/S	TACKLES					INTERCEPTIONS					MISCELLANEOUS							
			TT	UT	A	S	YDS	NO	YDS	AVG	LG	TD	PD	FF	FR	YDS	TD	SPT		
2022	Patriots	16/0	0	0	0	0	0.0	0	0	0.0	0	0	0	0	0	0	0	0	0	14
2023	Patriots	17/0	0	0	0	0	0.0	0	0	0.0	0	0	0	0	0	0	1	0	0	13
Totals – 2 Years		33/0	0	0	0	0	0.0	0	0	0.0	0	0	0	0	0	0	1	0	0	27

Additional Statistics: Two Special Teams Fumble Recoveries- at Pittsburgh (9/18/22) and at Cleveland (10/16/22).





JOEY SLYE



13 | KICKER

HT: 5-11 | **WT:** 213 | **Born:** 4/10/1996 | **Exp. (NFL/Patriots):** 6/1
GP/GS (Playoffs): 78/0 (0/0) | **Acq:** FA -24
College: Virginia Tech | **Hometown:** North Stafford, Va.

CAREER TRANSACTIONS

Joey Slye was signed by the New England Patriots as a free agent on May 2, 2024 ... Originally signed by N.Y. Giants as a rookie free agent (5/6/19) ... Released by N.Y. Giants (5/14/19) ... Signed by N.Y. Giants (7/24/19) ... Released by N.Y. Giants (7/27/19) ... Signed by Carolina (8/1/19) ... Re-Signed by Carolina (2/6/20) ... Re-signed by Carolina (1/5/21) ... Released by Carolina (8/28/21) ... Signed by Houston to the practice squad (9/7/21) ... Elevated by Houston to the active roster from the practice squad (9/11/21) ... Reverted back to the Houston practice squad (9/13/21) ... Elevated by Houston to the active roster from the practice squad (9/18/21) ... Reverted back to the Houston practice squad (9/20/21) ... Signed by Houston to the 53-man roster from the practice squad (9/23/21) ... Released by Houston (9/30/21) ... Signed by San Francisco (10/5/21) ... Released by San Francisco (11/2/21) ... Signed by Washington (11/9/21) ... Re-signed by Washington as an unrestricted free agent (4/11/22) ... Signed by Jacksonville as an unrestricted free agent from Washington (3/18/24) ... Released by Jacksonville (4/30/24).

SEASONAL REVIEWS

2024 (17/0 – WASHINGTON)

- Handled all kickoffs, field goals and extra points and connected on 19-of-24 field goals and 32-of-35 extra points. Also had 64 touchbacks on 69 kickoffs.
- In Week 8 in a game vs. Philadelphia (10/29), he connected on a career-long and a franchise record 61-yard field goal in the second quarter.

2023 (17/0 – WASHINGTON)

- Played in all 17 games and handled kickoffs, field goals and extra points. Connected on 25-of-30 field goals and 24-of-28 extra points and had 60 touchbacks on 74 kickoffs.
- Was named NFC Special Teams Player of the Week in a Week 10 game vs. Philadelphia (11/14) when he helped lead his team to a win after connecting on all four field goals, including a 55 and 58-yard field goal.
- Was named NFC Special Teams Player of the Month for November after finishing 10-of-10 and 7-of-8 on extra points.

2021 (6/0 – WASHINGTON)

- Was signed by Washington on Nov. 9 and played in six games, connecting on all 12 of his field goal attempts and 9 of his 10 extra point attempts.
- Suffered an injury vs. Seattle (11/29) and was placed on injured reserve before being activated back to the 53-man roster on Dec. 25.

UPDATED STATISTICS

Click or scan on the QR Code to access updated statistical information.



HONORS & AWARDS

- 2019:** NFC Special Teams Player of the Week (Wk 4)
- 2022:** NFC Special Teams Player of the Week (Wk 10), NFC Special Teams Player of the Month (November)

2021 (3/0 – SAN FRANCISCO)

- Was signed by San Francisco on Oct. 5 following an injury to Robbie Gould and played in three games for the 49ers before being released on Nov. 2.
- Connected on 7-of-8 field goals and 2-of-4 extra points.

2021 (3/0 – HOUSTON)

- Joined the Houston practice squad after being released by Carolina at the end of training camp.
- Was elevated to the active roster from the practice squad for two games before being signed to the 53-man roster.
- In three games with Houston he connected on 4-of-5 field goals and 7-of-8 extra points.

2020 (16/0 – CAROLINA)

- Played in all 16 games and made 29-of-36 field goals, 33-of-36 extra points for 120 total points. Also had 71 touchbacks on 78 kickoffs.
- In Week 7 at New Orleans (10/25), Slye attempted an NFL record 65-yard field goal with 1:55 remaining in the 4th quarter, but was short by a few inches as the Panthers lost 27–24. Two weeks at Kansas City (11/8), Slye missed another record attempt, this time from 67 yards as time

2019 (16/0 – CAROLINA)

- Originally was signed by the New York Giants as a rookie free agent and signed with Carolina after being released by the Giants.
- Played in all 16 games and made 25-of-32 field goals and 31-of-35 extra points for 106 total points. Also handled kickoff duties with 66 of 69 kicks going for touchbacks.
- Tallied a season-high 14 points by connecting on all four field-goal attempts and two extra points at New England (10/21). Kicked a season-long 54-yard field goal.
- Made his NFL debut vs. L.A. Rams (9/8), missing his first career field goal attempt from 53 yards out but hitting his

SINGLE-GAME CAREER HIGHS

REGULAR SEASON:

Extra Points Made:	5	at Arizona (9/22/19)
Extra Points Att:	5	vs. Jacksonville (10/6/19) at Arizona (9/22/19)
Field Goals Made:	5	at L.A. Chargers (9/27/20)
Field Goals Att.:	5	at Chicago (10/31/21) at L.A. Chargers (9/27/20) at Tampa Bay (10/13/19)
Long:	61	vs. Philadelphia (10/29/23)
Points:	16	at L.A. Charger (9/27/20)

next two tries from 46 and 52 yards out while making all three of his extra point attempt.

- Named the National Football Conference (NFC) Special Teams Player of the Week for Week 4 at Houston (9/29) after making all three field goals, including a 55-yarder.

COLLEGE

- Slye played four seasons for the Virginia Tech Hokies, opting to join the team as a walk-on over a scholarship offer from James Madison.
- He made 78 of 108 field goal attempts (72.2 percent) and 169 of 172 of extra point attempts (98.3 percent).

PERSONAL

- Slye was born in Albuquerque, New Mexico but grew up in Stafford, Virginia.
- Attended North Stafford High School, where he played high school football.
- Slye was named all-state as both a kicker and as a line-backer for the Wolverines.
- Married to wife, Brittany.

JOEY SLYE STATISTICS

POS: K HT: 5-11 WT: 213 LBS YEAR: 6TH ACQ: FA- 24 COLLEGE: VIRGINIA TECH BORN: 4/10/96

REGULAR SEASON STATISTICS

Year	Team	G	FIELD GOALS										PATs				
			1-29	Pct	30-39	Pct	40-49	Pct	50+	Pct	Overall	Pct.	Lg	Made	Att	2-Pt	Pts.
2019	Panthers	16	14-5	80.0	5-5	100.0	8-11	72.7	8-11	72.7	25-32	78.1	55	31	35	0	106
2020	Panthers	16	11-12	91.7	10-10	100.0	7-8	87.5	1-6	16.7	29-36	80.6	56	33	36	0	120
2021	Texans	3	2-2	100.0	0-0	0.0	1-2	50.0	1-1	100.0	4-5	80.0	53	7	8	0	19
2021	49ers	3	1-1	100.0	2-2	100.0	2-3	66.7	2-2	100.0	7-8	87.5	56	2	4	0	23
2021	Commanders	6	6-6	100.0	3-3	100.0	2-2	100.0	1-1	100.0	12-12	100.0	55	9	12	0	45
2022	Commanders	17	9-9	100.0	4-5	80.0	8-10	80.0	4-6	66.7	25-30	83.3	58	24	28	0	99
2023	Commanders	17	2-3	66.7	7-7	100.0	7-9	77.8	3-5	60.0	19-24	79.2	51	32	35	0	89
Totals – 5 Years		78	35-38	92.1	31-32	96.9	35-45	77.8	20-32	62.5	121-147	82.3	61	138	156	0	501

Additional Statistics: Special Teams Tackles - Career (8); 2019 (1), 2020 (2), 2021 (2), 2022 (2), 2023 (1)



JUJU SMITH-SCHUSTER

 **7** | WIDE RECEIVER

HT: 6-1 | **WT:** 215 | **Born:** 11/22/1996 | **Exp. (NFL/Patriots):** 8/2
GP/GS (Playoffs) 90/72 (6/5) | **Acq:** UFA (KC)-23
College: Southern California | **Hometown:** Long Beach, Calif.



PRO BOWLS: 18



SUPER BOWLS: 22

CAREER TRANSACTIONS

JuJu Smith-Schuster was signed by the New England Patriots as an unrestricted free agent from Kansas City on March 17, 2023 ... Originally drafted by Pittsburgh in the second round (62nd overall) of the 2017 NFL Draft ... Re-signed by Pittsburgh as an unrestricted free agent (3/19/21) ... Signed by Kansas City as an unrestricted free agent from Pittsburgh (3/21/22).

SEASONAL REVIEWS

2023 (11/7)

- Appeared in 11 games with seven starts and finished with 29 receptions for 260 yards (9.0 avg) and 1 touchdown. Was inactive for four games due to injury - at Las Vegas (10/15), vs. Buffalo (10/22), vs. Kansas City (12/17) and at Denver (12/24) - before being placed on the injured reserve list on Dec. 30.
- Made his Patriots debut in the season opener, starting at wide receiver vs. Philadelphia (9/10). Recorded 4 receptions for 33 yards.
- Saw action in the fourth quarter at Miami (10/29) after missing two games due to an injury. Found the end zone on a 3-yard pass from QB Mac Jones on fourth down midway in the fourth quarter for his first touchdown with the Patriots.
- Had 51 receiving yards on a season-high 6 receptions vs. Washington (11/5).
- Finished with 4 receptions for a season-high 90 yards at Pittsburgh (12/7). Set up the first Patriots touchdown with a season-long 37-yard reception from QB Bailey Zappe in the first quarter.

2022 (16/14, 3/2 – KANSAS CITY)

- Signed with Kansas City as an unrestricted free agent on March 21.
- Played in 16 games with 14 starts and recorded 78 receptions for 933 yards and 3 touchdowns.
- Eclipsed 100 yards receiving two times:
 - Week 7 at San Francisco (124)
 - Week 6 vs. Buffalo (113)
- Totaled 7 receptions for 124 yards and 1 touchdown at San Francisco (10/23).
- Played in three postseason games, including a start in Super Bowl LVII vs. Philadelphia (2/12) and finished with 10 receptions for 89 yards.
- Recorded 5 receptions for 113 yards and 1 touchdown vs. Buffalo (10/16).
- Started in Super Bowl LVII vs. Philadelphia (2/12) and finished with 7 receptions for 53 yards.

EXTRA POINTS

- JuJu Smith-Schuster was originally born as simply John Smith. The origin of the nickname came from JuJu's aunt when he was just a few years old. His aunt originally began calling him John-John but quickly switched it to JuJu, which permanently stuck. When he was just eight years old, Smith-Schuster changed his name in football program listings in 2012 from "John" to "JuJu." When he was 18 he legally changed his last name from "Smith" to "Smith-Schuster" as a tribute to his stepfather who helped raise him. He told the Los Angeles Times the last name change just felt like the right thing for him to do.
- Smith-Schuster grew up playing in the Snoop Youth Football League, founded by famous rapper Snoop Dogg. Snoop Dogg served as a coach in the league and even coined the nickname "SportsCenter" for Smith-Schuster.

UPDATED STATISTICS

Click or scan on the QR Code to access updated statistical information.



SINGLE-GAME CAREER HIGHS

REGULAR SEASON:

Receptions: 13	Two Times: Most Recent: at Denver (11/25/2018)
Receiving Yards: 193	at Detroit (10/29/17)
Receiving TDs: 2	Two Times: Most Recent: at New York Giants (9/14/20)
Long: 97t	Two Times: Most Recent: at Denver (11/25/18)

2021 (5/5, 1/1 – PITTSBURGH)

- Was limited to playing and starting in just the first five games of the regular season due to an injury which placed him on injured reserve.
- Returned to action in the Wild Card game at Kansas City and recorded 5 receptions for 26 yards.
- Finished the season with 20 receptions for 155 yards.

2020 (16/14, 1/1 – PITTSBURGH)

- Played in 16 games with 14 starts and recorded 97 receptions for 831 yards and a career-high 9 touchdowns.

100-YARD CAREER GAMES

REGULAR SEASON:

YARDS	OPPONENT	DATE
193	at Detroit	10/29/17
189	at Denver	11/25/18
157	vs. Cleveland	1/10/21
130	at Oakland	12/9/18
124	at San Francisco	10/23/22
121	vs. Kansas City	9/16/18
119	at Cleveland	9/9/18
116	at Tampa Bay	9/24/18
115	at New Orleans	12/23/18
114	vs. New England	12/17/17
113	vs. Buffalo	10/16/22
111	at Cincinnati	10/14/18
104	at Jacksonville	11/18/18
103	vs. Miami	10/28/19

POSTSEASON:

143	vs. Cleveland	12/31/17
-----	---------------	----------

HONORS & AWARDS

2018: Pro Bowl

2017: PFWA All-Rookie Team, AFC Offensive Player of the Week (Wk 8 and Wk 17)

- Ranked fifth in the AFC and ninth in the NFL in receptions. Tied for fourth in the AFC and ninth in the NFL with his 9 receiving touchdowns.
- Eclipsed 100 yards receiving one time:
 - Wild card game vs. Cleveland (157)
- Opened the season at N.Y. Giants (9/14) with 6 receptions for 69 yards and 2 touchdowns. It was his second two-touchdown game.
- Had 9 receptions for 96 yards vs. Indianapolis (12/27).
- Finished with 13 receptions for 157 yards and 1 receiving touchdown in the Wild Card game vs. Cleveland (1/10). The 13 receptions ranked tied for fourth in NFL postseason history.

2019 (12/12 – PITTSBURGH)

- Played in 12 games with 12 starts and recorded 42 receptions for 552 yards and 3 touchdowns.
- Missed four games due to injury.
- Eclipsed 100 yards receiving one time:
 - Week 8 vs. Miami (103)
- Had 5 receptions for 103 yards, including a 34-yard touchdown vs. Miami (10/28).
- Recorded a 76-yard touchdown reception at San Francisco (9/22/19).

2018 (16/13 – PITTSBURGH)

- Played in 16 games with 13 starts and finished with 111 re-

SETTING RECORDS

- Only NFL player since the 1970 merger to register at least 250 receptions, 3,300 receiving yards and 21 receiving TDs before his 24th birthday.
- Youngest player in NFL history to reach 2,500 career receiving yards
- Amassed 5 TD catches before turning 21, the most in NFL history by a player before his 21st birthday.

ceptions for 1,426 yards and seven touchdowns.

- Eclipsed 100 yards receiving eight times:
 - Week 16 at New Orleans (115)
 - Week 14 at Oakland (130)
 - Week 12 at Denver (189)
 - Week 11 at Jacksonville (104)
 - Week 6 at Cincinnati (111)
 - Week 3 at Tampa Bay (116)
 - Week 2 vs. Kansas City (121)
 - Week 1 at Cleveland (119)
- Tallied 27 receptions for 356 yards and a touchdown in the first three games of the season.
- Had his first two touchdown reception game at Oakland (12/9). Finished the game with 6 receptions for 69 yards and 2 touchdowns.
- Finished with 13 receptions for 189 yards and a touchdown at Denver (11/25).

2017 (14/7, 1/1 – PITTSBURGH)

- Saw action in 14 games with seven starts in the regular season and one start in the postseason. Tallied 58 receptions for 917 yards and 7 touchdowns.
- Eclipsed 100 yards receiving three times:
 - Week 17 vs. Cleveland (143)
 - Week 14 vs. New England (114)
 - Week 12 at Detroit (193)
- Led all NFL rookies and set a franchise record for receiving yards by a rookie with 917 in the regular season. Also led all rookies in touchdown catches (7) and receptions of 40-plus yards (6).
- Had 3 receptions for 16 yards and 1 touchdown vs. Minnesota (9/17). At just 20 years old on game day, he became the youngest player to score a touchdown in the NFL since Chicago's Andy Livingston in 1964.
- Set a career high in receiving yards with 193 at Detroit (10/29). Had 7 receptions for 193 yards and 1 touchdown.
- Named AFC Offensive Player of the Week at Detroit (10/29) after a seven reception, 193-yard effort that included a 87-yard touchdown reception.
- Recorded a kickoff return for a touchdown and a touchdown reception vs. Cleveland (12/31) and was named AFC Special Teams Player of the Week.
- Caught a 4-yard touchdown pass in the divisional playoff game vs. Jacksonville (1/14).

COLLEGE

- Saw action in 40 games with 39 starts at USC (2014-16). Totaled 213 receptions for 3,092 yards and 25 touchdowns and 12 100-receiving yard games.
- Named first-team All-Pac-12 in 2015 and earned second-team All-Pac-12 honors in 2014 and 2016.
- Started 13 games and recorded 70 receptions for 914 yards and 10 touchdowns in 2016.
- Earned second-team All-American honors by the AP, SI.com and Sporting News as he led the Pac-12 in receiving yards (1,454) which were the third-most in single-season school history.
- Started 14 games and posted 89 receptions for 1454 receiving yards and 10 touchdowns in 2015.
- Played in 13 games and started in 12, tallied 54 receptions for 724 yards and five touchdowns.

PERSONAL

- Attended Long Beach Polytechnic High School and played wide receiver and safety. This is the same high school Pa-

triot's Hall of Famer Willie McGinest attended.

- As a senior, named to the Prep Start All-American Dream Team, and named Cal-Hi Sports All-State first-team, All-CIF Pac-5 Division, Los Angeles Times All-Area, Orange County Register Feb 15 first-team, Long Beach Press-Telegram Dream Team and All-Moore League Player of the Year.
- As a junior, named Cal-Hi Sports California Junior of the Year, and named Cal Hi Sports All-State first team, Max Preps All-State Division I first-team, ALL-CIF Pac-5 Division Co-Offensive Player of the Year, Los Angeles Time All-Area and Long Beach Press Telegram All-Area Player of the Year.

JUJU SMITH-SCHUSTER STATISTICS

POS: WR HT: 6-1 WT: 215 LBS YEAR: 8TH ACQ: UFA (KC)-23 COLLEGE: SOUTHERN CALIFORNIA BORN: 11/22/96

REGULAR SEASON OFFENSIVE STATISTICS

Year	Team	G/S	NO	RECEIVING				NO	YDS	RUSHING		
				YDS	AVG	LG	TD			YDS	AVG	LG
2017	Steelers	14/7	58	917	15.8	97t	7	0	0	0.0	0	0
2018	Steelers	16/13	111	1426	12.8	97t	7	1	13	13.0	13	0
2019	Steelers	12/12	42	552	13.1	76t	3	0	0	0.0	0	0
2020	Steelers	16/14	97	831	8.6	31t	9	0	0	0.0	0	0
2021	Steelers	5/5	15	129	8.6	24	0	3	9	3.0	3t	1
2022	Chiefs	16/14	78	933	12.0	53	3	0	0	0.0	0	0
2023	Patriots	11/7	29	260	9.0	37	1	0	0	0.0	0	0
Totals – 7 Years		90/72	430	5,048	11.7	97t	30	4	22	5.5	13	1

Additional Statistics: 9 kickoff returns for 240 yards with a 96-yard touchdown return vs. Cleveland on Dec. 31, 2017

POSTSEASON OFFENSIVE STATISTICS

Year	Team	G/S	NO	RECEIVING				NO	YDS	RUSHING		
				YDS	AVG	LG	TD			YDS	AVG	LG
2017	Steelers	1/1	3	5	1.7	4t	1	0	0	0.0	0	0
2020	Steelers	1/1	13	157	12.1	33	1	0	0	0.0	0	0
2021	Steelers	1/1	5	26	5.2	7	0	0	0	0.0	0	0
2022	Chiefs	3/2	10	89	8.9	16	0	0	0	0.0	0	0
Totals – 4 Years		6/5	31	277	8.9	33	2	0	0	0.0	0	0

Additional Statistics: 1 kickoff return for 23 yards vs. Jacksonville on Jan. 14, 2018.



SIDY SOW

 **62 | GUARD**

HT: 6-5 | **WT:** 318 | **Born:** 6/10/1998 | **Exp. (NFL/Patriots):** 2/2
GP/GS (Playoffs) 15/13 (0/0) | **Acq:** D4c-23 (117th)
College: Eastern Michigan | **Hometown:** Bromont, Quebec

PRONOUNCED *sih-TEE SEW* **CAREER TRANSACTIONS**

Sidy Sow was drafted by the New England Patriots in the fourth round (117th overall) of the 2023 NFL Draft.

SEASONAL REVIEWS

2023 (15/13)

- Appeared in 15 games and started in 13 at right guard. Also saw significant time on special teams on the field goal and extra point units.
- Worked at tackle and guard during the preseason.
- Only committed one penalty all year.
- Missed two games due to injury, vs. Miami (9/17) and at N.Y. Jets (9/17).
- Made his first career start at right guard due to an injured Mike Onwenu in the season opener vs. Philadelphia (9/10).
- Saw action on the field goal unit at Dallas (10/1) after missing two games due to injury.
- Took over as the starter at right guard at Las Vegas (10/15) when OL Mike Onwenu was moved to right tackle.
- Started at right guard at Miami (10/29). Antonio Mafi substituted in for Sow for a series in the fourth quarter.
- Moved from right guard to left tackle when Mafi entered the game at right guard following an injury to left tackle Vederian Lowe vs. the N.Y. Jets (1/7).

COLLEGE

- Earned First-team All-MAC accolades, appearing and starting in all 13 games for the Eagles at left guard.
- Became Eastern Michigan's all-time leader in games

UPDATED STATISTICS

Click or scan on the QR Code to access updated statistical information.



- played (57) and games started (55).
- Ended his college career with 49 consecutive starts.
- Anchored EMU's experienced group in the trench and helped turn the EMU offense into one of the best scoring units in the Mid-American Conference in 2021.

HIGH SCHOOL

- Attended Joseph-Hermas Leclerc High School.
- Also played football at Champlain College Lennoxville.
- Was a two-time member of Team Quebec and Team Canada for football.
- Named a team captain of Team Quebec in 2015, guiding them to a Canadian Cup Championship.
- Played in the 2016 International Bowl for Team Canada at AT&T Stadium, home of the Dallas Cowboys.
- Also was named team captain.

PERSONAL

- Full name: Cheikhe Sidy Sow.
- Son of Vicky Lavalliere.
- Has two sisters, Yacine Sow and Bryana Tabet-Lavalliere.
- Criminal justice major.

PLAYERS



RHAMONDRE STEVENSON



38 | RUNNING BACK

HT: 6-0 | **WT:** 227 | **Born:** 2/23/1998 **Exp. (NFL/Patriots):** 4/4
GP/GS (Playoffs): 41/21 (1/0) **Acq:** D4-21 (120th)
College: Oklahoma | **Hometown:** Las Vegas, Nev.

PRONOUNCED ruh-MON-dray

CAREER TRANSACTIONS

Rhamondre Stevenson was drafted by the New England Patriots in the fourth round (120th overall) of the 2021 NFL Draft.

SEASONAL REVIEWS

2023 (12/12)

- Played and started in 12 games and recorded 619 rushing yards on 156 carries (4.0 avg) with 4 rushing touchdowns and 238 receiving yards on 38 receptions.
- Was inactive due to injury for three games of the season - at Pittsburgh (12/7), vs. Kansas City (12/17) and at Denver (12/24) - before being placed on injured reserve on Dec. 27.
- Compiled three straight games with 100 total yards:
 - Week 9 vs. Washington (129 - 87 rush, 42 rec.)
 - Week 12 vs. Indianapolis (102 - 88 rush, 14 rec.)
 - Week 13 at N.Y. Giants (107 - 98 rush, 9 rec.)
- Started a crucial 2-minute drive in the fourth quarter with a 34-yard reception and had a 10-yard rush that put the Patriots inside the Bills 10-yard line, which led to a TE Mike Gesicki touchdown to take the lead with 12 seconds left in the game vs. Buffalo (10/22) in a 29-25 win.
- Took a handoff from QB Mac Jones on a 1st-and-10 in the second quarter vs. Washington (11/5) where he took it 64 yards for a touchdown. It marked his longest career rush and rushing touchdown and gave the Patriots a 17-10 lead. He now has three touchdown runs of at least 30 yards in his career. Finished the game with 9 carries for 87 yards for a 9.7-yard average, the highest average of his career and the third time he has at least a 9.0-yard average.
- Had a season-high 98 yards rushing at New York Giants (11/26), and with 9 receiving yards, he finished with 107 scrimmage yards and a touchdown that came in the third quarter. He became only the second Patriots player in the last 10 seasons to have three straight games of at least 100 yards from scrimmage.
- Was injured in the first quarter vs. Los Angeles Chargers (12/3) and did not return.

2022 (17/7)

- Played in 17 games with seven starts at running back and recorded career highs with 210 carries for 1,040 yards with 5 touchdowns. Also registered 69 receptions for 421 yards and 1 receiving touchdown.
- Reached 1,000 yards rushing for the first time in his career, the 17th time in team history that the team had a player reach 1,000 yards in a season.

UPDATED STATISTICS

Click or scan on the QR Code to access updated statistical information.



VIDEO FEATURE

Follow Rhamondre Stevenson's journey to the NFL from not being eligible for a NCAA scholarship due to grades, to working at Walmart, to JUCO, then to being an honor roll student and standout running back at Oklahoma, to being drafted by the Patriots in the fourth round of the 2021 Draft.



EXTRA POINTS

- While in high school, RB Rhamondre Stevenson started gaining attention for the impressive stats he posted as a junior. Unfortunately, due to his grades, Stevenson was academically ineligible to receive a football scholarship despite being recruited. Following his senior year of high school, Stevenson took a year off from football working part-time jobs at Wal-Mart and Jimmy John's. But after a year away, he decided to follow a group of his friends and enroll in Cerritos Community College. During his time at Cerritos, he shared a two-bedroom apartment with up to six other guys at times and rode his bicycle 20 minutes to and from practice every day. After putting up monster stats in his second season at Cerritos, he committed to Oklahoma. Oklahoma led him to the 2021 NFL Draft where in the fourth round on the third day the Patriots selected Stevenson. In addition he worked on his academics and made the Dean's List while at Oklahoma.

SINGLE-GAME CAREER HIGHS

REGULAR SEASON:

Attempts:	25	vs. Detroit (10/9/22)
Rushing Yards:	172	at Las Vegas (12/18/22)
Rushing TDs:	2	Three Times: Most Recent: at Cleveland (10/16/22)
Longest Run:	64t:	vs Washington (11/05/23)
Receptions:	9	at Minnesota (11/24/22)
Receiving Yards:	76	at Minnesota (11/24/22)
Longest Reception:	41	at Carolina (11/07/21)

CATCHING IN 2022

- Stevenson finished the 2022 season with a team-leading 69 receptions, the fourth-most by a running back in team history.

MOST RECEPTIONS IN A SEASON BY A PATRIOTS RUNNING BACK

Player	Year	Receptions
James White	2018	87
Tony Collins	1986	77
James White	2019	72
Rhamondre Stevenson	2022	69
Leroy Thompson	1994	65

PATRIOTS RUNNING BACKS WHO LED THE TEAM IN RECEPTIONS

2023 - Ezekiel Elliott with 51 receptions

2022 – Rhamondre Stevenson with 69 receptions

- 2018 – James White with 87 receptions
- 1988 – Reggie Dupard with 34 receptions
- 1987 – Tony Collins with 44 receptions
- 1985 – Tony Collins with 52 receptions
- 1977 – Sam Cunningham with 42 receptions
- 1976 – Andy Johnson with 29 receptions
- 1974 – Mack Herron with 38 receptions
- 1969 – Carl Garrett with 29 receptions

MOST RECEPTIONS BY AN NFL RUNNING BACK IN 2022

Player	Receptions
Austin Ekeler	107
Christian McCaffrey	85
Leonard Fournette	73
Rhamondre Stevenson	69

MOST RECEIVING YARDS BY A RUNNING BACK IN 2022

Player	Receiving Yards
Christian McCaffrey	741
Austin Ekeler	722
Leonard Fournette	523
Jerick McKinnon	512
Alvin Kamara	490
Joe Mixon	441
Rhamondre Stevenson	421
Josh Jacobs	400

- Had a team-leading 69 receptions, the fourth-most by a running back in team history. It is the ninth time in team history that a running back has led the team in receptions in a season.
- His 69 receptions were fourth among running backs in 2022 and his 421 receiving yards were seventh among all running backs.
- Had two 100-yard games
 - Week 5 vs. Detroit (161)
 - Week 14 at Las Vegas (172)
- Had four 30-yard runs, including a 34-yard touchdown run at Las Vegas (12/18) and a 31-yard touchdown run at Cleveland (10/16).

- Finished with 25 rushing attempts for 161 yards for a 6.4-yard average vs. Detroit (10/9). Had 27 overall offensive touches with 25 rushing attempts and two receptions. It is the most offensive touches since RB Dion Lewis had 32 offensive touches with 26 rushing attempts and 6 receptions on Dec. 31, 2017 vs. the New York Jets.
- Scored on a 31-yard touchdown run in the second quarter at Cleveland (10/16). It was his second straight week with a 30-yard run. Had his third two-touchdown game, including his second against Cleveland. In addition to the 31-yard touchdown run, he also had a 6-yard touchdown run in the fourth quarter.
- Had 15 carries for 60 yards rushing vs. Indianapolis (11/6). Recorded his first career receiving touchdown with a 3-yard pass from QB Mac Jones in the second quarter.
- Had 15 rushing attempts for 26 yards vs. N.Y. Jets (11/20).
- Set career highs in receptions and receiving yards at Minnesota (11/24) after finishing with 9 receptions for 76 yards. His previous high in receptions was 8 vs. Chicago (10/24) and his previous high in receiving yards was 72 yards at N.Y. Jets (10/30/22).
- Went over 100 yards for the second time in 2022 and for the fourth time in his career after finishing with a career-high 172 yards on 19 carries for 9.1-yards per carry at Las Vegas (12/18). Stevenson's 172-yards are the most by a Patriots player since LeGarrette Blount had 189 yards rushing vs. Buffalo on Dec. 29, 2013.
- He entered the game at Buffalo (1/8) with 986 rushing yards and was 14 yards short of 1,000 yards. He reached the milestone on an 18-yard run in the second quarter.

2021 (12/2, 1/0)

- Played in 12 games with two starts and finished with 606 rushing yards on 133 attempts with 5 touchdowns and 14 receptions for 123 yards.
- Compiled two 100-yard performances:
 - Week 10 vs. Cleveland (100)
 - Week 16 vs. Jacksonville (107)
- Had two 2-rushing touchdown games:
 - Week 10 vs. Cleveland
 - Week 16 vs. Jacksonville
- Inactive at N.Y. Jets (9/19), vs. New Orleans (9/26), vs. Tampa Bay (10/3), vs. N.Y. Jets (10/24) and was on the Reserve/COVID-19 list vs. Buffalo (12/26).
- Scored his first NFL touchdown on a 1-yard run in the fourth quarter vs. Dallas (10/17). Carried the ball five times for 23 yards to go with three receptions for 39 yards.
- Led the team in rushing yards (62) and receiving yards (44) at Carolina (11/7). Connected with QB Mac Jones on a short pass that resulted in a 41-yard gain to help set up the Patriots first score of the day when RB Damien Harris scored on a 3-yard touchdown run. Stevenson left the game in the fourth quarter due to injury and did not return.
- Made his first NFL career start vs. Cleveland (11/14). Recored his first 100-yard game and his first two-touchdown game. Stevenson finished with 100 yards on 20 carries for a 5.0-yard average. He scored on a 5-yard run in the second quarter and a 2-yard run in the third quarter.

- Ran for a game-high 69 yards at Atlanta (11/18) on 12 carries to go with one catch for 9 yards.
- Carried the ball a career-high 24 times at Buffalo (12/6) totaling 78 yards.
- Started at running back at Indianapolis (12/18), carrying the ball 10 times for 36 yards, with an additional 4 yards on 1 catch.
- Returned to action vs. Jacksonville (1/2), putting together his second 100-yard rushing game after finishing with 107 yards on 19 carries for a 5.6-yard average. He had his first 100-yard game vs. Cleveland on Nov. 14 with 100 yards on 20 carries. He also had his second two-touchdown game of his career after scoring on a 1-yard touchdown run in the third quarter and a 6-yard run in the fourth quarter for his second two-touchdown game of the season.
- Played in his first playoff game in the Wild Card Round loss at Buffalo (1/15), rushing for 27 yards and catching 4 passes for 33 yards.

COLLEGE

- Won Big 12 championships in both seasons at Oklahoma.
- Played in 19 career games with five starts and rushed 165 times for 1,180 yards and 13 touchdowns. Also caught 28 passes for 298 yards.
- Ranked fifth nationally in yards per rush (7.2) over the 2019 and 2020 seasons combined.
- Played in six games and rushed 101 times for a team-high 665 yards and seven touchdowns in 2020 (110.8 yards per game and 6.6 yards per rush).
- Also registered 18 receptions (3.0 per game) for 211 yards (11.7 per catch) in 2020.
- Named Outstanding Offensive Player of the 2020 Cotton Bowl after rushing 18 times for a career-high 186 yards and a touchdown in 55-20 win over Florida.
- Played in 13-of-14 games in 2019 and rushed 64 times for 515 yards and six touchdowns. Also caught 10 passes for 87 yards.
- Led the nation (among players with at least 50 rushes) with 8.0 yards per carry.

PERSONAL

- Attended Centennial High School in Las Vegas, Nev. As a junior in 2015, he was the Las Vegas Sun High School Player of the Year.
- Chose Oklahoma in 2019 after playing two years at Cerritos College in California. As a recruit, he held scholarship offers from USC, Texas and Kansas State, among others.
- Majored in human relations at Oklahoma.

RHAMONDRE STEVENSON STATISTICS

POS: RB HT: 6-0 WT: 227 LBS YEAR: 4TH ACQ: D4-21 (120TH) COLLEGE: OKLAHOMA BORN: 2/23/98

REGULAR SEASON OFFENSIVE STATISTICS

Year	Team	GP/GS	NO	RUSHING				RECEIVING				
				YDS	AVG	LG	TD	NO	YDS	AVG	LG	TD
2021	Patriots	12/2	133	606	4.6	21	5	14	123	8.8	41	0
2022	Patriots	17/7	210	1,040	5.0	49	5	69	421	6.1	40	1
2023	Patriots	12/12	156	619	4.0	64t	4	38	238	6.3	34	0
Totals	3 Years	41/21	499	2,265	4.5	64t	14	121	782	6.5	41	1

POSTSEASON OFFENSIVE STATISTICS

Year	Team	G/S	NO	RUSHING				RECEIVING				
				YDS	AVG	LG	TD	NO	YDS	AVG	LG	TD
2021	Patriots	1/0	8	27	3.4	8	0	4	33	8.3	15	0
Totals	– 1 Year	1/0	8	27	3.4	8	0	4	33	8.3	15	0





COLE STRANGE

 **69** | **GUARD**

HT: 6-5 | **WT:** 310 | **Born:** 7/31/1998 | **Exp. (NFL/Patriots):** 3/3
GP/GS (Playoffs): 27/27 (0/0) | **Acc:** D1-22 (29th)
College: Chattanooga | **Hometown:** Knoxville, Tenn.

CAREER TRANSACTIONS

Cole Strange was drafted by the New England Patriots in the first round (29th overall) of the 2022 NFL Draft.

SEASONAL REVIEWS

2023 (10/10)

- Was slowed at the start of the year by an injury that he suffered in training camp that forced him to miss the entire preseason.
- Returned to action Week 2 vs. Miami (9/17).
- Played and started in 10 games, all at left guard. He was inactive for four games - vs. Philadelphia (9/10), at Dallas (10/1), vs. New Orleans (10/8) and at Las Vegas (10/15) - due to injury.
- Made his first start of the season vs. Miami (9/17) after missing the preseason and Week 1. In the final minutes of the fourth quarter, Strange caught a lateral from TE Mike Gesicki when the team was trying to convert a fourth-down attempt and gained 3 yards.
- Started at left guard at the New York Jets (9/24). Spelled by Antonio Mafi in the fourth quarter.
- Returned to the starting lineup vs. Buffalo (10/22) at left guard after missing three games due to injury.
- Started at left guard vs. Kansas City (12/17) but left in the second quarter due to injury.
- Placed on injured reserve on Dec. 18.

2022 (17/17)

- Served as the starting left guard for all 17 games of the 2022 regular season.
- Started in the season opener at Miami (9/11). He became the 25th Patriots rookie under Bill Belichick to start on opening day.

COLLEGE

- Five-year starter on the offensive line using the COVID-19 rule for a sixth year of eligibility in 2021.
- Second Chattanooga player (Keionta Davis-2017) to compete in both the Reese's Senior Bowl & NFL Scouting Combine.
- 2021 All-America First Team: Stats Perform, AFCA, Walter Camp, HERO Sports & Phil Steele.
- 2021 All-America Third Team: AP, 3-time All-Southern Conference.
- Played in 49 games with 44 starts.
- Sat out the year as a redshirt in 2016.

PERSONAL

- 2-star prep prospect according to Rivals.com and 247Sports.com.

UPDATED STATISTICS

Click or scan on the QR Code to access updated statistical information.



EXTRA POINTS

- Cole Strange is the first Patriots player to be drafted from Chattanooga since RB Mario Grier in 1996 in the sixth round. Grier played in 32 games for New England from 1996 through 1997.
- He is also the highest drafted player from Chattanooga, overtaking WR Terrell Owens, who was the 89th pick overall in the third round of the 1996 draft by San Francisco.
- Strange started wearing the vertical bar facemask his senior season at Chattanooga. The idea started when the veteran offensive line group, who had been together for four years, wanted to do something different to finish out their final season playing alongside each other. So they decided to all wear the same facemask and landed on the vertical bar. Strange brought the bar with him to the NFL and is one of only three NFL regulars to sport the vertical bar in their facemask.

VIDEO FEATURE

- Click or scan this QR code to follow Cole Strange's NFL draft journey.



FOUNDATION STORY

- Click or scan this QR code to follow Cole Strange's foundation.



- All-State selection as a senior at Farragut Academy in Knoxville, Tenn.
- KIL Defensive Player of the Year playing for Eddie Courtney.
- Twice named team captain and a two-time all-district player, leading the Admirals to a 10-2 record as a senior.
- Played in the Tennessee-Kentucky Border Bowl earning Defensive MVP & All-Bowl team.
- Honor Roll student.
- Full name is Devin Cole Strange.



SIONE TAKITAKI

 **16** | LINEBACKER

HT: 6-1 | **WT:** 245 | **Born:** 6/8/1995 | **Exp. (NFL/Patriots):** 6/1
GP/GS (Playoffs): 72/36 (3/3) | **Acq:** UFA (CLE)-24
College: Brigham Young | **Hometown:** Menifee, Calif.

PRONOUNCED see-OH-nay TOCK-ee-TOCK-ee

CAREER TRANSACTIONS

Sione Takitaki was signed by the New England Patriots as an unrestricted free agent from Cleveland on March 14, 2024 ... Originally drafted by Cleveland in the third round (80th overall) of the 2019 NFL Draft ... Re-signed by Cleveland as an unrestricted free agent (3/16/24).

SEASONAL REVIEWS

2023 (15/7, 1/1) - CLEVELAND

- Played in 15 games with 7 starts and finished the year with 64 total tackles, 2 sacks, 1 interception, 3 passes defended and 2 special teams tackles.
- Recorded an interception in the fourth quarter vs. Arizona (11/5).
- Registered a career-high 16 total tackles vs N.Y. Jets (12/28).
- Started in the Wild Card game at Houston (1/13).

2022 (12/8 - CLEVELAND)

- Played in 12 games with 8 starts and finished with a career-high 69 total tackles, 1 sack, 1 forced fumble and 2 special teams tackles.
- Sustained a season-ending knee injury at Houston (12/4) and was placed on injured reserve on Dec. 6.

2021 (15/8) - CLEVELAND

- Played in 15 games with 8 starts and finished with 36 total tackles, 1 forced fumble, 1 fumble recovery and 5 special teams tackles.
- Left the game Week 3 vs. Cincinnati (9/26) with a head injury and was inactive Week 4 at Green Bay (10/3).

2020 (15/12, 2/2) - CLEVELAND

- Played 15 games with 12 starts and finished with 55 total tackles, 1 sack, 1 interception that he returned 50 yards for a touchdown and a team-leading 12 special teams tackles.

UPDATED STATISTICS

Click or scan on the QR Code to access updated statistical information.



- Started both postseason games, vs. Pittsburgh (1/10) in the Wild Card round and at Kansas City in the Divisional round (1/17) and finished with 8 total tackles and 1 interception.
- Registered his first career interception when he picked off QB Carson Wentz and returned it 50 yards for a touchdown in the second quarter vs. Philadelphia (11/22).

2019 (15/1 - CLEVELAND)

- Played in 15 games with 1 start and finished with 16 total tackles and 5 special teams tackles.
- Made his first NFL start vs. Baltimore (12/22).

COLLEGE

- In four seasons (2014-18) at BYU, he totaled 237 total tackles, with 32.5 tackles for loss, and 14.5 sacks.
- As a senior, he served as a team captain and led the team with 118 total tackles.
- Set a BYU record for total tackles in a bowl game with 19 during the 2018 Famous Idaho Potato Bowl.

PERSONAL

- Married (Alyssa), who was a swimmer at BYU.
- Attended Heritage High School in Menifee, Calif. and also played volleyball.
- Majored in sociology at BYU.
- Youngest of seven with two brothers and four sisters.

SIONE TAKITAKI STATISTICS

POS: LB HT: 6-1 WT: 245 LBS YEAR: 6TH ACQ: UFA (CLE)-24 COLLEGE: BRIGHAM YOUNG BORN: 6/8/95

REGULAR SEASON DEFENSIVE STATISTICS

Year	Team	G/S	TACKLES					INTERCEPTIONS						MISCELLANEOUS				
			TT	UT	A	S	YDS	NO	YDS	AVG	LG	TD	PD	FF	FR	YDS	TD	SPT
2019	Browns	15/1	16	12	4	0.0	0.0	0	0	0.0	0	0	0	0	0	0	0	1
2020	Browns	15/12	55	33	22	1.0	1.0	1	50	50.0	50t	1	1	0	0	0	2	
2021	Browns	15/8	36	18	18	0.0	0.0	0	0	0.0	0	0	0	1	1	0	2	
2022	Browns	12/8	69	34	35	1.0	5.0	0	0	0.0	0	0	0	1	0	0	2	
2023	Browns	15/7	64	44	20	2.0	11.0	1	0	0.0	0	0	3	0	0	0	1	
Totals – 5 Years		72/36	240	141	99	4.0	17.0	2	50	25.0	50t	1	4	2	1	0	8	

POSTSEASON DEFENSIVE STATISTICS

Year	Team	G/S	TACKLES					INTERCEPTIONS						MISCELLANEOUS				
			TT	UT	A	S	YDS	NO	YDS	AVG	LG	TD	PD	FF	FR	YDS	TD	SPT
2020	Browns	2/2	8	5	3	0.0	0.0	1	23	23.0	23	0	1	0	0	0	0	
2023	Browns	1/1	3	1	2	0.0	0.0	0	0	0.0	0	0	0	0	0	0	0	
Totals – 2 Years		3/3	11	6	5	0.0	0.0	1	23	23.0	23	0	1	0	0	0	0	

PLAYERS





JAHLANI TAVAI

48 | LINEBACKER

HT: 6-2 | **WT:** 255 | **Born:** 9/28/1996 | **Exp. (NFL/Patriots):** 6/4
GP/GS (Playoffs): 78/44 (1/0) | **Acq:** FA-21
College: Hawaii | **Hometown:** Inglewood, Calif.

PRONOUNCED *ja-LAN-EE TAH-vie*

CAREER TRANSACTIONS

Jahlani Tavai was signed by the New England Patriots to the 53-man roster from the practice squad on October 13, 2021 ... Originally drafted by Detroit in the second round (43rd overall) of the 2019 NFL Draft ... Released by Detroit (8/31/21) ... Signed by New England to the practice squad (9/2/21) ... Elevated by New England to the active roster from the practice squad (9/25/21) ... Reverted back to the New England practice squad (9/27/21) ... Elevated by New England to the active roster from the practice squad (10/2/21) ... Reverted back to the New England practice squad (10/4/21).

SEASONAL REVIEWS

2023 (17/16)

- Played in 17 games with 16 starts and recorded a career-high 107 tackles (63 solo, 44 assists), 1 sack for a loss of 9 yards, 2 interceptions, 4 quarterback hits, 5 tackles for loss, 2 forced fumbles, 5 passes defended and 3 special teams tackles.
- Part of the 7th-ranked defense that finished fourth in the NFL against the run in 2023, allowing 93.2 yards rushing per game. It is the third lowest in team history since the 1970 merger.
- Completed 10 or more tackles in two games :
 - Week 14 at Pittsburgh (14)
 - Week 17 at Buffalo (10)
- He became the first Patriots linebacker with at least two picks in a season since LB Jamie Collins Sr. had three interceptions in 2019.
- Recorded his first sack of the season on a third-down play in the third quarter at Dallas (10/1) to force the Cowboys to settle for a field goal.
- Intercepted a pass following a hit by S Jabrill Peppers to end a Raiders drive at the New England 14-yard line in the first quarter at Las Vegas (10/15). It was the second interception of Tavai's career.
- Recorded his first forced fumble vs. Washington (11/5) as a member of the Patriots when he forced a fumble after a short gain by RB Brian Robinson Jr. that was recovered by DL Davon Godchaux at the Washington 25-yard line. The turnover helped set up the Patriots first touchdown on a 14-yard pass from QB Mac Jones to TE Hunter Henry three plays later.
- Was a part of a defense vs. Los Angeles Chargers (11/3) that held them to just 29 yards on 24 carries for a 1.2-yard average. It is the fewest rushing yards allowed since holding

UPDATED STATISTICS

Click or scan on the QR Code to access updated statistical information.



VIDEO FEATURE

Follow Jahlani's Journey from backyard football with his brothers, to dominating high school, to attending the University of Hawaii and now as a New England Patriots linebacker



EXTRA POINTS

- Patriots LB Jahlani Tavai comes from an athletic family: older brother, J.R., is a former Tennessee Titans linebacker and younger brothers Jonah and Justus played college football at San Diego State.
- Tavai starred in high school as a nose guard. He was undersized and did not attract the attention of many colleges. But after finding out one of the English teachers at his high school was the son of then-Hawaii coach Norm Chow, he reached out to the teacher, Cameron Chow, and asked if Cameron could tell his dad to scout his tape. Cameron followed up and passed along Jahlani's tape to his dad, and the very next day Jahlani had a scholarship offer. According to Jahlani, his football career would have been over after high school if it wasn't for this connection.

Miami to 15 yards on Oct. 29, 2015.

- Set a career-high in total tackles with 14 total tackles at Pittsburgh (12/7).
- Registered his second interception of the season vs. Kansas City (12/17) when he picked off a QB Patrick Mahomes pass in the fourth quarter.
- Forced a fumble at Denver (12/24) after RB Javonte Williams caught a pass that was recovered by DL Jeremiah Pharms Jr. at the New England 39-yard line.

2022 (17/12)

- Played in 17 games with 12 starts at linebacker and recorded 63 tackles (32 solo, 31 assists), 1½ sacks for a loss of 12.5 yards, 2 passes defended and six special teams tackles.
- Sacked quarterback Mitch Trubisky for a 5-yard loss on a third-down play in the second quarter to hold the Steelers

to a field goal at Pittsburgh (9/18). It was his first sack as a member of the Patriots.

- Recorded a season-high 8 total tackles (5 solo, 3 assist) at Green Bay (10/2).
- Made his first start as a member of the Patriots vs. Detroit (10/9). Part of the defensive unit that pitched a shutout vs. Lions. Detroit entered the game with the top-ranked offense in the NFL.
- Recorded 5 total tackles (5 solo, 1 assist) vs. Indianapolis (11/6). Also combined with DL Deatrich Wise Jr. on a sack for a loss of 7.5 yards. It was one of the 9 sacks the defense had, which is a season high and tied for the most under Coach Belichick. Played a key role for the defensive unit that forced the Colts to go 0-for-14 on third down and allowed just 121 total yards of offense.

2021 (13/0, 1/0)

- Went to training camp with Detroit and began the season on the New England practice squad.
- Was elevated to the active roster vs. New Orleans (9/26) and vs. Tampa Bay (10/3) before being signed to the 53-man roster on Oct. 13.
- Finished the season with 6 total tackles, 1 fumble recovery and 8 special teams tackles.
- Made his Patriots debut vs. New Orleans (9/26), seeing the field as a linebacker and on special teams.
- Was elevated to the active roster for the second week in a row vs. Tampa Bay (10/3). Saw the field mostly on special teams with one defensive snap.
- Recovered a fumble in the fourth quarter vs. Tennessee (11/28).
- Inactive at Buffalo (12/6).

- Recorded 2 special teams tackles at Indianapolis (12/18)
- Combined for 3 tackles in limited snaps on defense vs. Jacksonville (1/2), as well as contributing on special teams.
- Played in his first playoff game in the Wild Card Round loss at Buffalo (1/15).

2020 (16/10 - DETROIT)

- Played in 16 games with 10 starts and finished with 56 total tackles, 2 forced fumbles, 1 fumble recovery and 2 special teams tackles.
- Logged a career-high 11 tackles and two forced fumbles in Week 17 vs. Minnesota (1/3/21).

2019 (15/6 - DETROIT)

- Played in 15 games with six starts and finished with 57 total tackles, 2 sacks for 19 yards, 1 interception, 2 passes defensed and 1 forced fumble.
- He was the only rookie in the NFL to post 50 tackles, 5 tackles for loss, 2 sacks and 1 interception in 2019.
- In Week 15 vs. Tampa Bay (12/15), he recorded his first career interception.
- Notched his first career sacks at Arizona (9/8) in his regular season debut.

COLLEGE

- Played in 47 games in college and finished with 390 total tackles, 16 1/2 sacks two interceptions, five passes defensed and three forced fumbles.
- He was named First Team All-Mountain West in 2016 and Second Team All-Mountain West in 2017.

PERSONAL

- Prepped at Mira Costa (Manhattan Beach, Calif) High School, where he played defensive line and tight end.

J AHLANI TAVAI STATISTICS

POS: LB HT: 6-2 WT: 255 LBS YEAR: 6TH ACQ: FA-21 COLLEGE: HAWAII BORN: 9/28/96

REGULAR SEASON DEFENSIVE STATISTICS

Year	Team	G/S	TACKLES					INTERCEPTIONS					MISCELLANEOUS					
			TT	UT	A	S	YDS	NO	YDS	AVG	LG	TD	PD	FF	FR	YDS	TD	SPT
2019	Lions	15/6	57	36	21	2.0	19.0	1	2	2.0	2	0	2	1	0	0	0	1
2020	Lions	16/10	56	31	25	0.0	0.0	0	0	0.0	0	0	0	2	1	0	0	2
2021	Patriots	13/0	6	3	3	0	0	0	0	0.0	0	0	0	0	1	0	0	8
2022	Patriots	17/12	63	32	31	1.5	12.5	0	0	0.0	0	0	2	0	0	0	0	6
2023	Patriots	17/16	107	63	44	1.0	9.0	2	2	1.0	2	0	5	2	0	0	0	3
Totals – 5 Years		78/44	289	165	124	4.5	40.5	3	4	1.3	2	0	9	5	2	0	0	20

POSTSEASON DEFENSIVE STATISTICS

Year	Team	G/S	TACKLES					INTERCEPTIONS					MISCELLANEOUS					
			TT	UT	A	S	YDS	NO	YDS	AVG	LG	TD	PD	FF	FR	YDS	TD	SPT
2021	Patriots	1/0	0	0	0	0.0	0.0	0	0	0.0	0	0	0	0	0	0	0	0
Totals – 1 Year		1/0	0	0	0	0.0	0.0	0	0	0.0	0	0	0	0	0	0	0	0



TYQUAN THORNTON

 **11** | WIDE RECEIVER

HT: 6-2 | **WT:** 185 | **Born:** 8/7/2000 | **Exp. (NFL/Patriots):** 3/3
GP/GS (Playoffs): 22/12 (0/0) | **Acq:** D2-22 (50th)
College: Baylor | **Hometown:** Miami, Fla.

PRONOUNCED tie-QUAN

CAREER TRANSACTIONS

Tyquan Thornton was drafted by the New England Patriots in the second round (50th overall) of the 2022 NFL Draft.

SEASONAL REVIEWS

2023 (9/3)

- Began the season on injured reserve following an injury suffered in the preseason.
- Played in nine games with three starts and finished with 13 receptions for 91 yards (7.0 avg), also posting 3 rushing attempts for 51 yards.
- Dressed but did not play in one game and was inactive for two games.
- Activated from injured reserve on Oct. 14.
- Made his 2023 debut after being activated to the 53-man roster from injured reserve and was in the starting lineup at Las Vegas (10/15). He caught his first pass of the year on a 6-yard reception in the third quarter from QB Mac Jones.
- Was active vs. Indianapolis (11/12) but did not see any action.
- Had a 39-yard run in the fourth quarter vs. Los Angeles Chargers (12/3), the second longest run ever by a Patriots wide receiver. WR Julian Edelman had a 47-yard run in the fourth quarter vs. Indianapolis on Nov. 18, 2012.

2022 (13/9)

- Played in 13 games with nine starts at wide receiver and recorded 22 receptions for 247 yards and 2 touchdowns. Also recorded 3 rushing attempts for 16 yards and 1 rushing touchdown.
- Was placed on injured reserve prior to the season on Sept. 1 due to an injury suffered in the preseason and missed the first four games of the season.
- Activated to the 53-man roster and made his NFL debut in the second quarter vs. Detroit (10/9). His first reception was a 2-yard gain from QB Bailey Zappe in the third quarter, immediately followed by a 5-yard reception on the next play.
- Scored his first NFL touchdown on a 2-yard pass from Zappe in the third quarter at Cleveland (10/16). Scored his second touchdown of the day on a 19-yard run. He is the sixth Patriots wide receiver to score on a touchdown run and first since Cordarrelle Patterson in 2018. He is the first Patriots wide receiver with a rushing touchdown and a receiving touchdown in the same game since David Patten at Indianapolis on Oct. 21, 2001.
- Made his first NFL start vs. Chicago (10/24). Had 1 reception for 19 yards.
- Finished with 3 receptions for a team-leading 60 yards vs.

UPDATED STATISTICS

Click or scan on the QR Code to access updated statistical information.



RUSHING FOR A TD

- Thornton scored his second touchdown of the day on a 19-yard touchdown run in the fourth quarter at Cleveland on Oct. 16. He is the sixth Patriots wide receiver to score on a touchdown run and first since Cordarrelle Patterson in 2018. Thornton is the first Patriots wide receiver with a rushing touchdown and a receiving touchdown in the same game since David Patten at Indianapolis on Oct. 21, 2001.

RUSHING TOUCHDOWNS BY A PATRIOTS RECEIVER (REGULAR SEASON)

Tyquan Thornton

19-yard run at Cleveland on Oct. 16, 2022

Cordarrelle Patterson

5-yard touchdown run vs. Green Bay on Nov. 4, 2018

David Patten

29-yard touchdown run at Indianapolis on Oct. 21, 2001

Irving Fryar

8-yard touchdown run at Seattle on Nov. 17, 1985

Darryl Stingley

34-yard touchdown run vs. Kansas City on Sept. 18, 1977

Darryl Stingley

23-yard touchdown run vs. Baltimore on Oct. 6, 1974

Deion Branch

23-yard touchdown run in AFC Championship at Pittsburgh
Jan. 23, 2005

SECOND-LONGEST RUN

- Thornton had a 39-yard run in the fourth quarter vs. the Los Angeles Chargers on Dec. 3, 2023, the second longest run ever by a Patriots wide receiver. WR Julian Edelman had a 47-yard run in the fourth quarter vs. Indianapolis on Nov. 18, 2012.

Miami (1/1). Had 2 receptions of more than 20 yards with a 24-yard pass from QB Mac Jones in the first quarter and 29-yard reception in the third quarter for his two longest receptions. His previous best was a 21-yard reception at Cleveland on Oct. 16. Capped a 10-play, 81-yard drive with a 7-yard touchdown reception from Jones. It marked his second receiving touchdown of the season and his first from Jones.

COLLEGE

- Played in 42 games during his college career and finished with 143 receptions for 2,242 yards with 19 touchdowns. Also returned eight kickoffs for 138 yards.
- Started in all 14 games played in 2021 and led the team with 62 receptions for 948 yards and 10 touchdowns.
- Ranked 10th all-time on Baylor's career receiving yards list with 2,242 receiving yards.
- His 19 career touchdowns is tied for 8th on Baylor's all-time leader board.
- Ranked 14th in career receptions at Baylor (143).
- Finished third in the Big 12 in receiving yards (948) in 2021, fifth in yards per catch (15.3) and sixth in yards per game (67.7).
- Against Texas (10/30), Thornton threw a TD to RJ Sneed in the first quarter of the game - Baylor's first passing TD by a non-QB since 2015.
- Had one catch that went for a touchdown in Baylor's Sugar Bowl win over Ole Miss (1/1).
- Started in all six games he played in 2020 as a junior and tallied 16 receptions for 158 yards and a touchdown.
- Appeared in 13 games as a sophomore in 2019, starting 11

of those, finished with 45 receptions for 782 yards and five touchdowns.

- Had a career night vs. Iowa State (9/28), recording his first career 100+ yard passing performance with 141 yards on a career-best 11 receptions, tying for 15th most in Baylor history in a single game, also had 1 TD reception.
- Caught his first touchdown pass of the year, a 9-yd reception, his only catch of the day vs. SFA (8/31).
- Appeared in all 10 games as a freshman in 2018, making two starts, vs. TCU and at Iowa State.
- Finished with 20 receptions for 354 yards, 3 touchdowns, 5 kick returns for 83 yards and 2 rush attempts for 2 yards.
- Enrolled in Jan. 2018

PERSONAL

- Son of Latasha Jackson and Tyron Thornton.
- Majored in communications.
- Two-time All-Dade honoree.
- Also played quarterback as a senior with three touchdown passes.
- Has four siblings: D'Andre Clayton, Tyron Thornton Jr., Shaquiesha Clayton, Tyquiesha Thornton.

TYQUAN THORNTON STATISTICS

POS: WR HT: 6-2 WT: 185 LBS YEAR: 3RD ACQ: D2-22 (50TH) COLLEGE: BAYLOR BORN: 8/7/00

REGULAR SEASON OFFENSIVE STATISTICS

Year	Team	G/S	NO	RECEIVING				NO	YDS	RUSHING		
				YDS	AVG	LG	TD			YDS	AVG	LG
2022	Patriots	13/9	22	247	11.2	29	2	3	16	5.3	19t	1
2023	Patriots	9/3	13	91	7.0	15	0	3	51	17.0	15	0
Totals – 2 Year		22/12	35	338	9.7	29	2	6	67	11.2	19t	1





JOSHUA UCHE

 **55** | LINEBACKER

HT: 6-1 | **WT:** 240 | **Born:** 9/18/1998 | **Exp. (NFL/Patriots):** 5/5
GP/GS (Playoffs): 51/3 (1/0) | **Acq:** D2b-20 (60th)
College: Michigan | **Hometown:** Miami, Fla.

PRONOUNCED OO-shay

CAREER TRANSACTIONS

Joshua Uche was drafted by the New England Patriots in the second round (60th overall) of the 2020 NFL Draft.

SEASONAL REVIEWS

2023 (15/2)

- Played in 15 games with two starts, recording 15 tackles (8 solo, 7 assists), 3 sacks for a loss of 20 yards, 6 quarterback hits and 3 tackles for loss. He was inactive for two games due to injury - vs. Buffalo (10/22) and at Miami (10/29).
- Part of the 7th-ranked total defense that finished fourth in the NFL in 2023, allowing 93.2 yards rushing per game. It is the third lowest in team history since the 1970 merger.
- Recorded 1 tackle (1 solo) , 1 quarterback hurry and one sack that came at the end of the first quarter and led to an Eagles punt vs. Philadelphia (9/10).
- Made his first start since the 2020 season vs. Miami (9/17).
- Contributed to a defensive unit that held the Jets to just 38 rushing yards and played as a reserve linebacker at the N.Y. Jets (9/24)
- Returned to action vs. Washington (11/5) after missing two games due to injury.
- Was a part of a defense vs. L.A. Chargers (11/3) that held them to just 29 yards on 24 carries for a 1.2-yard average. It is the fewest rushing yards allowed since holding Miami to 15 yards on Oct. 29, 2015.
- Credited with a sack at Denver (12/24) on QB Russell Wilson for a loss of 10 yards on a third down in the third quarter, forcing the Broncos to punt. The Patriots would go on to score a touchdown and take a 16-7 lead in a 26-23 win.

2022 (15/0)

- Played in 15 games at linebacker and recorded career highs with 27 total tackles (23 solo, 4 assists), 11½ sacks for a loss of 49.5 yards and 2 forced fumbles.
- Was inactive due to injury at Cleveland (10/16) and vs. Chicago (10/24).
- All of his sacks occurred from Week 8 on. He tied with Nick Bosa and Haason Reddick for the NFL lead in sacks during that time frame.
- Was named AFC Defensive Player of the Week in Week 14 at Arizona (12/12) in the team's 27-13 win.
- Had two 3-sack games and one 2-sack games with three sacks vs. Indianapolis (11/6), three sacks at Arizona (12/12) and two sacks vs. Buffalo (12/1).
- Registered a career-high 3 sacks vs. Indianapolis (11/6) af-

UPDATED STATISTICS

Click or scan on the QR Code to access updated statistical information.



HONORS & AWARDS

2022: AFC Defensive Player of the Week (Wk. 14)

CAREER IN SACKS

- LB Josh Uche finished with a career-high 11½ sacks in 2022.

MOST SACKS WITH NEW ENGLAND SINCE 2000

Player	Sacks
Matthew Judon (2022)	15½
Matthew Judon (2021).....	12½
Chandler Jones (2015)	12½
Mike Vrabel (2007).....	12½
Joshua Uche (2022)	11½
Chandler Jones (2013)	11½

VIDEO FEATURE

- Click or scan this QR code to follow Josh Uche's NFL draft journey.



ter dropping Colts QB Sam Ehlinger for a 2-yard loss and an 8-yard loss in the second quarter and a 1-yard sack in the third quarter. All three of his sacks came on third down to force a punt, a field goal attempt that was missed and another punt.

- Had his second multi-sack game of the 2022 season vs. Buffalo (12/1) after a sack in the first quarter and forced fumble on sack in the second quarter.
- Had his second three-sack game of the 2022 season at Arizona (12/12). Andre Tippett (3 in 19856 and 3 in 1987) and Mike Vrabel (2 in 2007) are the only Patriots players with multiple 3-sack games in a season. He was the first Patriots player since Trey Flowers in 2016 to have back-to-back games with at least two sacks. Named AFC Defensive Player of the Week for his performance.
- Sacked QB Derek Carr for a 5-yard loss in the fourth quar-

JOSHUA UCHE FOUNDATION

- The Joshua Uche Foundation was created to empower and provide at-risk youth with educational advancement, resource programming, mentorship, and mental health empowerment.
- Josh plans to start an annual football camp that incorporates yoga and athletic mobility to show young athletes that there's more to physical fitness than just lifting weights and running fast.
- On top of the introduction of the football camps, Josh Uche is currently in the process of developing a mental health app specified for athletes.



ter at Las Vegas (12/18) for his 11th sack of the season. He now has six sacks in a three-game span, second most in team history. Uche had 2 sacks vs. Buffalo on Dec. 1, 3 sacks at Arizona on Dec. 12 and his 1 sack against the Raiders. Andre Tippett holds the team record with 7 sacks in a three-game span. Has registered 11 sacks in the last seven games. Since Week 8 of the season, he is the NFL leader in sacks with 11. Javon Hargrave of Philadelphia is second with 9 sacks. Part of the defensive unit that has recorded 48 sacks so far this season.

2021 (12/0, 1/0)

- Played in 12 games and the postseason game as a reserve, finishing with 12 total tackles, 3 sacks, 4 quarterback hits and 1 fumble recovery.
- Was inactive vs. New Orleans (9/26) due to injury and missed four games while on injured reserve.
- Had two fourth quarter sacks at N.Y. Jets (9/19), his first 2-sack game in the NFL.
- Recovered a fumble vs. N.Y. Jets (10/24) in the fourth quarter forced by DB Myles Bryant.
- Placed on injured reserve on 11/17.
- Activated off injured reserve on 12/25.
- Played in his first playoff game in the Wild Card Round loss at Buffalo (1/15).

2020 (9/1)

- Played in nine games with one start and tallied 9 tackles and 1 sack.
- Was inactive for the season-opener vs. Miami (9/13) and at Seattle (9/20) before being placed on injured reserve on Sept. 26. Also missed the final game of the season after being placed on injured reserve on Dec. 31. Missed five games while on injured reserve.
- Was activated off injured reserve on Oct. 31 and made his NFL debut at Buffalo (11/1). Posted 1 tackle.

- Registered his first career sack when he dropped Ravens QB Lamar Jackson for a 7-yard loss in the second quarter in the win vs. Baltimore (11/15).
- Made his first NFL start vs. Buffalo (12/28). Posted 2 tackles before leaving the game due to injury and did not return.

COLLEGE

- Was a three-year letterman at Michigan.
- Earned 2019 All-Big Ten second team honors (coaches) and third-team accolades (media).
- 2019 defensive player of the year as voted on by his teammates.
- Appeared in 40 career games with nine starts at linebacker and recorded 56 tackles, 16½ sacks, one fumble recovery and two passes defended.
- Started nine games at linebacker and played in all 13 contests. Posted a career-best 35 tackles, 8½ sacks, two passes defended and one fumble recovery.
- Earned second varsity letter and was All-Big Ten honorable mention (coaches and media) as a junior in 2018. Played in 12 games and registered 15 tackles, seven sacks and one pass breakup.
- Earned first varsity letter as a sophomore in 2017. Played in 10 games and saw action at linebacker in nine contests. Registered three tackles and one sack.
- Saw action as a reserve linebacker and made two tackles in a Week 15 loss at Miami (12/20).

PERSONAL

- Attended the same high school as former Michigan and NFL quarterback Brian Griese.
- Helped lead team to Florida Class 8A state championship game as a junior and senior.
- Tallied 50 tackles and 14 sacks with two forced fumbles as a senior.
- Notched 66 tackles and 10 sacks his junior year.
- Registered 52 tackles, 8½ sacks and two forced fumbles as a sophomore.
- Enrolled in the College of Literature, Science and the Arts, majoring in political science.

JOSHUA UCHE STATISTICS

POS: LB HT: 6-1 WT: 240 LBS YEAR: 5TH ACQ: D2b-20 (60TH) COLLEGE: MICHIGAN BORN: 9/18/98

REGULAR SEASON DEFENSIVE STATISTICS

Year	Team	G/S	TACKLES					INTERCEPTIONS					MISCELLANEOUS					
			TT	UT	A	S	YDS	NO	YDS	AVG	LG	TD	PD	FF	FR	YDS	TD	SPT
2020	Patriots	9/1	9	7	2	1.0	7.0	0	0	0.0	0	0	0	0	0	0	0	0
2021	Patriots	12/0	12	10	2	3.0	23.0	0	0	0.0	0	0	0	0	1	0	0	
2022	Patriots	15/0	27	23	4	11.5	49.5	0	0	0.0	0	0	0	2	0	0	0	
2023	Patriots	15/2	15	8	7	3.0	20.0	0	0	0.0	0	0	0	0	0	0	0	
Totals – 4 Years		51/3	63	48	15	18.5	99.5	0	0	0.0	0	0	0	2	1	0	0	

POSTSEASON DEFENSIVE STATISTICS

Year	Team	G/S	TACKLES					INTERCEPTIONS					MISCELLANEOUS				
			TT	UT	A	S	YDS	NO	YDS	AVG	LG	TD	PD	FF	FR	YDS	TD
2021	Patriots	1/0	0	0	0	0.0	0.0	0	0	0.0	0	0	0	0	0	0	0
Totals – 1 Year		1/0	0	0	0	0.0	0.0	0	0	0.0	0	0	0	0	0	0	0

UCHE'S CAREER GAME-BY-GAME

2020	OPPONENT	P/S	TT	UT	A	S	YDS	INT	YDS	PD	FF	FR	SPT
09/13	Miami												
09/20	at Seattle												
09/27	Las Vegas												
10/05	at Kansas City												
10/18	Denver												
10/25	San Francisco												
11/01	at Buffalo	p	1	1	0	-	-	-	-	-	-	-	-
11/09	at N.Y. Jets	p	0	0	-	-	-	-	-	-	-	-	-
11/15	Baltimore	p	1	1	0	1.0	7.0	-	-	-	-	-	-
11/22	at Houston	p	1	1	0	-	-	-	-	-	-	-	-
11/29	Arizona	p	0	0	-	-	-	-	-	-	-	-	-
12/06	at L.A. Chargers	p	0	0	-	-	-	-	-	-	-	-	-
12/10	at L.A. Rams	p	2	2	0	-	-	-	-	-	-	-	-
12/20	at Miami	p	2	1	1	-	-	-	-	-	-	-	-
12/28	Buffalo	S	2	1	1	-	-	-	-	-	-	-	-
01/03	N.Y. Jets												
2020 Totals			9/1	9	7	2	1.0	7.0	0	0	0	0	0

2022	OPPONENT	P/S	TT	UT	A	S	YDS	INT	YDS	PD	FF	FR	SPT
09/11	at Miami	P	1	1	0	-	-	-	-	-	-	-	-
09/18	at Pittsburgh	P	0	0	-	-	-	-	-	-	-	-	-
09/25	Baltimore	P	0	0	-	-	-	-	-	-	-	-	-
10/02	at Green Bay	P	1	1	0	-	-	-	-	-	-	-	-
10/09	Detroit	P	1	1	0	-	-	-	-	-	-	-	-
10/16	at Cleveland												
10/24	Chicago												
10/30	at NY Jets	P	2	2	0	1.0	7.0	-	-	-	-	-	
11/06	Indianapolis	P	6	5	1	3.0	11.0	-	-	-	-	-	
11/20	NY Jets	P	0	0	-	-	-	-	-	-	-	-	
11/24	at Minnesota	P	1	1	0	1.0	9.0	-	-	-	-	-	
12/01	Buffalo	P	7	6	1	2.0	0.0	-	-	1	-	-	
12/12	at Arizona	P	5	4	1	3.0	17.0	-	-	-	-	-	
12/18	at Las Vegas	P	1	0	1	0.5	2.5	-	-	1	-	-	
12/24	Cincinnati	P	1	1	0	1.0	3.0	-	-	-	-	-	
01/01	Miami	P	1	1	0	-	-	-	-	-	-	-	
01/08	at Buffalo	P	0	0	-	-	-	-	-	-	-	-	
2022 Totals			15/0	27	23	411.5	49.5	0	0	2	0	0	0

2021	OPPONENT	P/S	TT	UT	A	S	YDS	INT	YDS	PD	FF	FR	SPT
09/12	Miami	p	1	1	0	1.0	7.0	-	-	-	-	-	-
09/19	at N.Y. Jets	p	3	3	0	2.0	16.0	-	-	-	-	-	-
09/26	New Orleans												
10/03	Tampa Bay	p	1	1	0	-	-	-	-	-	-	-	-
10/10	at Houston	p	0	0	-	-	-	-	-	-	-	-	-
10/17	Dallas	p	2	2	0	-	-	-	-	-	-	-	-
10/24	N.Y. Jets	p	0	0	-	-	-	-	-	1	-	-	-
10/31	at L.A. Chargers	p	1	1	0	-	-	-	-	-	-	-	-
11/07	at Carolina	p	0	0	-	-	-	-	-	-	-	-	-
11/14	Cleveland	p	2	2	-	-	-	-	-	-	-	-	-
11/18	at Atlanta												
11/28	Tennessee												
12/06	at Buffalo												
12/18	at Indianapolis												
12/26	Buffalo	p	0	0	-	-	-	-	-	-	-	-	-
01/02	Jacksonville	p	0	0	-	-	-	-	-	-	-	-	-
01/09	at Miami	p	2	2	0	-	-	-	-	-	-	-	-
2021 Totals			12/0	12	10	2	3.0	23.0	0	0	0	0	1
01/15	at Buffalo	p	0	0	-	-	-	-	-	-	-	-	-
2021 Postseason			1/0	0	0	0.0	0.0	0	0	0	0	0	0

2023	OPPONENT	P/S	TT	UT	A	S	YDS	INT	YDS	PD	FF	FR	SPT
09/10	Philadelphia	P	1	1	0	1	-	-	-	-	-	-	-
09/17	Miami	S	-	-	-	-	-	-	-	-	-	-	-
09/24	at N.Y. Jets	P	1	1	-	-	-	-	-	-	-	-	-
10/01	at Dallas	P	3	2	1	1	10	-	-	-	-	-	-
10/08	New Orleans	S	1	1	-	-	-	-	-	-	-	-	-
10/15	at Las Vegas	P	-	-	-	-	-	-	-	-	-	-	-
10/22	Buffalo												
10/29	at Miami												
11/05	Washington	P	-	-	-	-	-	-	-	-	-	-	-
11/12	Indianapolis	P	-	-	-	-	-	-	-	-	-	-	-
11/26	at N.Y. Giants	P	-	-	-	-	-	-	-	-	-	-	-
12/03	L.A. Chargers	P	2	-	2	-	-	-	-	-	-	-	-
12/07	at Pittsburgh	P	-	-	-	-	-	-	-	-	-	-	-
12/17	Kansas City	P	1	-	1	1	10	-	-	-	-	-	-
12/24	at Denver	P	2	1	1	1	10	-	-	-	-	-	-
12/31	at Buffalo	P	4	2	2	-	-	-	-	-	-	-	-
01/07	N.Y. Jets	P	-	-	-	-	-	-	-	-	-	-	-
2023 Totals			15/2	15	8	7	3	20	0	0	0	0	0



SHAUN WADE

 **26** | CORNERBACK

HT: 6-1 | **WT:** 195 | **Born:** 9/16/1998 **Exp. (NFL/Patriots):** 4/4
GP/GS (Playoffs): 20/6 (0/0) | **Acq:** TR (BAL)-21
College: Ohio State | **Hometown:** Jacksonville, Fla.

CAREER TRANSACTIONS

Shaun Wade was acquired by the New England Patriots in a trade with Baltimore on August 26, 2021 in exchange for a 2022 seventh-round draft pick and a 2023 fifth-round draft pick ... Originally drafted by Baltimore in the fifth round (160th overall) of the 2021 NFL Draft.

SEASONAL REVIEWS

2023 (14/6)

- Played in 14 games and started in six with five at cornerback and one in the nickel defense and recorded 23 tackles (21 solo, 2 assists), 2 tackles for loss and 1 pass defensed.
- He was inactive due to injury in three games - vs. Philadelphia (9/10), at Pittsburgh (12/7) and vs. Kansas City (12/17).
- Saw his first action of the season as a reserve defensive back vs. Miami (9/17).
- Contributed to the New England secondary as a reserve defensive back at the New York Jets (9/24) and recorded 1 tackle.
- Made his first NFL start when the Patriots opened with three cornerbacks at Dallas (10/1).
- Saw action on the final play vs Buffalo (10/22) in a prevent defense to help preserve the 29-25 win.
- Only appeared on three special teams plays at Miami (10/29).
- Made his second start of the season at cornerback vs. Washington (11/5).
- Was limited to a few plays vs. Los Angeles Chargers (12/3), due to an illness.

2022 (3/0)

- Played in three games and recorded 2 solo tackles.
- Dressed but did not play in three games and was inactive for 11 games.
- Played in his first game of the season at Cleveland (10/16). Saw limited action on defensive and special teams units. Recorded 1 tackle.
- Saw limited action on the defensive unit at Arizona (12/12) with DB Jalen Mills inactive with an injury and DB Jack Jones forced out of the game with an injury.
- Played one defensive snap vs. Cincinnati (12/24).

2021 (3/0, 0/0)

- Was a fifth-round draft pick by Baltimore and went to training camp with the Ravens before being traded to New England on Aug. 26.

UPDATED STATISTICS

Click or scan on the QR Code to access updated statistical information.



- Played in three games and was inactive for 12 games, finishing with 1 total tackle on defense.
- Placed on the COVID-19 list for the final game of the regular season and for the postseason.
- Made his NFL debut at Atlanta (11/18) and saw limited snaps on defense and special teams.
- Saw limited snaps on defense late in the game vs. Tennessee (11/28). Assisted on a fourth quarter tackle for his first career NFL tackle.
- Saw limited snaps on defense and special teams at Indianapolis (12/18).

COLLEGE

- Consensus All-American by the *Associated Press*, *The Sporting News*, *AFC* and *ESPN* in 2020.
- Totaled 91 tackles, 25 passes defensed, six interceptions, two forced fumbles and two sacks in 35 games with 19 starts during his college career.
- Became Ohio State's first-ever Tatum-Woodson Big Ten Defensive Back of the Year award winner in 2020.
- In 2019, was a key member of an Ohio State secondary that produced the nation's No. 1 pass defense. The Buckeyes also allowed the fewest total yards and fourth-fewest points.
- Finished third on the team in 2020 with 35 tackles (24 solo), while also leading the team with six passes defensed and two interceptions.

PERSONAL

- Prepped at Trinity Christian Academy in Jacksonville, Fla where he helped his team win four consecutive state championships.
- Grandfather, Curtis Green, played nine NFL seasons as a defensive tackle for the Detroit Lions (1981-89).
- Graduated with a degree in sports industry from Ohio State.

SHAUN WADE STATISTICS

POS: CB HT: 6-1 WT: 195 LBS YEAR: 4TH ACQ: TR (BAL)-21 COLLEGE: OHIO STATE BORN: 9/16/98

REGULAR SEASON DEFENSIVE STATISTICS

Year	Team	G/S	TT	TACKLES				INTERCEPTIONS					MISCELLANEOUS						
				UT	A	S	YDS	NO	YDS	AVG	LG	TD	PD	FF	FR	YDS	TD	SPT	
2020	Patriots	3/0	1	0	1	0.0	0.0	0	0	0.0	0	0	0	0	0	0	0	0	0
2021	Patriots	3/0	2	2	0	0.0	0.0	0	0	0.0	0	0	0	0	0	0	0	0	0
2023	Patriots	14/6	23	21	2	0.0	0.0	0	0	0.0	0	0	1	0	0	0	0	0	0
Totals – 3 Years		20/6	26	23	3	0.0	0.0	0	0	0.0	0	0	1	0	0	0	0	0	0

POSTSEASON DEFENSIVE STATISTICS

Year	Team	G/S	TT	TACKLES				INTERCEPTIONS					MISCELLANEOUS							
				UT	A	S	YDS	NO	YDS	AVG	LG	TD	PD	FF	FR	YDS	TD	SPT		
2021	Patriots																			
Totals – 1 Year		1/0	0	0	0	0.0	0.0	0	0	0.0	0	0	0	0	0	0	0	0	0	0

PLAYERS





ARMON WATTS

94 | DEFENSIVE TACKLE

HT: 6-5 | **WT:** 307 | **Born:** 7/22/1996 | **Exp. (NFL/Patriots):** 6/1
GP/GS (Playoffs): 72/22 (1/0) | **Acq:** UFA (PIT)-24
College: Arkansas | **Hometown:** St. Louis, Mo.

CAREER TRANSACTIONS

Armon Watts was signed by the New England Patriots as an unrestricted free agent from Pittsburgh on March 15, 2024 ... Originally drafted by Minnesota in the sixth round (190th overall) of the 2019 NFL Draft ... Released by Minnesota (8/30/22) ... Claimed off waivers by Chicago from Minnesota (8/31/22) ... Signed by Pittsburgh as an unrestricted free agent from Chicago (4/12/23).

SEASONAL REVIEWS

2023 (15/0, 1/0 – PITTSBURGH)

- Played in 15 games and finished with 15 total tackles and half a sack.
- Played in a reserve role in his first postseason game at Buffalo (1/15) in the Wild Card game, assisting with one tackle.

2022 (17/12 – CHICAGO)

- Was claimed off waivers by Chicago after being released by Minnesota after training camp.
- Played in 17 games with 12 starts and finished with 35 total tackles and 1 sack.

2021 (17/9 – MINNESOTA)

- Played in 17 games with 9 starts and set career highs with 46 total tackles, 5 sacks and 2 forced fumbles.
- Had two strip sacks - at Carolina (10/17) and vs. Green Bay (11/21).

2020 (16/0 – MINNESOTA)

- Appeared in 17 games and finished with 31 total tackles and half a sack.

UPDATED STATISTICS

Click or scan on the QR Code to access updated statistical information.



- Had a season high with 5 total tackles vs. Atlanta (10/18).

2019 (7/1, 0/0 – MINNESOTA)

- Played in 7 games with one start and finished with 13 total tackles, 1.5 sacks, 1 pass defensed and 1 forced fumble.
- Made his NFL debut at Dallas (11/10) and recorded 3 total tackles and half a sack.
- Made his first career start vs. Chicago (12/29) and had 3 total tackles with 1 forced fumble.
- Was inactive for the first nine weeks of the season.

COLLEGE

- Appeared in 29 games with 11 starts at Arkansas (2014-18).
- Finished his career with 62 total tackles, 7 sacks and 3 forced fumbles.
- Moved into the starting lineup as a senior in 2018 and led Arkansas with 7 sacks and 3 forced fumbles among defensive linemen.

PERSONAL

- Attended Christian Brothers High School.
- Helped his school to a 9-3 record in 2013, including an undefeated record in district play.
- Ranked as the No. 10 prospect from Missouri.

PLAYERS

ARMON WATTS STATISTICS

POS: DT HT: 6-5 WT: 307 LBS YEAR: 6TH ACQ: FA (PIT)-24 COLLEGE: ARKANSAS BORN: 7/22/96

REGULAR SEASON DEFENSIVE STATISTICS

Year	Team	G/S	TACKLES					YDS	NO	INTERCEPTIONS					MISCELLANEOUS				
			TT	UT	A	S	YDS			YDS	AVG	LG	TD	PD	FF	FR	YDS	TD	SPT
2019	Vikings	7/1	13	7	6	1.5	10.0	0	0	0.0	0	0	1	1	0	0	0	0	
2020	Vikings	16/0	31	12	19	0.5	2.0	0	0	0.0	0	0	0	0	0	0	0	0	
2021	Vikings	17/9	46	20	26	5.0	34.0	0	0	0.0	0	0	0	2	0	0	0	0	
2022	Bears	17/12	35	18	17	1.0	7.0	0	0	0.0	0	0	0	0	0	0	0	0	
2023	Steelers	15/0	15	6	9	0.5	4.0	0	0	0.0	0	0	0	0	0	0	0	0	
Totals – 5 Years		72/22	140	63	77	8.5	57.0	0	0	0.0	0	0	1	3	0	0	0	0	

POSTSEASON DEFENSIVE STATISTICS

Year	Team	G/S	TACKLES					YDS	NO	INTERCEPTIONS					MISCELLANEOUS				
			TT	UT	A	S	YDS			YDS	AVG	LG	TD	PD	FF	FR	YDS	TD	SPT
2019	Vikings	0/0	0	0	0	0.0	0.0	0	0	0.0	0	0	0	0	0	0	0	0	0
2023	Steelers	1/0	1	0	1	0.0	0.0	0	0	0.0	0	0	0	0	0	0	0	0	
Totals – 2 Years		1/0	5	3	2	0.0	0.0	0	0	0.0	0	0	0	0	0	0	0	0	



TYRONE WHEATLEY JR.

 **72** | TACKLE

HT: 6-6 | **WT:** 320 | **Born:** 2/4/1997 | **Exp. (NFL/Patriots):** 2/2
GP/GS (Playoffs): 2/0 (0/0) | **Acq:** TR (CLE)-23
College: Stony Brook | **Hometown:** Buffalo, N.Y.

CAREER TRANSACTIONS

Tyrone Wheatley Jr. was acquired by the New England Patriots in a trade with Cleveland in exchange for RB Pierre Strong Jr. on August 27, 2023 ... Originally signed by Chicago as a rookie free agent (6/18/21) ... Released by Chicago (8/31/21) ... Signed by Chicago to the practice squad (9/4/21) ... Released by Chicago (5/6/22) ... Signed by Las Vegas as a free agent (5/16/22) ... Released by Las Vegas (8/17/22) ... Signed by Cleveland to the practice squad (9/20/22).

SEASONAL REVIEWS

2023 (2/0)

- Was acquired in a trade with Cleveland on Aug. 27.
- Played in two games, contributing to the extra point and field goal units. He was listed as inactive due to injury in three games - at N.Y. Jets (9/24), at Dallas (10/1) and vs. New Orleans (10/8) - before being placed on the injured reserve list on Oct. 14.
- Made his NFL Debut and saw action on the extra point team as a reserve for vs. Philadelphia (9/10).
- Contributed to the New England field goal unit vs. Miami (9/17).

2022 (0/0 – CLEVELAND)

- Spent the year on the Browns practice squad, after being released by Las Vegas following training camp.

2021 (0/0 – CHICAGO)

- Spent the year on the Bears practice squad as an offensive lineman, a position he moved to from a tight end in the 2021 Spring League with the Blues.

COLLEGE

- Played college football as a tight end.
- Played final collegiate season at Stony Brook after playing three years at Michigan.
- As a senior at Stony Brook, played in 11 games with eight starts and totaled six receptions for 36 yards.

UPDATED STATISTICS

Click or scan on the QR Code to access updated statistical information.



- In three seasons at Michigan, played in 24 games with three starts.
- As a junior, posted three receptions for 26 yards.
- As a sophomore, totaled three catches for 35 yards.
- As a freshman, Wheatley was sidelined for the season with a foot injury.

PERSONAL

- Attended Canisius High School in Buffalo, N.Y.
- Ranked as the No. 12 overall prospect in the nation by ESPN.com.
- Father, Tyrone Wheatley, was a star running back at Michigan and played 10 years in the NFL with the New York Giants (1995-98) and Oakland Raiders (1999-2004). He is currently the head coach for Wayne State.
- Originally played tight end before he made the transition to the offensive line.



KEION WHITE



99 | DEFENSIVE END

HT: 6-5 | **WT:** 285 | **Born:** 1/20/1999 | **Exp. (NFL/Patriots):** 2/2
GP/GS (Playoffs): 16/4 (0/0) | **Acq:** D2-23 (46th)
College: Georgia Tech | **Hometown:** Garner, North Carolina

CAREER TRANSACTIONS

Keion White was drafted by the New England Patriots in the second round (46th overall) of the 2023 NFL Draft.

SEASONAL REVIEWS

2023 (16/4)

- Played in 16 games with four starts and recorded 26 tackles (12 solo, 14 assists), 1 sack for a loss of 9 yards, 3 passes defended, 5 quarterback hits and 3 tackles for loss. He also contributed to the special teams units. He was inactive for one game due to injury vs. Buffalo (10/22).
- Made his first career NFL start at the N.Y. Jets (9/24).
- Left the game at Las Vegas (10/15) with a head injury and did not return.
- Returned to action at Miami (10/29) after missing one game due to injury and was in the starting lineup.
- Recorded his first NFL sack when he brought down QB Tommy DeVito for a 9-yard sack in the third quarter at New York Giants (11/28).
- Started at defensive end vs. Los Angeles Chargers (12/3) in place of Deatrich Wise Jr., who was inactive due to injury.

COLLEGE

- Started in all 12 games in 2022, a breakthrough season for the defensive end.
- Led all defensive linemen and ranked third overall on the team with 54 tackles, a team-high 14 tackles for loss and a team-best 7½ sacks. He also recorded two quarterback hurries and one pass breakup.
- Finished sixth in the ACC in TFLs and sixth in sacks.
- Transferred from Old Dominion University to Georgia Tech with two seasons of eligibility remaining.
- Was a second-team all-Conference USA honoree as a sophomore in 2019 at Old Dominion after starting all 12 games at defensive end in his first season at the position, finishing tied for 10th in NCAA Division I FBS with 19 tackles for loss (which also tied ODU's single-season record).
- Transitioned to defensive end from tight end during the spring of 2019.

UPDATED STATISTICS

Click or scan on the QR Code to access updated statistical information.



- Started eight games at tight end for Old Dominion as a red-shirt freshman in 2018, hauling in 11 passes for 124 yards.

PERSONAL

- One of three siblings in his family (one brother, one sister)
- Majored in building construction and facility management.
- Was a two-way starter in high school at tight end and defensive end.

KEION WHITE STATISTICS

POS: DL HT: 6-5 WT: 285 LBS YEAR: 2nd ACQ: D2-23 (46TH) COLLEGE: GEORGIA TECH BORN: 1/20/99

REGULAR SEASON DEFENSIVE STATISTICS

Year	Team	G/S	TACKLES					INTERCEPTIONS					MISCELLANEOUS				
			TT	UT	A	S	YDS	NO	YDS	AVG	LG	TD	PD	FF	FR	YDS	TD
2023	Patriots	16/4	26	12	14	1	9.0	0	0	0.0	0	0	3	0	0	0	0
Totals – 1 Year		16/4	26	12	14	1	9.0	0	0	0.0	0	0	3	0	0	0	

PLAYERS





MITCHELL WILCOX

 **87** | TIGHT END

HT: 6-4 | **WT:** 250 | **Born:** 11/7/1996 | **Exp. (NFL/Patriots):** 4/1
GP/GS (Playoffs): 48/9 (7/0) | **Acq:** UFA (CIN)-24
College: South Florida | **Hometown:** Tarpon Springs, Fla.

CAREER TRANSACTIONS

Mitchell Wilcox was signed by the New England Patriots as an unrestricted free agent from Cincinnati on April 22, 2024 ... Originally signed by Cincinnati as a rookie free agent (4/27/20) ... Released by Cincinnati (9/5/20) ... Signed by Cincinnati to the practice squad (9/6/20) ... Signed by Cincinnati to the 53-man roster from the practice squad (11/21) ... Re-signed by Cincinnati (4/8/22) ... Re-signed by Cincinnati (7/24/23).

2023 (17/4 - CINCINNATI)

- Played in 17 games with four starts in a two-tight end formation and finished with 9 receptions for 56 receptions.
- Also had 4 special teams tackles.
- Made his first start of the season vs. Pittsburgh (11/26).
- Caught 2 passes for 20 yards vs. Minnesota (12/16), including a 10-yarder in the 4th quarter that led to a game-tying touchdown.

2022 (16/4, 3/0 - CINCINNATI)

- Played in 16 games with four starts and finished with 17 receptions for 139 yards and 1 touchdown.
- Also played in three postseason games and added 2 receptions for 19 yards.
- Caught 3 passes for 34 yards, including his first career touchdown pass on a 12-yard pass in the fourth quarter at Tampa Bay (12/18).
- Had a season-high 6 catches for 35 yards at New England (12/24).

2021 (15/1, 4/0 - CINCINNATI)

- Played in 15 games with one start and finished with 3 receptions for 16 yards.
- Also had 3 special teams tackles.
- Also played in all four postseason games, including one offensive snap and 25 special teams snaps in Super Bowl LVI vs. the Los Angeles Rams (2/13).

2020 (0/0 - CINCINNATI)

- Originally joined Cincinnati as a rookie free agent.
- Spent the majority of the season on the practice squad before being signed to the 53-man roster prior to the final game of the season.
- Was inactive vs. Baltimore (1/3).

UPDATED STATISTICS

Click or scan on the QR Code to access updated statistical information.



SINGLE-GAME CAREER HIGHS

Receptions:	6	at New England (12/24/22)
Receiving Yards:	35	at New England (12/24/22)
Receiving TDs:	1	at Tampa Bay (12/18/22)
Long:	19	at Tampa Bay (12/18/22)

COLLEGE

- Spent five seasons (2015-19) at the University of South Florida with a redshirt year in 2015.
- Played in 49 games with 40 starts and finished with 100 receptions for 1,326 yards and 11 touchdowns, all records for tight ends at South Florida.
- Also had eight career special teams tackles.
- Set single-season school records for a tight end with 43 receptions, 540 receiving yards and five touchdowns.

PERSONAL

- Attended Tarpon Springs (Fla.) High School outside of Tampa.
- As a senior, he posted 21 catches for 347 yards and 3 touchdowns, while adding 61 tackles on defense.
- Majored in marketing at USF.

MITCHELL WILCOX STATISTICS

POS: TE HT: 6-4 WT: 250 LBS YEAR: 4TH ACQ: UFA (CIN)-24 COLLEGE: SOUTH FLORIDA BORN: 11/7/96

REGULAR SEASON RECEIVING STATISTICS

Year	Team	G/S	REC	YDS	AVG	LG	TD
2020	Bengals	0/0	0	0	0.0	0	0
2021	Bengals	15/1	3	16	5.3	8	0
2022	Bengals	16/4	17	139	8.2	19	1
2023	Bengals	17/4	9	56	6.2	12	0
Totals – 3 Years		48/9	29	211	7.3	19	1

Additional Statistics: 7 special Teams tackles - 2023 - 4 special teams tackles, 2021 3 special teams tackles

POSTSEASON RECEIVING STATISTICS

Year	Team	G/S	REC	YDS	AVG	LG	TD
2021	Bengals	4/0	0	0	0.0	0	0
2022	Bengals	3/0	2	19	9.5	10	0
Totals – 2 Years		7/0	2	19	9.5	10	0

PLAYERS





MARCO WILSON

 **22** | CORNERBACK

HT: 6-0 | **WT:** 191 | **Born:** 3/3/1999 **Exp. (NFL/Patriots):** 4/2
GP/GS (Playoffs): 44/37 (1/1) | **Acq:** CW (ARI)-23
College: Florida | **Hometown:** Plantation, Fla.

CAREER TRANSACTIONS

Marco Wilson was claimed off waivers and awarded to the New England Patriots from Arizona on December 8, 2023 ... Originally drafted by Arizona in the fourth round (136th overall) of the 2021 NFL draft ... Released by Arizona (12/26/23).

SEASONAL REVIEWS

2023 (1/0)

- Was claimed off waivers from Arizona and awarded to the Patriots on Dec. 28.
- Dressed but did not play at Buffalo (12/31).
- Played in his first game in a New England uniform when he entered the game on defense in the second quarter vs. N.Y. Jets (1/7) and recorded a tackle.

2023 (15/11 - ARIZONA)

- Started in the first 11 games for the Cardinals secondary and played as a reserve in four games.
- Collected 52 tackles (41 solo, 11 assists) and 4 passes defended in 15 games.
- Tallied 2 passes defended vs. Dallas (9/24)
- Racked up a career-high 11 tackles vs. Cincinnati (10/8).
- Was released by Arizona on Dec. 26.

2022 (14/13 - ARIZONA)

- Contributed to the Cardinals secondary as a starting defensive back. Over 14 games, he tallied 58 total tackles (44 solo, 14 assists), 2 tackles for loss and 1 forced fumble. He led the Cardinals in both passes defended with 10 and interceptions with 3.
- Led the team in passes defended, with 2, and collected a forced fumble in the season opener vs. Kansas City (9/11).
- Named the NFC Defensive Player of the Week after recording 3 tackles and 2 passes defended in the Cardinals win vs. New Orleans (10/20). Picked off a QB Andy Dalton pass at the end of the first half and returned it 38 yards for his first career interception and touchdown.
- Recorded 4 tackles, 2 passes defended and 2 interceptions vs. Tampa Bay (12/25). Marked his first game with multiple interceptions at either the college or NFL level.

2021 (14/13, 1/1 - ARIZONA)

- Served as a starting defensive back as a rookie for the Cardinals secondary. He recorded 48 tackles (40 solo, 8 assists), 4 passes defended and 2 forced fumbles.
- Started in his NFL debut at Tennessee (9/12), collected 3 tackles.
- Started at Jacksonville (9/26) and recorded 6 tackles. He added 1 forced fumble and a pass defended on a third down forcing the Jaguars to punt and would lead to a Cardinal touchdown.

UPDATED STATISTICS

Click or scan on the QR Code to access updated statistical information.



HONORS & AWARDS

2022: NFC Defensive Player of the Week (Wk. 7)

- Tallied a season-high 8 tackles (6 solo, 2 assist) at Los Angeles Rams (10/3).
- Returned action after missing two game due to injury and made his play-off debut in a wild card game at Los Angeles Rams (1/17), and tallied 1 tackles.

COLLEGE

- Wilson played 36 games (35 starts) in four seasons (2017-20) for Florida, totaling 3 interceptions, 20 passes defended and 103 tackles
- Started all 11 games as a true freshman, joining Joe Haden (2007), Janoris Jenkins (2008) and Marcus Roberson (2011) as the only players in program history to start at CB in a season opener. Named to the coaches Freshman All-SEC team
- Suffered a season-ending knee injury his sophomore year in 2018.
- Helped lead the 11-2 Gators to a #6 ranking in the final AP poll and an Orange Bowl victory over Virginia in 2019.
- Helped lead the #13-ranked Gators to an appearance in the SEC Championship Game and a bid to the Cotton Bowl in 2020.

PERSONAL

- Earned USA Today All-American recognition with 20 tackles and 3 interceptions (one returned for a TD) as a senior in 2016.
- Ran track, claiming a 2A state championship as a junior.
- His brother, Quincy, also played CB at Florida and was drafted in the second round (46th overall) of the 2017 NFL Draft by Indianapolis
- His father, Chad, played at the University of Miami from 1992-94 with Ray Lewis, Warren Sapp and Dwayne The Rock Johnson. Chad owns All Eyes DB camp, a South Florida based organization that coaches and trains defensive backs and linebackers.

MARCO WILSON STATISTICS

POS: CB HT: 6-0 WT: 191 LBS YEAR: 4TH ACQ: CW (ARI) - 23 COLLEGE: FLORIDA BORN: 3/3/99

REGULAR SEASON DEFENSIVE STATISTICS

Year	Team	G/S	TACKLES					INTERCEPTIONS					MISCELLANEOUS					
			TT	UT	A	S	YDS	NO	YDS	AVG	LG	TD	PD	FF	FR	YDS	TD	SPT
2021	Cardinals	14/13	48	40	8	0.0	0.0	0	0	0.0	0	0	4	2	0	0	0	0
2022	Cardinals	14/13	58	44	14	0.0	0.0	3	77	25.7	39	1	10	1	0	0	0	0
2023	Cardinals	15/11	52	41	11	0.0	0.0	0	0	0.0	0	0	4	0	0	0	0	0
2023	Patriots	1/0	1	0	1	0.0	0.0	0	0	0.0	0	0	0	0	0	0	0	0
TOTALS- 3 years		44/37	159	125	34	0.0	0.0	3	77	25.7	39	1	18	3	0	0	0	0

POSTSEASON SEASON DEFENSIVE STATISTICS

Year	Team	G/S	TACKLES					INTERCEPTIONS					MISCELLANEOUS						
			TT	UT	A	S	YDS	NO	YDS	AVG	LG	TD	PD	FF	FR	YDS	TD	SPT	
2021	Cardinals	1/1	1	0	1	0.0	0.0	0	0	0	0	0	0	0	0	0	0	0	0
TOTALS- 1 years		1/1	1	0	1	0.0	0.0	0	0	0	0	0	0	0	0	0	0	0	

PLAYERS





DEATRICH WISE JR.



91 | DEFENSIVE END

HT: 6-5 | **WT:** 280 | **Born:** 7/26/1994 | **Exp. (NFL/Patriots):** 8/8
GP/GS (Playoffs): 111/56 (6/3) | **Acq:** D4-17 (131st)
College: Arkansas | **Hometown:** Carrollton, Texas

SUPER BOWLS: 18

PRONOUNCED DEE-tritch

CAREER TRANSACTIONS

Deatrich Wise, Jr. was re-signed by the New England Patriots as an unrestricted free agent on March 19, 2021 ... Originally drafted by New England in the fourth round (131st overall) of the 2017 NFL Draft.

SEASONAL REVIEWS

2023 (16/13)

- Played in 16 games with 13 starts and recorded 54 tackles (22 solo, 32 assists), 4½ sacks for a loss of 50 yards, 6 quarterback hits, 3 tackles for loss, 1 forced fumble, and 1 pass defended. He missed one game due to injury, vs. L.A. Chargers (12/3).
- Named team captain for second straight year.
- Part of 7th-ranked defense that finished fourth in the NFL in 2023, allowing 93.2 yards rushing per game. It is the third lowest in team history since the 1970 merger.
- Returned to action at Pittsburgh (12/7) after missing a week due to injury.

2022 (17/16)

- Played in 17 games with 16 starts and recorded a career-high 59 total tackles (33 solo, 26 assist), a career-high 7½ sacks for 46.5 yards, 2 forced fumbles and 3 passes defended.
- Named the 2022 Ron Burton Award winner.
- Named a co-captain for the first time in his career.
- Played in 90 percent of the defensive snaps at Pittsburgh (9/18). Recorded four total tackles.
- Had his first career three-sack game after a 3-yard sack in the first quarter and an 8-yard sack and a 1-yard sack in the second quarter in the home opener vs. Baltimore (9/25). He is the fourth Patriots player to register three sacks in a half.

2021 (16/9, 1/1)

- Played in 16 games with nine starts in the regular season and finished with 41 total tackles, 3 sacks, 9 quarterback hits, 4 passes defended and 1 forced fumble.
- Missed the game vs. Buffalo (12/26) while on the COVID-19 list.
- Started in the postseason game at Buffalo (1/15) and posted 2 solo tackles.
- Sacked QB Baker Mayfield for 9 yards and forced a fumble vs. Cleveland (11/14). Split a second sack with Lawrence Guy for 8 yards. Registered 4 total tackles and recorded 2 quarterback hits on the day.

UPDATED STATISTICS

Click or scan on the QR Code to access updated statistical information.



VIDEO FEATURE

- Follow Deatrich Wise's journey to the NFL from watching his dad coach, to playing Pop Warner, to going to Arkansas and now to being a team captain for the New England Patriots.



- Strong rush at Atlanta (11/18) helped force four sacks, four interceptions and limit the Falcons to just 40 yards rushing.
- Sacked QB Carson Wentz for an 8 yard loss at Indianapolis (12/18) to go along with 2 total tackles.
- Started in the Wild Card Round loss at Buffalo (1/15) and had his first career blocked kick on an extra point attempt in the second quarter. It was the first blocked kick by the Patriots in 2021. The last time the Patriots blocked a PAT was by Justin Bethel last year vs. San Francisco (10/25/20).

2020 (16/7)

- Played in all 16 games with seven starts and totaled 49 tackles, 2½ sacks and 1 fumble recovery in the end zone for his first career touchdown.
- Helped force a fumble on a sack combined with LB Shilique Calhoun and recovered the fumble in the end zone for his first career touchdown vs. Las Vegas (9/27). Added five tackles in the win.
- Played as a reserve vs. Denver (10/18) and registered a season-high 6 tackles.
- Started at defensive end in the win at N.Y. Jets (11/9). Matched a season-high 6 tackles and added 1 sack.
- Racked up 2 tackles and added a sack in the win at L.A. Chargers (12/6).

2019 (14/3, 1/1)

- Played in 14 regular season games with three starts and totaled 26 tackles, 2 sacks and 1 forced fumble as part of a defense that finished No. 1 in the NFL in total defense (275.9 yards per game) and scoring (14.1 points allowed per game).
- Started along the defensive line and registered 4 tackles in the AFC Wild Card Playoff vs. Tennessee (1/4).
- Was inactive for the victory at Miami (9/15) and was active

PLAYERS

but did not play at Baltimore (11/3).

- Contributed in a reserve role on the defensive line with one tackle, a sack and a forced fumble in the season-opening victory vs. Pittsburgh (9/8).
- Started along the defensive line for the third time in the season and made 2 tackles and one sack vs. Kansas City (12/8).
- Contributed on defense as a key reserve and led the team with seven tackles in the win at Cincinnati (12/15).
- Notched 4 solo tackles and two hits on Jets quarterback Sam Darnold in a Week 17 win vs New York (1/3).

2018 (16/5, 1/1)

- Appeared in all 16 regular season games with five starts and finished with a career-best 30 tackles, while also adding 4½ sacks.
- Missed the first two postseason contests due to injury but started at defensive end and made five tackles in the Super Bowl LIII victory vs. the Los Angeles Rams (2/3).
- Contributed as a reserve defensive end in the season-opening victory vs. Houston (9/9), finishing with 3 tackles total and 1½ sacks of QB Deshaun Watson for a total of 7½ yards lost.
- Totaled four tackles as a reserve defensive end and had a 7-yard sack of QB Matthew Stafford at Detroit (9/23).
- Contributed as a reserve defensive lineman and made two tackles, while also adding a sack of QB Mitchell Trubisky for a 4-yard loss during the win at Chicago (10/21).
- Made his first start of the season and finished with one tackle as a defensive end in the win at Buffalo (10/29).
- Contributed in a reserve role on the defensive line and made one tackle, while also adding a sack of QB Josh McCown for a 7-yard loss in the win at N.Y. Jets (11/25).

2017 (16/3, 3/0)

- Appeared in all 16 regular season games with three starts as a rookie and logged 26 tackles, 5 sacks and 1 pass defensed.
- Appeared in all three postseason contests as a reserve and tallied 4 tackles and 2 sacks.
- Contributed in a reserve role at defensive end and made his first career tackle and sack when he dropped QB Alex Smith for a 12-yard loss in the second quarter of the season-opener vs. Kansas City (9/7).
- Was a key contributor in a reserve role at defensive end with 2 tackles for loss, 5 quarterback hits and a sack for an 8-yard loss, for the second-consecutive game in the win at New Orleans (9/17). Became the first Patriots rookie to have a sack in his first two NFL games since Chandler Jones in 2012.
- Made his first-career start on the defensive line and finished with 2 tackles in the win at N.Y. Jets (10/15).
- Contributed on defense with 2 tackles, while adding a sack of QB Tyrod Taylor for a 4-yard loss in the first quarter and adding another half sack late in the fourth quarter of the win vs. Buffalo (12/24).
- Made his postseason debut in a reserve role at defensive end and had the first multi-sack game of his career to go along with 2 tackles in the Divisional Playoff victory

vs. Tennessee (1/13). Took down QB Marcus Mariota for a 4-yard loss on Tennessee's opening drive of the game and added his second sack for an 8-yard loss in the fourth quarter.

COLLEGE

- Played in 50 games with 10 starts at Arkansas and tallied 112 tackles, 16½ sacks, 17 quarterback hurries, six passes defensed and four forced fumbles.
- Ranks 10th in school history with 16½ career sacks.
- Served as a team captain as a senior in 2016. Played in 13 games with eight starts and totaled 49 tackles. Finished second on the team with 3½ sacks. Also forced one fumble, notched seven quarterback pressures and three passes defensed.
- Played in all 13 games as a junior and led the team with eight sacks. Also posted 31 tackles, three forced fumbles, five quarterback pressures and three passes defensed.
- Saw action in 10 contests and started once at defensive end as a sophomore. Logged 13 tackles and two sacks.
- Played in all 12 games as a freshman and totaled 17 tackles, two sacks, one fumble recovery and two quarterback hurries.

PERSONAL

- Recorded 113 tackles, including 12 for loss with 10 sacks, two forced fumbles, two quarterback hurries and one blocked field goal in 2011 while helping Hebron (Texas) High School to the state playoffs. Following his senior campaign, he was named District 8-5A Defensive Player of the Year.
- In his junior season, he totaled 40 tackles, including seven sacks.
- Chose Arkansas after also receiving offers from Texas A&M, Vanderbilt, Arizona, Purdue and Wake Forest.
- Son of Deatrich Sr. and Sheila Wise.
- Father was drafted in the ninth round of the 1988 NFL Draft by the Seattle Seahawks and also spent time with the New Orleans Saints and the CFL's British Columbia Lions.
- Has two younger brothers that play football. Daniel spent time with the Washington Commanders and is currently with the Kansas City Chiefs, while Solomon played defensive end for the USFL's Philadelphia Stars in 2022.
- Earned his undergraduate degree in kinesiology in 2016.
- Earned 2012-13 First-Year SEC Academic Honor Roll honors.
- Married wife, Chanell, in the 2019 offseason and welcomed a son, Amir, this past offseason.

DEATRICH WISE JR. STATISTICS

POS: DL HT: 6-5 WT: 280 LBS YEAR: 8TH ACQ: D4-17 (131ST) COLLEGE: ARKANSAS BORN: 7/26/94

REGULAR SEASON DEFENSIVE STATISTICS

Year	Team	G/S	TT	TACKLES					INTERCEPTIONS					MISCELLANEOUS				
				UT	A	S	YDS	NO	YDS	AVG	LG	TD	PD	FF	FR	YDS	TD	SPT
2017	Patriots	16/3	26	16	10	5.0	38.0	0	0	0.0	0	0	1	0	0	0	0	
2018	Patriots	16/5	30	15	15	4.5	25.5	0	0	0.0	0	0	0	0	0	0		
2019	Patriots	14/3	26	20	6	2.0	12.0	0	0	0.0	0	0	0	1	0	0		
2020	Patriots	16/7	49	27	22	2.5	11.0	0	0	0.0	0	0	0	1	0	1		
2021	Patriots	16/9	41	28	13	3.0	22.5	0	0	0.0	0	0	4	1	0	0		
2022	Patriots	17/16	59	33	26	7.5	46.5	0	0	0.0	0	0	3	2	0	0		
2023	Patriots	16/13	54	22	32	4.5	50.0	0	0	0.0	0	0	1	1	0	0		
Totals – 7 Years		111/56	285	161	124	29.0	205.5	0	0	0.0	0	0	9	5	1	0		

Additional statistics: Blocked extra point at Buffalo (1/15/22)

POSTSEASON DEFENSIVE STATISTICS

Year	Team	G/S	TT	TACKLES					INTERCEPTIONS					MISCELLANEOUS				
				UT	A	S	YDS	NO	YDS	AVG	LG	TD	PD	FF	FR	YDS	TD	SPT
2017	Patriots	3/0	4	3	1	2.0	12.0	0	0	0.0	0	0	0	0	0	0		
2018	Patriots	1/1	5	3	2	0.0	0.0	0	0	0.0	0	0	0	0	0			
2019	Patriots	1/1	4	2	2	0.0	0.0	0	0	0.0	0	0	0	0	0			
2021	Patriots	1/1	2	2	0	0.0	0.0	0	0	0.0	0	0	0	0	0			
Totals – 4 Years		6/3	15	10	5	2.0	12.0	0	0	0.0	0	0	0	0	0			

PLAYERS

WISE'S CAREER GAME-BY-GAME

2017	OPPONENT	P/S	TT	UT	A	S	YDS	INT	YDS	PD	FF	FR	SPT	2018	OPPONENT	P/S	TT	UT	A	S	YDS	INT	YDS	PD	FF	FR	SPT
09/07	Kansas City	p	1	1	0	1.0	12.0	-	-	-	-	-	-	09/09	Houston	p	3	2	1	1.5	7.5	-	-	-	-	-	
09/17	at New Orleans	p	2	2	0	1.0	8.0	-	-	-	-	-	-	09/16	at Jacksonville	p	0	0	0	-	-	-	-	-	-	-	
09/24	Houston	p	2	1	1	-	-	-	1	-	-	-	-	09/23	at Detroit	p	4	3	1	1.0	7.0	-	-	-	-	-	-
10/01	Carolina	p	1	1	0	-	-	-	-	-	-	-	-	09/30	Miami	p	1	0	1	-	-	-	-	-	-	-	
10/05	at Tampa Bay	p	1	1	0	1.0	10.0	-	-	-	-	-	-	10/04	Indianapolis	p	1	1	0	-	-	-	-	-	-	-	
10/15	at N.Y. Jets	S	2	0	2	-3	-	-	-	-	-	-	-	10/14	Kansas City	p	0	0	0	-	-	-	-	-	-	-	
10/22	Atlanta	S	2	2	0	-	-	-	-	-	-	-	-	10/21	at Chicago	p	2	2	0	1.0	4.0	-	-	-	-	-	-
10/29	L.A. Chargers	p	1	0	1	-	-	-	-	-	-	-	-	10/29	at Buffalo	S	1	1	0	-	-	-	-	-	-	-	
11/12	at Denver	p	1	1	0	-	-	-	-	-	-	-	-	11/04	Green Bay	S	3	1	2	-	-	-	-	-	-	-	
11/19	at Oakland	p	3	3	0	-	-	-	-	-	-	-	-	11/11	at Tennessee	S	5	2	3	-	-	-	-	-	-	-	
11/26	Miami	p	1	1	0	-	-	-	-	-	-	-	-	11/25	at N.Y. Jets	p	1	1	0	1.0	7.0	-	-	-	-	-	-
12/03	at Buffalo	S	4	1	3	-	-	-	-	-	-	-	-	12/02	Minnesota	p	0	0	0	-	-	-	-	-	-	-	
12/11	at Miami	p	0	0	0	-	-	-	-	-	-	-	-	12/09	at Miami	p	3	0	3	-	-	-	-	-	-	-	
12/17	at Pittsburgh	p	2	0	2	0.5	4.0	-	-	-	-	-	-	12/16	at Pittsburgh	p	0	0	0	-	-	-	-	-	-	-	
12/24	Buffalo	p	2	1	1	1.5	4.0	-	-	-	-	-	-	12/23	Buffalo	S	1	0	1	-	-	-	-	-	-	-	
12/31	N.Y. Jets	p	1	1	0	-	-	-	-	-	-	-	-	12/30	N.Y. Jets	S	5	2	3	1.0	5.0	-	-	-	-	-	
2017 Totals			16/3	26	16	10	5.0	38.0	0	0	1	0	0	2018 Totals			16/5	30	15	15	4.5	25.5	0	0	0	0	
01/13	Tennessee	p	2	2	0	2.0	12.0	-	-	-	-	-	-	01/13	L.A. Chargers					Inactive							
01/21	Jacksonville	p	2	1	1	-	-	-	-	-	-	-	-	01/20	at Kansas City					Inactive							
02/04	Philadelphia	p	0	0	0	-	-	-	-	-	-	-	-	02/03	L.A. Rams	S	5	3	2	-	-	-	-	-	-	-	
2017 Postseason			3/0	4	3	1	2.0	12.0	0	0	0	0	0	2018 Postseason			1/1	5	3	2	0.0	0.0	0	0	0	0	

WISE'S CAREER GAME-BY-GAME

PLAYERS

2019	OPPONENT	P/S	TT	UT	A	S	YDS	INT	YDS	PD	FF	FR	SPT
09/08	Pittsburgh	p	1	1	0	1.0	0.0	-	-	1	-	-	-
09/15	at Miami					Inactive							
09/22	N.Y. Jets	p	0	0	0	-	-	-	-	-	-	-	-
09/29	at Buffalo	p	1	1	0	-	-	-	-	-	-	-	-
10/06	at Washington	p	2	2	0	-	-	-	-	-	-	-	-
10/10	N.Y. Giants	p	2	2	0	-	-	-	-	-	-	-	-
10/21	at N.Y. Jets	S	2	1	1	-	-	-	-	-	-	-	-
10/27	Cleveland	p	3	3	0	-	-	-	-	-	-	-	-
11/03	at Baltimore					Did Not Play							
11/17	at Philadelphia	S	1	1	0	-	-	-	-	-	-	-	-
11/24	Dallas	p	1	1	0	-	-	-	-	-	-	-	-
12/01	at Houston	p	1	1	0	-	-	-	-	-	-	-	-
12/08	Kansas City	S	2	2	0	1.0	12.0	-	-	-	-	-	-
12/15	at Cincinnati	p	7	3	4	-	-	-	-	-	-	-	-
12/21	Buffalo	p	0	0	0	-	-	-	-	-	-	-	-
12/29	Miami	p	3	2	1	-	-	-	-	-	-	-	-
2019 Totals			14/3	26	20	6	2.0	12.0	0	0	0	1	0
01/04	Tennessee	S	4	2	2	-	-	-	-	-	-	-	-
2019 Postseason			1/1	4	2	2	0.0	0.0	0	0	0	0	0

2020	OPPONENT	P/S	TT	UT	A	S	YDS	INT	YDS	PD	FF	FR	SPT
09/13	Miami	p	1	0	1	-	-	-	-	-	-	-	-
09/20	at Seattle	p	1	0	1	-	-	-	-	-	-	-	-
09/27	Las Vegas	p	5	3	2	0.5	3.0	-	-	-	1	-	-
10/05	at Kansas City	p	4	3	1	-	-	-	-	-	-	-	-
10/18	Denver	p	6	2	4	-	-	-	-	-	-	-	-
10/25	San Francisco	S	0	0	0	-	-	-	-	-	-	-	-
11/01	at Buffalo	S	4	1	3	-	-	-	-	-	-	-	-
11/09	at N.Y. Jets	S	6	4	2	1.0	5.0	-	-	-	-	-	-
11/15	Baltimore	p	2	0	2	-	-	-	-	-	-	-	-
11/22	at Houston	S	0	0	0	-	-	-	-	-	-	-	-
11/29	Arizona	S	3	2	1	-	-	-	-	-	-	-	-
12/06	at L.A. Chargers	S	2	2	0	1.0	3.0	-	-	-	-	-	-
12/10	at L.A. Rams	S	5	1	4	-	-	-	-	-	-	-	-
12/20	at Miami	p	2	1	1	-	-	-	-	-	-	-	-
12/28	Buffalo	p	4	4	0	-	-	-	-	-	-	-	-
01/03	N.Y. Jets	p	4	4	0	-	-	-	-	-	-	-	-
2020 Totals			16/7	49	27	22	2.5	11.0	0	0	0	0	1

2021	OPPONENT	P/S	TT	UT	A	S	YDS	INT	YDS	PD	FF	FR	SPT
09/12	Miami	p	0	0	0	-	-	-	-	-	-	-	-
09/19	at N.Y. Jets	p	2	1	1	-	-	-	-	-	-	-	-
09/26	New Orleans	p	6	5	1	0.5	1.5	-	-	-	-	-	-
10/03	Tampa Bay	p	4	3	1	-	-	-	-	1	-	-	-
10/10	at Houston	p	3	0	3	-	-	-	-	-	-	-	-
10/17	Dallas	p	6	5	1	-	-	-	-	-	-	-	-
10/24	N.Y. Jets	p	1	1	0	-	-	-	-	1	-	-	-
10/31	at L.A. Chargers	p	3	2	1	-	-	-	-	1	-	-	-
11/07	at Carolina	p	3	1	2	-	-	-	-	-	-	-	-
11/14	Cleveland	p	4	3	1	1.5	13.0	-	-	1	-	-	-
11/18	at Atlanta	p	0	0	0	-	-	-	-	-	-	-	-
11/28	Tennessee	p	1	1	0	-	-	-	-	1	-	-	-
12/06	at Buffalo	p	1	1	0	-	-	-	-	-	-	-	-
12/18	at Indianapolis	p	2	2	0	1.0	8.0	-	-	-	-	-	-
12/26	Buffalo					Reserve/Covid List							
01/02	Jacksonville	p	1	0	1	-	-	-	-	-	-	-	-
01/09	at Miami	p	4	3	1	-	-	-	-	-	-	-	-
2021 Totals			16/9	41	28	13	3.0	22.5	0	0	4	1	0
01/15	at Buffalo	S	2	2	0	-	-	-	-	-	-	-	-
2021 Postseason			1/1	2	2	0	0.0	0	0	0	0	0	0

2022	OPPONENT	P/S	TT	UT	A	S	YDS	INT	YDS	PD	FF	FR	SPT
09/11	at Miami	S	3	2	1	1.0	7.0	-	-	-	1	-	-
09/18	at Pittsburgh	S	4	3	1	-	-	-	-	-	-	-	-
09/25	Baltimore	S	6	5	1	3.0	12.0	-	-	-	-	-	-
10/02	at Green Bay	S	5	0	5	-	-	-	-	-	-	-	-
10/09	Detroit	S	4	3	1	-	-	-	-	-	-	-	-
10/16	at Cleveland	S	3	3	0	1.0	0.0	-	-	1	1	-	-
10/24	Chicago	p	3	1	2	-	-	-	-	-	-	-	-
10/30	at NY Jets	S	1	1	0	-	-	-	-	1	-	-	-
11/06	Indianapolis	S	3	1	2	0.5	7.5	-	-	-	-	-	-
11/20	NY Jets	S	5	2	3	1.0	7.0	-	-	1	-	-	-
11/24	at Minnesota	S	5	4	1	-	-	-	-	-	-	-	-
12/01	Buffalo	S	4	1	3	-	-	-	-	-	-	-	-
12/12	at Arizona	S	2	0	2	-	-	-	-	-	-	-	-
12/18	at Las Vegas	S	2	1	1	-	-	-	-	-	-	-	-
12/24	Cincinnati	S	3	2	1	-	-	-	-	-	-	-	-
01/01	Miami	S	3	2	1	-	-	-	-	-	-	-	-
01/08	at Buffalo	S	3	2	1	1.0	13.0	-	-	-	-	-	-
2022 Totals			17/16	59	33	26	7.5	46.5	0	0	3	2	0

2023	OPPONENT	P/S	TT	UT	A	S	YDS	INT	YDS	PD	FF	FR	SPT
09/10	Philadelphia	S	4	2	2	-	-	-	-	-	-	-	-
09/17	Miami	S	3	0	3	-	-	-	-	-	-	-	-
09/24	at N.Y. Jets	P	2	1	1	-	-	-	-	-	-	-	-
10/01	at Dallas	S	4	2	2	1	9.0	-	-	-	-	-	-
10/08	New Orleans	S	7	4	3	-	-	-	-	-	-	-	-
10/15	at Las Vegas	P	2	1	1	-	-	-	-	-	-	-	-
10/22	Buffalo	S	3	1	2	-	-	-	-	-	-	-	-
10/29	at Miami	P	1	0	1	-	-	-	-	-	-	-	-
11/05	Washington	S	8	3	5	1	13.0	-	-	-	-	-	-
11/12	Indianapolis	S	3	1	2	-	-	-	-	1	-	-	-
11/26	at N.Y. Giants	S	2	1	1	0.5	3.0	-	-	-	-	-	-
12/03	L.A. Chargers					Inactive							
12/07	at Pittsburgh	S	1	0	1	-	-	-	-	-	-	-	-
12/17	Kansas City	S	2	1	1	1	11.0	-	-	-	-	-	-
12/24	at Denver	S	5	2	3	-	-	-	-	-	-	-	-
12/31	at Buffalo	S	4	2	2	1	15.0	-	-	-	1	-	-
01/07	N.Y. Jets	S	3	1	2	-	-	-	-	-	-	-	-
2023 Totals			16/13	54	22	32	4.550	0	0	1	1	0	0



OSHANE XIMINES

 **93** | LINEBACKER

HT: 6-4 | **WT:** 254 | **Born:** 12/7/1995 | **Exp. (NFL/Patriots):** 5/1

GP/GS (Playoffs): 48/9 (2/0) | **Acq:** FA-24

College: Old Dominion | **Hometown:** Ahoskie, N.C.

PRONOUNCED ZIM-en-ess

CAREER TRANSACTIONS

Oshane Ximines was signed by the New England Patriots as an agent on April 30, 2024 ... Originally drafted by the N.Y. Giants in the third round (95th overall) of the 2019 NFL Draft ... Released by N.Y. Giants (8/29/23) ... Signed by N.Y. Giants to the practice squad (8/30/23) ... Elevated by N.Y. Giants to the active roster from the practice squad (9/16/23) ... Reverted back to the N.Y. Giants practice squad (9/18/23) ... Elevated by N.Y. Giants to the active roster from the practice squad (9/21/23) ... Reverted back to the N.Y. Giants practice squad (9/22/23) ... Elevated by N.Y. Giants to the active roster from the practice squad (10/28/23) ... Reverted back to the N.Y. Giants practice squad (10/30/23) ... Released by the N.Y. Giants from the practice squad (11/30/23).

SEASONAL REVIEWS

2023 (3/0 - N.Y. GIANTS)

- Was released by the Giants after training camp and began the season on the practice squad.
- Was elevated to the active roster and played in three games, finishing with 4 total tackles.
- Was released by the Giants from the practice squad Nov. 30.

2022 (15/4, 2/0 - N.Y. GIANTS)

- Played in 15 games with four starts and finished the season with 24 total tackles, 2 sacks, 2 passes defended 1 forced fumble and 1 fumble recover.
- Also played in both postseason games but did not register any statistics.
- Started in the season opener at Tennessee (9/11) and had a season-high 6 total tackles.
- Recored a 7-yard sack of QB Baker Mayfield vs. Carolina (9/18) and a 9-yard sack of QB Aaron Rodgers at Green Bay (10/9).

2021 (10/0 - N.Y. GIANTS)

- Played in 10 games, was inactive for six games missed the game vs. Dallas (12/19) while on the COVID-list.
- Finished the season with 12 total tackles and 1 special teams tackle.

UPDATED STATISTICS

Click or scan on the QR Code to access updated statistical information.



PLAYERS

2020 (4/3 - N.Y. GIANTS)

- Was limited to just four games with three starts due to injury and finished with 5 total tackles.
- Suffered a shoulder injury at the L.A. Rams (10/4) and finished the season on injured reserve.

2019 (16/2 - N.Y. GIANTS)

- Played in 16 games with two starts and finished with 24 total tackles and 4½ sacks.
- Had one solo tackle in his NFL debut at Dallas (9/8).
- Split a 4-yard sack with Markus Golden for his first career sack vs. Buffalo (9/15).
- Recorded two sacks of QB Carson Wentz at Philadelphia (12/9).

COLLEGE

- Was the first player from Old Dominion ever selected in the NFL Draft.
- Played in 49 games with 48 starts in his four collegiate seasons and finished with 176 and a school-record 33 sacks with 11 forced fumbles.
- Led the school in sacks in each of his four seasons.
- Was the first Old Dominion player to be invited to the Senior Bowl.
- Finished with a school-record 12 sacks as a senior in 2018.

PERSONAL

- Is the first player in NFL history with a last name that begins with X.
- Was a two-time defensive MVP and two-time All-Conference selection.
- Majored in finance.

OSHANE XIMINES STATISTICS

POS: LB HT: 6-4 WT: 255 LBS YEAR: 6TH ACQ: FA-24 COLLEGE: OLD DOMINION BORN: 12/7/95

REGULAR SEASON DEFENSIVE STATISTICS


Year	Team	G/S	TACKLES					INTERCEPTIONS					MISCELLANEOUS					
			TT	UT	A	S	YDS	NO	YDS	AVG	LG	TD	PD	FF	FR	YDS	TD	SPT
2019	Giants	16/2	24	11	13	4.5	35.0	0	0	0.0	0	0	1	0	0	0	0	0
2020	Giants	4/3	5	4	1	0.0	0.0	0	0	0.0	0	0	0	0	0	0	0	0
2021	Giants	10/0	12	4	8	0.0	0.0	0	0	0.0	0	0	3	0	0	0	0	1
2022	Giants	15/4	24	15	9	2.0	16.0	0	0	0.0	0	0	2	1	1	0	0	0
2023	Giants	3/0	4	1	3	0.0	0.0	0	0	0.0	0	0	0	0	0	0	0	0
Totals – 5 Years		48/9	69	35	34	6.5	51.0	0	0	0.0	0	0	6	1	0	0	0	1

POSTSEASON DEFENSIVE STATISTICS

Year	Team	G/S	TACKLES					INTERCEPTIONS					MISCELLANEOUS					
			TT	UT	A	S	YDS	NO	YDS	AVG	LG	TD	PD	FF	FR	YDS	TD	SPT
2022	Giants	2/0	0	0	0	0.0	0.0	0	0	0.0	0	0	0	0	0	0	0	0
Totals – 1 Year		2/0	0	0	0	0.0	0.0	0	0	0.0	0	0	0	0	0	0	0	0

PLAYERS





BAILEY ZAPPE

4 | QUARTERBACK

HT: 6-1 | **WT:** 215 | **Born:** 4/26/1999 | **Exp. (NFL/Patriots):** 3/3
GP/GS (Playoffs): 14/8 (0/0) | **Accq:** D4c-22 (137th)
College: Western Kentucky | **Hometown:** Victoria, Texas

PRONOUNCED ZAPP-EE CAREER TRANSACTIONS

Bailey Zappe was signed by the New England Patriots to the 53-man roster from the practice squad on September 9, 2023 ... Originally drafted by New England in the fourth round (137th overall) of the 2022 NFL Draft ... Released by New England (8/29/23) ... Signed by New England to the practice squad on (8/31/23).

SEASONAL REVIEWS

2023 (10/6)

- Began the year on the practice squad but was signed to the 53-man roster before the season opener vs. Philadelphia (9/10).
- Served as the backup quarterback and took over as the starting quarterback in Week 13 vs. L.A. Chargers on Dec. 3.
- Played in 10 games with six starts and completed 127-of-212 passes for 1,272 yards with 6 touchdowns and 9 interceptions. He added 83 rushing yards on 17 attempts and 1 rushing touchdown.
- Entered the game after the Patriots were down in a 38-3 loss at Dallas (10/1) with just over three minutes to play in the third quarter. His first pass attempt resulted in an 11-yard gain to WR DeVante Parker. Finished the game with 57 yards and completing 4-of-9 passes.
- Entered the game after the Patriots were down in a 34-0 loss vs. New Orleans (10/8) with 13 minutes left in the fourth quarter. Finished the game with 22 yards and completed 3-of-9 passes.
- Was inactive at Las Vegas (10/15) as the third quarterback.
- Saw action late in the fourth quarter vs. Indianapolis (11/12) with just under two minutes remaining and the Patriots trailing 10-6.
- Replaced QB Mac Jones at the start of the second half at New York Giants (11/26).
- Set a career high with three touchdown passes at Pittsburgh (12/7). His previous best was two touchdowns at Cleveland on Oct. 16, 2022. Zappe had an 11-yard touchdown pass to RB Ezekiel Elliott in the first quarter and an 8-yard touchdown pass and a 24-yard touchdown pass to TE Hunter Henry in the second quarter. Bailey is the first Patriots player with three touchdowns in the first half since Tom Brady vs. the New York Jets on Dec. 30, 2018. Zappe finished 19-of-28 for 240 yards with the three touchdowns in a 21-18 win.
- Finished 25-of-33 for 256 yards at Denver (12/24) with two touchdown passes, a 15-yard touchdown pass to RB Ezekiel Elliott in third quarter and a 11-yard touchdown

UPDATED STATISTICS

Click or scan on the QR Code to access updated statistical information.



EXTRA POINTS

- QB Bailey Zappe played his first four college seasons at Houston Baptist before playing at Western Kentucky in 2021. While at Western Kentucky, Zappe set new all-time single season FBS records with 5,987 yards and 62 touchdown passes, breaking the record held by past Texas Tech's B.J. Symons (5,833 in 2013) and Joe Burrow (60 touchdown passes in 2019).

pass to TE Mike Gesicki in the third quarter of a 26-23 win. Had five pass completions of at least 20 yards, with a 41-yard pass to WR DeMario Douglas, a 30-yard pass to WR DeVante Parker, a 28-yard pass to WR Jalen Reagor, a 27-yard pass to Parker and a 20-yard pass to TE Pharaoh Brown. Engineered the game-winning drive, going 3-for-4 for 36 yards. Connected with WR DeVante Parker for a gain of 27-yards on a third-and-3 play setting up the 56-yard field goal that won the game.

- Capped a 6-play, 75-yard drive with a 17-yard touchdown run in the second quarter for his first career rushing touchdown at Buffalo (12/31).

2022 (4/2)

- Began the season as the third string quarterback but moved to the back up quarterback spot after the injury to Mac Jones and then the injury to Brian Hoyer.
- Played in four games with two starts and completed 65-of-92 passes for 781 yards with five touchdowns and three interceptions.
- Elevated to backup quarterback due to Mac Jones being injured ahead of the game at Green Bay (10/2). Made his NFL debut in the first quarter against the Packers after Brian Hoyer left with an injury. His first completion was a 9-yard pass to WR Lil'Jordan Humphrey in the second quarter. Led the team on a 75-yard, seven-play drive that resulted in his first touchdown pass on a 25-yard strike to WR DeVante Parker in the third quarter. That was the first touchdown pass by a rookie quarterback in 2022. Later in the fourth quarter he led the team on a 66-yard, seven-play drive that resulted in a 5-yard rushing touchdown by Damien Harris. Took the Patriots to overtime against the Packers. Finished 10-of-15 for 99 yards with one touchdown. Was the first player to ever make his NFL debut as

a visitor at Lambeau Field and throw a touchdown pass in that game.

- Made his first NFL start vs. Detroit (10/9) and led the team to a 29-0 victory. Finished 17-of-21 for 188 yards with one touchdown and one interception and completed 80.1 percent of his passes. His touchdown pass was a 24-yard pass to WR Jakobi Meyers in the third quarter.
- Made his second straight start at Cleveland (10/16) and led the team to a 38-15 victory. Finished 24-of-34 for 309 yards with two touchdown passes. Had a 2-yard touchdown pass to WR Tyquan Thornton in the third quarter. Also had a 31-yard touchdown pass to TE Hunter Henry in the third quarter. He became the first Patriots rookie quarterback to win in his first home and first road game. Had a passer rating of 118.4. He is the first rookie quarterback to win both of his first two starts with a 100-plus passer rating since Sonny Jurgensen in 1957.
- Took over at quarterback after the third series vs. Chicago (10/24) with the limited return of Mac Jones. Finished 14-of-22 for 185 yards. Led the Patriots to their first touchdown of the game on his first drive with a career-long 30-yard touchdown pass to WR Jakobi Meyers in the second quarter. Also had a 43-yard completion to WR DeVante Parker which gave the Patriots the ball on the Bears 7-yard line and ended with a 4-yard touchdown run by RB Rhamondre Stevenson.

COLLEGE

- Played his first four college seasons at Houston Baptist before playing at Western Kentucky during the 2021 season.
- For his career at Houston Baptist, Zappe completed 900-of-1,477 passes (60.9%) for 10,004 yards, with 78 touchdowns and 39 interceptions.
- Played and started in all 14 games completing 475-of-686 passes (69.2%) for 5,987 yards, with 62 touchdowns and 11 interceptions during his graduate year at Western Kentucky in 2021.

- Set new all-time single-season FBS records, passing Texas Tech's B.J. Symons, who had 5,833 yards in 13 games in 2003 and LSU's Joe Burrow, who had 60 touchdowns in 15 games in 2019.
- Led the nation in yards by 1,095 and touchdowns by 15 (the next-closest was Alabama's Bryce Young with 4,872 yards and 47 touchdowns).
- Named the winner of the 2021 Earl Campbell Tyler Rose Award. He was the second Hilltopper in the program's FBS Era (since 2009) to win a national award, joining quarterback Brandon Doughty – who won the 2014 Sammy Baugh Award, which was presented annually by the Touchdown Club of Columbus to the nation's top collegiate passer from 1959-2018.
- He was Conference USA Offensive Player of the Week four times and was voted the league's Most Valuable Player by the 14 head coaches. With a C-USA Championship Game-record and career-high 577 yards at UTSA on December 3, he became only the sixth quarterback in FBS history to achieve a 5,000-yard, 50-touchdown campaign.
- Had two games of 500+ yards, eight games of 400+ yards and 13 games of 300+ yards.
- Played in four games completing 141-of-215 passes (65.6%) for 1,833 yards, 15 touchdowns and one interception as a senior in 2020 at Houston Baptist.

PERSONAL

- Zappe grew up in Victoria, Texas and attended Victoria East High School.
- As a senior, he passed for 3,770 yards and 37 touchdowns, while rushing for 633 yards and scoring 15 touchdowns.
- He was born on April 26, 1999.

BAILEY ZAPPE STATISTICS

POS: QB HT: 6-1 WT: 215 LBS YEAR: 3RD YEAR ACQ: D4B-22 (137TH) COLLEGE: WESTERN KENTUCKY BORN: 4/26/99

REGULAR SEASON PASSING STATISTICS

Year	Team	G/S	Att	Cmp	Yds	Yds/Att	Pct	TD	TD %	Int	Int %	Lg	Sacks	Rating
2022	Patriots	4/2	92	65	781	8.49	70.7	5	5.4	3	3.3	53	6	100.9
2023	Patriots	10/6	212	127	1272	6.00	59.9	6	2.8	9	4.2	48	25	68.8
Totals – 2 Years		14/8	304	192	2,053	6.75	63.2	11	3.6	12	3.9	53	31	78.5

REGULAR SEASON RUSHING STATISTICS

Year	Team	G/S	Att	Yds	AVG.	LG	TD
2022	Patriots	4/2	20	0	0.0	5	0
2023	Patriots	10/6	17	83	4.9	18	1
Totals – 2 Years		14/8	27	83	3.1	18	1



DRAKE MAYE

 **10 | QUARTERBACK**

HT: 6-4 | **WT:** 225 | **Born:** 8/30/2002
Exp. (NFL/Patriots): Rookie | **Acq:** D1-24 (3rd)
College: North Carolina | **Hometown:** Huntersville, N.C.

CAREER TRANSACTIONS

Drake Maye was drafted by the New England Patriots in the first round (3rd overall) of the 2024 NFL Draft.

COLLEGE CAREER HIGHLIGHTS

- Second-Team All-ACC (2023)
- Second-Team AP All-ACC (2023)
- Manning Award Finalist (2023)
- All-ACC Academic Team (2023)
- PFF Third-Team All-American (2022)
- ACC Player of the Year (2022)
- ACC Offensive Player of the Year (2022)
- First-Team All-ACC (2022)
- ACC Rookie of the Year (2022)
- ACC Offensive Rookie of the Year (2022)
- Shaun Alexander Freshman of the Year (2022)
- FWAAs Freshman of the Year (2022)
- FWAAs Freshman All-American (2022)
- Manning Award Finalist (2022)
- Walter Camp National Player of the Year Semifinalist (2022)
- Maxwell Award Semifinalist (2022)
- Davey O'Brien Award Semifinalist (2022)

COLLEGE SEASONAL REVIEWS

SOPHOMORE YEAR (2023)

- Started 12 games for UNC, completing 269 of his 425 passes (63.3%) for 3,608 yards and 24 touchdowns with nine interceptions.
- Rushed 112 times for 449 yards and nine touchdowns.
- Named second-team All-ACC and second-team AP All-ACC.
- Manning Award Finalist.
- Ended the season with a QB rating of 149.00 and as one of eight FBS QBs to average over 300 yards passing per game.
- Finished with the third-most total offensive yards per game (338) in FBS.
- Led the ACC in total offense per game (338.1) and yards per play (7.55).
- Was the only QB in the ACC to eclipse 4,000 total offensive yards.
- Led the ACC in passing yards (3,608), attempts per game

UPDATED STATISTICS

Click or scan on the QR Code to access updated statistical information.



(35.4), passing yards per game (300.7) and tied for first in yards per attempt (8.5).

REDSHIRT FRESHMAN YEAR (2022)

- Started all 14 games at quarterback, completing 342-of-517 passes (66.2%) for 4,321 yards and 38 TDs, while rushing for 698 yards and seven touchdowns.
- Named Shaun Alexander and FWAAs Freshman of the Year.
- Named a FWAAs Freshman All-American.
- Manning Award Finalist.
- Named ACC Player of the Year, ACC Offensive Player of the Year, ACC Rookie of the Year and ACC Offensive Rookie of the Year, becoming only the second player in ACC history to sweep all four awards (Jameis Winston).
- Became just the sixth QB since 2010 to post 4,000 pass yards, 35 pass TDs, 650 rush yards and seven rush TDs in a season, joining Kyle Murray (2018), DeShaun Watson (2015, '16), Marcus Mariota (2014), Johnny Manziel (2013) and Robert Griffin III (2011).
- Joined Patrick Mahomes (2016) and Johnny Manziel (2013) as the last three QBs to average over 300 pass yards per game, while leading their team in rushing.
- Became the fifth quarterback in ACC history with over 5,000 yards of total offense for a single season, finishing with 5,019 yards.

FRESHMAN YEAR (2021)

- Appeared in four games as a true freshman, making his collegiate debut against Georgia State.

HIGH SCHOOL

- An early enrollee who is a four-star prospect listed as the nation's 57th-best player, the No. 6 pro-style quarterback and the No. 3 player in North Carolina in the 247Sports Composite.
- Tabbed as the nation's 45th-best player, the No. 8 pocket passer and the No. 4 player in the state according to ESPN and a member of the ESPN 300.
- Ranked as the nation's 145th best player, the No. 8 pro-style quarterback and the No. 9 player in the state by Rivals.
- An Under Armour All-America Game selection.

PLAYERS

- Tallied 6,713 yards and 86 TDs on 398-of-581 (68.5%) passing over his two prep seasons.
- An SI All-America candidate prior to his senior season.
- Named second-team All-American and MaxPreps North Carolina Player of the Year as a junior.
- Also tabbed first-team All-Observer and the Observer's Male Athlete of the Year.
- Led Myers Park to a 12-1 record, a league title and a berth in the third round of the state playoffs.
- Completed 210-of-290 passes (72%) for 3,512 yards, 50 TDs and just two INTs, with both his yards and TDs totals setting school records.
- Earned all-conference honors and the Rising Star Award as a sophomore after recording 3,201 yards and 36 TDs.
- Helped Myers Park to a 13-2 record and a trip to the state semifinals.
- Also a three-year basketball standout who averaged 16.1 points and 11.3 rebounds per game as a junior and earned all-conference and all-district honors.
- Coached by Scott Chadwick.

PERSONAL

- Son of Mark and Aimee Maye.
- Dad, Mark, played football at UNC from 1983-88.
- Mom, Aimee, attended UNC.
- Brother, Luke, was a Tar Heel basketball great from 2015-19.
- Brother, Cole, won an NCAA baseball title at Florida.
- Brother, Beau, is a member of the UNC basketball team.
- Birthday is Aug. 30, 2002.


DRAKE MAYE STATISTICS

POS: QB HT: 6-4 WT: 225 LBS YEAR: ROOKIE ACQ: D1-24 (3RD) COLLEGE: NORTH CAROLINA BORN: 8/30/02

COLLEGE OFFENSIVE STATISTICS

Year	Team	G	Att	Passing				Lg
				Cmp	Yds	TD	Int	
2021	UNC	4	10	7	89	1	0	46
2022	UNC	14	517	342	4,321	38	7	80t
2023	UNC	12	425	269	3,608	24	9	77t
Totals -		30	952	618	8,018	63	16	80t

Year	Team	G	Att	Rushing		
				Yds	TD	Lg
2021	UNC	2	6	66	0	19
2022	UNC	14	184	937	7	42
2023	UNC	12	112	582	9	56
Totals -		28	302	1,585	16	56



JA'LYNN POLK

 **1** | WIDE RECEIVER

HT: 6-1 | **WT:** 203 | **Born:** 4/11/2001
Exp. (NFL/Patriots): Rookie | **Acq:** D2-24 (37th)
College: Washington | **Hometown:** Lufkin, Texas

CAREER TRANSACTIONS

Ja'Lynn Polk was drafted by the New England Patriots in the second round (37th overall) of the 2024 NFL Draft.

COLLEGE CAREER HIGHLIGHTS

- Freshman All-America Third Team by College Football News (2022)
- Husky Fever 12th Man of the Year Award (2021)

COLLEGE SEASONAL REVIEWS

SENIOR YEAR (2023)

- Played in all 15 games as Washington's No. 2 receiver, finishing with 69 receptions for 1,159 yards.
- His 1,159 yards were sixth-most in Washington history.
- Recorded three receptions for 101 yards and a touchdown in Washington's season-opening win over Boise State.
- Had five catches for 118 yards and a score in the win at Michigan State.
- Led the Huskies with eight receptions for 127 yards and two touchdowns in the win over California.
- Recorded his fourth 100-yard game in the win over No. 8 Oregon, with 118 yards and a touchdown on six receptions.
- Had his fifth 100-yard game of the season with a career-high nine catches for 102 yards in the win over Arizona State, earning the UW coaches' offensive skill player of the week.
- Had his sixth 100-yard game of the season in the team's win at Stanford, recording five receptions for 148 yards and two touchdowns, including a 92-yard TD pass vs. the Cardinal, the second-longest pass play in UW history.
- Five catches for 57 yards in the Pac-12 Championship Game win over No. 5 Oregon.
- Five catches for 122 yards and a touchdown vs. No. 3 Texas in the Sugar Bowl.
- Four receptions for 37 yards vs. Michigan in the CFP Championship Game.

JUNIOR YEAR (2022)

- Played in all 13 games and started in eight, finishing third on the team in both receptions (41) and receiving yards (694).
- Smashed career highs with six catches for 153 yards and three touchdowns in the win over No. 11 Michigan State, with his three touchdowns tying for second-most in UW single-game history.
- Named Pac-12 Freshman of the Week and Earl Campbell Tyler Rose Award player of the week following the win

UPDATED STATISTICS

Click or scan on the QR Code to access updated statistical information.



over the Spartans.

- Caught three passes for 95 yards, including a 76-yard touchdown, in the win at Oregon.
- Caught four catches for 82 yards and a touchdown in the win over Washington State.
- Three receptions for 45 yards in the Alamo Bowl victory over Texas.
- Named third-team Freshman All-America by College Football News.

SOPHOMORE YEAR (2021)

- Enrolled at Washington in spring of 2021 and was immediately eligible and still had five years to play four seasons at Washington, starting in fall of 2021.
- Due to injury, played in just three games, starting two of them.
- Started vs. Montana, and caught a 13-yard pass on the game's first play, but was injured in the game.
- Returned to action in game 11, at Colorado, where he caught a 55-yard touchdown pass (two catches for 60 yards in the game).
- Started vs. WSU, when he had two catches for 42 yards.

FRESHMAN YEAR (2020 - TEXAS TECH)

- Finished true freshman season at Texas Tech (2020) with 28 receptions for 264 yards and two touchdowns.
- Played in all 10 games, starting seven of them, and caught a pass in all 10 games.
- Had a season-high five receptions in three games: vs. Houston Baptist, at Iowa State and vs. Baylor.
- First TD reception was a 10-yard catch vs. Oklahoma.
- Caught a 60-yard touchdown pass, his longest reception of the season, at TCU.

HIGH SCHOOL

- Finished as one of the best wideouts in the history of Lufkin football, which includes NFL standouts Dez Bryant and Keke Coutee.
- Finished his career ranked second all-time in school history in both receptions (131) and receiving yards (2,412) and also third with 24 career touchdown catches.

- As a senior in 2019, had 54 receptions for 1,050 yards and nine touchdowns before an injury ended his season, with his 1,050 receiving yards becoming the fourth-most in Lufkin history.
- Earned third team All-State honors from the Texas Sports Writers Association and the District 8-5A Offensive MVP after the team finished 9-2 and won its the district title.
- Broke his school's single-game receiving yards record with 244 vs. Tomball High.
- As a junior in 2018, totaled 695 receiving yards and nine touchdowns off 37 catches and was named First-team All-District 8-5A.
- Posted 40 receptions for 667 yards and six touchdowns as a sophomore in 2017, earning honorable mention All-District

12-6A accolades that year.

- Helped lead Lufkin to the state quarterfinal round of the playoffs as a sophomore.
- Ranked the No. 67 wide receiver in the country and the No. 49 player in Texas by Rivals.
- Ranked at No. 69 nationally among wide receivers by 247Sports.
- Played for coach Todd Quick.

PERSONAL

- Son of Leonard Polk and Jennifer Fredieu.

JA'LYNN POLK STATISTICS

POS: WR HT: 6-1 WT: 203 LBS YEAR: ROOKIE ACQ: D2-24 (37TH) COLLEGE: WASHINGTON BORN: 4/11/01

COLLEGE OFFENSIVE STATISTICS

Year	Team	G	NO	RECEIVING				RUSHING			
				YDS	AVG	LG	TD	NO	YDS	AVG	TD
2020	Texas Tech	10	28	264	9.4	60	2	0	0	0	0
2021	Washington	3	5	114	22.8	55	1	0	0	0	0
2022	Washington	13	41	694	16.9	76	6	1	15	15.0	15
2023	Washington	15	69	1,159	16.8	92t	9	4	35	8.0	27t
Totals	-	41	143	2,231	15.6	92t	18	5	50	9.4	27t



CAEDAN WALLACE



HT: 6-5 | **WT:** 314 | **Born:** 4/18/2000
Exp. (NFL/Patriots): Rookie | **Acq:** D3-24 (68th)
College: Penn State | **Hometown:** Robbinsville, N.J.

CAREER TRANSACTIONS

Caedan Wallace was drafted by the New England Patriots in the third round (68th overall) of the 2024 NFL Draft.

COLLEGE CAREER HIGHLIGHTS

- All-Big Ten honorable mention (2023)
- Lion's Pride Outstanding Senior Player Award (2023)
- Reese's Senior Bowl Watch List player (2023)

COLLEGE SEASONAL REVIEWS

REDSHIRT SENIOR YEAR (2023)

- Started all 13 games at right tackle and allowed just one sack in 359 pass blocking snaps.
- Earned the coaching staff's Offensive Player of the Week (Iowa, 9/23).
- Helped lead the Penn State offense to 478 total yards in the victory over West Virginia.
- Helped Penn State tally 541 total yards on offense versus Delaware, including 315 yards on the ground, with the Nittany Lions running 91 offensive plays and holding the ball for a time of possession of 42:22.
- Helped Penn State scored on drives of 17, 10 15 and 12 plays against Iowa.
- Played both center and guard as the Nittany Lions rushed for 246 yards and finished with 408 yards of offense in the 63-0 win over UMass.
- Helped Penn State post 10 offensive plays of 20+ yards versus Michigan State.

REDSHIRT JUNIOR YEAR (2022)

- Appeared in eight games at right tackle, starting seven.
- Named the coaching staff's Offensive Player of the Game (Auburn, 9/17).
- Helped Penn State gain 406 yards, including 308 through the air versus Purdue.
- Aided the Penn State offense to gain 572 yards against Ohio.
- Assisted the Nittany Lion offense in netting 477 yards of offense in the road victory and helped Penn State finish with 245 yards rushing versus Auburn.
- The Nittany Lions totaled 360 yards of offense including 220 yards on the ground against Northwestern.
- Contributed to an offensive attack which became the first team in Rose Bowl history to have an 80-plus yard rushing touchdown and 80-plus yard receiving touchdown in the same game in Penn State's victory over Utah.

UPDATED STATISTICS

Click or scan on the QR Code to access updated statistical information.



PLAYERS

REDSHIRT SOPHOMORE YEAR (2021)

- Started all 13 games at right tackle.
- Helped the Nittany Lion offense gain 254 yards in the second half and protected Sean Clifford as he threw for 247 yards and a touchdown against Wisconsin.
- Helped guide the Penn State offense to 493 yards of total offense versus Ball State.
- Helped the Penn State offense to 407 yards of total offense and helped true freshman Christian Veilleux throw for three touchdowns against Rutgers.

REDSHIRT FRESHMAN YEAR (2020)

- Appeared in all nine games, making seven starts at right tackle as Penn State ranked second in the Big Ten in total offense (430.3).
- Made his first career start at right tackle versus Indiana.
- Paved the way for the Nittany Lions to gain 501 yards, including 245 on the ground against Nebraska.
- Protected Levis and Sean Clifford as they threw for a combined 280 yards versus Iowa.
- Helped the Nittany Lions rush to a season-high 254 yards on the ground at Michigan, the most since the 2019 Cotton Bowl.
- Helped Penn State total 580 yards of offense, the seventh-most in the Franklin era, versus Illinois.

FRESHMAN YEAR (2019)

- Redshirt season for Wallace, in which he appeared in four games.

HIGH SCHOOL

- Three-time letterman for head coach Todd Smith at The Hun School and one-year letterman at Robbinsville High School.
- Was a two-time team captain as a junior and senior.
- Helped the Raiders to three consecutive Mid-Atlantic Prep League (MAPL) and prep state championships, including a perfect 8-0 record as a sophomore.
- Selected to the All-American Bowl and the Polynesian Bowl.
- Participated in Nike's The Opening Finals.

- Named as a finalist for the 2019 All-American Bowl Man of the Year Award.
- Named All-USA New Jersey Football Team first team by USA Today in 2018.
- Garnered New Jersey Sportszone All-Offense Team honors as a senior.
- Selected All-MAPL three times.
- Recorded 47 pancake blocks and more than 80 knock-downs as a senior, more than 50 pancake blocks as a junior, and 30 pancake blocks as a sophomore.
- Rated a four-star prospect by 247Sports, ESPN and Rivals.
- Rated as the No. 53 overall prospect, No. 2 offensive guard and No. 2 recruit in New Jersey by 247Sports.
- Ranked as the No. 192 overall prospect, No. 6 offensive guard, No. 19 player in the region and No. 3 recruit in New Jersey by ESPN.
- Ranked No. 69 overall recruit, No. 4 offensive guard and No. 2 recruit in New Jersey by Rivals.
- Competed in shot put and discus for the track & field team, winning a state championship in shot put in the 2015 indoor season and a sectional championship in the shot put in the spring 2016.

- Was an honor roll student and finished with a 93 percent grade-point average in his senior year.

PERSONAL

- Full name is Caedan Anson Wallace.
- Son of Paryn and Charles Wallace.
- Has two brothers, Charles and Carson.
- Father, Charles, played football at The Citadel (1986-89).
- Brother, Charles, played football at Delaware State (2014-17).
- Volunteered with the Young Scholars Institute in Trenton and the Susan G. Komen Race for the Cure.
- Hobbies include watching documentaries and learning about Greek and Roman history.
- Majoring in communication arts and sciences.
- Would like to hold a leadership position in a Fortune 500 company.



LAYDEN ROBINSON

 **64** | **GUARD**

HT: 6-3 | **WT:** 311 | **Born:** 5/3/2001

Exp. (NFL/Patriots): Rookie | **Acq:** D4a-24 (103rd)

College: Texas A&M | **Hometown:** Manvel, Texas

CAREER TRANSACTIONS

Layden Robinson was drafted by the New England Patriots in the fourth round (103rd overall) of the 2024 NFL Draft.

COLLEGE CAREER HIGHLIGHTS

- SEC Community Service Team (2023)
- Offensive Toughness Award (2021 & 2022)
- Strength & Conditioning Offensive Aggie Award (2021 & 2022)
- All-SEC First Team by PFF (2021)
- All-SEC Second Team by AP (2021)
- Team Player Award (2019)
- Freshman Strength Award (2019)

COLLEGE SEASONAL REVIEWS

SENIOR YEAR (2023)

- Started 11 games at right guard.
- Made the start at Miami, while the offensive line allowed only one sack in 53 pass attempts.
- Helped the Aggies eclipse the 200 yard rush mark in the wins over Auburn (209) and Arkansas (204).

JUNIOR YEAR (2022)

- Started all 12 games at right guard.
- Helped clear the way for 1,000-yard rusher De'Von Achane.

SOPHOMORE YEAR (2021)

- Started all 10 games that he appeared in.
- Made his first career start at right guard, helping A&M roll up 595 yards of total offense in the season-opening win over Kent State.

UPDATED STATISTICS

Click or scan on the QR Code to access updated statistical information.



FRESHMAN YEAR (2020)

- Played in all 10 games, logging 32 snaps at right guard.

REDSHIRT FRESHMAN YEAR (2019)


- Saw the field in the wins over Lamar and UTSA.

HIGH SCHOOL

- Coached by Kevin Hall at Manvel High School.
- Unanimous selection to the first-team 11-5A All-District team.
- Voted to the high school All-Star Game three times.
- Named the Houston area UIL Offensive Player of the Year finalist by the Houston Touchdown Club.

PERSONAL

- Born May 3, 2001 in Manvel, Texas.



JAVON BAKER



6 | WIDE RECEIVER

HT: 6-1 | **WT:** 202 | **Born:** 2/18/2002

Exp. (NFL/Patriots): Rookie | **Acq:** D4b-24 (110th)

College: UCF | **Hometown:** Atlanta, Ga.

PRONOUNCED - JAY-von

CAREER TRANSACTIONS

Javon Baker was drafted by the New England Patriots in the fourth round (110th overall) of the 2024 NFL Draft.

COLLEGE CAREER HIGHLIGHTS

- First Team All-Big 12 by coaches, College Football Network, Phil Steele (2023)
- Second Team All-Big 12 by AP (2023)
- Phil Steele Honorable Mention All-American (2023)
- Senior Bowl Selection (2023)
- Preseason Second Team All-Big 12 by Lindy's, College Football Network, Phil Steele (2023)
- Preseason Third Team All-Big 12 by PFF (2023)
- Second Team All-American Athletic Conference by Pro Football Focus (2022)
- Fourth Team All-American Athletic Conference by Phil Steele (2022)

COLLEGE SEASONAL REVIEWS

SENIOR YEAR (2023)

- First-team wide receiver pick on All-Big 12 team chosen by league coaches.
- Led the Big 12 Conference in receiving yards with 1,139, which ranked 16th in the NCAA.
- Finished the season ranked second in the nation in yards per catch with 21.9, leading the conference.
- Reeled in 52 passes and scored seven touchdowns.
- Tallied a career high nine receptions for 173 yards with a touchdown against Georgia Tech in the Gasparilla Bowl.
- Caught season-high five passes for 77 yards vs Villanova including 25-yard TD catch.
- Three receptions for 113 yards vs Baylor including a 65-yard TD.
- Five receptions for 134 yards vs Oklahoma including a 86-yard (4th-longest in UCF history) and 12-yard TD.
- Caught four for 118 yards vs Texas Tech including a 71-yard TD.

JUNIOR YEAR (2022)

- Second-leading receiver with 56 catches for team-high 796 (ninth in AAC) with five TDs.
- Appeared in 14 games, starting 13 (all but East Carolina).
- Scored first UCF touchdown in '22 on a 12-yard touchdown catch from John Rhys Plumlee on way to team-high five catches for team-high 84 yards in '22 opener vs. South

UPDATED STATISTICS

Click or scan on the QR Code to access updated statistical information.



Carolina State in first career start.

- Exactly matched his stats from opener with five receptions for 84 yards (both game highs) vs. Louisville.
- Made career- and team-high seven receptions for 83 vs. Florida Atlantic including 20-yd touchdown catch for final UCF points.
- Grabbed team-high-tying six catches for career-high 138 yards vs. SMU, including 51-yd. catch.
- Caught team-high-tying seven passes for 55 yards vs. Cincinnati.
- Reeled in three catches for 38 yards vs. Memphis, including fourth-quarter touchdown catch for 24 yards that proved to be winning points.
- Recorded team-high-tying six receptions for 101 yards vs. Navy including 28-yard touchdown grab.
- Caught three passes for 51 yards vs. USF, including remarkable 41-yard grab on final winning TD drive.
- Announced decision to transfer to UCF from Alabama in June 2022.

SOPHOMORE YEAR (2021 - ALABAMA)

- Played in 21 games for Tide in 2020-21, including 2021 College Football Playoff games vs. Cincinnati and Georgia.
- Recorded seven catches for 101 yards and a touchdown in 12 games in 2021 at Alabama and also saw extensive time on special teams.
- Finished with two catches for 59 yards vs. Southern Miss and caught his first career TD pass from 24 yards out for final Tide score.

FRESHMAN YEAR (2020 - ALABAMA)

- Saw playing time in final nine games of first season at Alabama following injury to standout Jaylen Waddle.
- Posted first career stats by catching pair of passes for 15 yards vs. Arkansas.

HIGH SCHOOL

- One of top-ranked wide receiver prospects in 2019 class as four-star prospect by all major outlets.
- Rated No. 109 overall player on Rivals250 and No. 20 wideout nationally.
- Participated in Nike's "The Opening" Finals in Frisco, Tex-

as, and in "The Opening" Regionals in Atlanta where he earned MVP honors at wide receiver.

- Selected to participate in All-American Bowl in San Antonio, Texas.
- Named to Marietta Daily Journal Dynamite Dozen as one of top 12 players in Georgia.
- As senior in 2019 caught 58 passes for 629 yards and 11 TDs for 12-1 McEachern team.
- Racked up 1,105 receiving yards and eight TDs as junior in

2018 at McEachern High School in Powder Springs, Georgia.

- Coached by Franklin Stephens.

PERSONAL

- Majoring in integrative general studies in College of Undergraduate Studies.

JAVON BAKER STATISTICS

POS: WR HT: 6-1 WT: 202 LBS YEAR: ROOKIE ACQ: D4B-24 (110TH) COLLEGE: UCF BORN: 2/18/02

COLLEGE OFFENSIVE STATISTICS

Year	Team	RECEIVING						RUSHING			
		G	NO	YDS	AVG	LG	TD	NO	YDS	AVG	TD
2020	Alabama	8	2	15	7.5	15	0	0	0	0	0
2021	Alabama	11	7	101	14.4	35	1	0	0	0	0
2022	UCF	14	56	796	14.2	53	5	0	0	0	0
2023	UCF	13	52	1,139	21.9	86t	7	0	0	0	0
Totals	-	46	117	2,051	17.5	86t	13	0	0	0	0



MARCELLAS DIAL JR.

 **27** | CORNERBACK

HT: 6-0 | **WT:** 190 | **Born:** 12/6/2000

Exp. (NFL/Patriots): Rookie | **Acq:** D6a-24 (180th)

College: South Carolina | **Hometown:** Woodruff, South Carolina

CAREER TRANSACTIONS

Marcellas Dial Jr. was drafted by the New England Patriots in the sixth round (180th overall) of the 2024 NFL Draft.

COLLEGE CAREER HIGHLIGHTS

- Overcoming Adversity Award (2023)

COLLEGE SEASONAL REVIEWS

REDSHIRT SENIOR YEAR (2023)

- Started all 12 games at cornerback.
- Credited with 36 tackles including 2.0 tackles for loss and a sack.
- Logged a team-high 10 pass breakups, tying for 10th in the SEC with 0.83 passes defended per game.
- Posted a season high eight tackles against Georgia, one shy of his career high.
- Broke up two passes in four different contests.

REDSHIRT JUNIOR YEAR (2022)

- Played in all 13 games, starting 10 at cornerback.
- Registered 45 tackles with a team-leading three interceptions and a team-high 12 pass breakups.
- His three interceptions and his 15 passes defended were the third-highest totals in the SEC.
- His 1.2 passes defended per game tied for 24th in the country.
- Totaled three tackles, a career-high three pass breakups and his first collegiate interception in the season-opener against Georgia State.
- Picked off his second pass of the season against South Carolina State.
- Credited with a career-high nine tackles in the win over Tennessee.
- Earned SEC Defensive Player of the Week following his efforts against the Clemson when he finished with two tackles, one interception and tied his career high with three pass breakups (3).
- Allowed just one catch for 11 yards while being targeted 11 times in the contest versus Clemson.

UPDATED STATISTICS

Click or scan on the QR Code to access updated statistical information.



REDSHIRT SOPHOMORE YEAR (2021)

- Enrolled at South Carolina in January after transferring from Georgia Military College.
- Played in all 13 games, making seven starts at cornerback.
- Recorded 33 tackles including 25 solo stops.
- Credited with six pass breakups, one forced fumble and one fumble recovery.
- Collected four tackles five times.

SOPHOMORE YEAR (2020 - GEORGIA MILITARY COLLEGE)

- Spent his second fall at Georgia Military College in Milledgeville, and the Bulldogs did not play a fall season.
- Rated as the seventh-best JUCO cornerback and No. 51 overall by 247Sports Composite.

FRESHMAN YEAR (2019 - GEORGIA MILITARY COLLEGE)

- Began his collegiate career as a defensive back at Georgia Military College.
- Recorded 10 tackles and an interception.
- Played for coach Bert Williams.

HIGH SCHOOL

- Graduated from Woodruff (S.C.) High School in 2019.

PERSONAL

- An interdisciplinary studies major who graduated from the University of South Carolina in December 2022.

MARCELLAS DIAL STATISTICS

POS: CB HT: 6-0 WT: 190 LBS YEAR: ROOKIE ACQ: D6A-24 (180TH) COLLEGE: SOUTH CAROLINA BORN: 12/6/00

COLLEGE DEFENSIVE STATISTICS

Year	Team	G	TACKLES						INTERCEPTIONS					MISCELLANEOUS			
			TT	UT	A	S	YDS	NO	YDS	AVG	LG	TD	PD	FF	FR	YDS	TD
2019	Georgia Military		Not Available														
2020	Georgia Military		Not Available														
2021	South Carolina	13	25	17	8	0	0	0	0	0	0	0	6	1	1	0	0
2022	South Carolina	13	33	21	12	0	0	3	3	1.0	3	0	12	0	0	0	0
2023	South Carolina	12	25	14	11	1.0	8.0	0	0	0	0	10	0	0	0	0	
Totals –		38	83	52	31	1.0	8.0	3	3	1.0	3	0	28	1	1	0	0

PLAYERS



JOE MILTON III



19 | QUARTERBACK

HT: 6-5 | **WT:** 246 | **Born:** 3/6/2000

Exp. (NFL/Patriots): Rookie | **Acq:** D6b-24 (193rd)

College: Tennessee | **Hometown:** Orlando, Fla.

CAREER TRANSACTIONS

Joe Milton III was drafted by the New England Patriots in the sixth round (193rd overall) of the 2024 NFL Draft.

COLLEGE CAREER HIGHLIGHTS

- Reese's Senior Bowl Invitee (2023)
- Jason Witten Collegiate Man of the Year Semifinalist (2023)
- Johnny Unitas Golden Arm Award Top 25 Candidate (2023)
- Capital One Orange Bowl MVP (2022)

COLLEGE SEASONAL REVIEWS

REDSHIRT SENIOR YEAR - SIXTH YEAR (2023)

- Started all 12 regular season games at quarterback (8-4 record), completing 229-of-354 (.647) passes for 2,813 yards with 20 touchdowns and five interceptions.
- Also showcased his mobility throughout the year with a career-best 299 rushing yards (24.9 per game) while averaging 3.8 yards per carry.
- His seven rushing touchdowns were the most by a Tennessee quarterback in a single campaign since Joshua Dobbs had 12 in 2016.
- Finished with 3,112 yards of total offense, representing the third straight season a Tennessee QB has eclipsed the 3,000 mark and the eighth-best total in school history.
- Threw multiple touchdowns in six games and rushed for and passes for a score in the same game five times.
- Fired five 50+ yard passes during the year, which ranked second in the SEC.
- Did not play in the Citrus Bowl but practiced and supported his teammates all Bowl month.
- Delivered the best performance of his career on Senior Day, accounting for 394 total yards and six touchdowns to lead the Vols past Vanderbilt (11/25).
- Completed 22-of-33 passes for a career-high 383 yards and four touchdowns with no interceptions through the air and added a pair of 2-yard rushing scores against the Commodores and was named Maxwell Award National Player of the Week for his efforts.
- His six touchdowns responsible for were the most in a single game by a Vol since Jonathan Crompton had six (five passing, one rushing) on Nov. 7, 2009, and he was the first Vol to accomplish the feat in an SEC game since Erik Ainge had seven passing TDs against Kentucky in a triple-overtime contest on Nov. 24, 2007.
- Became the only Vol this century with six total touchdowns

UPDATED STATISTICS

Click or scan on the QR Code to access updated statistical information.



in a regulation SEC game, as well as the only Vol with four-plus passing touchdowns and multiple rushing touchdowns in any game since 2000.

- Joined Hendon Hooker (five vs. Alabama in 2022) and Joshua Dobbs (four vs. Florida in 2016) as the only Vol QBs in the past decade with four passing touchdowns in an SEC contest.
- Surpassed 200 completions on the year vs. No. 1 Georgia (11/18), connecting on 17-of-30 passes for 147 yards.
- Connected with Squirrel White and Ramel Keyton on touchdown throws of 83 and 60 yards, respectively, for UT's two longest pass plays of the season against UConn, and his 83-yard strike to Squirrel White was Tennessee's longest pass play since 2006 (Erik Ainge to Robert Meachem, 84 yards vs. Memphis State).
- His 85.0 completion percentage against Kentucky was the highest by a Vol in an SEC game (min. 20 att.) since 2016.
- Posted 330 yards of total offense (271 pass, 59 rush) at No. 11/8 Alabama (10/21) and completed a UT career-high 28 passes on 41 attempts, which included a pair of touchdown passes in the first half.
- Amassed 298 yards of total offense (209 passing, 89 rushing) with two passing touchdowns and a rushing score in win vs. UTSA (9/23).
- His rushing touchdown against the UTSA was an 81-yard dash on a read option on UT's first play from scrimmage, the longest run by a quarterback in Tennessee history and tied for the 10th-longest rush by a Vol in program history.
- Completed 20-of-34 passes and tallied a UT career-high 287 yards at Florida (9/16) with two passing touchdowns and one interception.
- Fired 11 consecutive completions over the course of two scoring drives in the second quarter against Austin Peay, the ninth-longest completion streak in UT history.
- Accounted for four total touchdowns (two passing, two rushing) and 234 yards of total offense in the season opener vs. Virginia (9/2) to earn SEC Co-Offensive Player of the Week honors.
- In the win vs. UVA, became the first Vol with at least two passing TDs and two rushing TDs in the same game against a Power 5 opponent since Joshua Dobbs accom-

plished the feat vs. Missouri on Nov. 19, 2016.

REDSHIRT SENIOR YEAR (2022)

- Tennessee's backup quarterback to Hendon Hooker and was thrust into action as the starter in the final two games of the year following Hooker's ACL injury.
- Played in nine total games and did not see action vs. Pitt, Florida, LSU and Georgia.
- Tallied 1,048 yards of total offense.
- Completed 53- of-82 (.650) passes for 971 yards and 10 touchdowns with no interceptions ...
- Added 77 carries for 18 yards on the ground.
- Of the 114 FBS QBs to throw 10 or more touchdown passes, was the only one to have zero picks.
- Tied for eighth in the nation in 50+ yard passes with seven.
- Capped the year by leading the Vols to an Orange Bowl victory in his home state in which he was named MVP after firing 19-of-28 passes for 251 yards and a career-high-tying three touchdowns vs. Clemson (12/30), connecting on TD passes of 16-, 14- and 46-yards in the win, including the game-winner to Ramel Keyton in the fourth quarter.
- Led UT to victory in his first start of the season in the regular season finale at Vanderbilt (11/26), going 11-of-21 passing for 147 yards and a touchdown to Walker Merrill, while finding Jalin Hyatt on a 61-yard bomb on the opening drive of the game for his longest completion of the night.
- Entered after Hooker's injury at South Carolina (11/19) in the fourth quarter and went 4-of-8 passing for 108 yards and a touchdown pass to Cedric Tillman.
- Showed off his cannon against Missouri (11/12), attempting just three passes in the second half but tallying 105 yards and a touchdown through the air.
- Excellent as a reserve against Akron (9/17), going 4-for-5 passing for 112 yards and a pair of touchdowns, the first a 57-yard shot to Ramel Keyton followed by a 38-yard connection with Walker Merrill.
- Entered as a reserve and played 23 offensive snaps in the second half of season opener vs. Ball State (9/1), going 8-of-9 passing for 113 yards and a TD.

REDSHIRT JUNIOR YEAR (2021)

- Served as the Vols' starting quarterback for the first two games of the year (1-1) before being the backup for the final 11 contests.
- Played in eight games; did not play against Tennessee Tech, South Carolina, Alabama, Kentucky and the Music City Bowl vs. Purdue.
- Completed 32-of-61 passes for 375 yards and two touchdowns with no interceptions and rushed for 129 yards and two scores.
- Tallied 504 yards of total offense and four touchdowns accounted for on the season.
- Completed 5-of-7 passing for 32 yards vs. South Alabama (11/20) and led an 80-yard scoring drive in the fourth quarter.
- Played late vs. No. 1 Georgia (11/13) and completed six passes for 88 yards and a touchdown to Cedric Tillman.
- Hit on the longest pass of his career against UGA, a 53-yard completion to Tillman in the fourth quarter.

- Took over late for an injured Hendon Hooker vs. No. 13 Ole Miss (10/16), completing 1-of-2 passes for 12 yards and adding 13 yards on the ground, nearly leading the Vols to a miraculous comeback in the final seconds against the Rebels.
- Entered late against Mizzou (10/2), posting two rushes for 39 yards with a long of 32.
- Was 7-of-12 passing for 50 yards and added a career-long 54-yard rush in limited action in start against Pitt (9/11) before exiting with an injury, with his 54-yard dash being the longest by a Vols' QB since Joshua Dobbs had a 70-yard run against Missouri on Nov. 18, 2016.
- Completed 11-of-23 passes for 139 yards and a touchdown, adding 44 yards rushing and two rushing touchdowns in a season-opening start against Bowling Green (9/2), becoming the first UT QB to rush for multiple touchdowns in his first UT start since Alan Cockrell on Sept. 19, 1981, against Colorado State.

REDSHIRT SOPHOMORE YEAR (2020 - MICHIGAN)

- Played in all six games and was the starting quarterback for Michigan in five contests during the COVID-19 shortened season.
- Owned a 2-3 record as a starter.
- Completed 80-of-141 pass attempts for 1,077 yards with four touchdowns and four interceptions to earn his third varsity letter.
- In the first start of his career at Minnesota (10/24), completed 15-of-22 pass attempts for 225 yards with one touchdown, and added eight rushes for 58 yards and a score.
- Completed 32-of-51 passes for 300 yards in start against Michigan State (10/31) with 59 yards added on the ground.
- Went 18-of-34 passing for 344 yards with three touchdowns and two interceptions in start at Indiana (11/7), including a 52-yard connection, his longest.
- Threw two interceptions on 9-of-19 passing in start against Wisconsin (11/14), and added 15 yards on the ground.
- Started at Rutgers (11/21) and went 5-of-12 passing for 89 yards.
- Completed 1-of-3 pass attempts in relief action against Penn State (11/28).

REDSHIRT FRESHMAN YEAR (2019 - MICHIGAN)

- Appeared in four games as the backup quarterback.
- Completed 3-of-7 passes for 59 yards with one touchdown and ran five times for 16 yards to earn his second varsity letter.
- Set season highs on 3-of-4 passing for 59 yards and a touchdown against Rutgers (9/28), and ran for a 1-yard score.
- Saw snaps under center against Notre Dame (10/26).

FRESHMAN YEAR (2018 - MICHIGAN)

- Appeared in four games at quarterback and earned a red-shirt.
- Completed 3-of-4 passes for 58 yards and rushed seven times for 31 yards and one touchdown to earn his first varsity letter.

- Co-recipient of the team's Scout Offensive Team Player of the Year Award.
- Twice named Offensive Scout Team Player of the Week, once for his role in preparing the defense for Western Michigan and once shared the honor after preparing the defense for Penn State.
- Made his Michigan debut against Wisconsin (10/13) and carried the ball twice for 22 yards.
- Played snaps at quarterback at Rutgers (11/10).
- Played at Ohio State (11/24) and completed 2-of-3 passes for 45 yards with an interception, including a 43-yard completion and also ran once for four yards.
- Saw action against Florida in the Chick-Fil-A Peach Bowl (12/29), running once for 11 yards and throwing one complete pass for 13 yards.

HIGH SCHOOL

- Attended Olympia High School in Orlando, Florida.
- Considered a 247Sports four-star prospect, ranked No. 172 prospect nationally, the No. 7 pro-style quarterback overall and the No. 31 prospect in Florida.
- Ranked by Rivals as a four-star recruit, the No. 11 quarterback prospect, the 35th-best prospect in Florida and the 189th-overall player nationally.
- Tabbed by ESPN as a four-star recruit, rated as the No. 111 player nationally, the No. 6 pro-style quarterback and the 25th-best prospect in Florida.

- Participated in the Elite 11 quarterback camp and Nike 2017 The Opening Regional combine.
- Completed 90-of-188 passes for 1,317 yards and 10 touchdowns with six interceptions as a senior.
- Also ran the ball 59 times for 262 yards and scored five rushing touchdowns in 2017.
- Threw for 1,543 yards and 17 touchdowns as a junior in 2016, completing 82-of-178 pass attempts.
- As a sophomore in 2015, completed 88-of-183 passes for 1,115 yards and eight touchdowns while scoring three rushing touchdowns.
- Coached by Kyle Hayes.

PERSONAL

- Son of DeShea Bouie, and is the oldest of seven children.
- Cousins with former NFL Pro Bowl wide receiver and Super Bowl Champion Anquan Boldin.
- Graduated with a bachelor's degree in American culture from the University of Michigan in May 2021.
- Currently pursuing another bachelor's degree at Tennessee in hospitality and tourism management.
- Moved to Orlando from Pahokee for his freshman year of high school.
- Was roommates with Hendon Hooker (now playing for the Detroit Lions) for two years.

JOE MILTON III STATISTICS

POS: QB HT: 6-5 WT: 246 LBS YEAR: ROOKIE ACQ: D6B-24 (193RD) COLLEGE: TENNESSEE BORN: 3/6/00

COLLEGE OFFENSIVE STATISTICS

Year	Team	G	Att	Passing			Int	Lg
				Cmp	Yds	TD		
2018	Michigan	4	4	3	58	0	1	43
2019	Michigan	4	7	3	59	1	1	29
2020	Michigan	6	141	80	1,077	4	4	52
2021	Tennessee	8	62	32	375	2	0	53
2022	Tennessee	8	82	53	971	10	0	64t
2023	Tennessee	12	354	229	2,813	20	5	83t
Totals -		42	650	400	5,353	37	11	83t

Year	Team	G	Att	Rushing		
				Yds	TD	Lg
2018	Michigan	4	7	41	1	23
2019	Michigan	4	5	16	1	9
2020	Michigan	6	38	164	1	23
2021	Tennessee	8	28	189	2	54
2022	Tennessee	8	18	100	0	21
2023	Tennessee	12	78	437	7	81t
Totals -		42	174	947	12	81t



JAHEIM BELL



HT: 6-2 | **WT:** 241 | **Born:** 6/14/2001
Exp. (NFL/Patriots): Rookie | **Acq:** D7-24 (231st)
College: Florida State | **Hometown:** Valdosta, Ga.

PRONOUNCED - juh-HEEM CAREER TRANSACTIONS

Jaheim Bell was drafted by the New England Patriots in the seventh round (231st overall) of the 2024 NFL Draft.

COLLEGE CAREER HIGHLIGHTS

- Second Team All-ACC (2023)
- FSU Offensive Newcomer of the Year (2023)
- All-Bowl Team by AP (2021)
- Second Team All-SEC by PFF (2021)
- SEC Fall Academic Honor Roll (2021)
- SEC First-Year Academic Honor Roll (2020)

COLLEGE SEASONAL REVIEWS

SENIOR YEAR (2023)

- Appeared in season's first 13 games with nine starts.
- Recorded 39 receptions for 503 yards and two touchdowns.
- Added two yards and one score on four rushing attempts.
- Had a career-high 8 catches for 53 yards in 38-20 win vs. No. 16 Duke.
- Accounted for season-high 87 yards on four receptions in 41-3 win vs. Syracuse, with the receiving yards total vs. Orange was highest by FSU tight end since Nick O'Leary in 2014 ACC Championship Game.
- Made two catches for 49 yards with one touchdown and had four-yard rushing score in season-opening 45-24 victory vs. No. 5 LSU, becoming the first FSU player with rushing and receiving touchdown in season opener since 2000.
- Posted team-high five receptions for 76 yards and one touchdown in 31-29 win at Boston College.
- Made four receptions for 51 yards in 41-16 win at Wake Forest.
- Totaled 59 yards on two catches in 58-13 win vs. North Alabama, including a season-long 49-yard grab.

JUNIOR YEAR (2022 - SOUTH CAROLINA)

- Recorded 25 receptions for 231 yards and two touchdowns while adding 261 yards and three touchdowns on 73 rushing attempts, appearing in 12 games with six starts in 2022.
- Rushing yards total ranked second among Gamecocks and receiving yards total was third on team.
- Caught career-high-tying two touchdowns and rushed for

UPDATED STATISTICS

Click or scan on the QR Code to access updated statistical information.



career-best 82 yards in 63-38 win vs. No. 5 Tennessee.

SOPHOMORE YEAR (2021 - SOUTH CAROLINA)

- Played in 13 games, making five starts.
- Ranked second on the team in receptions (30) and receiving yards (497), while tying for the team lead with five receiving touchdowns.
- Averaged 16.6 yards per catch.
- Also rushed seven times for 40 yards and added a 22-yard kickoff return.
- Had the biggest game for a tight end in school history against Vanderbilt when he caught six passes for a then-school record 136 yards and a touchdown, including an 82-yard touchdown reception.
- Topped that in the Duke's Mayo Bowl win over North Carolina when he shredded the Tar Heel defense for five catches for a career-high 159 yards and two touchdowns, scoring from 69- and 66-yards out on the Gamecocks' first two possessions.
- Was named to the A.P.'s All-Bowl Team for his efforts in the Duke's Mayo Bowl, also rushing three times for 21 yards in that contest.

FRESHMAN SEASON (2020 - SOUTH CAROLINA)

- Limited at the beginning of the season after undergoing surgery to repair a torn meniscus in his left knee.
- Made his collegiate debut in game six against Texas A&M.
- Appeared in each of the final five games of the season.
- Caught one pass, a 29-yard reception, at Ole Miss.
- Named to the SEC First-Year Academic Honor Roll.

HIGH SCHOOL

- Multi-talented player from Valdosta (Ga.) High School who graduated in 2020.
- Played both tight end and wide receiver and was also used on defense.
- Suffered a season-ending ACL injury midway through his senior campaign.
- Logged 210 receiving yards as a senior after collecting 52

receptions for 770 yards as a junior.

- Helped the Wildcats reach the state quarterfinals in both 2018 and 2019, posting records of 8-5 and 10-3, respectively.
- Was a Nike The Opening Finalist and named to the Atlanta Journal Constitution's 6A All-State first team as a junior.
- Coached by Alan Rodemaker.
- Also played basketball.
- Considered the 48th-best player in the state of Georgia and the 17th-best "athlete" in the country by Rivals.
- Ranked as the 38th-best player in Georgia, the 17th-best "athlete" in the country and No. 387 overall in the 247Sports Composite.

JAHEIM BELL STATISTICS

POS: TE HT: 6-2 WT: 241 LBS YEAR: ROOKIE ACQ: D7-24 (231ST) COLLEGE: FLORIDA STATE BORN: 6/14/01

COLLEGE OFFENSIVE STATISTICS

Year	Team	G	NO	YDS	RECEIVING				RUSHING		
					AVG	LG	TD	NO	YDS	AVG	TD
2020	South Carolina	5	1	29	29.0	29	0	0	0	0	0
2021	South Carolina	13	30	497	16.6	82	5	7	45	5.7	0
2022	South Carolina	12	25	231	9.2	46	2	73	275	3.6	3
2023	Florida State	13	39	503	12.9	49	2	4	5	0.5	1
Totals	-	43	95	1,260		82	9	84	325	3.6	4



STEELE CHAMBERS

 **43** | LINEBACKER

HT: 6-1 | **WT:** 229 | **Born:** 1/24/2000
Exp. (NFL/Patriots): Rookie | **Acq:** CW (DET)-24
College: Ohio State | **Hometown:** Atlanta, Ga.

CAREER TRANSACTIONS

Steele Chambers was claimed off from Detroit and awarded to New England on June 11, 2024 ... Originally signed by Detroit as a rookie free agent (05/10/24) ... Released by Detroit (06/10/24).

COLLEGE

- Began his college career as a running back for his first two seasons (2019-20) and had 28 rushing attempts for 222 yards with 1 touchdown.
- Was moved to linebacker in the fall of 2021.
- Overall, played in 50 collegiate games with 11 games at running back and 39 games at linebacker.
- Recorded 207 total tackles, including a team-leading 83 tackles in 2023 and 77 tackles in 2022.

UPDATED STATISTICS

Click or scan on the QR Code to access updated statistical information.



PERSONAL

- He played linebacker and running back in high school, where he was a 4-star recruit.

PLAYERS



DESHAUN FENWICK

 **35** | RUNNING BACK

HT: 6-1 | **WT:** 223 | **Born:** 12/31/1999
Exp. (NFL/Patriots): Rookie | **Acq:** FA-24
College: Oregon State | **Hometown:** Bradenton, Fla.

CAREER TRANSACTIONS

Deshaun Fenwick was signed by the New England Patriots as a rookie free agent on May 10, 2024.

COLLEGE

- Played his first three seasons at South Carolina, before transferring to Oregon State for three more seasons.
- Overall, he played in 50 collegiate games and had 385 rushing attempts for 2,118 yards and 18 touchdowns.
- Also caught 31 passes for 213 yards and two touchdowns.
- In 2023, he played in 13 games and totaled 515 rushing yards on 96 carries.

UPDATED STATISTICS

Click or scan on the QR Code to access updated statistical information.



PERSONAL

- Graduated with a degree in sociology.
- Led Braden River High School to a 10-2 record as a senior and a berth to the 7A regional semifinals.



KALEB FORD-DEMENT

 **30** | CORNERBACK

HT: 5-11 | **WT:** 178 | **Born:** 8/17/1999

Exp. (NFL/Patriots): Rookie | **Acq:** FA-24

College: Texas State | **Hometown:** Whitehouse, Texas

CAREER TRANSACTIONS

Kaleb Ford-Dement was signed by the New England Patriots as a rookie free agent on May 10, 2024.

COLLEGE

- Spent time at Kilgore College (2017-18), Old Dominion (2019-20) and Washington State (2021-22) before finishing at Texas State (2023).
- Played in 13 games with 11 starts in 2023 for Texas State and finished with 32 total tackles, three interceptions and seven passes defended.

UPDATED STATISTICS

Click or scan on the QR Code to access updated statistical information.



PERSONAL

- Son of Dwayne and Gina Dement.
- Played one season of high school football at Whitehouse high school in 2016 and finished with 41 total tackles, two interceptions in 11 games.



ZURI HENRY

 **65** | TACKLE

HT: 6-6 | **WT:** 310 | **Born:** 4/12/2000

Exp. (NFL/Patriots): Rookie | **Acq:** FA-24

College: Texas - El Paso | **Hometown:** Dallas, Texas

CAREER TRANSACTIONS

Zuri Henry was signed by the New England Patriots as a rookie free agent on May 10, 2024.

COLLEGE

- Spent six season at Texas - El Paso, seeing action at both left and right tackle.
- Started in 36 of 53 total games during his college career.
- He started all 11 games at left tackle in 2023.

PERSONAL


- Played three seasons (2015-17) on varsity at Wylie High School as an offensive tackle and defensive lineman.
- Son of Gynovel and Camille Hampton.

UPDATED STATISTICS

Click or scan on the QR Code to access updated statistical information.



- Originally was born in Denver, Colorado.
- Brother, Azizi, plays football at Texas - El Paso.



JONTREY HUNTER

 **58** | LINEBACKER

HT: 6-2 | **WT:** 234 | **Born:** 6/1/2000
Exp. (NFL/Patriots): Rookie | **Acq:** FA-24
College: Georgia State | **Hometown:** Tampa, Fla.

CAREER TRANSACTIONS

Jontrey Hunter was signed by the New England Patriots as a rookie free agent on May 10, 2024.

COLLEGE

- Spent six seasons playing at Georgia State.
- Earned all-Sun Belt Conference honors in 2023 after finishing with 96 total tackles.
- Overall, he played in 53 games and finished with 234 total tackles and six sacks.

PERSONAL

- Was a standout at Sickles High School who played on offense and defense.

UPDATED STATISTICS

Click or scan on the QR Code to access updated statistical information.



- Named to the All-Hillsborough team by the Tampa Bay Times.
- Born on June 1, 2000.

PLAYERS



JAQUAE JACKSON

 **82** | WIDE RECEIVER

HT: 6-1 | **WT:** 184 | **Born:** 1/30/2000
Exp. (NFL/Patriots): Rookie | **Acq:** FA-24
College: Rutgers | **Hometown:** Pittsburgh, Pa.

PRONOUNCED - JUH-quay

CAREER TRANSACTIONS

JaQuae Jackson was signed by the New England Patriots as a rookie free agent on June 6, 2024 ... Originally signed by Atlanta as a rookie free agent (4/30/24) ... Released by Atlanta (6/4/24).

COLLEGE

- Played his first five seasons at California (Pa.) before transferring to Rutgers in 2023.
- Last season he played in all 13 games with 12 starts and finished with 22 receptions for 361 yards with one touchdown.
- Was a two-year starter at California (Pa.) and was named

UPDATED STATISTICS

Click or scan on the QR Code to access updated statistical information.



- Don Hassen All-American Honorable mention and selected D2CCA Second-Team All Region in 2022 and was voted to the All-PSAC West First-Team.
- In 2022, he ranked seventh in NCAA Division II in receiving yards per game with 1071. yards per game.

PERSONAL

- Played high school football at Serra Catholic.
- Named First-Team All-State at defensive back and Second-Team All-State athlete in 2017.
- Majored in Education.



TERRELL JENNINGS

 **29** | **RUNNING BACK**

HT: 6-0 | **WT:** 217 | **Born:** 1/3/2001

Exp. (NFL/Patriots): Rookie | **Acq:** FA-24

College: Florida A&M | **Hometown:** Duval, Fla.

CAREER TRANSACTIONS

Terrell Jennings was signed by the New England Patriots as a rookie free agent on May 13, 2024.

COLLEGE

- Played in 44 games during his college career and finished with 2821 rushing attempts for 1,860 yards and 24 touchdowns.
- His 1,860 rushing yards rank 12th in school history.
- Last season, he played in 13 games and had 120 rushing attempts for 704 yards and 10 touchdowns.
- In 2023, Jennings was the Offensive MVP of the Florida Classic and the SWAC Championship game.

UPDATED STATISTICS

Click or scan on the QR Code to access updated statistical information.



PERSONAL

- Born Jan. 3, 2001 in Duval, Fla.



JOHN MORGAN

 **54** | **DEFENSIVE END**

HT: 6-1 | **WT:** 252 | **Born:** 6/6/2000

Exp. (NFL/Patriots): Rookie | **Acq:** FA-24

College: Arkansas | **Hometown:** Hyattsville, Md.

CAREER TRANSACTIONS

John Morgan was signed by the New England Patriots as a rookie free agent on May 10, 2024.

COLLEGE

- Played his first five seasons at Pittsburgh (2018-22) before transferring to Arkansas for the 2023 season.
- Played in 64 total games with eight starts and finished with 89 total tackles and 16 sacks.
- In 2023 with Arkansas, Morgan played in 11 games and finished with 15 total tackles.

PERSONAL

- Son of John and Tisa Morgan Jr.

UPDATED STATISTICS

Click or scan on the QR Code to access updated statistical information.



- Father, John, played football at Bowie State and his grandfather played basketball and ran track at Alabama A&M.
- Born June 6, 2000.



DELL PETTUS

 **34** | SAFETY

HT: 5-11 | **WT:** 200 | **Born:** 6/2/2001
Exp. (NFL/Patriots): Rookie | **Acq:** FA-24
College: Troy | **Hometown:** Harvest, Ala.

CAREER TRANSACTIONS

Dell Pettus was signed by the New England Patriots as a rookie free agent on May 10, 2024.

COLLEGE

- Spent five seasons at Troy (2019-23) and finished his career with 61 consecutive starts safety.
- Played in a total of 62 games during his college career and finished with 310 total tackles.
- In 2023, he finished with 74 total tackles in 14 games.

PERSONAL

- Son of Tamara and Glenn Pettus.
- Father played football at Alabama A&M and mother played

UPDATED STATISTICS

Click or scan on the QR Code to access updated statistical information.



- basketball at Alabama A&M.
- Graduated with a degree in computer science.

PLAYERS



JOTHAM RUSSELL

 **66** | DEFENSIVE END

HT: 6-4 | **WT:** 239 | **Born:** 8/6/2003
Exp. (NFL/Patriots): Rookie | **Acq:** FA-24
College: No College | **Hometown:** Canberra, Australia

CAREER TRANSACTIONS

Jotham Russell was signed by the New England Patriots as a rookie free agent on May 13, 2024.

PRIOR TO THE NFL

- The Patriots will receive a roster exemption for Russell's signing as an International Pathway Program player.
- He is an Australian rugby player who is converting to a defensive end.
- He played for the Currumbin Eagles and Tweed Seagulls under 21 team and was selected for the NFL's International Program.
- He also played for the Brisbane Broncos development squad.

UPDATED STATISTICS

Click or scan on the QR Code to access updated statistical information.



PERSONAL

- Born Aug. 6, 2003 in Canberra, Australia.



CHARLES TURNER

 **61** | CENTER

HT: 6-4 | **WT:** 303 | **Born:** 6/14/2001

Exp. (NFL/Patriots): Rookie | **Acq:** FA-24

College: Louisiana State | **Hometown:** Bradenton, Fla.

CAREER TRANSACTIONS

Charles Turner was signed by the New England Patriots as a rookie free agent on May 10, 2024.

COLLEGE

- Began his career at tackle before moving to center where he started for his final two college seasons.
- Overall, he appeared in 40 career games with 26 total starts, 25 at center and one at right tackle in 2021.

PERSONAL

- A consensus three-star prospect during his high school career.
- Selected to take part in the 2019 All-American Bowl.

UPDATED STATISTICS

Click or scan on the QR Code to access updated statistical information.



- Attended IMG Academy his final two seasons of high school and helped the team to a 16-1 record.



MIKEY VICTOR

 **47** | CORNERBACK

HT: 6-2 | **WT:** 205 | **Born:** 11/19/1999

Exp. (NFL/Patriots): Rookie | **Acq:** FA-24

College: Alabama State | **Hometown:** Pomona, Calif.

CAREER TRANSACTIONS

Mikey Victor was signed by the New England Patriots as a rookie free agent on May 10, 2024.

COLLEGE

- Began his college career at Ventura College and UNLV before playing his last two seasons at Alabama State.
- Finished with 55 total tackles, three interceptions and 21 passes defended over his two seasons at Alabama State.

PERSONAL

- Father, Michael, played basketball at Long Beach State (1991-94).
- His brother, Azeem, played football at Washington and was

UPDATED STATISTICS

Click or scan on the QR Code to access updated statistical information.



- a 2018 sixth-round draft pick by the Oakland Raiders
- Majored in history.



DAVID WALLIS

 **30** | WIDE RECEIVER

HT: 6-0 | **WT:** 184 | **Born:** 8/8/2001
Exp. (NFL/Patriots): Rookie | **Acq:** FA-24
College: Randolph Macon | **Hometown:** Cedar Point, N.C.

CAREER TRANSACTIONS

David Wallis was signed by the New England Patriots as a rookie free agent on June 4, 2024.

COLLEGE

- Played five seasons at Randolph Macon.
- Finished his career with 146 receptions for 3,144 yards and 34 touchdowns in 42 games while in college.
- Was also used as a kickoff returner in and 20 kicks for 427 yards, averaging over 20 yards per return.
- Was named All-ODAC First Team in 2022 when he finished with 41 receptions for 1,189 yards and 13 touchdowns.
- In 2023, he finished with 53 receptions for 957 yards and 12 touchdowns.

UPDATED STATISTICS

Click or scan on the QR Code to access updated statistical information.



PLAYERS

PERSONAL

- Played high school football at Croation High School in Cedar Point, N.C.
- Born on August 8, 2001.



JACOB WARREN

 **45** | TIGHT END

HT: 6-6 | **WT:** 251 | **Born:** 6/6/2000
Exp. (NFL/Patriots): Rookie | **Acq:** FA-24
College: Tennessee | **Hometown:** Knoxville, Tenn.

CAREER TRANSACTIONS

Jacob Warren was signed by the New England Patriots as a rookie free agent on May 10, 2024.

COLLEGE

- Spent six seasons at Tennessee (2018-23) and was a starter for his final three seasons.
- Overall, he played in 54 games with 33 starts and finished with 53 receptions for 607 yards and eight touchdowns.
- In 2023, he played and started in all 13 games and finished with 16 receptions for 191 yards and four touchdowns.

PERSONAL

- Son of James and Heather Warren.

UPDATED STATISTICS

Click or scan on the QR Code to access updated statistical information.



- Father earned letters as an offensive tackle for Tennessee in 1992 and 1993.
- Earned his undergraduate degree in kinesiology in August 2021 and earned a Master of Science degree in agricultural leadership, education and communication in 2023.

BOSTON'S HOME FOR SPORTS




THE HOME OF THE PATS



PRE GAME 3 HOURS BEFORE KICKOFF

**POST GAME REACTION FOR 3 HOURS
AFTER EVERY GAME**

Official Flagship Station of the Safety Insurance Patriots Radio Network

Listen Live  *at 985TheSportsHub.com
or on *The Sports Hub App**

New England Patriots trademarks, including the Patriots logo, are the property of New England Patriots LLC, and are used pursuant to a licensing agreement with New England Patriots LLC.

2023 SEASON IN REVIEW



2023 FINAL STATISTICS (4-13)

HEAD COACH: BILL BELICHICK • FOURTH IN AFC EAST • HOME STADIUM: GILLETTE STADIUM

Date	W/L	Score	Opp.	Att.
09/10	L	20-25	Philadelphia	64,628
09/17	L	17-24	Miami	64,628
09/24	W	15-10	at N.Y. Jets	80,878
10/01	L	3-38	at Dallas	93,719
10/08	L	0-34	New Orleans	64,628
10/15	L	17-21	at Las Vegas	91,985
10/22	W	29-25	Buffalo	64,628
10/29	L	17-31	Miami	65,836
11/05	L	17-20	Washington	64,628
11/12	L	6-10	Indianapolis	50,144
11/19			BYE WEEK	
11/26	L	7-10	at N.Y. Giants	82,211
12/03	L	0-6	L.A. Chargers	64,628
12/07	W	21-18	at Pittsburgh	66,376
12/14	L	17-27	Kansas City	64,628
12/14	W	26-23	at Denver	76,201
12/31	L	21-27	at Buffalo	70,772
01/07	L	3-17	N.Y. Jets	64,628

TEAM STATISTICS	PATS	OPP
TOTAL FIRST DOWNS	261	305
Rushing	93	100
Passing	153	181
Penalty	15	24
3rd Down: Made/Att	67/222	86/237
3rd Down Pct.	30.2	36.3
4th Down: Made/Att	9/25	10/19
4th Down Pct.	36.0	52.6

Possession Avg.	28.03	31.57
Total Net Yards	4696	5127
Avg. Per Game	276.2	301.6
Total Plays	1020	1091
Avg. Per Play	4.6	4.7

Net Yards Rushing	1627	1584
Avg. Per Game	95.7	93.2
Total Rushes	415	480

Net Yards Passing	3069	3543
Avg. Per Game	180.5	208.4
Sacked/Yards Lost	48/323	36/248
Gross Yards	3392	3791
Attempts/Completions	557/351	575/370
Completion Pct.	63.0	64.3
Had Intercepted	21	10

Punts/Average	98/46.9	86/47.0
Net Punting Avg.	98/40.8	86/42.7
Penalties/Yards	89/676	75/544
Fumbles/Ball Lost	19/8	24/8
Touchdowns	27	38
Rushing	9	14
Passing	16	19
Returns	2	5

SCORE BY PERIODS	1	2	3	4	OT	TOTAL
Patriots	40	81	46	69	0	236
Opponents	89	116	56	105	0	366

SCORING	TD	RU	PA	RT	PAT	FG	S	TP
Ryland	0	0	0	0	24/25	16/25	0	72
Henry	6	0	0	0	0	0	0	36
Elliott	5	3	2	0	0	0	0	30
Bourne	4	0	4	0	0	0	0	24
Stevenson	4	4	0	0	0	0	0	24
Gesicki	2	0	2	0	0	0	0	12
P. Brown	1	0	1	0	0	0	0	6
Davis	1	0	0	1	0	0	0	6
Harris	1	1	0	0	0	0	0	6
Reagar	1	0	0	1	0	0	0	6
Smith-Schuster	1	0	1	0	0	0	0	6
Zappe	1	1	0	0	0	0	0	6
Judon	0	0	0	0	0	0	0	1.2
TEAM	27	9	16	2	24/25	16/25	1236	
OPPONENTS	38	14	19	5	31/32	31/38	1366	

2-Pt Conv: TM 0-2, OPP 6-6

RUSHING	NO	YDS	AVG	LG	TD
Elliott	184	642	3.5	17	3
Stevenson	156	619	4.0	64t	4
Mac Jones	26	96	3.7	18	0
Zappe	17	83	4.9	18	1
Harris	16	65	4.1	18t	1
Thornton	3	51	17.0	39	0
Vaughn (LG)	24	42	1.8	9	0
Douglas	8	41	5.1	20	0
Reagar	1	17	17.0	17	0
Montgomery	3	9	3.0	7	0
Bourne	1	4	4.0	4	0
Patriots	415	1627	3.9	64t	9
Opponents	480	1584	3.3	50t	14

RECEIVING	NO	YDS	AVG	LG	TD
Elliott	51	313	6.1	23	2
Douglas	49	561	11.4	42	0
Henry	42	419	10.0	24t	6
Bourne	38	238	6.3	34	0
Stevenson	37	406	11.0	36	4
Parker	33	394	11.9	30	0
Smith-Schuster	29	260	9.0	37	1
Gesicki	29	244	8.4	18	2
P. Brown	13	208	16.0	58t	1
Thornton	13	91	7.0	15	0
Reagar	7	138	19.7	39	0
Montgomery	5	40	8.0	17	0
Harris	3	58	19.3	48	0
Boutte	2	19	9.5	11	0
Vaughn (LG)	2	2	1.0	3	0
Strange	0	3	---	3	0
Patriots	351	3392	9.7	58t	16
Opponents	370	3791	10.2	51	19

INTERCEPTIONS	NO	YDS	AVG	LG	TD
Dugger	2	35	17.5	20	0
Peppers	2	33	16.5	32	0
J. Tavai	2	2	1.0	2	0
Mapu	1	20	20.0	20	0
Jackson (LG)	1	9	9.0	9	0
Bryant	1	6	6.0	6	0
Austin (LG)	1	0	0.0	0	0
Austin (TM)	1	0	0.0	0	0
Gonzalez	1	0	0.0	0	0
Patriots	10	96	9.6	32	0
Opponents	21	435	20.7	70t	4

PUNTING	NO	YDS	AVG	NET	TB	IN	LG	BLK
Baringer	98	4598	46.9	40.8	8	38	79	0
Patriots	98	4598	46.9	40.8	8	38	79	0
Opponents	86	4042	47.0	42.7	8	41	74	0

PUNT RETURNS	NO	FC	YDS	AVG	LG	TD
Bryant	15	12	105	7.0	15	0
Douglas	11	10	56	5.1	25	0
Peppers	4	3	26	6.5	18	0
Mar. Jones	3	1	21	7.0	21	0
Patriots	33	26	208	6.3	25	0
Opponents	44	24	439	10.0	52	0

KICK RETURNS	NO	YDS	AVG	LG	TD
Montgomery	9	219	24.3	43	0
Reagar	7	221	31.6	98t	1
Bryant	1	11	11.0	11	0
Harris	1	20	20.0	20	0
Patriots	18	471	26.2	98t	1
Opponents	21	433	20.6	42	0

SACKS: Barmore 8.5, Bentley 4.5, Wise 4.5, Judon 4, Mack Wilson 3.5, Uche 3, Dugger 1.5, Jennings 1.5, Bryant 1, Gonzalez 1, Peppers 1, J. Tavai 1, White 1
Patriots: 36, Opponents: 48

FIELD GOALS	1-19	20-29	30-39	40-49	50+
Ryland	0/0	4/4	5/7	5/10	2/4
TEAM	0/0	4/4	5/7	5/10	2/4
OPPONENTS	0/0	8/8	12/13	3/6	8/11

FOLK: () (49G)(48G,48L,57N,51G)(29G,52N)(48N)(2)(43G)(30G,24G,49G)(38G)(43G)(37G,35N,24G)(35N)(1)(41N,25G)(33G,47N,56G)(47N)(30G)

OPPONENTS: (32G,56G,48G,51G)(23G,49B,55N)(52G)(23G,23G,33G)(54G,53G)(25G,37G,30G,24G)(36G,42N)(30G)(37G,30G)(57N,51G)(42G)(38G,38G)(56G)(39N,29G,54G)(57N)(35G,24G)(21G,40G,49N,33G)

STARTERS
Offense: RT Calvin Anderson (2), C David Andrews (17), LG Jake Andrews (1), P Pharaoh Brown (10), WR Kendrick Bourne (5), LT Trent Brown (8), WR Demario Douglas (7), RB Ezekiel Elliott (5), TE Mike Gesicki (10), TE Hunter Henry (10), QB Mac Jones (11), OL Vederian Lowe (8), OL Antonio Mafi (5), LT Connor McDermott (5), OL Mike Onwenu (15), WR DeVante Parker (13), WR Jalen Reagar (1), WR JuJu Smith-Schuster (7), TE Matt Sokol (1), RG Sidy Sow (14), RB Rhamondre Stevenson (12), LG Cole Strang (10), WR Tyquan Thornton (2), DL Deatrich Wise Jr. (14), QB Bailey Zappe (6)

Defense: DL Christian Barmore (5), Ja'Whaun Bentley (16), DB Myles Bryant (6), S Kyle Dugger (17), DL Davon Godchaux (17), CB Christian Gonzalez (4), DL Lawrence Guy Sr. (12), LB Anfernee Jennings (11), CB Marcus Jones (1), CB Jonathan Jones (14), LB Matthew Judon (2), DB Marte Mapu (1), S Jalen Mills (6), S Jabrill Peppers (15), DB Adrian Phillips (1), DL Sam Roberts (1), LB Jahmai Tavai (16), LB Josh Uche (2), DB Shaun Wade (5), DL Keion White (4), LB Mack Wilson (1), DL Deatrich Wise Jr. (14)

2023 Coaching Staff: Cam Achord, Special Teams Coordinator; Brian Belichick, Safeties; Steve Belichick, Linebackers; V'Angelo Bentley, NFL Coaching Fellowship/Defense; Troy Brown, Wide Receivers/Kickoff Returns; Moses Cabrera, Head Strength and Conditioning; DeMarcus Covington, Defensive Line; Ross Douglas, Wide Receivers; Joe Houston, Special Teams Assistant; Keith Jones, NFL Coaching Fellowship/Defense; Joe Judge, Assistant Head Coach; Adrian Klemm, Offensive Line; Will Lawing, Tight Ends; Deron Mayo, Strength and Conditioning Assistant; Jerod Mayo, Linebackers; Bill O'Brien, Offensive Coordinator/Quarterbacks; Mike Pellegrino, Offensive Linebackers; Anne Rothenstein, Assistant Quarterbacks; Vinnie Sunseri, Running Backs; Billy Yates, Assistant Offensive Line.

Pro Bowl (0)

PASSING	ATT	CMP	YARDS	CMP%	YDS/ATT	TD	TD%	INT	INT%	LG	SK/YDS	RATING
Mac Jones	345	224	2120	64.9	6.14	10	2.9	12	3.5	58t	22/127	77.0
Zappe	212	127	1272	59.9	6.00	6	2.8	9	4.2	48	25/191	68.8
Cunningham (TM) 0	0	0	---	---	---	0	---	0	---	---	1/5	---
TEAM	557	351	3392	63.0	6.09	16	2.9	21	3.8	58t	48/223	73.8
OPPONENTS	575	370	3791	64.3	6.59	19	3.3	10	1.7	51	36/248	86.9

2023 SEASON

2023 FINAL REGULAR SEASON DEFENSIVE STATISTICS

NAME	TACKLES			SACKS			INTERCEPTIONS				FUMBLES				SPECIAL TEAMS					
	TT	UT	A	S	Yds	QH	Int	Yds	TD	PD	FF	FR	Yds	TD	TT	UT	A	FF	FR	
Ja'Whaun Bentley	114	55	59	4.5	13.5	12	0	0	0	3	1	0	0	0	0	0	0	0	0	0
Jahlani Tavai	107	63	44	1.0	9.0	4	2	2	0	5	2	0	0	0	3	2	1	0	0	0
Kyle Dugger	107	70	37	1.5	9.5	5	2	35	0	7	1	0	0	0	2	1	1	0	0	0
Myles Bryant	77	65	12	1.0	6.0	1	1	6	0	7	2	0	0	0	0	0	0	0	0	0
Jabrill Peppers	75	50	25	1.0	7.0	2	2	33	0	8	1	1	0	0	3	2	1	0	0	0
Anfernee Jennings	66	49	17	1.5	10.0	4	0	0	0	0	0	1	0	0	0	0	0	0	0	0
Christian Barmore	64	39	25	8.5	60.5	16	0	0	0	6	1	0	0	0	0	0	0	0	0	0
Davon Godchaux	56	24	32	0.0	0.0	1	0	0	0	0	0	1	0	0	0	0	0	0	0	0
Deatrich Wise Jr.	54	22	32	4.5	50.0	6	0	0	0	1	1	0	0	0	0	0	0	0	0	0
Jonathan Jones	47	39	8	0.0	0.0	0	0	0	0	7	0	0	0	0	1	1	0	0	0	0
Jalen Mills	44	25	19	0.0	0.0	1	0	0	0	1	1	0	0	0	1	1	0	0	0	0
Lawrence Guy Sr.	38	16	22	0.0	0.0	0	0	0	0	1	0	0	0	0	0	0	0	0	0	0
Mack Wilson Sr.	33	21	12	3.5	20.5	4	0	0	0	3	2	0	0	0	4	2	1	0	0	0
Keion White	26	12	14	1.0	9.0	5	0	0	0	3	0	0	0	0	0	0	0	0	0	0
J.C. Jackson	25	22	3	0.0	0.0	0	0	0	0	6	0	0	0	0	0	0	0	0	0	0
Shaun Wade	23	21	2	0.0	0.0	0	0	0	0	1	0	0	0	0	0	0	0	0	0	0
Christian Gonzalez	17	14	3	1.0	8.0	1	1	0	0	3	0	0	0	0	0	0	0	0	0	0
Josh Uche	15	8	7	3.0	20.0	6	0	0	0	0	0	0	0	0	0	0	0	0	0	0
Marte Mapu	14	9	5	0.0	0.0	0	1	20	0	1	0	0	0	0	4	3	1	1	0	0
Adrian Phillips	13	8	5	0.0	0.0	0	0	0	0	0	0	0	0	0	4	2	2	0	0	0
Matthew Judon	13	10	3	4.0	25.0	9	0	0	0	0	0	0	0	0	0	0	0	0	0	0
Jack Jones	12	8	4	0.0	0.0	1	0	0	0	1	0	0	0	0	0	0	0	0	0	0
Alex Austin	9	7	2	0.0	0.0	0	1	0	0	2	0	0	0	0	0	0	0	0	0	0
Jeremiah Pharms Jr.	9	4	5	0.0	0.0	0	0	0	0	0	0	1	0	0	0	0	0	0	0	0
Marcus Jones	5	4	1	0.0	0.0	0	0	0	0	0	0	1	0	0	0	0	0	0	0	0
Sam Roberts	5	2	3	0.0	0.0	0	0	0	0	0	0	0	0	0	0	0	0	0	0	0
Daniel Ekuale	3	2	1	0.0	0.0	0	0	0	0	0	1	0	0	0	0	0	0	0	0	0
Ameer Speed	2	2	0	0.0	0.0	0	0	0	0	0	0	0	0	0	1	1	0	0	0	0
Calvin Munson	1	1	0	0.0	0.0	0	0	0	0	0	0	0	0	0	0	0	0	0	0	0
Marco Wilson	1	0	1	0.0	0.0	0	0	0	0	0	0	0	0	0	0	0	0	0	0	0
Chris Board	0	0	0	0.0	0.0	0	0	0	0	0	0	0	0	0	10	7	3	0	0	0
Ty Montgomery II	0	0	0	0.0	0.0	0	0	0	0	0	0	0	0	0	7	6	1	0	0	0
Matthew Slater	0	0	0	0.0	0.0	0	0	0	0	0	0	0	0	0	6	5	1	0	0	0
Bryce Baringer	0	0	0	0.0	0.0	0	0	0	0	0	0	0	0	0	1	1	0	0	0	0
Joe Cardona	0	0	0	0.0	0.0	0	0	0	0	0	0	0	0	0	1	1	0	0	0	0
Christian Elliss	0	0	0	0.0	0.0	0	0	0	0	0	0	0	0	0	2	2	0	0	0	0
Pharaoh Brown	0	0	0	0.0	0.0	0	0	0	0	0	0	0	0	0	3	2	0	0	0	0
Cody Davis	0	0	0	0.0	0.0	0	0	0	0	0	0	0	0	0	5	4	1	0	1	0
Brenden Schooler	0	0	0	0.0	0.0	0	0	0	0	0	0	1	0	0	13	11	2	0	0	0
Totals	1075	672	403	36.0	248.0	78	10	96	0	66	13	6	0	0	71	54	16	1	1	1

2023
SEASON

2023 MISCELLANEOUS STATISTICS

FUMBLES - LOST (19-8)

Player	No.	Lost	Own Rec.	O.B.
Ezekiel Elliott	2	1	0	0
DeMario Douglas	3	1	1	1
Kendrick Bourne	1	1	0	0
Mac Jones	3	2	0	0
Jabrill Peppers	1	0	0	1
Rhamondre Stevenson	1	1	0	0
Hunter Henry	1	0	0	1
Jahlani Tavai	1	0	0	1
Bailey Zappe	2	1	0	0
Pharaoh Brown	1	1	0	0
Joe Cardona	1	0	0	0
Bryce Baringer	0	0	1	0
David Andrews	0	0	0	1
Brenden Schooler	0	0	1	0
Conor McDermott	0	0	1	0
Cole Strange	0	0	1	0
Juju Smith-Schuster	0	0	1	0
Myles Bryant	1	0	0	0
Marcus Jones	1	0	0	1
Totals	19	8	6	5

KEY

TT-Total Tackles Int/Yds-Interceptions/Yards Returned

UT-Unassisted Tackles FF-Forced Fumbles

A-Assisted Tackles PD-Passes Defensed

BLOCKED KICKS

Player	XP	FG	P
Brenden Schooler	0	1	0
Totals	0	1	0

2023 GAME-BY-GAME TEAM OFFENSE

2023
SEASON

DATE	OPPONENT	FIRST DOWNS				NET OFFENSE		RUSHING				PASSING				PENALTY		PUNTS		
		TOTAL	Ru	Pa	Pn	Yds	Plays	Yds	Att	Avg	Net	S/YL	Gross	Att-Cmp	Pct	TD-Int	No	Yds	No	Avg
09/10	Philadelphia	24	5	18	1	382	78	76	22	3.5	306	2/10	316	54-35	64.8%	3-1	7	50	5	45.2
09/17	Miami	23	10	10	3	288	71	88	25	3.5	200	4/31	231	42-31	73.8%	1-1	5	45	4	48.0
09/24	at NY Jets	17	8	9	0	358	69	157	40	3.9	201	0/0	201	29-15	51.7%	1-0	6	43	8	40.3
10/01	at Dallas	10	2	8	0	253	55	53	23	2.3	200	2/7	207	30-16	53.3%	0-2	6	50	5	45.0
10/08	New Orleans	8	1	4	3	156	51	45	18	2.5	111	2/21	132	31-15	48.4%	0-2	5	30	8	44.1
10/15	at Las Vegas	17	8	7	2	259	56	83	19	4.4	176	4/24	200	33-24	72.7%	0-1	10	79	3	46.0
10/22	Buffalo	21	6	13	2	364	55	96	24	4.0	268	1/4	272	30-25	83.3%	2-0	8	59	2	55.0
10/29	at Miami	13	6	7	0	218	51	77	19	4.1	141	3/20	161	29-19	65.5%	2-1	7	45	5	53.0
11/05	Washington	18	4	13	1	327	63	107	19	5.6	220	0/0	220	44-24	54.5%	1-1	4	30	6	54.5
11/12	Indianapolis	21	11	9	1	340	68	167	36	4.6	173	5/22	195	27-18	66.7%	0-2	5	34	4	62.5
11/26	at NY Giants	18	10	8	0	283	68	147	31	4.7	136	2/7	143	35-21	60.0%	0-3	2	13	6	45.0
12/03	LA Chargers	13	7	5	1	257	62	148	32	4.6	109	5/32	141	25-13	52.0%	0-0	3	14	7	45.9
12/07	at Pittsburgh	14	3	11	0	303	55	81	25	3.2	222	2/18	240	28-19	67.9%	3-1	7	59	9	43.9
12/17	Kansas City	10	1	9	0	206	51	52	16	3.3	154	4/26	180	31-23	74.2%	1-1	5	45	6	48.0
12/24	at Denver	12	1	11	0	289	56	59	21	2.8	230	2/26	256	33-25	75.8%	2-0	3	25	7	45.6
12/31	at Buffalo	16	7	8	1	294	53	103	24	4.3	191	3/18	209	26-16	61.5%	0-3	2	20	4	44.0
01/07	NY Jets	6	3	3	0	119	58	88	21	4.2	31	7/57	88	30-12	75.8%	0-2	4	35	9	46.9
Regular Season Totals		261	93	153	15	4696	1020	1627	415	3.9	3069	48/323	3392	557-351	63.0%	16-21	89	676	98	46.9

2023 GAME-BY-GAME TEAM DEFENSE

DATE	OPPONENT	FIRST DOWNS				NET OFFENSE		RUSHING				PASSING				PENALTY		PUNTS		
		TOTAL	Ru	Pa	Pn	Yds	Plays	Yds	Att	Avg	Net	S/YL	Gross	Att-Cmp	Pct	TD-Int	No	Yds	No	Avg
09/10	Philadelphia	17	6	8	3	251	61	97	25	3.9	154	3/16	170	33-22	66.7%	1-0	5	49	4	49.3
09/17	Miami	22	6	15	1	389	61	145	30	4.8	244	1/5	249	30-21	70.0%	1-1	6	46	3	48.0
09/24	at NY Jets	12	5	6	1	171	61	38	22	1.7	133	3/24	157	36-18	50.0%	0-0	3	15	8	51.3
10/01	at Dallas	22	6	15	1	377	69	124	30	4.1	253	3/28	281	36-30	83.3%	1-0	5	32	2	56.0
10/08	New Orleans	17	6	11	0	304	70	136	42	3.2	168	2/15	183	26-18	69.2%	2-0	12	86	7	43.9
10/15	at Las Vegas	19	4	12	3	348	65	84	33	2.5	264	0/0	264	32-20	62.5%	1-1	6	42	2	51.5
10/22	Buffalo	24	7	14	3	339	66	81	24	3.4	258	1/7	265	41-27	65.9%	2-1	9	46	1	55.0
10/29	at Miami	24	5	17	2	390	73	78	26	3.0	312	2/12	324	45-30	66.7%	3-1	3	25	3	48.7
11/05	Washington	23	8	14	1	432	77	124	29	4.3	308	3/17	325	45-29	64.4%	1-1	4	30	5	44.2
11/12	Indianapolis	14	4	8	2	264	54	70	26	2.7	194	0/0	194	28-18	64.3%	0-1	4	34	5	44.8
11/26	at NY Giants	10	3	7	0	220	50	58	19	3.1	162	6/29	191	25-17	68.0%	1-0	4	37	8	45.4
12/03	LA Chargers	13	5	8	0	241	61	29	24	1.2	212	0/0	212	37-22	59.5%	0-0	4	20	8	45.9
12/07	at Pittsburgh	18	5	10	3	264	66	82	28	2.9	182	2/8	190	36-22	61.1%	1-1	1	5	6	44.5
12/17	Kansas City	19	2	15	2	326	61	43	20	2.2	283	3/26	309	38-28	73.7%	3-2	2	15	4	49.0
12/24	at Denver	19	9	10	0	276	65	83	23	3.6	193	5/45	238	37-25	67.6%	2-0	2	25	7	43.0
12/31	at Buffalo	19	10	8	1	281	68	127	37	3.4	154	1/15	169	30-15	50.0%	0-1	4	32	6	48.2
01/07	NY Jets	13	9	3	1	254	63	185	42	4.4	69	1/1	70	20-8	67.6%	0-0	1	5	7	46.0
Regular Season Totals		305	100	181	24	5127	1091	1584	480	3.3	3543	36/248	3791	575-370	64.3%	19-10	75	544	86	47.0

2023 GAME-BY-GAME PASSING STATISTICS

MAC JONES

DATE	OPPONENT	ATT	CMP	YDS	PCT	TD	LG	INT	S	YDS	RATING
09/10	Philadelphia	54	35	316	64.8%	3	32	1	2	10	91.3
09/17	Miami	42	31	231	73.8%	1	14	1	4	31	84.5
09/24	at NY Jets	29	15	201	51.7%	1	58t	0	0	0	85.6
10/01	at Dallas	21	12	150	57.1%	0	42	2	1	0	39.9
10/08	New Orleans	22	12	110	54.5%	0	28	2	2	21	30.5
10/15	at Las Vegas	33	24	200	72.7%	0	36	1	3	19	75.3
10/22	Buffalo	30	25	272	83.3%	2	34	0	1	4	126.7
10/29	at Miami	29	19	161	65.5%	2	24t	1	3	20	88.4
11/05	Washington	44	24	220	54.5%	1	20	1	0	0	66.5
11/12	Indianapolis	20	15	170	75.0%	0	30	1	5	22	79.2
11/26	at NY Giants	21	12	89	57.1%	0	19	2	1	0	27.8
12/03	LA Chargers				DNP						
12/07	at Pittsburgh				DNP						
12/17	Kansas City				DNP						
12/24	Denver				DNP						
12/31	at Buffalo				DNP						
01/07	NY Jets				Inactive - 3rd Quarterback						
Regular Season Totals		345	224	2120	64.9%	10	58t	12	22	127	77.0

2023
SEASON

BAILEY ZAPPE

DATE	OPPONENT	ATT	CMP	YDS	PCT	TD	LG	INT	S	YDS	RATING
09/10	Philadelphia				DNP						
09/17	Miami				DNP						
09/24	at NY Jets				DNP						
10/01	at Dallas	9	4	57	44.4%	0	22	0	1	7	65.5
10/08	New Orleans	9	3	22	33.3%	0	9	0	0	0	42.4
10/15	at Las Vegas				Inactive - 3rd Quarterback						
10/22	Buffalo				DNP						
10/29	at Miami				DNP						
11/05	Washington				DNP						
11/12	Indianapolis	7	3	25	42.9%	0	11	1	0	0	13.1
11/26	at NY Giants	14	9	54	64.3%	0	15	1	1	7	42.0
12/03	LA Chargers	25	13	141	52.0%	0	27	0	5	32	68.9
12/07	at Pittsburgh	28	19	240	67.9%	3	37	1	2	18	115.2
12/17	Kansas City	31	23	180	74.2%	1	20	1	4	26	85.4
12/24	Denver	33	25	256	75.8%	2	41	0	2	26	117.7
12/31	at Buffalo	26	16	209	61.5%	0	48	3	3	18	47.3
01/07	NY Jets	30	12	88	75.8%	0	33	2	7	57	20.1
Regular Season Totals		212	127	1272	59.9%	6	48	9	25	191	68.8

2023 GAME-BY-GAME RECEIVING STATISTICS

EZEKIEL ELLIOTT

DATE	OPPONENT	NO	YDS	AVG	LG	TD
09/10	Philadelphia	5	14	2.8	6	0
09/17	Miami	0	0	0.0	0	0
09/24	at NY Jets	1	7	7.0	7	0
10/01	at Dallas	2	6	3.0	4	0
10/08	New Orleans	4	17	4.3	8	0
10/15	at Las Vegas	1	15	15.0	15	0
10/22	Buffalo	0	0	0.0	0	0
10/29	at Miami	0	0	0.0	0	0
11/05	Washington	3	15	5.0	6	0
11/12	Indianapolis	2	34	17.0	19	0
11/26	at NY Giants	2	6	3.0	5	0
12/03	LA Chargers	4	40	10.0	23	0
12/07	at Pittsburgh	7	72	10.3	16	1
12/17	Kansas City	5	21	4.2	7	0
12/24	at Denver	9	33	3.7	15	1
12/31	at Buffalo	1	6	6.0	6	0
01/07	NY Jets	5	27	5.4	11	0
Regular Season Totals		51	313	6.1	23	2

DEMARIO DOUGLAS

NO	YDS	AVG	LG	TD
4	40	10.0	23	0
2	19	9.5	10	0
1	15	15.0	15	0
2	45	22.5	42	0
1	24	24.0	24	0
Inactive				
4	54	13.5	19	0
5	25	5.0	13	0
5	55	11.0	18	0
6	84	14.0	30	0
6	49	8.2	14	0
Inactive				
Inactive				
3	33	11.0	16	0
5	74	14.8	41	0
3	31	10.3	17	0
2	13	6.5	15	0
49	561	11.4	42	0

HUNTER HENRY

NO	YDS	AVG	LG	TD
5	56	11.2	13	1
6	52	8.7	13	1
2	17	8.5	9	0
4	51	12.8	21	0
0	0	0.0	0	0
1	7	7.0	7	0
2	27	13.5	14	0
3	28	9.3	16	0
4	39	9.8	14t	1
3	21	7.0	11	0
0	0	0.0	0	0
2	15	7.5	9	0
3	40	13.3	24t	2
7	66	9.4	16t	1
Inactive				
Inactive				
Injured Reserve				
42	419	10.0	24t	6

RHAMONDRE STEVENSON

DATE	OPPONENT	NO	YDS	AVG	LG	TD
09/10	Philadelphia	6	64	10.7	32	0
09/17	Miami	3	10	3.3	7	0
09/24	at NY Jets	1	3	3.0	3	0
10/01	at Dallas	2	10	5.0	7	0
10/08	New Orleans	0	0	0.0	0	0
10/15	at Las Vegas	5	24	4.8	6	0
10/22	Buffalo	6	51	8.5	34	0
10/29	at Miami	2	11	5.5	9	0
11/05	Washington	4	42	10.5	15	0
11/12	Indianapolis	3	14	4.7	7	0
11/26	at NY Giants	5	9	1.8	7	0
12/03	LA Chargers	1	0	0.0	0	0
12/07	at Pittsburgh	Inactive				
12/17	Kansas City	Inactive				
12/24	at Denver	Inactive				
12/31	at Buffalo	Reserve List - Injured				
01/07	NY Jets					
Regular Season Totals		38	238	6.3	34	0

KENDRICK BOURNE

NO	YDS	AVG	LG	TD
6	64	10.7	19t	2
4	29	7.3	13	0
4	46	11.5	18	0
2	36	18.0	20	0
2	43	21.5	28	0
10	89	8.9	36	0
6	63	10.5	33	1
3	36	12.0	24t	1
Reserve List - Injured				
37	406	11.0	36	4

DEVANTE PARKER

NO	YDS	AVG	LG	TD
Inactive				
6	57	9.5	14	0
2	19	9.5	16	0
2	33	16.5	22	0
2	20	10.0	14	0
1	7	7.0	7	0
1	8	8.0	8	0
1	14	14.0	14	0
Inactive				
Inactive				
3	42	14.0	19	0
4	64	16.0	27	0
Inactive				
5	44	8.8	20	0
4	65	16.3	30	0
1	15	15.0	15	0
1	6	6.0	6	0
33	394	11.9	30	0

JUJU SMITH-SCHUSTER

DATE	OPPONENT	NO	YDS	AVG	LG	TD
09/10	Philadelphia	4	33	8.3	15	0
09/17	Miami	5	28	5.6	12	0
09/24	at NY Jets	1	5	5.0	5	0
10/01	at Dallas	1	14	14.0	14	0
10/08	New Orleans	3	6	2.0	3	0
10/15	at Las Vegas	Inactive				
10/22	Buffalo	Inactive				
10/29	at Miami	1	3	3.0	3	1
11/05	Washington	6	51	8.5	20	0
11/12	Indianapolis	1	9	9.0	9	0
11/26	at NY Giants	2	10	5.0	5	0
12/03	LA Chargers	1	11	11.0	11	0
12/07	at Pittsburgh	4	90	22.5	37	0
12/17	Kansas City	Inactive				
12/24	at Denver	Inactive				
12/31	at Buffalo	Reserve List - Injured				
01/07	NY Jets					
Regular Season Totals		29	260	9.0	37	1

MIKE GESICKI

NO	YDS	AVG	LG	TD
3	36	12.0	17	0
5	33	6.6	14	0
1	18	18.0	18	0
1	12	12.0	12	0
2	17	8.5	9	0
3	28	9.3	15	0
2	5	2.5	4	1
2	11	5.5	6	0
0	0	0.0	0	0
2	22	11.0	11	0
0	0	0.0	0	0
0	0	0.0	0	0
0	0	0.0	0	0
0	0	0.0	0	0
1	7	7.0	7	0
2	15	7.5	11	1
4	35	8.8	14	0
1	5	5.0	5	0
29	244	8.4	18	2

PHAROAH BROWN

NO	YDS	AVG	LG	TD
0	0	0.0	0	0
0	0	0.0	0	0
2	71	35.5	58t	1
0	0	0.0	0	0
0	0	0.0	0	0
1	15	15.0	15	0
2	51	25.5	26	0
2	33	16.5	24	0
0	0	0.0	0	0
0	0	0.0	0	0
0	0	0.0	0	0
1	4	4.0	4	0
1	4	4.0	4	0
2	25	12.5	20	0
1	5	5.0	5	0
1	0	0.0	0	0
13	208	16.0	58t	1

2023 GAME-BY-GAME DEFENSIVE STATISTICS

ALEX AUSTIN

DATE	OPPONENT	TT	UT	A	S	YDS	QH	INT	YDS	PD	FF	FR	SPT
09/10	Philadelphia												
09/17	Miami												
09/24	at NY Jets												
10/01	at Dallas												
10/08	New Orleans												
10/15	at Las Vegas												
10/22	Buffalo												
10/29	at Miami												
11/05	Washington					Inactive							
11/12	Indianapolis					Inactive							
11/26	at NY Giants					Inactive							
12/03	LA Chargers					Inactive							
12/07	at Pittsburgh					Did Not Participate							
12/17	Kansas City	3	3	0	-	-	-	-	-	-	-	-	-
12/24	at Denver	1	0	1	-	-	-	-	-	-	-	-	-
12/31	at Buffalo	3	2	1	-	-	-	1	0	1	-	-	-
01/07	NY Jets	2	2	0	-	-	-	-	-	1	-	-	-
Regular Season Totals		9	7	2	0.0	0.0	0	1	0	2	0	0	0

CHRISTIAN BARMORE

TT	UT	A	S	YDS	QH	INT	YDS	PD	FF	FR	SPT
2	1	1	-	-	-	-	-	-	-	-	-
1	1	0	-	-	-	-	-	-	-	-	-
2	1	1	1.0	12.0	1	-	-	1	-	-	-
1	1	0	-	-	-	-	-	-	-	-	-
3	2	1	-	-	-	-	-	-	-	-	-
5	4	1	-	-	-	-	-	2	-	-	-
3	2	1	1	7	1	-	-	-	-	-	-
5	3	2	1	6	1	-	-	-	-	-	-
1	0	1	-	-	2	-	-	2	-	-	-
4	2	2	-	-	1	-	-	-	-	-	-
2	2	0	1	0	1	-	-	1	-	-	-
1	1	0	-	-	1	-	-	-	-	-	-
4	1	3	0.5	3.5	1	-	-	-	-	-	-
6	4	2	1.0	7.0	2	-	-	-	-	-	-
8	5	3	3.0	25.0	4	-	-	1	-	-	-
6	3	3	-	-	-	-	-	-	-	-	-
10	6	4	-	-	1	-	-	-	-	-	-
64	39	25	8.5	60.5	16	0	0	6	1	0	0

JA'WHAUN BENTLEY

TT	UT	A	S	YDS	QH	INT	YDS	PD	FF	FR	SPT
9	3	6	-	-	-	-	-	-	-	-	-
6	3	3	-	-	-	-	-	-	-	-	-
5	3	2	-	2	-	-	1	-	-	-	-
5	2	3	-	-	-	-	1	-	-	-	-
11	5	6	1.0	9.0	1	-	-	-	-	-	-
4	3	1	-	-	2	-	-	-	-	-	-
9	2	7	-	-	-	-	-	-	-	1	-
6	4	2	-	-	-	-	-	-	-	-	-
13	10	3	2.0	4.0	2	-	-	-	-	-	-
3	2	1	1.0	0.0	1	-	-	-	1	-	-
8	1	7	-	-	-	-	-	-	-	-	-
7	2	5	-	-	1	-	-	-	-	-	-
3	2	1	-	-	-	-	-	-	-	-	-
8	5	3	-	-	1	-	-	-	-	-	-
7	5	2	-	-	-	-	-	-	-	-	-
10	3	7	0.5	0.5	2	-	-	-	-	-	-
114	55	59	4.5	13.5	12	0	0	3	1	0	0

MYLES BRYANT

DATE	OPPONENT	TT	UT	A	S	YDS	QH	INT	YDS	PD	FF	FR	SPT
09/10	Philadelphia	6	5	1	-	-	-	-	-	-	-	-	-
09/17	Miami	6	6	0	-	-	-	-	1	-	-	-	-
09/24	at NY Jets	4	3	1	-	-	-	-	1	-	-	-	-
10/01	at Dallas	10	6	4	-	-	-	-	2	-	-	-	-
10/08	New Orleans	5	4	1	1	6	1	-	-	-	-	-	-
10/15	at Las Vegas	1	1	0	-	-	-	-	-	-	-	-	-
10/22	Buffalo	4	4	0	-	-	-	-	-	-	-	-	-
10/29	at Miami	5	5	0	-	-	-	-	-	-	-	-	-
11/05	Washington	7	6	1	-	-	-	-	-	-	-	-	-
11/12	Indianapolis	2	2	0	-	-	-	1	6	1	-	-	-
11/26	at NY Giants	4	4	0	-	-	-	-	1	-	-	-	-
12/03	LA Chargers	3	3	0	-	-	-	-	1	-	-	-	-
12/07	at Pittsburgh	5	3	2	-	-	-	-	1	-	-	-	-
12/17	Kansas City	5	4	1	-	-	-	-	-	-	-	-	-
12/24	at Denver	7	6	1	-	-	-	-	1	-	-	-	-
12/31	at Buffalo	3	3	0	-	-	-	-	-	-	-	-	-
01/07	NY Jets	0	0	0	-	-	-	-	-	-	-	-	-
Regular Season Totals		77	65	12	1.0	6.0	1	1	6	7	2	0	0

KYLE DUGGER

TT	UT	A	S	YDS	QH	INT	YDS	PD	FF	FR	SPT
4	2	2	-	-	-	-	-	-	1	-	-
3	2	1	-	-	-	-	-	1	-	-	-
7	5	2	-	-	-	-	-	1	-	-	-
15	12	3	-	-	1	-	-	-	-	-	-
6	1	5	-	-	-	-	-	-	-	-	-
5	2	3	-	-	-	-	-	-	-	-	-
7	7	0	-	-	-	-	-	-	-	-	-
8	6	2	1	6	1	1	15	1	-	1	-
6	5	1	-	-	1	20	1	-	-	-	-
4	3	1	-	-	-	-	-	-	-	-	-
2	2	0	-	-	-	-	-	-	-	-	-
5	2	3	-	-	-	-	-	-	-	-	-
7	4	3	0.5	3.5	2	-	-	1	-	-	-
7	5	2	-	-	-	-	-	-	-	-	-
5	4	1	-	-	-	-	-	1	-	-	-
10	7	3	-	-	1	-	-	1	1	-	-
6	1	5	-	-	-	-	-	-	-	-	-
107	70	37	1.5	9.5	5	2	35	7	1	0	2

DANIEL EKWALE

TT	UT	A	S	YDS	QH	INT	YDS	PD	FF	FR	SPT
2	1	1	-	-	-	-	-	-	-	-	-
0	0	0	-	-	-	-	-	-	-	-	-
1	1	0	-	-	-	-	-	-	-	1	-
Reserved List - Injured											
3	2	1	0.0	0.0	0	0	0	0	0	1	0

DAVON GODCHAUX

DATE	OPPONENT	TT	UT	A	S	YDS	QH	INT	YDS	PD	FF	FR	SPT
09/10	Philadelphia	1	0	1	-	-	-	-	-	-	-	-	-
09/17	Miami	3	1	2	-	-	-	-	-	-	-	-	-
09/24	at NY Jets	1	0	1	-	-	-	-	-	-	-	-	-
10/01	at Dallas	1	0	1	-	-	-	-	-	-	-	-	-
10/08	New Orleans	5	2	3	-	-	-	-	-	-	-	-	-
10/15	at Las Vegas	4	1	3	-	-	-	-	-	-	-	-	-
10/22	Buffalo	5	3	2	-	-	1	-	-	-	-	-	-
10/29	at Miami	3	3	0	-	-	-	-	-	-	-	-	-
11/05	Washington	8	3	5	-	-	-	-	1	-	-	-	-
11/12	Indianapolis	8	4	4	-	-	-	-	-	-	-	-	-
11/26	at NY Giants	4	2	2	-	-	-	-	-	-	-	-	-
12/03	LA Chargers	3	1	2	-	-	-	-	-	-	-	-	-
12/07	at Pittsburgh	4	2	2	-	-	-	-	-	-	-	-	-
12/17	Kansas City	1	0	1	-	-	-	-	-	-	-	-	-
12/24	at Denver	2	2	0	-	-	-	-	-	-	-	-	-
12/31	at Buffalo	1	0	1	-	-	-	-	-	-	-	-	-
01/07	NY Jets	2	0	2	-	-	-	-	-	-	-	-	-
Regular Season Totals		56	24	32	0.0	0.0	1	0	0	0	0	1	0

CHRISTIAN GONZALEZ

TT	UT	A	S	YDS	QH	INT	YDS	PD	FF	FR	SPT
7	5	2	1.0	8.0	1	-	-	1	-	-	-
6	6	0	-	-	-	1	0	1	-	-	-
3	2	1	-	-	-	-	-	1	-	-	-
1	1	0	-	-	-	-	-	-	-	-	-
Reserved List - Injured											
17	14	3	1.0	8.0	1	1	0	3	0	0	0

LAWRENCE GUY SR.

TT	UT	A	S	YDS	QH	INT	YDS	PD	FF	FR	SPT
3	2	1	-	-	-	-	-	-	-	-	-
1	0	1	-	-	-	-	-	-	-	-	-
0	0	0	-	-	-	-	-	-	-	-	-
2	1	1	-	-	-	-	-	-	-	-	-
4	2	2	-	-	-	-	-	-	-	-	-
4	3	1	-	-	-	-	-	-	-	-	-
1	0	1	-	-	-	-	-	-	-	-	-
0	0	0	-	-	-	-	-	-	-	-	-
5	1	4	-	-	-	-	-	-	-	-	-
1	0	1	-	-	-	-	-	1	-	-	-
1	0	1	-	-	-	-	-	-	-	-	-
2	1	1	-	-	-	-	-	-	-	-	-
4	1	3	-	-	-	-	-	-	-	-	-
2	2	0	-	-	-	-	-	-	-	-	-
1	0	1	-	-	-	-	-	-	-	-	-
5	3	2	-	-	-	-	-	-	-	-	-
2	0	2	-	-	-	-	-	-	-	-	-
38	16	22	0.0	0.0	0	0	0				

2023 GAME-BY-GAME DEFENSIVE STATISTICS

JACK JONES

AMEER SPEED

DATE	OPPONENT	JACK JONES													AMEER SPEED												
		TT	UT	A	S	YDS	QH	INT	YDS	PD	FF	FR	SPT	TT	UT	A	S	YDS	QH	INT	YDS	PD	FF	FR	SPT		
09/10	Philadelphia																										
09/17	Miami																										
09/24	at NY Jets																									1	
10/01	at Dallas																										
10/08	New Orleans																										
10/15	at Las Vegas																										
10/22	Buffalo	4	1			3	-	-	1	-	-	-	-	-	-	-	-	-	-	-	-	-	-	-	-	-	
10/29	at Miami	3	2			1	-	-	-	-	-	-	1	-	-	-	-	-	-	-	-	-	-	-	-	-	
11/05	Washington	3	3			0	-	-	-	-	-	-	-	-	-	-	-	-	-	-	-	-	-	-	-	-	
11/12	Indianapolis	2	2			0	-	-	-	-	-	-	-	-	-	-	-	-	-	-	-	-	-	-	-	-	
11/26	at NY Giants																										
12/03	LA Chargers																										
12/07	at Pittsburgh																										
12/17	Kansas City																										
12/24	at Denver																										
12/31	at Buffalo																										
01/07	NY Jets																										
Regular Season Totals		12	8	4	0.0	0.0	1	0	0	0	1	0	0	0	0	0	2	2	0	0.0	0	0	0	0	0	0	1

2023
SEASON



2023 GAME-BY-GAME SPECIAL TEAMS STATISTICS

ADDITIONAL SPECIAL TEAMS TACKLES

DATE	OPPONENT	B.Schooler	C. Board	T. Montgomery	M.Slater	C. Davis	P. Brown
		TT-UA-A	TT-UA-A	TT-UA-A	TT-UA-A	TT-UA-A	TT-UA-A
09/10	Philadelphia	1-0-1	0-0-0	0-0-0	0-0-0	0-0-0	0-0-0
09/17	Miami	1-1-0	1-1-0	1-1-0	0-0-0	0-0-0	0-0-0
09/24	at NY Jets	1-1-0	1-1-0	2-2-0	0-0-0	0-0-0	0-0-0
10/01	at Dallas	1-1-0	0-0-0	0-0-0	1-1-0	0-0-0	0-0-0
10/08	New Orleans	0-0-0	1-1-0	0-0-0	1-1-0	0-0-0	0-0-0
10/15	at Las Vegas	0-0-0	0-0-0	0-0-0	0-0-0	0-0-0	0-0-0
10/22	Buffalo	2-2-0	1-0-1	0-0-0	0-0-0	0-0-0	0-0-0
10/29	at Miami	2-2-0	0-0-0	0-0-0	0-0-0	0-0-0	0-0-0
11/05	Washington	3-2-1	1-1-0	2-1-1	0-0-0	0-0-0	1-1-0
11/12	Indianapolis	0-0-0	0-0-0	1-1-0	0-0-0	0-0-0	1-1-0
11/26	at NY Giants	0-0-0	0-0-0	0-0-0	0-0-0	1-1-0	0-0-0
12/03	LA Chargers	0-0-0	0-0-0	2-2-0	0-0-0	0-0-0	0-0-0
12/07	at Pittsburgh	1-1-0	2-0-2	0-0-0	1-0-1	1-1-0	0-0-0
12/17	Kansas City	0-0-0	1-1-0	Released 12/8	0-0-0	0-0-0	0-0-0
12/24	at Denver	0-0-0	0-0-0		Inactive	0-0-0	0-0-0
12/31	at Buffalo	0-0-0	0-0-0		2-2-0	1-0-1	0-0-0
01/07	NY Jets	1-1-0	2-2-0		1-1-0	2-2-0	1-1-0
Regular Season Totals		13-11-2	10-7-3	7-6-1	6-5-1	5-4-1	3-3-0

2023 KICKING TOTALS

DATE	OPPONENT	CHAD RYLAND									
		XP	-	XPA	XP PCT.	FG	-	FGA	BLK	FG PCT.	PTS.
09/10	Philadelphia	2	-	2	100%	0	-	0	0	--	2
09/17	Miami	2	-	2	100%	1	-	1	0	100%	5
09/24	at NY Jets	1	-	1	100%	2	-	4	0	50%	7
10/01	at Dallas	0	-	0	--	1	-	2	0	50%	3
10/08	New Orleans	0	-	0	--	0	-	1	0	0%	0
10/15	at Las Vegas	2	-	2	100%	1	-	1	0	100%	5
10/22	Buffalo	2	-	2	100%	3	-	3	0	100%	11
10/29	at Miami	2	-	2	100%	1	-	1	0	100%	5
11/05	Washington	2	-	2	100%	1	-	1	0	100%	5
11/12	Indianapolis	0	-	0	--	2	-	3	0	67%	6
11/26	at NY Giants	1	-	1	100%	0	-	1	0	0%	1
12/03	LA Chargers	0	-	0	--	0	-	0	0	0%	0
12/07	at Pittsburgh	3	-	3	100%	0	-	0	0	0%	3
12/17	Kansas City	2	-	2	100%	1	-	2	0	50%	5
12/24	at Denver	2	-	3	67%	2	-	3	0	67%	8
12/31	at Buffalo	3	-	3	100%	0	-	1	0	0%	3
10/07	NY Jets	0	-	0	--	1	-	1	0	100%	3
Regular Season Totals		24	-	25	96%	16	-	25	0	64%	72

2023 PUNTING TOTALS

DATE	OPPONENT	BRYCE BARINGER							
		NO.	YARDS	AVG.	NET	TB	IN20	LG	B
09/10	Philadelphia	5	226	45.2	35.2	1	3	65	0
09/17	Miami	4	192	48.0	41.3	0	3	58	0
09/24	at NY Jets	8	322	40.3	35.4	0	4	50	0
10/01	at Dallas	5	225	45.0	42.4	0	1	50	0
10/08	New Orleans	8	353	44.1	41.4	0	5	57	0
10/15	at Las Vegas	3	138	46.0	41.7	0	0	53	0
10/22	Buffalo	2	110	55.0	51.5	0	2	64	0
10/29	at Miami	5	265	53.0	45.6	1	2	63	0
11/05	Washington	6	326	54.3	45.8	1	2	60	0
11/12	Indianapolis	4	250	62.5	49.8	2	1	79	0
11/26	at NY Giants	6	270	45.0	44.0	0	2	54	0
12/03	LA Chargers	7	321	45.9	38.0	0	3	70	0
12/07	at Pittsburgh	9	395	43.9	38.3	2	3	66	0
12/17	Kansas City	6	288	48.0	42.5	0	1	64	0
12/24	at Denver	7	319	45.6	37.1	0	3	53	0
12/31	at Buffalo	4	176	44.0	39.5	0	1	57	0
01/07	NY Jets	9	422	46.9	39.3	1	2	63	0
Regular Season Totals		98	4598	46.9	41.0	8	38	79	0

2023 GAME-BY-GAME SPECIAL TEAMS STATISTICS

KICK RETURNS

DATE	OPPONENT	TY MONTGOMERY					JALEN REAGOR					KEVIN HARRIS				
		NO	YDS	AVG	LG	TD	NO	YDS	AVG	LG	TD	NO	YDS	AVG	LG	TD
09/10	Philadelphia	2	62	31.0	43	0										
09/17	Miami	-	-	-	-	-										
09/24	at NY Jets	-	-	-	-	-										
10/01	at Dallas	-	-	-	-	-										
10/08	New Orleans	2	42	21.0	23	0										
10/15	at Las Vegas	1	23	23.0	23	0										
10/22	Buffalo	-	-	-	-	-										
10/29	at Miami	1	24	24.0	24	0										
11/05	Washington	-	-	-	-	-										
11/12	Indianapolis	1	22	22.0	22	0										
11/26	at NY Giants	1	22	22.0	22	0										
12/03	LA Chargers	-	-	-	-	-	1	2	2.0	2	0					
12/07	at Pittsburgh	1	24	24.0	24	0										
12/17	Kansas City	Released					3	84	28.0	40	0					
12/24	at Denver															
12/31	at Buffalo						2	120	60.0	98t	1					
01/07	NY Jets						1	15	15.0	15	0	1	20	20.0	20	0
Regular Season Totals		9	219	24.3	43	0	7	221	31.6	98t	1	1	20	20.0	20	0

Additional Kickoff Returns:

Myles Bryant 1 KOR for 11 Yds. at NY Jets (09/24)

PUNT RETURNS

DATE	OPPONENT	DEMARIO DOUGLAS						JABRILL PEPPERS						
		NO	FC	YDS	AVG	LG	TD	NO	FC	YDS	AVG	LG	TD	
09/10	Philadelphia	-	-	-	-	-	-	-	-	-	-	-	-	-
09/17	Miami	2	1	12	6.0	12	0	-	-	-	-	-	-	
09/24	at NY Jets	2	1	14	7.0	8	0	2	1	25	12.5	18	0	
10/01	at Dallas	1	1	-2	-2.0	-2	0	-	-	-	-	-	-	
10/08	New Orleans	0	1	0	0.0	0	0	2	2	1	0.5	1	0	
10/15	at Las Vegas			Inactive				-	-	-	-	-	-	
10/22	Buffalo	1	0	25	25.0	25	0	-	-	-	-	-	-	
10/29	at Miami	0	1	0	0.0	0	0	-	-	-	-	-	-	
11/05	Washington	2	2	-2	-1.0	0	0	-	-	-	-	-	-	
11/12	Indianapolis	0	1	0	0.0	0	0	-	-	-	-	-	-	
11/26	at NY Giants	3	3	9	3.0	7	0	-	-	-	-	-	-	
12/03	LA Chargers			Inactive				-	-	-	-	-	-	
12/07	at Pittsburgh			Inactive				-	-	-	-	-	-	
12/17	Kansas City	-	-	-	-	-	-	-	-	-	-	-	-	
12/24	at Denver	-	-	-	-	-	-			Inactive				
12/31	at Buffalo	-	-	-	-	-	-			Inactive				
01/07	NY Jets	-	-	-	-	-	-	-	-	-	-	-	-	
Regular Season Totals		11	11	56	5.1	25	0	4	3	26	6.5	18	0	

2022 GAME-BY-GAME SPECIAL TEAMS STATISTICS

ADDITIONAL PUNT RETURNS

DATE	OPPONENT	MARCUS JONES						MYLES BRYANT					
		NO	FC	YDS	AVG	LG	TD	NO	FC	YDS	AVG	LG	TD
09/10	Philadelphia	3	1	21	7.0	21	0	-	-	-	-	-	-
09/17	Miami	-	-	-	-	-	-	-	-	-	-	-	-
09/24	at NY Jets	Reserve List - Injured											
10/01	at Dallas	-	-	-	-	-	-	-	-	-	-	-	-
10/08	New Orleans	-	-	-	-	-	-	-	-	-	-	-	-
10/15	at Las Vegas	-	-	-	-	-	-	1	1	14	14.0	14	0
10/22	Buffalo	-	-	-	-	-	-	-	-	-	-	-	-
10/29	at Miami	-	-	-	-	-	-	-	-	-	-	-	-
11/05	Washington	-	-	-	-	-	-	-	-	-	-	-	-
11/12	Indianapolis	-	-	-	-	-	-	-	-	-	-	-	-
11/26	at NY Giants	-	-	-	-	-	-	1	0	12	12.0	12	0
12/03	LA Chargers	-	-	-	-	-	-	2	2	0	0.0	5	0
12/07	at Pittsburgh	-	-	-	-	-	-	0	4	0	0.0	0	0
12/17	Kansas City	-	-	-	-	-	-	2	0	19	9.5	13	0
12/24	at Denver	-	-	-	-	-	-	5	1	28	5.6	8	0
12/31	at Buffalo	-	-	-	-	-	-	1	2	2	2.0	2	0
01/07	NY Jets	-	-	-	-	-	-	3	1	30	10.0	15	0
Regular Season Totals		3	1	21	7.0	21	0	15	11	105	7.0	14	0

2023
SEASON

2023 HONORS AND AWARDS

LAWRENCE GUY SR.

- NFLPA Community MVP (Wk 13)

CB CHRISTIAN GONZALEZ

- Defensive Rookie of the Month (September)

P BRYCE BARINGER

- PFWA-ALL-Rookie Team (punter)

DB BRENDEN SCHOLER

- NFLPA All-Pro (special teams)





NEW ENGLAND PATRIOTS 2023 STATS PACK

PATRIOTS PARTICIPATION

Player	POS	Regular Season										PATRIOTS PARTICIPATION										
		GP	GS	DNP	INA	PHI	MIA	at NYJ	at DAL	NO	at LV	BUF	at MIA	WAS	# IND	at NYG	LAC	at PIT	KC	at DEN	at BUF	NYJ
Anderson, Calvin	OL	5	2	0	2	RT	RT	sub	sub	x	sub	x	IR	IR	IR	IR	IR	IR	IR	IR	IR	IR
Andrews, David	C	17	17	0	0	C	C	C	C	C	C	C	C	C	C	C	C	C	C	C	C	C
Andrews, Jake	C	16	1	1	0	sub	sub	sub	sub	sub	sub	sub	sub	sub	sub	dnp	sub	sub	sub	sub	sub	LG
Austin, Alex	CB	5	1	0	4								x	x	x	x	sub	RCB	sub	sub	sub	sub
Baringer, Bryce	P	17	0	0	0	sub	sub	sub	sub	sub	sub	sub	sub	sub	sub	sub	sub	sub	sub	sub	sub	sub
Barmore, Christian	DL	17	6	0	0	DL	DL	sub	sub	DL	sub	sub	sub	sub	sub	sub	sub	sub	sub	DL	DL	DL
Bentley, Ja'Whaun	LB	16	16	0	1	LB	LB	LB	LB	LB	LB	LB	LB	LB	x	LB	LB	LB	LB	LB	LB	LB
Bledsoe, Joshua	S	1	0	0	1	ps	ps	ps	ps	ps	ps	ps	ps	ps	ps	ps	ps	ps	ps	ps	sub	x
Board, Chris	LB	17	0	0	0	sub	sub	sub	sub	sub	sub	sub	sub	sub	sub	sub	sub	sub	sub	sub	sub	sub
Borders, Breon	CB	0	0	1	0			ps	ps	ps	ps	ps	ps	ps	ps	ps	ps	ps	ps	dnp	ps	sub
Bourne, Kendrick	WR	8	5	0	0	WR	sub	sub	sub	WR	WR	WR	WR	IR	IR	IR	IR	IR	IR	IR	IR	IR
Boutte, Kayshon	WR	5	0	0	12	sub	x	x	x	x	x	x	x	sub	x	x	sub	x	x	sub	x	sub
Brown, Pharaoh	TE	17	11	0	0	sub	TE	sub	TE	TE	sub	sub	sub	TE	TE	TE	sub	TE	TE	TE	TE	TE
Brown, Trent	OL	11	8	0	6	LT	x	LT	LT	LT	LT	LT	LT	x	x	sub	LT	sub	x	sub	x	x
Bryant, Myles	DB	17	9	0	0	DB	sub	LCB	LCB	RCB	sub	sub	sub	sub	sub	DB	sub	DB	sub	DB	DB	DB
Cardona, Joe	LB	17	0	0	0	sub	sub	sub	sub	sub	sub	sub	sub	sub	sub	sub	sub	sub	sub	sub	sub	sub
Cunningham, Malik	QB	1	0	2	1	ps	ps	ps	ps	ps	ps	ps	x	ps	ps	ps	dnp	dnp	signed with BLT			
Davis, Cody	DB	11	0	0	0	Reserve list-PUP						sub	sub	sub	sub	sub	sub	sub	sub	sub	sub	sub
Douglas, DeMario	WR	14	7	0	3	sub	sub	sub	sub	sub	x	WR	WR	WR	WR	sub	x	x	WR	WR	WR	sub
Dugger, Kyle	DB	17	17	0	0	S	S	S	S	S	S	S	S	S	S	S	S	S	S	S	S	S
Ekuale, Daniel	DL	3	0	0	0	sub	sub	sub	IR	IR	IR	IR	IR	IR	IR	IR	IR	IR	IR	IR	IR	IR
Elliott, Ezekiel	RB	17	5	0	0	sub	sub	sub	sub	sub	sub	sub	sub	sub	sub	sub	sub	sub	RB	RB	RB	RB
Elliss, Christian	LB	4	0	0	0																	
Ferentz, James	OL	1	1	2	0	ps	ps	psp	ps	ps	ps	ps	ps	ps	ps	ps	ps	ps	ps	LG	dnp	dnp
Gesicki, Mike	TE	17	10	0	0	TE	TE	TE	TE	sub	sub	sub	sub	TE	TE	sub	sub	TE	TE	TE	TE	TE
Godchaux, Chaston	DL	17	17	0	0	DL	DL	DL	DL	DL	DL	DL	DL	DL	DL	DL	DL	DL	DL	DL	DL	DL
Gonzalez, Christian	CB	4	4	0	0	RCB	RCB	RCB	RCB	IR	IR	IR	IR	IR	IR	IR	IR	IR	IR	IR	IR	IR
Grier, Will	QB	0	0	0	8			9/23	3rd	3rd	3rd	3rd	3rd	3rd	3rd	3rd	3rd	ps	ps	signed w/LAC		
Guy Sr., Lawrence	DL	17	12	0	0	sub	sub	DL	DL	DL	DL	DL	DL	DL	DL	DL	DL	DL	DL	sub	sub	sub
Harris, Kevin	RB	4	0	1	0	ps	ps	ps	ps	ps	ps	ps	ps	ps	ps	ps	dnp	sub	sub	sub	sub	sub
Hasty, JaMycal	RB	2	0	0	5									x	x	x	x	sub	sub	x	x	x
Henry, Hunter	TE	14	10	0	2	TE	TE	TE	TE	TE	sub	TE	TE	TE	sub	TE	TE	TE	sub	x	x	IR
Hill, Trysten	DL	1	0	0	0			Signed to PS 10/4			ps	ps	ps	ps	ps	ps	ps	ps	ps	ps	ps	ps
Jackson, J.C.	CB	9	6	1	0	Acquired via trade 10/5				sub	RCB	RCB	RCB	sub	sub	RCB	RCB	RCB	dnp	Reserve (NFY)		
Jennings, Anfernee	LB	15	14	0	2	x	x	LB	sub	LB	LB	LB	LB	LB	LB	LB	LB	LB	LB	LB	LB	LB
Jones, Jack	CB	4	0	0	0	IR	IR	IR	IR	IR	sub	sub	sub	sub	sub	sub	sub	sub	Released 11/14			
Jones, Jonathan	DB	14	14	0	3	LCB	x	x	x	LCB	LCB	LCB	LCB	LCB	LCB	LCB	LCB	LCB	dnp	LCB	LCB	LCB
Jones, Mac	OL	11	11	5	1	QB	QB	QB	QB	QB	QB	QB	QB	QB	QB	dnp	dnp	dnp	dnp	dnp	dnp	3rd
Jones, Marcus	DB	2	1	0	0	sub	LCB	IR	IR	IR	IR	IR	IR	IR	IR	IR	IR	IR	IR	IR	IR	IR
Judson, Matthew	LB	4	2	0	1	LB	sub	sub	LB	x	IR	IR	IR	IR	IR	IR	IR	IR	IR	IR	IR	IR
Lowe, Vederian	OL	11	8	4	2	dnp	LT	RT	RT	RT	RT	sub	x	dnp	sub	x	sub	x	x	LT	LT	LT
Mafi, Antonio	OL	17	5	0	0	LG	sub	sub	LG	LG	sub	sub	sub	sub	sub	sub	sub	sub	sub	sub	sub	sub
Mapu, Marte	LB	17	1	0	0	sub	DB	sub	sub	sub	sub	sub	sub	sub	sub	sub	sub	sub	sub	sub	sub	sub
McDermott, Conor	OL	6	5	1	0			Signed to PS 10/17			ps	dnp	LT	LT	LT	sub	LT	LT	LT	IR	IR	IR
Mills, Jalen	DB	17	8	0	0	sub	sub	sub	sub	sub	sub	DB	DB	DB	DB	sub	DB	sub	DB	S	S	sub
Montgomery II, Ty	RB	13	0	0	0	sub	sub	sub	sub	sub	sub	sub	sub	sub	sub	sub	sub	sub	sub	Released 12/8		
Munson, Calvin	LB	3	0	0	0	sub	ps	ps	ps	ps	ps	ps	ps	ps	ps	ps	ps	ps	ps	Signed w/MIA 12/9		
Onwenu, Mike	OL	15	15	1	1	x	RG	RG	RG	RG	dnp	RT	RT	RT	RT	RT	RT	RT	RT	RT	RT	RT
Parker, DeVante	WR	13	13	0	4	x	WR	WR	WR	WR	WR	WR	WR	x	x	WR	WR	x	WR	WR	WR	WR
Peppers, Jabrill	DB	15	15	0	2	S	S	S	S	S	S	S	S	S	S	S	S	S	S	x	x	x
Pettway, La'Michael	TE	1	0	0	0																	x
Pharms, Jeremiah	DL	12	0	0	0	ps	ps	ps	ps	ps	ps	ps	ps	sub	sub	sub	sub	sub	sub	sub	sub	sub
Phillips, Adrian	DB	17	1	0	0	sub	sub	sub	sub	sub	DB	sub	sub	sub	sub	sub	sub	sub	sub	sub	sub	sub
Reagor, Jalen	WR	11	1	1	1	ps	dnp	ps	ps	ps	ps	sub	sub	WR	sub	x	sub	sub	sub	sub	sub	sub
Reiff, Riley	OL	1	0	0	1	IR	IR	IR	IR	sub	x	IR	IR	IR	IR	IR	IR	IR	IR	IR	IR	IR
Roberts, Sam	DL	7	1	1	9	x	x	DL	sub	sub	sub	sub	sub	x	x	x	dnp	x	x	x	x	x
Rourke, Nathan	QB	0	0	1	2														Signed 12/19	3rd	3rd	dnp
Ryland, Chad	K	17	0	0	0	sub	sub	sub	sub	sub	sub	sub	sub	sub	sub	sub	sub	sub	sub	sub	sub	sub
Schooler, Brenden	DB	17	0	0	0	sub	sub	sub	sub	sub	sub	sub	sub	sub	sub	sub	sub	sub	sub	sub	sub	sub
Slater, Matthew	WR	16	0	0	1	sub	sub	sub	sub	sub	sub	sub	sub	sub	sub	sub	sub	sub	sub	x	sub	sub
Smith-Schuster, JuJu	WR	11	7	0	4	WR	sub	WR	sub	WR	x	x	sub	sub	WR	WR	WR	x	x	IR	IR	IR
Sokol, Matt	TE	3	1	0	0	ps	ps	ps	ps	ps	ps	ps	ps	ps	ps	ps	ps	ps	ps	sub	sub	TE
Sow, Sidy	OL	14	13	0	2	RG	x	x	sub	sub	RG	RG	RG	RG	RG	RG	RG	RG	RG	RG	RG	RG
Speed, Ameer	DB	5	0	0	1	sub	x	sub	sub	sub	sub	released										
Stevenson, Rhamondre	RB	12	12	0	3	RB	RB	RB	RB	RB	RB	RB	RB	RB	RB	RB	RB	x	x	x	IR	IR
Strange, Cole	OL	10	10	0	4	x	LG	LG	x	x	LG	LG	LG	LG	LG	LG	LG	LG	LG	IR	IR	IR
Stueber, Andrew	OL	0	0	2	0	ps	ps	psp	ps	ps	ps	ps	ps	ps	ps	ps	ps	ps	ps	dnp	dnp	dnp
Tavai, Jahlan	LB	17	16	0	0	LB	LB	LB	LB	sub	LB	LB	LB	LB	LB	LB	LB	LB	LB	LB	LB	LB
Thornton, Tyquan	WR	9	3	1	2	IR	IR	IR	IR	IR	WR	sub	x	sub	sub	sub	sub	sub	sub	sub	sub	x
Uche, Josh	LB	15	2	0	2	sub	LB	sub	sub	LB	sub	x	x	sub	sub	sub	sub	sub	sub	sub	sub	sub
Wade, Shaun	CB	14	6	0	3	x	sub	sub	DB	sub	sub	sub	sub	RCB	RCB	sub	x	x	CB	CB	CB	CB
Wheatley Jr., Tyrone	OL	2	0	0	3	sub	sub	x	x	x	IR	IR	IR	IR	IR	IR	IR	IR	IR	IR	IR	IR
White, Keion	DE	16	4	0	1	sub	sub	DE	sub	DE	x	DE	sub	sub	DE	sub	sub	DE	sub	sub	sub	sub
Wilson Sr., Mack	LB	17	1	0	0	sub	sub	sub	sub	sub	sub	sub	sub	sub	sub	sub	sub	sub	sub	sub	sub	sub
Wilson, Marco	CB	1	0	1	0															dnp	dnp	sub
Wise Jr., Deatrich	DL	16	13	0	1	DE	DE	sub	DE	DE	sub	DE	sub	DE	DE	DE	x	DE	DE	DE	DE	DE
Zappe, Bailey	QB	10	6	6	1	dnp	dnp	dnp	sub	sub	3rd	dnp	dnp	dnp	sub	sub	QB	QB	QB	QB	QB	QB
Totals		787	374	32	102																	

x - inactive / CAPS - starters / sub - played / dnp - did not play / ps - Practice Squad / JF - Jumbo Formation

KEY

Not on active roster

2023 SEASON

2023 GAME-BY-GAME STARTERS



NEW ENGLAND PATRIOTS 2023 STATS PACK GAME-BY-GAME STARTERS

2023 OFFENSIVE STARTERS BY GAME												
Date	Opponent	WR	LT	LG	C	RG	RT	TE	TE	WR	QB	RB
09/10	Philadelphia	Bourne	T. Brown	Mafi	D. Andrews	Sow	Anderson	Henry	Gesicki	Smith-Schuster	Mac Jones	Stevenson
09/17	Miami	Parker	Low	Strange	D. Andrews	Onwenu	Anderson	Henry	Gesicki	P. Brown (TE)	Mac Jones	Stevenson
09/24	at NY Jets	Parker	T. Brown	Strange	D. Andrews	Onwenu	Low	Henry	Gesicki	Smith-Schuster	Mac Jones	Stevenson
10/01	at Dallas	Parker	T. Brown	Mafi	D. Andrews	Onwenu	Low	Henry	Gesicki	P. Brown (TE)	Mac Jones	Stevenson
10/08	New Orleans	Parker	T. Brown	Mafi	D. Andrews	Onwenu	Low	Brown	Bourne (WR)	Smith-Schuster	Mac Jones	Stevenson
10/15	at Las Vegas	Parker	T. Brown	Mafi	D. Andrews	Sow	Low	Henry	Bourne (WR)	Thornton	Mac Jones	Stevenson
10/22	Buffalo	Parker	T. Brown	Strange	D. Andrews	Sow	Onwenu	Henry	Bourne (WR)	Douglas	Mac Jones	Stevenson
10/29	at Miami	Parker	T. Brown	Strange	D. Andrews	Sow	Onwenu	Henry	Bourne (WR)	Douglas	Mac Jones	Stevenson
11/05	Washington	Reagar	McDermott	Strange	D. Andrews	Sow	Onwenu	P. Brown	Gesicki	Douglas	Mac Jones	Stevenson
11/12	# Indianapolis	Smith-Schuster	McDermott	Strange	D. Andrews	Sow	Onwenu	P. Brown	Gesicki	Douglas	Mac Jones	Stevenson
11/26	at NY Giants	Parker	McDermott	Strange	D. Andrews	Sow	Onwenu	P. Brown	Henry	Smith-Schuster	Mac Jones	Stevenson
12/03	LA Chargers	Parker	T. Brown	Strange	D. Andrews	Sow	Onwenu	Thornton (WR)	Henry	Smith-Schuster	Zappe	Stevenson
12/07	at Pittsburgh	Smith-Schuster	McDermott	Strange	D. Andrews	Sow	Onwenu	P. Brown	Henry	Thornton	Zappe	Elliott
12/17	Kansas City	Parker	McDermott	Strange	D. Andrews	Sow	Onwenu	P. Brown	Gesicki	Douglas	Zappe	Elliott
12/24	at Denver	Parker	Low	Ferezic	D. Andrews	Sow	Onwenu	P. Brown	Gesicki	Douglas	Zappe	Elliott
12/31	at Buffalo	Parker	Low	Mafi	D. Andrews	Sow	Onwenu	P. Brown	Gesicki	Douglas	Zappe	Elliott
01/07	NY Jets	Parker	Low	J. Andrews	D. Andrews	Sow	Onwenu	P. Brown	Gesicki	Sokol	Zappe	Elliott

2023 DEFENSIVE STARTERS BY GAME												
Date	Opponent	DL	DL	DL	LB	LB	LB	DB	LCB	RCB	S	DB
09/10	Philadelphia	Wise	Godchaux	Barmore	Judon	Bentley	Tavai	Bryant	Jo Jones	Gonzalez	Dugger	Peppers
09/17	Miami	Wise	Godchaux	Barmore	Uche	Bentley	Tavai	Mapu	Marcus Jones	Gonzalez	Dugger	Peppers
09/24	at NY Jets	White	Godchaux	Guy	Roberts (DL)	Bentley	Tavai	Jennings (LB)	Bryant	Gonzalez	Dugger	Peppers
10/01	at Dallas	Wise	Godchaux	Guy	Judon	Bentley	Tavai	Wade	Bryant	Gonzalez	Dugger	Peppers
10/08	New Orleans	Wise	Godchaux	Guy	Uche	Bentley	Jennings	Phillips	Jo Jones	Bryant	Dugger	Peppers
10/15	at Las Vegas	Barmore	Godchaux	Guy	White (DE)	Bentley	Tavai	Jennings (LB)	Jo Jones	Jackson	Dugger	Peppers
10/22	Buffalo	Wise	Godchaux	Guy	Jennings	Bentley	Tavai	Mills	Jo Jones	Jackson	Dugger	Peppers
10/29	at Miami	White	Godchaux	Guy	Jennings	Bentley	Tavai	Mills	Jo Jones	Jackson	Dugger	Peppers
11/05	Washington	Wise	Godchaux	Guy	Jennings	Bentley	Tavai	Mills	Jo Jones	Wade	Dugger	Peppers
11/12	# Indianapolis	Wise	Godchaux	Guy	Jennings	Wilson	Tavai	Mills	Jo Jones	Wade	Dugger	Peppers
11/26	at NY Giants	Wise	Godchaux	Guy	Jennings	Bentley	Tavai	Bryant	Jo Jones	Jackson	Dugger	Peppers
12/03	LA Chargers	White	Godchaux	Guy	Jennings	Bentley	Tavai	Mills	Jo Jones	Jackson	Dugger	Peppers
12/07	at Pittsburgh	Wise	Godchaux	Guy	Jennings	Bentley	Tavai	Bryant	Jo Jones	Jackson	Dugger	Peppers
12/17	Kansas City	Wise	Godchaux	Guy	Jennings	Bentley	Tavai	Mills	Jo Jones	Austin	Dugger	Peppers
12/24	at Denver	Wise	Godchaux	Barmore	Jennings	Bentley	Tavai	Bryant	Jo Jones	S.Wade	Dugger	Mills
12/31	at Buffalo	Wise	Godchaux	Barmore	Jennings	Bentley	Tavai	Bryant	Jo Jones	S.Wade	Dugger	Mills
01/07	NY Jets	Wise	Godchaux	Barmore	Jennings	Bentley	Tavai	Bryant	Jo Jones	S.Wade	Dugger	Peppers

2023 GAME-BY-GAME INACTIVES													
Date	Opponent												
09/10	Philadelphia	Parker	Wade	Jennings	Strange	Onwenu	Roberts						
09/17	Miami	Speed	Jo Jones	Jennings	Sow	Brown	Boutte	Roberts					
09/24	at NY Jets	Grier (3rd QB)	Jo Jones	Sow	Wheatley	Boutte							
10/01	at Dallas	Grier (3rd QB)	Jo Jones	Strange	Wheatley	Boutte							
10/08	New Orleans	Grier (3rd QB)	Judon	Strange	Wheatley	Boutte	Anderson						
10/15	at Las Vegas	Zappe (3rd QB)	Smith-Schuster	Strange	Grier	Boutte	Reiff	Douglas					
10/22	Buffalo	Grier (3rd QB)	Smith-Schuster	Uche	Cunningham	Boutte	White	Anderson					
10/29	at Miami	Grier (3rd QB)	Thornton	Uche	Low	Boutte	Anderson						
11/05	Washington	Grier (3rd QB)	Parker	Austin	T. Brown	Boutte	Roberts						
11/12	# Indianapolis	Grier (3rd QB)	Parker	Austin	T. Brown	Bentley	Roberts	J.C. Jackson					
11/26	at NY Giants	Hasty	Low	Austin	Reagar	Roberts							
12/03	LA Chargers	Hasty	Low	Austin	Douglas	Boutte	Wise						
12/07	at Pittsburgh	Parker	Stevenson	Hasty	Low	Boutte	Douglas	Wade					
12/18	Kansas City	Stevenson	Smith-Schuster	Wade	T. Brown	Boutte	Roberts						
12/24	at Denver	Rourke (3rd QB)	Smith-Schuster	Peppers	Slater	Stevenson	Henry	Roberts					
12/31	at Buffalo	Rourke (3rd QB)	Hasty	Peppers	T. Brown	Boutte	Henry	Roberts					
01/07	NY Jets	M. Jones (3rd QB)	Thornton	Bledsoe	T. Brown	Peltway	Hasty	Roberts					

2023 TRANSACTIONS

JANUARY 2023

1/10/2023	Hall, Terez	Signed to a future contract
1/10/2023	Hawkins, Brad	Signed to a future contract
1/10/2023	Howerton, Hayden	Signed to a future contract
1/10/2023	Mosely, Quandre	Signed to a future contract
1/10/2023	Munson, Calvin	Signed to a future contract
1/10/2023	Nixon, Tre	Signed to a future contract
1/10/2023	Pharms Jr., Jeremiah	Signed to a future contract
1/10/2023	Ray, LaBryan	Signed to a future contract
1/10/2023	Sokol, Matt	Signed to a future contract
1/10/2023	Taylor, J.J.	Signed to a future contract
1/10/2023	Washington, Scotty	Signed to a future contract
1/12/2023	Randle Jr., Rodney	Signed to a future contract
1/18/2023	Fatukasi, Olakunle	Signed to a future contract
1/24/2023	Murray, Bill	Signed to a future contract
1/30/2023	Bowden Jr., Lynn	Signed to a future contract

FEBRUARY 2023

2/15/2023	Hayes, Tae	Released
2/15/2023	Nordin, Quinn	Released
2/15/2023	Wilkinson, Kristian	Released
2/17/2023	Ray, LaBryan	Released

MARCH 2023

3/3/2023	Howerton, Hayden	Released
3/10/2023	McCourt, Devin	Reserve/Retired
3/10/2023	Bailey, Jake	Released
3/15/2023	Smith, Jonnu	Traded to Atlanta
3/16/2023	Anderson, Calvin	Signed
3/16/2023	Hoyer, Brian	Released
3/17/2023	Peppers, Jabrill	Re-signed
3/17/2023	Robinson, James	Signed
3/17/2023	Smith-Schuster, JuJu	Signed
3/20/2023	Gesicki, Mike	Signed
3/20/2023	Reiff, Riley	Signed
3/20/2023	Wilson Sr., Mack	Re-signed
3/21/2023	Cardona, Joe	Re-signed
3/21/2023	Davis, Cody	Re-signed
3/22/2023	Board, Chris	Signed
3/23/2023	Ekuale, Daniel	Re-signed
3/23/2023	Waitman, Corliss	Signed

APRIL 2023

4/5/2023	Cajuste, Yodny	Re-signed
4/13/2023	McSorley, Trace	Signed
4/17/2023	Bryant, Myles	Re-signed
4/27/2023	Gonzalez, Christian	Drafted
4/28/2023	White, Keion	Drafted
4/28/2023	Mapu, Marte	Drafted
4/29/2023	Andrews, Jake	Drafted
4/29/2023	Ryland, Chad	Drafted
4/29/2023	Sow, Sidy	Drafted
4/29/2023	Mafi, Atonio	Drafted
4/29/2023	Boutte, Kayshon	Drafted
4/29/2023	Baringer, Bryce	Drafted
4/29/2023	Douglas, DeMario	Drafted
4/29/2023	Speed, Ameer	Drafted
4/29/2023	Bolden, Isaiah	Drafted

MAY 2023

5/9/2023	Hayes, Tae	Signed
5/10/2023	Bowden Jr., Lynn	Released
5/12/2023	Ryland, Chad	Signed/Draft Choice
5/12/2023	Sow, Sidy	Signed/Draft Choice
5/12/2023	Mafi, Atonio	Signed/Draft Choice
5/12/2023	Boutte, Kayshon	Signed/Draft Choice
5/12/2023	Baringer, Bryce	Signed/Draft Choice
5/12/2023	Douglas, DeMario	Signed/Draft Choice
5/12/2023	Speed, Ameer	Signed/Draft Choice
5/12/2023	Bolden, Isaiah	Signed/Draft Choice
5/12/2023	Cunningham, Malik	Signed
5/12/2023	Heilig, Jourdan	Signed
5/12/2023	Lumpkin, Johnny	Signed
5/18/2023	Cajuste, Yodny	Released
5/19/2023	Tavai, Justus	Signed
5/24/2023	Andrews, Jake	Signed/Draft Choice
5/25/2023	Firkser, Anthony	Signed
5/25/2023	McMillan, Raekwon	Placed on Reserve/Injured

JUNE 2023

6/2/2023	Tavai, Justus	Released
6/5/2023	Lee, Ed	Signed
6/12/2023	Tavai, Justus	Signed
6/12/2023	Hayes, Tae	Released
6/12/2023	Robinson, James	Released
6/12/2023	Mapu, Marte	Signed/Draft Choice

JULY 2023

7/21/2023	Gonzalez, Christian	Signed/Draft Choice
7/21/2023	White, Keion	Signed/Draft Choice
7/24/2023	Fagot, Diego	Signed
7/25/2023	Hurd, Jalen	Signed

AUGUST 2023

8/1/2023	Pitts, Thyrick	Claimed off Waivers (Chicago)
8/1/2023	Hurd, Jalen	Reserve/Retired
8/2/2023	Lee, Ed	Released
8/3/2023	Hall, Terez	Released
8/8/2023	Flowers, Trey	Signed
8/10/2023	Giles-Harris, Joe	Signed
8/12/2023	Marable, C.J.	Signed
8/12/2023	Vanterpool, Micah	Signed
8/12/2023	Fatukasi, Olakunle	Released
8/12/2023	Heilig, Jourdan	Released
8/15/2023	Wells, Carson	Signed
8/15/2023	Addington, Tucker	Released
8/15/2023	Mitchell, DaMarcus	Released
8/16/2023	Elliott, Ezekiel	Signed
8/22/2023	McCall, Marquan	Claimed off Waivers (Carolina)
8/22/2023	Nixon, Tre	Released
8/23/2023	McCall, Marquan	Released
8/23/2023	Nixon, Tre	Placed on Reserve/Injured
8/27/2023	Wheatley Jr., Tyrone	Acquired Via Trade (Cleveland)
8/27/2023	Strong Jr., Pierre	Traded to Cleveland
8/27/2023	Davis Jr., Carl	Released
8/27/2023	Fagot, Diego	Released
8/27/2023	Hawkins, Brad	Released
8/27/2023	Lumpkin, Johnny	Released
8/27/2023	Marable, C.J.	Released
8/27/2023	Mosely, Quandre	Released
8/27/2023	Randle Jr., Rodney	Released
8/27/2023	Tavai, Justus	Released
8/27/2023	Vanterpool, Micah	Released
8/27/2023	Washington, Scotty	Released
8/27/2023	Wells, Carson	Released
8/28/2023	Lowe, Vederian	Acquired Via Trade (Minnesota)
8/28/2023	McSorley, Trace	Released
8/28/2023	Waitman, Corliss	Released
8/29/2023	Folk, Nick	Traded to Tennessee
8/29/2023	Bolden, Isaiah	Placed on Reserve/Injured
8/29/2023	McDermott, Conor	Placed on Reserve/Injured
8/29/2023	Davis, Cody	Placed on Reserve/PUP List
8/29/2023	Flowers, Trey	Placed on Reserve/PUP List
8/29/2023	Bledsoe, Joshua	Released
8/29/2023	Cunningham, Malik	Released
8/29/2023	Ferentz, James	Released
8/29/2023	Firkser, Anthony	Released
8/29/2023	Giles-Harris, Joe	Released
8/29/2023	Harris, Kevin	Released
8/29/2023	Hines Chasen	Released
8/29/2023	Montgomery II, Ty	Released
8/29/2023	Munson, Calvin	Released
8/29/2023	Murray, Bill	Released
8/29/2023	Perkins, Ronnie	Released
8/29/2023	Pharms Jr., Jeremiah	Released
8/29/2023	Pitts, Thyrick	Released
8/29/2023	Russey, Kody	Released
8/29/2023	Sokol, Matt	Released
8/29/2023	Stueber, Andrew	Released
8/29/2023	Taylor, J.J.	Released
8/29/2023	Webb, Raleigh	Released
8/29/2023	Zappe, Bailey	Released
8/30/2023	Bledsoe, Joshua	Signed to the practice squad
8/30/2023	Brown, Pharaoh	Signed to the practice squad
8/30/2023	Cunningham, Malik	Signed to the practice squad
8/30/2023	Ferentz, James	Signed to the practice squad
8/30/2023	Giles-Harris, Joe	Signed to the practice squad
8/30/2023	Harris, Kevin	Signed to the practice squad
8/30/2023	Montgomery II, Ty	Signed to the practice squad
8/30/2023	Munson, Calvin	Signed to the practice squad
8/30/2023	Perkins, Ronnie	Signed to the practice squad
8/30/2023	Pitts, Thyrick	Signed to the practice squad
8/30/2023	Russey, Kody	Signed to the practice squad

2023 TRANSACTIONS (CONT'D)

8/30/2023	Sokol, Matt	Signed to the practice squad
8/30/2023	Stueber, Andrew	Signed to the practice squad
8/30/2023	Waltman, Corliss	Signed to the practice squad
8/30/2023	Zappe, Bailey	Signed to the practice squad
8/31/2023	Corral, Matt	Claimed off Waivers (Carolina)
8/31/2023	Thornton, Tyquan	Placed on Reserve/Injured

SEPTEMBER 2023

9/1/2023	Luther, T.J.	Signed to the practice squad
9/1/2023	Reagar, Jalen	Signed to the practice squad
9/1/2023	Pitts, Thyric	Released from the practice squad
9/4/2023	Brown, Pharaoh	Signed from the practice squad
9/4/2023	Pharms Jr., Jeremiah	Signed to the practice squad
9/4/2023	Reiff, Riley	Placed on Reserve/Injured
9/8/2023	McDermott, Conor	Released from Reserve/Injured
9/9/2023	Montgomery II, Ty	Signed from the practice squad
9/9/2023	Zappe, Bailey	Signed from the practice squad
9/9/2023	Corral, Matt	Placed on Exempt/Left Squad
9/9/2023	Jones, Jack	Placed on Reserve/Injured
9/9/2023	Munson, Calvin	Elevated to the active roster
9/12/2023	Munson, Calvin	Reverted back to the practice squad
9/13/2023	Book, Ian	Signed to the practice squad
9/13/2023	Hooper, William	Signed to the practice squad
9/16/2023	Munson, Calvin	Elevated to the active roster
9/16/2023	Reagar, Jalen	Elevated to the active roster
9/16/2023	Munson, Calvin	Reverted back to the practice squad
9/18/2023	Reagar, Jalen	Reverted back to the practice squad
9/18/2023	Book, Ian	Released from the practice squad
9/18/2023	Corral, Matt	Released
9/21/2023	Borders, Breon	Signed to the practice squad
9/21/2023	Hearn, Azizi	Signed to the practice squad
9/23/2023	Grier, Will	Signed from Cincinnati practice squad
9/23/2023	Jones, Marcus	Placed on Reserve/Injured
9/26/2023	Ekuele, Daniel	Placed on Reserve/Injured
9/26/2023	Hooper, William	Released from the practice squad
9/27/2023	Jones, Manny	Signed to the practice squad
9/30/2023	Pharms Jr., Jeremiah	Elevated to the active roster

OCTOBER 2022

10/2/2023	Pharms Jr., Jeremiah	Reverted back to the practice squad
10/4/2023	Hill, Trysten	Signed to the practice squad
10/4/2023	Waltman, Corliss	Released from the practice squad
10/5/2023	Jackson, J.C.	Acquired Via Trade (LA Chargers)
10/7/2023	Reiff, Riley	Activated to the 53-man roster
10/7/2023	Pharms Jr., Jeremiah	Elevated to the active roster
10/7/2023	Gonzalez, Christian	Placed on Reserve/Injured
10/9/2023	Pharms Jr., Jeremiah	Reverted back to the practice squad
10/9/2023	Judon, Matthew	Placed on Reserve/Injured
10/14/2023	Wheatley Jr., Tyrone	Placed on Reserve/Injured
10/14/2023	Thornton, Tyquan	Activated to the 53-man roster
10/14/2023	Cunningham, Malik	Signed from the practice squad
10/14/2023	Pharms Jr., Jeremiah	Elevated to the active roster
10/14/2023	Reagar, Jalen	Elevated to the active roster
10/16/2023	Pharms Jr., Jeremiah	Reverted back to the practice squad
10/16/2023	Reagar, Jalen	Reverted back to the practice squad
10/17/2023	McDermott, Conor	Signed to the practice squad
10/18/2023	Bradley-King, William	Signed to the practice squad
10/18/2023	Taylor, Patrick	Signed to the practice squad
10/18/2023	Jones, Manny	Released from the practice squad
10/18/2023	Luther, T.J.	Released from the practice squad
10/19/2023	Speed, Ameer	Released
10/21/2023	Davis, Cody	Activated to the 53-man roster
10/21/2023	Jones, Jack	Activated to the 53-man roster
10/21/2023	Reiff, Riley	Placed on Reserve/Injured
10/21/2023	Hill, Trysten	Elevated to the active roster
10/21/2023	Reagar, Jalen	Elevated to the active roster
10/23/2023	Hill, Trysten	Reverted back to the practice squad
10/23/2023	Reagar, Jalen	Reverted back to the practice squad
10/24/2023	Cunningham, Malik	Released
10/24/2023	Flowers, Trey	Released
10/26/2023	Reagar, Jalen	Signed from the practice squad
10/26/2023	Cunningham, Malik	Signed to the practice squad
10/28/2023	McDermott, Conor	Elevated to the active roster
10/30/2023	McDermott, Conor	Reverted back to the practice squad
10/31/2023	Bourne, Kendrick	Placed on Reserve/Injured

NOVEMBER 2023

11/2/2023	Austin, Alex	Signed
11/3/2023	Anderson, Calvin	Placed on Reserve/Injured
11/4/2023	Pharms Jr., Jeremiah	Signed from the practice squad
11/4/2023	McDermott, Conor	Elevated to the active roster
11/6/2027	McDermott, Conor	Reverted back to the practice squad
11/7/2023	Luther, T.J.	Signed to the practice squad
11/11/2023	McDermott, Conor	Elevated to the active roster
11/11/2023	Munson, Calvin	Elevated to the active roster
11/13/2023	McDermott, Conor	Reverted back to the practice squad
11/13/2023	Munson, Calvin	Reverted back to the practice squad
11/13/2023	Jones, Jack	Released
11/13/2023	Hasty, JaMycal	Claimed off Waivers (Jacksonville)
11/25/2023	McDermott, Conor	Signed from the practice squad
11/25/2023	Grier, Will	Released
11/29/2023	Grier, Will	Signed to the practice squad
11/29/2023	Sexton, Mathew	Signed to the practice squad
11/30/2023	Wright, Matthew	Signed to the practice squad
11/30/2023	Sexton, Mathew	Released from the practice squad

DECEMBER 2023

12/2/2023	Cunningham, Malik	Elevated to the active roster
12/3/2023	Cunningham, Malik	Reverted back to the practice squad
12/7/2023	Cunningham, Malik	Elevated to the active roster
12/7/2023	Harris, Kevin	Elevated to the active roster
12/8/2023	Cunningham, Malik	Reverted back to the practice squad
12/8/2023	Harris, Kevin	Reverted back to the practice squad
12/8/2023	Ellis, Christian	Claimed off Waivers (Philadelphia)
12/8/2023	Montgomery II, Ty	Released
12/8/2023	Wright, Matthew	Released from the practice squad
12/16/2023	Harris, Kevin	Elevated to the active roster
12/18/2023	Harris, Kevin	Reverted back to the practice squad
12/18/2023	Strange, Cole	Placed on Reserve/Injured
12/19/2023	Rourke, Nathan	Claimed off Waivers (Jacksonville)
12/19/2023	Harris, Kevin	Signed from the practice squad
12/19/2023	Hooper, William	Signed from the practice squad
12/19/2023	Vaughn, Ke'Shawn	Signed from the practice squad
12/19/2023	Jackson, J.C.	Placed on Reserve/Non-Football Illness List
12/23/2023	Ferentz, James	Signed from the practice squad
12/23/2023	McDermott, Conor	Placed on Reserve/Injured
12/23/2023	Borders, Breon	Elevated to the active roster
12/23/2023	Sokol, Matt	Elevated to the active roster
12/25/2023	Borders, Breon	Reverted back to the practice squad
12/25/2023	Sokol, Matt	Reverted back to the practice squad
12/27/2023	Pettway, La'Michael	Signed to the practice squad
12/27/2023	Stevenson, Ramondre	Placed on Reserve/Injured
12/28/2023	Wilson, Marco	Claimed off Waivers (Arizona)
12/30/2023	Bledsoe, Joshua	Signed from the practice squad
12/30/2023	Smith-Schuster, JuJu	Placed on Reserve/Injured
12/30/2023	Sokol, Matt	Elevated to the active roster
12/30/2023	Stueber, Andrew	Elevated to the active roster

JANUARY 2024

1/1/2024	Sokol, Matt	Reverted back to the practice squad
1/1/2024	Stueber, Andrew	Reverted back to the practice squad
1/6/2024	Pettway, La'Michael	Signed from the practice squad
1/6/2024	Henry, Hunter	Placed on Reserve/Injured
1/6/2024	Sokol, Matt	Elevated to the active roster
1/6/2024	Stueber, Andrew	Elevated to the active roster
1/8/2024	Sokol, Matt	Reverted back to the practice squad
1/8/2024	Stueber, Andrew	Reverted back to the practice squad

2023
SEASON

 **CVS**Health®

Healthier happens together™

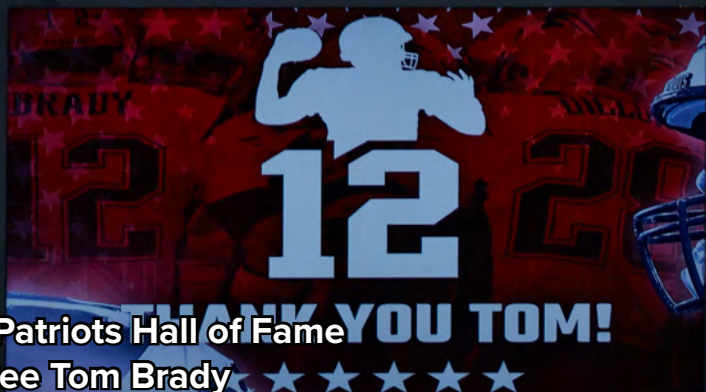
CVS Health® is a proud sponsor
of the New England Patriots



HISTORY



HISTORY



2024 Patriots Hall of Fame
Inductee Tom Brady



PATRIOTS HALL OF FAME



THE PATRIOTS HALL OF FAME PRESENTED BY RTX

The Patriots Hall of Fame presented by RTX offers a cutting-edge, highly-interactive museum experience. It showcases New England Patriots history while providing a permanent home to the team's hall of fame. The facility features 20,000 square feet of exhibit space and utilizes the latest in design concepts and multimedia technology to bring the Patriots story to life. It's incredible Super Bowl Experience gallery has undergone renovations over the last three years and houses all six Vince Lombardi Super Bowl Championship Trophies as well as the stories and highlights behind those titles. The Hall of Fame's integrated STEM (science, technology, engineering and math) program touches more than 20,000 school field trip visitors annually while also honoring a Massachusetts STEM Teacher of the Year. The Hall of Fame opened in 2008 and is a unique sports hall of fame and interactive experience as well as a must-visit

PATRIOTS HALL OF FAME

Player	Pos.	Years	Enshrined
Houston Antwine	DL	1961-71	2015
Bruce Armstrong	T	1987-2000	2001
Drew Bledsoe	QB	1993-2001	2011
Tom Brady	QB	2000-2019	2024
Troy Brown	WR	1993-2007	2012
Tedy Bruschi	LB	1996-2008	2013
Nick Buoniconti*	LB	1962-68	1992
Gino Cappelletti	WR/K	1960-70	1992
Raymond Clayborn	CB	1977-89	2017
Ben Coates	TE	1991-99	2008
Sam Cunningham	RB	1973-79, 81-82	2010
Bob Dee	DE	1960-67	1993
Kevin Faulk	RB	1999-2011	2016
Leon Gray	T	1973-78	2019
Steve Grogan	QB	1975-90	1995
John Hannah*	G	1973-85	1991
Rodney Harrison	S	2003-08	2019
Mike Haynes*	CB	1976-82	1994
Jim Lee Hunt	DT	1960-70	1993
Ty Law*	CB	1995-2004	2014
Matt Light	T	2001-11	2018
Willie McGinest	DE/LB	1994-2005	2015
Stanley Morgan	WR	1977-89	2007
Jon Morris	C	1964-74	2011
Jim Nance	FB	1965-71	2009
Steve Nelson	LB	1974-87	1993
Vito "Babe" Parilli	QB	1961-67	1993
Richard Seymour*	DL	2001-08	2020
Andre Tippett*	LB	1982-93	1999
Mike Vrabel	LB	2001-08	2023
Vince Wilfork	DL	2004-14	2022

*Also in Pro Football Hall of Fame

Contributors	Position	Enshrined
William H. "Billy" Sullivan, Jr.	Founder	2009
Gil Santos	Broadcaster	2013
Tracy Sormanti	Cheerleader Director	2021
Dante Scarnecchia	Assistant Coach	2023

HISTORY OF THE PATRIOTS HALL OF FAME

The Patriots Hall of Fame was established in 1991 as a way to honor the greatest players in franchise history. A selection committee of media and staff was formed to select players for induction and appropriately, John Hannah was the first player enshrined. Eight additional players were inducted from 1992-95. Andre Tippett (1999) and Bruce Armstrong (2001) rounded out the Patriots Hall of Fame's first 11 members. In 2007, the Patriots introduced a new method of selecting players for the team's hall of fame in advance of the opening of The Patriots Hall of Fame presented by RTX. Moving forward, one player will be enshrined in the Patriots Hall of Fame each year, with a nomination committee determining three finalists each spring and fans voting for the final choice through Patriots.com each spring.

SENIOR SELECTION COMMITTEE

The Patriots formed a senior selection committee to ensure that early era players are not overlooked in the voting process. The committee consists of veteran media and staff members who gather to discuss candidates who have been retired for at least 25 years to identify the player most deserving of Patriots Hall of Fame recognition.



PATRIOTS HALL OF FAME BIOS

Career Patriots in Pro Football Hall of Fame: John Hannah, Andre Tippett

Other Patriots Hall of Fames in the Pro Football Hall of Fame: Nick Buoniconti, Mike Haynes, Ty Law, Richard Seymour

Patriots Hall of Fame Players: Houston Antwine, Bruce Armstrong, Drew Bledsoe, Tom Brady, Troy Brown, Tedy Bruschi, Gino Cappelletti, Raymond Clayborn, Ben Coates, Sam Cunningham, Bob Dee, Kevin Faulk, Leon Gray, Steve Grogan, Rodney Harrison, Jim Lee Hunt, Matt Light, Willie McGinest, Stanley Morgan, Jon Morris, Jim Nance, Steve Nelson, Babe Parilli, Mike Vrabel, Vince Wilfork.

Patriots Hall of Fame Contributors: Gil Santos, Dante Scarnecchia, Tracy Sormanti, William H. "Billy" Sullivan.



John Hannah • G • Alabama

Patriots Seasons (13): 1973-85 • Pro Bowls (9)
Pro Football Hall of Fame 1991 • Patriots Hall of Fame 1991

Hannah spent his entire 13-season career with the Patriots, from 1973 through the Super Bowl season of 1985 ... The first Patriots player to be inducted into the Pro Football Hall of Fame ... One of two Patriots voted to the NFL's 75th Anniversary Team ... Named to the Patriots 35th Anniversary Team in 1994 ... Named the Player of the Century on the Patriots Team of the Century in 2000 ... Played in 183 games, while missing only five games due to injury ... Selected to nine Pro Bowls (1976, 1978-85) ... Named All-Pro for 10 consecutive years (1976-85) ... Won the NFL Players Association's Offensive Lineman of the Year Award for four straight seasons (1978-81) ... Powered an offensive line that helped set an NFL record with 3,165 rushing yards in 1978 - a record that stood for 41 years until Baltimore broke it in 2019 ... Named to the Patriots All-Time Team in 2009.



HISTORY



Andre Tippett • LB • Iowa

Patriots Seasons (11): 1982-88, 90-93 • Pro Bowls (5)
Pro Football Hall of Fame 2008 • Patriots Hall of Fame 1999

Tippett spent his entire 12-year career with the Patriots ... Elected to the Pro Football Hall of Fame in 2008, joining John Hannah as the only two players to earn induction to the Hall of Fame after spending their entire career with the Patriots ... From 1984-85, Tippett recorded 35 sacks, a total that stands tied as the second-highest two-season sack total by a linebacker in NFL history ... He achieved his record sack totals despite playing his career as a strong-side linebacker (opposite the opposing tight end), a position from which few other players have excelled in the pass rush to the extent that Tippett did ... He was named to the NFL's 1980s All-Decade Team and was named the NFL's linebacker of the year by the NFL Players Association for three straight seasons from 1985-87 ... Finished his career as the only Patriots player to record 100 career sacks, a mark that stands as the franchise's all-time record ... Set the Patriots franchise single-season sack record with 18½ in 1984 ... Also holds the second and tied for third-highest totals with 16½ in 1985 and 12½ in 1987 ... Was a member of the 1985 AFC Champions ... Has worked in the Patriots front office since his 1994 retirement and currently serves as the team's executive director of community affairs ... Named to the Patriots All-Time Team in 2009.



TIPPETT'S PATRIOTS STATISTICS

Years	G	TT	UT	Sack	FF	FR	Years	G	TT	UT	Sack	FF	FR	Years	G	TT	UT	Sack	FF	FR
1982	9	28	10	0	0	1	1987	13	83	53	12.5	0	3	1992	14	40	33	7	3	0
1983	15	86	48	8.5	1	1	1988	12	50	31	7	0	0	1993	16	76	50	8.5	1	4
1984	16	118	48	18.5	1	0	1989	Injured Reserve			Totals									
1985	16	97	65	16.5	3	3	1990	13	72	38	3.5	1	1	151	778	456	100	14	17	
1986	11	63	39	9.5	2	1	1991	16	65	41	8.5	2	3							

PATRIOTS HALL OF FAME BIOS



Nick Buoniconti • LB • Notre Dame

Patriots Seasons (7): 1962-68 • AFL All-Star Games (5)
Pro Football Hall of Fame 2001 • Patriots Hall of Fame 1992

Buoniconti played for the Patriots from 1962 to 1968 before finishing his career with the Miami Dolphins ... In 2001, became the third Patriot to be named to the Pro Football Hall of Fame ... Appeared in five consecutive AFL All-Star games during his Patriots career (1963-67) ... Was a key contributor to the Patriots first championship game appearance in the 1963 AFL Championship ... The leading vote-getter on the 1966 AFL All-Star team ... Recorded 24 interceptions as a Patriot ... Went on to play for the undefeated 1972 Miami Dolphins as a part of the "No Name Defense" ... Named to the All-AFL 10 Year Anniversary Team in 1971 ... Named to the Patriots All-Time Team in 2009 ... Buoniconti passed away on July 30, 2019.



BUONICONTI'S PATRIOTS STATISTICS

Years	Games	Int	Yds	Avg	LG	TD	Sacks	Years	Games	Int	Yds	Avg	LG	TD	Sacks
1962	14	2	3	1.5	3	0	1.0	1966	14	4	43	10.8	41	0	0.0
1963	14	3	42	14.0	26	0	6.5	1967	13	4	7	1.8	7	0	1.0
1964	14	5	75	15.0	26	0	4.5	1968	8	3	22	7.3	14	0	3.0
1965	14	3	31	10.3	26	0	2.0	Patriots Totals	91	24	223	9.3	41	0	18.0

HISTORY



Mike Haynes • CB • Arizona State

Patriots Seasons (7): 1976-82 • Pro Bowls (6)
Pro Football Hall of Fame 1997 • Patriots Hall of Fame 1994

Haynes played for the Patriots from 1976 to 1982 before finishing his career with the Los Angeles Raiders from 1983-89 ... In 1997, he became the second Patriot to be elected to the Pro Football Hall of Fame ... Selected to the NFL's 75th Anniversary Team ... Named to the NFL's all-decade team for the 1980s ... Named to six Pro Bowls (1976-80 and 1982) with the Patriots and three more with the Raiders ... Voted to two All-Pro teams, six All-AFC teams and the All-Rookie team during his Patriots career ... Named to the Patriots 35th Anniversary Team in 1994 ... Named to the Patriots Team of the Century in 2000 ... His 28 interceptions in a Patriots uniform rank seventh in franchise history ... Became the first player in Patriots history to return a punt for a touchdown with an 89-yard return against Buffalo on Nov. 7, 1976 ... Named to the Patriots All-Time Team in 2009.



HAYNES' PATRIOTS STATISTICS

Years	INTERCEPTIONS							PUNT RETURNS			
	G	No	Yds	Avg	LG	TD	No	Yds	Avg	LG	TD
1976	14	8	90	11.3	28	0	45	608	13.5	89t	2
1977	14	5	54	10.8	22	0	24	200	8.3	46	0
1978	16	6	123	20.5	50	1	14	183	13.1	35	0
1979	16	3	66	22.0	33	0	5	16	3.2	5	0
1980	13	1	31	31.0	31	0	17	140	8.2	35	0
1981	8	1	3	3.0	3	0	66	12	2.0	6	0
1982	9	4	26	6.5	26	0	0	0	0.0	0	0
Patriots Totals	90	28	393	14.0	50	1	111	1,159	10.4	89t	2

PATRIOTS HALL OF FAME BIOS



Ty Law • CB • Michigan

Patriots Seasons (10): 1995-2004 • Pro Bowls (4)

Pro Football Hall of Fame 2019 • Patriots Hall of Fame 2014



Law spent 10 seasons with the Patriots (1995-2004) after joining the team as a first-round (23rd overall) draft pick out of Michigan in 1995 ... Law was a three-time Super Bowl Champion (XXXVI, XXXVIII, XXXIX), a four-time Pro Bowl player (1998, 2001, 2002, 2003) and a two-time All-Pro (1998, 2003) during his tenure with the Patriots ... Law tied Raymond Clayborn's career franchise-record with 36 interceptions and finished with the most interception-return yards in team history with 583 ... His six interceptions returned for touchdowns are also a franchise best ... Law had nine interceptions in 1998 to become the first Patriots player to lead the NFL in that category ... He was a playmaker who played some of his best games in the postseason ... He helped lead the Patriots to their first Super Bowl title in 2001 when he intercepted a Kurt Warner pass against the Rams and returned it 47 yards for a touchdown for the first points of the game ... In the 2003 AFC Championship Game, Law intercepted three Peyton Manning passes while leading the Patriots to a 24-14 victory over the Indianapolis Colts ... Law was part of a record-breaking Patriots defense in 2003 that led the NFL in five key categories: opponents points per game (14.9), interceptions (29), fewest touchdown receptions allowed (11), opponent's passer rating (56.2) and pass deflections (121) as the team captured its second Super Bowl title in a win over the Carolina Panthers ... Law is a member of the NFL's all-decade team for the 2000s as well as the Patriots all-1990s and all-2000s decade teams. He was also selected to the Patriots 50th Anniversary Team.

LAW'S PATRIOTS STATISTICS

Years	INTERCEPTIONS						Years	INTERCEPTIONS					
	G	No	Yds	Avg	LG	TD		G	No	Yds	Avg	LG	TD
1995	14	3	47	15.7	38	0	2001	16	3	91	30.3	46t	2
1996	13	3	45	15.0	38t	1	2002	16	4	33	8.3	29	0
1997	16	3	70	23.3	40	0	2003	15	6	112	18.7	65t	1
1998	16	9	133	14.8	59t	1	2004	7	1	0	0.0	0	0
1999	13	2	20	10.0	27t	1	Patriots Totals	140	36	583	16.2	65t	6
2000	15	2	32	16.0	32	0							

PATRIOTS HALL OF FAME BIOS



Richard Seymour • DL • Georgia

Patriots Seasons (8): 2001-08 • Pro Bowls (5)
Pro Football Hall of Fame 2022 • Patriots Hall of Fame 2020

Seymour joined Troy Brown (2012), Tedy Bruschi (2013), Kevin Faulk (2016), Ty Law (2014), Matt Light (2018) and Willie McGinest (2015), as the seventh player to enter the Patriots Hall of Fame as a three-time Super Bowl champion with the team ... Seymour spent the first eight seasons of his 12-year NFL career with the Patriots and played an important role in delivering six division titles, four conference crowns and three Super Bowl championships to New England ... He was named to five straight Pro Bowls with the Patriots (2002-06) and earned three straight first-team All-Pro honors (2003-05) ... His five Pro Bowl berths are the most by any Patriots defensive lineman since the 1970 NFL merger ... Seymour was also a four-time team co-captain ... In 2009, he was voted to the Patriots 50th Anniversary Team and the 2000s All-Decade Team ... Seymour was a finalist for the Pro Football Hall of Fame for four straight seasons and was elected in 2022 ... Seymour was drafted by the Patriots sixth overall in the first round of the 2001 NFL Draft out of Georgia ... He immediately established himself as one of the team's premier players and helped the Patriots win their first Super Bowl during his rookie season ... During his time with the Patriots, he anchored a defense that allowed an average of 17.8 points per game and allowed fewer than 20 points per game in six of his eight seasons with New England ... Seymour also blocked seven field goals in his career ... Overall, Seymour started in 105-of-111 games, totaling 460 tackles, including 256 solos stops with 39 sacks ... Seymour was traded to Oakland in the summer of 2009, where he played the final four years of his career, producing two additional Pro Bowl seasons.



HISTORY

SEYMOUR'S PATRIOTS STATISTICS

Year	G	TT	UT	Sack	FF	FR	Year	G	TT	UT	Sack	FF	FR
2001	13	44	25	3.0	0	1	2006	16	51	25	4.0	0	1
2002	16	56	33	5.5	0	1	2007	9	30	16	1.5	0	0
2003	15	80	45	8.0	1	0	2008	15	63	34	8.0	0	1
2004	15	67	37	5.0	1	1	Totals	111	460	256	39.0	3	6
2005	12	69	41	4.0	1	1							



Houston Antwine • DL • Southern Illinois

Patriots Seasons (11): 1961-71 • AFL All-Star Games (6)
Patriots Hall of Fame 2015

Antwine played for the Patriots for 11 seasons, appearing in 142 games from 1961-71 ... He led the Patriots in sacks in three consecutive seasons from 1967-69 and his 39 career sacks are tied for 11th (with Richard Seymour) on the Patriots all-time career sacks list ... Antwine earned six consecutive American Football League (AFL) All-Star selections from 1963-68 ... His six all-star appearances are tied for the fifth highest total in franchise history ... He was acquired in a trade from the Houston Oilers in exchange for a fourth-round pick in the 1962 AFL Draft on April 1, 1961 ... He is a member of the Patriots 50th Anniversary Team and a member of the 1960s All-Decade Team ... Antwine passed away on Dec. 26, 2011 at the age of 72.

ANTWINE'S PATRIOTS STATISTICS

Years	G	Sacks	Years	G	Sacks	Years	G	Sacks
1961	14	0.0	1965	14	3.5	1969	14	5.0
1962	14	0.0	1966	14	1.5	1970	14	6.0
1963	14	4.0	1967	13	6.0	1971	3	0.0
1964	14	5.5	1968	14	7.5	Totals	142	39.0


PATRIOTS HALL OF FAME BIOS



Bruce Armstrong • T • Louisville

Patriots Seasons (14): 1987-2000 • Pro Bowls (6)
Patriots Hall of Fame 2001

Armstrong spent his entire 14-season career with the Patriots, from 1987 to 2000 ... Started all 212 games he played in, the second-most in franchise history, behind Tom Brady ... Appeared in six Pro Bowls during his Patriots career (1990-91, 1994-97) ... One of only three Patriots players, along with Steve Grogan and Mosi Tatupu, to play in three decades with the Patriots (1980s, 1990s and 2000s) ... Named to the Patriots 35th Anniversary Team in 1994 ... Named to the Patriots Team of the Century in 2000 ... Named to the Patriots All-Time Team in 2009.



Drew Bledsoe • QB • Washington State

Patriots Seasons (9): 1995-2004 • Pro Bowls (3)
Patriots Hall of Fame 2011


Bledsoe was the first overall pick in the 1993 NFL Draft and for the next eight years was considered the face of the Patriots franchise ... During his nine-year Patriots career, he broke the Patriots career passing records for attempts (4,518), completions (2,544) and yards (29,657) ... Bledsoe still holds the Patriots single-season passing records for attempts (691) ... He still holds the NFL record for attempts (70) and completions (45 - tied) in a game against Minnesota in 1994 that sparked a seven-game win streak, propelling the Patriots to their first playoff berth in eight years ... Bledsoe led the Patriots to the playoffs four times in his first six seasons,

helping the team earn back-to-back division titles and three consecutive playoff berths for the first time in franchise history ... In 1996, he guided the Patriots to their second AFC Championship in franchise history and a trip to Super Bowl XXXI ... Bledsoe became the first quarterback in NFL history with four seasons of 600+ pass attempts, including three straight from 1994-96 with the Patriots.

BLEDSOE'S PATRIOTS STATISTICS

PASSING										PASSING								
Years	G	Att	Comp	Pct.	Yds	TD	Int	Rat.	Years	G	Att	Comp	Pct.	Yds	TD	Int	Rat.	
1993	13	429	214	49.9	2494	15	15	65.0	1998	14	481	263	54.7	3633	20	14	80.9	
1994	16	691	400	57.9	4555	25	27	73.6	1999	16	539	305	56.6	3985	19	21	75.6	
1995	15	636	323	50.8	3507	13	16	63.7	2000	16	531	312	58.8	3291	17	13	77.3	
1996	16	623	373	59.9	4086	27	15	83.7	2001	2	66	40	60.6	400	2	2	75.3	
1997	16	522	314	60.2	3706	28	15	87.7	Totals	124	4518	2544	56.3	29657	166	138	75.9	

PATRIOTS HALL OF FAME BIOS



Tom Brady • QB • Michigan

Patriots Seasons (20): 2000-2019 • Pro Bowls (14)
Patriots Hall of Fame 2024

Brady's return to Foxborough began by ringing a bell atop Gillette Stadium's new Lighthouse prior to the 2023 season opener, and at halftime, a capacity crowd gave a ringing endorsement when Patriots Chairman and CEO Robert Kraft announced he was waiving the four-year wait period to induct Brady into the team's hall of fame ... Kraft also announced that for the first time, the team would host its Hall of Fame ceremony inside Gillette Stadium to accommodate as many fans as possible ... Patriots executives chose the 12th day of the sixth month as the date for the ceremony, as two of the numbers most often associated with Tom

Brady's Patriots career; his six Super Bowl championships and his iconic uniform number, 12 ... Brady entered the NFL as the 199th overall selection in the 2000 NFL Draft ... Over the next two decades with the Patriots, he set nearly every imaginable franchise passing record and propelled the Patriots to six Super Bowl championships, nine AFC Conference crowns and 17 AFC East Division titles, which included 41 playoff games, 30 playoff wins and 219 regular season wins ... He also earned three NFL MVP Awards during his time in New England ... Brady finished his career as the most accomplished player in NFL history with 251 wins, 15 Pro Bowl berths, seven Super Bowl wins, 7,753 completions, 89,214 passing yards and 649 touchdowns.

BRADY'S PATRIOTS STATISTICS

Years	G	Att	Comp	PASSING					2010	2011	2012	2013	2014	2015	2016	2017	2018	2019	PASSING				
				Pct.	Yds	TD	Int	Rat.											65.9	3900	36	4	111.0
2000	1	3	1	33.3	6	0	0	42.4	2011	16	611	401	65.6	5235	39	12	105.6						
2001	15	413	264	63.9	2843	18	12	86.5	2012	16	637	401	63.0	4827	34	8	98.7						
2002	16	601	373	62.1	3764	28	14	85.7	2013	16	628	380	60.5	4343	25	11	87.3						
2003	16	527	317	60.2	3620	23	12	85.9	2014	16	582	373	64.1	4109	33	9	97.4						
2004	16	474	288	60.8	3629	28	14	92.9	2015	16	624	402	64.4	4770	36	7	102.2						
2005	16	530	334	63.0	4110	26	14	92.3	2016	12	432	291	67.4	3554	28	2	112.2						
2006	16	516	319	61.8	3529	24	12	87.9	2017	16	581	385	66.3	4577	32	8	102.8						
2007	16	578	398	68.9	4806	50	8	117.2	2018	16	570	375	65.5	4355	29	11	97.7						
2008	1	11	7	63.6	76	0	0	83.9	2019	16	613	373	60.8	4057	24	8	88.0						
2009	16	565	371	65.7	4398	28	13	96.2	Totals	285	9988	6377	63.8	74571	541	179	97.0						

PATRIOTS HALL OF FAME BIOS



Troy Brown • WR • Marshall

Patriots Seasons (15): 1993-2007 • Pro Bowls (1)
Patriots Hall of Fame 2012

Brown spent his entire 15-season NFL career with the Patriots (1993-2007) after being drafted by the team in the eighth round (198th overall) of the 1993 NFL Draft out of Marshall ... Brown retired in 2008 as the Patriots all-time leading receiver with 557 career receptions ... He is the team's all-time leading punt returner with 252 career returns and 2,625 punt return yards ... He places fifth in the team's record book with 6,366 career receiving yards and is tied for second in franchise history with three punt returns for touchdowns ... Brown played in 192 games, placing him eighth on the franchise's all-time games played list, and his 15 seasons with the franchise ties Julius Adams for the fourth-longest tenure in a Patriots uniform behind Steve Grogan and

Matthew Slater (16) and Tom Brady's franchise-record 20 seasons ... Brown was a five-time co-captain for the club (2002-06) and earned Pro Bowl honors in 2001 ... In 2004, he added defense to his resume as he saw significant action in the defensive backfield and finished second on the team with three interceptions ... Brown's significant contributions in all three phases of the game – offense, defense and special teams – made him one of the most versatile and beloved players in the history of the Patriots franchise ... Brown was a key contributor to each of the Patriots first three Super Bowl victories ... In 2001, Brown led the team with 18 postseason receptions as New England won its first world championship in Super Bowl XXXVI ... In the championship game against the St. Louis Rams, Brown led the team with six receptions and 89 yards, including a key 23-yard grab on the game-winning drive ... Two years later, he tied for the team lead with 17 playoff receptions as the Patriots won Super Bowl XXXVIII over Carolina.

BROWN'S PATRIOTS STATISTICS

Year	RECEIVING						Years	G	Rec	Yds	Avg	Lg	TD	Years	G	Rec	Yds	Avg	Lg	TD
	G	Rec	Yds	Avg	Lg	TD														
1993	12	2	22	11.0	14	0	1999	13	36	471	13.1	37	1	2004	12	17	184	10.8	22	1
1994	9	0	0	0.0	0	0	2000	16	83	944	11.4	44t	4	2005	13	39	466	11.9	71	2
1995	16	14	159	10.9	31	0	2001	16	101	1199	11.9	60t	5	2006	16	43	384	8.9	23	4
1996	16	21	222	10.6	38	0	2002	14	97	890	9.2	38	3	2007	1	0	0	0.0	0	0
1997	16	41	607	14.8	67	6	Totals						192	557	6366	11.4	82t	31		



Tedy Bruschi • LB • Arizona

Patriots Seasons (13): 1996-2008 • Pro Bowls (1)
Patriots Hall of Fame 2013

Bruschi closed his 13-year career as one of the most productive Patriots players in the team's history ... As a team captain, Bruschi's relentless work ethic and on-field intensity helped set the tone for the entire team ... Bruschi was originally drafted by the Patriots in the third round of the 1996 NFL Draft ... Bruschi left the football field having played a major role in leading the Patriots to 11 winning records, including nine playoff seasons, eight division championships, five conference titles and three Super Bowl crowns ... In Bruschi's 211 career games (including regular season and playoffs), the Patriots had a 144-67 (.682) record, including a 16-6 (.727) playoff mark ... Bruschi earned his first Pro Bowl honor following the 2004 season after co-captaining a Patriots defense that

allowed just 16.25 points per game, the sixth-fewest in franchise history ... Bruschi is the only player in NFL history to return four consecutive interceptions for touchdowns and his career total of four picks returned for scores ranks second in Patriots history ... He is tied for seventh in NFL history among linebackers, and Bruschi is the only Patriots linebacker to return multiple interceptions for scores in a single season (2002 and 2003) ... Beyond his impressive numbers, fans and his peers revered him for his accomplishments off the field and for his dedication to the New England area ... After Bruschi suffered a stroke in February 2005, he dedicated himself to raising funds and awareness to fight stroke along with the American Stroke Association ... He established "Tedy's Team," a vehicle to help battle stroke, the number one cause of disability in the United States.

BRUSCHI'S PATRIOTS STATISTICS

Years	G	TT	UT	Sack	Int	Yds	Years	G	TT	UT	Sack	Int	Yds	Years	G	TT	UT	Sack	Int	Yds					
1996	16	11	10	4.0	0	0	2001	15	73	54	2.0	2	7	2006	15	124	67	1.5	1	8					
1997	16	30	25	4.0	0	0	2002	11	65	45	4.5	2	75	2007	16	99	69	2.0	0	0					
1998	16	81	56	2.0	0	0	2003	16	137	86	2.0	3	26	2008	13	71	38	0.0	0	0					
1999	14	138	77	2.0	1	1	2004	16	128	84	3.5	3	70	Totals						189	1134	717	30.5	12	187
2000	16	105	68	1.0	0	0	2005	9	72	38	2.0	0	0												

PATRIOTS HALL OF FAME BIOS



Gino Cappelletti • WR/K • Minnesota

Patriots Seasons (11): 1960-70 • NFL All-Star Games (5)
Patriots Hall of Fame 1992

Cappelletti spent his 11-year career with the Patriots, from 1960-70, as one of the original members of the squad ... A five-time AFL All-Star selection ... Selected as the AFL Most Valuable Player in 1964 ... One of only three players along with Jim Otto and George Blanda, to play in every game in the AFL's 10-year history ... Finished as the AFL's all-time leader in points (1,100) and field goals (170) ... Led the AFL in scoring five times ... Is the only player to score 20 or more points in eight regular season games ... He is the only player to score at least 33 percent of his team's points in eight straight seasons ... Holds the top two scoring seasons in AFL history with 155 points in 1964 and 147 points in 1961 ... Registered the fifth-highest scoring season in AFL annals with 132 points in 1965 ... Ranks third on the Patriots all-time scoring list with 1,130 points (42 TDs, 176 FGs and 342 PATs) ... Ranks third in Patriots history with 353 extra points attempted and 342 extra points made ... Enters 2024 in 12th place on the Patriots receiving list with 292 catches and 10th with 4,589 receiving yards ... Holds the Patriots single-game record for points with 28 on Dec. 18, 1965 vs. Houston ... Selected as a member of the All-AFL 10 Year Anniversary Team in 1971 ... Named to the Patriots All-Time Team in 2009.

CAPPELLETTI'S PATRIOTS STATISTICS

Year	G	No	RECEPTIONS				KICKING				Year	G	No	RECEPTIONS				KICKING					
			Yds	Avg	LG	TD	XP	XPA	FG	FGA				Pts	Yds	Avg	LG	TD	XP	XPA	FG	FGA	Pts
1960	14	1	28	28.0	28	0	30	32	8	22	60	1966	14	43	676	15.7	63t	6	35	36	16	32	119
1961	14	45	768	17.1	53	8	48	50	17	32	147	1967	14	35	397	11.3	35	3	29	30	16	31	95
1962	14	34	479	14.5	40	5	38	40	20	37	128	1968	14	13	182	14.0	30	2	26	26	15	27	83
1963	14	34	493	14.5	38	2	35	36	22	38	113	1969	14	1	21	21.0	21	0	26	27	14	34	68
1964	14	49	865	17.7	58t	7	36	36	25	39	155	1970	13	0	0	0.0	0	0	12	13	6	15	30
1965	14	37	680	18.4	57t	9	27	27	17	27	132	Totals	153	292	4589	15.7	63t	42	342	353	176	334	1,130



Raymond Clayborn • CB • Texas

Patriots Seasons (13): 1977-89 • Pro Bowls (3)
Patriots Hall of Fame 2017


Played for the Patriots for 13 seasons from 1977-89 ... Finished his career with a franchise-leading 36 interceptions, since tied by Ty Law in 2004 and still standing today, 35 years after finishing his Patriots career ... Entering the 2024 season, his 555 interception return yards are third in franchise history to Law's 583 return yards and Devin McCourty's 581 return yards ... As a rookie in 1977, his 31.0-yard kickoff return average and three touchdowns returns led the NFL, both of which remain single-season franchise records ... One of just 25 NFL players since the 1970 merger to finish a season with a better than 30.0-yard average on kickoff returns (min. 20 returns) and is the only

Patriots player to accomplish the feat ... He was a key contributor en route to the franchise's first Super Bowl berth, intercepting Dan Marino once and recording six passes defended to help end an 18-game losing streak to the Miami Dolphins in the Orange Bowl in the 1985 AFC Championship victory ... Named to the Patriots All-Decade Teams for 1970s and 1980s.

CLAYBORN'S PATRIOTS STATISTICS

Year	G	INTERCEPTIONS					Year	G	No	INTERCEPTIONS				TD
		No	Yds	Avg	LG	TD				Yds	Avg	LG	TD	
1977	14	0	0	0.0	0	0	1984	16	3	102	34.0	85	0	
1978	16	4	72	18.0	44	0	1985	16	6	80	13.3	38	1	
1979	16	5	56	11.2	27	0	1986	16	3	4	1.3	4	0	
1980	16	5	87	17.4	29	0	1987	10	2	24	12.0	24	0	
1981	16	2	39	19.5	39	0	1988	16	4	65	16.3	31	0	
1982	9	1	26	26.0	26	0	1989	14	1	0	0.0	0	0	
1983	16	0	0	0.0	0	0	Patriots Totals	191	36	555	15.4	85	1	

PATRIOTS HALL OF FAME BIOS




Ben Coates • TE • Livingstone College

Patriots Seasons (9): 1991-99 • Pro Bowls (5)
Patriots Hall of Fame 2008

Coates played in 142 games over nine seasons with the Patriots, starting 105 ... Enters 2024 sixth all-time in Patriots history in receptions (490), seventh in receiving yards (5,471) and tied for third in receiving touchdowns (50) ... Set the NFL's single-season reception record for a tight end in 1994 with 96 receptions (now tied for 14th) and retired with the franchise record for receptions by a tight end (490) ... Led the team in touchdown receptions for six consecutive seasons (1993-98) and led the team in receptions five times (1993-95, 1997-98) ... Ranks in the top 20 all time among NFL tight ends in receptions (t-20th) and touchdowns (t-14th) ... Named to the Patriots All-Time Team in 2009.

COATES' PATRIOTS STATISTICS

Year	G	Rec	Yds	Avg	Lg	TD	Year	G	Rec	Yds	Avg	Lg	TD	Year	G	Rec	Yds	Avg	Lg	TD						
1991	16	10	95	9.5	17	1	1994	16	96	1174	12.2	62t	7	1997	16	66	737	11.2	35	8						
1992	16	20	171	8.6	22t	3	1995	16	84	915	10.9	35	6	1998	14	67	668	10.0	33	6						
1993	16	53	659	12.4	54t	8	1996	16	62	682	11.0	84t	9	1999	16	32	370	11.6	27	2						
																Totals	142	490	5471	11.2	84t	50				



Sam Cunningham • RB • Southern California

Patriots Seasons (9): 1973-79, 81-82 • Pro Bowls (1)
Patriots Hall of Fame 2010

Cunningham played for the Patriots for nine seasons, appearing in 107 games from 1973-79 and 81-82 ... Is the Patriots all-time rushing leader with 5,453 yards and his 43 rushing touchdowns are second in team history to Jim Nance ... Cunningham's 49 overall touchdowns are fifth in team history ... Played a significant role in helping the Patriots set the then NFL record for most rushing yards gained in a season with 3,165 yards in 1978 ... Joined the Patriots as a first-round draft pick in 1973 after an All-American career at USC ... Earned the nickname "Sam Bam" in college for his

daring dives over goal-line pileups while leading USC to a national championship as a senior in 1972 ... Member of the Patriots 50th Anniversary Team and the 1970s All-Decade Team.

CUNNINGHAM'S PATRIOTS STATISTICS

Year	G	Rush	Yds	Avg	Lg	TD	Year	G	Rush	Yds	Avg	Lg	TD	Year	G	Rush	Yds	Avg	Lg	TD
1973	14	155	516	3.3	25	4	1977	14	270	1015	3.8	31t	4	1982	6	9	21	2.3	4	0
1974	10	166	811	4.9	75t	9	1978	16	199	768	3.9	52t	8	Totals	107	1385	5453	3.9	75t	43
1975	13	169	666	3.9	17	6	1979	12	159	563	3.5	27	5							
1976	11	172	824	4.8	24	3	1981	11	86	269	3.1	12	4							

PATRIOTS HALL OF FAME BIOS



Bob Dee • DE • Holy Cross


Patriots Seasons (8): 1960-67 • AFL All-Star Games (4)
Patriots Hall of Fame 1993

Dee played for the Patriots from 1960-67, never missing a game during his eight-year career and starting 112 consecutive games ... Scored the first touchdown in AFL history when he dove onto a fumble in the end zone in a preseason contest versus Buffalo on July 30, 1960 ... Voted to four AFL All-Star teams (1961, 1963-65) ... Named to the All-AFL 10 Year Anniversary Team in 1971 ... Recorded 27.5 sacks as a member of the Patriots.

DEE'S PATRIOTS STATISTICS

Year	G	Sacks	Year	G	Sacks	Year	G	Sacks
1960	14	2.5	1963	14	7.0	1966	14	2.5
1961	14	5.5	1964	14	3.5	1967	14	2.5
1962	14	4.0	1965	14	0.0	Totals	112	27.5

HISTORY



Kevin Faulk • RB • Louisiana State

Patriots Seasons (13): 1999-2011
Patriots Hall of Fame 2016

Faulk concluded his 13-year career with the Patriots as one of the most productive players in team history ... He filled various roles after joining the team in 1999 as a second-round pick (46th overall) out of Louisiana State ... He is the Patriots all-time leader in all-purpose yards (12,339) and kickoff return yards (4,088) and is the Patriots all-time leading return specialist, totaling 5,031 combined return yards (4,088 kick return yards and 943 punt return yards) ... He ranks fifth in Patriots history in rushing yards (3,607), seventh in receptions (431), 13th in receiving yards (3,701) and eighth in punt return yards (943) ... For his career, he played in 161 games and accumulated 3,607 yards rushing on 864 attempts for a 4.2-yard average with 16

touchdowns, caught 431 passes for 3,701 receiving yards and 15 touchdowns, returned 180 kicks for 4,088 yards and two touchdowns and returned 101 punts for 943 yards ... Faulk is the Patriots all-time leader in receptions by a running back, totaling 431 in his career and is one of just 34 running backs in NFL history to reach the 400-reception plateau ... In the 2000s decade, he was one of just six players to rush for more than 3,000 yards and gain over 3,000 yards receiving, joining Tiki Barber, Marshall Faulk, Michael Pittman, LaDainian Tomlinson and Brian Westbrook ... Faulk helped the Patriots claim 11 winning seasons, including three Super Bowls titles and five AFC Championships during his 13-year career with New England ... Faulk is a member of the Patriots all-decade and 50th Anniversary teams as a return specialist.

FAULK'S PATRIOTS STATISTICS

Year	RUSHING						RECEIVING					KICK RETURNS					PUNT RETURNS					
	G	Att	Yds	Avg.	Lg	TD	No.	Yds	Avg.	Lg	TD	No.	Yds	Avg.	Lg	TD	No	Fc	Yds	Avg	Lg	TD
1999	11	67	227	3.4	43	1	12	98	8.2	19	1	39	943	24.2	95	0	10	4	90	9.0	20	0
2000	16	164	570	3.5	18	4	51	465	9.1	52t	1	37	806	21.8	40	0	6	3	58	9.7	35	0
2001	15	41	169	4.1	24	1	30	189	6.3	28	2	33	662	20.1	42	0	4	0	27	6.8	10	0
2002	15	52	271	5.2	45t	2	37	379	10.2	36t	3	26	725	27.9	87t	2	8	4	65	8.1	16	0
2003	15	178	638	3.6	23	0	48	440	9.2	27	0	10	207	20.7	30	0	5	6	66	13.2	19	0
2004	11	54	255	4.7	20	2	26	248	9.5	31t	1	4	73	18.3	24	0	20	11	133	6.7	16	0
2005	8	51	145	2.8	13	0	29	260	9.0	23	0	4	81	20.3	26	0	0	0	0	0	0	0
2006	15	25	123	4.9	11t	1	43	356	8.3	43t	2	17	364	21.4	31	0	31	5	330	10.6	43	0
2007	16	62	265	4.3	14	0	47	383	8.1	23	1	2	47	23.5	27	0	0	9	0	0	0	0
2008	15	83	507	6.1	41	3	58	486	8.4	22	3	2	36	18.0	25	0	10	9	132	13.2	24	0
2009	15	62	335	5.4	29	2	37	301	8.1	38t	1	6	144	24.0	32	0	5	2	31	6.2	15	0
2010	2	8	45	5.6	11	0	6	62	10.3	21	0	0	0	0.0	0	0	0	1	0	0.0	0	0
2011	7	17	57	3.4	9	0	7	34	4.9	18	0	0	0	0.0	0	0	2	0	11	5.5	7	0
Totals:	161	864	3607	4.2	45t	16	431	3,701	8.6	52t	15	180	4088	22.7	95	2	101	54	943	9.3	43	0

PATRIOTS HALL OF FAME BIOS



Leon Gray • T • Jackson State

Patriots Seasons (6): 1973-78 • Pro Bowls (2)
Patriots Hall of Fame 2019

Gray was a third-round draft pick in 1973 by the Miami Dolphins as an offensive tackle out of Jackson State ... He was cut by Miami before the start of the season and claimed off waivers by New England ... By the 1976 season, he was viewed as arguably the best left tackle in the game ... He was a key member of an offensive line that allowed a franchise-low 14 sacks in 1977 ... Gray teamed with Patriots and Pro Football Hall of Famer John Hannah to form what is generally considered one of the best guard/tackle tandems in NFL history ... At the end of the 1976 season, Gray was selected to play in the Pro Bowl – the first of two such honors as a Patriot and the first of four trips to the Pro Bowl during his 11-year NFL career ... In 1976, Gray helped power a Patriots rushing game that averaged 210.6 yards per game (which remains a franchise record) and led the Patriots to their first 11-win season in franchise history... In 1978, Gray once again paved the way as the Patriots surpassed their season rushing record with 3,165 yards, an NFL record that stood for 41 seasons ... Gray was named a first-team All-Pro by the Associated Press, Pro Football Weekly and the PFWA ... He was also selected to the Pro Bowl for the second time ... After six seasons with the Patriots, Gray finished his career with Houston (1979-81) and New Orleans (1982-83) ... Sadly, Gray died in November of 2001 at the age of 49.

HISTORY



Steve Grogan • QB • Kansas State

Patriots Seasons (16): 1975-90
Patriots Hall of Fame 1995

Grogan spent 16 seasons with the Patriots from 1975-90, a franchise record until surpassed by Tom Brady, who spent 20 seasons in a Patriots uniform ... Finished his career as the Patriots all-time career passing leader with 26,886 yards ... Held a franchise record until 2007 with 182 career touchdown passes ... Rushed for 2,164 yards (4.9 avg.) ... His 35 rushing touchdowns rank fourth in team history ... Tied for seventh in franchise history with 12 rushing scores in a season (1976) ... Held a Patriots single-game record until 2007 with a 153.9 passer rating, achieved by completing 13-of-18 passes for 315 yards with five touchdowns and no interceptions vs. N.Y. Jets (9/9/79) ... Named to the Patriots 35th Anniversary Team in 1994.

GROGAN'S PATRIOTS STATISTICS

Years	PASSING							RUSHING			Years	PASSING							RUSHING		
	G	Att	Comp	Yds	TD	Int	Rat.	Att	Yds	TD		G	Att	Comp	Yds	TD	Int	Rat.	Att	Yds	TD
1975	13	274	139	1976	11	18	60.4	30	110	3	1983	12	303	168	2411	15	12	81.4	23	108	2
1976	14	302	145	1903	18	20	60.4	60	397	12	1984	3	68	32	444	3	6	46.4	7	12	0
1977	14	305	160	2162	17	21	65.2	61	324	1	1985	7	156	85	1311	7	5	84.1	20	29	2
1978	16	362	181	2824	15	23	63.6	81	539	5	1986	4	102	62	976	9	2	113.8	9	23	1
1979	16	423	206	3286	28	20	77.4	64	368	2	1987	7	161	93	1183	10	9	78.2	20	37	2
1980	12	306	175	2475	18	22	73.1	30	112	1	1988	6	140	67	834	4	13	37.6	6	12	1
1981	8	216	117	1859	7	16	63.0	12	49	2	1989	7	261	133	1,97	9	14	60.8	9	19	0
1982	6	122	66	930	7	4	84.4	9	42	1	1990	4	92	50	615	4	3	76.1	4	-5	0
											Totals	149	3593	1879	26886	182	208	69.6	445	2,176	35

PATRIOTS HALL OF FAME BIOS



Rodney Harrison • S • Western Illinois

Patriots Seasons (6): 2003-08 • Pro Bowls (2)
Patriots Hall of Fame 2019

Harrison played the final six seasons of his 15-year NFL career with the Patriots after spending his first nine seasons with the San Diego Chargers ... He played a key role in helping the Patriots to back-to-back Super Bowl titles in his first two seasons with New England in 2003 and 2004 ... Harrison came up big on the biggest stage, with seven interceptions in nine postseason games with the Patriots, including two in Super Bowl XXXIX ... His seven postseason interceptions are tied for the third-most in NFL postseason history, and his four picks in the 2004 playoffs are tied for the third-most in a single postseason ... Harrison had a knack for coming up with interceptions at crucial times. In the 2004 regular season and playoffs, five of his six interceptions came inside the opponent's 20-yard line with four of those picks coming inside the 4-yard line and two of them coming in the end zone ... His only 2004 interception that did not come inside the 20-yard line was a fourth-quarter interception in Super Bowl XXXIX that ended Philadelphia's last drive to clinch the championship ... In his first two seasons in New England, Harrison was not only the Patriots leading tackler each year, but he also led all NFL defensive backs in tackles both seasons ... He set a career-high with 140 tackles in 2003, followed by a 138-tackle performance in 2004 ... Additionally, he was the leading tackler in the 2003 and 2004 postseasons, while also recording two sacks, six interceptions, seven passes defended and two forced fumbles in the six games leading to New England's back-to-back Super Bowl championships ... He is the all-time leader in sacks by a defensive back with 30½, including nine during his time with the Patriots ... He is the only defensive back in NFL history with 30 sacks and 30 interceptions, with eight of those picks coming during his Patriots career ... Harrison was voted a team captain in each of his six seasons with the Patriots.

HARRISON'S PATRIOTS STATISTICS

Year	G	TT	UT	Sack	Int	Yds	Year	G	TT	UT	Sack	Int	Yds
2003	16	124	92	3.0	3	0	2006	10	49	34	1.0	1	2
2004	16	129	89	3.0	2	12	2007	12	66	52	2.0	1	2
2005	3	13	9	0.0	0	0	2008	6	45	27	0.0	1	0
							Totals	63	426	303	9.0	8	16



Jim Lee Hunt • DT • Prairie View

Patriots Seasons (11): 1960-70 • AFL All-Star Games (4)
Patriots Hall of Fame 1993

Hunt played from 1960-70 as an original member of the Patriots squad ... Played in 146 games during his 11-season Patriots career ... Voted to four AFL All-Star games (1961, 1966-67 and 1969) ... Voted the "best pass rushing tackle" by AFL scouts in 1967 ... Selected as a member of the All-AFL 10 Year Anniversary Team in 1971 ... Named to the Patriots 35th Anniversary Team in 1994 ... Named to the Patriots Team of the Century in 2000.

HUNT'S PATRIOTS STATISTICS

Year	G	Sacks	Year	G	Sacks	Year	G	Sacks	Year	G	Sacks
1960	6	0.0	1963	14	0.0	1966	14	9.0	1969	14	3.5
1961	14	3.0	1964	14	2.5	1967	14	5.0	1970	14	2.5
1962	14	0.0	1965	14	3.0	1968	14	1.5	Totals	146	29.0

PATRIOTS HALL OF FAME BIOS



Matt Light • T • Purdue

Patriots Seasons (11): 2001-11 • Pro Bowls (3)
Patriots Hall of Fame 2018

Light joined Troy Brown (2012), Tedy Bruschi (2013) and Kevin Faulk (2016) as the fourth player to enter The Hall as a career Patriot with three Super Bowl rings ... Light spent his entire 11-year career with the Patriots and played a major role in leading the Patriots to 11 consecutive winning seasons, including nine division championships, five conference titles and three Super Bowl titles ... Light was drafted in the second round (48th overall) of the 2001 NFL Draft out of Purdue and anchored the offensive line at left tackle while protecting Tom Brady's blind side for more than a decade ... He joined Brady (10), Cornelius Bennett, John Elway and Charles Haley as the only other players to start in at least five Super Bowls (Patrick Chung, Devin McCourty and Rob Gronkowski have since also joined that group) ... In 2009, Light was recognized as one of the best players in franchise history when he was named to the Patriots 50th Anniversary Team ... He is also a member of the 2000s All-Decade Team... Light earned Pro Bowl honors following the 2006, 2007 and 2010 seasons ... He helped the Patriots offense finish ranked among the top 10 seven times.



Willie McGinest • DE/LB • Southern California


Patriots Seasons (12): 1994-2005 • Pro Bowls (2)
Patriots Hall of Fame 2015

McGinest was the Patriots first-round draft pick in 1994 out of Southern California and was the first draft pick selected under the ownership of Robert Kraft ... Played 12 of his 15 NFL seasons with the Patriots and was one of the cornerstones of the team's success in winning the Super Bowl in the 2001, 2003 and 2004 seasons ... Ranks third in team history with 78 sacks and led the team in sacks six times, including a career high 11 in 1995 ... Owns the NFL record with 16 career postseason sacks and set the NFL mark for most sacks in a postseason game with 4½ in a 2005 Wild Card win vs. Jacksonville ... One of his most memorable plays came in a 2003 regular season game when he stuffed Indianapolis running back Edgerrin James on the goal line with 11 seconds remaining to preserve a 38-34 win over the Colts ... Was a versatile player, who played defensive end and linebacker and earned Pro Bowl honors in 1996 and 2003 ... The Patriots posted a winning record in nine of his 12 seasons, won the division six times, the AFC four times and the Super Bowl three times.

MCGINEST'S PATRIOTS STATISTICS

Year	G	Sacks	Year	G	Sacks	Year	G	Sacks	
1994	16	4.5	1998	9	3.5	2002	16	5.5	
1995	16	11.0	1999	16	9.0	2003	14	5.5	
1996	16	9.5	2000	14	6.0	2004	16	9.5	
1997	11	2.0	2001	11	6.0	2005	16	6.0	
							Totals	171	78.0

PATRIOTS HALL OF FAME BIOS



Stanley Morgan • WR • Tennessee

Patriots Seasons (13): 1977-89 • Pro Bowls (4)

Patriots Hall of Fame 2007

Morgan played for the Patriots for 13 seasons from 1977-89 ... Entering the 2024 NFL season, his career average of 19.2 yards per catch is the best in NFL history among players with 500 or more career receptions ... Of the 34 wide receivers in the Pro Football Hall of Fame, only two have a higher yards-per-catch average (Paul Warfield, 20.8 and Bob Hayes, 20.0) ... Entering the 2024 season, he is second all-time in Patriots career touchdowns (68 total - 67 receiving, 1 punt ret.), the all-time leader in receiving yards (10,352) and in 100-yard receiving games (38) ... His total of 534 receptions with the Patriots stood as a franchise record from 1984 to 2006 ... His 1,491 receiving yards in 1986 and his 12 receiving touchdowns in 1979 were franchise

records until 2007 ... Was honored in an enshrinement ceremony at the Patriots Kickoff Gala at Gillette Stadium on Aug. 27, 2007 ... Named to the Patriots All-Time Team in 2009.

MORGAN'S PATRIOTS STATISTICS

Year	G	Rec	Yds	Avg	Lg	TD	Year	G	Rec	Yds	Avg	Lg	TD	Year	G	Rec	Yds	Avg	Lg	TD
1977	14	21	443	21.1	64t	3	1982	9	28	584	10.9	75t	3	1987	9	40	672	16.8	45	3
1978	16	34	820	24.1	75t	5	1983	16	58	863	14.9	50t	2	1988	16	31	502	16.2	32	4
1979	16	44	1002	22.8	63t	12	1984	13	38	709	18.7	76t	5	1989	10	28	486	17.4	55t	3
1980	16	45	991	22.0	71	6	1985	15	39	760	19.5	50t	5	Totals	179	534	10352	19.4	76t	67
1981	13	44	1029	23.4	76t	6	1986	16	84	1491	17.8	44t	10							

HISTORY



Jon Morris • C • Holy Cross

Patriots Seasons (11): 1964-74 • AFL All-Star Games (6) • Pro Bowls (4)

Patriots Hall of Fame 2011

Morris played 11 seasons for the Patriots, appearing in 130 games from 1964-74 ... Earned seven consecutive All-Star appearances with six AFL All-Star games (1964-69) and one Pro Bowl selection (1970) ... Seven league All-Star selections are fourth with in Patriots history behind Pro Football Hall of Famer John Hannah (9), Matthew Slater (10) and Tom Brady (14) ... First Patriots player to be selected to the NFL Pro Bowl ... Anchored an offensive line that opened holes for Jim Nance to amass a team-record 45 touchdowns from 1965-71 ... Named to the Patriots 50th Anniversary Team in 2009 as the center ... Member of the 1960s All-Decade Team.

PATRIOTS HALL OF FAME BIOS



Jim Nance • FB • Syracuse

Patriots Seasons (7): 1965-71 • 1966 AFL MVP • AFL All-Star Games (6)
Patriots Hall of Fame 2009

Nance played for the Patriots for seven seasons from 1965-71 ... Named the 1966 AFL Most Valuable Player ... Holds the Patriots career record with 45 rushing touchdowns, and his 5,323 career rushing yards rank second on the team's all-time list entering 2024 ... His 1,458 rushing yards in 1966 are the third-highest single-season total in team history and stood as the team record for 29 years (1966-95) ... He became the first player in Patriots history to average over 100 yards rushing per game in a single season (104.1 in 1966) ... His 1,458 rushing yards in 1966 were the most in the 10-year history of the AFL and his 1,216 rushing yards in 1967 were the second most in AFL history ... Also played one season for the New York Jets (1973) and two seasons in

the World Football League (1974-75) ... In 2009 became the first running back elected to the Patriots Hall of Fame ... Named to the Patriots All-Time Team in 2009.

NANCE'S PATRIOTS STATISTICS

Year	G	Rush	Yds	Avg	Lg	TD	Year	G	Rush	Yds	Avg	Lg	TD	Year	G	Rush	Yds	Avg	Lg	TD
1965	14	111	321	2.9	20	5	1968	12	177	593	3.4	30	4	1971	14	129	463	3.6	50	5
1966	14	299	1458	4.9	65	11	1969	14	193	750	3.9	43	6	Totals	94	1323	5323	4.0	65	45
1967	14	269	1216	4.5	53	7	1970	13	145	522	3.6	21	7							

HISTORY



Steve Nelson • LB • North Dakota State

Patriots Seasons (14): 1974-87 • Pro Bowls (3)
Patriots Hall of Fame 1993

Nelson spent his entire 14-season career with the Patriots, from 1974-87 ... Played in 174 games as a Patriot ... Voted to three NFL Pro Bowls (1981, 1985-86) ... Led the team in tackles in eight of his 14 seasons ... Recorded over 100 tackles nine times in his career and finished with 1,776 total tackles (10.2 avg. per game) ... Posted a career-high 207 stops in 1984, ranking second in franchise history ... Named to the Patriots 35th Anniversary Team in 1994 ... Named to the Patriots Team of the Century in 2000 ... Named to the Patriots All-Time Team in 2009.

NELSON'S PATRIOTS STATISTICS

Years	G	TT	UT	Sack	Int	Yds	Years	G	TT	UT	Sack	Int	Yds	Years	G	TT	UT	Sack	Int	Yds
1974	11	79	58	0	0	0	1979	15	135	85	2	1	18	1984	16	207	71	3.5	1	0
1975	14	157	118	2	2	8	1980	16	186	116	0	3	37	1985	15	149	74	2	0	0
1976	10	91	57	1	2	32	1981	12	126	62	0	0	0	1986	10	70	36	1	2	21
1977	13	134	90	4.5	0	0	1982	9	130	45	0	0	0	1987	11	99	35	0	0	0
1978	14	115	75	1	5	104	1983	8	98	30	1	1	6	Totals	174	1776	952	18	17	226

PATRIOTS HALL OF FAME BIOS



Vito "Babe" Parilli • QB • Kentucky

Patriots Seasons (7): 1961-67 • AFL All-Star Games (3)
Patriots Hall of Fame 1993

Parilli played in 94 games for the Patriots from 1961-67 ... Threw for over 20,000 yards during his NFL career ... Voted to three AFL All-Star teams (1963-64 and 1966) and earned the AFL's Comeback Player of the Year Award in 1966 ... Named to the All-AFL 10 Year Anniversary Team in 1971 ... His 31 touchdown passes in 1964 were a team record until 2007 ... Enters the 2024 season ranked fourth on the Patriots all-time career passing list with 16,747 yards and fourth with 132 touchdowns on 2,413 attempts ... Ranks fourth on the Patriots career completion list with 1,140 ... Passed away July 15, 2017.

PARILLI'S PATRIOTS STATISTICS

Years	G	Att	Comp	Yds	TD	Int	Rat.	Years	G	Att	Comp	Yds	TD	Int	Rat.
1961	14	198	104	1314	13	9	76.5	1965	14	426	173	2597	18	26	50.0
1962	10	253	140	1988	18	8	91.5	1966	14	382	181	2721	20	20	66.9
1963	14	337	153	2345	13	24	52.1	1967	14	344	161	2317	19	24	58.5
1964	14	473	228	3465	31	27	70.8	Totals	94	2413	1140	16747	132	138	64.8



Mike Vrabel • LB • Ohio State

Patriots Seasons (8): 2001-08 • Pro Bowls (1)
Patriots Hall of Fame 2023


Vrabel is a three-time Super Bowl Champion and is recognized as one of the most versatile linebackers and best free agent signings in team history ... He joined the team before the 2001 season, following a four-year career with the Pittsburgh Steelers, where he was used primarily on special teams and as a reserve linebacker ... During his eight-year tenure in New England, Vrabel played a major role in the Patriots dynastic run that included three Super Bowl championships in four years (2001, 2003 and 2004) ... He exemplified positional versatility during his Patriots tenure by starting at both inside and outside linebacker, regularly lining up on offense in

short-yardage and goal-line situations, and continually making valuable contributions on various special teams units ... As a Patriot, he caught eight regular season passes and two more in the playoffs ... All 10 of his receptions were for touchdowns, including touchdown receptions in back-to-back Super Bowl wins over the Carolina Panthers in Super Bowl XXXVIII and Philadelphia Eagles in Super Bowl XXXIX ... He earned Pro Bowl and first-team Associated Press All-Pro honors following the 2007 season, the year the Patriots became the first team in NFL history to win 18 consecutive games in one season ... During his Patriots career, Vrabel helped propel the Patriots to multiple NFL and franchise-record win streaks, including 21 consecutive wins (2003-04), 21 consecutive regular season wins (2006-08), 21 consecutive wins at home (2002-05) and 10 straight playoff victories (2001-05) ... During the 2006 season, he played a major role when the defense set a then-franchise record by allowing just 14.8 points per game.

VRABEL'S PATRIOTS STATISTICS

Year	G	TT	UT	A	S	Yds	No	Yds	Avg	Lg	TD	PD	FF	FR	Yds	TD	SpT
2001	16	60	37	23	3.0	14.0	2	27	13.5	15	0	9	0	0	0	0	3
2002	16	75	51	24	4.5	29.5	1	0	0.0	0	0	5	0	2	0	0	8
2003	13	68	47	21	9.5	55.5	2	18	9.0	14	0	4	4	1	0	0	1
2004	16	76	59	17	5.5	48.5	0	0	0.0	0	0	3	0	0	0	0	5
2005	16	114	80	34	4.5	27.0	2	23	11.5	24t	1	5	1	0	0	0	6
2006	16	101	59	42	4.5	32.5	3	0	0.0	0	0	4	3	1	0	0	0
2007	16	77	53	24	12.5	70.5	0	0	0.0	0	0	0	5	0	0	0	0
2008	16	62	40	22	4.0	23.0	1	5	5.0	5	0	4	1	1	0	0	0
Totals-	125	633	426	207	48.0	300.5	11	73	6.6	24t	1	34	14	5	0	0	23

PATRIOTS HALL OF FAME BIOS



Vince Wilfork • DL • Miami (Fla.)

Patriots Seasons (11): 2004-14 • Pro Bowls (5)
Patriots Hall of Fame 2022

Wilfork is recognized as one of the best defensive linemen in franchise history ... He played 11 of his 13 seasons with the Patriots and helped bring two Super Bowl Championships to New England with victories in Super Bowl XXXIX and Super Bowl XLIX ... Wilfork was originally drafted by the Patriots in the first round (21st overall) of the 2004 NFL Draft ... The Miami (Fla.) product spent the first 11 seasons of his NFL career with the Patriots before playing his final two seasons with the Houston Texans ... While with the Patriots, Wilfork played in 158 games with 148 starts, and the Patriots owned a 123-35 (.778) record in the regular season ... The Patriots played in 21 playoff games, six AFC Championship Games and four Super Bowls with Wilfork anchoring the defense ... He served as a defensive co-captain for seven consecutive seasons (2008-14) and earned five Pro Bowl selections (2007, 2009-12) ... He also earned first-team Associated Press All-Pro Honors in 2012 and second-team Associated Press All-Pro honors in 2007, 2010 and 2011 ... During his time in New England, he helped the Patriots defense finish in the top 10 in points allowed eight times.

WILFORK'S PATRIOTS STATISTICS

Year	G	TT	UT	Sack	FF	FR	Year	G	TT	UT	Sack	FF	FR
2004	16	57	35	2.0	0	2	2010	16	87	50	2.0	0	1
2005	16	91	42	0.5	0	1	2011	16	74	45	3.5	1	2
2006	13	81	46	1.0	0	1	2012	16	59	41	3.0	2	4
2007	16	70	42	2.0	0	1	2013	4	10	6	0.0	0	0
2008	16	85	53	2.0	0	0	2014	16	47	27	0.0	0	0
2009	13	65	39	0.0	1	0	Totals	158	726	426	16.0	4	12

HISTORY

PATRIOTS HALL OF FAME BIOS



CONTRIBUTORS


Gil Santos • Radio Broadcaster

Patriots Hall of Fame 2013

During a pregame ceremony to honor Gil Santos and Gino Cappelletti prior to the 2012 regular season finale, Patriots Chairman and CEO Robert Kraft announced that Santos, the legendary Voice of the New England Patriots, would be a 2013 inductee into the Patriots Hall of Fame ... Santos, who valiantly overcame life-threatening health complications early in 2012 to return to the broadcast booth, announced his intention to retire after the 2012 season ... For 36 seasons, spanning five decades, he earned the moniker "Voice of the New England Patriots." ... In 36 seasons, he missed just one game, a preseason game in 1971 ... Santos called the action for 745 career Patriots games ... Santos began calling games for the Boston Patriots at Fenway Park

in 1966 ... For the first five seasons, he provided color analysis alongside veteran play-by-play man Bob Starr ... When the team moved to Foxborough in 1971, Santos moved into his role as play-by-play voice of the Patriots (1971-79) ... WBZ lost the Patriots radio rights in the 1980s, but got them back in 1991 and returned Santos to his natural position as Voice of the New England Patriots, a position he held for 22 seasons.

PATRIOTS HALL OF FAME BIOS



Dante Scarnecchia • Assistant Coach

Patriots Hall of Fame 2023

Dante Scarnecchia was announced as a Hall of Fame contributor by Patriots Chairman and CEO Robert Kraft at the annual Hall of Fame nomination committee meeting on April 6, 2023 ... Scarnecchia spent 36 years in the NFL, including 34 seasons with the Patriots (1982-88, 1991-2013, 2016-19) ... He joined the Patriots in 1982, leaving in 1989 to coach the Indianapolis Colts, before returning to the Patriots two years later ... He remained with the team until retiring following the 2013 season ... He was rehired as the offensive line coach in 2016 before retiring for the second time after the 2019 season ... Scarnecchia was the longest tenured NFL coach when he retired for the second time following the 2019 season ... Scarnecchia was on the Patriots coaching staff for 22 of the franchise's 28 playoff seasons and coached in

48 of the 59 playoff games in team history, including 10 Super Bowls and five Super Bowl titles ... Scarnecchia coached the offensive line for 19 seasons for the Patriots, a position he coached for 32 of his 48 seasons in the coaching profession ... When Bill Belichick was named the Patriots head coach in 2000, he made Scarnecchia his assistant head coach/offensive line coach, positions he held for 14 seasons before retiring after the 2013 season and then served as offensive line coach upon his return in 2016 through the 2019 season.

HISTORY



Tracy Sormanti • Cheerleader Director

Patriots Hall of Fame 2021

Tracy Sormanti, the team's longtime cheerleading director, passed away on Friday, Dec. 4, 2020 after a three-year battle with multiple myeloma ... Sormanti, just 58 years old, was in her 32nd season of service with the Patriots organization ... Patriots Chairman and CEO Robert Kraft announced her induction in the summer of 2021 ... Kraft said, "Tracy Sormanti was one of my first hires after I bought the team, and after nearly three decades, I can confidently say that there was no one more dedicated to her job or caring and compassionate about those she coached. Like all great coaches, she was meticulous in her preparation and brought the best out of her squads." ... Sormanti, a Rhode Island native, first joined the organization in 1983 as a Patriots

cheerleader ... She was a member of the Patriots cheerleading squad from 1983-84 and again from 1991-93, concluding her cheerleading career by representing the Patriots at the 1993 Pro Bowl. Shortly after Kraft bought the team in 1994, he named Sormanti the cheerleading director ... Over 27 seasons, Sormanti's squads performed at 10 Super Bowls, visited more than 30 countries and two dozen foreign operating bases on military tours, and made thousands of community appearances.



William H. "Billy" Sullivan Jr. • Founder

Patriots Hall of Fame 2009

On the occasion of the Patriots 50th anniversary season in 2009, one of Robert Kraft's first announcements was the induction of the team's founder, William H. "Billy" Sullivan, Jr., into the team's Hall of Fame. Sullivan became the first non-player to be inducted into The Hall. On Nov. 16, 1959, William H. Sullivan, Jr. was awarded the eighth and final charter franchise of the American Football League ... Sullivan, with nine other investors, sold non-voting public stock in the franchise to raise capital to help post the franchise fee of \$25,000 ... In 1975, Sullivan purchased additional stock to become majority owner, and in 1976, he purchased all the remaining non-voting stock in the team ... In 1983, Schaefer Stadium was renamed Sullivan

Stadium to honor Sullivan's contributions to the franchise ... Sullivan owned the Patriots through 1988, when he sold the franchise to Victor Kiam.

PATRIOTS ALL-DECADE TEAMS

In 2009, on the occasion of the Patriots 50th Anniversary Season, the Patriots Hall of Fame Selection Committee selected all-decade teams to represent the greatest players from each decade in team history. The 1960s All-Decade Team was previously chosen in 1971 as the Patriots 10th Anniversary Team. The 2000s All-Decade Team was chosen in 2010. The 2010s All-Decade Team was chosen in the spring of 2020.

2010s ALL-DECADE TEAM

OFFENSE		DEFENSE		SPECIAL TEAMS	
OT	Nate Solder 2011-17	DE	Chandler Jones 2012-15	K	Stephen Gostkowski 2006-19
OT	Sebastian Vollmer 2009-16	DE	Trey Flowers 2015-18	P	Ryan Allen 2013-18
G	Logan Mankins 2005-13	DT	Vince Wilfork 2004-14	Ret	Julian Edelman 2009-20
G	Joe Thuney 2016-20	DT	Lawrence Guy 2017-present	SpT	Matthew Slater 2008-present
C	David Andrews 2015-present	OLB	Rob Ninkovich 2009-16	Head Coach	
TE	Rob Gronkowski 2010-18	OLB	Kyle Van Noy 2016-19	Bill Belichick	2000-present
WR	Julian Edelman 2009-20	ILB	Dont'a Hightower 2012-21		
WR	Wes Welker 2007-12	ILB	Jerod Mayo 2008-15		
QB	Tom Brady 2000-19	CB	Stephon Gilmore 2017-20		
RB	James White 2014-21	CB	Malcolm Butler 2014-17		
FB	James Develin 2012-19	S	Devin McCourty 2010-22		
FLEX	Danny Amendola 2013-17	S	Patrick Chung 2009-12; 2014-19		

2000s ALL-DECADE TEAM

OFFENSE		DEFENSE		SPECIAL TEAMS	
OT	Nick Kaczur 2005-09	DE	Richard Seymour 2001-08	K	Adam Vinatieri 1996-05
OT	Matt Light 2001-11	DE	Ty Warren 2003-09	P	Josh Miller 2004-06
G	Joe Andruzzi 2000-04	NT	Vince Wilfork 2004-14	Ret	Kevin Faulk 1999-11
G	Logan Mankins 2005-13	OLB	Willie McGinest 1994-05	SpT	Larry Izzo 2001-08
C	Dan Koppen 2003-11	OLB	Mike Vrabel 2001-08	Head Coach	
TE	Daniel Graham 2002-06	ILB	Tedy Bruschi 1996-08	Bill Belichick	2000-present
WR	Troy Brown 1993-07	ILB	Roman Phifer 2001-04		
WR	Randy Moss 2007-10	CB	Ty Law 1995-04		
WR	Wes Welker 2007-12	CB	Asante Samuel 2003-07		
QB	Tom Brady 2000-19	S	Rodney Harrison 2003-08		
RB	Corey Dillon 2004-06	S	Lawyer Milloy 1996-02		

1990s ALL-DECADE TEAM

OFFENSE		DEFENSE		SPECIAL TEAMS	
OT	Bruce Armstrong 1987-00	DE	Willie McGinest 1994-05	K	Adam Vinatieri 1996-05
OT	Pat Harlow 1991-95	DE	Brent Williams 1986-93	P	Tom Tupa 1996-98
G	Todd Rucci 1993-99	NT	Tim Goad 1988-94	Ret	Dave Meggett 1995-97
G	Max Lane 1994-00	OLB	Andre Tippett 1982-93	SpT	Larry Whigham 1994-00
C	Dave Wohlabaugh 1995-98	OLB	Chris Slade 1993-00	Head Coach	
TE	Ben Coates 1991-99	ILB	Vincent Brown 1988-95	Bill Parcells	1993-96
WR	Terry Glenn 1996-01	ILB	Ted Johnson 1995-04		
WR	Shawn Jefferson 1996-99	CB	Maurice Hurst 1989-95		
QB	Drew Bledsoe 1993-01	CB	Ty Law 1995-04		
RB	Curtis Martin 1995-97	S	Willie Clay 1996-98		
RB	Leonard Russell 1991-93	S	Lawyer Milloy 1996-02		

PATRIOTS ALL-DECADE TEAMS

1980s ALL-DECADE TEAM

OFFENSE			DEFENSE			SPECIAL TEAMS		
OT	Bruce Armstrong	1987-00	DE	Julius Adams	1971-77, 79-85, 87	K	Tony Franklin	1984-87
OT	Brian Holloway	1981-86	DE	Garin Veris	1985-91	P	Rich Camarillo	1981-87
G	John Hannah	1973-85	NT	Richard Bishop	1976-81	Ret	Irving Fryar	1984-92
G	Ron Wooten	1982-88	OLB	Andre Tippett	1982-93	SpT	Mosi Tatupu	1978-90
C	Pete Brock	1976-87	OLB	Don Blackmon	1981-87	Head Coach		
TE	Lin Dawson	1981-90	ILB	Steve Nelson	1974-87		Raymond Berry	1984-89
WR	Irving Fryar	1984-92	ILB	Johnny Rembert	1983-92			
WR	Stanley Morgan	1977-89	CB	Raymond Clayborn	1977-89			
QB	Steve Grogan	1975-90	CB	Ronnie Lippett	1983-91			
RB	Tony Collins	1981-87	S	Roland James	1980-90			
RB	Craig James	1984-88	S	Fred Marion	1982-91			

1970s ALL-DECADE TEAM

OFFENSE			DEFENSE			SPECIAL TEAMS		
OT	Leon Gray	1973-78	DE	Julius Adams	1971-87	K	John Smith	1974-83
OT	Tom Neville	1965-77	DE	Tony McGee	1974-81	P	Mike Patrick	1975-78
G	John Hannah	1974-85	NT	Ray Hamilton	1973-81	Ret	Mack Herron	1973-75
G	Sam Adams	1972-80	OLB	Steve Zabel	1975-78	SpT	Mosi Tatupu	1978-90
C	Bill Lenkaitis	1971-81	OLB	Steve King	1973-81	Head Coach		
TE	Russ Francis	1975-80, 87-88	ILB	Steve Nelson	1974-87		Chuck Fairbanks	1973-78
WR	Stanley Morgan	1977-89	ILB	Sam Hunt	1974-79			
WR	Randy Vataha	1971-76	CB	Raymond Clayborn	1977-89			
QB	Steve Grogan	1975-90	CB	Mike Haynes	1976-82			
RB	Sam Cunningham	1973-79, 81-82	S	Tim Fox	1976-81			
RB	Andy Johnson	1974-81	S	Prentice McCray	1974-80			

1960s ALL-DECADE TEAM

OFFENSE			DEFENSE			SPECIAL TEAMS		
OT	Charlie Long	1961-69	DE	Bob Dee	1960-67	K	Gino Cappelletti	1960-70
OT	Tom Neville	1965-77	DE	Larry Eisenhauer	1961-69	P	Tom Yewcic	1961-67
G	Billy Neighbors	1962-65	DT	Houston Antwine	1961-71	Ret	Larry Garron	1960-68
G	Lennie St. Jean	1964-73	DT	Jim Lee Hunt	1960-71	SpT	Don Webb	1962-71
C	Jon Morris	1964-74	OLB	Tom Addison	1960-67	Head Coach		
TE	Jim Whalen	1965-69	OLB	Ed Philpott	1966-71		Mike Holovak	1961-68
WR	Jim Colclough	1960-68	MLB	Nick Buoniconti	1962-68			
WR	Art Graham	1963-69	CB	Chuck Shonta	1960-67			
QB	Vito "Babe" Parilli	1961-67	CB	Daryl Johnson	1968-71			
RB	Larry Garron	1960-68	S	Don Webb	1962-71			
RB	Jim Nance	1965-71	S	Ron Hall	1961-67			

PATRIOTS 50TH ANNIVERSARY TEAM



In recognition of the 50th anniversary season in 2009, the Patriots Hall of Fame nominating committee selected an All-Time Team recognizing the greatest players at each position to play for the Patriots over 50 years.

HEAD COACH: Bill Belichick

HONORARY OFFENSIVE CAPTAIN: Gino Cappelletti **HONORARY DEFENSIVE CAPTAIN:** Tedy Bruschi

ALL-TIME OFFENSE

Bruce Armstrong	Tackle
Matt Light	Tackle
John Hannah	Guard
Logan Mankins	Guard
Jon Morris	Center
Ben Coates	Tight End
Stanley Morgan	Wide Receiver
Troy Brown	Wide Receiver
Irving Fryar	Wide Receiver
Tom Brady	Quarterback
Jim Nance	Running Back
Sam Cunningham	Running Back

ALL-TIME SPECIALISTS

Adam Vinatieri	Place Kicker
Kevin Faulk	Returner

ALL-TIME DEFENSE

Julius Adams	Defensive End
Richard Seymour	Defensive End
Houston Antwine	Defensive Tackle
Vince Wilfork	Defensive Tackle
Andre Tippett	Outside Linebacker
Mike Vrabel	Outside Linebacker
Steve Nelson	Inside Linebacker
Nick Buoniconti	Inside Linebacker
Mike Haynes	Cornerback
Ty Law	Cornerback
Fred Marion	Safety
Rodney Harrison	Safety

Rich Camarillo	Punter
Mosi Tatupu	Special Teams

HISTORY



The Patriots 50th Anniversary Team was recognized during halftime of the Patriots 2009 home-opener against the Buffalo Bills on September 14.



PATRIOTS ALL-DYNASTY TEAM



The Patriots All-Dynasty Team was selected by a combination of fan voting and a panel of experts knowledgeable about the Patriots over the last two decades. Every member of the Patriots All-Dynasty Team played in a Super Bowl and all but four of the 42 team members won at least one Super Bowl title. Thirty-five won more than one and 39 played in multiple Super Bowls.

HEAD COACH: Bill Belichick

ALL-DYNASTY OFFENSE

Matt Light	Tackle
Nate Solder	Tackle
Sebastian Vollmer	Tackle
Joe Andruzzi	Guard
Logan Mankins	Guard
Joe Thuney	Guard
Dan Koppen	Center
Rob Gronkowski	Tight End
Daniel Graham	Tight End
Troy Brown	Wide Receiver
Julian Edelman	Wide Receiver
Randy Moss	Wide Receiver
Wes Welker	Wide Receiver
Tom Brady	Quarterback
Corey Dillon	Running Back
Kevin Faulk	Running Back
James White	Running Back
James Develin	Fullback

ALL-TIME DEFENSE

Richard Seymour	Defensive Line
Ty Warren	Defensive Line
Vince Wilfork	Defensive Line
Willie McGinest	Outside Linebacker
Rob Ninkovich	Outside Linebacker
Mike Vrabel	Outside Linebacker
Tedy Bruschi	Inside Linebacker
Dont'a Hightower	Inside Linebacker
Roman Phifer	Inside Linebacker
Stephon Gilmore	Cornerback
Ty Law	Cornerback
Asante Samuel	Cornerback
Patrick Chung	Safety
Rodney Harrison	Safety
Devin McCourty	Safety

ALL-TIME SPECIALISTS

Adam Vinatieri	Place Kicker	Ryan Allen	Punter
Ellis Hobbs	Kickoff Returner	Bethel Johnson	Kickoff Returner
Julian Edelman	Punt Returner		
Larry Izzo	Special Teamer	Matthew Slater	Special Teamer
Joe Cardona	Long Snapper	Lonie Paxton	Long Snapper

HONORABLE MENTION SELECTIONS

WR Danny Amendola, C David Andrews, RB LeGarrette Blount, K Stephen Gostkowski, G Shaq Mason, ILB Jerod Mayo, S Lawyer Milloy, G Stephen Neal.

PATRIOTS IN THE PRO BOWL

Includes AFL All-Star Games (1960-1970), AFC-NFC Pro Bowls (1971-2012, 2016-19, 21-22) and NFL Pro Bowl (2013-15). No game played in 2020.

1960 (4)

No game played
 LB Tom Addison (1)
 DB Ross O'Hanley (1)
 DE Bob Dee (1)
 G Charlie Leo (1)

1961 (7)

LB Tom Addison (2)
 DB Fred Bruney (1)
 WR Gino Cappelletti (1)
 DE Bob Dee (2)
 HB Larry Garron (1)
 DT Jim Hunt (1)
 G Charlie Leo (2)

1962 (6)

LB Tom Addison (3)
 DB Fred Bruney (2)
 DE Larry Eisenhauer (1)
 WR Jim Colclough (1)
 DB Dick Felt (1)
 T Charlie Long (1)

1963 (11)

LB Tom Addison (4)
 DT Houston Antwine (1)
 LB Nick Buoniconti (1)
 WR Gino Cappelletti (2)
 DE Bob Dee (3)
 DE Larry Eisenhauer (2)
 FB Larry Garron (2)
 DB Ron Hall (1)
 G Charlie Long (2)
 G Billy Neighbors (1)
 QB Babe Parilli (1)

1964 (9)

LB Tom Addison (5)
 DT Houston Antwine (2)
 LB Nick Buoniconti (2)
 WR/K Gino Cappelletti (3)
 DE Bob Dee (3)
 DE Larry Eisenhauer (3)
 RB Larry Garron (3)
 C Jon Morris (1)
 QB Babe Parilli (2)

1965 (4)

DT Houston Antwine (3)
 LB Nick Buoniconti (3)
 DE Bob Dee (4)
 C Jon Morris (2)

1966 (11)

DT Houston Antwine (4)
 LB Nick Buoniconti (4)
 WR/K Gino Cappelletti (4)
 DE Larry Eisenhauer (4)
 DT Jim Lee Hunt (2)
 C Jon Morris (3)
 FB Jim Nance (1)
 T Tom Neville (1)
 QB Babe Parilli (3)
 DB Chuck Shonta (1)
 G Len St. Jean (1)

1967 (7)

DT Houston Antwine (5)
 LB Nick Buoniconti (5)
 RB Larry Garron (4)
 DT Jim Lee Hunt (3)
 C Jon Morris (4)
 FB Jim Nance (2)
 T Don Oakes (1)

1968 (5)

DT Houston Antwine (6)
 WR/K Gino Cappelletti (5)
 CB Leroy Mitchell (1)
 C Jon Morris (5)
 T Tom Neville (2)

1969 (6)

RB Carl Garrett (1)
 DT Jim Lee Hunt (4)
 C Jon Morris (6)
 WR Ron Sellers (1)
 QB Mike Taliaferro (1)
 S Don Webb (1)

1970 (1)

C Jon Morris (7)

1971-75 (0)

None

1976 (4)

TE Russ Francis (1)
 T Leon Gray (1)
 G John Hannah (1)
 CB Mike Haynes (1)

1977 (2)

TE Russ Francis (2)
 CB Mike Haynes (2)

1978 (5)

FB Sam Cunningham (1)
 TE Russ Francis (3)
 T Leon Gray (2)
 G John Hannah (2)
 CB Mike Haynes (3)

1979 (3)

G John Hannah (3)
 CB Mike Haynes (4)
 WR Stanley Morgan (1)

1980 (7)

DE Julius Adams (1)
 FS Tim Fox (1)
 G John Hannah (4)
 CB Mike Haynes (5)
 WR Stanley Morgan (2)
 LB Steve Nelson (1)
 PK John Smith (1)

1981 (1)

G John Hannah (5)

1982 (2)

G John Hannah (6)
 CB Mike Haynes (6)

1983 (5)

P Rich Camarillo (1)
 CB Ray Clayborn (1)
 RB Tony Collins (1)
 G John Hannah (7)
 T Brian Holloway (1)

1984 (4)

G John Hannah (8)
 T Brian Holloway (2)
 LB Steve Nelson (2)
 LB Andre Tippett (1)

PATRIOTS IN THE PRO BOWL

1985 (8)

CB Ray Clayborn (2)
RT Irving Fryar (1)
G John Hannah (9)
T Brian Holloway (3)
RB Craig James (1)
FS Fred Marion (1)
LB Steve Nelson (3)
LB Andre Tippett (2)

1986 (5)

CB Ray Clayborn (3)
K Tony Franklin (1)
WR Stanley Morgan (3)
SpT Mosi Tatupu (1)
LB Andre Tippett (3)

1987 (2)

WR Stanley Morgan (4)
LB Andre Tippett (4)

1988 (3)

RB John Stephens (1)
LB Andre Tippett (5)
LB Johnny Rember (1)

1989 (1)

LB Johnny Rember (2)

1990 (1)

T Bruce Armstrong (1)

1991 (2)

T Bruce Armstrong (2)
TE Marv Cook (1)

1992 (1)

TE Marv Cook (2)

1993 (0)

None

1994 (3)

T Bruce Armstrong (3)
QB Drew Bledsoe (1)
TE Ben Coates (1)

1995 (3)

T Bruce Armstrong (4)
TE Ben Coates (2)
RB Curtis Martin (1)

1996 (6)

T Bruce Armstrong (5)
QB Drew Bledsoe (2)
TE Ben Coates (3)
RB Curtis Martin (2)
DE Willie McGinest (1)
KR David Meggett (1)

1997 (5)

T Bruce Armstrong (6)
QB Drew Bledsoe (3)
TE Ben Coates (4)
LB Chris Slade (1)
SpT Larry Whigham (1)

1998 (3)

TE Ben Coates (5)
CB Ty Law (1)
S Lawyer Milloy (1)

1999 (2)

WR Terry Glenn (1)
S Lawyer Milloy (2)

2000 (0)

None

2001 (4)

QB Tom Brady (1)
WR Troy Brown (1)
CB Ty Law (2)
S Lawyer Milloy (3)

2002 (6)

SpT Larry Izzo (2)
S Lawyer Milloy (4)
CB Ty Law (3)
DT Richard Seymour (1)
K Adam Vinatieri (1)
C Damien Woody (1)

2003 (3)

CB Ty Law (4)
LB Willie McGinest (2)
DT Richard Seymour (2)

2004 (5)

QB Tom Brady (2)
LB Tedy Bruschi (1)
SpT Larry Izzo (3)
DT Richard Seymour (3)
K Adam Vinatieri (2)

2005 (2)

QB Tom Brady (3)
DT Richard Seymour (4)

2006 (2)

T Matt Light (1)
DT Richard Seymour (5)

2007 (8)

QB Tom Brady (4)
C Dan Koppen (1)
T Matt Light (2)
G Logan Mankins (1)
WR Randy Moss (6)
CB Asante Samuel (1)
LB Mike Vrabel (1)
NT Vince Wilfork (1)

2008 (2)

K Stephen Gostkowski (1)
WR Wes Welker (1)

2009 (5)

QB Tom Brady (5)
G Logan Mankins (2)
S Brandon Meriweather (1)
WR Wes Welker (2)
NT Vince Wilfork (2)

2010 (8)

QB Tom Brady (6)
LT Matt Light (3)
G Logan Mankins (3)
LB Jerod Mayo (1)
CB Devin McCourty (1)
S Brandon Meriweather (2)
WR Wes Welker (3)
NT Vince Wilfork (3)

PATRIOTS IN THE PRO BOWL

2011 (8)

QB Tom Brady (7)
 DE Andre Carter (1)
 TE Rob Gronkowski (1)
 G Logan Mankins (4)
 ST Matthew Slater (1)
 G Brian Waters (6)
 WR Wes Welker (4)
 NT Vince Wilfork (4)

2012 (7)

QB Tom Brady (8)
 TE Rob Gronkowski (2)
 G Logan Mankins (5)
 LB Jerod Mayo (2)
 ST Matthew Slater (2)
 WR Wes Welker (5)
 NT Vince Wilfork (5)

2013 (5)

QB Tom Brady (9)
 K Stephen Gostkowski (2)
 G Logan Mankins (6)
 ST Matthew Slater (3)
 CB Aqib Talib (1)

2014 (7)

QB Tom Brady (10)
 WR Julian Edelman (1)
 K Stephen Gostkowski (3)
 TE Rob Gronkowski (3)
 S Devin McCourty (2)
 CB Darrelle Revis (6)
 ST Matthew Slater (4)

2015 (7)

QB Tom Brady (11)
 CB Malcolm Butler (1)
 LB Jamie Collins Sr. (1)
 K Stephen Gostkowski (4)
 TE Rob Gronkowski (4)
 DE Chandler Jones (1)
 ST Matthew Slater (5)

2016 (6)

QB Tom Brady (12)
 RB LeGarrette Blount (1)
 CB Malcolm Butler (2)
 LB Dont'a Hightower (1)
 DB Devin McCourty (3)
 ST Matthew Slater (6)

2017 (6)

QB Tom Brady (13)
 FB James Develin (1)
 TE Rob Gronkowski (5)
 DB Devin McCourty (4)
 ST Matthew Slater (7)
 T Nate Solder (1)

2018 (2)

QB Tom Brady (14)
 CB Stephon Gilmore (2)

2019 (3)

CB Stephon Gilmore (3)
 LB Dont'a Hightower (2)
 ST Matthew Slater (8)

2020* (3)

P Jake Bailey (1)
 CB Stephon Gilmore (4)
 ST Matthew Slater (9)

2021 (4)

DB J.C. Jackson (1)
 LB Matthew Judon (3)
 QB Mac Jones (1)
 ST Matthew Slater (10)

2022 (1)

LB Matthew Judon (4)

2023 (0)

None

PATRIOTS PRO BOWL RECORDS

MOST APPEARANCES

14 Tom Brady (2001, 04-05, 07, 09-18)
 10 Matthew Slater (2011-17, 19-21)
 9 John Hannah (1976, 78-85)
 7 Jon Morris (1964-70)
 6 Houston Antwine (1963-68)
 6 Bruce Armstrong (1990-91, 94-97)
 6 Mike Haynes (1976-80, 82)
 6 Logan Mankins (2007, 09-13)

MOST CONSECUTIVE APPEARANCES

10 Tom Brady (2009-18)
 8 John Hannah (1978-85)
 7 Jon Morris (1964-70)
 7 Matthew Slater (2011-17)
 6 Houston Antwine (1963-68)
 5 Ben Coates (1994-98)
 5 Mike Haynes (1976-80)
 5 Logan Mankins (2009-13)
 5 Richard Seymour (2002-06)
 5 Andre Tippett (1984-88)
 5 Wes Welker (2008-12)

NOTE: The year indicates the season in which the player was selected for Pro Bowl participation, but the game itself is played the following January or February. For example, players selected in the 2022 season played in the 2023 Pro Bowl, but are listed under 2022.

*The Pro Bowl was not played following the 2020 season.

PATRIOTS HONORS AND AWARDS

ASSOCIATED PRESS ALL-PRO HONOREES

1960 (0)

None

1961 (1)

FIRST TEAM

G Charles Leo (1)

1962 (6)

FIRST TEAM

DE Larry Eisenhauer (1)

SECOND TEAM

LB Tom Addison (1)

DE Bob Dee (1)

CB Dick Felt (1)

T Charley Long (1)

G Billy Neighbors (1)

1963 (6)

FIRST TEAM

DT Houston Antwine (1)

DE Larry Eisenhauer (2)

SECOND TEAM

LB Tom Addison (2)

LB Nick Buoniconti (1)

T Charley Long (2)

G Billy Neighbors (2)

1964 (8)

FIRST TEAM

LB Nick Buoniconti (2)

DE Larry Eisenhauer (3)

S Ron Hall (1)

G Billy Neighbors (3)

QB Babe Parilli (1)

SECOND TEAM

LB Tom Addison (3)

DE Bob Dee (2)

C Jon Morris (1)

1965 (2)

FIRST TEAM

LB Nick Buoniconti (3)

SECOND TEAM

C Jon Morris (2)

1966 (4)

FIRST TEAM

LB Nick Buoniconti (4)

C Jon Morris (3)

FB Jim Nance (1)

SECOND TEAM

DT Houston Antwine (2)

1967 (3)

FIRST TEAM

LB Nick Buoniconti (5)

FB Jim Nance (2)

SECOND TEAM

DT Houston Antwine (3)

1968 (3)

FIRST TEAM

TE Jim Whalen (1)

SECOND TEAM

DT Houston Antwine (4)

CB Leroy Mitchell (1)

1969 (3)

SECOND TEAM

DT Houston Antwine (5)

C Jon Morris (4)

FB/HB Jim Nance (3)

1970-75 (0)

None

1976 (3)

FIRST TEAM

G John Hannah (1)

SECOND TEAM

TE Russ Francis (1)

CB Mike Haynes (1)

1977 (2)

SECOND TEAM

G John Hannah (2)

CB Mike Haynes (2)

1978 (4)

FIRST TEAM

T Leon Gray (1)

G John Hannah (3)

SECOND TEAM

TE Russ Francis (2)

CB Mike Haynes (3)

1979 (2)

FIRST TEAM

G John Hannah (4)

SECOND TEAM

CB Mike Haynes (4)

1980 (3)

FIRST TEAM

G John Hannah (5)

SECOND TEAM

CB Mike Haynes (5)

WR Stanley Morgan (1)

1981 (1)

FIRST TEAM

G John Hannah (6)

1982 (2)

SECOND TEAM

G John Hannah (7)

CB Mike Haynes (6)

1983 (2)

FIRST TEAM

G John Hannah (8)

SECOND TEAM

P Rich Camarillo (1)

1984 (1)

SECOND TEAM

G John Hannah (9)

1985 (4)

FIRST TEAM

G John Hannah (10)

LB Andre Tippett (1)

SECOND TEAM

KR Irving Fryar (1)

T Brian Holloway (1)

1986 (3)

SECOND TEAM

K Tony Franklin (1)

WR Stanley Morgan (2)

LB Andre Tippett (2)

1987 (1)

FIRST TEAM

LB Andre Tippett (3)

1988 (2)

SECOND TEAM

T Bruce Armstrong (1)

LB Andre Tippett (4)

1989-90 (0)

None

1991 (2)

FIRST TEAM

TE Marv Cook (1)

SECOND TEAM

LB Vincent Brown (1)

1992-93 (0)

None

1994 (1)

FIRST TEAM

TE Ben Coates (1)

1995 (1)

FIRST TEAM

TE Ben Coates (2)

1996 (2)

SECOND TEAM

T Bruce Armstrong (2)

KR Dave Meggett (1)

1997 (1)

SECOND TEAM

OLB Chris Slade (1)

1998 (3)

FIRST TEAM

CB Ty Law (1)

SECOND TEAM

TE Ben Coates (3)

S Lawyer Milloy (1)

1999 (1)

FIRST TEAM

S Lawyer Milloy (2)

2000-01 (0)

None

2002 (1)

FIRST TEAM

K Adam Vinatieri (1)

PATRIOTS HONORS AND AWARDS

ASSOCIATED PRESS ALL-PRO HONOREES

2003 (4)

FIRST TEAM

S Rodney Harrison (1)
CB Ty Law (2)
DT Richard Seymour (1)

SECOND TEAM

ILB Tedy Bruschi (1)

2004 (4)

FIRST TEAM

DT Richard Seymour (2)
ILB Tedy Bruschi (2)
S Rodney Harrison (2)

SPECIAL TEAMS

K Adam Vinatieri (2)

2005 (2)

FIRST TEAM

DT Richard Seymour (3)

SECOND TEAM

QB Tom Brady (1)

2006 (1)

SECOND TEAM

DT Richard Seymour (4)

2007 (9)

FIRST TEAM

QB Tom Brady (2)
T Matt Light (1)
WR Randy Moss (1)
CB Asante Samuel (1)
LB Mike Vrabel (1)

SECOND TEAM

C Dan Koppen (1)
G Logan Mankins (1)
WR Wes Welker (1)
NT Vince Wilfork (1)

2008 (2)

FIRST TEAM

K Stephen Gostkowski (1)

SECOND TEAM

WR Wes Welker (2)

2009 (2)

FIRST TEAM

WR Wes Welker (3)

SECOND TEAM

G Logan Mankins (2)

2010 (6)

FIRST TEAM

QB Tom Brady (3)
G Logan Mankins (3)
ILB Jerod Mayo (1)

SECOND TEAM

CB Devin McCourty (1)
T Sebastian Vollmer (1)
NT Vince Wilfork (2)

2011 (4)

FIRST TEAM

TE Rob Gronkowski (1)
WR Wes Welker (4)

SECOND TEAM

G Logan Mankins (4)
NT Vince Wilfork (3)

2012 (2)

FIRST TEAM

NT Vince Wilfork (4)

SECOND TEAM

G Logan Mankins (5)

2013 (3)

SECOND TEAM

G Logan Mankins (6)
S Devin McCourty (2)
CB Aqib Talib (1)

2014 (3)

FIRST TEAM

TE Rob Gronkowski (2)
CB Darrelle Revis (1)

SECOND TEAM

K Stephen Gostkowski (2)

2015 (3)

FIRST TEAM

K Stephen Gostkowski (3)
TE Rob Gronkowski (3)

SECOND TEAM

LB Jamie Collins (1)

2016 (7)

FIRST TEAM

ST Matthew Slater (1)

SECOND TEAM

QB Tom Brady (4)
CB Malcolm Butler (1)
OL Marcus Cannon (1)
DB Nate Ebner (1)
LB Dont'a Hightower (1)
S Devin McCourty (3)

2017 (3)

FIRST TEAM

QB Tom Brady (5)
TE Rob Gronkowski (4)

SECOND TEAM

ST Matthew Slater (2)

2018 (2)

FIRST TEAM

CB Stephon Gilmore (1)

SECOND TEAM

KOR Cordarrelle Patterson (4)

2019 (3)

FIRST TEAM

CB Stephon Gilmore (2)
ST Matthew Slater (3)

SECOND TEAM

G Joe Thuney (1)

2020 (3)

FIRST TEAM

P Jake Bailey (1)
PR Gunner Olszewski (1)

SECOND TEAM

ST Matthew Slater (4)

2021 (2)

SECOND TEAM

DB J.C. Jackson (1)
ST Matthew Slater (5)

2022 (1)

FIRST TEAM

PR Marcus Jones (1)

PATRIOTS ALL PRO RECORDS

MOST SELECTIONS

- John Hannah (1976-85)
- Mike Haynes (1976-80, 82)
- Logan Mankins (2007, 09-13)
- Matthew Slater (2016-17, 19-21)
- Houston Antwine (1963, 66-69)
- Nick Buoniconti (1963-67)
- Tom Brady (2005, 07, 10, 16-17)
- Rob Gronkowski (2011, 14-15, 17)
- Jon Morris (1964-66, 69)
- Richard Seymour (2003-06)
- Andre Tippett (1985-88)
- Wes Welker (2007-09, 11)
- Vince Wilfork (2007, 10-12)

MOST CONSECUTIVE SELECTIONS

- John Hannah (1976-85)
- Nick Buoniconti (1963-67)
- Mike Haynes (1976-80)
- Logan Mankins (2009-13)
- Houston Antwine (1966-69)
- Richard Seymour (2003-06)
- Andre Tippett (1985-88)

MOST FIRST TEAM SELECTIONS

- John Hannah (1976, 78, 79-81, 83, 85)
- Nick Buoniconti (1964-67)
- Rob Gronkowski (2011, 14-15, 17)
- Tom Brady (2007, 10, 17)
- Larry Eisenhauer (1963-64)
- Richard Seymour (2003-05)

PATRIOTS HONORS AND AWARDS

ASSOCIATED PRESS AWARDS

MOST VALUABLE PLAYER

1964 AFL MVP - WR/K Gino Cappelletti

1966 AFL MVP - RB Jim Nance

2007 - QB Tom Brady

2010 - QB Tom Brady

2017 - QB Tom Brady

OFFENSIVE PLAYER OF THE YEAR

2007 - QB Tom Brady

2010 - QB Tom Brady

DEFENSIVE PLAYER OF THE YEAR

2019 - CB Stephon Gilmore

OFFENSIVE ROOKIE OF THE YEAR

1988 - RB John Stephens

1991 - RB Leonard Russell

1995 - RB Curtis Martin

DEFENSIVE ROOKIE OF THE YEAR

1976 - CB Mike Haynes

2008 - LB Jerod Mayo

COMEBACK PLAYER OF THE YEAR

1966 - QB Babe Parilli

2005 - LB Tedy Bruschi

2009 - QB Tom Brady

2014 - TE Rob Gronkowski

COACH OF THE YEAR

1994 - Bill Parcells

2003 - Bill Belichick

2007 - Bill Belichick

2010 - Bill Belichick

AFC OFFENSIVE PLAYERS OF THE WEEK

1984

QB Tony Eason (Week 3)

1986

QB Tony Eason (Week 11)

1988

QB Doug Flutie (Week 5)

1991

TE Marv Cook (Week 4)

WR Irving Fryar (Week 13)

1992

QB Scott Zolak (Week 11)

1994

QB Drew Bledsoe (Week 5,11)

1995

RB Curtis Martin (Week 10,13)

1996

QB Drew Bledsoe (Week 6)

1997

RB Curtis Martin (Week 3)

1998

QB Drew Bledsoe (Week 12)

1999

QB Drew Bledsoe (Week 2)

WR Terry Glenn (Week 4)

2000

QB Drew Bledsoe (Week 5)

2001

QB Tom Brady (Weeks 5, 11)

WR David Patten (Week 6)

2002

QB Tom Brady (Week 1,9)

2003

TE Daniel Graham (Week 8)

QB Tom Brady (Week 9, 17)

2005

QB Tom Brady (Week 5)

2007

QB Tom Brady (Week 3, 6, 7, 14, 17)

WR Randy Moss (Weeks 9, 11)

2008

QB Matt Cassel (Week 7,12)

2009

QB Tom Brady (Weeks 1, 6, 16)

2010

QB Tom Brady (Weeks 12, 13)

2011

QB Tom Brady (Weeks 1, 2, 16)

TE Rob Gronkowski (Week 14)

2012

QB Tom Brady (Weeks 4, 8, 14)

2013

QB Tom Brady (Week 12)

RB LeGarrette Blount (Week 17)

2014

RB Jonas Gray (Week 11)

2015

QB Tom Brady (Week 8)

2016

QB Tom Brady (Weeks 5, 11)

WR Julian Edelman (Week 17)

2017

QB Tom Brady (Weeks 2, 3, 10)

TE Rob Gronkowski (Week 15)

RB Dion Lewis (Week 16)

PATRIOTS HONORS AND AWARDS

AFC DEFENSIVE PLAYERS OF THE WEEK

1984

CB Ronnie Lippett (Week 11)

1985

LB Andre Tippett (Week 7)

S Fred Marion (Week 10)

1986

CB Ronnie Lippett (Week 5)

1987

LB Andre Tippett (Week 6)

1988

S Fred Marion (Week 7)

LB Johnny Rembert (Week 10)

1995

LB Chris Slade (Week 1)

1996

DE Willie McGinest (Weeks 8, 14)

1997

S Larry Whigham (Week 13)

1998

DT Chad Eaton (Week 14)

S Willie Clay (Week 16)

1999

DE Willie McGinest (Week 1)

LB Ted Johnson (Week 17)

2000

S Lawyer Milloy (Week 12)

2003

LB Tedy Bruschi (Weeks 2, 14)

LB Willie McGinest (Week 16)

2004

S Rodney Harrison (Week 2)

LB Tedy Bruschi (Weeks 4, 17)

2005

LB Tedy Bruschi (Week 8)

2006

DE Jarvis Green (Week 4)

CB Asante Samuel (Week 12)

2007

LB Mike Vrabel (Week 8)

CB Asante Samuel (Week 12)

2009

S Brandon Meriweather (Week 7)

CB Leigh Bodden (Week 11)

2010

S James Sanders (Week 10)

2011

DE Andre Carter (Week 10)

2014

DE Chandler Jones (Week 2)

2016

LB Dont'a Hightower (Week 6)

2019

LB Kyle Van Noy (Week 4)

2021

DB Adrian Phillips (Week 8)

2022

LB Matthew Judon (Week 5)

LB Josh Uche (Week 14)

S Kyle Dugger (Week 17)

AFC SPECIAL TEAMS PLAYERS OF THE WEEK

1993

P Mike Saxon (Week 6)

1994

P Pat O'Neil (Week 16)

1995

K Matt Bahr (Week 11)

1996

P Tom Tupa (Week 9)

RB David Meggett (Week 17)

1998

K Adam Vinatieri (Week 12)

2000

NT Chad Eaton (Week 16)

2001

K Adam Vinatieri (Week 14)

P Ken Walter (Week 15)

2002

LB Larry Izzo (Week 3)

K Adam Vinatieri (Week 17)

2003

DE Richard Seymour (Week 7)

WR Bethel Johnson (Week 13)

2004

K Adam Vinatieri (Week 9)

2005

QB Doug Flutie (Week 17)

2006

RB Laurence Maroney (Week 7)

2007

CB Ellis Hobbs (Week 1)

2008

P Chris Hanson (Week 17)

2009

K Stephen Gostkowski (Week 9)

2010

OL Dan Connolly (Week 15)

2011

WR Julian Edelman (Week 11)

2012

DB Devin McCourty (Week 7)

2014

DL Chris Jones (Week 7)

WR Julian Edelman (Week 9)

P Ryan Allen (Week 14)

2015

K Stephen Gostkowski (Weeks 7, 10)

2016

K Stephen Gostkowski (Week 1)

P Ryan Allen (Week 3)

K Stephen Gostkowski (Week 13)

2017

RB Dion Lewis (Week 10)

K Stephen Gostkowski (Week 11)

2018

LB Dont'a Hightower (Week 7)

2019

P Jake Bailey (Weeks 3, 11)

ST Matthew Slater (Week 12)

2020

K Nick Folk (Weeks 9, 12)

PR Gunner Olszewski (Week 13)

2021

K Nick Folk (Week 5)

2022

K Nick Folk (Week 8)

DB Marcus Jones (Week 11)

PATRIOTS HONORS AND AWARDS

AFC OFFENSIVE PLAYERS OF THE MONTH

1994 QB Drew Bledsoe (December)	2009 QB Tom Brady (October)	2015 QB Tom Brady (September)
2004 RB Corey Dillon (December)	2010 QB Tom Brady (December)	2016 RB LeGarrette Blount (September)
2007 QB Tom Brady (September)	2011 QB Tom Brady (November)	2017 QB Tom Brady (October)
QB Tom Brady (October)	QB Tom Brady (December/January)	QB Tom Brady (November)
WR Randy Moss (November)	2014 QB Tom Brady (October)	

AFC DEFENSIVE PLAYERS OF THE MONTH

1986 DE Garrin Veris (November)	2003 LB Mike Vrabel (December)	2019 DB Devin McCourty (September)
1996 DE Willie McGinest (October)	2004 S Eugene Wilson (September)	CB Stephon Gilmore (October)
1997 LB Chris Slade (September)	2013 DE Chandler Jones (November)	2021 DB J.C. Jackson (November)

AFC SPECIAL TEAMS PLAYERS OF THE MONTH

1996 RB David Megget (December)	2001 WR Troy Brown (December)	2013 K Stephen Gostkowski (October)
1998 K Adam Vinatieri (October)	2004 K Adam Vinatieri (November)	2015 K Stephen Gostkowski (September)
1999 K Adam Vinatieri (September)	2008 K Stephen Gostkowski (October)	2018 K Stephen Gostkowski (October)

AFC OFFENSIVE ROOKIES OF THE MONTH

2002 WR Deion Branch (September)	2021 QB Mac Jones (November)
--	--

AFC DEFENSIVE ROOKIES OF THE MONTH

2008 LB Jerod Mayo (October)	2023 DB Christian Gonzalez (September)
2009 DE Chandler Jones (September)	

HISTORICAL TIMELINE: 1959-68

1959

- Nov. 22 American Football League's owners meet at the Hotel Nicollet in Minneapolis, Minn., and vote unanimously in favor of admitting Boston to the AFL and granting the franchise to a group represented by Mr. William H. Sullivan, Jr. League founder Lamar Hunt notified Sullivan in a letter dated Nov. 18 that Boston would be admitted.
- Nov. 22 Northwestern RB Ron Burton is selected as first draft choice and Syracuse RB Gerhard Schwedes is made first territorial choice.
- Dec. Mike Holovak is named director of player personnel. He is the first executive hired.
- Dec. 20 Clemson QB Harvey White becomes the first player to sign a Boston Patriots contract.

1960

- Feb. 8 Lou Saban is appointed first head coach.
- Feb. 20 As the result of a public contest, the team nickname of Patriots is chosen. The Patriots also announce that the team colors will be red, white and blue.
- April 1 Boston University Field is named as the Patriots first home.
- April 2 Patriots become first pro team in history to issue public stock.
- April 19 Uniformed Patriot centering football (creative work of cartoonist Phil Bissell) is adopted as team logo.
- July 4 Team opens first training camp at the University of Massachusetts, 350 players attended.
- Aug. 14 Patriots play their first home game, a 24-14 preseason loss to the Dallas Texans before 11,000 fans at Harvard Stadium.
- Sept. 9 In their first regular season game, the Patriots open with a 13-10 loss to Denver at BU Field before a crowd of 21,597.
- Sept. 16 DB Chuck Shonta recovered a fumble on the final play of the game and ran for a touchdown to give the Patriots their first victory with a 28-24 advantage over the N.Y. Titans at the Polo Grounds in New York.
- Nov. 25 The Patriots host the Houston Oilers in front of 27,123 fans at BU Field, recording the first sellout in the history of the AFL.

1961

- Oct. 10 Mike Holovak replaces Lou Saban as head coach.
- Dec. 17 The Patriots ended the season with a 41-0 shutout over San Diego to finish with a 9-4-1 record, second in the AFL Eastern Division.

1962

- Sept. 16 Opened the season at Harvard Stadium and beat the Houston Oilers, 34-21. The Patriots played the remainder of their games at Boston University Field.

1963

- Oct. 11 Patriots play their first game in Fenway Park and beat Oakland, 20-14.
- Dec. 28 With a 26-8 victory over Buffalo, the Patriots win the AFL's Eastern Division title in the league's only season-ending tie-breaker game.



In the AFL's first ever preseason game on July 30, 1960, the Patriots defeat Buffalo 28-7 at War Memorial Stadium. Patriots DE Bob Dee (left) recovered a fumble for the league's first touchdown.

1964

- Jan. 5 The Patriots fall in the AFL title game, 51-10, to the Chargers in San Diego.
- Oct. 4 Gino Cappelletti boots six field goals in a win at Denver, setting the team's single-game record.
- Dec. 20 Gino Cappelletti finished the season with 155 total points, an AFL record and ranks 13th in NFL history. He won AFL MVP honors.

1966

- Rommie Loudd becomes the first African-American assistant coach in the AFL when Mike Holovak adds him to the Patriots coaching staff prior to the 1966 season. The following season, Loudd was named director of player personnel.
- Dec. 17 Jim Nance rushes for 78 yards against the N.Y. Jets in the season finale giving him 1,458 yards rushing for the season, a Patriots single-season team record until 1995. Nance was later honored with the league's Most Valuable Player award.

1967

- Aug. 13 Patriots played the Baltimore Colts of the NFL in a preseason game. It was the first time the Patriots had played an NFL team. The Patriots lost the game 33-3.
- Dec. 17 Jim Nance finishes the season with 1,216 yards rushing and becomes the first player in AFL history to rush for over 1,000 yards in back-to-back seasons.

1968

- Nov. 10 Gino Cappelletti became the first player in AFL history to score more than 1,000 points in his career, reaching the milestone on a 19-yard touchdown catch vs. San Diego.

HISTORICAL TIMELINE: 1969-81

1969

Jan. 30 Patriots appoint Clive Rush as vice president and head coach.

1970

Feb. 1 The AFL and NFL announce a merger, forming a common league with 26 teams, 13 in the American Football Conference and 13 in the National Football Conference.

April 4 Foxborough selected as the new playing site for the Patriots.

Sept. 23 Official ground-breaking ceremonies begin for the construction of the Patriots new stadium in Foxborough. The stadium opened nearly one year later.

Nov. 12 John Mazur replaces Clive Rush as head coach.

1971

Mar. 22 The Boston Patriots are renamed the New England Patriots.

Aug. 15 The Patriots make their debut at Schaefer Stadium in Foxborough. Gino Cappelletti kicked a 36-yard field goal for the first points scored in the stadium as the Patriots topped the N.Y. Giants, 20-14, before 60,423 fans.

1972

Feb. 17 The Patriots made financial history by paying first cash dividend of 15 cents per share.

1973

Jan. 26 Chuck Fairbanks is named head coach and general manager.

Jan. 30 The Patriots solidify their franchise for years to come when they select John Hannah (4th overall), RB Sam Cunningham (11th) and WR Darryl Stingley (19th) in the first round of the 1973 draft.

1975

Nov. 7 President William H. Sullivan, Jr. became the first majority owner in club history when he purchased additional voting stock to give him 88 percent of the franchise's voting stock.

1976

July 10 Patriots open their training camp for the first time at Bryant College in Smithfield, R.I. after spending the summers of 1969-75 at UMass-Amherst.

Dec. 5 Patriots defeat New Orleans, 27-6, in Foxborough to qualify for their first NFL playoff appearance and their first playoff appearance since the 1963 AFL Championship game.

Dec. 8 Non-voting stockholders approve offer of \$15 per share made by Billy Sullivan to purchase all non-voting stock.

Dec. 18 Lost AFC divisional playoff game to the eventual Super Bowl Champion Oakland Raiders, 24-21, in the final 10 seconds of the game.

1977

Aug. 20 Work completed on installation of new surface (Super Turf) in Schaefer Stadium.

1978

Dec. 10 Patriots clinch their first outright divisional championship in the club's history with a last-minute 26-24 victory over Buffalo at home.

Dec 31 Patriots lose 31-14 to Houston in first playoff game ever played in Foxborough.

1979

April 2 Patriots announce that head coach and general manager Chuck Fairbanks has been released from his contract to assume duties as head football coach at the University of Colorado.

April 6 Francis "Bucko" Kilroy named general manager and former Patriots offensive coordinator Ron Erhardt is named head coach.

Sept. 3 Former wide receiver Darryl Stingley is named Executive Director of Player Personnel.

Dec 16 In a 27-23 victory over the Minnesota Vikings to close out the 1979 regular season, WR's Harold Jackson and Stanley Morgan became the first and second players in Patriots history to surpass the 1,000-yard receiving single-season mark. Jackson finished the 1979 campaign with 1,013 yards and Morgan totaled 1,002.

1980

Feb. 25 Paul Sonnabend resigns as Executive Director of the NFL Management Council and is appointed as Vice President and a member of the Board of Directors of the Patriots.

April 8 William H. "Billy" Sullivan, Jr., President of the Patriots, is re-elected as Chairman of the Board of NFL Properties.

1981

Nov. 29 RB Sam Cunningham, with 35 yards on nine carries against St. Louis at Foxboro, surpasses Jim Nance (5,323 yards on 1,323 carries) as the Patriots all-time career rushing leader.

HISTORICAL TIMELINE: 1982-86

1982

- Jan. 15 Ron Meyer, head coach at Southern Methodist University from 1976-81, is named the eighth head coach in club history.



- Dec. 12 The Patriots defeat the Miami Dolphins, 3-0, in the "Snow Plow Game." Mark Henderson used a snow plow to clear a kicking surface on the Schaefer Stadium turf for John Smith. Smith then connected on a 33-yard field goal which would be the only scoring of the game.

1983

- Jan. 8 In their first playoff appearance since 1978, the Patriots lose to the eventual AFC Champion Miami Dolphins at the Orange Bowl, 28-13.
- Feb. 16 General manager Bucko Kilroy is promoted to Vice President and Patrick Sullivan, assistant general manager for four years, is named general manager.
- May 23 Schaefer Stadium is renamed Sullivan Stadium in honor of the founder and driving force behind the Patriots franchise, William H. "Billy" Sullivan, Jr.
- June 29 Sullivan Stadium is officially re-dedicated and the Boston Pops perform a concert in the stadium that is free to the public.

1984

- June 1 The Patriots organize a fan advisory board, a group of season ticket holders who will help advise the Patriots on how to make Sullivan Stadium a more exciting and more pleasant place to bring a family to watch an NFL game.
- June 5 In the first-ever NFL Supplemental Draft, the Patriots select slotback Ricky Sanders of the Houston Gamblers, running back Eric Jordan of the Oakland Invaders and quarterback Walter Lewis of the Memphis Showboats of the USFL.
- Oct. 25 Hall of Fame receiver Raymond Berry is named the head coach of the Patriots, replacing Ron Meyer. Berry, a former Patriots assistant coach, becomes the team's ninth head coach.

1985

- Oct. 13 Raymond Clayborn establishes a new team record for consecutive starts by starting his 111th straight game. Ray Hamilton had the old mark of 110 (set Sept. 16, 1973 to Oct. 26, 1980). Clayborn celebrated the record-setting day by scoring his first professional touchdown on a 27-yard interception return vs. Buffalo.



Patriots head coach Raymond Berry was carried off the field by his players after the Patriots defeated the Miami Dolphins, 31-14, in the 1985 AFC Championship Game, advancing to Super Bowl XX.

- Dec. 28 The Patriots defeated the New York Jets, 26-14, at The Meadowlands (East Rutherford, N.J.) in the AFC wild-card game. With the victory, the Patriots won their first NFL playoff game (the Patriots were 0-3 in the NFL playoffs prior to the game).

1986

- Jan. 12 The Patriots defeated the Miami Dolphins, 31-14, to claim their first AFC Championship in team history. In doing so, the Patriots ended an 18-game losing streak at the Orange Bowl that began in 1967. Raymond Berry became the first Patriots head coach to lead his team to the Super Bowl.
- Jan. 26 The Patriots reach the Super Bowl for the first time in team history, playing the Chicago Bears in Super Bowl XX in the Louisiana Superdome in New Orleans. The Bears won the game, 46-10.



HISTORICAL TIMELINE: 1986-93

1986 (CONT.)

- Jan. 27 Defensive end Julius Adams retires after 15 years (all with the Patriots). He was the oldest active defensive lineman in the league at age 37 when he retired, and held the team record until 2000 with 210 games played.
- June 12 Coach Raymond Berry, who led the Patriots to the AFC Championship and Super Bowl XX in his first full season as the team's head coach, signs new five-year contract.
- June 30 John Hannah, who was selected to the Pro Bowl a then-team record nine times, announces his retirement. He retires after starting 183 games, a team record until 1999.
- Sept. 7 1985 AFC Championship banner is raised at Sullivan Stadium in pregame ceremony prior to the season opener vs. Indianapolis. The banner is 10 feet wide and 15 feet long. Mr. William H. "Billy" Sullivan, Jr. is joined by the governors from each of the New England states.
- Sept. 21 QB Tony Eason throws for a then team-record 414 yards. The Patriots lose to Seattle, 38-31, in the game played in Foxboro. Eason was 26-of-45 with three touchdowns and no interceptions.
- Dec. 7 WR Stanley Morgan establishes a new team record for catches in one season with his 67th catch (had five catches on the day). Morgan, who finished the season with 84 catches, broke Derrick Ramsey's previous mark of 66 catches, set in 1984.
- Dec. 31 NEP Partners purchase a three-year option to buy the Patriots.

1987

- Nov. 29 Cornerback Raymond Clayborn ends his consecutive games played streak at 161. Clayborn broke Gino Cappelletti's record of 152 consecutive games played and Ray Hamilton's record 110 consecutive starts.

1988

- July 28 Victor K. Kiam II, the owner and chief executive officer of Remington Products, Inc. of Bridgeport, Conn., agrees to purchase the team from William H. "Billy" Sullivan, Jr.
- Oct. 28 Victor K. Kiam II becomes majority owner and chairman of the Patriots. Francis W. Murray, the minority owner, is the vice chairman. William H. "Billy" Sullivan, Jr., the founder and previous owner, remains as the team's president. The Kiam, Murray and Sullivan team is known as KMS Limited.
- Nov. 23 K-Korp, a company co-owned by Robert Kraft, purchases Sullivan Stadium.
- Dec. 4 Veteran wide receiver Stanley Morgan catches his 500th career reception vs. Seattle.

1989

- Jan. 6 Running back John Stephens is named the Old Spice/NFL Rookie of the Year.

1990

- Sullivan Stadium is renamed Foxboro Stadium.
- Feb. 27 Rod Rust is named the head coach of the Patriots, replacing Raymond Berry (who was relieved of his duties on Feb. 26). Rust, a former Patriots defensive coordinator, becomes the team's 10th head coach.
- Mar. 14 Former Patriots offensive guard John Hannah and cornerback Mike Haynes are selected to the National Football League's All-1980s team, while current linebacker Andre Tippett earned second-team honors.
- Dec. 20 Sam Jankovich, the University of Miami's Athletic Director from 1982-90, is named the chief executive officer of the Patriots.

1991

- Jan. 7 Dick MacPherson is named head coach of the Patriots, replacing Rod Rust (who was relieved of his duties on Jan. 4). MacPherson, the head coach at Syracuse for 10 seasons, becomes the team's 11th head coach.
- May 3 The installation of a natural grass playing surface at Foxboro Stadium is completed.
- July 27 Former Patriots offensive guard John Hannah is inducted into the Pro Football Hall of Fame in Canton, Ohio.



1992

- May 11 James B. Orthwein purchases the controlling interest of the Patriots from Victor K. Kiam II. Orthwein becomes Chairman of the Board of the club, while Francis W. Murray, the club's minority owner, becomes President. Sam Jankovich remains the CEO.
- Aug. Gino Cappelletti and Nick Buoniconti are inducted into the Patriots Hall of Fame.

1993

- Jan. 9 Sam Jankovich, the Patriots chief executive officer for the past two seasons, resigns.
- Jan. 21 Bill Parcells is named head coach of the Patriots, replacing Dick MacPherson (who was relieved of his duties on Jan. 8). Parcells becomes the team's 12th head coach. In addition, Patrick Forte is named Executive Vice President of Football Operations and James Hausmann is named Executive Vice President of Business Operations.
- Mar. 31 The Patriots unveil their new logo and uniforms at a press conference at the Four Seasons Hotel in Boston. The new icon features a streamlined head of a minuteman while the primary color of the uniforms changes from red to blue.

HISTORICAL TIMELINE: 1993-96



Aug. 18 Bob Dee, Jim Lee Hunt, Steve Nelson and Babe Parilli are inducted into the Patriots Hall of Fame.

1994

Jan. 2 Patriots LB Andre Tippett sacked Dolphin QB Scott Mitchell to record his 100th career sack. Tippett leads all Patriots with 100 sacks (Julius Adams ranks second with 80½).

Jan. 21 Robert K. Kraft becomes the Patriots fourth owner in the club's 35-year history with an agreement to purchase the team from James Orthwein.



Andre Tippett played in the final game of his career on Jan. 2, 1994. In that game, he sacked Miami's Scott Mitchell to end his career with a team-record 100.0 sacks.

Feb. 25 The sale of the Patriots from James Orthwein to Robert K. Kraft becomes official.



On January 21, 1994 Robert K. Kraft becomes the Patriots fourth owner in the club's 35-year history with an agreement to purchase the team from James Orthwein.



On February 26, 1994, Patriots fans respond to the sale by braving a snow storm to purchase 5,958 season tickets. The one-day mark is a Patriots single-day sales record.

Feb. 26 Patriots fans respond to the sale by purchasing 5,958 season tickets, a Patriots single-day sales record.

May 12 Andre Tippett is appointed director of player resources upon his announced retirement.

June 1 Second-round draft choice Kevin Lee becomes the 10th and final 1994 Patriots draft choice to sign a contract. The 37-day signing period is the fastest reported to the league since the 1970 AFL-NFL merger.

Nov. The Patriots announce WBCN - 104.1 FM as the team's new radio flagship station after reaching a three-year agreement.

Dec. 24 The Patriots defeat the Chicago Bears, 13-3, clinching the team's first playoff berth since 1986.

1995

Jan. 1 The Cleveland Browns defeat the Patriots 20-13 in a Wild Card playoff game.

Feb. 9 The Patriots announce Boston's ABC affiliate WCVB-TV (Channel 5) as their preseason television flagship station. WCVB will televise preseason games and a weekly Patriots show, called Patriots All-Access.

Apr. 3 The Patriots publish their premier issue of Patriots Football Weekly, the team's official newspaper.

Apr. 29 For the first time in franchise history, every home game is sold out before the season begins as the remaining 15,000 tickets are sold individually to non-season ticket holders.

1996

July 20 Owner Robert Kraft signs QB Drew Bledsoe to a seven-year contract extension.

Dec. 8 The Patriots clinch their second playoff berth in two years by defeating the N.Y. Jets, 34-10.

Dec. 15 The Patriots clinch their first AFC Division title since 1986.

Dec. 21 The Patriots score 23 unanswered second-half points and defeat the N.Y. Giants, 23-22, to secure a first-round playoff bye and first home playoff game since 1978. WR Terry Glenn finished the 1996 season with 90 receptions, setting a new league rookie reception record (83 by Earl Cooper - 1980).

HISTORICAL TIMELINE: 1997-2000

1997

- Jan. 5 The Patriots win their first home playoff game in team history by defeating the Pittsburgh Steelers 28-3 in Foxboro Stadium.
- Jan. 12 Otis Smith's 47-yard fumble return for a touchdown with 2:36 remaining enabled the Patriots to defeat the Jacksonville Jaguars 20-6 and earn their second AFC Championship and a trip to Super Bowl XXXI.
- Jan. 26 The Patriots lose 35-21 to the Green Bay Packers in Super Bowl XXXI. The two teams set a Super Bowl record for the most points scored by two teams in the first quarter with 24. At the time, the game was the fourth most-watched program in television history.



- Jan. 31 Bill Parcells steps down as head coach.
- Feb. 3 The Patriots name Pete Carroll as their 13th head coach. Carroll, former head coach of the New York Jets in 1994, spent the '95 and '96 seasons as defensive coordinator of the San Francisco 49ers.
- July 26 Former Patriot CB Mike Haynes is inducted into the Pro Football Hall of Fame.
- Aug. 25 The Patriots introduce the world's first direct-to-digital nightly video webcast. The webcast contains everything from Patriots player interviews and press conferences to game reviews and previews.
- Sept. 21 For the third time in team history, and first since 1974, the Patriots started the 1997 season 4-0 with a 31-3 victory over Chicago.
- Dec. 22 The Patriots clinched their second consecutive AFC East Division Championship with a 14-12 victory over the Miami Dolphins. It was their first back-to-back division championships in franchise history and their third playoff appearance in four years. With their victory over the Dolphins, the Patriots finished the 1997 season 7-1 against their division opponents, which tied a then-franchise record.
- Dec. 28 The Patriots won their third home playoff game in two years when they defeated the Miami Dolphins, 17-3.

1998

- Jan. 3 The Patriots lost 7-6 to the Pittsburgh Steelers in the Divisional Playoff round.
- Feb. 23 William H. "Billy" Sullivan Jr., the founder of the New England Patriots, died at the age of 82 in Atlantic, Fla.

- Dec. 13 QB Drew Bledsoe completed a 4-yard pass to TE Lovett Purnell to become the Patriots all-time leading completion leader, surpassing Steve Grogan (1,876).
- Dec. 20 The Patriots defeat the San Francisco 49ers, 24-21, to qualify for the playoffs for the third consecutive year.

1999

- Jan. 3 Jacksonville Jaguars defeat the Patriots, 25-10, in a Wild Card playoff game.
- Feb. 7 Patriots CB Ty Law returns an interception 67 yards for a touchdown to propel the AFC to a 23-10 victory in the Pro Bowl. Law, who was selected to play in the game for the first time, was named co-MVP for his efforts.
- June "Patriots All-Access," the Patriots weekly television show wins a New England Emmy for Best Sports Series.
- June 21 The Patriots sold all their remaining tickets for every regular season game in just 90 minutes.
- Nov. 15 Patriots linebacker Andre Tippett is inducted into the Patriots Hall of Fame.
- Dec. 6 In a Foxborough town meeting, over 93 percent of the town's residents voted in favor of passing six necessary articles to approve the stadium project.

2000

- Jan. 27 Patriots name Bill Belichick the 14th head coach in franchise history.
- April 18 The Patriots unveil the designs for their new stadium



- um in a press conference at the Seaport Hotel in Boston. Newly designed team uniforms feature a color change from a royal blue to Nautical Blue.
- June 15 Gillette Stadium's first concrete foundation is poured.
- Oct. 1 Quarterback Drew Bledsoe became the Patriots all-time leading passer, surpassing Steve Grogan's total of 26,886 yards.
- Nov. 19 Tackle Bruce Armstrong became the Patriots all-time leader in games played when he started his 207th career game vs. Cincinnati.

HISTORICAL TIMELINE: 2001-02



2001

- April 3 In celebration of a long-standing construction tradition, the final beam was hoisted into place at Gillette Stadium to signify the “topping off” of the structure’s steel.
- July 30 The Neponset River is daylighted and diverted into a new corridor on the stadium site.
- Aug. 6 Patriots quarterback coach Dick Rehbein died due to a heart condition at the age of 45.
- Aug. 6 Seat installation begins at Gillette Stadium.
- Sept. 30 Former tackle Bruce Armstrong is inducted into the Patriots Hall of Fame.
- Oct. Installation of the new scoreboards and video boards begins at Gillette Stadium.
- Nov. 19 The grass playing surface is installed at Gillette Stadium.

2002

- Jan. 6 The Patriots defeated the Carolina Panthers, 38-6, and finished the 2001 season with an 11-5 record. They tied a then franchise record with 11 victories and claimed their third AFC East title in six seasons.
- Jan. 19 In a driving snowstorm, the Patriots beat the Oakland Raiders, 16-13 in overtime, in the final game at Foxboro Stadium to advance to the AFC Championship Game.
- Jan. 27 The Patriots beat the Pittsburgh Steelers, 24-17, to advance to the Super Bowl for the third time in their history and the second time in the last six years.
- Feb. 3 The Patriots claimed the first Super Bowl championship of their 42-year history with a 20-17 win over the St. Louis Rams in Super Bowl XXXVI in New Orleans. Patriots kicker Adam Vinatieri nailed a 48-yard field goal as time expired to bring the Lombardi Trophy home to New England.



- Feb. 5 The state of Massachusetts held a victory parade for the Patriots. The parade traveled through downtown Boston and concluded with a rally at city hall. Approximately 1.25 million people attended the event.
- Feb. 13 The Patriots traveled to Rhode Island as part of their Super Bowl trophy tour for a rally held by the state to congratulate the franchise for their victory in Super Bowl XXXVI.
- Feb. 18 Demolition of Foxboro Stadium begins.
- March 5 The Patriots held the red-carpet premiere of their Super Bowl XXXVI video at the Loews Theatre at Boston Common.
- March 28 The NFL released its 2002 schedule and the Patriots were featured in a franchise record six nationally televised games.
- April 1 The Patriots and their Super Bowl trophy were on hand at Fenway Park for opening day of the 2002 Boston Red Sox season. In a pre-game ceremony, each of the players in attendance threw out the first pitch of the season.
- April 2 The Patriots were invited to the White House and were congratulated on their victory in Super Bowl XXXVI by the President of the United States, George W. Bush.



- April 10 The Patriots traveled to New Hampshire and Vermont as part of their Super Bowl Trophy Tour and took part in rallies in both states to celebrate their victory in Super Bowl XXXVI.
- April 17 The Patriots continued their Super Bowl Trophy Tour with a trip to Maine.

HISTORICAL TIMELINE: 2002-04

2002 (CONT.)

- May 6 The Patriots moved into their new offices and facilities at their new stadium.
- May 9 The New England Revolution soccer team participated in the first practice held at the new stadium.
- May 11 The Revolution played in the first game at the new stadium. In the stadium's "soft opening," the lower seating bowl and concourse are opened to the public for the first time.
- June 1 Demolition of Foxboro Stadium is completed.
- June 4 The Patriots traveled to Connecticut as part of their Super Bowl Trophy Tour to thank their fans for their support.
- June 6 The Patriots open a three-day minicamp, the first time the entire team worked together at the new stadium.
- June 9 Robert Kraft hosted the Patriots Super Bowl ring ceremony at the Boston Harbor Hotel.
- Aug. 5 Patriots signed a 15-year agreement with the Gillette Company for exclusive naming rights to Gillette Stadium.
- Aug. 17 Patriots host first football game at Gillette Stadium,



a 16-15 preseason victory over the Philadelphia Eagles.

- Sept. 9 Patriots host the grand opening of Gillette Stadium against the Pittsburgh Steelers on Monday Night Football. The Patriots defeated the Steelers 30-14.
- Sept. 22 Troy Brown established a single-game franchise record with 16 catches vs. Kansas City.
- Dec. 8 The Patriots extended their radio agreement with WBCN.
- Dec. 16 Robert and Jonathan Kraft named 2002 Sports Industrialists of the Year by The Sports Business Daily.

2003

- Aug. 27 Robert Kraft presents offensive lineman Joe Andruzzi with the first annual New England Patriots Ron Burton Community Service Award. The award is presented in honor of Burton, the first draft choice in team history and a dedicated member of the New England community.
- Dec. 7 The Patriots defeated the Miami Dolphins, 12-0, in snowy Foxborough to claim the seventh division title in franchise history.
- Dec. 27 New England closed out the then-best regular season in franchise history with a 31-0 shutout over the Buffalo Bills to finish the season with a 14-2 record, the best mark in the NFL.

2004

- Jan. 10 In the coldest game in team history (four degrees), the Patriots beat Tennessee 17-14 in the divisional playoffs at Gillette Stadium.
- Jan. 18 New England hosted the AFC Championship for the second time in club history and advanced to the fourth Super Bowl in team annals with a 24-14 win over the Indianapolis Colts.
- Jan. 21 Robert K. Kraft celebrated the 10th anniversary of his purchase of the franchise.
- Feb. 1 The Patriots won the Super Bowl for the second time in three seasons with a thrilling 32-29 victory over Carolina in Super Bowl XXXVIII at Reliant Stadium in Houston.



- Feb. 3 More than 1.5 million Patriots fans jammed the streets of Boston for a victory parade that ends with a rally at City Hall Plaza.
- March 21 The Patriots brought the Lombardi Trophy to Manchester, N.H., to celebrate their Super Bowl XXXVIII victory with the fans of New Hampshire.
- April 7 The Patriots brought the Lombardi Trophy to a victory parade in Portland, Maine.
- April 9 Robert Kraft threw out the first pitch at the Boston Red Sox 2004 Opening Day ceremonies at Fenway Park.
- April 22 The Patriots released the DVD "3 Games to Glory II," at a premiere event in Randolph, Mass. The two-disc set contains nearly five hours of features chronicling and commemorating the Patriots record-setting 2003 season.
- May 8 The Patriots brought the Lombardi Trophy to Water Fire in Providence, R.I., to share their Super Bowl victory with the fans of Rhode Island.

HISTORICAL TIMELINE: 2004-06

2004 (CONT.)

- May 10 The Patriots visited the White House, where they were honored by President George W. Bush.
- June 13 Robert Kraft presented the Patriots with Super Bowl XXXVIII rings in a ceremony at his home.
- Sept. 9 The Patriots opened the NFL's 2004 regular season with a 27-24 victory over Indianapolis in a Thursday prime-time matchup at Gillette Stadium. Robert Kraft unveiled the team's second Super Bowl Championship Banner as part of a star-studded pregame ceremony that included musical performances from Elton John, Toby Keith, Destiny's Child and Lenny Kravitz.
- Oct. 10 New England set the all-time pro football record with its 19th consecutive victory, a 24-10 win over the Miami Dolphins at Gillette Stadium. The winning streak eventually extended to 21 games.
- Dec. 12 The Patriots clinched their eighth AFC East crown following a 35-28 win over Cincinnati in Foxborough.

2005

- Jan. 16 New England advanced to the AFC Championship Game with a 20-3 victory over Indianapolis amid snowy conditions at Gillette Stadium. The Patriots held the highest-scoring offense in the NFL to just a field goal.
- Jan. 23 The Patriots won their fifth AFC Championship with a 41-27 victory over the Pittsburgh Steelers at Heinz Field, setting a franchise playoff record for points against the NFL's top defense.
- Feb. 6 The Patriots outlasted the Philadelphia Eagles in Super Bowl XXXIX, posting a 24-21 win for their third championship. The Patriots became just the second franchise in NFL history to win three out of four Super Bowls.



- Feb. 8 More than a million fans line the streets of Boston as the Patriots take part in a rolling rally through the city.
- March 20 The Patriots brought the Lombardi Trophy to Manchester, N.H., to celebrate with the fans of New Hampshire.
- April 8 The Patriots brought the Lombardi Trophy to a victory parade in Portland, Maine.
- April 13 The Patriots returned to the White House to be honored as champions by President Bush.
- April 21 The commemorative DVD "3 Games to Glory III" was released at a premiere event in Randolph, Mass.

2005 (CONT.)

- June 12 Robert Kraft presented the Patriots with Super Bowl XXXIX rings in a ceremony at his home.
- Sept. 8 The Patriots raised their third Super Bowl banner prior to a 30-20 victory over the Oakland Raiders in the 2005 regular season opener.
- Sept. 19 Forbes magazine names the Patriots "The Best Team in Sports" and Robert Kraft appears on the cover of the issue.
- Dec. 4 On a snowy day, the Patriots defeat the New York Jets, 16-3, to improve to 9-0 all-time in snow games in Foxborough.



- Dec. 12 Quarterback Tom Brady is named Sports Illustrated's Sportsman of the Year.
- Dec. 17 The Patriots clinch their third straight AFC East title with a 28-0 victory over Tampa Bay in Foxborough. The title marked New England's fourth division championship in a five-year span.

2006

- Jan. 1 The Patriots celebrate the 25th anniversary of the 1985 AFC Championship team by honoring 50 former players and coaches at halftime of the 2005 regular season finale at Gillette Stadium.
- Jan. 7 The Patriots defeat the Jacksonville Jaguars, 28-3, in a wild card playoff game. The victory was New England's 10th consecutive playoff win, setting an all-time NFL record.
- Nov. 5 Troy Brown grabs his 535th career reception, in a game against the Indianapolis Colts, passing Stanley Morgan (534 receptions) to become the Patriots all-time receptions leader.
- Dec. 24 The Patriots capture their fourth consecutive AFC East title with a 24-21 victory over the Jacksonville Jaguars. Their four straight titles ties the AFC East division record.

HISTORICAL TIMELINE: 2007-08


2007

- Jan. 7 New England defeats the N.Y. Jets, 37-16, in a first-round playoff game at Gillette Stadium. The Patriots streak of four straight seasons with a playoff victory tied the fifth longest such streak in NFL history.
- Jan. 14 The Patriots advance to their third AFC Championship Game in four seasons with a 24-21 road win against the top-seeded San Diego Chargers.
- May 20 The Kraft Group makes public its plans for Patriot Place, a super-regional shopping and entertainment destination on the grounds of Gillette Stadium. The development will include a mix of more than 70 retail and entertainment options for visitors.
- May 20 The Kraft Group unveils its vision for The Hall at Patriot Place, a football-themed museum to be located within the larger Patriot Place development and slated to open in Fall 2008. The Hall will honor Patriots greats and will give fans an opportunity to celebrate the team's championship tradition through a cutting-edge multimedia experience.
- Aug. 27 Stanley Morgan is enshrined in the Patriots Hall of Fame in an induction ceremony at the Patriots Kick-off Gala at Gillette Stadium.
- Sept. 6 Robert Kraft is ranked as the top NFL owner on Sports Business Journal's list of the 20 most influential people in the NFL.
- Sept. 9 Ellis Hobbs returns a kickoff 108 yards for a touchdown in the Patriots season opener, setting an NFL record for the longest kickoff return in league history.
- Oct. 21 Tom Brady throws a franchise-record six touchdown passes in a 49-28 win over the Dolphins. His 158.3 passer rating in the game is the second perfect rating in Patriots history.
- Nov. 4 Tom Brady throws his 33rd touchdown pass of the season, setting a franchise record in a 24-20 victory over Indianapolis Colts. The game between the 7-0 Patriots and the 8-0 Colts was the latest matchup of undefeated teams in NFL history.
- Nov. 14 Bass Pro Shops holds its grand opening at Patriot Place.
- Nov. 18 The Patriots tie a franchise record for points in a 56-10 win at Buffalo. Randy Moss sets a team record with four touchdown catches.
- Nov. 19 A topping off ceremony is held for The Hall at Patriot Place.
- Dec. 3 The then-largest audience in cable television history (17.5 million) watches the Patriots thrilling last-minute 27-24 victory over Baltimore on Monday Night Football.
- Dec. 9 The Kraft Group and CBS Corp. announce plans to launch The CBS Scene Restaurant and Bar, a 15,000 sq. ft. state-of-the-art entertainment and sports venue at Patriot Place.
- Dec. 29 The Patriots defeat the New York Giants, 38-35, to complete the first 16-0 regular season in NFL history. Tom Brady sets a new NFL record with his 50th touchdown pass and Randy Moss sets a league mark with his 23rd touchdown reception. The Patriots finish the season with a league-record 589 points and 75 touchdowns.



Randy Moss set an NFL record with his 23rd touchdown catch of the season on Dec. 29, 2007 in a game against the New York Giants.

2008

- Jan. 5 Tom Brady is named the NFL's Most Valuable Player by the Associated Press.
- Jan. 20 The Patriots win their sixth AFC Championship with a 20-12 victory over San Diego at Gillette Stadium, advancing to Super Bowl XLIII with an unprecedented 18-0 record.
- Jan. 27 More than 15,000 fans and Massachusetts Governor Deval Patrick participate in a snowy send-off rally at Gillette Stadium as the Patriots depart for Arizona and Super Bowl XLIII.
- Feb. 2 Andre Tippett is elected to the Pro Football Hall of Fame, becoming the second player to earn the honor after playing his entire career as a Patriot.
- Feb. 3 The Patriots fall to the New York Giants, 17-14, in Super Bowl XLIII. The Patriots take a 14-10 lead with 2:42 remaining, but a Giants touchdown with 0:35 left clinches the game.
- 
- Mar. 11 The Hall at Patriot Place launches the website newenglandfootball.com, an initiative to promote high school football in New England.
- July 7 Ben Coates is elected to the Patriots Hall of Fame by fan voting on Patriots.com.
- Aug. 2 Andre Tippett is inducted into the Pro Football Hall of Fame in Canton, Ohio. He is presented by Patriots Chairman and CEO Robert Kraft, and joins John Hannah as the only career Patriots in the Pro Football Hall of Fame.
- Sept. 6 The Kraft Group and CBS open CBS Scene Restaurant & Bar, a three-story, 15,000-square-foot, one-of-a-kind entertainment and dining destination at Patriot Place, with a star-studded red carpet event.

HISTORICAL TIMELINE: 2008-09

2008 (CONT.)

- Sept. 18 A ribbon-cutting ceremony is held at The Hall at Patriot Place presented by Raytheon, unveiling a first-of-its-kind experience that showcases the history of the New England Patriots, provides a permanent home for the franchise's Hall of Fame and promotes math and sciences education through football.
- Sept. 20 In a ceremony attended by thousands of Patriots fans outside The Hall at Patriot Place, 12 members of the Patriots Hall of Fame were re-inducted and Ben Coates was inducted as the 13th member.



Patriots Hall of Famers (from left) Ben Coates, Stanley Morgan, Steve Frogan, Mike Haynes, Andre Tippett, Nick Buoniconti, Steve Nelson, John Hannah and Vito "Babe" Parilli were honored at halftime of a Sept. 21, 2008 game at Gillette Stadium as part of the inaugural Induction Weekend at The Hall at Patriot Place presented by Raytheon.

- Sept. 22 The Hall at Patriot Place presented by Raytheon opens to the public.
- Sept. 25 Wide receiver Troy Brown announces his retirement from football. His significant contributions in all three phases of the game – offense, defense and special teams – made him one of the most beloved players in the history of the Patriots franchise.
- Oct. 20 Andre Tippett, a member of the Pro Football Hall of Fame Class of 2008, is honored at Andre Tippett Night at Gillette Stadium.

2009

- Jan. 22 The Patriots unveil their 50th season logo, which will brand all of the team's activities in 2009.
- Mar 24 On the occasion of the team's 50th season, Patriots Chairman and CEO Robert Kraft inducts William H. "Billy" Sullivan, the team's founder, into the Patriots Hall of Fame as the first contributor to be enshrined.



2009 (CONT.)

- June 10 Jim Nance is elected to the Patriots Hall of Fame by fan voting on Patriots.com.
- Oct. 18 The Patriots set team records for points in a game (59) and total net yards (619) in a 59-0 victory vs. Tennessee in snowy conditions at Gillette Stadium. Tom Brady sets an NFL record with five touchdown passes in the second quarter.
- Oct. 25 The Patriots play their first game on foreign soil as part of the NFL's International Series in front of 84,000 fans at London's historic Wembley Stadium.



- The Patriots defeat the Tampa Bay Buccaneers, 35-7.
- Nov. 30 Tom Brady passes Drew Bledsoe (29,657) to become New England's all-time passing leader.
- Dec. 6 Randy Moss and Wes Welker both go over 1,000 yards receiving at Miami to become the first Patriots players and only the sixth set of players in NFL history to have three straight 1,000-yard seasons.
- Dec. 13 Wes Welker reaches 100 receptions for the third consecutive season on a 6-yard pass from Tom Brady in the third quarter vs. Carolina. Welker reached 100 receptions in his 11th game of the season to tie Marvin Harrison for the fewest individual games played to reach 100 receptions in a season in NFL history.



- Dec. 20 The Patriots beat Buffalo, 17-10, to win their ninth game of the season and become the first team to win more than half of their games in nine straight seasons since free agency began in 1993 and only the fifth team to do so since the 1970 merger.
- Dec. 27 The Patriots clinch the AFC East Division title for the seventh time in nine seasons with a 35-7 victory over the Jacksonville Jaguars at Gillette Stadium. The Patriots earned their 11th playoff berth in the 16 seasons since Robert Kraft purchased the team.

HISTORICAL TIMELINE: 2010-11

2010

- June 14 Sam "Bam" Cunningham, the franchise's all-time leading rusher, is selected by fans as the 2010 inductee to the Patriots Hall of Fame.



- Aug. 2 Patriot Place announces the completion of a photovoltaic power system that will generate approximately 525 kilowatts of clean, renewable solar power at Patriot Place.



- Oct. 4 The Patriots become the first team in NFL history to score a touchdown five different ways in the same game at Miami. The Patriots score a rushing touchdown, a receiving touchdown, have a kickoff returned for a touchdown, block a field goal that is returned for a touchdown and return an interception for a touchdown.
- Oct. 23 Gillette hosts the "Colonial Clash" between the University of Massachusetts and the University of New Hampshire, the first college football game ever to be played at Gillette Stadium.
- Nov. 25 Tom Brady records a perfect quarterback rating after finishing 21-of-27 for 341 yards with four touchdowns and no interceptions in a 45-24 victory at Detroit on Thanksgiving Day. It is the second time in his career that he has finished with a perfect rating (10/21/07 at Miami), making him the third player ever to have more than one game with a perfect rating (min. 20 attempts).
- Dec. 12 New England qualifies for the playoffs for the 18th time in its 51-year history with a 36-7 win at Chicago to mark the 12th playoff appearance in the 17 years that Robert Kraft has owned the franchise.
- Dec. 26 The Patriots clinch the AFC East Championship and the AFC's top seed, including home-field advantage throughout the playoffs with a 34-3 victory at the Buffalo Bills.
- Dec. 28 QB Tom Brady, G Logan Mankins, LB Jerod Mayo, CB Devin McCourty, S Brandon Meriweather and DL Vince Wilfork are selected to the 2011 AFC Pro Bowl team. (WR Wes Welker and LT Matt Light are later added to the roster.)

2011

- Jan. 2 BenJarvus Green-Ellis rushes for 80 yards in the regular season finale against the Dolphins to give him 1,008 yards on the season. He becomes the 11th New England player to record a 1,000-yard rushing season and the first since Corey Dillon in 2004.
- Jan. 2 New England head coach Bill Belichick guides the Patriots to an NFL-best 14-2 after a 38-7 win over Miami. Belichick becomes the first head coach ever to win at least 14 regular season games in four separate seasons.
- Feb. 2 Bill Belichick is named the Associated Press Coach of the Year for the third time in his career.
- Feb. 3 The Patriots offensive line is named the 2010 Madden Most Valuable Protectors.
- Feb. 6 Tom Brady is named the Associated Press NFL Most Valuable Player for the second time in his career. He is the first ever unanimous selection.
- Mar. 27 Jon Morris selected to the Patriots Hall of Fame by 10-person senior selection committee.
- May 16 Drew Bledsoe is elected to the Patriots Hall of Fame in voting by fans on Patriots.com.
- July 25 Robert Kraft and Colts C Jeff Saturday share a now-iconic moment during a news conference announcing the end of the four-and-a-half-month lockout. Kraft was recognized by the players and owners as critical in getting the deal done.
- Aug. 11 The Patriots dedicate the 2011 season to the late Myra Kraft and debut "MHK" patches on player jerseys and coaching apparel to be worn throughout the season in her honor.
- Dec. 18 With a win at Denver, the Patriots clinch a playoff birth for the 13th time in the 18 seasons since Robert Kraft purchased the team in 1994.
- Dec. 27 Eight Patriots are selected to the Pro Bowl: Tom Brady, Andre Carter, Rob Gronkowski, Logan Mankins, Matthew Slater, Brian Waters, Wes Welker and Vince Wilfork.



HISTORICAL TIMELINE: 2012-13

2012

Jan. 14 The Patriots set single-game playoff franchise records for points (45) and yards (509) at home in a 45-10 AFC Divisional round win over Denver.



Jan. 22 New England advanced to its seventh Super Bowl (sixth of the Kraft era) as a last-minute Ravens field goal attempt sails wide left and the Patriots hang on for a 23-20 victory.

Feb. 5 The Patriots fell behind to the Giants early and battled back to claim a 17-9 second-half lead. But the N.Y. Giants engineered an 88-yard touchdown drive late in the fourth quarter to defeat the Patriots, 21-17, in Super Bowl XLVI.

May 7 Veteran T Matt Light formally announces his retirement in a press conference at the Hall at Patriot Place presented by Raytheon after a stellar 11-year NFL career. Chairman and CEO Robert Kraft and head coach Bill Belichick shared their memories in front of a packed house that included fans, media, family members as well as the entire offensive line.

June 4 Troy Brown is elected to the Patriots Hall of Fame in voting by fans on Patriots.com.

July 20 Longtime Patriots radio color analyst Gino Cappelletti announces his retirement from the broadcast booth. Former Patriots QB Scott Zolak replaces him in the booth.

Oct. 9 Veteran RB Kevin Faulk formally announces his retirement in a press conference at the Hall at Patriot Place presented by Raytheon. Faulk, a 1999 second-round pick (46th overall) out of LSU, ended his career as the Patriots all-time leading return specialist, totaling 5,041 combined return yards (4,098 kick return yards and 943 punt return yards). Faulk ranks fifth in Patriots history in rushing yards (3,607), fifth in receptions (431), 12th in pass receiving yards (3,701) and sixth in total punt return yards (943).

Oct. 28 The Patriots play their second game on foreign soil as part of the NFL's International Series in front of 84,000 fans at London's historic Wembley Stadium. The Patriots defeat the St. Louis Rams, 45-7.

Dec. 2 Patriots defeat the Dolphins to clinch their 15th division crown in franchise history, marking the second earliest the team has wrapped up the division title (Nov. 25, 2007).

Dec. 10 With a 42-14 win over the Houston Texans on Monday Night Football, the Patriots reached at least 10 regular season wins for the 10th consecutive season. San Francisco (16) is the only other team to accomplish that feat.

Dec. 27 Seven Patriots are selected to the Pro Bowl: Tom Brady, Rob Gronkowski, Logan Mankins, Jerod Mayo, Matthew Slater, Wes Welker and Vince Wilfork.

2012 (CONT.)

Dec. 30 During a pregame ceremony to honor Gil Santos and Gino Cappelletti, Patriots Chairman



and CEO Robert Kraft announced that Santos, the legendary Voice of the New England Patriots, would be a 2013 inductee into the Patriots Hall of Fame. Santos becomes just the second non-player to earn the honor as a contributor for his off-field contributions to the team. The Patriots went on to defeat the Dolphins, 28-0 and clinch the No. 2 seed in the AFC.

2013

Jan. 20 The Patriots fall to the Ravens, 28-13, in the AFC Championship game, marking only the second time in team history the club has dropped a conference championship game.

May 21 Tedy Bruschi is elected to the Patriots Hall of Fame in voting by fans on Patriots.com.

Nov. 24 The Patriots came back from a 24-point deficit to defeat the Denver Broncos, 34-31, in overtime, marking the largest comeback win in team history. New England trailed 24-0 at halftime.

Dec. 22 The New England Patriots put on a performance worthy of a division champion as they breezed to a 41-7 victory over the defending Super Bowl Champion Baltimore Ravens. The Patriots (11-4) were assured of their fifth straight AFC East title before the game started when Miami lost at Buffalo. New England qualified for the playoffs 21 times in its history and 15 times under owner Robert Kraft. It marks the 11th division crown for Bill Belichick, tied with Don Shula for the most division titles since the 1970 merger. Tom Brady has now led the Patriots to 11 division titles, more than any other starting quarterback in NFL history.

Dec. 27 Four Patriots are selected to the Pro Bowl: Tom Brady, Logan Mankins, Matthew Slater and Aqib Talib. Stephen Gostkowski would also be added later.

HISTORICAL TIMELINE: 2014-15

2014

- Jan. 11 The Patriots defeat the Indianapolis Colts, 43-22, in a Divisional Playoff at Gillette Stadium, notching 40 points in a Divisional Round game for the third straight year. RB LeGarrette Blount tied a team playoff record with 166 rushing yards and set a franchise record with four touchdowns (regular season or playoffs).
- Jan.19 The Patriots lose the AFC Championship Game in Denver, 26-16, marking the team's third straight appearance in the conference title game and its second consecutive defeat.
- May 19 Ty Law is elected to the Patriots Hall of Fame by fan voting on Patriots.com.
- Oct. 5 Tom Brady becomes the sixth quarterback in NFL history to reach 50,000 passing yards in a win vs. Cincinnati.
- Nov. 2 WR Julian Edelman set a franchise record with his fourth career punt return touchdown when he returned a punt 84 yards for a touchdown in a win vs. Denver. Tom Brady passes John Elway into fifth place on the NFL's all-time passing yards list.
- Nov. 16 RB Jonas Gray amasses 201 yards rushing on 37 attempts and four rushing touchdowns in a win at Indianapolis. Gray set a new team record with four rushing touchdowns and tied the team record for most overall touchdowns in a single game. He became the first Patriots player to rush for 100 yards in each half of a game, the first player in NFL history to score his first four career rushing touchdowns in a game since 1921 and tied a single-game NFL record with 15 rushing first downs.
- Dec. 14 The Patriots clinch an AFC East record sixth consecutive division title and qualify for the playoffs for the 22nd time in team history in the win vs. Miami. It is the 16th time in 22 seasons under Robert Kraft ownership that New England has qualified for the playoffs. Bill Belichick passes Don Shula with his 12th division championship, most for a head coach since the 1970 merger.
- Dec. 21 The victory at N.Y. Jets is the 250th under Robert Kraft in 368 games, tying George Halas for the fastest an owner has reached 250 wins.
- Dec. 23 Seven Patriots are selected to the Pro Bowl: Tom Brady, Julian Edelman, Stephen Gostkowski, Rob Gronkowski, Devin McCourty, Darrelle Revis and Matthew Slater.
- Dec. 28 New England finished the 2014 regular season with a 12-4 record and the top seed in the AFC playoffs. The Patriots have earned the number one seed five times (2014, 2011, 2010, 2007, and 2003). New England's 12 wins mark the ninth time in franchise history that the Patriots have recorded 12 or more victories in the regular season, and it is the ninth time in the last 12 years that the Patriots have had at least 12 regular season wins. The Patriots have had at least 12 wins in five straight seasons dating back to 2010. The Patriots finished with a 12-4 regular season record for the third straight year.

2015

- Jan. 10 The Patriots defeat Baltimore, 35-31, in an AFC Divisional Playoff after twice facing 14-point deficits in the game (14-0 and 28-14), becoming the first team in NFL postseason history to achieve the feat. The 14-point comeback was the largest in the team's postseason history, topping the 11-point comeback in a 24-21 win at San Diego on Jan. 14, 2007. Bill Belichick passed Tom Landry for most playoff wins with 20 and Tom Brady set a new playoff record with his 46th career postseason touchdown pass.
- Jan. 18 The Patriots capture their record-tying eighth Super Bowl berth in franchise history with a 45-7 win over Indianapolis in the AFC Championship Game at Gillette Stadium. The seven Super Bowl appearances since Robert Kraft purchased the team in 1994 are most in the NFL over that span and Kraft is the first owner to have his team in seven Super Bowl.
- Feb. 1 The New England Patriots win their fourth Super Bowl in franchise history in a dramatic, 28-24 victory over the Seattle Seahawks in Super Bowl XLIX in Glendale, Ariz. Bill Belichick matches Chuck Knoll with his fourth Super Bowl victory and Tom Brady ties Joe Montana and Terry Bradshaw for most Super Bowl wins. Brady also matches Montana with his third Super Bowl MVP award while completing a Super Bowl record 37 passes while leading his team back from a 10-point deficit in the fourth quarter, the greatest fourth-quarter comeback in Super Bowl history. He threw at least three touchdown passes in all three playoff games and now owns the NFL record for touchdown passes in the postseason (53) and the Super Bowl (13). Undrafted rookie CB Malcolm Butler intercepted a Seahawks pass at the Patriots goal line with 20 seconds remaining to seal the victory for New England.



- Feb. 4 More than a million fans line the streets of Boston as the Patriots take part in a rolling rally through the city.

HISTORICAL TIMELINE: 2015-17

2015 (CONT.)

- April 2 Houston Antwine is selected to the Patriots Hall of Fame by a 10-person senior selection committee.
- May 26 Willie McGinest is elected to the Patriots Hall of Fame by fan voting on Patriots.com.
- Sept. 27 Tom Brady becomes the fourth NFL player to reach 400 career touchdowns on a 1-yard touchdown pass to WR Danny Amendola in the second quarter of a 51-17 win over the Jacksonville Jaguars.
- Nov. 15 Stephen Gostkowski sets a new team record for most field goals with two conversions in a game at the N.Y. Giants to surpass Adam Vinatieri's previous mark of 263. Gostkowski's 31-yard field goal in the second quarter ties Vinatieri and then his 54-yard game-winning field goal gives him the team record.

Nov. 15 The Patriots set a new NFL record by scoring in 32 consecutive quarters on Tom Brady's 1-yard touchdown pass to TE Scott Chandler in the first quarter of the win over the Giants. The streak will halt at 38 straight scoring quarters.

Nov. 23 The Patriots become the fourth defending Super Bowl champion to start a season 10-0, joining Green Bay (2011 – 13-0), Denver (1998 – 13-0) and San Francisco (1990 – 10-0), with a win over Buffalo. It also marks the second time New England has started a season 10-0 (2007, 16-0).

Dec. 13 Rob Gronkowski eclipses 1,000 yards receiving and 10-plus touchdowns for the third time in his career in the win over Houston, becoming the only tight end in NFL history with three 1,000-yard and double-digit TD seasons.

Dec. 20 With a win at home over Tennessee, the Patriots won the AFC East for seven consecutive seasons, joining the Los Angeles Rams (1973-79) as the only teams to win seven consecutive division titles.

2016

Jan. 16 New England defeats Kansas City at Gillette Stadium in an AFC Divisional Playoff to advance to the AFC Championship Game for the fifth straight season. The Patriots join Oakland (1973-77) as the only other team to reach five consecutive conference title games.

May 18 Kevin Faulk is elected to the Patriots Hall of Fame by fan voting on Patriots.com.

Oct. 30 Rob Gronkowski passes Stanley Morgan to become the Patriots all-time leader in touchdowns scored with his 53-yard second quarter score in the 41-25 win at Buffalo for his 69th touchdown overall and 68th touchdown receiving.

Nov. 27 Tom Brady becomes just the fifth quarterback in NFL history to reach 60,000 passing yards on an 18-yard second quarter completion to Julian Edelman in the Patriots 22-17 victory over the New York Jets.

Dec. 3 The Kraft family welcomes the members of the 2001 Super Bowl XXXVI championship-winning team in a weekend-long special celebration of the 15-year anniversary of the organization's first league title.

2016 (CONT.)

Dec. 4 Tom Brady becomes the NFL's all-time winningest quarterback (regular season and postseason) with his 201st victory in a 26-10 win over the Los Angeles Rams at Gillette Stadium.

Dec. 18 The Patriots clinch their eighth straight AFC East division title with a 16-3 win at Denver, surpassing the Los Angeles Rams seven straight from 1973-1979 as the NFL record for consecutive division titles.

2017

Jan. 1 With a 35-14 win over the Miami Dolphins the Patriots join the San Francisco 49ers (3 times) as the only NFL team with two 8-0 undefeated road seasons (2007,2016).

Jan. 14 The Patriots advance to their NFL-record sixth straight AFC Championship game with their 34-16 Divisional Playoff victory over the Houston Texans, setting a new mark for consecutive championship game appearances by a team.

Jan. 22 The Patriots advance to their NFL-record ninth Super Bowl overall and eighth appearance under the ownership of Robert Kraft with a 36-7 victory over the Pittsburgh Steelers in the AFC Championship game at Gillette Stadium. Head coach Bill Belichick captures his seventh conference championship, the most by a head coach in the Super Bowl era.

Feb. 5 The Patriots complete the biggest comeback in Super Bowl history with their 34-28 overtime victory over the Atlanta Falcons in Super Bowl LI in Houston, Texas.



Down 25 points with less than nine minutes to play in the third quarter, the Patriots rallied to score 31 unanswered points on five of their final six offensive drives to claim the victory. The organization's fifth Super Bowl title is tied for second-most in league history, while Bill Belichick becomes the first head coach to win five Super Bowl titles. Tom Brady surpasses Joe Montana as the only player with four Super Bowl MVP awards and sets three Super Bowl records with most passes in a game (62), most completions (43) and most passing yards (466). Brady also becomes the only quarterback in NFL history to win five Super Bowls and ties Hall of Fame defensive lineman Charles Haley as the only players to play on five Super Bowl-winning teams.



HISTORICAL TIMELINE: 2017-18

2017 (CONT.)

- Feb. 7 More than one million fans line the streets of Boston as the Patriots enjoy their fifth rolling rally through the city to celebrate their fifth Super Bowl title.
- May 22 Raymond Clayborn is elected to the Patriots Hall of Fame by fan voting on Patriots.com.
- Sept. 17 Tom Brady throws for 447 yards and three touchdowns in a Week 2 win over the New Orleans Saints, earning his 28th Player of the Week honor for his efforts, which surpassed Peyton Manning for the most such awards all time.
- Oct. 1 With a 43-yard reception in the second quarter vs. Carolina, Rob Gronkowski surpasses Wes Welker for the most receiving yards from Tom Brady with 6,338 yards in his career.
- Oct. 15 With a 24-17 victory over the New York Jets, Tom Brady surpassed Peyton Manning and Brett Favre (186) for the most regular season wins by a starting quarterback in NFL history with his 187th victory.
- Nov. 12 With a 41-16 victory over the Denver Broncos at Sports Authority Field, Tom Brady earns his 86th career road victory, breaking a tie with Peyton Manning for the most such wins by a quarterback in NFL history.
- Nov. 12 The Patriots play in their third game on foreign soil as part of the NFL's International Series in front of 77,000 fans at Mexico City's historic Estadio Azteca. The Patriots improve to 3-0 on international soil with a 33-8 win over the Oakland Raiders.
- Nov. 12 With a 33-8 victory over the Oakland Raiders in Mexico City, Bill Belichick earns his 271st career victory as a head coach and passes Tom Landry for sole possession of third place all-time, trailing only George Halas and Don Shula.
- Nov. 12 Stephen Gostkowski sets a new franchise record with a 62-yard field goal at the end of the second quarter of the victory over the Oakland Raiders in Mexico City.
- Dec. 31 The Patriots defeat the New York Jets 26-6 in the season finale and earn the top seed in the AFC playoffs for the seventh time in franchise history, extending their NFL record of most top seeds earned since the current playoff format was instituted in 1990.

2018

- Jan. 13 The Patriots defeated the Tennessee Titans 35-14 in the Divisional round to set a new NFL record of seven straight seasons of playoff advancement, surpassing the Dallas Cowboys' previous record of six (1991-96).
- Jan. 21 Down 10 points in the fourth quarter, Tom Brady led two fourth quarter scoring drives - both capped by touchdown receptions from Danny Amendola - to give the Patriots a 24-20 victory in the AFC Championship game over the Jacksonville Jaguars. The win clinched the organization's NFL-record 10th Super Bowl berth and the ninth appearance since Robert Kraft purchased the team in 1994.

2018 (CONT.)

- Feb. 3 Tom Brady is named the Associated Press NFL Most Valuable Player for the third time in his career.
- Feb. 4 The Patriots make their NFL-record 10th Super Bowl appearance and the ninth under Robert Kraft's ownership but ultimately fall to the Philadelphia Eagles 41-33 in Super Bowl LII. The team set several Super Bowl records amidst a prolific offensive performance. The 613 yards of overall offense are the most in Super Bowl history, while Tom Brady's 505 yards passing set a new Super Bowl record, surpassing his record-setting 466-yard performance the year before in Super Bowl LI vs. Atlanta. The Patriots also become the first team in Super Bowl history to have three receivers with 100-plus yards when Danny Amendola (152), Chris Hogan (128) and Rob Gronkowski (116) all surpass the century mark.
- May 16 Matt Light is elected to the Patriots Hall of Fame by fan voting on Patriots.com.
- Sept. 30 Robert Kraft won his 300th game overall as owner of the New England Patriots vs. Miami. Mr. Kraft reached the milestone in his 25th NFL season and in his 432nd game, the fastest an owner has reached the milestone. Al Davis of Oakland accomplished the feat in 495 games (31 seasons) while Pat Bowlen of Denver reached 300 career wins in 501 games (30 seasons).
- Oct. 14 The Patriots victory over Kansas City was their 218th win since 2000. New England moved past the San Francisco 49ers (217 wins - 1980s-90s) for the most regular season wins over two consecutive decades.
- Nov. 25 The Patriots win at the N.Y. Jets put the team at 8-3 and secured a record of .500 or better for the 18th straight season, behind only Dallas, who had 21 straight seasons at .500 or better.
- Dec. 2 The win vs. Minnesota moved the team to 9-3 and guaranteed a plus-.500 record for an 18th consecutive season, the most consecutive winning seasons since the 1970 merger.
- Dec. 23 A win over the Buffalo Bills secured a Patriots playoff berth for an NFL-record 10th consecutive season and extended their NFL record with a 10th straight division title. New England joined the Atlanta Braves (14) as the only franchise from the NFL, NBA, NFL or NHL to win at least 10 consecutive division championships. The victory was also the team's 10th of the season, tying San Francisco (1983-98) for most consecutive seasons with at least 10 wins with 16.

HISTORICAL TIMELINE: 2019-20

2019

- Jan. 13 New England captured a 41-28 AFC Divisional Playoff victory over the Los Angeles Chargers, extending NFL records by advancing in the postseason for the eight consecutive season and qualifying for an eight straight conference championship game. The Patriots also tied an NFL record by winning their 16th Divisional Playoff game and set a new NFL record with their 127th overall win in a decade.
- Jan. 20 The Patriots defeat Kansas City, 37-31, in overtime to advance to an NFL -record 11th Super Bowl (10th under Robert Kraft) and joined Miami (3) and Buffalo (4) as the only NFL teams to reach three consecutive Super Bowls. The victory also marked the franchise's 36th postseason win, tying Pittsburgh for most playoff wins all-time.
- Feb. 3 In a rematch of Super Bowl XXXVI 17 years to the day, the Patriots defeat the Rams, 13-3, to capture the club's sixth Super Bowl, tying Pittsburgh for most Super Bowls in NFL history. The Patriots also won their 37th playoff game, moving past the Steelers for most postseason wins in NFL history. Bill Belichick joined George Halas and Curly Lambeau as the only NFL coaches to win six NFL championships and Tom Brady broke a tie with Charles Haley as the only player to play on six Super Bowl-winning teams. He also passed Adam Vinatieri with his 237th victory overall, the most in NFL history. Julian Edelman notches 10 receptions for 141 yards and becomes the first wide receiver since Antonio Holmes (Super Bowl XLIII) to win the Super Bowl's Most Valuable Player Award.
- April 4 Leon Gray is selected to the Patriots Hall of Fame by a 10-person senior selection committee.
- May 6 Rodney Harrison is elected to the Patriots Hall of Fame by fan voting on Patriots.com.
- Sept. 22 With a 30-14 victory over the New York Jets at Gillette Stadium, New England claims its 116th regular season win of the decade, moving out of a tie with Indianapolis for most regular season wins in a decade. The Patriots would finish the decade with 125 regular season wins total.
- Oct. 10 In a win over the Giants at home, Tom Brady moved past Peyton Manning (71,940) into second place for most career regular season passing yards.
- Oct. 27 The 27-13 win over Cleveland at home gives the Patriots an 8-0 record and a .500 or better record for a 19th consecutive season, second all-time behind the 21 by Dallas (1965-85). Bill Belichick becomes the third NFL coach to reach 300 career victories, joining Don Shula and George Halas as the only NFL head coaches to achieve the feat. Belichick achieved the feat in 434 games, faster than Shula (445 games) and Halas (455 games).



2019 (CONT.)

- Nov. 3 With his 558th career reception, Julian Edelman passes Troy Brown into second place on the Patriots all-time receptions list.
- Nov. 17 A 17-10 win over the Eagles in Philadelphia guarantees New England a winning record for the 34th season overall and the 19th straight. Pittsburgh is first with 37 winning seasons overall and Dallas went 20 straight seasons with a winning record from 1966-85.
- Nov. 24 The Patriots defeat the Cowboys for their 17th consecutive season with at least 10 wins, moving past San Francisco's 16 (1983-98) for most consecutive seasons with at least 10 wins.
- Dec. 17 Matthew Slater earns his eighth career Pro Bowl selection as a special teams player. Slater's eighth Pro Bowl nod surpasses Steve Tasker (1987, 90-95) for most Pro Bowl honors as a special teams player in NFL history.
- Dec. 21 A victory over the Buffalo Bills at Gillette Stadium secured a Patriots playoff berth to extend their NFL-record to 11 consecutive seasons and extended their NFL record with an 11th straight division title.
- Dec. 29 In the regular season finale vs. Miami, Tom Brady moved past Peyton Manning (539) into second place in NFL history with 541 career regular season touchdown passes.

2020

- Feb. 1 Stephon Gilmore is named 2019 AP NFL Defensive Player of the Year, the first Patriot to ever win the award. He becomes the first defensive back to win the award since 2010 and only the sixth overall.
- April 20 The Patriots unveil new uniforms for the 2020 season. The blue home uniforms are mostly identical to the "Color Rush" navy-on-navy uniforms that debuted in 2016. The away trip uniform is white and complementary to the blue home uniform with strong red and blue stripes on the shoulders and blue numbers outlined in silver and red.
- May 11 Richard Seymour is elected to the Patriots Hall of Fame by fan voting on Patriots.com.
- Dec. 6 In a 45-0 win over the L.A. Chargers, the Patriots became the sixth team in NFL history with both a punt returned for a touchdown and a blocked field goal returned for a touchdown in the same game.

HISTORICAL TIMELINE: 2021-24

2021

- April 29 The Patriots draft QB Mac Jones from Alabama with the 15th pick overall in the 2021 NFL Draft. He is the highest drafted offensive player in the Bill Belichick era.
- Nov. 14 The Patriots played in their 1,000 game in franchise history in a 45-7 win vs. Cleveland at Gillette Stadium.
- Dec. 6 The Patriots traveled to the Buffalo Bills for a Monday Night Football game in cold and windy conditions and prevailed, 14-10, for their seventh straight win of the season after starting the season with a 2-4 record.
- Dec. 22 J.C. Jackson, Matthew Judon and Matthew Slater were selected to the Pro Bowl. Rookie QB Mac Jones was added to the Pro Bowl roster following the regular season.

2022

- Jan. 1 The Patriots beat Jacksonville Jaguars, 50-10, and clinched a postseason berth with the victory.
- Jan. 14 The Patriots faced a rematch at Buffalo in the first round of the playoffs when their season ended with a 47-17 defeat.
- Feb. 10 Richard Seymour is elected to the Pro Football Hall of Fame.
- May 17 Vince Wilfork is elected to the Patriots Hall of Fame by fan voting on Patriots.com.
- Sept. 18 Robert Kraft celebrates his 500th game as owner of the Patriots with a 17-10 win at Pittsburgh.
- Dec. 1 Devin McCourty played and started in his 200th career game vs. Buffalo to become one of only 90 NFL players to start 200 career games.
- Dec. 24 Rookie DB Marcus Jones returned an interception 69 yards for a touchdown vs. Cincinnati. He scored on a punt return for a touchdown, a touchdown reception and an interception returned for a touchdown to become the fourth player in NFL history to do so, joining Frank Bacon (1920), Bill Dudley (1947) and Tommy Harmon (1947). Jones returned a punt 84 yards for a touchdown vs. the New York Jets on Nov. 20 and scored on a 48-yard touchdown pass vs. Buffalo on Dec 1 in addition to the pick-six against the Bengals. The only other player in the Super Bowl era to score a 40-plus touchdown in each of those ways in their entire career is Deion Sanders.

2023

- Jan. 13 DB Marcus Jones was selected as a first-team All-Pro as a punt returner, becoming the first Patriots rookie to earn first-team All-Pro honors.
- March 10 Devin McCourty announced his retirement, concluding 13 seasons with the New England Patriots after originally joining the team as a first-round

draft pick (27th overall) in the 2010 NFL Draft out of Rutgers. McCourty played the most defensive snaps across the league since entering the NFL in 2010 with 12,506 and had the most interceptions with 35 during that time. The 12-time team captain and three-time Super Bowl champion started all 205 regular season games he played in for the Patriots.

- April 6 Long time assistant coach Dante Scarnecchia was announced by Robert Kraft as a contributor to the Patriots Hall of Fame.
- May 3 Former LB Mike Vrabel is elected to the Patriots Hall of Fame by fan voting on Patriots.com.
- Sept. 10 During a special halftime ceremony during the 2023 season-opener vs. Philadelphia, Robert Kraft honors Tom Brady and announces that Brady will be inducted into the Patriots Hall of Fame in a special ceremony set for June 12, 2024 at Gillette Stadium.
- Sept. 28 CB Christian Gonzalez was named the Defensive Rookie of the Month for September by the National Football League. Gonzalez is the fifth Patriots player to win a rookie of the month honor and the third defensive player to earn the award. Gonzalez joins GB Mac Jones (November 2021), DE Chandler Jones (September 2012), LB Jerod Mayo (October 2008) and WR Deion Branch (September 2002).
- Nov. 12 The Patriots play the Indianapolis Colts in their first home game played outside the country in Frankfurt, Germany.

2024

- Jan. 11 The New England Patriots and Bill Belichick mutually agreed to part ways, concluding his 24-year tenure as head coach of the Patriots. In 24 seasons with New England, Belichick delivered six Super Bowl titles, nine conference championships, 17 division crowns (with 2002 and 2008 lost on tie-breakers), including 11 consecutive division titles and 30 playoff victories.
- Jan. 12 The Patriots announce that a press conference will be held to name Jerod Mayo the 15th head coach in team history.
- Jan. 17 Jerod Mayo was introduced to the media in a press conference in the G-P Atrium at Gillette Stadium.
- Feb. 20 Matthew Slater announced his retirement following a 16-year career that produced 10 Pro Bowls and three Super Bowl titles.
- June 12 In front of 60,000 fans, over a hundred of his former teammates and his family, Tom Brady celebrated his Patriots Hall of Fame Induction at Gillette Stadium. Robert Kraft announced plans to retire Brady's No. 12 jersey and also plans to build a 12-foot bronze statue of Brady outside of the Patriots Hall of Fame.

RON BURTON COMMUNITY SERVICE AWARD

In 2003, Patriots owner Robert Kraft established the annual New England Patriots Ron Burton Community Service Award. The honor recognizes the Patriots player who most embodies the qualities of Burton, who was the first player drafted by the team in 1960 and was known for his commitment to the community and helping others. The award is given annually at the New England Patriots Premiere, and the recipient is honored on a permanent trophy that resides in the Patriots Football Operations area.



Jonathan Jones was presented the 2023 Ron Burton Community Service Award at the New England Patriots Premiere.

RON BURTON AWARD WINNERS

2003..... Joe Andruzzi	2013..... Matthew Slater
2004..... Troy Brown	2014..... Devin McCourty
2005..... Matt Light	2015..... Nate Solder
2006..... Jarvis Green	2016..... Rob Gronkowski
2007..... Ty Warren	2017..... Jordan Richards
2008..... Larry Izzo	2018..... Joe Cardona
2009..... Kevin Faulk	2019..... Kyle Van Noy
2010..... Vince Wilfork	2020..... David Andrews
2011..... Jerod Mayo	2021..... Lawrence Guy
2012..... Zoltan Mesko	2022..... Deatrich Wise Jr.
	2023..... Jonathan Jones



PATRIOTS HOME FIELD

Regular Season Records Only



GILLETTE STADIUM
2002-PRESENT

135-42-0 (.763)



FOXBORO STADIUM
1971-2001

133-104-0 (.561)

Foxboro Stadium also known as Schaefer Stadium (1971-82) and Sullivan Stadium (1983-89)



HARVARD STADIUM
1962, 1970

2-6-0 (.250)



B.C. ALUMNI STADIUM
1963, 1967, 1969

5-5-0 (.500)



**BUCKY'S
FENWAY PARK**
1963-68

15-17-5 (.473)



BOSTON UNIVERSITY FIELD
1960-62

12-7-1 (.625)

Year	Home Field	Home Record	Overall Record
1960	Boston University Field	3-4-0	5-9-0
1961	Boston University Field	4-2-1	9-4-1
1962	Harvard Stadium	1-0-0	1-0-0
	Boston University Field	5-1-0	9-4-1
1963	B.C. Alumni Stadium	1-0-0	1-0-0
	Fenway Park	4-1-1	7-6-1
1964	Fenway Park	3-2-1	10-3-1
	B.C. Alumni Stadium	1-0-0	1-0-0
1965	Fenway Park	1-4-2	4-8-2
1966	Fenway Park	4-2-1	8-4-2
1967	B.C. Alumni Stadium	1-0-0	1-0-0
	Fenway Park	1-4-0	3-10-1
1968*	Legion Field, Birmingham	0-1-0	0-1-0
	Fenway Park	2-4-0	4-10-0
1969	B.C. Alumni Stadium	2-5-0	4-10-0
1970	Harvard Stadium	1-6-0	2-12-0
1971	Schaefer Stadium	5-2-0	6-8-0
1972	Schaefer Stadium	2-5-0	3-11-0
1973	Schaefer Stadium	3-4-0	5-9-0
1974	Schaefer Stadium	3-4-0	7-7-0
1975	Schaefer Stadium	2-5-0	3-11-0
1976	Schaefer Stadium	6-1-0	11-3-0
1977	Schaefer Stadium	6-1-0	9-5-0
1978	Schaefer Stadium	5-3-0	11-5-0
1979	Schaefer Stadium	6-2-0	9-7-0
1980	Schaefer Stadium	6-2-0	10-6-0
1981	Schaefer Stadium	2-6-0	2-14-0
1982	Schaefer Stadium	3-1-0	5-4-0
1983	Sullivan Stadium	5-3-0	8-8-0
1984	Sullivan Stadium	5-3-0	9-7-0
1985	Sullivan Stadium	7-1-0	11-5-0
1986	Sullivan Stadium	4-4-0	11-5-0
1987	Sullivan Stadium	5-3-0	8-7-0
1988	Sullivan Stadium	7-1-0	9-7-0
1989	Sullivan Stadium	3-5-0	5-11-0
1990	Foxboro Stadium	0-8-0	1-15-0
1991	Foxboro Stadium	4-4-0	6-10-0
1992	Foxboro Stadium	1-7-0	2-14-0
1993	Foxboro Stadium	3-5-0	5-11-0
1994	Foxboro Stadium	5-3-0	10-6-0
1995	Foxboro Stadium	3-5-0	6-10-0
1996	Foxboro Stadium	6-2-0	11-5-0
1997	Foxboro Stadium	6-2-0	10-6-0
1998	Foxboro Stadium	6-2-0	9-7-0
1999	Foxboro Stadium	5-3-0	8-8-0
2000	Foxboro Stadium	3-5-0	5-11-0
2001	Foxboro Stadium	6-2-0	11-5-0
2002	Gillette Stadium	5-3-0	9-7-0
2003	Gillette Stadium	8-0-0	14-2-0
2004	Gillette Stadium	8-0-0	14-2-0
2005	Gillette Stadium	5-3-0	10-6-0
2006	Gillette Stadium	5-3-0	12-4-0
2007	Gillette Stadium	8-0-0	16-0-0
2008	Gillette Stadium	5-3-0	11-5-0
2009	Gillette Stadium	8-0-0	10-6-0
2010	Gillette Stadium	8-0-0	14-2-0
2011	Gillette Stadium	7-1-0	13-3-0
2012	Gillette Stadium	6-2-0	12-4-0
2013	Gillette Stadium	8-0-0	12-4-0
2014	Gillette Stadium	7-1-0	12-4-0
2015	Gillette Stadium	7-1-0	12-4-0
2016	Gillette Stadium	6-2-0	14-2-0
2017	Gillette Stadium	6-2-0	13-3-0
2018	Gillette Stadium	8-0-0	11-5-0
2019	Gillette Stadium	6-2-0	12-4-0
2020	Gillette Stadium	5-3-0	7-9-0
2021	Gillette Stadium	4-5-0	10-7-0
2022	Gillette Stadium	4-4-0	8-9-0
2023	Gillette Stadium	1-7-0	1-7-0
	Frankfurt Stadium	0-1-0	4-13-0
TOTALS		302-183-6	541-433-9

*Notes one home game played in Birmingham, AL on Sept. 22, 1968 vs. N.Y. Jets and a 2023 home game on Nov. 12 was played in Frankfurt, Germany.

HISTORY

PATRIOTS ALL-TIME ROSTER

Editor's Note: This list includes all players who have participated in at least one game for the Patriots or have accrued at least one season of veteran status with the team or were on the 53-man roster for at least one game. (*Notes incomplete information for games started.)

- A -

Name	Pos.	#	College	Years	GP	GS
Abdullah, Rabih	RB	27	Lehigh	2004	9	0
Abrams, Bobby	LB	50	Michigan	1995	9	1
Acks, Ron	LB	51	Illinois	1972-73	28	27
Adams, Bob	TE	80	Pacific	1973-74	24	12
Adams, George	RB	33	Kentucky	1990-91	18	8
Adams, Julius	DE	69, 85	Texas Southern	1971-85, 87	206	90
Adams, Philip	DB	26	South Carolina State	2011	6	0
Adams, Sam	OG	61	Prairie View	1972-80	119	90
Adams, Titus	DL	62	Nebraska	2009	2	0
Addington, Tucker	LS	46	Sam Houston State	2022	3	0
Addison, Tom	LB	53	South Carolina	1960-67	14	11*
Agnew, Ray	DE	92	North Carolina State	1990-94	66	37
Agholor, Nelson	WR	15	Southern California	2021-22	31	20
Aiken, Danny	LS	48	Virginia	2011-14	63	0
Aiken, Kamar	WR	16	Central Florida	2012	1	0
Aiken, Sam	WR	88	North Carolina	2008-09	28	9
Akbar, Hakim	S	29	Washington	2001	6	0
Akins, Chris	S	34	Arkansas-Pine Bluff	2003	12	0
Alexander, Eric	LB	49, 52	Louisiana State	2004-09	45	0
Alexander, Rogers	LB	91	Penn State	1987	3	2
Allard, Don	QB	12	Boston College	1962	4	NA
Allen, Beau	DL	94	Wisconsin	2020	0	0
Allen, Dwayne	TE	83	Clemson	2017-18	29	16
Allen, Marvin	RB	39	Tulane	1988-91	37	3
Allen, Ryan	P	6	Louisiana Tech	2013-18	96	0
Allen, Terry	RB	22	Clemson	1999	16	13
Allen, Will	CB	26	Syracuse	2012	0	0
Amendola, Danny	WR	80	Texas Tech	2013-17	69	29
Anderson, Calvin	OL	76	Texas	2023	5	2
Andrews, David	C	60	Georgia	2015-23	120	117
Andrews, Darren	WR	16	UCLA	2018	0	0
Andrews, Jake	OL	67	Troy	2023	16	1
Andrews, Willie	DB	23	Baylor	2006-07	30	0
Andersen, Jason	C	67	BYU	1998-2000	18	0
Anderson, Bob	RB	33	Colorado	1975	5	0
Anderson, Darren	CB	25	Toledo	1992	1	0
Anderson, Henry	DL	94	Stanford	2021	4	0
Anderson, Mark	DE	95	Alabama	2011	16	1
Anderson, Ralph	S	49	West Texas State	1973	13	11
Anderson, Stephen	TE	80	California	2018	0	0
Andruzzi, Joe	G	63	Southern Connecticut State	2000-04	72	72
Antrun, Glenn	WR	48	Connecticut	1989	1	0
Antwine, Houston	DT	65	Southern Illinois	1961-71	142	58
Armstrong, Bruce	OT	78	Louisville	1987-2000	212	212
Arrington, Kyle	CB	27, 24, 25	Hofstra	2009-14	86	56
Arthur, Mike	C	65	Texas A&M	1993-94	44	38
Ashton, Josh	RB	31	Tulsa	1972-74	38	20
Ashworth, Tom	OT	68	Colorado	2002-05	37	30
Asiasi, Devin	TE	86	UCLA	2020-21	10	3
Atchason, Jack	OE	85	Western Illinois	1960	1	0
Atessis, Bill	DE	73	Texas	1971	5	0
Atkinson, Ricky	DB	22, 37	S. Connecticut State	1987	1	0
Austin, Alex	DB	28	Oregon State	2023	5	1
Avezzano, Joe	OC	50	Florida State	1966	3	1
Ayers, Akeem	LB	55	UCLA	2014	9	4
Ayi, Kole	LB	99	Massachusetts	2001	1	0

PATRIOTS ALL-TIME ROSTER

- B -

Name	Pos.	#	College	Years	GP	GS
Baab, Mike	C	68	Texas	1988-89	31	28
Bademosi, Johnson	CB	29	Stanford	2017	16	3
Bahr, Matt	K	3	Penn State	1993-95	32	0
Bailey, Bill	RB	37	Cincinnati	1969	2	0
Bailey, Jake	P	7	Stanford	2019-22	58	0
Bailey, Rodney	DL	96	Ohio State	2004	0	0
Bain, Bill	OT	62	Southern Cal.	1986	3	0
Baker, Chris	TE	86	Michigan State	2009	16	7
Baker, Melvin	WR	83	Texas Southern	1975	1	0
Baker, Rashad	S	32	Tennessee	2006-07	13	0
Baldinger, Rich	OL	74	Wake Forest	1993	15	15
Ballard, Jake	TE	88	Ohio State	2012	0	0
Ballou, Mike	LB	51	UCLA	1970	14	4
Banks, Willie	G	78	Alcorn A&M	1973	13	1
Banta-Cain, Tully	LB	48, 95	California	2003-06, 09-10	85	21
Barber, Kantry	FB	46	West Virginia	1996	0	0
Baringer, Bryce	P	17	Michigan State	2023	17	0
Barker, Chris	OL	64	Nevada	2013-15	6	0
Barker, Jay	QB	7	Alabama	1995	0	0
Barmore, Christian	DL	90	Alabama	2021-23	44	11
Barnard, Brooks	P	8	Maryland	2003	1	0
Barner, Kenjon	RB	38	Oregon	2018	5	0
Barnes, Bruce	P	3	UCLA	1973-74	23	0
Barnes, Pete	LB	59	Southern University	1976-77	25	18
Barnes, Rodrigo	LB	59	Rice	1974-75	6	0
Barker, Jay	QB	7	Alabama	1995	0	0
Barnard, Brooks	P	8	Maryland	2003	1	0
Barner, Kenjon	RB	38	Oregon	2018	5	0
Barnes, Bruce	P	3	UCLA	1973-74	23	0
Barnes, Pete	LB	59	Southern University	1976-77	25	18
Barnes, Rodrigo	LB	59	Rice	1974-75	6	0
Barnett, Harlon	S	42	Michigan State	1993-94	30	28
Barnett, Troy	DE	98	North Carolina	1994-95	31	15
Barrett, Josh	S	30	Arizona State	2010-12	5	4
Bartrum, Mike	TE	86	Marshall	1996-99	57	0
Baty, Greg	TE	48, 85	Stanford	1986-87	21	7
Baumann, Charlie	K	8	West Virginia	1991-92	25	0
Bausby, De'Vante	DB	13	Pittsburgh State	2021	1	0*
Bavaro, David	LB	52	Syracuse	1993-94	21	5
Baxter, Fred	TE	49, 84	Auburn	2002-03	13	0
Beach, Walter	DB	26, 41	Central Michigan	1960-61	18	NA
Beadles, Terrance	G	75	Arkansas Pine Bluff	2000	0	0
Beaudoin, Doug	S	27	Minnesota	1976-79	35	20
Beauharnais, Steve	LB	58	Rutgers	2013	2	0
Beer, Tom	TE	82	Houston	1970-72	42	12
Beisel, Monty	LB	52	Kansas State	2005	15	6
Bell, Bill	K	8	Kansas	1973	3	0
Bellino, Joe	RB	27	Navy	1965-67	35	1*
Benenoch, Caleb	OL	63, 65	UCLA	2019, 20	0	0
Bennett, Martellus	TE	88	Texas A&M	2016, 17	18	12
Bennett, Michael	DL	77	Texas A&M	2019	6	1
Bennett, Phil	LB	52	Miami (Fla.)	1960	2	NA
Benson, Mike	WR	86	S. Connecticut State	1987	0	0
Benson, Thomas	LB	53	Oklahoma	1988	12	0
Bentley, Ja'Whaun	LB	51, 8	Purdue	2018-23	81	66
Benzinger, John	OL	67	Massachusetts	1987	1	0
Bequette, Jake	DE	92	Arkansas	2012-13	8	0
Berger, Ron	DE	88	Wayne State	1969-72	42	23
Berrios, Braxton	WR	14	Miami (Fla.)	2018	0	0
Berry, Rashod	TE/DE	43	Ohio State	2020	3	0
Bethel, Justin	DB	29	Presbyterian	2019-21	42	0
Beverly, Randy	DB	27	Colorado State	1970-71	20	3
Bianchini, Frank	RB	30	Hofstra	1987	1	0
Billups, Terry	CB	23	North Carolina	1999	2	1

HISTORY

PATRIOTS ALL-TIME ROSTER

NAME	POS.	#	COLLEGE	YEARS	GP	GS
Biscaha, Joe	OE	34	Richmond.....	1960.....	1	0
Bishop, Michael	QB	7	Kansas State.....	1999-2000.....	8	0
Bishop, Richard	NT	64	Louisville.....	1976-81.....	85	51
Bjornson, Eric	TE	86	Washington.....	2000.....	8	6
Black, Mel	LB	51, 94	Eastern Illinois.....	1986-87.....	6	2
Blackmon, Don	LB	55	Tulsa.....	1981-87.....	89	72
Blahak, Joe	CB	21	Nebraska.....	1976.....	2	0
Blanchard, Dick	LB	49	Tulsa.....	1972.....	14	1
Blanks, Sid	RB	22	Texas A&I.....	1969-70.....	28	0
Bledsoe, Drew	QB	11	Washington State.....	1993-2001.....	124	123
Bledsoe, Joshuah	S	24	Missouri.....	2021-24.....	4	0
Bleier, Bob	QB	10	Richmond.....	1987.....	3	2
Blount, LeGarrette	RB	29	Oregon.....	2013, 14-16.....	49	22
Board, Chris	LB	45	North Dakota State.....	2023.....	17	0
Bodden, Leigh	CB	23	Duquesne.....	2009-11.....	20	15
Bolden, Brandon	RB	38, 25	Mississippi.....	2012-17, 19, 21.....	115	9
Bolden, Isaiah	CB	29	Jackson State.....	2023.....	0	0
Bolton, Ron	DB	27	Norfolk State.....	1972-75.....	55	46
Borders, Breon	CB	35	Duke.....	2023.....	0	0
Bostic, Jonathan	LB	58	Florida.....	2015.....	11	1
Boudreaux, Jim	DE	64	Louisiana Tech.....	1966-68.....	12	0*
Bourne, Kendrick	WR	84	Eastern Washington.....	2021-23.....	41	12
Boutte, Kayshon	WR	80	Louisiana State.....	2023.....	5	0
Bowden, Andre	LB	51	Fayetteville State.....	1995.....	0	0
Bowden Jr., Lynn	WR	86	Kentucky.....	2022.....	1	0
Bower, Tashawn	DL	96	LSU.....	2020-21.....	9	3
Bowman, Jim	S	28	Central Michigan.....	1985-89.....	73	12
Boyce, Josh	WR	82	Texas Christian.....	2013-14.....	10	3
Boyd, Greg	S	29	Arizona.....	1973.....	2	0
Boyd, Greg	DE	65	San Diego State.....	1977-78.....	23	0
Brace, Ron	DL	92, 97	Boston College.....	2009-12.....	39	7
Bradshaw, Morris	WR	88	Ohio State.....	1982.....	8	5
Brady, Kyle	TE	88	Penn State.....	2007.....	14	9
Brady, Tom	QB	12	Michigan.....	2000-19.....	285	283
Bramlett, John	LB	57	Memphis State.....	1969-70.....	24	23
Branch, Alan	DL	97	Michigan.....	2014-17.....	52	39
Branch, Deion	WR	83, 84	Louisville.....	2002-05, 10-12.....	89	71
Brigance, O.J.	LB	59	Rice.....	2002.....	1	0
Brisby, Vincent	WR	82	NE Louisiana.....	1993-99.....	83	46
Briscoe, Marlin	WR	88	Nebraska-Omaha.....	1976.....	14	5
Brissett, Jacoby	QB	7	North Carolina State.....	2016.....	3	2
Britt, Kenny	WR	85	Rutgers.....	2017.....	3	0
Britt, Wesley	T	65	Alabama.....	2006-08.....	16	2
Brock, Pete	C	58	Colorado.....	1976-87.....	154	88
Brooks, Terrence	DB	25	Florida State.....	2019-20.....	29	2
Brown, Antonio	WR	17	Central Michigan.....	2019.....	1	0
Brown, Barry	TE/LB	66	Florida.....	1969-70.....	21	13
Brown, Bill E.	LB	54	Syracuse.....	1960.....	14	NA
Brown, Chad	LB	98	Colorado.....	2005, 07.....	17	5
Brown, Corwin	S	30	Michigan.....	1993-96.....	61	14
Brown, Kareem	DL	95	Miami (Fla.).....	2007.....	0	0
Brown, Malcom	DL	90	Texas.....	2015-18.....	60	51
Brown, Monty	LB	93	Ferris State.....	1996.....	11	7
Brown, Pharaoh	TE	86	Oregon.....	2023.....	17	11
Brown, Preston	WR	81	Vanderbilt.....	1980-82.....	14	4
Brown, Roger	S	47	Virginia Tech.....	1992.....	16	2
Brown, Sergio	S	38, 31	Notre Dame.....	2010-11.....	26	3
Brown, Sidney	CB	21	Oklahoma.....	1978.....	16	0
Brown, Tarell	CB	25	Texas.....	2015.....	3	2
Brown, Trent	OL	77	Florida.....	2018, 21-23.....	53	49
Brown, Troy	WR	80, 86	Marshall.....	1993-2007.....	192	70
Brown, Vincent	LB	59	Mississippi Valley St.....	1988-95.....	123	103
Brown, Wilbert	G	60	Houston.....	2003.....	2	0
Browner, Brandon	CB	39	Oregon St.....	2014.....	9	9
Browning, Dave	DE	74	Washington.....	1983.....	12	0
Brune, Fred	DB	33	Ohio State.....	1960-62.....	28	NA
Bruschi, Tedy	LB	54	Arizona.....	1996-2008.....	189	139

PATRIOTS ALL-TIME ROSTER

NAME	POS.	#	COLLEGE	YEARS	GP	GS
Bryant, Hubie	WR	84	Minnesota	1971-72	12	2
Bryant, Myles	DB	41, 27	Washington	2020-23	55	17
Buben, Mark	DL	63	Tufts	1979, 1981	32	4
Buchanan, Michael	DL	99	Illinois	2013-14	18	0
Buckley, Terrell	CB	27, 22	Florida State	2001-02	31	3
Bugenhagen, Gary	OT/G	67	Syracuse	1969-70	10	6
Buoniconiti, Nick	LB	85	Notre Dame	1962-68	91	20*
Burgess, Derrick	LB	53	Mississippi	2009	16	6
Burgess, Prescott	LB	93	Michigan	2009	0	0
Burke, John	TE	85	Virginia Tech	1994-96	43	12
Burkhead, Rex	RB	34	Nebraska	2017-20	41	8
Burks, Steve	WR	82	Arkansas State	1975-77	34	1
Burton, Ron	RB	22	Northwestern	1960-65	69	41
Bussey, George	OL	66	Louisville	2009	0	0
Butler, Adam	DL	70	Vanderbilt	2017-20	63	12
Butler, Darius	CB	28	Connecticut	2009-10	29	8
Butler, Malcolm	CB	21	West Alabama	2014-17	59	48
Butts, Marion	RB	44	Florida State	1994	16	15
Byars, Keith	FB	41	Ohio State	1996-97	26	14
Byrd, Damiere	WR	10	South Carolina	2020	16	14
Byrd, Dennis	DT	78	North Carolina State	1968	14	14

*Postseason only

- C -

NAME	POS.	#	COLLEGE	YEARS	GP	GS
Cade, Eddie	S	41	Arizona State	1995	10	0
Cadet, Travis	RB	39	Appalachia State	2015	1	0
Cagle, John	DT/LB/G	62	Clemson	1969	6	1
Cajuste, Yodny	OL	63, 72	West Virginia	2019-22	16	5
Calabria, Steve	QB	18	Colgate	1987	1	0
Caldwell, Reche	WR	87	Florida	2006	16	14
Calhoun, Don	RB	44	Kansas State	1975-81	94	49
Calhoun, Shilique	LB	90	Michigan State	2019-20	25	1
Calloway, Chris	WR	82	Michigan	2009	7	2
Camarrillo, Rich	P	3	Washington	1981-87	85	0
Canale, Justin	OG	63	Mississippi State	1965-68	56	14
Canale, Whit	DE	67	Tennessee	1968	13	0
Cannon, Marcus	OL	61	Texas Christian	2011-19, 22	120	73
Canty, Chris	CB	26	Kansas State	1997-98	32	10
Cappadona, Bob	RB	33	Northeastern	1966-67	27	3
Cappelletti, Gino	WR/K/DB	20	Minnesota	1960-70	153	99
Cardona, Joe	LS	49	Navy	2015-23	144	0
Carey, Brian	WR	81	American International	1987	2	0
Carlson, Jeff	QB	17	Weber State	1992	3	2
Carpenter, Bobby	LB	59	Ohio State	2012	4	0
Carpenter, Rob	WR	81	Syracuse	1991	8	1
Carter, Allen	RB	21	Southern Cal	1975-76	15	0
Carter, Andre	DE	93, 96	California	2011, 2013	23	14
Carter, Chris	FS	42	Texas	1997-99	47	15
Carter Kent	LB	51	Southern Cal	1974	2	0
Carter, Tony	FB	30	Minnesota	1998-2000	43	27
Carter, Tony	CB	29	Florida State	2010	3	0
Carthen, Jason	LB	99	Ohio	1993-94	5	0
Carwell, Larry	DB	41	Iowa State	1969-72	51	38
Cash, Rick	DT	63	N.E. Missouri	1972-73	28	27
Casillas, Jonathan	LB	52	Wisconsin	2014	8	3
Cassel, Matt	QB	16	Southern Cal	2005-08	30	15
Catanho, Alcides	LB	54	Rutgers	1995	12	0
Cavanaugh, Matt	QB	12	Pittsburgh	1978-82	52	15
Cavness, Ron	LB	51	Arkansas	1968-69	NA	NA
Centers, Larry	FB	31	Stephen F. Austin	2003	9	3
Chandler, Al	TE	57, 82	Oklahoma	1976-79	39	6
Chandler, Edgar	LB	50	Georgia	1973	12	11
Chandler, Scott	TE	88	Iowa	2015	15	4
Chapple, Dave	P	10	UC-Santa Barbara	1974	5	0

HISTORY

PATRIOTS ALL-TIME ROSTER

NAME	POS.	#	COLLEGE	YEARS	GP	GS
Charles, John	DB	25	Purdue	1967-69	39	37
Chatham, Matt	LB	58	South Dakota	2000-05	66	4
Cherry, Je'Rod	S	30	California	2001-04	55	0
Cherry, J'Juan	CB	32	Arizona State	1999	0	0
Cheyunski, Jim	LB	50	Syracuse	1968-72	66	55
Childress, Bam	WR	13	Ohio State	2005-06	3	0
Childress, Fred	OG	61	Arkansas	1991	15	1
Chilton, Gene	C	63	Texas	1990-92	36	35
Christy, Richard	RB	23	North Carolina	1960	13	8
Chung, Eugene	OL	69	Virginia Tech	1992-94	34	30
Chung, Patrick	S	25, 23	Oregon	2009-12, 14-19	141	112
Cindrich, Ralph	LB	55	Pittsburgh	1972	12	3
Claridge, Ryan	LB	47	UNLV	2005	0	0
Clark, Allan	RB	35	Northern Arizona	1979-80	27	0
Clark, Gail	LB	54	Michigan State	1974	8	0
Clark, Phil	DB	22	Northwestern	1971	2	0
Clark, Rico	CB	39	Louisville	1999	1	0
Clark, Steve	DE	65	Kansas State	1981	7	0
Clay, Willie	FS	32	Georgia Tech	1996-98	48	48
Clayborn, Adrian	DE	94	Iowa	2018	14	1
Clayborn, Raymond	CB	26	Texas	1977-89	191	165
Clayton, Stan	OT	76	Penn State	1990	11	3
Cleeland, Cameron	TE	85	Washington	2002	12	1
Cleveland, Asante	TE	44	Miami (Fla.)	2015	4	1
Clayton, Thomas	RB	22	Kansas State	2010	1	0
Cloud, Michael	RB	21	Boston College	2003, 2005	11	1
Cloutier, Dave	DB	28	Maine	1964	12	NA
Coates, Ben	TE	87	Livingstone	1991-99	142	105
Cobbs, Cedric	RB	34	Arkansas	2004	4	0
Cobbs, Duffy	DB	43	Penn State	1987	3	0
Coffey, Wayne	WR	83	SW Texas State	1987	3	2
Cohen, Abe	OG	62	Tennessee-Chattanooga	1960	14	2
Cohen, Landon	DL	66, 98	Ohio	2010, 2011	3	1
Colclough, Jim	WR	81	Boston College	1960-68	124	6
Cole, Marquice	CB	23	Northwestern	2012-13	27	1
Coleman, Corey	WR	10	Baylor	2018	0	0
Coleman, Dennis	LB	53	Mississippi	1971	8	0
Coleman, Eric	DB	22	Wyoming	1989-90	15	0
Coleman, Fred	WR	84	Washington	2001-02	9	0
Coleman, Justin	DB	22	Tennessee	2015-16	20	3
Coleman, Pat	WR	47	Mississippi	1990	1	0
Collie, Austin	WR	10	BYU	2013	7	1
Collins Sr., Jamie	LB	91, 58, 99	Southern Mississippi	2013-16, 19, 21, 22	79	59
Collins, Todd	LB	54, 59	Carson-Newman	1992-94, 96-98	76	53
Collins, Tony	RB	33	East Carolina	1981-87	102	83
Collons, Ferric	DE	92	California	1995-99	64	27
Colon, Harry	S	40	Missouri	1991	16	14
Colton, George	OT	63	Maryland	1987	3	3
Colvin, Roosevelt	LB	59	Purdue	2003-08	65	42
Compton, Mike	C-G	77	West Virginia	2001-03	34	34
Condon, Tom	OG	63	Boston College	1985	1	0
Conn, Dick	S	22	Georgia	1975-79	45	1
Connolly, Dan	OL	63	Southeast Missouri State	2008-14	85	71
Cook, Marv	TE	46, 85	Iowa	1989-93	80	59
Cooks, Brandin	WR	14	Oregon State	2017	16	15
Cooks, Terrence	LB	58	Nicholls State	1989	3	0
Cooper, Jonathan	G	65	North Carolina	2016	0	0
Copeland, Brandon	LB	52	Pennsylvania	2020	6	4
Corbett, Steve	OG	62	Boston College	1975	14	0
Corcoran, Jim	QB	15	Maryland	1968	2	0
Corsetti, Rico	LB	93	Bates	1987	2	0
Costick, Ray	LB	55	Mississippi State	1977-79	46	7
Cottrell, Dana	LB	45	Syracuse	1998	2	0
Cowan, Larry	RB	44	Jackson State	1982	6	0
Coward, Byron	DL	99	Maryland	2019-21	19	14
Cox, Bryan	LB	51	Western Illinois	2001	11	7

PATRIOTS ALL-TIME ROSTER

NAME	POS.	#	COLLEGE	YEARS	GP	GS
Cox, Christian	LB	47	Utah	2011	0	0
Crable, Shawn	LB	98	Michigan	2008-10	6	0
Crabtree, Eric	WR	10	Pittsburgh	1971	6	4
Crawford, Elbert	OL	65	Arkansas	1990-91	30	16
Crawford, Jim	RB	30	Wyoming	1960-64	54	27
Crawford, Vernon	LB	99	Florida State	1997-99	41	1
Creswell, Smiley	DE	92	Michigan State	1985	0	0
Crittenden, Ray	WR	81	Virginia Tech	1993-94	32	4
Croom, Corey	RB	26	Ball State	1993-95	43	2
Cross, Bob	OT	77	Kilgore C.C.	1960	4	0
Crossen, Keion	DB	35	Western Carolina	2018	11	0
Croston, Cole	OL	74	Iowa	2017-18	5	0
Crouthamel, Jake	RB	34	Dartmouth	1960	2	0
Crow, Albert	DT	72	William & Mary	1960	3	2
Crump, George	DE	91	East Carolina	1982-83	9	0
Crump, Harry	RB	31	Boston College	1963	14	2
Crumpler, Alge	TE	82	North Carolina	2010	16	10
Cryder, Bob	OG	75	Alabama	1978-83	75	36
Cudzik, Walt	OC	54	Purdue	1960-63	56	NA
Cullors, Derrick	RB	29	Murray State (Ky)	1997-99	31	1
Cunningham, Jay	DB	21	Bowling Green	1965-67	40	1*
Cunningham, Jermaine	DE	96	Florida	2010-12	36	14
Cunningham, Malik	QB	16	Louisville	2023	1	0
Cunningham, Korey	OL	74	Cincinnati	2019-20	12	0
Cunningham, Sam	RB	39	Southern Cal.	1973-79,81-82	107	94
Currier, Bill	DB	28	South Carolina	1980	16	0
Cusick, Pete	NT	76	Ohio State	1975	13	0

- D -

NAME	POS.	#	COLLEGE	YEARS	GP	GS
Dalton, Antico	LB	93	Hampton	2000	3	0
Damkroger, Maury	LB	51	Nebraska	1974	11	0
Danenhauer, Bill	DE	77	Emporia	1960	3	NA
Davey, Rohan	QB	6	Louisiana State	2002-04	7	0
Davis, Adam	G	61	Oklahoma State	2000	0	0
Davis, Andre'	WR	18	Virginia Tech	2005	9	4
Davis Jr., Carl	DL	98	Iowa	2020-22	36	7
Davis, Cody	DB	22	Texas Tech	2020-23	47	0
Davis, Don	LB	51	Kansas	2003-06	59	2
Davis, Elgin	RB	40	Central Florida	1987-88	9	0
Davis, Greg	K	5	Citadel	1989	9	0
Davis, Ja'Gared	LB	53	Southern Methodist	2013-14	4	0
Davis, Jack	OG	65	Maryland	1960	14	13
Davis, Kanorris	S	36	Troy	2013	3	0
Davis, Keionta	DL	42, 58	Tennessee-Chattanooga	2017-19	6	3
Davis, Sean	DB	30	Maryland	2021	2	0
Davis, Shockmain	WR	84	Angelo State	2000	12	1
Dawson, Bill	TE/DE	83	Florida State	1965	9	0
Dawson, Duke Jr.	DB	29	Florida	2018	0	0
Dawson, Lin	TE	87	N.C. State	1981-90	105	75
Deaderick, Brandon	DL	71	Alabama	2010-12	34	14
Dee, Bob	DE	89	Holy Cross	1960-67	112	112
Dellenbach, Jeff	C	66	Wisconsin	1995	15	5
Delucca, Gerry	OT	74	Middle Tennessee State	1960-64	19	NA
Demps, Jeff	RB	42	Florida	2012	0	0
Dennard, Alfonso	CB	37	Nebraska	2012-14	29	20
DeOssie, Steve	LB	99	Boston College	1994-95	32	0
Denson, Damon	G	61	Michigan	1997-99	14	4
Derby, AJ	TE	86	Arkansas	2015-16	4	0
DeRiggi, Fred	DT	71	Syracuse	1990	2	0
Develin, James	FB	46	Brown	2012-19	83	31
Devey, Jordan	OL	65	Memphis	2014	7	4
DeVree, Tyson	TE	85	Colorado	2008	2	0
Dillon, Corey	RB	28	Washington	2004-06	43	37

PATRIOTS ALL-TIME ROSTER

NAME	POS.	#	COLLEGE	YEARS	GP	GS
Dimitroff, Tom	QB	15	Miami (Ohio)	1960	3	0
Discenzo, Tony	OT	76	Michigan State	1960	5	NA
Dobson, Aaron	WR	17	Marshall	2013-15	24	13
Doig, Steve	LB	59	New Hampshire	1986-87	6	0
Dombroski, Paul	DB	47	Linfield	1981-84	36	0
Donnalley, Kevin	DB	23	N. Dakota State	1981	1	0
Dorsett II, Phillip	WR	13	Miami (Fla.)	2017-19	45	8
Dorsey, Nate	DE	66	Mississippi Valley St.	1973	2	0
Douglas, David	G	67	Tennessee	1989-90	16	6
Douglas, DeMario	WR	81	Liberty	2023	14	7
Dowling, Brian	QB	14	Yale	1972-73	25	0
Dowling, Ras-I	CB	21	Virginia	2011-12	9	2
Dressler, Doug	RB	44	Chico State	1975	5	0
Dugger, Kyle	DB	35, 23	Lenoir-Rhyne	2020-23	61	52
Dukes, Mike	LB	54	Clemson	1964-65	25	9
DuLac, Bill	OG	68	Eastern Michigan	1974-75	26	2
Dumler, Doug	OC	58	Nebraska	1973-75	42	3
Dupard, Reggie	RB	21	Southern Methodist	1986-89	37	7
Durant, Yasir	OL	70	Missouri	2021	8	1
Durko, Sandy	S	22	Southern Cal.	1973-74	25	18
Dwight, Tim	WR	86	Iowa	2005	16	1
Dykes, Hart Lee	WR	88	Oklahoma State	1989-90	26	16

- E -

NAME	POS.	#	COLLEGE	YEARS	GP	GS
Easley, Dominique	DL	74, 99	Florida	2014-15	22	3
Eason, Tony	QB	11	Illinois	1983-89	72	49
Eaton, Chad	DT	90	Washington State	1996-2000	65	44
Ebner, Nate	DB	43	Ohio State	2012-19	111	0
Eckel, Kyle	FB	38	Navy	2007	12	0
Edds, A.J.	LB	90	Iowa	2011	2	0
Edelman, Julian	WR	11	Kent State	2009-20	137	85
Edmonds, Randy	LB	51	Georgia Tech.	1971	14	0
Edwards, Marc	FB	44	Notre Dame	2001-02	32	23
Edwards, Robert	RB	47	Georgia	1998-2000	16	15
Edwards, Tim	DE	98	Delta State	1992	14	1
Egu, Patrick	RB	33	Nevado-Reno	1989	7	0
Eisenhauer, Larry	DE	72	Boston College	1961-69	115	107
Eitzmann, Chris	TE	86	Harvard	2000	5	1
Ekuale, Daniel	DL	95	Washington State	2021-23	25	0
Ellard, Henry	WR	17	Fresno State	1998	5	0
Elliott, Ezekiel	RB	15	Ohio State	2023	17	5
Elliott, Jamin	WR	10	Delaware	2003	1	0
Ellis, Ed	T	66	Buffalo	1997-99	9	1
Ellis, Shaun	DE	94	Tennessee	2011	14	10
Ellison, Jerry	RB	35	Tennessee-Chattanooga	1999	12	0
Elliss, Christian	LB	53	Idaho	2023	4	0
Eluemunor, Jermaine	OL	65, 72	Texas A&M	2019-20	22	8
Emanuel, Bert	WR	87	Rice	2001	2	1
Evans, Heath	FB	44	Auburn	2005-08	54	9

- F -

NAME	POS.	#	COLLEGE	YEARS	GP	GS
Fairchild, Paul	OG	66	Kansas	1984-90	84	38
Falcon, Terry	OG	68	Montana	1978-79	18	0
Farmer, Lonnie	LB	55	Tennessee-Chattanooga	1964-66	31	15
Farrell, Sean	OG	62	Penn State	1987-90	43	43
Faulk, Kevin	RB	33	Louisiana State	1999-2011	161	47
Fauria, Christian	TE	88	Colorado	2002-05	64	46
Feacher, Ricky	WR	83	Mississippi Valley St.	1976	3	0
Feagles, Jeff	P	6	Miami (Fla.)	1988-89	32	0
Feehery, Gerry	G	63	Syracuse	1989	0	0

PATRIOTS ALL-TIME ROSTER

NAME	POS.	#	COLLEGE	YEARS	GP	GS
Feggins, Howard	CB	36	UNC-Charlotte	1989	11	0
Feldhausen, Paul	OT	66	Northland	1968-69	2	0
Fells, Daniel	TE	86	UC Davis	2012	13	4
Felt, Dick	DB	24	Brigham Young	1962-66	52	30
Ferentz, James	OL	66, 65	Iowa	2018-23	40	10
Ferguson, Vagas	RB	43	Notre Dame	1980-82	31	21
Fleming, Cameron	OL	71	Stanford	2014-17	47	20
Fleming, Darius	LB	58, 48, 53	Notre Dame	2014-15	11	0
Flemister, Zeron	TE	46	Iowa	2004	0	0
Fletcher, Bradley	CB	24	Iowa	2015	2	0
Fletcher, Dane	LB	52	Montana State	2010-13, 15	38	6
Fletcher, Derrick	OL	64	Baylor	1999	2	2
Flick, Tom	QB	10	Washington	1982	3	0
Flowers, Marquis	LB	59	Arizona	2017	16	2
Flowers, Trey	DL	98	Arkansas	2015-18	46	37
Floyd, Chris	FB	37	Michigan	1998-2000	40	2
Floyd, Michael	WR	14	Notre Dame	2016	2	1
Flutie, Doug	QB	2	Boston College	1987-89, 2005	22	13
Folk, Nick	K	2, 6	Arizona	2019-22	57	0
Fontenot, Chris	TE	85	McNeese State	2000	0	0
Forbath, Kai	K	5	UCLA	2019	1	0
Ford, Isaiah	WR	84	Virginia Tech	2020	0	0
Foreman, Chuck	RB	22	Miami (Fla.)	1980	16	0
Forston, Marcus	DL	98	Miami (Fla.)	2012-13	4	0
Forte, Ike	RB	38	Arkansas	1976-77	23	1
Foster, D.J.	RB	27	Arizona State	2016	3	0
Foster, Will	LB	55	Eastern Michigan	1973-74	21	1
Fox, Tim	S	48	Ohio State	1976-81	91	91
Frain, Todd	TE	44, 85	Nebraska	1987	3	2
Francis, Justin	DL	94	Rutgers	2012	10	0
Francis, Russ	TE	81	Oregon	1975-80, 87-88	92	83
Franklin, Arnold	TE	87	North Carolina	1987	14	0
Franklin, Tony	K	1	Texas A&M	1984-87	62	0
Fraser, Jim	LB/P	51	Wisconsin	1966	14	3
Frazier, Charley	WR	81	Texas Southern	1969-70	23	13
Freeman, Arturo	S	25	South Carolina	2005	2	1
Freeny, Jonathan	LB	55, 44	Rutgers	2015-16, 17	19	11
Friesz, John	QB	17	Idaho	1999-2000	2	0
Frisch, David	TE	88	Colorado State	1995	2	0
Froholdt, Hjalte	OL	64	Arkansas	2019-20	8	0
Fryar, Irving	WR	80	Nebraska	1984-92	129	104
Fullington, Darrell	S	29	Miami (Fla.)	1991	5	0
Fumagalli, Troy	TE	88	Wisconsin	2021	0	0
Funchess, Tom	OT	73	Jackson State	1968-70	39	39
Fussell, Tom	DE	83	Louisiana State	1967	12	2

- G -

NAME	POS.	#	COLLEGE	YEARS	GP	GS
Gabriel, Doug	WR	85	Central Florida	2006	12	5
Gadbois, Dennis	WR	48, 82	Boston University	1987-88	5	1
Gaffney, Jabar	WR	10	Florida	2006-08	43	20
Gaffney, Tyler	RB	36	Stanford	2014-15	0	0
Gaiter, Tony	WR	17	Miami (Fla.)	1997-98	1	0
Gallaher, Allen	OT	64	Southern Cal.	1974	14	0
Galloway, Joey	WR	13	Ohio State	2009	3	2
Gamble, R.C.	RB	13	South Carolina State	1968-69	27	14
Gambol, Chris	OL	74	Iowa	1990	16	15
Gannon, Chris	DE	91	SW Louisiana	1990-93	36	3
Gant, Malik	DB	42	Marshall	2019	0	0
Garcia, Teddy	K	7	NE Louisiana	1988	16	0
Garcia, Tony	OL	63	Troy	2017	0	0
Gardin, Ron	WR	37	Arizona	1971	8	0
Gardner, Barry	LB	47	Northwestern	2006	0	0
Garoppolo, Jimmy	QB	10	Eastern Illinois	2014-17	17	2
Garrett, Carl	RB	30	New Mexico Highlands	1969-72	51	42

PATRIOTS ALL-TIME ROSTER

NAME	POS.	#	COLLEGE	YEARS	GP	GS
Garrett, J.D.	RB	32	Grambling State.....	1964-67.....	40.....	0*
Garron, Larry	RB	40	Western Illinois.....	1960-68.....	99.....	12*
Gash, Sam	RB	33	Penn State.....	1992-97.....	88.....	36
Gay, Randall	CB	21	Louisiana State.....	2004-07.....	39.....	14
Geddes, Bob	LB	59	UCLA.....	1973-75.....	24.....	6
George, Tony	S	41	Florida.....	1999-2000.....	31.....	1
Germany, Willie	S	29	Morgan State.....	1976.....	10.....	0
Gesicki, Mike	TE	88	Penn State.....	2023.....	17.....	10
Gibson, Brandon	WR	13	Washington State.....	2015.....	0.....	0
Gibson, Ernest	CB	43	Furman.....	1984-88.....	67.....	14
Gilbert, Garrett	QB	19	Southern Methodist.....	2022.....	0.....	0
Gillen, John	LB	54	Illinois.....	1983.....	8.....	0
Gillisle, Mike	RB	35	Florida.....	2017.....	9.....	2
Gilmore, Stephen	CB	24	South Carolina.....	2017-20.....	56.....	56
Gipson, Paul	RB	46	Houston.....	1973.....	5.....	0
Gisler, Mike	G	67	Houston.....	1993-97.....	73.....	7
Givens, David	WR	87	Notre Dame.....	2002-05.....	53.....	27
Gladieux, Bob	RB	24	Notre Dame.....	1969-72.....	43.....	5
Glenn, Terry	WR	88	Ohio State.....	1996-2001.....	68.....	63
Glenn, Vencie	DB	25	Indiana State.....	1986.....	4.....	0
Goad, Tim	NT	72	North Carolina.....	1988-94.....	109.....	105
Godchaux, Davon	DL	92	Louisiana State.....	2021-23.....	51.....	50
Gogolak, Charlie	K	7	Princeton.....	1970-72.....	26.....	0
Golden, Tim	LB	59	Florida.....	1982-84.....	40.....	1
Golic, Bob	LB	51	Notre Dame.....	1979-81.....	33.....	12
Gonzalez, Christian	CB	6	Oregon.....	2023.....	4.....	4
Gonzalez, Noe	RB	38	SW Texas State.....	1974.....	2.....	0
Gordon, Cameron	LB	45	Michigan.....	2014.....	0.....	0
Gordon, Josh	WR	10	Baylor.....	2018-19.....	17.....	17
Gordon, Steve	OL	66	California.....	1992-93.....	0.....	0
Gordon, Tim	S	41	Tulsa.....	1991-92.....	21.....	15
Gorin, Brandon	T	76	Purdue.....	2003-05.....	32.....	18
Gostkowski, Stephen	K	3	Memphis.....	2006-19.....	204.....	0
Graff, Neil	QB	15	Wisconsin.....	1974-75.....	25.....	2
Graham, Art	WR	84	Boston College.....	1963-68.....	75.....	17*
Graham, Daniel	TE	82	Colorado.....	2002-06.....	63.....	49
Graham, Hason	WR	81	Georgia.....	1995-96.....	19.....	1
Graham, Milt	OT	70	Colgate.....	1961-63.....	28.....	23
Graham, Shayne	K	5	Virginia Tech.....	2010.....	8.....	0
Granby, John	DB	25	Virginia Tech.....	1992.....	0.....	0
Grant, Rupert	FB	34	Howard.....	1995.....	7.....	1
Gravelly, Maurice	FS	23	Concord College.....	1987.....	1.....	0
Graves, White	DB	44	Louisiana State.....	1965-67.....	40.....	0
Gray, Jonas	RB	35	Notre Dame.....	2014.....	8.....	3
Gray, Leon	OT	70	Jackson State.....	1973-78.....	78.....	77
Green, David	RB	38	Boston College.....	1995.....	2.....	0
Green, Jarvis	DE	97	Louisiana State.....	2002-09.....	121.....	46
Green, Jerry	RB	45	Georgia Tech.....	1960.....	2.....	1
Green, Justin	DB	41	Illinois.....	2013.....	2.....	0
Green, Victor	S	27	Akron.....	2002.....	16.....	5
Green-Ellis, BenJarvus	RB	42	Mississippi.....	2008-11.....	53.....	20
Greene, Tom	QB	14	Holy Cross.....	1960.....	10.....	NA
Gregory, Steve	S	28	Syracuse.....	2012-13.....	26.....	23
Grier, Marrio	RB	35	Tennessee-Chattanooga.....	1996-97.....	32.....	0
Grier, Will	QB	19	West Virginia.....	2023.....	0.....	0
Griffith, Richard	TE	88	Arizona.....	1993.....	3.....	0
Grigsby, Nicholas	LB	50	Pittsburgh.....	2017-18.....	14.....	0
Grimes, Reggie	DE	97	Alabama.....	2000.....	8.....	0
Grissom, Cory	DL	67	South Florida.....	2013.....	0.....	0
Grissom, Geneo	DL	92, 96	Oklahoma.....	2015-18.....	37.....	0
Grogan, Steve	QB	14	Kansas State.....	1975-90.....	149.....	131
Gronkowski, Dan	TE	82	Maryland.....	2011.....	5.....	1
Gronkowski, Rob	TE	87	Arizona.....	2010-18.....	115.....	100
Gutierrez, Matt	QB	7	Idaho State.....	2007-08.....	5.....	0
Guy Sr., Lawrence	DL	93	Arizona State.....	2017-23.....	110.....	103
Guyton, Gary	LB	58, 59	Georgia Tech.....	2008-11.....	60.....	32
Guyton, Myron	SS	29	Eastern Kentucky.....	1994-95.....	30.....	30
Guzik, John	NT	97	Ohio.....	1987.....	3.....	2

PATRIOTS ALL-TIME ROSTER

- H -

NAME	POS.	#	COLLEGE	YEARS	GP	GS
Hagen, Halvor	G/DE	62	Weber State	1971-72	26	15
Haggerty, Mike	OT/DE	75	Miami (Ohio)	1971	14	13
Haley, Darryl	OG	68	Utah	1982-84, 86	57	24
Hall, Ron	DB	23	Missouri Valley	1961-67	88	3
Hall, Terez	LB	59	Missouri	2020-21	8	4
Hamilton, Bobby	DE	91	Southern Mississippi	2000-03	64	62
Hamilton, Ray	DE	71	Oklahoma	1973-81	132	117
Hamilton, Woodrow	DL	74	Mississippi	2016	2	1
Hammond, Kim	QB	15	Florida State	1969-70	4	0
Hannah, John	OG	73	Alabama	1973-85	183	183
Hankerson, Leonard	WR	15	Miami (Fla.)	2015	1	0
Hanneman, Craig	DE	74	Oregon State	1974-75	20	3
Hansen, Brian	P	10	Sioux Falls	1990	16	0
Hansen, Bruce	RB	24	Brigham Young	1987	6	2
Hansen, Chad	WR	16	California	2018	0	0
Hanson, Chris	P	6	Marshall	2007-09	48	0
Harbor, Clay	TE	81	Missouri State	2016	3	0
Hare, Eddie	P	8	Tulsa	1979	16	0
Harlow, Pat	OT	77	Southern Cal.	1991-95	74	64
Harmon, Duron	DB	30, 21	Rutgers	2013-19	111	29
Harper, Chris	WR	14	California	2015	5	0
Harris, Antwan	CB	23	Virginia	2000-03	52	2
Harris, Damien	RB	37	Alabama	2019-22	38	34
Harris, David	LB	45	Michigan	2017	10	6
Harris, Kevin	RB	36	South Carolina	2022-23	9	1
Harris, Marshall	DE	78	Texas Christian	1983	6	2
Harris, Raymont	RB	29	Ohio State	2000	1	0
Harris, Rickie	DB	25	Arizona	1971-72	28	21
Harris, Ronnie	WR/PR/KR	84	Oregon	1993-94	6	0
Harrison, James	LB	92	Kent State	2017	1	0
Harrison, Rodney	S	37	Western Illinois	2003-08	63	62
Harry, N'Keal	WR	15, 1	Arizona State	2019-21	33	18
Hartley, Ken	P	7	Catawba	1981	2	0
Harvey, Richard	LB	58	Tulane	1990	16	9
Hasselbeck, Don	TE	80	Colorado	1977-83	86	27
Hasty, Ja'Mycal	RB	39	Baylor	2023	2	0
Hauck, Tim	FS	40	Montana	1990	10	0
Hauser, Art	DT	67	Xavier	1960	8	7
Hawkins, Artrell	DB	25	Cincinnati	2005-06	19	16
Hawkins, Mike	OLB	59	Texas A&I	1978-81	59	45
Hawkins, Steve	WR	80	Western Michigan	1994	7	0
Hawthorne, Greg	WR/RB	27	Baylor	1984-86	43	11
Hayes, Chris	S	29	Washington State	2002	4	0
Hayes, Donald	WR	81	Wisconsin	2002	12	1
Hayman, Conway	OG	65	Delaware	1972	0	0
Haynes, Mike	CB	40	Arizona State	1976-82	90	86
Hayes, Tae	DB	39	Appalachian State	2022	2	0
Haynesworth, Albert	DL	92	Tennessee	2011	6	0
Henderson, Jerome	CB	36	Clemson	1991-93, 1996	39	10
Hendley, David	DB	28	S. Connecticut State	1987	2	0
Henke, Karl	OT	80	Tulsa	1969	10	7
Hennessey, Tom	DB	30	Holy Cross	1965-66	28	23
Henry, Hunter	TE	85	Arkansas	2021-23	48	34
Henson, Luther	NT	70	Ohio State	1982-84	21	2
Herline, Alan	P	6	Vanderbilt	1987	3	0
Herman, Brad	TE	82	Iowa	2012	0	0
Hernandez, Aaron	TE	85, 81	Florida	2010-12	38	29
Herock, Ken	LB	36	West Virginia	1969	6	0
Herron, Justin	OL	75	Wake Forest	2020-22	28	10
Herron, Mack	RB	42	Kansas State	1973-75	35	20
Hicks, Akiem	DL	72	Regina	2015	13	0
Hightower, Dont'a	LB	54	Alabama	2012-19, 21	117	114
Hill, Jeremy	RB	33	Louisiana State	2018	1	0
Hill, Marquise	DL	91	Louisiana State	2004-06	13	0

HISTORY

PATRIOTS ALL-TIME ROSTER

NAME	POS.	#	COLLEGE	YEARS	GP	GS
Hill, Trysten	DL	97	Central Florida	2023	1	0
Hill Troy	CB	41	Oregon	2015	0	0
Hilliard, Lex	RB	30	Montana	2012	2	0
Hines, Chasen	OL	63	Louisiana State	2022	0	0
Hinton, Eddie	WR	82	Oklahoma	1974	9	1
Hitchcock, Jimmy	CB	31	North Carolina	1995-97	37	20
Hix, Kyle	OL	69	Texas	2011-12	0	0
Hobbs, Ellis	CB	27	Iowa State	2005-08	63	49
Hobby, Marion	DE	60	Tennessee	1990-92	42	8
Hochstein, Russ	G	71	Nebraska	2002-08	92	20
Hodge, Milford	DE	97	Washington State	1986-89	49	8
Hodson, Tommy	QB	13	Louisiana State	1990-92	32	12
Hoey, George	DB	23	Michigan	1972-73	25	18
Hogan, Chris	WR	15	Monmouth	2016-18	40	28
Holcomb, Sean	LB	60	Texas A&I	1995	0	0
Hollister, Cody	WR	81	Arkansas	2018	0	0
Hollister, Jacob	TE	47	Wyoming	2017-18	23	2
Holloway, Brian	OT	76	Stanford	1981-86	88	77
Holmberg, Rob	LB	50	Penn State	2000	18	5
Holmes, Darryl	FS	41	Ft. Valley State	1987-89	44	3
Holmes, Ernie	NT	63	Texas Southern	1978	3	0
Holsey, Bernard	DL	99	Duke	2002	8	0
Hoomanawanui, Michael	TE	47	Illinois	2012-15	45	28
Howard, Bob	CB	24	San Diego State	1975-77	37	15
Howard, David	LB	99	Long Beach State	1991-92	32	15
Hoyer, Brian	QB	8, 2, 5	Michigan State	2009-11, 17-18, 20-22	30	2
Huard, Damon	QB	19	Washington	2001-03	4	0
Huarte, John	QB	7	Notre Dame	1966-67	18	0*
Hubach, Mike	P	6	Kansas	1980-81	21	0
Hudson, Bill	DT	61	Clemson	1965	4	4
Humber, Ramon	LB	50	North Dakota State	2018	6	0
Humphrey, Lil'Jordan	WR	83	Texas	2022	6	2
Hunt, Jim Lee	DT	79	Prairie View	1960-70	146	55*
Hunt, Kevin	OT	62	Doane	1973	1	0
Hunt, Sam	LB	50	Stephen F. Austin	1974-79	84	82
Hunter, Ivy Joe	RB	45	Kentucky	1991	13	10
Hurst, Maurice	CB	37	Southern	1989-95	104	101
Hutson, Brian	SS	36	Mississippi State	1990	2	0
Hyland, Bob	OC	60	Boston College	1977	3	0

HISTORY

- I -

NAME	POS.	#	COLLEGE	YEARS	GP	GS
Ihedigbo, James	S	44	Massachusetts	2011	16	12
Ilg, Ray	LB	45	Colgate	1967-68	28	3
Imhof, Martin	DE	64	San Diego State	1975	5	3
Ingram, Brian	LB	51	Tennessee	1982-85	39	0
Ingram, Jake	LS	47	Hawaii	2009-10	24	0
Iosefa, Joey	RB	47	Hawaii	2015	2	0
Irwin, Heath	G	63	Colorado	1996-99	44	16
Isaia, Sale	G	72	UCLA	2000	16	14
Israel, Steve	CB	21	Pittsburgh	1997-99	29	20
Ivory, Horace	RB	23	Oklahoma	1977-81	45	12
Ivy, Corey	CB	28	Oklahoma	1999	0	0
Iwuoma, Chidi	CB	29	California	2006	3	0
Izzo, Larry	LB	53	Rice	2001-08	127	0
Izzo, Ryan	TE	85	Florida State	2018-20	18	16

- J -

NAME	POS.	#	COLLEGE	YEARS	GP	GS
Jackson, Chad	WR	17	Florida	2006-07	14	1
Jackson, Curtis	WR	82	Texas A&M	2000	7	2
Jackson, Eddie	CB	29	Arkansas	2007	3	0
Jackson, Harold	WR	29	Jackson State	1978-81,87	64	62

PATRIOTS ALL-TIME ROSTER

NAME	POS.	#	COLLEGE	YEARS	GP	GS
Jackson, Honor	DB	29	Pacific	1972-73	20	12
Jackson, J.C.	DB	27, 29	Maryland	2018-21, 23	70	45
Jackson Sr. Michael	CB	45	Miami (Fla.)	2020	1	0
Jackson, Steven	RB	39	Oregon State	2015	2	1
Jackson, Tre'	G	63	Florida State	2015-16	13	9
Jacobs, Harry	DE/LB	83	Bradley	1960-62	23	NA
Jacobs, Ray	DT	87	Howard Payne	1969	8	5
Jagielski, Harry	DT	73	Indiana	1960-61	19	18
James, Craig	RB	32	Southern Methodist	1984-88	52	33
James, Roland	SS	38	Tennessee	1980-90	145	122
Janik, Tom	DB/P	21	Texas A&I	1969-71	42	3
Jarostchuk, Iliia	LB	50	New Hampshire	1990	12	1
Jarvis, Ray	WR	87	Norfolk State	1979	7	0
Jean Francois, Ricky	DL	94	Louisiana State	2017	6	1
Jefferson, Shawn	WR	84	Central Florida	1996-99	63	61
Jelks, Andrew	OL	76	Vanderbilt	2017	0	0
Jells, Dietrich	WR	83	Pittsburgh	1996-97	18	1
Jenkins, Ed	RB	30	Holy Cross	1974	3	0
Jennings, Anfernee	LB	58, 33	Alabama	2020-23	45	21
Jeter, Gary	DE	99	Southern Cal.	1989	14	0
John, Ulrick	OL	67	Georgia State	2018	0	0
Johnson, Andy	RB	32	Georgia	1974-81	94	43
Johnson, Anthony	DL	96	Louisiana State	2016	4	1
Johnson, Bethel	WR	81	Texas A&M	2003-05	39	7
Johnson, Billy	DB	47	Nebraska	1966-69	32	4
Johnson, Charles	WR	81	Colorado	2001	14	2
Johnson, Damaris	WR	15	Tulsa	2015	1	0
Johnson, Damian	OG	68	Kansas State	1990	16	16
Johnson, Daryl	DB	23	Morgan State	1968-71	42	41
Johnson, Ellis	RB	38	S.E. Louisiana	1965-66	28	2
Johnson, Garrett	NT	60	Illinois	2000	8	2
Johnson, Jakob	FB	47	Tennessee	2019-21	37	20
Johnson, Joe	OE	24	Boston College	1960-61	13	11
Johnson, Lee	P	10	Brigham Young	1999-2001	37	0
Johnson, Leonard	DB	34	Iowa State	2015	4	3
Johnson, Mario	DL	98	Missouri	1993	6	0
Johnson, Orlick	LB	51	Florida A&M	2000	12	0
Johnson, Preston	RB	48	Florida A&M	1968	3	0
Johnson, Rufus	LB	59	Tarleton State	2015	1	0
Johnson, Steve	TE	85	Virginia Tech	1988	14	3
Johnson, Ted	LB	52	Colorado	1995-2004	117	104
Jones, Aaron	DE	97	Eastern Kentucky	1993-95	37	1
Jones, Cedric	WR	83	Duke	1982-90	120	37
Jones, Chandler	DE	95	Syracuse	2012-15	55	52
Jones, Chris	DT	94	Bowling Green	2013-15	28	23
Jones, Cyrus	CB	24, 41	Alabama	2016-18	12	1
Jones, Don	S	29	Arkansas State	2014	9	0
Jones, Ezell	OT	74	Minnesota	1969-70	15	0
Jones, Jack	DB	13	Arizona State	2022-23	17	2
Jones, Jonathan	CB	31	Auburn	2016-23	115	57
Jones, Kenyatta	T	74	South Florida	2001-02	18	11
Jones, Mac	QB	10	Alabama	2021-23	42	42
Jones, Marcus	DB	25	Houston	2022-23	17	5
Jones, Mike	DE	96	North Carolina State	1994-97	61	37
Jones, Nate	DB	23	Rutgers	2011	5	1
Jones, Tebucky	DB	34	Syracuse	1998-2002, 06	72	36
Jones, Todd	OL	63	Texas A&M	1993	4	0
Jordan, LaMont	RB	32	Maryland	2008	8	0
Jordan, Shelby	OT	74	Washington (Mo.)	1975,77-82	95	87
Jordan, Tim	LB	93	Wisconsin	1987-89	30	10
Judon, Matthew	LB	9	Grand Valley State	2021-23	38	33

- K -

NAME	POS.	#	COLLEGE	YEARS	GP	GS
Kaczur, Nick	T	77	Toledo	2005-10	68	62

PATRIOTS ALL-TIME ROSTER

NAME	POS.	#	COLLEGE	YEARS	GP	GS
Kadziel, Roin	LB	52	Stanford	1972	14	1
Kamalu, Ufomba	DL	97	Miami (Fla.)	2018	2	0
Kapp, Joe	QB	11	California	1970	11	10
Karras, Ted	G	75, 67	Illinois	2016-19, 21	77	33
Kasper, Kevin	WR	10	Iowa	2004	8	0
Katula, Matt	LS	48	Wisconsin	2010	8	0
Katzenmoyer, Andy	LB	59	Ohio State	1999-2001	24	14
Kecman, Dan	LB	45	Maryland	1970	1	0
Keene, Dalton	TE	44	Virginia Tech	2020-21	6	0
Keeton, Durwood	S	29	Oklahoma	1975	12	0
Kelley, Ethan	DL	99	Baylor	2004	1	0
Kelly, Ben	CB/KR	31	Colorado	2001-02	9	0
Kelly, Tommy	DL	93	Mississippi State	2013	5	5
Kerrigan, Mike	QB	19	Northwestern	1983-84	2	0
Kessler, Cody	QB	6	Southern California	2019	0	0
Key, David	S	26	Michigan	1991	3	0
Khayat, Ed	DT	73	Tulane	1966	14	0
Kight, Kelvin	WR	19	Florida	2006	4	1
Kilgo, Darius	DL	96	Maryland	2016	0	0
Kimber, Bill	OE	86	Florida State	1961	4	NA
Kinchen, Brian	LS	46	Louisiana State	2003	2	0
Kiner, Steve	LB	57	Tennessee	1971, 73	28	28
King, Brandon	DB/LB	36	Auburn	2015-21	73	0
King, Claude	RB	41	Houston	1962	14	0
King, Steve	LB	52	Tulsa	1973-81	124	40
Kingsbury, Kliff	QB	16	Texas Tech	2003	0	0
Kitchen, Ishmael	DL	70	Kent State	2015	1	0
Klecko, Dan	DL	90	Temple	2003-05	29	3
Klein, Dick	OT	62	Iowa State	1961-62	24	22
Klemm, Adrian	G/T	70	Hawaii	2000-04	26	10
Kline, Josh	OL	67	Kent State	2013-15	33	18
Knief, Gayle	WR	84	Morningside	1970	3	0
Knutson, Matt	T	62	North Dakota	2002	0	0
Koontz, Ed	LB	54	Catawba	1968	6	1
Kopp, Jeff	LB	91	Southern California	1999	6	0
Koppen, Dan	C	67	Boston College	2003-11	121	120
Koutouvides, Niko	LB	90	Purdue	2011-12	22	1
Krakau, Merv	LB	53	Iowa State	1978	1	0
Kratch, Bob	G	61	Iowa	1994-96	40	36
Kuberski, Bob	DT	93	Navy	1999	5	0
Kuehn, Art	OC	78	UCLA	1983	2	0
Kurpeikis, Justin	LB	47	Penn State	2004	5	0

HISTORY

- L -

NAME	POS.	#	COLLEGE	YEARS	GP	GS
LaCosse, Matt	TE	83	Illinois	2019, 21	12	8
Ladd, Anthony	WR	18	Cincinnati	1998	4	0
LaFell, Brandon	WR	19	LSU	2014-15	27	20
LaFreniere, Bill	WR	88	Northeastern	1987	0	0
Lambert, Dion	DB	28	UCLA	1992-93	30	4
Landry, Anthony	RB	35	Stephen F. Austin	1990	0	0
Lane, Max	OT	68	Navy	1994-2000	100	70
Langham, Antonio	CB	38	Alabama	2000	15	7
Langi, Harvey	LB	48, 52	Brigham Young	2017, 21-22	10	1
Larsen, Spencer	FB	46	Arizona	2012	0	0
Larson, William	RB	34	Western Illinois	1960	1	0
Lassiter, Ike	DE	87	St. Augustine's	1970-71	19	16
Law, Ty	CB	24	Michigan	1995-2004	141	133
Lawson, Jamie	RB	29	North Carolina State	1990	1	0
Lawson, Odell	RB	32	Langston	1970-71	16	3
LeBlanc, Michael	RB	27, 40	Stephen F. Austin	1987	4	2
Lee, Eric	DL	55	South Florida	2017	6	5
Lee, John	DE	66	Nebraska	1981	4	4
Lee, Keith	DB	22	Colorado State	1981-84	54	8

PATRIOTS ALL-TIME ROSTER

NAME	POS.	#	COLLEGE	YEARS	GP	GS
Lee, Kevin	WR	86	Alabama	1994-95	7	2
Lee, Robert	G	60	Missouri	1960	8	NA
Legette, Bernie	RB	35	Michigan State	1993-94	10	0
Lengel, Matt	TE	82	Eastern Kentucky	2016	6	0
Lenkaitis, Bill	C	67	Penn State	1971-81	151	119
Leo, Bobby	WR	24	Harvard	1967-68	3	0
Leo, Charlie	OG	63	Indiana	1960-62	34	NA
Leonard, Louis	DL	66	Fresno State	2010	1	0
LeVoir, Mark	T	64	Notre Dame	2008-10	32	2
Lewis, Bill	C	75	Nebraska	1993	7	5
Lewis, Dion	RB	33	Pittsburgh	2015-17	30	19
Lewis, Vernon	CB	43	Pittsburgh	1993-96	44	2
Light, Matt	T	72	Purdue	2001-11	155	153
Lindquist, Paul	DT	67	New Hampshire	1961	2	NA
Linne, Larry	WR	80	Texas-El Paso	1987	3	3
Lippett, Ronnie	DB	42	Miami (Fla.)	1983-91	122	111
Livingston, Walt	RB	24	Heidelberg	1960	3	0
Lloyd, Brandon	WR	85	Illinois	2012	16	15
Lockett, Bret	DB	38, 26	UCLA	2009-11	10	0
Lockhart, Eugene	LB	51	Houston	1991-92	32	21
Lockwood, Scott	RB	40	Southern Cal.	1992-93	4	0
Lofton, Oscar	OE	86	S.E. Louisiana	1960	14	6
Lofton, Steve	CB	38	Texas A&M	1997	10	0
Long, Charlie	G	76	Tennessee-Chattanooga	1961-69	124	17
Long, Chris	DE	95	Virginia	2016	16	7
Long, Mike	OE	87	Brandeis	1960	2	1
Looker, Dane	WR	87	Washington	2000	0	0
Lott, Billy	RB	32	Mississippi	1961-63	35	13
Loudt, Rommie	LB	60	UCLA	1961-62	27	13
Loukas, Angelo	G	66	Northwestern	1970	2	0
Love, Arther	TE	48	South Carolina St.	2001	0	0
Love, Kyle	DL	74	Mississippi State	2010-12	41	25
Lowe, Omare	CB	23	Washington	2004	3	0
Lowe, Vederian	OL	59	Illinois	2023	11	8
Lowery, Nick	K	7	Dartmouth	1978	2	0
Lowry, Orlando	LB	91	Ohio State	1989	2	0
Lua, Oscar	LB	49	Southern Cal.	2007	0	0
Lucas, Ray	WR	15	Rutgers	1996	2	0
Lunsford, Mel	DE	72	Central State (Ohio)	1973-80	92	74
Lyle, Rick	DL	96	Missouri	2002-03	21	3

- M -

NAME	POS.	#	COLLEGE	YEARS	GP	GS
Mack, Isaiah	DL	94	Chattanooga	2020	2	0
Mafi, Antonio	OL	68	UCLA	2023	17	5
Mahoney, John "Butch"	CB	23	American International	1961	NA	NA
Maitland, Jack	RB	40	Williams	1971-72	27	0
Mallard, Wesly	LB	96	Oregon	2005	3	0
Mallett, Ryan	QB	15	Arkansas	2011-13	4	0
Mallory, Irvin	DB	43	Virginia Union	1971	2	0
Maluia, Cassh	LB	46	Wyoming	2020	9	0
Maneri, Steve	T/TE	65, 86	Temple	2010, 14	1	0
Mangiero, Dino	NT	96	Rutgers	1987	2	0
Mangum, John	DT	74	Southern Mississippi	1966-67	28	5
Mankins, Logan	OL	70	Fresno State	2005-13	130	130
Mapu, Marte	LB	30	Sacramento State	2023	17	1
Marion, Fred	FS	31	Miami (Fla.)	1982-91	144	114
Maroney, Laurence	RB	39	Minnesota	2006-10	45	14
Marsh, Aaron	WR	29	Eastern Kentucky	1968-69	28	16
Marsh, Cassius	DE	55	UCLA	2017	9	1
Marshall, Al	WR	88	Boise State	1974	4	0
Martin, Curtis	RB	28	Pittsburgh	1995-97	45	43
Martin, Derrick	S	26	Wyoming	2012	5	0
Martin, Eric	LB	53	Nebraska	2015	4	0

PATRIOTS ALL-TIME ROSTER

NAME	POS.	#	COLLEGE	YEARS	GP	GS
Martin, Donald	CB	38	Yale	1973	14	2
Martin, Keshawn	WR	82	Michigan State	2015	9	8
Martin, Marcus	OL	68	Southern California	2020	1	0
Martin, Sammy	WR	82	Louisiana State	1988-91	40	1
Martin, Steve	DT	90	Missouri	2002	14	5
Mason, Dave	S	28	Nebraska	1973	8	1
Mason, Shaq	OL	69	Georgia Tech	2015-21	103	98
Mass, Wayne	OT	75	Miami (Fla.)	1972	6	0
Massey, Jim	CB	47	Linfield	1974-75	15	1
Matich, Trevor	OC	64	Brigham Young	1985-88	26	11
Matthews, Bill	LB	53	South Dakota State	1979-81	48	10
Matthews, Henry	RB	35	Michigan State	1972	3	3
Matthews, Michael	TE	80	Georgia Tech	2009	4	0
May, Art	DE	71	Tuskegee	1971	11	5
Mayo, Jerod	LB	51	Tennessee	2008-15	103	93
Mays, Corey	LB	46	Notre Dame	2006-07	9	0
Mayer, Shawn	S	39, 23	Penn State	2003-04	12	0
McAlister, James	RB/KR	37	UCLA	1978	16	0
McCabe, Jerry	LB	52	Holy Cross	1987	3	3
McCall, Bob	RB	24	Arizona	1973	8	1
McCarron, Riley	WR	17	Iowa	2018	1	0
McCarthy, Shawn	P	11	Purdue	1991-92	29	0
McClain, Terrell	DL	93	South Florida	2012	1	0
McClellan, Albert	LB	59	Marshall	2018	7	0
McClellin, Shea	LB	58	Boise State	2016-17	14	4
McComb, Don	DE	85	Villanova	1960	1	0
McCourty, Devin	DB	32	Rutgers	2010-22	205	205
McCourty, Jason	CB	30	Rutgers	2018-20	44	33
McCrary, Fred	FB	44	Mississippi State	2003	6	3
McCray, Prentice	S	34	Arizona State	1974-80	81	65
McCurry, Dave	S	40	Iowa State	1974	2	0
McDermott, Conor	OL	75	UCLA	2022-23	12	11
McDermott, Sean	LS	49	Kansas	2003	1	0
McDonald, Dewey	S	31	California (Pa.)	2015	1	0
McDonald, Nick	OL	65	Grand Valley State	2011-12	16	3
McDougald, Doug	DE	70	Virginia Tech	1980	8	0
McGee, George	OT	75	Southern	1960	14	14
McGee, Tony	DE	78	Bishop (Texas)	1974-81	119	37
McGinest, Willie	DE/LB	55	Southern Cal.	1994-2005	171	146
McGovern, Rob	LB	58	Holy Cross	1992	4	0
McGowan, Brandon	S	30	Maine	2009-10	16	11
McGrew, Lawrence	LB	50	Southern Cal.	1980-89	122	74
McGrew, Michael	WR	15	Virginia	2005	0	0
McGrone, Cameron	LB	45	Michigan	2021-22	0	0
McGruder, Scooter	CB	27	Kent State	1996-97	17	0
McHale, Joe	LB	55	Delaware	1987	3	0
McKay, Bob	OT	66	Texas	1976-78	39	16
McKenzie, Tyrone	LB	44	South Florida	2009	0	0
McKinnon, Don	LB	51	Dartmouth	1963-64	17	2
McMahon, Art	DB	28	N.C. State	1968-72	43	7
McMichael, Steve	DL	66	Texas	1980	6	0
McMillan, Raekwon	LB	46, 50	Ohio State	2021-23	16	1
McMurtry, Greg	WR	86	Michigan	1990-93	58	41
McNeil, Emmanuel	NT	92	Tennessee-Martin	1989	1	0
McQuay, Leon	RB	31	Tampa	1975	13	0
McSwain, Chuck	RB	32	Clemson	1987	3	1
McSwain, Rod	CB	23	Clemson	1984-90	90	17
Meggett, David	RB	22	Towson State	1995-97	48	3
Megna, Marc	LB	96, 99	Richmond	1999-2000	4	0
Meixler, Ed	LB	52	Boston University	1965	4	0
Melander, Jon	OG	64	Minnesota	1991	11	3
Melifonwu, Obi	DB	22	Connecticut	2018-19	2	0
Melvin, Rashaan	DB	24	Northern Illinois	2015	8	0
Merkerson, Ron	LB	50	Colorado	1999	0	0
Meriweather, Brandon	DB	31	Miami (Fla.)	2007-10	64	40
Mesko, Zoltan	P	14	Michigan	2010-12	48	0

PATRIOTS ALL-TIME ROSTER

NAME	POS.	#	COLLEGE	YEARS	GP	GS
Meyers, Jakobi	WR	16	North Carolina State.....	2019-22	60	39
Michel, Sony	RB	26	Georgia.....	2018-20	38	28
Mickens, Ray	CB	38	Texas A&M.....	2006	4	0
Mildren, Jack	S	45	Oklahoma.....	1974	14	10
Millen, Hugh	QB	7	Washington.....	1991-92	20	20
Miller, Al	RB	32	Boston College.....	1960	14	8
Miller, Dan	K	6	Miami (Fla.).....	1982	2	0
Miller, Jim	QB	13	Michigan State.....	2004	0	0
Miller, Josh	P	8	Arizona.....	2004-06	42	0
Milloy, Lawyer	S	36	Washington.....	1996-2002	112	106
Mills, Garrett	TE	45	Tulsa.....	2006	0	0
Mills, Jalen	DB	2	Louisiana State.....	2021-23	43	34
Mingo, Barkevious	LB	51	Louisiana State.....	2016	16	0
Mirich, Rex	DT	76	Northern Arizona.....	1970	7	1
Mitchell, Brandon	DE	98	Texas A&M.....	1997-2001	62	37
Mitchell, DaMarcus	DL	97	Purdue.....	2022	16	0
Mitchell, Leroy	DB	41	Texas Southern.....	1967-68	28	28
Mitchell, Malcolm	WR	19	Georgia.....	2016-17	14	6
Mitchell, Mel	S	24	Western Kentucky.....	2006-07	10	0
Moe, TJ	WR	84	Missouri.....	2013	0	0
Molden, Antwan	CB	27	Eastern Kentucky.....	2011	16	2
Moncrief, Donte	WR	14	Mississippi State.....	2020	6	0
Montgomery II, Ty	WR	14	Stanford.....	2022-23	14	0
Montler, Mike	OT	64	Colorado.....	1969-72	53	50
Moore, Arthur	DT	75	Tulsa.....	1973-77	29	0
Moore, Brandon	OT	70	Duke.....	1993-95	26	0
Moore, Eric	DL	92, 98	Florida State.....	2010, 11	6	3
Moore, Greg	LB	54	Tennessee-Chattanooga.....	1987	3	3
Moore, Leroy	DE	61	Ft. Valley State.....	1961-62	19	2
Moore, Marty	LB	58, 90	Kentucky.....	1994-99, 2001	96	10
Moore, Rashad	DL	95	Tennessee.....	2007	1	0
Moore, Sterling	DB	29	Southern Methodist.....	2011-12	14	3
Moore, Steve	OT	67	Tennessee State.....	1983-87	52	31
Moore, Will	WR	83	Texas Southern.....	1995	16	13
Moore, Zach	DL	90	Concordia-St. Paul.....	2014	8	1
Moreland, Earthwind	CB	29	Georgia Southern.....	2004	9	2
Morey, Sean	WR	85	Brown.....	1999	2	0
Morgan, Stanley	WR	86	Tennessee.....	1977-89	180	165
Morris, Aric	S	29	Michigan State.....	2003	4	0
Morris, James	LB	49	Iowa.....	2014	0	0
Morris, Jamie	RB	24	Michigan.....	1990	5	0
Morris, Jon	OC	56	Holy Cross.....	1964-74	130	82
Morris, Sammy	RB	34	Texas Tech.....	2007-10	41	12
Morris, Guy	OC	75	Texas Christian.....	1984-87	53	22
Mosely, Quandre	DB	34	Kentucky.....	2022	1	0
Mosier, John	TE	88	Kansas.....	1973	2	2
Moss, Randy	WR	81	Marshall.....	2007-10	52	51
Moss, Roland	TE	86	Toledo.....	1971	14	6
Moss, Zefross	T	77	Alabama State.....	1997-99	42	42
Mowatt, Zeke	TE	81	Florida State.....	1990	10	0
Mruczkowski, Gene	OL	64	Purdue.....	2003-06	18	0
Mulligan, Matthew	TE	88	Maine.....	2013	15	4
Munson, Calvin	LB	43	San Diego State.....	2021, 22-23	10	0
Murray, Bill	OL	62	William & Mary.....	2022	1	0
Murphy, Bill	WR	31	Cornell.....	1968	6	5
Murphy, Jim	QB	7	Northeastern.....	1998	0	0
Murrell, Marques	LB	93	Appalachian State.....	2010	1	0
Myers, Leonard	CB	25	Miami (Fla.).....	2001-02	15	1

- N -

NAME	POS.	#	COLLEGE	YEARS	GP	GS
Nance, Jim	RB	35	Syracuse.....	1965-71	94	66*
Naposki, Eric	LB	49	Connecticut.....	1988-89	4	0
Neal, Stephen	OL	61	Cal State Bakersfield.....	2001-10	86	81
Neblett, Andre	DL	71	Temple.....	2013	1	0

PATRIOTS ALL-TIME ROSTER

NAME	POS.	#	COLLEGE	YEARS	GP	GS
Neighbors, Billy	OG	73	Alabama.....	1962-65.....	56.....	56
Nelson, Edmund	DE	65	Auburn.....	1988.....	12.....	1
Nelson, Steve	LB	57	N. Dakota State.....	1974-87.....	174.....	173
Neumann, Tom	RB	36	Northern Michigan.....	1963.....	10.....	4
Neville, Tommy	OT	77	Mississippi State.....	1965-77.....	160.....	114*
Newhouse, Marshall	OL	72	Texas Christian.....	2019.....	15.....	9
Newton, Cam	QB	1	Auburn.....	2020.....	15.....	15
Nichols, Bob	TE	87	Boston University.....	1967-68.....	15.....	1
Nichols, Ricky	WR	86	East Carolina.....	1987.....	1.....	0
Ninkovich, Rob	LB/DE	50	Purdue.....	2009-16.....	123.....	101
Nixon, Tre	WR	82	Central Florida.....	2023.....	0.....	0
Nordin, Quinn	K	3, 47	Michigan.....	2021-22.....	0.....	0
Nugent, David	DE	92	Purdue.....	2000-01.....	15.....	1
Nugent, Mike	K	2	Ohio State.....	2019.....	4.....	0

- O -

NAME	POS.	#	COLLEGE	YEARS	GP	GS
O'Callaghan, Ryan	T	68	California.....	2006-08.....	25.....	7
O'Connell, Kevin	QB	5	San Diego State.....	2008.....	2.....	0
O'Hanley, Ross	DB	25	Boston College.....	1960-65.....	63.....	NA
O'Neal, Deltha	CB	21	California.....	2008.....	16.....	10
O'Neill, Pat	P	5	Syracuse.....	1994-95.....	24.....	0
Oakes, Don	OT	71	Virginia Tech.....	1963-68.....	27.....	16
Ochocinco, Chad	WR	85	Oregon State.....	2011.....	15.....	3
Ohrnberger, Rich	OL	60	Penn State.....	2009-11.....	5.....	0
Ojinnaka, Quinn	OL	69	Syracuse.....	2010.....	8.....	0
Olszewski, Gunner	WR	80	Bemidji State.....	2019-21.....	37.....	2
Onwenu, Mike	OL	71	Michigan.....	2020-23.....	64.....	56
Orton, Greg	WR	16	Purdue.....	2014.....	0.....	0
Osborne, Chuck	DT	71	Arizona.....	2000.....	0.....	0
Osley, Willie	CB	37	Illinois.....	1974.....	10.....	4
Outlaw, John	DB	44	Jackson State.....	1969-72.....	33.....	19
Overton, Don	RB	29	Fairmont State.....	1990.....	7.....	0
Owen, Tom	QB	17	Wichita State.....	1976-81.....	12.....	1
Owens, Dennis	NT	98	N.C. State.....	1982-86.....	71.....	44
Ozigbo, Devine	RB	34	Nebraska.....	2021.....	0.....	0

- P -

NAME	POS.	#	COLLEGE	YEARS	GP	GS
Page, Jarrad	S	44	UCLA.....	2010.....	10.....	1
Palardy, Michael	P	17	Tennessee.....	2022.....	8.....	0
Parilli, Babe	QB	15	Kentucky.....	1961-67.....	94.....	11*
Parker, DeVante	WR	1	Louisville.....	2022-23.....	26.....	24
Parker, Riddick	DT	97	North Carolina.....	2001.....	13.....	0
Pass, Patrick	RB	35	Georgia.....	2000-06.....	78.....	11
Patrick, Mike	P	2	Mississippi State.....	1975-78.....	43.....	0
Patten, David	WR	86	Western Carolina.....	2001-04.....	54.....	44
Patterson, Cordarrelle	WR	84	Tennessee.....	2018.....	15.....	5
Patton, Jerry	DE	72	Nebraska.....	1975.....	3.....	3
Paulk, Jeff	FB	46	Arizona State.....	2000.....	1.....	0
Paxton, Lonie	LS	66	Sacramento State.....	2000-08.....	141.....	0
Pennywell, Carlos	WR	88	Grambling State.....	1978-81.....	48.....	2
Peoples, George	RB	35	Auburn.....	1983.....	16.....	0
Peppers, Jabrill	S	3,5	Michigan.....	2022-23.....	32.....	20
Perkins, Ronnie	LB	51	Oklahoma.....	2021-22.....	0.....	0
Perkins, Willis	OG	67	Texas Southern.....	1961.....	1.....	1
Perryman, Robert	RB	34	Michigan.....	1987-89.....	41.....	31
Peterson, Joe	CB	45	Nevada-Reno.....	1987.....	3.....	3
Petrus, Mitch	OL	67	Arkansas.....	2012.....	2.....	0
Pettway, La'Michael	TE	46	Iowa State.....	2023.....	0.....	0
Pharms Jr., Jeremiah	DL	70	Friends.....	2023.....	12.....	0
Phelps, Leroy	DB	46	Oregon.....	1960.....	2.....	0
Phifer, Roman	LB	95	UCLA.....	2001-04.....	59.....	46

HISTORY

PATRIOTS ALL-TIME ROSTER

NAME	POS.	#	COLLEGE	YEARS	GP	GS
Phillips, Adrian	DB	21	Texas	2020-23	67	38
Phillips, Jess	RB	35	Michigan State	1976-77	27	0
Philpott, Ed	LB	52	Miami (Ohio)	1967-71	68	53
Pickering, Clay	WR	48	Maine	1987	1	0
Pitts, Mike	DE	93	Alabama	1993-94	32	31
Pleasant, Anthony	DE	98	Tennessee State	2001-03	37	27
Plunkett, Art	OT	70	UNLV	1985, 87	22	1
Plunkett, Jim	QB	16	Stanford	1971-75	61	61
Polite, Lousaka	FB	36	Pittsburgh	2011	1	0
Pool, David	CB	27	Carson-Newman	1991-92	31	17
Poole, Tyrone	CB	38	Fort Valley State	2003-05	22	21
Pope, Ken	CB	41	Oklahoma	1974	4	0
Porell, Tom	NT	65	Boston College	1987	1	1
Porter, Willie	DB	27	Texas Southern	1968	13	0
Posey, David	K	9	Florida	1978	11	0
Poteat, Hank	CB	31, 32	Pittsburgh	2004-06	12	2
President, Andre	TE	88	Angelo State	1995	1	0
Prestridge, Luke	P	17	Baylor	1984	9	0
Price, Kenny	LB	54	Iowa	1971	1	0
Price, Taylor	WR	17	Ohio	2010-11	4	0
Profit, Eugene	DB	22	Yale	1986-88	5	0
Pruett, Perry	DB	39	North Texas State	1971	11	1
Pryor, Myron	DL	91	Kentucky	2009-11	24	2
Puetz, Garry	OG	77	Valparaiso	1979-81	36	5
Purnell, Lovett	TE	48, 85	West Virginia	1996-98	34	7
Purvis, Vic	WR	31	Southern Mississippi	1966-67	16	0*
Pyne, George	DL	75	Olivet	1965	14	4

- R -

NAME	POS.	#	COLLEGE	YEARS	GP	GS
Rademacher, Bill	WR	33	N. Michigan State	1969-70	27	5
Rakoczy, Gregg	OL	71	Miami (Fla.)	1991-92	21	4
Ramsey, Derrick	TE	88	Kentucky	1983-85	46	23
Ramsey, Tom	QB	12	UCLA	1985-88	21	4
Ratkowski, Ray	RB	23	Notre Dame	1961	1	NA
Rawlings, Josh	OL	62	Minnesota	2000	0	0
Ray, Eddie	RB/P	36	Louisiana State	1970	5	1
Ray, Terry	S	23	Oklahoma	1993-96	63	24
Reagor, Jalen	WR	83	TCU	2023	11	1
Redd, Vince	LB	49	Liberty	2008	5	0
Redding, Reggie	OL	70	Cal State-Fullerton	1992	14	14
Redmond, Alex	OL	64	UCLA	2021	0	0
Redmond, J.R.	RB	21	Arizona State	2000-02	33	5
Reed, Benton	DE	71	Mississippi	1987	3	3
Reedy, Bernard	WR	17	Toledo	2017	2	0
Rehberg, Scott	T	60	Central Michigan	1997-98	8	0
Rehder, Tom	OT	76	Notre Dame	1988-89	32	0
Reid, Dexter	S	42	North Carolina	2004	13	2
Reiff, Riley	OL	74	Iowa	2023	1	0
Reilly, Kevin	LB	55	Villanova	1975	4	1
Reilly, Trevor	LB	51	Utah	2017	6	1
Revis, Darrelle	CB	24	Pittsburgh	2014	16	16
Rembert, Johnny	LB	52	Clemson	1983-92	126	72
Reynolds, Bob	OT	74	Bowling Green	1972-73	20	14
Reynolds, Ed	LB	95	Virginia	1983-91	119	34
Reynolds, Ricky	CB	21	Washington State	1994-96	42	35
Reynolds, Ross	OL	64	Iowa	2020	0	0
Reynolds, Tom	WR	21	San Diego State	1972	12	0
Rheams, Leonta	DL	75	Houston	1998	6	0
Rice, Rodney	DB	43	Brigham Young	1989	10	0
Richard, Darryl	DL	90	Georgia Tech	2009-2010	0	0
Richard, Jamey	OL	71	Buffalo	2012	0	0
Richards, Dave	OL	62	UCLA	1996	5	0
Richards, Jordan	DB	37, 39	Stanford	2015-17, 19	44	7

PATRIOTS ALL-TIME ROSTER

NAME	POS.	#	COLLEGE	YEARS	GP	GS
Richardson, Al	DE	79	Grambling State.....	1960.....	3.....	NA
Richardson, Jesse	DT	75	Alabama.....	1962-64.....	42.....	NA
Richardson, Mike	DB	35	Notre Dame.....	2007-08.....	10.....	0
Richardson, Tom	WR	49	Jackson State.....	1969-70.....	15.....	0
Ridley, Stevan	RB	22	LSU.....	2011-14.....	52.....	25
Rivera, Mike	LB	59	Kansas.....	2012.....	10.....	1
Rivers, Derek	DE	95	Youngstown State.....	2017-20.....	14.....	0
Rivers, Marcellus	TE	82	Oklahoma State.....	2007.....	3.....	0
Robbins, Randy	S	48	Arizona.....	1992.....	15.....	15
Roberts, Darryl	DB	34	Marshall.....	2015.....	0.....	0
Roberts, Elandon	LB	52	Houston.....	2016-19.....	60.....	33
Roberts, Sam	DL	96	Northwest Missouri State.....	2022-23.....	12.....	1
Roberts, Tim	DE	94	Southern Mississippi.....	1995.....	13.....	12
Roberts, William	G	76	Ohio State.....	1995-96.....	32.....	27
Robinson, Bo	RB	41	West Texas State.....	1984.....	16.....	1
Robinson, Greg	OT	61, 68	Sacramento State.....	1987.....	3.....	3
Robinson, Junior	CB	27	East Carolina.....	1990.....	16.....	0
Robinson, Rex	K	7	Georgia.....	1982.....	3.....	0
Robinson-Randall, Greg	T	64, 77	Michigan State.....	2000-02.....	35.....	22
Robotti, Frank	LB/RB	51	Boston College.....	1961.....	12.....	NA
Rogers, Doug	DE	65	Stanford.....	1984.....	12.....	0
Romaniszyn, Jim	LB	53	Edinboro State (Pa.).....	1976.....	11.....	2
Romeo, Tony	TE	86	Florida State.....	1962-67.....	75.....	0*
Romine, Al	DB	46	Florence State.....	1961.....	1.....	NA
Ross, D'Angelo	DB	41, 39	New Mexico.....	2019-20-21.....	3.....	1
Rourke, Nathan	QB	13	Ohio.....	2023.....	0.....	0
Rowe, Dave	DT	76	Penn State.....	1971-73.....	42.....	33
Rowe, Eric	DB	25	Utah.....	2016-18.....	21.....	12
Rucci, Todd	OG	71	Penn State.....	1993-99.....	85.....	75
Rucker, Reggie	WR	33	Boston University.....	1971-74.....	43.....	38
Rudolph, Jack	LB	80	Georgia Tech.....	1960-65.....	56.....	NA
Ruegamer, Grey	C/G	67	Arizona State.....	2000-02.....	33.....	3
Russ, Bernard	LB	51	West Virginia.....	1997-99.....	9.....	0
Russell, Leonard	RB	32	Arizona State.....	1991-93.....	43.....	40
Russey, Kody	OL	66	Houston.....	2022.....	0.....	0
Ruth, Mike	NT	65	Boston College.....	1986-87.....	8.....	0
Rutledge, Rod	TE	83	Alabama.....	1998-2001.....	63.....	31
Ruud, Bo	LB	91	Nebraska.....	2008.....	0.....	0
Ryan, Logan	CB	26	Rutgers.....	2013-16.....	64.....	40
Ryland, Chad	K	38	Maryland.....	2023.....	17.....	0

- S -

NAME	POS.	#	COLLEGE	YEARS	GP	GS
Sabb, Dwayne	LB	95	New Hampshire.....	1992-96.....	73.....	24
Sacco, Frank	LB	95	Fordham.....	1987.....	2.....	0
Sagapolutele, Pio	DT	75	San Diego State.....	1996.....	15.....	10
Salas, Greg	WR	17	Hawaii.....	2012.....	1.....	0
Saltz, Lee	QB	12	Temple.....	1992.....	0.....	0
Sam, Christian	LB	44	Arizona State.....	2018.....	0.....	0
Sam, P.K.	WR	14	Florida State.....	2004.....	3.....	0
Samuel, Asante	CB	22	Central Florida.....	2003-07.....	75.....	53
Sanders, James	S	36	Fresno State.....	2005-10.....	84.....	50
Sanders, John	S	25	South Dakota.....	1974-76.....	30.....	24
Sanders, Lewis	DB	29	Maryland.....	2008.....	10.....	4
Sandham, Todd	OG	72	Northeastern.....	1987.....	2.....	0
Sands, Terrell	DL	74	Tennessee-Chattanooga.....	2009.....	1.....	0
Sanford, Rick	FS	25	South Carolina.....	1979-84.....	89.....	53
Sanu Sr., Mohamed	WR	14	Rutgers.....	2019.....	8.....	6
Saranovitz, Brian	OG	70	New Hampshire.....	1987.....	0.....	0
Sardisco, Tony	OG	64	Tulane.....	1960-62.....	40.....	NA
Satcher, Doug	LB	58	Southern Mississippi.....	1966-68.....	28.....	26
Sauerbrun, Todd	P	18	West Virginia.....	2006.....	2.....	0
Sawyer, Jon	CB	31	Cincinnati.....	1987.....	2.....	0
Saxon, Mike	P	4	San Diego State.....	1993.....	16.....	0

PATRIOTS ALL-TIME ROSTER

NAME	POS.	#	COLLEGE	YEARS	GP	GS
Saylor, Jace	DL	94	Michigan State	2001	2	1
Scarpito, Bob	WR/P	46	Notre Dame	1968	14	0
Schaum, Greg	DE	76	Michigan State	1978	14	0
Schmidt, Bob	OT	74	Minnesota	1964	14	NA
Scholtz, Bruce	LB	51	Texas	1989	8	2
Schooler, Brenden	DB	41	Texas	2022-23	33	0
Schottenheimer, Marty	LB	54	Pittsburgh	1969-70	23	5
Schroeder, Bill	WR	18	Wisconsin-La Crosse	1995	0	0
Schubert, Eric	K	1	Pittsburgh	1987	1	0
Schubert, Steve	WR	87	Massachusetts	1974	8	2
Schwedes, Gerhard	RB	31	Syracuse	1960-61	7	NA
Schwenke, Brian	OL	63	California	2018	3	0
Scott, Chad	CB	30	Maryland	2005-07	17	9
Scott, Clarence	DB	26	Morgan State	1969-72	43	24
Scott, Guss	S	29,39	Florida	2004-06	6	2
Scott, Trevor	DE	99	Buffalo	2012	14	2
Scott, Walter	DL	94	East Carolina	1996	1	0
Scott, Willie	TE	88	South Carolina	1986-88	25	2
Scruggs, Greg	TE	83	Louisville	2016	0	0
Sealby, Randy	LB	53, 59	Missouri	1987	2	1
Seau, Junior	LB	55	Southern Cal	2006-09	38	16
Secules, Scott	QB	10	Virginia	1993	12	4
Sellers, Ron	WR	34	Florida State	1969-71	35	30
Serwanga, Kato	CB	31	California	1998-2000	31	3
Seymour, Richard	DL	93	Georgia	2001-08	111	105
Shaw, Harold	FB	44	Southern Mississippi	1998-2000	35	0
Shaw, Sedrick	RB	23	Iowa	1997-98	14	1
Shaw, Terrance	CB	22	Stephen F. Austin	2001	13	3
Sheard, Jabbaal	DL	93	Pittsburgh	2015-16	28	9
Shegog, Ron	SS	42	Austin Peay	1987	3	3
Shelton, Danny	DL	71	Washington	2018-19	29	15
Sherman, Tom	QB/DB	14	Penn State	1968-69	18	7
Sherman, Will	OL	68	Colorado	2021	1	0
Shiancoe, Visanthe	TE	80	Morgan State	2012	5	0
Shiner, Dick	QB	11	Maryland	1973-74	4	0
Shoate, Rod	LB	56	Oklahoma	1975-81	76	65
Shonta, Chuck	DB	34	Eastern Michigan	1960-67	14	14
Shorts, Peter	DE	90	Illinois State	1989	1	0
Sievers, Eric	TE	85	Maryland	1989-90	24	6
Siliga, Sealver	DT	71, 96	Utah	2013-15	25	13
Silvestro, Alex	DE	69	Rutgers	2011	1	0
Simerson, John	OT	75	Purdue	1961	10	NA
Simmons, Kendall	G	71	Auburn	2009	1	0
Simmons, Tony	WR	81	Wisconsin	1998-2000	38	9
Simon, John	DE	55	Ohio State	2018-20	43	30
Sims, Kenneth	DE	77	Texas	1982-89	74	64
Singer, Karl	OT	68	Purdue	1966-68	39	0
Singleton, Chris	LB	55	Arizona	1990-93	33	22
Sisson, Scott	K	9	Georgia Tech	1993	13	0
Skene, Doug	G	74	Michigan	1994	6	6
Skinner, Deontae	LB	55	Mississippi State	2014	7	1
Slade, Chris	LB	53	Virginia	1993-2000	127	108
Slater, Matthew	WR	18	UCLA	2008-23	239	3
Small, Torrance	WR	84	Alcorn State	2001	3	0
Smerlas, Fred	NT	76	Boston College	1991-92	32	1
Smith, Antowain	RB	32	Houston	2001-03	45	36
Smith, Donnell	DE	65	Southern	1973-74	21	0
Smith, Hal	DT	70	UCLA	1960	10	NA
Smith, John	K	1	Southampton (England)	1974-83	116	0
Smith, Jonathan	WR	81	Georgia Tech	2006	2	0
Smith, Jonnu	TE	81	Florida International	2021-22	30	19
Smith, Kenny	DL	95	Alabama	2008	0	0
Smith, Le Kevin	DL	90	Nebraska	2006-08	31	0
Smith, Otis	CB	45	Missouri	1996, 2000-02	56	48
Smith, Ricky	DB	27	Alabama State	1982-84	26	0
Smith, Rod	DB	22	Notre Dame	1992-94	48	17

PATRIOTS ALL-TIME ROSTER

NAME	POS.	#	COLLEGE	YEARS	GP	GS
Smith, Sean	DE	97	Georgia Tech.....	1990-91.....	17	1
Smith-Schuster, J.U.	WR	7	Southern California.....	2023.....	11	7
Snyder, Al	WR	38	Holy Cross.....	1964.....	2	NA
Snyder, Kevin	LB	45	Rutgers.....	2015.....	0	0
Sokol, Matt	TE	87	Michigan State.....	2022-23.....	6	1
Solder, Nate	T	77	Colorado.....	2011-17.....	98	95
Solitis, Bob	DB	42	Minnesota.....	1960-61.....	3	NA
Songin, Ed "Butch"	QB	11	Boston College.....	1960-61.....	28	NA
Sopoaga, Isaac	DT	90	Hawaii.....	2013.....	6	2
Sow, Sidy	OL	62	Eastern Michigan.....	2023.....	15	13
Spach, Stephen	TE	82	Fresno State.....	2007-08.....	5	0
Spann, Antwain	CB	31	Louisiana-Lafayette.....	2006-08.....	19	0
Spears, Ron	DE	78	San Diego State.....	1982-83.....	8	1
Speed, Ammer	DB	28	Michigan State.....	2023.....	5	0
Spence, Akeem	DL	52	Illinois.....	2020.....	6	0
Spikes, Brandon	LB	55	Florida.....	2010-13.....	51	39
Spires, Greg	DE	94	Florida State.....	1998-2000.....	42	3
Springs, Shawn	S	29	Ohio State.....	2009.....	12	8
St. Jean, Lennie	OG	60	N. Michigan.....	1964-73.....	140	96*
Stallworth, Donté	WR	18, 19	Tennessee.....	2007, 12.....	17	9
Stanback, Isaiah	WR/QB	15	Washington.....	2009.....	6	2
Stanley, Sylvester	NT	63	Michigan.....	1994.....	7	0
Stanley, Walter	WR	81	Colorado.....	1992.....	13	0
Starks, Duane	CB	23	Miami (Fla.).....	2005.....	7	6
Starring, Stephen	WR	81	McNeese.....	1983-87.....	72	33
Stavrovsky, Jason	K	4	Tulsa.....	1988-91.....	42	0
Steinfort, Fred	K	5	Boston College.....	1983.....	9	0
Stenger, Brian	LB	59	Notre Dame.....	1973.....	10	2
Stephens, Calvin	G	68	South Carolina.....	1992.....	14	1
Stephens, John	RB	44	NW Louisiana State.....	1988-92.....	76	59
Stephens, Tom	DB/TE	45	Syracuse.....	1960-64.....	49	NA
Stevens, Matt	S	26	Appalachian State.....	2000-01.....	16	4
Stevenson, Rhamondre	RB	38	Oklahoma.....	2021-23.....	41	21
Stidham, Jarrett	QB	4	Auburn.....	2019-21.....	8	0
Stingley, Darryl	WR	84	Purdue.....	1973-77.....	60	53
Stokes, Barry	OL	75	Eastern Michigan.....	2008.....	0	0
Stokes, Eric	C-G	78	Northeastern.....	1987.....	1	1
Stokes, J.J.	WR	85	UCLA.....	2003.....	2	0
Stolberg, Eric	WR	19	Indiana.....	1971.....	0	0
Stone, Michael	S	24	Memphis.....	2005.....	13	3
Stork, Bryan	OL	66	Florida State.....	2014-15.....	21	17
Strange, Cole	OL	69	Chattanooga.....	2022-23.....	27	27
Striegel, Bill	LB	72	College of Pacific.....	1960.....	5	NA
Strong Jr., Pierre	RB	35	South Dakota State.....	2022.....	15	0
Stuckey, Shawn	LB	93	Troy State.....	1998.....	6	0
Stueber, Andrew	OL	64	Michigan.....	2022-23.....	0	0
Studstill, Pat	P	2	Houston.....	1972.....	14	0
Sturt, Fred	G	63	Bowling Green.....	1976-78.....	29	0
Suci, Bob	DB	21	Michigan State.....	1963.....	14	NA
Sudfeld, Zach	TE	44	Nevada.....	2013.....	3	0
Sullivan, Chris	DE	74	Boston College.....	1996-99, 2001.....	63	20
Svitek, Will	OL	74	Stanford.....	2013.....	13	2
Swanson, Terry	P	36	Massachusetts.....	1967-68.....	24	0
Sweet, Joe	WR	81	Tennessee State.....	1974.....	4	0
Sykes, Alfred	WR	13	Florida A&M.....	1971.....	4	1

HISTORY

- T -

NAME	POS.	#	COLLEGE	YEARS	GP	GS
Taliaferro, Mike	QB	17	Illinois.....	1968-71.....	32	25
Talib, Aqib	CB	31	Kansas.....	2012-13.....	19	18
Tanner, John	LB/DE	53	Tennessee Tech.....	1973-74.....	27	2
Tardits, Richard	LB	53	Georgia.....	1990-92.....	27	1
Tarpinian, Jeff	LB	53	Iowa.....	2011-12.....	10	1
Tarver, John	RB	36	Colorado.....	1972-74.....	31	15

PATRIOTS ALL-TIME ROSTER

NAME	POS.	#	COLLEGE	YEARS	GP	GS
Tate, Brandon	WR	19	North Carolina	2009-10	18	11
Tatupu, Mosi	RB	30	Southern Cal	1978-90	194	22
Tavai, Jahiani	LB	48	Hawaii	2021-23	47	28
Taylor, Chris	RB	35	Indiana	2009	0	0
Taylor, Fred	RB	21	Florida	2009-10	13	1
Taylor, Gene	WR	82	Fresno State	1991	1	0
Taylor, Greg	RB	45	Virginia	1982	1	0
Taylor, J.J.	RB	42	Arizona	2020-22	12	0
Taylor, Kitrick	WR	49	Washington State	1989	4	0
Tennant, Matt	OL	67	Boston College	2012	0	0
Testaverde, Vinny	QB	14	Miami (Fla.)	2006	3	0
Tharpe, Larry	OT	77	Tennessee State	1996	0	0
Thomas, Adalius	LB	96	Southern Mississippi	2007-09	39	35
Thomas, Ben	DE	99	Auburn	1985	15	0
Thomas, Blair	RB	32	Penn State	1994	3	0
Thomas, Demaryius	WR	88	Georgia Tech	2019	0	0
Thomas, David	TE	86	Texas	2006-08	32	13
Thomas, Donald	OL	64	Connecticut	2011-12	26	8
Thomas, Donnie	LB	51	Indiana	1976	3	1
Thomas, Gene	RB	22	Florida A&M	1968	9	4
Thomas, Henry	DT	95	Louisiana State	1997-2000	64	52
Thomas, Jordan	TE	83	Mississippi State	2020	2	0
Thomas, Santonio	DL	92	Miami (Fla.)	2007	4	0
Thompkins, Kenbrell	WR	85	Cincinnati	2013-14	14	9
Thompson, Leroy	RB	36	Penn State	1994	16	1
Thompson, Reyna	CB	21	Baylor	1993	15	6
Thornton, Khyri	DL	74	Southern Mississippi	2015	0	0
Thornton, Tyquan	WR	11	Baylor	2022-23	22	12
Thuney, Joe	OL	62	North Carolina State	2016-20	80	80
Thurman, Nick	DL	92	Houston	2020	7	1
Timpson, Michael	WR	83	Penn State	1989-94	70	25
Tippett, Andre	LB	56	Iowa	1982-88, 90-93	151	139
Tipton, Dave	NT	60	Western Illinois	1975-76	12	0
Tobin, Matt	OL	64	Iowa	2018	0	0
Toler, Ken	WR	82	Mississippi	1981-82	25	0
Tomlinson, Eric	TE	82	Texas El-Paso	2019	2	2
Toner, Ed	DT	75	Massachusetts	1967-70	26	0
Towns, Bobby	DB	34	Georgia	1961	2	NA
Traylor, Keith	NT	98	Central State (Okla.)	2004	16	10
Trull, Don	QB	19	Baylor	1967	7	3
Tucker, Erroll	DB	21	Utah	1989	5	0
Tucker, Ross	OL	69	Princeton	2005	1	0
Tuitele, Maugaula	LB	47, 59	Colorado State	2000-02	5	0
Tupa, Tom	P	19	Ohio State	1996-98	48	0
Turner, Bake	WR	40	Texas Tech	1970	14	13
Turner, Bill	DE	74	Boston College	1987	2	0
Turner, Kevin	RB	34	Alabama	1992-94	48	19
Turner, T.J.	LB	99	Michigan State	2001	2	0
Twombly, Darren	C	64	Boston College	1987	1	1
Tyms, Brian	WR	84	Florida A&M	2014-15	11	2

- U -

NAME	POS.	#	COLLEGE	YEARS	GP	GS
Uche, Joshua	LB	53, 55	Michigan	2020-23	51	3
Underwood, Tiquan	WR	10	Rutgers	2011	6	0

- V -

NAME	POS.	#	COLLEGE	YEARS	GP	GS
Valentine, Vincent	DT	99	Nebraska	2016-17	13	2
Van Eeghen, Mark	RB	34	Colgate	1982-83	24	16
Van Noy, Kyle	LB	53	Brigham Young	2016-19, 21	67	53
Vataha, Randy	WR	18	Stanford	1971-76	82	44
Vaughn, Jon	RB	24	Michigan	1991-92	32	7

PATRIOTS ALL-TIME ROSTER

NAME	POS.	#	COLLEGE	YEARS	GP	GS
Vellano, Joe	DL	72	Maryland	2013-14	21	9
Ventrone, Ray	DB	41	Villanova	2006-08	17	0
Ventrone, Ross	DB	35	Villanova	2011	8	0
Vereen, Shane	RB	34	California	2011-14	42	8
Veris, Garin	DE	60, 90	Stanford	1985-91	78	46
Viaene, David	OT	70	Minnesota-Duluth	1989-90	20	8
Villa, Danny	OT	75	Arizona State	1987-91, 97	75	62
Vinatieri, Adam	K	4	South Dakota State	1996-2005	160	0
Virgin, Dee	DB	38	West Alabama	2020	0	0
Virkus, Scott	DE	70	San Francisco CC	1984	5	0
Vizcaino, Tristan	K	14	Washington	2022	2	0
Vollmer, Sebastian	OL	76	Houston	2009-16	88	80
Vrabel, Mike	LB	50	Ohio State	2001-08	125	110

- W -

NAME	POS.	#	COLLEGE	YEARS	GP	GS
Waddle, LaAdrian	OL	68	Texas Tech	2015-18	31	7
Wade, Shaun	CB	26	Ohio State	2021-23	20	6
Wagner, Bryan	P	9	Cal State-Northridge	1991, 95	8	0
Walker, Bruce	NT/DT	91	UCLA	1994-95	11	4
Walker, Casey	DL	98	Oklahoma	2014	5	1
Walker, Mike	K	12	None	1972	8	0
Walter, Ken	P	13, 15	Kent State	2001-03, 06	46	0
Ward, David	LB	94	Southern Arkansas	1989	16	0
Ward, Dedic	WR	17	Northern Iowa	2003	4	0
Warren, Gerard	DL	92, 98	Florida	2010, 2011	28	10
Warren, Lamont	RB	27	Colorado	1999	16	2
Warren, Ty	DL	94	Texas A&M	2003-10	105	92
Washington, Clyde	DB	31	Purdue	1960-61	27	NA
Washington, John	DT	76	Oklahoma State	1993	16	13
Washington, Kelley	WR	15	Tennessee	2007-08	24	0
Washington, Leon	RB	33	Florida State	2013	2	0
Washington, Mark	CB	46	Morgan State	1979	12	0
Washington, Mickey	CB	21	Texas A&M	1990-91	25	4
Washington, Scotty	TE	88	Wake Forest	2022	1	0
Washington, Ted	NT	92	Louisville	2003	10	10
Waters, Brian	G	54	North Texas	2011	16	16
Watson, Benjamin	TE	84	Georgia	2004-09, 19	81	55
Watson, Dekoda	LB	53, 52	Florida State	2015	3	0
Watson, Dave	G	67	Georgia Tech	1963-64	28	NA
Weathers, Robert	RB	24	Arizona State	1982-86	44	6
Weathers, Clarence	WR	82	Delaware State	1983-84	25	0
Weaver, Jed	TE	85	Oregon	2004	10	1
Webb, Don	DB	42	Iowa State	1961-71	134	60*
Webb, Raleigh	WR	44	The Citadel	2022	10	0
Webster, George	LB	90	Michigan State	1974-76	37	25
Webster, Jason	CB	23	Texas A&M	2008	3	0
Weisacosky, Ed	LB	66	Miami (Fla.)	1971-72	28	23
Weishuhn, Clayton	LB	53	Angelo State	1982-86	30	26
Welch, Claxton	RB	43	Oregon	1973	2	1
Welch, Thomas	OL	66	Vanderbilt	2011	3	1
Welker, Wes	WR	83	Texas Tech	2007-12	93	78
Wells, Billy	RB	41	Michigan State	1960	12	NA
Wendell, Ryan	OL	62	Fresno State	2009-15	79	49
West, Mel	RB	24	Missouri	1961	4	NA
Westbrook, Don	WR	83	Nebraska	1977-81	71	1
Weston, Kade	DE	66	Georgia	2010	0	0
Whalen, Griff	WR	14	Stanford	2016	0	0
Whalen, Jim	TE	82	Boston College	1965-69	70	27*
Wheatley, Terrence	CB	22	Colorado	2008-10	11	1
Wheatley Jr., Tyrone	OL	72	Stony Brook	2023	2	0
Wheeler, Dwight	OT	62	Tennessee State	1978-83	72	39
Wheeler, Mark	DT	97	Texas A&M	1996-98	40	31
Whigham, Larry	S	25	NE Louisiana	1994-2000	106	4

HISTORY

NAME	POS.	#	COLLEGE	YEARS	GP	GS
White, Adrian	S	38	Florida.....	1993.....	5	4
White, Chris	LB	59	Mississippi State.....	2013-14.....	29	0
White, David	LB	51	Nebraska.....	1993.....	6	0
White, Harvey	QB	10	Clemson.....	1960.....	9	NA
White, James	RB	28	Wisconsin.....	2014-21.....	95	13
White, Jeff	K-P	2	Texas El Paso.....	1973.....	11	0
White, Jim	DE	87	Colorado State.....	1972.....	13	6
White, Keion	DE	99	Georgia Tech.....	2023.....	16	4
White, Reggie	DT/NT	90	North Carolina A&T.....	1995.....	16	9
White, Tracy	LB	58	Howard.....	2010-12.....	42	2
Whittingham, Fred	LB	53	Cal Poly.....	1970.....	13	0
Whitten, Todd	QB	15	Stephen F. Austin.....	1987.....	1	0
Wichard, Murray	DE	90	Frostburg State.....	1987.....	3	0
Wiggins, Jermaine	TE	85	Georgia.....	2000-01.....	20	8
Wilburn, Steve	DE	99	Illinois State.....	1987.....	3	3
Wilfork, Vince	DT	75	Miami (Fla.).....	2004-14.....	158	148
Wilhite, Jonathan	CB	24	Auburn.....	2008-10.....	39	13
Wilkerson, Kristian	WR	17	SE Missouri State.....	2020-22.....	4	1
Williams, D.J.	TE	45	Arkansas.....	2013.....	2	0
William, J.R.	LB-C	55	Louisiana Tech.....	1968-70.....	38	2
Williams, Brent	DE	96	Toledo.....	1986-93.....	121	102
Williams, Brian	TE	49	Southern.....	1982.....	1	0
Williams, Brooks	TE	80	North Carolina.....	1983.....	13	1
Williams, Derwin	WR	82	New Mexico.....	1985-87.....	42	1
Williams, Ed	LB	54	Texas.....	1984-87, 90.....	62	10
Williams, Gemara	CB	42	Buffalo.....	2006.....	0	0
Williams, Grant	T	76	Louisiana Tech.....	2000-01.....	29	12
Williams, Joejuan	CB	33	Vanderbilt.....	2019-22.....	36	1
Williams, Jon	RB	44	Penn State.....	1984.....	9	0
Williams, Larry	G	75	Notre Dame.....	1992.....	13	9
Williams, Lester	NT	72	Miami (Fla.).....	1982-85.....	42	13
Williams, Malcolm	DB	41	Texas Christian.....	2011-12.....	4	0
Williams, Michael	TE	85	Alabama.....	2015-16.....	15	9
Williams, Perry	CB	38	Clemson.....	1987.....	3	0
Williams, Tank	S	26	Stanford.....	2008.....	0	0
Williams, Toby	DE	90	Nebraska.....	1983-88.....	80	56
Williams, Trey	RB	31	Texas A&M.....	2015.....	0	0
Williams, Xavier	DL	98	Northern Iowa.....	2020.....	1	0
Wilson, Adrian	S	24	North Carolina State.....	2013.....	0	0
Wilson, Curtis	OC	75	Missouri.....	1989.....	0	0
Wilson, Darrell	DB	47	Connecticut.....	1981.....	1	0
Wilson, Darryal	WR	48	Tennessee.....	1983.....	9	0
Wilson, David	DB	26	California.....	1992.....	1	0
Wilson, Ed	QB	12	Arizona.....	1965.....	14	NA
Wilson, Eugene	DB	26	Illinois.....	2003-07.....	62	55
Wilson, Jerrel	P	4	Southern Mississippi.....	1978.....	14	0
Wilson, Joe	RB	23	Holy Cross.....	1974.....	12	0
Wilson Sr., Mack	LB	30, 3	Alabama.....	2022.....	34	4
Wilson, Marc	QB	15	Brigham Young.....	1989-90.....	30	10
Wilson, Marco	CB	19	Florida.....	2023.....	1	0
Wilson, Tavon	DB	27	Illinois.....	2012-15.....	54	4
Windsor, Bob	TE	86	Kentucky.....	1972-75.....	48	44
Winovich, Chase	DL	50	Michigan.....	2019-21.....	45	9
Winslow, Kellen	TE	82	Miami (Fla.).....	2012.....	1	0
Wirgowski, Dennis	DE	70	Purdue.....	1970-72.....	37	36
Wise Jr., Deatrich	DL	91	Arkansas.....	2017-23.....	111	56
Witt, Mel	DT	70	Arlington State.....	1967-70.....	35	14
Wohlabaugh, Dave	C	64	Syracuse.....	1995-98.....	57	57
Wonsley, George	RB	53	Mississippi State.....	1989.....	5	0
Woodhead, Danny	RB	39	Chadron State.....	2010-12.....	45	9
Woods, Carl	RB	34	Vanderbilt.....	1987.....	2	0
Woods, Pierre	LB	58	Michigan.....	2006-10.....	54	8
Woody, Damien	C	65	Boston College.....	1999-2003.....	78	76
Wooten, Ron	OG	61	North Carolina.....	1982-88.....	98	96
Wren, Darryl	CB	27	Pittsburg (Kan.) State.....	1993-94.....	33	5
Wright, Elmo	WR	17	Houston.....	1975.....	8	4
Wright, Mike	DL	99	Cincinnati.....	2005-11.....	81	22
Wright, Tim	TE	81	Rutgers.....	2014.....	16	2
Wyman, Devin	DT	72	Kentucky State.....	1996-98.....	15	4
Wynn, Isaiah	OL	76	Georgia.....	2018-22.....	43	30

- Y -

<i>NAME</i>	<i>POS.</i>	<i>#</i>	<i>COLLEGE</i>	<i>YEARS</i>	<i>GP</i>	<i>GS</i>
Yancy, Carlos	CB	40	Georgia.....	1995.....	4.....	0
Yates, Billy	G	74	Texas A&M.....	2005-08.....	22.....	11
Yates, Bob	OT/G/C	50	Syracuse.....	1960-65.....	67.....	NA
Yewcic, Tom	P-QB	14	Michigan State.....	1961-66.....	77.....	NA

- Z -

<i>NAME</i>	<i>POS.</i>	<i>#</i>	<i>COLLEGE</i>	<i>YEARS</i>	<i>GP</i>	<i>GS</i>
Zabel, Steve	LB	54	Oklahoma.....	1975-78.....	50.....	48
Zackery, Tony	FS	25	Washington.....	1990-91.....	19.....	0
Zamberlin, John	LB	54	Pacific Lutheran.....	1979-82.....	56.....	15
Zappe, Bailey	QB	4	Western Kentucky.....	2022-23.....	14.....	8
Zendejas, Joaquin	K	2	LaVerne (Calif.).....	1983.....	2.....	0
Zereoue, Amos	RB	31	West Virginia.....	2005.....	3.....	0
Zolak, Scott	QB	16	Maryland.....	1991-98.....	53.....	7
Zuber, Isaiah	WR	19	Mississippi State.....	2020.....	4.....	0
Zusevics, Markus	OL	66	Iowa.....	2012-13.....	0.....	0

PATRIOTS ALL-TIME NUMERICAL ROSTER

Editor's Note: The following list includes players who have been active for at least one regular season or postseason game or have accrued at least one season of veteran status. Because of injuries and work stoppages some players have worn the same number during a season.

*Indicates the player wore more than one number with the team.

- 1 -

Name	Pos.	Years
Smith, John	K	1974-83
Franklin, Tony	K	1984-87
Schubert, Eric	K	1987
Newton, Cam	QB	2020
Harry, N'Keal	WR	2021*
DeVante Parker	WR	2022-23

Herline, Alan	P	1987
Feagles, Jeff	P	1988-89
Davey, Rohan	QB	2002-04
Hanson, Chris	P	2007-09
Allen, Ryan	P	2013-18
Kessler, Cody	QB	2019
Folk, Nick	K	2020-22*
Gonzalez, Christian	CB	2023

Garoppolo, Jimmy	QB	2014-16
Coleman, Corey	WR	2018
Gordon, Josh	WR	2018-19
Byrd, Damiere	WR	2020
Jones, Mac	QB	2021-23

- 11 -

Name	Pos.	Years
Songin, Ed "Butch"	QB	1960-61
Kapp, Joe	QB	1970
Shiner, Dick	QB	1973-74
Eason, Tony	QB	1983-89
McCarthy, Shawn	P	1991-92
Bledsoe, Drew	QB	1993-2001
Edelman, Julian	WR	2009-20
Thornton, Tyquan	WR	2022-23

- 2 -

Name	Pos.	Years
Studstill, Pat	P	1972
White, Jeff	K-P	1973
Patrick, Mike	P	1975-78
Zendejas, Joaquin	K	1983
Flutie, Doug	QB	1987-89, 2005
Hoyer, Brian	QB	2017-18*
Nugent, Mike	K	2019
Folk, Nick	K	2019*
Hoyer, Brian	QB	2020*
Mills, Jalen	DB	2021-23

- 7 -

Name	Pos.	Years
Huarte, John	QB	1966-67
Gogolak, Charlie	K	1970-72
Lowery, Nick	K	1978
Hartley, Ken	P	1981
Robinson, Rex	K	1982
Garcia, Teddy	K	1988
Millen, Hugh	QB	1991-92
Barker, Jay	QB	1995
Murphy, Jim	QB	1998
Bishop, Michael	QB	1999-2000
Gutierrez, Matt	QB	2007-08
Brissett, Jacoby	QB	2016
Bailey, Jake	P	2019-22
Smith-Schuster, JuJu	WR	2023

- 12 -

Name	Pos.	Years
Allard, Don	QB	1962
Wilson, Ed	QB	1965
Walker, Mike	K	1972
Cavanaugh, Matt	QB	1978-82
Ramsey, Tom	QB	1985-88
Saltz, Lee	QB	1992
Brady, Tom	QB	2000-19

- 3 -

Name	Pos.	Years
Barnes, Bruce	P	1973-74
Camarillo, Rich	P	1981-87
Bahr, Matt	K	1993-95
Gostkowski, Stephen	K	2006-19
Nordin, Quinn	K	2021*
Jabrill Peppers	S	2022*
Wilson Sr., Mack	LB	2023*

- 8 -

Name	Pos.	Years
Bell, Bill	K	1973
Hare, Eddie	P	1979
Baumann, Charlie	K	1991-92
Barnard, Brooks	P	2003
Miller, Josh	P	2004-06
Hoyer, Brian	QB	2009-11*
Bentley, Ja'Whaun	LB	2021-23*

- 13 -

Name	Pos.	Years
Gamble, R.C.	RB	1968-69
Sykes, Alfred	WR	1971
Hodson, Tommy	QB	1990-92
Walter, Ken	P	2001-03
Miller, Jim	QB	2004
Childress, Bam	WR	2005-06
Galloway, Joey	WR	2009
Dorsett, Phillip	WR	2017-19
Jones, Jack	DB	2022-23
Rourke, Nathan	QB	2023

- 4 -

Name	Pos.	Years
Wilson, Jerrel	P	1978
Staurovsky, Jason	K	1988-91
Saxon, Mike	P	1993
Vinatieri, Adam	K	1996-2005
Stidham, Jarrett	QB	2019-21
Bailey Zappe	QB	2022-23

- 9 -

Name	Pos.	Years
Posey, David	K	1978
Wagner, Bryan	P	1991, 95
Sisson, Scott	K	1993
Judon, Matthew	LB	2021-22

- 14 -

Name	Pos.	Years
Greene, Tom	QB	1960
Yewcic, Tom	P-QB	1961-66
Sherman, Tom	QB/DB	1968-69
Dowling, Brian	QB	1972-73
Grogan, Steve	QB	1975-90
Sam, P.K.	WR	2004
Testaverde, Vinny	QB	2006
Mesko, Zoltan	P	2010-12
Harper, Chris	WR	2015
Whalen, Griff	WR	2016
Floyd, Michael	WR	2016
Cooks, Brandin	WR	2017
Sanu, Mohamed	WR	2019
Moncrief, Donte	WR	2020
Montgomery II, Ty	WR	2022-23
Tristan Vizcaino	K	2022

- 5 -

Name	Pos.	Years
Steinfort, Fred	K	1983
Davis, Greg	K	1989
O'Neill, Pat	P	1994-95
O'Connell, Kevin	QB	2008
Graham, Shayne	K	2010
Forbath, Kai	K	2019
Hoyer, Brian	QB	2021-22*
Peppers, Jabrill	S	2023*

- 10 -

Name	Pos.	Years
White, Harvey	QB	1960
Crabtree, Eric	WR	1971
Chapple, Dave	P	1974
Flick, Tom	QB	1982
Bleier, Bob	QB	1987
Hansen, Brian	P	1990
Secules, Scott	QB	1993
Johnson, Lee	P	1999-2001
Elliott, Jamin	WR	2003
Kasper, Kevin	WR	2004
Gaffney, Jabar	WR	2006-08
Underwood, Tiquan	WR	2011
Collie, Austin	WR	2013

- 6 -

Name	Pos.	Years
Hubach, Mike	P	1980-81
Miller, Dan	K	1982

PATRIOTS ALL-TIME NUMERICAL ROSTER

- 15 -

Name	Pos.	Years
Dimitroff, Tom	QB	1960
Parilli, Babe	QB	1961-67
Corcoran, Jim	QB	1968
Hammond, Kim	QB	1969-70
Graff, Neil	QB	1974-75
Whitten, Todd	QB	1987
Wilson, Marc	QB	1989-90
Lucas, Ray	WR	1996
McGrew, Michael	WR	2005
Walter, Ken	P	2006
Washington, Kelley	WR	2007-08
Stanback, Isaiah	QB/WR	2009
Mallett, Ryan	QB	2011-13
Hankerson, Leonard	WR	2015
Johnson, Damaris	WR	2015
Hogan, Chris	WR	2016-18
Harry, N'Keal	WR	2019-20*
Agholor, Nelson	WR	2021-22
Elliott, Ezekiel	RB	2023

- 16 -

Name	Pos.	Years
Plunkett, Jim	QB	1971-75
Zolak, Scott	QB	1992-98
Kingsbury, Kliff	QB	2003
Cassel, Matt	QB	2005-08
Aiken, Kamar	WR	2012
Orton, Greg	WR	2014
Hansen, Chad	WR	2018
Meyers, Jakobi	WR	2019-22
Cunningham, Malik	QB	2023

- 17 -

Name	Pos.	Years
Taliaferro, Mike	QB	1968-71
Wright, Elmo	WR	1975
Owen, Tom	QB	1976-81
Prestridge, Luke	P	1984
Carlson, Jeff	QB	1992
Gaiter, Tony	WR	1997
Ellard, Henry	WR	1998
Friesz, John	QB	1999-2000
Ward, Dedic	WR	2003
Jackson, Chad	WR	2006-07
Price, Taylor	WR	2010-11
Salas, Greg	WR	2012
Dobson, Aaron	WR	2013-15
Reedy, Bernard	WR	2017
McCarron, Riley	WR	2018
Brown, Antonio	WR	2019
Wilkerson, Kristian	WR	2020-22
Palardy, Michael	P	2022
Baringer, Bryce	P	2023

- 18 -

Name	Pos.	Years
Vataha, Randy	WR	1971-76
Calabria, Steve	QB	1987
Schroeder, Bill	WR	1995
Ladd, Anthony	WR	1998
Davis, Andre	WR	2005

Sauerbrun, Todd	P	2006
Stallworth, Donte	WR	2007*
Slater, Matthew	WR	2008-23

- 19 -

Name	Pos.	Years
Trull, Don	QB	1967
Stolberg, Eric	WR	1971
Kerrigan, Mike	QB	1983-84
Tupa, Tom	P	1996-98
Huard, Damon	QB	2001-03
Kight, Kelvin	WR	2006
Tate, Brandon	WR	2009-10
Stallworth, Donte	WR	2012*
LaFell, Brandon	WR	2014-15
Mitchell, Malcolm	WR	2016-18
Zuber, Isaiah	WR	2020
Gilbert, Garrett	QB	2022
Grier, Will	QB	2023
Wilson, Marco	CB	2023

- 20 -

Name	Pos.	Years
Cappelletti, Gino	WR-K-DB	1960-70

- 21 -

Name	Pos.	Years
Suci, Bob	DB	1963
Cunningham, Jay	DB	1965-67
Janik, Tom	DB/P	1969-71
Reynolds, Tom	WR	1972
Carter, Allen	RB	1975-76
Blahak, Joe	CB	1976
Brown, Sidney	CB	1978
Dupard, Reggie	RB	1986-89
Tucker, Erroll	DB	1989
Washington, Mickey	CB	1990-91
Thompson, Reyna	CB	1993
Reynolds, Ricky	CB	1994-96
Israel, Steve	CB	1997-99
Redmond, J.R.	RB	2000-02
Cloud, Michael	RB	2003*
Gay, Randall	CB	2004-07
O'Neal, Deltha	CB	2008
Taylor, Fred	RB	2009-10
Dowling, Ras-I	CB	2011-12
Butler, Malcolm	CB	2014-17
Harmon, Duron	DB	2018-19*
Phillips, Adrian	DB	2020-23

- 22 -

Name	Pos.	Years
Burton, Ron	RB	1960-65
Thomas, Gene	RB	1968
Blanks, Sid	RB	1969-70
Clark, Phil	DB	1971
Durko, Sandy	S	1973-74
Conn, Dick	S	1975-79
Foreman, Chuck	RB	1980
Lee, Keith	DB	1981-84
Profit, Eugene	DB	1986-88
Atkinson, Ricky	DB	1987*

Coleman, Eric	DB	1989
Smith, Rod	DB	1992-94
Meggett, David	RB	1995-97
Allen, Terry	RB	1999
Shaw, Terrance	CB	2001
Buckley, Terrell	CB	2002*
Samuel, Asante	CB	2003-07
Wheatley, Terrence	CB	2008-10
Clayton, Thomas	RB	2010
Ridley, Stevan	RB	2011-14
Coleman, Justin	DB	2015-16
Melifonwu, Obi	DB	2018-19
Davis, Cody	DB	2020-23

- 23 -

Name	Pos.	Years
Christy, Richard	RB	1960
Ratkowski, Ray	RB	1961
Mahoney, John "Butch"	CB	1961
Hall, Ron	DB	1961-67
Johnson, Daryl	DB	1968-71
Hoey, George	DB	1972-73
Wilson, Joe	RB	1974
Ivory, Horace	RB	1977-81
Donnalley, Kevin	DB	1981
McSwain, Rod	CB	1984-90
Gravelly, Maurice	FS	1987
Ray, Terry	S	1993-96
Shaw, Sedrick	RB	1997-98
Billups, Terry	CB	1999
Harris, Antwan	CB	2000-03
Mayer, Shawn	S	2004
Lowe, Omare	CB	2004
Starks, Duane	CB	2005
Andrews, Willie	DB	2006-07
Webster, Jason	CB	2008
Bodden, Leigh	CB	2009-11
Jones, Nate	DB	2011
Cole, Marquice	CB	2012-13
Chung, Patrick	S	2014-19*
Dugger, Kyle	DB	2021-23*

- 24 -

Name	Pos.	Years
Livingston, Walt	RB	1960
Johnson, Joe	OE	1960-61
West, Mel	RB	1961
Felt, Dick	DB	1962-66
Leo, Bobby	WR	1967-68
Gladieux, Bob	RB	1969-72
McCall, Bob	RB	1973
Howard, Bob	CB	1975-77
Weathers, Robert	RB	1982-86
Hansen, Bruce	WR	1987
Morris, Jamie	RB	1990
Vaughn, Jon	RB	1991-92
Law, Ty	CB	1995-2004
Stone, Michael	S	2005
Mitchell, Mel	S	2006-07
Wilhite, Jonathan	CB	2008-10
Arrington, Kyle	CB	2010-12*
Wilson, Adrian	S	2013
Revis, Darrelle	CB	2014
Fletcher, Bradley	CB	2015
Melvin, Rashaan	DB	2015

PATRIOTS ALL-TIME NUMERICAL ROSTER

Jones, Cyrus	DB	2016-17*
Gilmore, Stephon	CB	2017-21
Bledsoe, Joshuah	S	2021-23

- 25 -

Name	Pos.	Years
O'Hanley, Ross	DB	1960-65
Charles, John	DB	1967-69
Harris, Rickie	DB	1971-72
Sanders, John	S	1974-76
Sanford, Rick	FS	1979-84
Glenn, Vencie	DB	1986
Zackery, Tony	FS	1990-91
Granby, John	DB	1992
Anderson, Darren	CB	1992
Whigham, Larry	S	1994-2000
Myers, Leonard	CB	2001-02
Freeman, Arturo	S	2005
Hawkins, Artrell	S	2005-06
Chung, Patrick	S	2009-12*
Arrington, Kyle	CB	2013-14*
Brown, Tarrell	CB	2015
Rowe, Eric	CB	2016-18
Brooke, Terrence	DB	2019-20
Bolden, Brandon	RB	2021*
Jones, Marcus	DB	2022-23

- 26 -

Name	Pos.	Years
Beach, Walter	DB	1960-61*
Scott, Clarence	DB	1969-72
Clayborn, Raymond	CB	1977-89
Key, David	S	1991
Wilson, David	DB	1992
Croom, Corey	RB	1993-95
Canty, Chris	CB	1997-98
Stevens, Matt	S	2000-01
Wilson, Eugene	S	2003-07
Williams, Tank	S	2008
Lockett, Bret	DB	2010-11*
Adams, Philip	DB	2011
Allen, Will	CB	2012
Martin, Derrick	S	2012
Ryan, Logan	CB	2013-16
Michel, Sony	RB	2018-20
Wade, Shaun	CB	2021-23

- 27 -

Name	Pos.	Years
Bellino, Joe	RB	1965-67
Porter, Willie	DB	1968
Beverly, Randy	DB	1970-71
Bolton, Ron	DB	1972-75
Beaudoin, Doug	S	1976-79
Smith, Ricky	DB	1982-84
Hawthorne, Greg	WR/RB	1984-86
LeBlanc, Michael	RB	1987*
Robinson, Junior	CB	1990
Pool, David	CB	1991-92
Wren, Darryl	CB	1993-94
McGruder, Scooter	CB	1996-97
Warren, Lamont	RB	1999
Buckley, Terrell	CB	2001*
Green, Victor	S	2002

Abdullah, Rabih	RB	2004
Hobbs, Ellis	CB	2005-08
Arrington, Kyle	CB	2009*
Molden, Antwaun	CB	2011
Wilson, Tavon	DB	2012-15
Foster, D.J.	RB	2016
Jackson, J.C.	DB	2018-21*
Bryant, Myles	DB	2022-23*

- 28 -

Name	Pos.	Years
Cloutier, Dave	DB	1964
McMahon, Art	DB	1968-72
Mason, Dave	S	1973
Carrier, Bill	DB	1980
Bowman, Jim	S	1985-89
Hendley, David	DB	1987
Lambert, Dion	DB	1992-93
Martin, Curtis	RB	1995-97
Ivy, Corey	CB	1999
Dillon, Corey	RB	2004-06
Butler, Darius	CB	2009-10
Gregory, Steve	S	2012-13
White, James	RB	2014-21
Speed, Ameer	DB	2023
Austin, Alex	DB	2023

- 29 -

Name	Pos.	Years
Marsh, Aaron	WR	1968-69
Jackson, Honor	DB	1972-73
Boyd, Greg	S	1973
Keeton, Durwood	S	1975
Germany, Willie	S	1976
Jackson, Harold	WR	1978-81, 87
Lawson, Jamie	RB	1990
Overton, Don	RB	1990
Fullington, Darrell	S	1991
Guyton, Myron	SS	1994-95
Cullors, Derrick	RB	1997-99
Harris, Raymond	RB	2000
Akbar, Hakim	S	2001
Hayes, Chris	S	2002
Morris, Aric	S	2003
Moreland, Earthwind	CB	2004
Scott, Guss	S	2005-06*
Iwuoma, Chidi	CB	2006
Jackson, Eddie	CB	2007
Sanders, Lewis	DB	2008
Springs, Shawn	S	2009
Carter, Tony	CB	2010
Moore, Sterling	DB	2011-12
Jones, Don	S	2014*
Blount, LeGarrette	RB	2013-16
Bademosi, Johnson	DB	2017
Dawson, Duke	DB	2018
Bethel, Justin	DB	2019-21*
Bolden, Isaiah	CB	2023
Jackson, J.C.	CB	2023*

- 30 -

Name	Pos.	Years
Crawford, Jim	RB	1960-64
Hennessey, Tom	DB	1965-66

Garrett, Carl	RB	1969-72
Jenkins, Ed	RB	1974
Tatupu, Mosi	RB	1978-90
Bianchini, Frank	RB	1987
Brown, Corwin	S	1993-95
Carter, Tony	FB	1998-2000
Cherry, Je'Rod	S	2001-04
Scott, Chad	CB	2005-07
McGowan, Brandon	S	2009-10
Barrett, Josh	S	2010-12
Hilliard, Lex	RB	2012
Harmon, Duron	DB	2013-17*
McCourty, Jason	DB	2018-20
Davis, Sean	DB	2021
Wilson Sr., Mack	LB	2022*
Mapu, Marte	LB	2023

- 31 -

Name	Pos.	Years
Schwedes, Gerhard	RB	1960-61
Washington, Clyde	DB	1960-61
Crump, Harry	RB	1963
Purvis, Vic	WR	1966-67
Murphy, Bill	WR	1968
Ashton, Josh	RB	1972-74
McQuay, Leon	RB	1975
Marion, Fred	FS	1982-91
Sawyer, Jon	CB	1987
Hitchcock, Jimmy	CB	1995-97
Serwanga, Kato	CB	1998-2000
Kelly, Ben	CB/KR	2001-02
Centers, Larry	FB	2003
Poteat, Hank	CB	2004*
Zereoue, Amos	RB	2005
Spann, Antwaun	CB	2006-08
Meriweather, Brandon	S	2007-10
Brown, Sergio	S	2011*
Talib, Aqib	CB	2012-13
Jones, Don	S	2014*
McDonald, Dewey	S	2015
Williams, Trey	RB	2015
Jones, Jonathan	DB	2016-2023

- 32 -

Name	Pos.	Years
Miller, Al	RB	1960
Lott, Billy	RB	1961-63
Garrett, J.D.	RB	1964-67
Lawson, Odell	RB	1970-71
Johnson, Andy	RB	1974-76, 78-81
James, Craig	RB	1984-88
McSwain, Chuck	RB	1987
Russell, Leonard	RB	1991-93
Thomas, Blair	RB	1994
Clay, Willie	FS	1996-98
Cherry, J'Juan	CB	1999
Smith, Antowain	RB	2001-03
Poteat, Hank	CB	2005-06*
Baker, Rashad	S	2006-07
Jordan, LaMont	RB	2008
McCourty, Devin	DB	2010-22

PATRIOTS ALL-TIME NUMERICAL ROSTER

- 33 -

Name	Pos.	Years
Brunev, Fred	DB	1960-62
Cappadona, Bob	RB	1966-67
Rademacher, Bill	WR	1969-70
Rucker, Reggie	WR	1971-74
Anderson, Bob	RB	1975
Collins, Tony	RB	1981-87
Egu, Patrick	RB	1989
Adams, George	RB	1990-91
Gash, Sam	RB	1992-97
Faulk, Kevin	RB	1999-2011
Washington, Leon	RB	2013
Lewis, Dion	RB	2015-17
Hill, Jeremy	RB	2018
Williams, Joejuan	DB	2019-22
Jennings, Anfernee	LB	2023*

- 34 -

Name	Pos.	Years
Biscaha, Joe	OE	1960
Crouthamel, Jake	RB	1960
Larson, William	RB	1960
Shonta, Chuck	DB	1960-67
Towns, Bobby	DB	1961
Sellers, Ron	WR	1969-71
McCray, Prentice	S	1974-80
Van Eeghen, Mark	RB	1982-83
Woods, Carl	RB	1987
Perryman, Robert	RB	1987-89
Turner, Kevin	RB	1992-94
Grant, Rupert	FB	1995
Jones, Tebucky	CB	1998-2002
Akins, Chris	S	2003
Cobbs, Cedric	RB	2004
Cloud, Michael	RB	2005*
Jones, Tebucky	S	2006
Morris, Sammy	RB	2007-10
Vereen, Shane	RB	2011-14
Johnson, Leonard	DB	2015
Burkhead, Rex	RB	2017-20
Ozigbo, Devine	RB	2021
Moseley, Quandre	DB	2022

- 35 -

Name	Pos.	Years
Nance, Jim	RB	1965-71
Matthews, Henry	RB	1972
Phillips, Jess	RB	1976-77
Clark, Allan	RB	1979-80
Peoples, George	RB	1983
Landry, Anthony	RB	1990
Legette, Burnie	RB	1993-94
Grier, Marrio	RB	1996-97
Ellison, Jerry	RB	1999
Pass, Patrick	RB	2000-06
Richardson, Mike	DB	2007-08
Taylor, Chris	RB	2009
Ventronne, Ross	DB	2011
Gray, Jonas	RB	2014
Gaffney, Tyler	RB	2014-16
Gillislee, Mike	RB	2017

Crossen, Keion	DB	2018
Dugger, Kyle	DB	2020*
Strong Jr., Pierre	RB	2022
Borders, Breon	CB	2023

- 36 -

Name	Pos.	Years
Neumann, Tom	RB	1963
Swanson, Terry	P	1967-68
Herock, Ken	LB	1969
Ray, Eddie	RB-P	1970
Tarver, John	RB	1972-74
Feggins, Howard	CB	1989
Hutson, Brian	SS	1990
Henderson, Jerome	CB	1991-93, 96
Thompson, Leroy	RB	1994
Milloy, Lawyer	SS	1996-2002
Sanders, James	S	2005-10
Polite, Lousaka	FB	2011
Davis, Kanorris	S	2013
King, Brandon	DB	2015-21
Harris, Kevin	RB	2022-23

- 37 -

Name	Pos.	Years
Bailey, Bill	RB	1969
Gardin, Ron	WR	1971
Osley, Willie	CB	1974
McAlister, James	RB/KR	1978
Atkinson, Ricky	DB	1987*
Hurst, Maurice	CB	1989-95
Floyd, Chris	FB	1998-2000
Harrison, Rodney	S	2003-08
Dennard, Alfonzo	CB	2012-14
Richards, Jordan	DB	2015-17*
Harris, Damien	RB	2019-22
Ryland, Chad	K	2023

- 38 -

Name	Pos.	Years
Snyder, Al	WR	1964
Johnson, Ellis	RB	1965-66
Martin, Donald	CB	1973
Gonzalez, Noe	RB	1974
Forte, Ike	RB	1976-77
James, Roland	SS	1980-90
Williams, Perry	CB	1987
White, Adrian	S	1993
Green, David	RB	1995
Lofton, Steve	CB	1997
Langham, Antonio	CB	2000
Poole, Tyrone	CB	2003-05
Mickens, Ray	CB	2006
Eckel, Kyle	FB	2007
Lockett, Bret	DB	2009*
Brown, Sergio	S	2010*
Bolden, Brandon	RB	2012-17, 19
Barnes, Kenjon	RB	2018*
Virgin, Dee	DB	2020
Stevenson, Rhamondre	RB	2021-23

- 39 -

Name	Pos.	Years
Pruett, Perry	DB	1971
Cunningham, Sam	RB	1973-79, 81-82
Allen, Marvin	RB	1988-91
Clark, Rico	CB	1999
Mayer, Shawn	S	2003
Scott, Guss	S	2004*
Maroney, Laurence	RB	2006-10
Woodhead, Danny	RB	2010-12
Browner, Brandon	CB	2014
Cadet, Travaris	RB	2015
Jackson, Steven	RB	2015
Richards, Jordan	DB	2019*
Ross, D'Angelo	DB	2020-21*
Hayes, Tae	DB	2022
Hasty, JaMycal	RB	2023

- 40 -

Name	Pos.	Years
Garron, Larry	RB	1960-68
Turner, Bake	WR	1970
Maitland, Jack	RB	1971-72
McCurry, Dave	S	1974
Haynes, Mike	CB	1976-82
Davis, Elgin	RB	1987-88
LeBlanc, Mike	RB	1987*
Hauck, Tim	FS	1990
Colon, Harry	S	1991
Lockwood, Scott	RB	1992-93
Yancy, Carlos	CB	1995

- 41 -

Name	Pos.	Years
Wells, Billy	RB	1960
Beach, Walter	DB	1960-61*
King, Claude	RB	1962
Mitchell, Leroy	DB	1967-68
Carwell, Larry	DB	1969-72
Pope, Ken	CB	1974
Robinson, Bo	RB	1984
Holmes, Darryl	FS	1987-89
Gordon, Tim	S	1991-92
Cade, Eddie	S	1995
Byars, Keith	FB	1996-97
George, Tony	S	1999-2000
Ventronne, Ray	DB	2007-08
Williams, Malcolm	DB	2011-12
Green, Justin	DB	2013
Hill, Troy	DB	2015
Jones, Cyrus	DB	2018*
Ross, D'Angelo	DB	2019*
Bryant, Myles	DB	2020-21*
Schooler, Brenden	DB	2022-23

- 42 -

Name	Pos.	Years
Solitis, Bob	DB	1960-61
Webb, Don	DB	1961-71
Herron, Mack	RB	1973-75

PATRIOTS ALL-TIME NUMERICAL ROSTER

Lippett, Ronnie	DB	1983-88, 90-91
Shegog, Ron	SS	1987
Barnett, Harlon	S	1993-94
Carter, Chris	FS	1997-99
Reid, Dexter	S	2004
Williams, Gemara	DB	2006
Green-Ellis, BenJarvus	RB	2008-11
Demps, Jeff	RB	2012
Gant, Malik	DB	2019
Taylor, J.J.	RB	2020-22

- 43 -

Name	Pos.	Years
Mallory, Irvin	DB	1971
Welch, Claxton	RB	1973
Ferguson, Vagas	RB	1980-82
Gibson, Ernest	CB	1984-88
Cobbs, Duffy	DB	1987
Rice, Rodney	DB	1989
Lewis, Vernon	CB	1993-96
Ebner, Nate	DB	2012-19
Berry, Rashod	DE/TE	2020
Munson, Calvin	LB	2021, 2022-23

- 44 -

Name	Pos.	Years
Graves, White	DB	1965-67
Outlaw, John	DB	1969-72
Dressler, Doug	RB	1975
Calhoun, Don	RB	1975-81
Cowan, Larry	RB	1982
Williams, Jon	RB	1984
Frain, Todd	TE	1987*
Stephens, John	RB	1988-92
Butts, Marion	RB	1994
Shaw, Harold	FB	1998-2000
Edwards, Marc	FB	2001-02
McCrary, Fred	FB	2003
Evans, Heath	FB	2005-08
McKenzie, Tyrone	LB	2009
Page, Jarrad	S	2010
Ihedigbo, James	S	2011
Sudfeld, Zach	TE	2013
Skinner, Deontae	LB	2014*
Cleveland, Asante	TE	2015
Freeny, Jonathan	LB	2017*
Keene, Dalton	TE	2020-21
Webb, Raleigh	WR	2022

- 45 -

Name	Pos.	Years
Green, Jerry	RB	1960
Stephens, Tom	DB/TE	1960-64
Ilg, Ray	LB	1967-68
Kecman, Dan	LB	1970
Mildren, Jack	S	1974
Taylor, Greg	RB	1982
Peterson, Joe	CB	1987
Hunter, Ivy Joe	RB	1991
Cottrell, Dana	LB	1998
Smith, Otis	CB	1996, 2000-02
Mills, Garrett	FB/TE	2006
Williams, D.J.	TE	2013

Gordon, Cameron	LB	2014
Snyder, Kevin	LB	2015
Harris, David	LB	2017
Jackson Sr., Michael	DB	2020
McGrone, Cameron	LB	2021-22
Board, Chris	LB	2023

- 46 -

Name	Pos.	Years
Romine, Al	DB	1961
Scarpito, Bob	WR/P	1968
Gipson, Paul	RB	1973
Washington, Mark	CB	1979
Cook, Marv	TE	1989-90*
Barber, Kantroy	FB	1996
Paulk, Jeff	FB	2000
Kinchen, Brian	LS	2003
Flemister, Zeron	TE	2004
Mays, Corey	LB	2006-07
Larsen, Spencer	FB	2012
Develin, James	RB	2012-19
Maluia, Cassh	LB	2020
McMillan, Raekwon	LB	2021*
Addington, Tucker	LS	2022
Pettway, La'Michael	TE	2023

- 47 -

Name	Pos.	Years
Johnson, Billy	DB	1966-69
Massey, Jim	CB	1974-75
Wilson, Darrell	DB	1981
Dombroski, Paul	DB	1981-84
Coleman, Pat	WR	1990
Brown, Roger	S	1992
Edwards, Robert	RB	1998-2000
Tuitele, Maugaula	LB	2001*
Kurpeikis, Justin	LB	2004
Claridge, Ryan	LB	2005
Gardner, Barry	LB	2006
Ingram, Jake	LS	2009-10
Cox, Christian	LB	2011
Hoomanawanui, Michael	TE	2012-15
Iosefa, Joey	RB	2015
Hollister, Jacob	TE	2017-18
Johnson, Jakob	FB	2019-21
Nordin, Quinn	K	2022*

- 48 -

Name	Pos.	Years
Johnson, Preston	RB	1968
Fox, Tim	S	1976-81
Wilson, Darryal	WR	1983
Baty, Greg	TE	1986*
Pickering, Clay	WR	1987
Gadbois, Dennis	WR	1987-88*
Antrun, Glenn	WR	1989
Robbins, Randy	S	1992
Purnell, Lovett	TE	1996*
Love, Arther	TE	2001
Banta-Cain, Tully	LB	2003-05*
Katula, Matt	LS	2010
Aiken, Danny	LS	2011-14
Langi, Harvey	LB	2017*
Tavai, Jahllani	LB	2021-23

- 49 -

Name	Pos.	Years
Blanchard, Dick	LB	1972
Anderson, Ralph	S	1973
Williams, Brian	TE	1982
Naposisk, Eric	LB	1988-89
Taylor, Kitrick	WR	1989
Baxter, Fred	TE	2002*
McDermott, Sean	LS	2003
Alexander, Eric	LB	2004-05*
Lua, Oscar	LB	2007
Redd, Vince	LB	2008
Morris, James	LB	2014
Cardona, Joe	LS	2015-23

- 50 -

Name	Pos.	Years
Yates, Bob	OT/G/C	1960-65
Avezzano, Joe	OC	1966
Cheyunski, Jim	LB	1968-72
Chandler, Edgar	LB	1973
Hunt, Sam	LB	1974-79
McGrew, Lawrence	LB	1980-89
Jarostchuk, Iliia	LB	1990
Abrams, Bobby	LB	1995
Merkerson, Ron	LB	1999
Holmberg, Rob	LB	2000
Vrabel, Mike	LB	2001-08
Ninkovich, Rob	DE	2009-16
Grigsby, Nicholas	LB	2017-2018
Humber, Ramon	LB	2018
Winovich, Chase	DL	2019-21
McMillan, Raekwon	LB	2022-23*

- 51 -

Name	Pos.	Years
Robotti, Frank	LB/RB	1961
McKinnon, Don	LB	1963-64
Fraser, Jim	LB-P	1966
Caveness, Ron	LB	1968-69
Ballou, Mike	LB	1970
Edmonds, Randy	LB	1971
Acks, Ron	LB	1972-73
Carter Kent	LB	1974
Damkroger, Maury	LB	1974
Thomas, Donnie	LB	1976
Golic, Bob	LB	1979-81
Ingram, Brian	LB	1982-85
Black, Mel	LB	1987*
Scholtz, Bruce	LB	1989
Lockhart, Eugene	LB	1991-92
White, David	LB	1993
Bowden, Andre	LB	1995
Russ, Bernard	LB	1997-99
Johnson, Olrick	LB	2000
Cox, Bryan	LB	2001
Davis, Don	LB	2003-06
Mayo, Jerod	LB	2008-15
Mingo, Barkevious	LB	2016
Reilly, Trevor	LB	2017
Bentley, Ja'Whaun	LB	2018-20*
Perkins, Ronnie	LB	2021-22

PATRIOTS ALL-TIME NUMERICAL ROSTER

- 52 -

Name	Pos.	Years
Bennett, Phil	LB	1960
Meixler, Ed	LB	1965
Phillpott, Ed	LB	1967-71
Kadziel, Roin	LB	1972
King, Steve	LB	1973-81
Rembert, Johnny	LB	1983-92
McCabe, Jerry	LB	1987
Bavaro, David	LB	1993-94
Johnson, Ted	LB	1995-2004
Beisel, Monty	LB	2005
Alexander, Eric	LB	2006-09*
Fletcher, Dane	LB	2010-13
Ayers, Akeem	LB	2014*
Casillas, Jonathan	LB	2014
Bostic, Jonathan	LB	2015
Roberts, Elandon	LB	2016-19
Copeland, Brandon	LB	2020
Spence, Akeem	DL	2020
Langi, Harvey	LB	2021-22*

- 53 -

Name	Pos.	Years
Addison, Tom	LB	1960-67
Whittingham, Fred	LB	1970
Coleman, Dennis	LB	1971
Tanner, John	LB/DE	1973-74
Romaniszyn, Jim	LB	1976
Krakau, Merv	LB	1978
Matthews, Bill	LB	1979-81
Weishuhn, Clayton	LB	1982-84, 86
Sealby, Randy	LB	1987*
Benson, Thomas	LB	1988
Wonsley, George	RB	1989
Tardits, Richard	LB	1990-92
Slade, Chris	LB	1993-2000
Izzo, Larry	LB	2001-08
Burgess, Derrick	LB	2009
Tarpinian, Jeff	LB	2011-12
Davis, Ja'Gared	LB	2013-14
Martin, Eric	LB	2015
Watson, Dekoda	LB	2015
Uche, Joshua	LB	2020*
Van Noy, Kyle	LB	2016-19, 21
Elliss, Christian	LB	2023

- 54 -

Name	Pos.	Years
Brown, Bill E.	LB	1960
Cudzik, Walt	OC	1960-63
Dukes, Mike	LB	1964-65
Koontz, Ed	LB	1968
Schottenheimer, Marty	LB	1969-70
Price, Kenny	LB	1971
Clark, Gail	LB	1974
Zabel, Steve	LB	1975-78
Zamberlin, John	LB	1979-82
Gillen, John	LB	1983
Williams, Ed	LB	1984-87, 90
Moore, Greg	LB	1987
Collins, Todd	LB	1992-94*
Catano, Alcides	LB	1995
Bruschi, Tedy	LB	1996-2008

Waters, Brian	G	2011
Hightower, Dont'a	LB	2012-19, 21

- 55 -

Name	Pos.	Years
Farmer, Lonnie	LB	1964-66
William, J.R.	LB/C	1968-70
Cindrich, Ralph	LB	1972
Foster, Will	LB	1973-74
Reilly, Kevin	LB	1975
Costick, Ray	LB	1977-79
Blackmon, Don	LB	1981-87
McHale, Joe	LB	1987
Singleton, Chris	LB	1990-93
McGinest, Willie	LB	1994-2005
Seau, Junior	LB	2006-09
Spikes, Brandon	LB	2010-13
Skinner, Deontae	LB	2014*
Ayers, Akeem	LB	2014*
Freeny, Jonathn	LB	2015-16*
Marsh, Casius	LB	2017
Lee, Eric	LB	2017
Simon, John	DE	2018-20
Uche, Joshua	LB	2021-23*

- 56 -

Name	Pos.	Years
Morris, Jon	OC	1964-74
Shoate, Rod	LB	1975-81
Tippett, Andre	LB	1982-88, 90-93

- 57 -

Name	Pos.	Years
Bramlett, John	LB	1969-70
Kiner, Steve	LB	1971, 73
Nelson, Steve	LB	1974-87

- 58 -

Name	Pos.	Years
Satcher, Doug	LB	1966-68
Dumler, Doug	OC	1973-75
Brock, Pete	C	1976-87
Cooks, Terrence	LB	1989
Harvey, Richard	LB	1990
McGovern, Rob	LB	1992
Moore, Marty	LB	1994-99*
Chatham, Matt	LB	2000-05
Woods, Pierre	LB	2006-10
Guyton, Gary	LB	2008*
White, Tracy	LB	2010-12
Beauharnais, Steve	LB	2013
Fleming, Darius	LB	2014-15
McClellin, Shea	LB	2016-17
Davis, Keionta	DL	2018-19
Collins Sr., Jamie	LB	2019-21*
Jennings, Anfernee	LB	2020-22*

- 59 -

Name	Pos.	Years
Stenger, Brian	LB	1973
Geddes, Bob	LB	1973-75

Barnes, Rodrigo	LB	1974-75
Barnes, Pete	LB	1976-77
Hawkins, Mike	OLB	1978-81
Golden, Tim	LB	1982-84
Doig, Steve	LB	1986-87
Sealby, Randy	LB	1987*
Brown, Vincent	LB	1988-95
Collins, Todd	LB	1996-98*
Katzenmoyer, Andy	LB	1999-2001
Brigance, O.J.	LB	2002
Tuitele, Maugaula	LB	2002*
Colvin, Rosevelt	LB	2003-08
Guyton, Gary	LB	2009-11*
Carpenter, Bobby	LB	2012
Rivera, Mike	LB	2012
White, Chris	LB	2013-14
Johnson, Rufus	LB	2015
Flowers, Marquis	LB	2017
McClellan, Albert	LB	2018
Hall, Terez	LB	2020-21
Lowe, Vederian	OL	2023

- 60 -

Name	Pos.	Years
Lee, Robert	G	1960
Loudd, Rommie	LB	1961-62
St. Jean, Lennie	OG	1964-73
Tipton, Dave	NT	1975-76
Hyland, Bob	OC	1977
Veris, Garin	DE	1985-88*
Hobby, Marion	DE	1990-92
Holcomb, Sean	LB	1995
Rehberg, Scott	T	1997-98
Johnson, Garrett	NT	2000
Brown, Wilbert	OG	2003
Ohrnberger, Rich	OL	2009-11
Andrews, David	C	2015-23

- 61 -

Name	Pos.	Years
Moore, Leroy	DE	1961-62
Hudson, Bill	DT	1965
Adams, Sam	OG	1972-80
Wooten, Ron	OG	1982-88
Robinson, Greg	OT	1987*
Childress, Fred	OG	1991
Kratich, Bob	G	1994-96
Denson, Damon	G	1997-99
Davis, Adam	G	2000
Neal, Stephen	G	2001-10
Cannon, Marcus	OL	2011-19, 22

- 62 -

Name	Pos.	Years
Cohen, Abe	OG	1960
Klein, Dick	OT	1961-62
Cagle, John	DT/LB/G	1969
Hagen, Halvor	G/DE	1971-72
Hunt, Kevin	OT	1973
Corbett, Steve	OG	1975
Wheeler, Dwight	OT	1978-83
Bain, Bill	OT	1986
Farrell, Sean	OG	1987-90
Richards, Dave	OL	1996

HISTORY

PATRIOTS ALL-TIME NUMERICAL ROSTER

Rawlings, Josh	OL	2000
Knutson, Matt	T	2002
Adams, Titus	DL	2009
Wendell, Ryan	OL	2009-15
Thuney, Joe	OL	2016-20
Murray, Bill	OL	2022
Sow, Sidy	OL	2023

- 63 -

Name	Pos.	Years
Leo, Charlie	OG	1960-62
Canale, Justin	OG	1965-68
Cash, Rick	DT	1972-73
Sturt, Fred	G	1976-78
Holmes, Ernie	NT	1978
Buben, Mark	DL	1979, 1981
Condon, Tom	OG	1985
Colton, George	OT	1987
Feehery, Gerry	G	1989
Chilton, Gene	C	1990-92
Jones, Todd	OL	1993
Stanley, Sylvester	NT	1994
Irwin, Heath	G	1996-99
Andruzzi, Joe	G	2000-04
Connolly, Dan	OL	2008-14
Jackson, Tre'	G	2015
Schwenke, Brian	OL	2018
Benenoch, Caleb	OL	2019*
Cajuste, Yodny	OL	2019*
Hines, Chasen	OL	2022

- 64 -

Name	Pos.	Years
Sardisco, Tony	OG	1960-62
Boudreaux, Jim	DE	1966-68
Montler, Mike	OT	1969-72
Gallaher, Allen	OT	1974
Imhof, Martin	DE	1975
Bishop, Richard	NT	1976-81
Match, Trevor	OC	1985-88
Twombly, Darren	C	1987
Melander, Jon	OG	1991
Wohlabaugh, Dave	C	1995-98
Fletcher, Derrick	OL	1999
Mruczkowski, Gene	OL	2003-06
LeVoi, Mark	T	2008-10
Thomas, Donald	OL	2011-12
Barker, Chris	OL	2013-15
Froholt, Hjalte	OL	2019-20
Redmond, Alex	OL	2021
Stueber, Andrew	OL	2022-23

- 65 -

Name	Pos.	Years
Davis, Jack	OG	1960
Antwine, Houston	DT	1961-71
Hayman, Conway	OG	1972
Smith, Donnell	DE	1973-74
Boyd, Greg	DE	1977-78
Clark, Steve	DE	1981
Rogers, Doug	DE	1984
Ruth, Mike	NT	1986-87
Porell, Tom	NT	1987

Nelson, Edmund	DE	1988
Crawford, Elbert	OL	1990-91
Arthur, Mike	C	1993-94
Woody, Damien	C	1999-2003
Britt, Wesley	T	2006-08
Maneri, Steve	T	2010*
McDonald, Nick	OL	2011-12
Devey, Jordan	OL	2014
Cooper, Jonathan	OL	2016
Eluemonor, Jermaine	OL	2019*
Benenoch, Caleb	OL	2020*
Ferentz, James	OL	2021-23*

- 66 -

Name	Pos.	Years
Davis, Jack	OG	1960
Feldhausen, Paul	OT	1968-69
Brown, Barry	TE/LB	1969-70
Loukas, Angelo	G	1970
Weisacosky, Ed	LB	1971-72
Dorsey, Nate	DE	1973
McKay, Bob	OT	1976-78
McMichael, Steve	DL	1980
Lee, John	DE	1981
Fairchild, Paul	OG	1984-90
Gordon, Steve	OL	1992-93
Dellenbach, Jeff	C	1995
Ellis, Ed	T	1997, 1999
Paxton, Lonie	LS	2000-08
Bussey, George	OL	2009
Cohen, Landon	DL	2010
Leonard, Louis	DL	2010
Weston, Kade	DE	2010
Welch, Thomas	OL	2011
Zusevics, Markus	OL	2012-13
Stork, Bryan	OL	2014-15
Ferentz, James	OL	2018-20*
Russey, Kody	OL	2022

- 67 -

Name	Pos.	Years
Hauser, Art	DT	1960
Lindquist, Paul	DT	1961
Perkins, Willis	G	1961
Watson, Dave	G	1963-64
Canale, Whit	DE	1968
Bugenhagen, Gary	OT-G	1969-70
Lenkaitis, Bill	C	1971-81
Moore, Steve	OT	1983-87
Benzinger, John	OL	1987
Douglas, David	G	1989-90
Gisler, Mike	G	1993-97
Andersen, Jason	C	1998-2000
Ruegamer, Grey	C/G	2000-02
Koppen, Dan	C	2003-11
Petrus, Mitch	OL	2012
Tennant, Matt	OL	2012
Grissom, Cory	DL	2013
Kline, Josh	OL	2013-15
Karras, Ted	OL	2021*
Andrews, Jake	OL	2023

- 68 -

Name	Pos.	Years
Singer, Karl	OT	1966-68
DuLac, Bill	OG	1974-75
Falcon, Terry	OG	1978-79
Haley, Darryl	OG	1982-84, 86
Robinson, Greg	OG	1987*
Baab, Mike	C	1988-89
Johnson, Damian	OG	1990
Stephens, Calvin	G	1992
Lane, Max	OT	1994-2000
Ashworth, Tom	OL	2002-05
O'Callaghan, Ryan	T	2006-08
Waddle, LaAdrian	OL	2015-18
Marcus Martin	OL	2020
Sherman, Will	OL	2021
Mafi, Antonio	OI	2023

- 69 -

Name	Pos.	Years
Adams, Julius	DE	1987*
Chung, Eugene	OL	1992-94
Tucker, Ross	OL	2005
Ojinnaka, Quinn	OL	2010
Silvestro, Alex	DE	2011
Hix, Kyle	OL	2011-12
Mason, Shaq	OL	2015-21
Strange, Cole	OL	2022-23

- 70 -

Name	Pos.	Years
Smith, Hal	DT	1960
Graham, Milt	OT	1961-63
Witt, Mel	DT	1967-70
Wirgowski, Dennis	DE	1970-72
Gray, Leon	OT	1973-78
McDougald, Doug	DE	1980
Henson, Luther	NT	1982-84
Virkus, Scott	DE	1984
Plunkett, Art	OT	1985, 87
Saranovitz, Brian	OG	1987
Viaeno, David	OT	1989-90
Redding, Reggie	OL	1992
Moore, Brandon	OT	1993-95
Klemm, Adrian	G/T	2000-04
Mankins, Logan	OL	2005-13
Kitchen, Ishmaa'iily	DL	2015
Butler, Adam	DT	2017-20
Durant, Yasir	OL	2021
Pharms Jr., Jeremiah	DL	2023

- 71 -

Name	Pos.	Years
Oakes, Don	OT	1963-68
May, Art	DE	1971
Hamilton, Ray	DE	1973-81
Reed, Benton	DE	1987
DeRiggi, Fed	DT	1990
Rakoczy, Gregg	OL	1991-92
Rucci, Todd	OG	1993-99
Osborne, Chuck	DT	2000
Hochstein, Russ	G	2002-08

PATRIOTS ALL-TIME NUMERICAL ROSTER

Simmons, Kendall	G	2009
Deaderick, Brandon	DL	2010-12
Richard, Jamey	OL	2012
Neblett, Andre	DL	2013
Siliga, Sealver	DT	2013*
Fleming, Cameron	OL	2014-17
Shelton, Danny	DL	2018-19
Onwenu, Mike	OL	2020-23

- 72 -

Name	Pos.	Years
Crow, Albert	DT	1960
Striegel, Bill	LB	1960
Eisenhauer, Larry	DE	1961-69
Lunsford, Mel	DE	1973-80
Patton, Jim	DE	1975
Williams, Lester	NT	1982-85
Sandham, Todd	OG	1987
Goad, Tim	NT	1988-94
Wyman, Devin	DT	1996-98
Isaia, Sale	G	2000
Light, Matt	T	2001-11
Vellano, Joe	DL	2013-14
Hicks, Akiem	DL	2015
Newhouse, Marshall	OL	2019
Eluemunor, Jermaine	OL	2020*
Cajuste, Yodny	OL	2021-22*
Wheatley, Tyrone	OL	2023

- 73 -

Name	Pos.	Years
Jagielski, Harry	DT	1960-61
Neighbors, Billy	OG	1962-65
Khayat, Ed	DT	1966
Funchess, Tom	OT	1968-70
Atessis, Bill	DE	1971
Hannah, John	OG	1973-85

- 74 -

Name	Pos.	Years
Delucca, Gerry	OT	1960-64
Schmidt, Bob	OT	1964
Mangum, John	DT	1966-67
Jones, Ezell	OT	1969-70
Reynolds, Bob	OT	1972-73
Hanneman, Craig	DE	1974-75
Jordan, Shelby	OT	1975, 77-82
Browning, Dave	DE	1983
Turner, Bill	DE	1987
Gambol, Chris	OL	1990
Baldinger, Rich	OL	1993
Skene, Doug	G	1994
Sullivan, Chris	DE	1996-99, 2001
Jones, Kenyatta	T	2001-02
Yates, Billy	OL	2005-08
Sands, Terdell	DL	2009
Love, Kyle	DL	2010-12
Switek, Will	OL	2013
Easley, Dominique	DL	2014
Thornton, Khryi	DL	2015
Hamilton, Woodrow	DT	2016
Tobin, Matt	OL	2018
Croston, Cole	OL	2017-18

Cunningham, Corey	OL	2019-20
Reiff, Riley	OL	2023

- 75 -

Name	Pos.	Years
McGee, George	OT	1960
Simerson, John	OT	1961
Richardson, Jesse	DT	1962-64
Pyne, George	OT	1965
Toner, Ed	DT	1967-70
Haggerty, Mike	OT-DE	1971
Mass, Wayne	OT	1972
Moore, Arthur	DT	1973-77
Cryder, Bob	OG	1978-83
Morrisss, Guy	OC	1984-87
Villa, Danny	OT	1987-91, 97
Wilson, Curtis	OC	1989
Williams, Larry	G	1992
Lewis, Bill	C	1993
Sagapolutele, Pio	DT	1996
Rheams, Leonta	DL	1998
Beadles, Terrance	G	2000
Stokes, Barry	OL	2008
Wilfork, Vince	DL	2004-14
Karras, Ted	OL	2016-19*
Herron, Justin	OL	2020-22
McDermott, Conor	OL	2022-23

- 76 -

Name	Pos.	Years
Disenzo, Tony	OT	1960
Long, Charlie	G	1961-69
Mirich, Rex	DT	1970
Rowe, Dave	DT	1971-73
Cusick, Pete	NT	1975
Schaum, Greg	DE	1978
Holloway, Brian	OL	1981-86
Rehder, Tom	OT	1988-89
Clayton, Stan	OT	1990
Smerlas, Fred	NT	1991-92
Washington, John	DT	1993
Roberts, William	G	1995-96
Williams, Grant	T	2000-01
Gorin, Brandon	T	2003-05
Vollmer, Sebastian	T	2009-15
Wynn, Isaiah	OL	2018-22
Anderson, Calvin	OL	2023

- 77 -

Name	Pos.	Years
Cross, Bob	OT	1960
Danenhauer, Bill	DE	1960
Neville, Tommy	OT	1965-77
Puetz, Garry	OG	1979-81
Sims, Kenneth	DE	1982-89
Harlow, Pat	OT	1991-95
Tharpe, Larry	OT	1996
Moss, Zefross	T	1997-99
Randall, Greg	T	2000-02
Compton, Mike	C/G	2001-03
Kaczur, Nick	T	2005-10
Solder, Nate	T	2011-17
Bennett, Michael	DL	2019

Cajuste, Yodny	OL	2020*
Brown, Trent	LT	2018, 21-23

- 78 -

Name	Pos.	Years
Byrd, Dennis	DT	1968
Banks, Willie	G	1973
McGee, Tony	DE	1974-81
Spears, Ron	DE	1982-83
Kuehn, Art	OC	1983
Harris, Marshall	DE	1983
Stokes, Eric	C-G	1987
Armstrong, Bruce	T	1987-2000

- 79 -

Name	Pos.	Years
Richardson, Al	DE	1960
Hunt, Jim Lee	DT	1960-71

- 80 -

Name	Pos.	Years
Rudolph, Jack	LB	1960-65
Henke, Karl	OT	1969
Adams, Bob	TE	1973-74
Hasselbeck, Don	TE	1977-83
Williams, Brooks	TE	1983
Fryar, Irving	WR	1984-92
Linne, Larry	WR	1987
Hawkins, Steve	WR	1994
Brown, Troy	WR/KR	1993, 95-2007*
Matthews, Michael	TE	2009
Shiancoe, Visanthe	TE	2012
Amendola, Danny	WR	2013-17
Anderson, Stephen	TE	2018
Olszewski, Gunner	WR	2019-21
Boutte, Kayshon	WR	2023

- 81 -

Name	Pos.	Years
Colclough, Jim	WR	1960-68
Frazier, Charley	WR	1969-70
Sweet, Joe	WR	1974
Francis, Russ	TE	1975-80, 87-88
Brown, Preston	WR	1980-82
Starring, Stephen	WR	1983-87
Carey, Brian	WR	1987
Mowatt, Zeke	TE	1990
Carpenter, Rob	WR	1991
Stanley, Walter	WR	1992
Crittenden, Ray	WR	1993-94
Graham, Hason	WR	1995-96
Simmons, Tony	WR	1998-2000
Johnson, Charles	WR	2001
Hayes, Donald	WR	2002
Johnson, Bethel	WR	2003-05
Smith, Jonathan	WR	2006
Hernandez, Aaron	TE	2011-12*
Wright, Tim	TE	2014
Harbor, Clay	TE	2016
Smith, Jonnu	TE	2021-22*
Douglas, DeMario	WR	2023

PATRIOTS ALL-TIME NUMERICAL ROSTER

- 82 -

Name	Pos.	Years
Whalen, Jim	TE	1965-69
Beer, Tom	TE	1970-72
Hinton, Eddie	WR	1974
Burks, Steve	WR	1975-77
Chandler, Al	TE	1979*
Toler, Ken	WR	1981-82
Weathers, Clarence	WR	1983-84
Williams, Derwin	WR	1985-87
Gadbois, Dennis	WR	1987*
Martin, Sammy	WR	1988-91
Taylor, Gene	WR	1991
Brisby, Vincent	WR	1993-99
Calloway, Chris	WR	2000
Jackson, Curtis	WR	2000
Graham, Daniel	TE	2002-06
Rivers, Marcellus	TE	2007
Spach, Stephen	TE	2007-08
Crumpler, Alge	TE	2010
Gronkowski, Dan	TE	2011
Herman, Brad	TE	2012
Winslow, Kellen	TE	2012
Boyce, Josh	WR	2013-14
Martin, Keshawn	WR	2015
Lengel, Matt	TE	2016
Tomlinson, Eric	TE	2019
Nixon, Tre	WR	2023

- 83 -

Name	Pos.	Years
Jacobs, Harry	DE-LB	1960-62
Dawson, Bill	TE-DE	1965
Fussell, Tom	DE	1967
Baker, Melvin	WR	1975
Feacher, Ricky	WR	1976
Westbrook, Don	WR	1977-81
Jones, Cedric	WR	1982-90
Coffey, Wayne	WR	1987
Timpson, Michael	WR	1989-94
Moore, Will	WR	1995
Jells, Dietrich	WR	1996-97
Rutledge, Rod	TE	1998-2001
Branch, Deion	WR	2002-05
Welker, Wes	WR	2007-12
Scruggs, Greg	DE	2016
Allen, Dwayne	TE	2017-18
Thomas, Jordan	TE	2020
LaCosse, Matt	TE	2019, 2021
Humphrey, Lil'Jordan	WR	2022
Reagor, Jalen	WR	2023

- 84 -

Name	Pos.	Years
Graham, Art	WR	1963-68
Knief, Gayle	WR	1970
Bryant, Hubie	WR	1971-72
Stingley, Darryl	WR	1973-77
Harris, Ronnie	WR/KR	1993-94
Jefferson, Shawn	WR	1996-99
Davis, Shockmain	WR	2000
Small, Torrance	WR	2001

Coleman, Fred	WR	2001-02
Baxter, Fred	TE	2003*
Watson, Benjamin	TE	2004-09, 19
Branch, Deion	WR	2010-12
Moe, TJ	WR	2013
Tyms, Brian	WR	2014-15
Patterson, Cordarrelle	WR	2018
Ford, Isaiah	WR	2020
Bourne, Kendrick	WR	2021-23

- 85 -

Name	Pos.	Years
McComb, Don	DE	1960
Atchason, Jack	OE	1960
Buoniconti, Nick	LB	1962-68
Adams, Julius	DE	1971-85*
Baty, Greg	TE	1987*
Frain, Todd	TE	1987*
Johnson, Steve	TE	1988
Sievers, Eric	TE	1989-90
Cook, Marv	TE	1991-93*
Burke, John	TE	1994-96
Purnell, Lovett	TE	1996-98*
Morey, Sean	WR	1999
Fontenot, Chris	TE	2000
Wiggins, Jermaine	TE	2001
Cleeland, Cameron	TE	2002
Stokes, J.J.	WR	2003
Weaver, Jed	TE	2004
Gabriel, Doug	WR	2006
DeVree, Tyson	TE	2008
Hernandez, Aaron	TE	2010*
Ochocinco, Chad	WR	2011
Lloyd, Brandon	WR	2012
Thompkins, Kenbrell	WR	2013-14
Williams, Michael	TE	2015
Britt, Kenny	WR	2017
Izzo, Ryan	TE	2018-20
Henry, Hunter	TE	2021-23

- 86 -

Name	Pos.	Years
Lofton, Oscar	OE	1960
Kimber, Bill	OE	1961
Romeo, Tony	TE	1962-67
Moss, Roland	TE	1971
Windsor, Bob	TE	1972-75
Morgan, Stanley	WR	1977-89
Benson, Mike	WR	1987
Nichols, Ricky	WR	1987
McMurtry, Greg	WR	1990-93
Brown, Troy	WR	1994*
Lee, Kevin	WR	1994-95
Bartrum, Mike	TE	1996-99
Eitzmann, Chris	TE	2000
Bjornson, Eric	TE	2000
Patten, David	WR	2001-04
Dwight, Tim	WR	2005
Thomas, David	TE	2006-08
Baker, Chris	TE	2009
Fells, Daniel	TE	2012
Maneri, Steve	TE	2014*
Derby, AJ	TE	2016

Asiasi, Devin	TE	2020-21
Bowden Jr., Lynn	WR	2022
Brown, Pharaoh	TE	2023

- 87 -

Name	Pos.	Years
Long, Mike	OE	1960
Nichols, Bob	TE	1967-68
Jacobs, Ray	DT	1969
Lassiter, Ike	DE	1970-71
White, Jim	DE	1972
Schubert, Steve	WR	1974
Chandler, Al	TE	1976-78*
Jarvis, Ray	WR	1979
Franklin, Arnold	TE	1987
Dawson, Lin	TE	1981-90
Coates, Ben	TE	1991-99
Looker, Dane	WR	2000
Emanuel, Bert	WR	2001
Givens, David	WR	2002-05
Caldwell, Reche	WR	2006
Gronkowski, Rob	TE	2010-18
Sokol, Matt	TE	2022-23

- 88 -

Name	Pos.	Years
Berger, Ron	DE	1969-72
Mosier, John	TE	1973
Marshall, Al	WR	1974
Briscoe, Marlin	WR	1976
Pennywell, Carlos	WR	1978-81
Bradshaw, Morris	WR	1982
Ramsey, Derrick	TE	1983-85
Scott, Willie	TE	1986-88
LaFreniere, Bill	WR	1987
Dykes, Hart Lee	WR	1989-90
Griffith, Richard	TE	1993
Frisch, David	TE	1995
President, Andre	TE	1995
Glenn, Terry	WR	1996-2001
Fauria, Christian	TE	2002-05
Brady, Kyle	TE	2007
Aiken, Sam	WR	2008-09
Ballard, Jake	TE	2012
Mulligan, Matthew	TE	2013
Chandler, Scott	TE	2015
Bennett, Martellus	TE	2016, 17
Thomas, Demaryius	WR	2019
Fumagalli, Troy	TE	2021
Washington, Scotty	TE	2022
Gesicki, Mike	TE	2023

- 89 -

Name	Pos.	Years
Dee, Bob	DE	1960-67

PATRIOTS ALL-TIME NUMERICAL ROSTER

- 90 -

Name	Pos.	Years
Webster, George	LB	1974-76
Williams, Toby	DE	1983-88
Wichard, Murray	DE	1987
Veris, Garin	DE	1990-91*
Shorts, Peter	DE	1989
White, Reggie	DT/NT	1995
Eaton, Chad	DT	1996-2000
Moore, Marty	LB	2001*
Martin, Steve	DT	2002
Klecko, Dan	DL	2003-05
Smith, Le Kevin	DL	2006-08
Richard, Darryl	DL	2009-10
Edds, A.J.	LB	2011
Koutouvides, Niko	LB	2011-12
Sopoaga, Isaac	DT	2013
Moore, Zach	DL	2014
Branch, Alan	DL	2014*
Brown, Malcom	DL	2015-18
Calhoun, Shilique	LB	2019-20
Barmore, Christian	DL	2021-23

- 91 -

Name	Pos.	Years
Crump, George	DE	1982-83
Alexander, Rogers	LB	1987
Lowry, Orlando	LB	1989
Gannon, Chris	DE	1990-93
Walker, Bruce	NT/DT	1994-95
Kopp, Jeff	LB	1999
Hamilton, Bobby	DE	2000-03
Hill, Marquise	DE	2004-06
Ruud, Bo	LB	2008
Pryor, Myron	DL	2009-11
Collins Sr., Jamie	LB	2013-16*
Wise Jr., Deatrich	DL	2017-2023

- 92 -

Name	Pos.	Years
Creswell, Smiley	DE	1985
McNeil, Emmanuel	NT	1989
Agnew, Ray	DE	1990-94
Collons, Ferric	DE	1995-99
Nugent, David	DE	2000-01
Washington, Ted	DT	2003
Thomas, Santonio	DL	2007
Brace, Ron	DL	2009*
Moore, Eric	DL	2010*
Warren, Gerard	DL	2010*
Haynesworth, Albert	DL	2011
Bequette, Jake	DE	2012-13
Grissom, Geneo	DL	2015-16*
Harrison, James	LB	2017
Thurman, Nick	DL	2020
Godchaux, Davon	DL	2021-23

- 93 -

Name	Pos.	Years
Corsetti, Rico	LB	1987
Jordan, Tim	LB	1987-89
Pitts, Mike	DE	1993-94

Brown, Monty	LB	1996
Stuckey, Shawn	LB	1998
Kuberski, Bob	DT	1999
Dalton, Antico	LB	2000
Seymour, Richard	DE	2001-08
Burgess, Prescott	LB	2009
Murrell, Marques	LB	2010
Carter, Andre	DE	2011
McClain, Terrell	DL	2012
Kelly, Tommy	DL	2013
Sheard, Jabaal	DL	2015-16
Guy, Lawrence	DL	2017-23

- 94 -

Name	Pos.	Years
Black, Mel	LB	1986*
Ward, David	LB	1989
Roberts, Tim	DE	1995
Scott, Walter	DL	1996
Spires, Greg	DE	1998-2000
Sayler, Jace	DL	2001
Warren, Ty	DL	2003-10
Ellis, Shaun	DE	2011
Francis, Justin	DL	2012
Jones, Chris	DT	2013-14
Jean-Francois, Ricky	DT	2017
Clayborn, Adrian	DE	2018
Mack, Isaiah	DL	2020
Allen, Beau	DL	2020
Anderson, Henry	DL	202

- 95 -

Name	Pos.	Years
Reynolds, Ed	LB	1983-91
Sacco, Frank	LB	1987
Sabb, Dwayne	LB	1992-96
Thomas, Henry	DT	1997-2000
Phifer, Roman	LB	2001-04
Banta-Cain, Tully	LB	2005-06, 09-10*
Brown, Kareem	DL	2007
Moore, Rashad	DL	2007
Smith, Kenny	DL	2008
Anderson, Mark	DE	2011
Jones, Chandler	DE	2012-15
Long, Chris	DE	2016
Rivers, Derek	DE	2017-20
Ekuale, Daniel	DL	2021-23

- 96 -

Name	Pos.	Years
Williams, Brent	DE	1986-93
Mangiero, Dino	NT	1987
Jones, Mike	DE	1994-97
Megna, Marc	LB	1999*
Tuitele, Maugaula	LB	2000*
Mitchell, Brandon	DL	2001*
Lyle, Rick	DL	2002-03
Bailey, Rodney	DL	2004
Mallard, Wesly	LB	2005
Thomas, Adalius	LB	2007-09
Cunningham, Jermaine	DE	2010-12
Carter, Andre	DE	2013
Siliga, Sealver	DT	2014-15*
Johnson, Anthony	DT	2016
Kilgo, Darius	DT	2016

Grissom, Geneo	LB	2017-18*
Bower, Tashawn	DL	2020-21
Roberts, Sam	DL	2022-23

- 97 -

Name	Pos.	Years
Hodge, Milford	DE	1986-89
Guzik, John	NT	1987
Smith, Sean	DE	1990-91
Jones, Aaron	DE	1993-95
Wheeler, Mark	DT	1996-98
Grimes, Reggie	DE	2000
Parker, Riddick	DE	2001
Green, Jarvis	DT	2002-09
Brace, Ron	DL	2010-12*
Branch, Alan	DL	2015-17*
Kamalu, Ufomba	DL	2018
Mitchell, DaMarcus	DL	2022
Hill, Trysten	DL	2023

- 98 -

Name	Pos.	Years
Owens, Dennis	NT	1982-86
Edwards, Tim	DE	1992
Johnson, Mario	DL	1993
Barnett, Troy	DE	1994-95
Mitchell, Brandon	DE	1997-2000*
Pleasant, Anthony	DE	2001-03
Traylor, Keith	DT	2004
Brown, Chad	LB	2005, 2007
Crabble, Shawn	LB	2008-10
Moore, Eric	DL	2011*
Warren, Gerard	DL	2011*
Cohen, Landon	DL	2011
Forston, Marcus	DL	2012-13
Walker, Casey	DL	2014
Flowers, Trey	DL	2015-18
Williams, Xavier	DL	2020
Davis Jr., Carl	DL	2020-22

- 99 -

Name	Pos.	Years
Thomas, Ben	DE	1985
Wilburn, Steve	DE	1987
Jeter, Gary	DE	1989
Howard, David	LB	1991-92
Carthen, Jason	LB	1993-94
DeOssie, Steve	LB	1994-95
Crawford, Vernon	LB	1997-99
Megna, Marc	LB	2000*
Turner, T.J.	LB	2001
Ayi, Kole	LB	2001
Holsey, Bernard	DL	2002
Kelley, Ethan	DT	2004
Wright, Mike	DL	2005-11
Scott, Trevor	DE	2012
Buchanan, Michael	DE	2013-14
Easley, Dominique	DL	2015
Valentine, Vincent	DT	2016-17
Cowart, Byron	DL	2019-21
Collins Sr., Jamie	LB	2022*
White, Keion	DL	2023

PATRIOTS ALL-TIME DRAFT

2024

Rd	Player	PK	Pos	College
1	Drake Maye	3	QB	North Carolina
2a	(Traded to LA Chargers)	34		
2b	Ja'Lynn Polk	37	WR	Washington
3	Caedan Wallace	68	T	Penn State
4a	Layden Robinson	103	G	Texas A&M
4b	Javon Baker	110	WR	UCF
5	(Traded to LA Chargers)	137		
6a	Marcellas Dial Jr.	180	CB	South Carolina
6b	(Traded to Minnesota)	188		
6c	Joe Milton III	193	QB	Tennessee
7a	Jaheim Bell	231	TE	Florida State
7b	(Traded to Las Vegas)	223		

2024 DRAFT NOTES

For more information on all trades involving draft picks, please see trades list on the following pages.

- 2a Acquired the LA Chargers 2024 second-round draft pick (37th overall) and 2024 fourth-round draft pick (110th overall) in a draft day trade on April 26, 2024 in exchange for a 2024 second-round draft pick (34th overall) and a 2024 fifth-round draft pick (137th overall).
- 6b Acquired a 2024 sixth-round draft pick (188th overall) in a trade with Las Vegas on Sept. 21, 2022 in exchange for OL Justin Herron and a 2024 seventh round draft pick (223rd overall). The 2024 sixth-round pick was traded to Minnesota on Aug. 28, 2023 in exchange for OL Vederian Lowe.
- 6c Acquired a 2024 sixth-round draft pick (193rd overall) in a trade with Jacksonville on March 14, 2024 in exchange for QB Mac Jones.
- 7a Acquired a 2024 seventh-round draft pick (231st overall) in a trade with Chicago on July 13, 2022 in exchange for WR N'Keal Harry.

2023

Rd	Player	PK	Pos	College
1a	(Traded to Kansas City)	21		
1a	(Traded to Pittsburgh)	14		
1b	Christian Gonzalez	17	CB	Oregon
2	Keion White	46	DE	Georgia Tech
3a	Marte Mapu	76	LB	Sacramento State
3b	(Traded to Miami)	77		
4a	Jake Andrews	107	C	Troy
4b	Chad Ryland	112	K	Maryland
4c	Sidy Sow	117	OL	Eastern Michigan
4d	(Traded to N.Y. Jets)	120		
4e	(Traded to Las Vegas)	135		
5a	Atonio Mafi	144	OL	UCLA
5b	(Traded to Baltimore)	148		
6a	(Traded to N.J. Jets)	184		
6b	Kayshon Boutte	187	WR	Louisiana State
6c	Bryce Baringer	192	P	Michigan State
6d	DeMario Douglas	210	WR	Liberty
6e	Ameer Speed	214	CB	Michigan State
7a	(Traded to Las Vegas)	231		
7b	Isaiah Bolden	245	CB	Jackson State

2023 DRAFT NOTES

For more information on all trades involving draft picks, please see trades list on the following pages.

- 1a Acquired Pittsburgh's 2023 first-round draft pick (17th overall) and 2023 fourth-round draft pick (120th overall) in a draft day trade on April 27, 2023 in exchange for a 2023 first-round draft pick (14th overall).
- 3a Acquired a 2023 third-round draft pick and a 2022 fourth-round draft pick from Carolina in a trade on April 29, 2022 in exchange for a 2022 third-round draft pick.
- 3b Traded a 2023 third-round draft pick to Miami on April 4 2022 in exchange for WR DeVante Parker and a 2022 fifth-round draft pick.
- 4a Acquired a 2023 fourth-round draft pick and a 2022 sixth-round draft pick from the L.A. Rams in a trade on August 25, 2021 in exchange for RB Sony Michel.
- 4b Acquired the N.Y. Jets fourth-round draft pick (112th overall) in a draft day trade on April 29, 2023 in exchange for a 2023 fourth-round draft pick (120th overall) and a 2023 sixth-round draft pick (184th overall).
- 5a Acquired Las Vegas' 2023 fifth-round draft pick (144th overall) and 2023 sixth-round draft pick (214th overall) in a draft day trade on April 29, 2023 in exchange for a 2023 fourth-round draft pick (135th overall).
- 5b Traded a 2023 fifth-round draft pick to Baltimore on August 26 2021 in exchange for CB Shaun Wade.
- 6b The Patriots acquired a 2023 sixth-round draft pick in a trade with Carolina on October 6, 2021 in exchange for CB Stephon Gilmore.
- 7a The Patriots acquired a 2023 sixth-round draft pick in a trade with Las Vegas in exchange for QB Jarrett Stidham and a 2023 seventh-round draft pick on May 15, 2022.
- 7b The Patriots acquired a 2023 seventh-round draft pick in a trade with Atlanta on March 15, 2023 in exchange for TE Jonnu Smith.

PATRIOTS ALL-TIME DRAFT

Aug. 31, 2021 in exchange for a 2022 seventh-round draft pick (243rd overall).

2022

Rd	Player	PK	Pos	College
1a	(Traded to Kansas City)	21		
1b	Cole Strange	29	OL	Chattanooga
2a	Tyquan Thornton	50	WR	Baylor
2b	(Traded to Kansas City)	54		
3a	Marcus Jones	85	DB	Houston
3b	(Traded to Carolina)	94		
4a	Jack Jones	121	DB	Arizona State
4b	Pierre Strong Jr.	127	RB	South Dakota State
4c	Bailey Zappe	137	QB	Western Kentucky
5a	(Traded to Kansas City)	158		
5b	(Traded to Las Vegas)	164		
5c	(Traded to Houston)	170		
6a	Kevin Harris	183	RB	South Carolina
6b	Sam Roberts	200	DL	Northwest Missouri State
6c	Chasen Hines	210	OL	Louisiana State
7a	(Traded to Baltimore)	224		
7b	(Traded to Miami)	242		
7c	(Traded to Kansas City)	243		
7d	Andrew Stueber	245	OL	Michigan

2022 DRAFT NOTES

For more information on all trades involving draft picks, please see trades list on the following pages.

- 1a Acquired Kansas City's 2022 first-round draft pick (29th overall), 2022 third-round draft pick (94th overall) and 2022 fourth-round draft pick (121st overall) in a draft day trade on April 28, 2022 in exchange for a 2022 first-round draft pick (21st overall).
- 2b Acquired Kansas City's 2022 second-round draft pick (50th overall) in a draft day trade on April 29, 2022 in exchange for a 2022 second-round pick (54th overall) and a 2022 fifth-round draft pick (158th overall).
- 3b Acquired Carolina's 2022 fourth-round draft pick (137th overall) and a 2023 third-round draft pick in a draft day trade on April 29, 2022 in exchange for a 2022 third-round draft pick (94th overall).
- 5a Acquired a 2022 fifth-round draft pick (158th overall) and WR DeVante Parker in a trade with Miami on April 4, 2022 in exchange for a 2023 third-round draft pick.
- 5b Acquired OL Trent Brown and a 2022 seventh round draft pick (243 overall) in a trade with Las Vegas on March 17, 2021 in exchange for a 2022 fifth-round draft pick (164th overall).
- 6a/5c/7d Acquired a 2022 sixth-round draft pick (183rd overall) and a 2022 seventh-round draft pick (245th overall) in a trade with Houston on April 25, 2022 in exchange for a 2022 fifth-round draft pick (170th overall). The Patriots originally acquired the 2022 fifth-round draft pick in a trade with Tampa Bay on March 17, 2022 in exchange for OL Shaq Mason.
- 6c Acquired a 2022 sixth-round draft pick (210th overall) and a 2023 fourth-round draft pick from the L.A. Rams in a trade on Aug. 25, 2021 in exchange for RB Sony Michel.
- 7a Acquired DB Shaun Wade in a trade with Baltimore on Aug. 26, 2021 in exchange for a 2022 seventh-round draft pick (224th overall).
- 7b Acquired WR Isaiah Ford in a trade with Miami on Nov. 3, 2020 in exchange for a 2022 seventh-round draft pick (242nd overall).
- 7c Acquired OL Yasir Durant in trade with Kansas City on

2021

Rd	Player	Pk	Pos	College
1	Mac Jones	15	QB	Alabama
2a	Christian Barmore	38	DL	Alabama
2b	(Traded to Cincinnati)	46		
3a	Ronnie Perkins	96	LB	Oklahoma
3b	NA			Forfeited
4a	Rhamondre Stevenson	120	RB	Oklahoma
4b	(Traded to Cincinnati)	122		
4c	(Traded to Cincinnati)	139		
5	Cameron McGrone	177	LB	Michigan
6a	Joshuah Bledsoe	188	S	Missouri
6b	Will Sherman	197	OL	Colorado
7	Tre Nixon	242	WR	UCF

2021 DRAFT NOTES

For more details on all trades involving draft picks, please see trades list on following pages.

- 2a Acquired Cincinnati's second-round pick (38th overall) in a draft-day trade on April 30, 2021, in exchange for a 2021 second-round pick (46th overall) and two fourth-round picks (122nd overall) and (139th overall).
- 4b Acquired Houston's 2021 fourth-round pick (122nd overall) and sixth-round pick (188th overall) in exchange for a 2021 fifth-round pick (158th overall) and 2021 sixth-round pick (195th overall).

PATRIOTS ALL-TIME DRAFT

2020

Rd	Player	Pk	Pos	College
1	(Traded to L.A. Chargers)	23		
2a	Kyle Dugger	37	DB	Lenoir-Rhyne
2b	Joshua Uche	60	LB	Michigan
3a	(Traded to Baltimore)	71		
3b	Anfernee Jennings	87	LB	Alabama
3c	Devin Asiasi	91	TE	UCLA
3d	Traded to Baltimore	98		
3e	Traded to Las Vegas	100		
3f	Dalton Keene	101	TE	Virginia Tech
4a	(Traded to N.Y. Jets)	125		
4b	(Traded to N.Y. Jets)	129		
4c	(Traded to Las Vegas)	139		
5a	Justin Rohrwasser	159	K	Marshall
5b	(Traded to Las Vegas)	172		
6a	Mike Onwenu	182	OL	Michigan
6b	Justin Herron	195	OL	Wake Forest
6c	Cassh Maluia	204	LB	Wyoming
6d	(Traded to Indianapolis)	212		
6e	(Traded to Indianapolis)	213		
7	Dustin Woodard	230	OL	Memphis

2020 DRAFT NOTES

For more details on all trades involving draft picks, please see trades list on following pages.

3d, 3e, 6d and 6e were awarded as compensatory selections.

- Acquired the L.A. Chargers 2020 second-round pick (37th overall) and 2020 third-round pick (71st overall) in a draft-day trade on April 23, 2020 in exchange for a 2020 first-round draft pick (23rd overall).
- Acquired Baltimore's 2020 second-round pick (60th overall) and a 2020 fourth-round pick (129th overall) in a draft-day trade on April 24, 2020 in exchange for two 2020 third-round picks (71st overall) and (98th overall).
- Acquired Las Vegas' 2020 third-round pick (91st overall) and a 2020 fifth-round pick (159th overall) in a draft-day trade on April 24, 2020 in exchange for a 2020 third-round pick (100th overall), 2020 fourth-round pick (139th overall) and 2020 fifth-round pick (172nd overall).
- Acquired N.Y. Jets' 2020 third-round pick (101st overall) in a draft-day trade on April 24, 2020 in exchange for 2020 fourth-round picks (125th overall) and (129th overall) and a 2021 sixth-round draft pick.
- Acquired Indianapolis' 2020 sixth-round pick (182nd overall) in a draft-day trade on April 25, 2020 in exchange for 2020 sixth-round picks (212th overall) and (213th overall).
- Acquired Denver's sixth-round pick (195th overall) on Aug. 31, 2019 in exchange for DB Duke Dawson Jr.
- Acquired Houston's sixth-round draft pick (204th overall) on Aug. 31, 2019 in exchange for DB Keion Crossen.
- Acquired Atlanta's seventh-round draft pick (230th overall) on Aug. 31, 2018 in exchange for DB Jordan Richards.

2019

Rd	Player	Pk	Pos	College
1	N'Keal Harry	32	WR	Arizona State
2a	Joejuan Williams	45	CB	Vanderbilt
2b	(Traded to L.A. Rams)	56		
2c	(Traded to Seattle)	64		
3a	(Traded to Chicago)	73		
3b	Chase Winovich	77	DL	Michigan
3c	Damien Harris	87	RB	Alabama
3d	(Traded to L.A. Rams)	97		
3e	Yodny Cajuste	101	OL	West Virginia
4a	Hjalte Froholdt	118	OL	Arkansas
4b	Jarrett Stidham	133	QB	Auburn
4c	(Traded to L.A. Rams)	134		
5a	Byron Cowart	159	DL	Maryland
5b	(Traded to Minnesota)	162		
5c	Jake Bailey	163	P	Stanford
5d	(Traded to Philadelphia)	167		
6	(Traded to Chicago)	205		
7a	(Traded to Minnesota)	239		
7b	(Traded to L.A. Rams)	243		
7c	(Traded to Philadelphia)	246		
7d	Ken Webster	252	DB	Mississippi

2019 DRAFT NOTES

For more details on all trades involving draft picks, please see trades list on following pages.

3d, 3e, 6 and 7d were awarded as compensatory selections.

- Acquired the L.A. Rams 2019 second-round draft pick (45th overall) in a draft-day trade in exchange for a 2019 second-round draft pick (56th overall) and a 2019 third-round draft pick (101st overall).
- Acquired Seattle's 2019 third-round draft pick (77th overall) and 2019 fourth-round draft pick (118th overall) in a draft day trade on April 26, 2019 in exchange for a 2019 second-round pick (64th overall).
- Acquired Chicago's 2019 third-round draft pick (87th overall) and 2019 fifth-round draft pick (162nd overall) and a 2020 fourth-round draft pick in a draft day trade on April 26, 2019 in exchange for a 2019 third-round draft pick (73rd overall) and 2019 sixth-round draft pick (205th overall).
- Acquired the L.A. Rams 2019 third-round pick (101st overall) and 2019 fourth-round pick (133rd overall) in a draft day trade on April 27, 2019 in exchange for a 2019 third-round pick (97th overall) and 2019 fifth-round pick (162nd overall). The Patriots had traded the 101st pick to the Rams in an earlier draft day trade.
- Acquired Philadelphia's 2019 fifth-round draft pick (163rd overall) in a draft day trade on April 27, 2019 in exchange for a 2019 fifth-round (167th overall) and a 2019 seventh-round draft pick (246th overall).
- Acquired Minnesota's 2019 fifth-round draft pick (159th overall) in a draft day trade on April 27, 2019 in exchange for a 2019 fifth-round draft pick (162nd overall) and a 2019 seventh-round pick (239th overall).

PATRIOTS ALL-TIME DRAFT

2018

Rd	Player	Pk	Pos	College
1a	Isaiah Wynn	23	OL	Georgia
1b	Sony Michel	31	RB	Georgia
2a	(Traded to Detroit)	43		
2b	(Traded to Chicago)	51		
2c	Duke Dawson	56	DB	Florida
2d	(Traded to Tampa Bay)	63		
3	(Traded to San Francisco)	95		
4a	(Traded to Cleveland)	105		
4b	(Traded to Detroit)	114		
4c	(Traded to Tampa Bay)	117		
4d	(Traded to Philadelphia)	131		
4e	(Traded to L.A. Rams)	136		
5a	Ja'Whaun Bentley	143	LB	Purdue
5b	(Traded to Oakland)	159		
5c	(Traded to Seattle)	168		
6a	Christian Sam	178	LB	Arizona State
6b	(Traded to Kansas City)	198		
6c	(Traded to Cleveland)	205		
6d	Braxton Berrios	210	WR	Miami (Fla.)
7a	Danny Eting	219	QB	Louisiana State
7b	(Traded to Philadelphia)	233		
7c	Keion Crossen	243	DB	Western Carolina
7d	(Traded to Cincinnati)	249		
7e	Ryan Izzo	250	TE	Florida State

2018 DRAFT NOTES

For more details on all trades involving draft picks, please see trades list on following pages.

4e was awarded as a compensatory selection.

1a Acquired the L.A. Rams 2018 first-round draft pick (23 overall) and a 2018 sixth-round draft pick (198 overall) in a trade on April 4, 2018 in exchange for WR Brandin Cooks and a 2018 fourth-round draft pick (136 overall).

2a Acquired San Francisco's 2018 second-round draft pick (43 overall) in a trade on Oct. 31, 2017 in exchange for QB Jimmy Garoppolo, which was then traded to Detroit in a draft day trade on April 27, 2018 in exchange for a 2018 second-round draft pick (51 overall) and a 2018 fourth-round draft pick (117 overall).

2b Pick traded to Chicago in a draft day trade on April 27, 2018 in exchange for a 2018 fourth-round draft pick (105 overall) and a 2019 second-round draft pick.

2c Acquired Tampa Bay's 2018 second-round draft pick (56 overall) in a draft day trade on April 27, 2017 in exchange for a 2018 second-round draft pick (63 overall) and a 2018 fourth-round draft pick (117 overall).

3 Pick traded to San Francisco in a draft day trade on April 27, 2018 in exchange for OL Trent Brown and a 2018 fifth-round draft pick (143 overall).

4a Pick traded to Cleveland in a draft day trade on April 28, 2018 in exchange for a 2018 fourth-round draft pick (114 overall) and a 2018 sixth-round draft pick (178 overall).

4b Pick traded to Detroit in a draft day trade on April 28, 2018 in exchange for a 2019 third-round draft pick.

4d Pick traded to Philadelphia on Sept. 7, 2016 in exchange for DB Eric Rowe.

5b Pick traded to Oakland on March 19, 2018 in exchange for WR Cordarrelle Patterson and a 2018 sixth-round draft pick (210 overall).

2018 (CONT.)

5c Pick traded to Seattle along with a 2018 seventh-round draft pick (250 overall), that was originally acquired from Seattle on Sept. 1, 2017 in exchange for DB Justin Coleman, in exchange for DE Cassius Marsh on Sept. 2, 2017.

6b Pick traded to Kansas City in a draft day trade on April 28, 2018 in exchange for Kansas City's two 2018 seventh-round draft picks (233 and 243 overall).

6c Pick traded to Cleveland on March 15, 2018 in exchange for CB Jason McCourty and a 2018 seventh-round draft pick (219 overall).

7d Pick traded to Cincinnati on Aug. 29, 2017 in exchange for LB Marquis Flowers.

7e Acquired from Philadelphia along with a 2019 seventh-round draft pick in a draft day trade in exchange for a 2018 seventh-round draft pick (233 overall).

2017

Rd	Player	Pk	Pos	College
1	(Traded to New Orleans)	32		
2	(Traded to Carolina)	64		
3a	(Traded to Tennessee)	72		
3b	Derek Rivers	83	DE	Youngstown State
3c	Tony Garcia	85	OL	Troy
3d	(Traded to Detroit)	96		
3c	(Traded to New Orleans)	103		
4a	NA	Forfeited		
4b	(Traded to Detroit)	124		
4c	Deatrich Wise Jr.	131	DE	Arkansas
4d	(Traded to Indianapolis)	137		
5a	(Awarded to Buffalo)	163		
5b	(Traded to Cleveland)	175		
5c	(Traded to Kansas City)	183		
6a	(Traded to Tennessee)	200		
6b	Conor McDermott	211	OL	UCLA
6c	(Traded to Detroit)	215		
6d	(Traded to Dallas)	216		
7a	(Traded to Dallas)	239		
7b	(Traded to Detroit)	250		

2017 DRAFT NOTES

For more details on all trades involving draft picks, please see trades list on following pages.

5c was awarded as a compensatory selection.

1 Pick traded to New Orleans along with No. 103 overall on March 11, 2017, in exchange for WR Brandin Cooks and New Orleans' 2017 fourth-round pick (118 overall). New England obtained Cleveland's 2017 third-round compensatory pick (103 overall) in an exchange for LB Jamie Collins Sr. on Oct. 31, 2016. The Patriots forfeited the highest of their 2017 fourth-round picks.

2 Pick traded to Carolina on March 11, 2017, in exchange for DE Kony Ealy and Carolina's 2017 third-round draft pick (72 overall).

3a Pick traded to Tennessee in a draft day trade on April 28, 2017, along with a Patriots sixth-round pick (200 overall) in exchange for a Tennessee 2017 third-round pick (83 overall) and fourth-round pick (124 overall).

4b Acquired in a draft day trade with Seattle on April 30, 2016, along with a Seattle 2016 seventh-round pick (225 overall) in exchange for the Patriots 2016 fifth-round pick (147 overall) and their 2016 seventh-round pick (243 overall).

PATRIOTS ALL-TIME DRAFT

2017 (CONT.)

- 4c Pick traded to Indianapolis on March 9, 2017, in exchange for TE Dwayne Allen and a 2017 sixth-round draft pick (200 overall).
- 5a Pick awarded to Buffalo after the Patriots signed restricted free agent RB Mike Gillislee on April 24, 2017.
- 5b Pick traded to Cleveland on Aug. 25, 2016, in exchange for LB Barkevious Mingo.
- 5c Acquired TE James O'Shaughnessy and a 2017 sixth-round draft pick (216 overall) in a draft day trade with Kansas City in exchange for a 2017 fifth-round draft pick (183 overall).
- 6c Pick traded to Detroit on Oct. 25, 2016, in exchange for LB Kyle Van Noy and Detroit's 2017 seventh-round pick (239 overall).
- 6d Pick traded to Dallas in a draft day trade on April 29, 2017, along with a 2017 seventh-round draft pick (239 overall) in exchange for a 2017 sixth-round pick (216 overall) and seventh-round pick (239 overall).
- 7b Pick traded to Detroit in exchange for TE Michael Williams on Aug. 26, 2015.

2016

Rd	Player	Pk	Pos	College
1	Forfeited	29		
2	Cyrus Jones	60	CB	Alabama
3a	Joe Thuney	78	OL	North Carolina St.
3b	Jacoby Brissett	91	QB	North Carolina St.
3c	Vincent Valentine	96	DT	Nebraska
4a	Malcolm Mitchell	112	WR	Georgia
4b	(Traded to Chicago)	127		
5a	(Traded to Seattle)	147		
5b	(Traded to Houston)	166		
6a	(Traded to Miami)	196		
6b	(Traded to Miami)	204		
6c	Kamu Grugier-Hill	208	S	Eastern Illinois
6d	Elandon Roberts	214	LB	Houston
6e	Ted Karras	221	G	Illinois
7a	Devin Lucien	225	WR	Arizona State
7b	(Traded to Seattle)	243		
7c	(Traded to Miami)	250		

2016 DRAFT NOTES

For more details on all trades involving draft picks, please see trades list on following pages.

3c, 6c, 6d and 6e were awarded as compensatory selections.

- 3a Acquired New Orleans 2016 third-round pick (78 overall) and fourth-round pick (112 overall) in a 2016 draft day trade in exchange for the Patriots 2016 second-round pick (61 overall).
- 2b Acquired Arizona's 2016 second-round pick (61 overall) and G Jonathan Cooper in exchange for DE Chandler Jones on March 13, 2016.
- 5a Acquired Miami's 2016 fifth-round pick (147 overall) in a 2016 draft day trade in exchange for two of the Patriots 2016 sixth-round picks (196 overall and 204 overall) and the Patriots 2016 seventh-round pick (250 overall).
- 5b Pick traded to Houston in exchange for WR Keshawn Martin and a 2016 sixth-round pick (196 overall) on Sept. 17, 2015.
- 6b Pick traded to Chicago in exchange for LB Jonathan Bostic on Sept. 29, 2015, and then re-obtained in a trade with Chicago on March 17, 2016, for TE Martellus Bennett in exchange for the Patriots 2016 fourth-round pick (127 overall).
- 7a Acquired Seattle's 2016 seventh-round pick (225 overall) and Seattle's 2017 fourth-round pick in a draft day trade in exchange for the Patriots 2016 fifth-round pick (147 overall) and the Patriots 2016 seventh-round pick (243 overall).
- 7b Acquired Houston's 2016 seventh-round draft pick in exchange for QB Ryan Mallett on Aug. 31, 2014.

PATRIOTS ALL-TIME DRAFT

2015

Rd	Player	Pk	Pos	College
1	Malcom Brown	32	DL	Texas
2	Jordan Richards	64	DB	Stanford
3a	(Traded to Cleveland)	96		
3b	Geneo Grissom	97	DL	Oklahoma
4a	Trey Flowers	101	DL	Arkansas
4b	Tre' Jackson	111	G	Florida State
4c	Shaq Mason	131	OL	Georgia Tech
5a	(Traded to Green Bay)	147		
5b	Joe Cardona	166	LS	Navy
6a	Matthew Wells	178	LB	Mississippi State
6b	AJ Derby	202	TE	Arkansas
7a	(Traded to Cleveland)	219		
7b	Darryl Roberts	247	DB	Marshall
7c	Xzavier Dickson	253	DL	Alabama

2015 DRAFT NOTES

For more details on all trades involving draft picks, please see trades list on following pages.

3b and 7c were awarded as compensatory selections

4b Acquired Cleveland's 2015 fourth round pick (111 overall), fifth round pick (147 overall) and sixth round pick (202 overall) in a 2015 draft day trade in exchange for the Patriots 2015 third round pick (96 overall) and the Patriots seventh round pick (219 overall).

5b Acquired Green Bay's 2015 fifth round pick (166th overall) and seventh round pick (247th overall) in a 2015 draft day trade in exchange for the Patriots 2015 fifth round pick (147th overall).

2014

Rd	Player	Pk	Pos	College
1	Dominique Easley	29	DL	Florida
2	Jimmy Garoppolo	62	QB	Eastern Illinois
3	(Traded to Jacksonville)	93		
4a	Bryan Stork	105	OL	Florida State
4b	James White	130	RB	Wisconsin
4c	Cameron Fleming	140	OL	Stanford
5	(Traded to Philadelphia)	169		
6a	Jon Halapio	179	OL	Florida
6b	Zach Moore	198	DL	Concordia-St. Paul
6c	Jemea Thomas	206	DB	Georgia Tech
7	Jeremy Gallon	244	WR	Michigan

2014 DRAFT NOTES

For more details on all trades involving draft picks, please see trades list on following pages.

4c was awarded as a compensatory draft choice.

3 Acquired Jacksonville's 2014 fourth round pick (105 overall) and sixth round pick (179 overall) during a 2014 draft day trade on May 9, 2014 in exchange for the Patriots 2014 third round pick (93 overall).

5 Pick traded to Philadelphia on Oct. 29, 2013, in exchange for DL Isaac Sopoaga and a 2014 sixth-round draft pick (198 overall).

2013

Rd	Player	Pk	Pos	College
1	(Traded to Minnesota)	29		
2a	Jamie Collins	52	LB	Southern Miss.
2b	Aaron Dobson	59	WR	Marshall
3a	Logan Ryan	83	CB	Rutgers
3b	Duron Harmon	91	DB	Rutgers
4a	Josh Boyce	102	WR	Texas Christian
4b	(Traded to Tampa Bay)	126		
5	(Traded to Washington)	162		
6	(Traded to Cincinnati)	197		
7a	Michael Buchanan	226	DL	Illinois
7b	(Traded to Tampa Bay)	229		
7c	Steve Beauharnais	235	LB	Rutgers

2013 DRAFT NOTES

For more details on all trades involving draft picks, please see trades list on following pages.

1 Acquired Minnesota's 2013 second-round pick (52 overall), third-round pick (83 overall), fourth-round pick (102 overall) and seventh-round pick (229 overall) during a 2013 draft day trade on April 25 in exchange for the Patriots 2013 first-round pick (29 overall).

4b Pick traded to Tampa Bay on Nov. 1, 2012 in exchange for CB Aqib Talib and a 2013 seventh-round pick.

PATRIOTS ALL-TIME DRAFT

2013 (CONT.)

- 5 Pick traded to Washington on July 29, 2011 in exchange for DL Albert Haynesworth.
- 6 Pick traded to Cincinnati on July 29, 2011 in exchange for WR Chad Ochocinco.
- 7b The Patriots acquired RB LeGarrette Blount in a draft day trade with Tampa Bay on April 27, 2013 in exchange for RB Jeff Demps and a 2013 seventh-round pick (229 overall).

2012

<i>Rd</i>	<i>Player</i>	<i>Pk</i>	<i>Pos</i>	<i>College</i>
1a	Chandler Jones	21	DE	Syracuse
1b	Dont'a Hightower	25	LB	Alabama
2a	Tavon Wilson	48	DB	Illinois
2b	(Traded to Green Bay)	62		
3a	Jake Bequette	90	DE	Arkansas
3b	(Traded to Cincinnati)	93		
4	(Traded to Denver)	126		
5	(Traded to Green Bay)	163		
6	Nate Ebner	197	DB	Ohio State
7a	Alfonzo Dennard	224	CB	Nebraska
7b	Jeremy Ebert	235	WR	Northwestern

2012 DRAFT NOTES

For more details on all trades involving draft picks, please see trades list on following pages.

- 1a Acquired Cincinnati's 2012 first-round pick in exchange for the Patriots 2012 first-round pick (27 overall) and the Patriots 2012 third-round pick (93 overall).
- 1b Acquired Denver's 2012 first-round pick in exchange for the Patriots 2012 first-round pick (31 overall) and the Patriots 2012 fourth-round pick (126 overall).
- 2b Pick traded to Green Bay for a 2012 third-round pick (90 overall) and a 2012 fifth-round pick (163 overall).
- 3b Pick traded to Cincinnati along with a 2012 first-round pick (27 overall) in exchange for Cincinnati's 2012 first-round pick (21 overall).
- 4 Pick traded to Denver along with a 2012 first-round pick (31 overall) in exchange for Denver's first-round pick (25 overall).

2011

<i>Rd</i>	<i>Player</i>	<i>Pk</i>	<i>Pos</i>	<i>College</i>
1a	Nate Solder	17	OL	Colorado
1b	(Traded to New Orleans)	28		
2a	Ras-I Dowling	33	DB	Virginia
2b	Shane Vereen	56	RB	California
2c	(Traded to Houston)	60		
3a	Stevan Ridley	73	RB	Louisiana State
3b	Ryan Mallett	74	QB	Arkansas
3c	(Traded to Oakland)	92		
4	(Traded to Oakland)	125		
5a	Marcus Cannon	138	OL	Texas Christian
5b	Lee Smith	159	TE	Marshall
6a	(Traded to Philadelphia)	193		
6b	Markell Carter	194	LB	Central Arkansas
7	Malcolm Williams	219	DB	Texas Christian

2011 DRAFT NOTES

For more details on all trades involving draft picks, please see trades list on following pages.

- 1b Pick traded to New Orleans for 2012 first-round pick and a 2011 second-round pick (56 overall).
- 2c Pick traded to Houston for 2011 third-round choice (73 overall) and 2011 fifth-round pick (138 overall).
- 3c Pick traded to Oakland for 2012 second-round choice and 2011 seventh-round pick (219 overall).
- 6a Pick traded to Philadelphia for sixth-round choice (194 overall).

PATRIOTS ALL-TIME DRAFT

2010

Rd	Player	Pk	Pos	College
1a	(Traded to Denver)	22		
1b	(Traded to Dallas)	24		
1c	Devin McCourty	27	CB	Rutgers
2a	Rob Gronkowski	42	TE	Arizona
2b	(Traded to Oakland)	44		
2c	(Traded to Arizona)	47		
2d	Jermaine Cunningham	53	LB	Florida
2e	(Traded to Houston)	58		
2f	Brandon Spikes	62	LB	Florida
3a	(Traded to Carolina)	89		
3b	Taylor Price	90	WR	Ohio University
4a	Aaron Hernandez	113	TE	Florida
4b	(Traded to Dallas)	119		
5	Zoltan Mesko	150	P	Michigan
6a	(Traded to Oakland)	190		
6b	Ted Larsen	205	OL	N.C. State
7a	Thomas Welch	208	OL	Vanderbilt
7b	(Traded to Washington)	229		
7c	(Traded to Washington)	231		
7d	Brandon Deaderick	247	DL	Alabama
7e	Kade Weston	248	DL	Georgia
7f	Zac Robinson	250	QB	Oklahoma St.

2010 DRAFT NOTES

For more details on all trades involving draft picks, please see trades list on following pages.

6b, 7d, 7e, 7f were awarded as compensatory draft choices.

- 1a Pick traded to Denver in exchange for a 2010 first-round pick (24 overall) and a 2010 fourth-round pick (113 overall).
- 1c Pick acquired from Dallas with their 2010 third-round (90 overall) pick in exchange for a 2010 first-round pick (24 overall) and a 2010 fourth-round pick (119 overall).
- 2a Pick acquired from Oakland in exchange for the Patriots 2010 second-round pick (44 overall) and their 2010 sixth-round pick (190 overall).
- 2c Pick traded to Arizona in exchange for a 2010 second-round pick (58 overall) and a 2010 third-round pick (89 overall). Pick was originally acquired from Tennessee in a 2009 draft-day trade.
- 2e Pick traded to Houston in exchange for a 2010 second-round pick (62 overall) and a fifth-round pick (150 overall). Pick was originally acquired from Arizona in previously mentioned trade.
- 3a Pick traded to Carolina in exchange for a 2011 second-round pick. Pick was originally acquired from Arizona in previously mentioned trade.
- 7a Pick acquired from Washington in exchange for two 2010 seventh-round picks (229 and 231 overall).

2009

Rd	Player	Pk	Pos	College
1	(Traded to Baltimore)	23		
2a	Patrick Chung	34	S	Oregon
2b	Ron Brace	40	DL	Boston College
2c	Darius Butler	41	DB	Connecticut
2d	Sebastian Vollmer	58	OL	Houston
3a	Brandon Tate	83	WR	North Carolina
3b	Tyrone McKenzie	97	LB	South Florida
4	Rich Ohrnberger	123	OL	Penn State
5a	(Traded to Philadelphia for WR Greg Lewis)			
5b	George Bussey	170	OL	Louisville
6a	Jake Ingram	198	LS	Hawaii
6b	Myron Pryor	207	DL	Kentucky
7a	Julian Edelman	232	WR	Kent State
7b	Darryl Richard	234	DL	Georgia Tech

2009 DRAFT NOTES

For more details on all trades involving draft picks, please see trades list on following pages.

3b, 5 and 6b were awarded as compensatory draft choices.

- 1 Pick traded to Baltimore for a 2009 first-round pick (26 overall) and a 2009 fifth-round pick (162 overall). The Patriots used subsequent trades to turn those picks into selections 2c, 3a and 7a in addition to a 2010 second-round choice.
- 2a Pick acquired from Kansas City in exchange for QB Matt Cassel and LB Mike Vrabel.
- 2b Pick acquired from Oakland in exchange for a 2009 second-round pick (47 overall), a 2009 fourth-round pick (124 overall) and a 2009 sixth-round pick (199 overall).
- 2c Pick acquired from Green Bay along with two 2009 third-round picks (73 overall and 83 overall) in exchange for a 2009 first-round pick (26 overall) and a 2009 fifth-round pick (162 overall).
- 3a Pick acquired from Green Bay along with a 2009 second-round pick (41 overall) and a 2009 third-round pick (73 overall) in exchange for a 2009 first-round pick (26 overall) and a 2009 fifth-round pick (162 overall).
- 4 Pick acquired from Baltimore along with a 2009 sixth-round selection (198 overall) in exchange for two 2009 fifth-round selections (137 overall and 141 overall) that had been acquired from Philadelphia in exchange for CB Ellis Hobbs.
- 6a Pick acquired from Baltimore along with a 2009 fourth-round selection (123 overall) in exchange for two 2009 fifth-round selections (137 overall and 141 overall) that had been acquired from Philadelphia in exchange for CB Ellis Hobbs.
- 7a Pick acquired from Jacksonville along with a 2010 second-round pick in exchange for a 2009 third-round pick (73 overall).

PATRIOTS ALL-TIME DRAFT

2008

Rd	Player	Pk	Pos	College
1	Jerod Mayo	10	LB	Tennessee
2	Terrence Wheatley	62	CB	Colorado
3a	Shawn Crable	78	LB	Michigan
3b	Kevin O'Connell	94	QB	San Diego State
4	Jonathan Wilhite	129	CB	Auburn
5	Matthew Slater	153	WR	UCLA
6	Bo Ruud	197	LB	Nebraska

2008 DRAFT NOTES

For more details on all trades involving draft picks, please see trades list on following pages.

- Pick acquired from New Orleans along with a 2008 third-round selection (78 overall - LB Shawn Crable) in exchange for a 2008 first-round selection (7 overall) and a 2008 fifth-round selection (164 overall).
- Pick acquired from New Orleans along with a 2008 first-round selection (10 overall - LB Jerod Mayo) in exchange for a 2008 first-round selection (7 overall) and a 2008 fifth-round selection (164 overall).
- Pick acquired from Tampa Bay in exchange for a 2008 fifth-round selection (160 overall) and a 2008 seventh-round selection (238 overall).

2007

Rd	Player	Pk	Pos	College
1	Brandon Meriweather	24	DB	Miami (Fla.)
2	(To Miami as part of trade for WR Wes Welker)			
4a	(To Oakland in exchange for WR Randy Moss)			
4b	Kareem Brown	127	DL	Miami (Fla.)
5	Clint Oldenburg	171	T	Colorado State
6a	Justin Rogers	180	LB	Southern Methodist
6b	Mike Richardson	202	CB	Notre Dame
6c	Justise Hairston	208	RB	Central Connecticut
6d	Corey Hilliard	209	T	Oklahoma State
7a	Oscar Lua	211	LB	Southern Cal
7b	(To Miami as part of trade for WR Wes Welker)			
7c	Mike Elgin	247	G/C	Iowa

2007 DRAFT NOTES

For more details on all trades involving draft picks, please see trades list on following pages.

- Pick acquired from Seattle in exchange for WR Deion Branch.
- Pick acquired from San Francisco along with a 2008 first-round selection in exchange for a 2007 first-round selection (28 overall).
- Pick acquired from Arizona in exchange for T Brandon Gorin.
- Pick Acquired from Oakland along with a 2008 third-round selection in exchange for a 2007 third-round selection (91 overall).

2006

Rd	Player	Pk	Pos	College
1	Laurence Maroney	21	RB	Minnesota
2	Chad Jackson	36	WR	Florida
3	David Thomas	86	TE	Texas
4a	Garrett Mills	106	FB	Tulsa
4b	Stephen Gostkowski	118	K	Memphis
5	Ryan O'Callaghan	136	T	California
6a	Jeremy Mincey	191	LB	Florida
6b	Dan Stevenson	205	G	Notre Dame
6c	Le Kevin Smith	206	DL	Nebraska
7	Willie Andrews	229	DB	Baylor

2006 DRAFT NOTES

- 6b and 6c were awarded as compensatory draft choices.
- Pick acquired from Green Bay in exchange for a 2006 second-round pick (52 overall) and a 2006 third-round pick (75 overall)
- Pick acquired from Detroit in exchange for a 2005 fifth-round pick (145 overall) and a 2005 sixth-round pick (206 overall).
- Pick acquired from Oakland along with a 2005 seventh-round pick (230 overall) in exchange for a 2005 sixth-round pick (175 overall).

2005

Rd	Player	Pk	Pos	College
1	Logan Mankins	32	OL	Fresno State
3a	Ellis Hobbs	84	CB	Iowa State
3b	(To Arizona as part of trade for CB Duane Starks)			
3c	Nick Kaczur	100	T	Toledo
4	James Sanders	133	S	Fresno State
5a	(To Arizona as part of trade for CB Duane Starks)			
5b	Ryan Claridge	170	LB	Nevada-Las Vegas
7a	Matt Cassel	230	QB	Southern Cal
7b	Andy Stokes	255	TE	William Penn

2005 DRAFT NOTES

- 3c, 5b and 7b were awarded as compensatory draft choices.
- Pick acquired from Baltimore along with a 2005 sixth-round choice (195 overall) and a 2006 third-round choice in exchange for a 2005 second-round choice (64 overall).
- Pick acquired from Oakland along with a 2006 fifth-round choice (136 overall) in exchange for a 2005 sixth-round choice (175 overall).

PATRIOTS ALL-TIME DRAFT

2004

Rd	Player	Pk	Pos	College
1a	Vince Wilfork	21	DT	Miami (Fla.)
1b	Benjamin Watson	32	TE	Georgia
2a	(To Cincinnati in exchange for RB Corey Dillon)			
2b	Marquise Hill	63	DE	Louisiana State
3	Guss Scott	95	S	Florida
4a	Dexter Reid	113	S	North Carolina
4b	Cedric Cobbs	128	RB	Arkansas
5	P.K. Sam	164	WR	Florida State
6	(To Pittsburgh in compensation for RFA Rodney Bailey)			
7	Christian Morton	233	CB	Illinois

2004 DRAFT NOTES

- 1a Pick acquired from Baltimore along with a 2003 second-round pick (41 overall) in exchange for a 2003 first round selection (19 overall).
- 4a Pick acquired from New Orleans along with a 2003 third-round pick (78 overall) and a 2003 seventh-round choice (239 overall) in exchange for S Tebucky Jones.

2003

Rd	Player	Pk	Pos	College
1	Ty Warren	13	DT	Texas A&M
2a	Eugene Wilson	36	CB	Illinois
2b	Bethel Johnson	45	WR	Texas A&M
4a	Dan Klecko	117	DT	Temple
4b	Asante Samuel	120	CB	Central Florida
5	Dan Koppen	164	CB	Boston College
6	Kliff Kingsbury	201	QB	Texas Tech
7a	Spencer Nead	234	TE	BYU
7b	Tully Banta-Cain	239	LB	California
7c	Ethan Kelley	243	DT	Baylor

2003 DRAFT NOTES

- 1 Pick acquired from Chicago for the Patriots 2003 first-round pick (14 overall) and a 2003 sixth-round pick (193 overall).
- 2a Pick acquired from the Houston Texans along with a 2003 fourth-round pick (117 overall) for a 2003 second-round pick (41 overall) and a 2003 third-round pick (75 overall).
- 2b Pick acquired from the Carolina Panthers for a 2003 second-round pick (50 overall) and a 2003 fourth-round pick (120 overall).
- 4a Pick acquired from the Houston Texans along with a 2003 second-round pick (36 overall) for a 2003 second-round pick (41 overall) and a 2003 third-round pick (75 overall).
- 4b Pick acquired from Denver for a 2003 fourth-round pick (128 overall) and a 2003 fifth-round pick (157 overall).
- 5 Pick acquired from the Tennessee Titans along with a 2003 sixth-round pick (201 overall) and a 2003 seventh-round pick (243 overall) for a 2003 fifth-round pick (154 overall) and a 2003 seventh-round pick (225 overall).
- 6 Pick acquired from the Tennessee Titans along with 2003 fifth-round pick (164 overall) and a 2003 seventh-round pick (243 overall) for the a 2003 fifth-round pick (154 overall) and a 2003 seventh-round pick (225 overall).

2003 (CONT.)

- 7b Pick acquired from New Orleans along with a 2003 third-round pick (78 overall) and a 2004 fourth-round pick for Tebucky Jones.
- 7c Pick acquired from the Tennessee Titans with a 2003 fifth-round pick (164 overall) and a 2003 sixth-round pick (201 overall) for the Patriots 2003 fifth-round pick (154 overall) and a 2003 seventh-round pick (225 overall).

2002

Rd	Player	Pk	Pos	College
1	Daniel Graham	21	TE	Colorado
2	Deion Branch	65	WR	Louisville
4a	Rohan Davey	117	QB	LSU
4b	Jarvis Green	126	DE	LSU
7a	Antwoine Womack	237	RB	Virginia
7b	David Givens	253	WR	Notre Dame

2002 DRAFT NOTES

- 1 Pick acquired from Washington for the Patriots first-round pick (32nd overall), third-round pick (96th) and seventh-round pick (234th) of the 2002 draft.
- 4a Pick obtained from the Denver Broncos in exchange for the Patriots 2002 fourth-round pick (131st overall) and fifth-round pick (144th).
- 4b Pick acquired from Green Bay for WR Terry Glenn.
- 7a Pick obtained from the Dallas Cowboys, along with 2003 fifth-round choice, in exchange for the Patriots 2002 fifth-round pick (168th overall).

2001

Rd	Player	Pk	Pos	College
1	Richard Seymour	6	DT	Georgia
2	Matt Light	48	OL	Purdue
3	Brock Williams	86	CB	Notre Dame
4a	Kenyatta Jones	96	OL	South Florida
4b	Jabari Holloway	119	TE	Notre Dame
5	Hakim Akbar	163	S	Washington
6a	Arther Love	180	TE	South Carolina State
6b	Leonard Myers	200	CB	Miami (Fla.)
7a	Owen Pochman	216	K	Brigham Young
7b	T.J. Turner	239	LB	Michigan State

2001 DRAFT NOTES

- 5, 6b and 7b denote compensatory picks obtained from the NFL.
- 2 Pick acquired from Detroit for a 2001 second-round (50 overall, from Pittsburgh) pick and a sixth-round (173 overall, from San Francisco) pick
- 3 Pick acquired from Minnesota (NE trades third round selection - 69 overall to Minnesota for their third-round pick - 86 overall and fourth round selection - 119 overall)
- 4a Pick acquired from San Diego (NE trades fourth round selection - 112 overall and fifth round selection - 139 overall to San Diego for their fourth-round pick - 96th overall)
- 4b Pick from Minnesota in previously mentioned trade
- 6a Pick acquired from Detroit (NE trades fifth round selection-149 overall to Detroit for their sixth-round pick-180 overall and their seventh-round pick-216 overall)

PATRIOTS ALL-TIME DRAFT

2000

Rd	Player	Pk	Pos	College
1	Pick to N.Y. Jets	16		
2	Adrian Klemm	46	T	Hawaii
3	J.R. Redmond	76	RB	Arizona State
4	Greg Robinson-Randall	127	T	Michigan State
5a	Dave Stachelski	141	TE	Boise State
5b	Jeff Marriott	161	DT	Missouri
6a	Antwan Harris	187	CB	Virginia
6b	Tom Brady	199	QB	Michigan
6c	David Nugent	201	DT	Purdue
7a	(Pick to San Francisco from Philadelphia)			
7b	Casey Tisdale	226	LB	New Mexico
7c	Patrick Pass	239	RB	Georgia

2000 DRAFT NOTES

- Awarded to N.Y. Jets in compensation for Bill Belichick.
4, 6b, 6c and 7c denote compensatory picks obtained from the NFL.
- From the St. Louis Rams for DE Mike Jones
- Pick acquired from Philadelphia for WR Dietrich Jells, then traded to San Francisco for a sixth-round pick in 2001.

1999 SUPPLEMENTAL DRAFT

Rd	Player	Pk	Pos	College
4	J'Juan Cherry		CB	Arizona State

1999

Rd	Player	Pk	Pos	College
1a	Damien Woody	17	C	Boston College
1b	Choice to Seattle	20		
1c	Andy Katzenmoyer	28	LB	Ohio State
2a	Kevin Faulk	46	RB	LSU
2b	Pick to Tennessee	52		
3a	Pick to Seattle	82		
3b	Tony George	91	DB	Florida
4a	Pick to Tennessee	117		
5	Derrick Fletcher	154	OL	Baylor
6a	Marcus Washington	180	DB	Colorado
6b	Pick to Seattle	191		
7a	Michael Bishop	227	QB	Kansas State
7b	Sean Morey	241	WR	Brown

1999 DRAFT NOTES

- Pick to Seattle - (NE trades picks-20th, 82nd and 191st overall for Seattle's 1999 first-round pick-17th overall)
- From N.Y. Jets in compensation for Bill Parcells
- Pick to Tennessee - (NE trades picks-52nd and 117th overall for Tennessee's 1999 second-round pick-46th overall)
- From Minnesota Vikings in a trade for CB Jimmy Hitchcock
- From Baltimore Ravens in a trade for TE Lovett Purnell
- From the NFL as compensation for losing free agent FBs Keith Byars and Sam Gash

1998

Rd	Player	Pk	Pos	College
1a	Robert Edwards	18	RB	Georgia
1b	Tebucky Jones	22	DB	Syracuse
2a	Tony Simmons	52	WR	Wisconsin
2b	Rod Rutledge	54	TE	Alabama
3a	Chris Floyd	81	FB	Michigan
3b	Greg Spires	83	DE	Florida State
4	Leonta Rheams	115	DT	Houston
5	Ron Merkerson	145	LB	Colorado
6	Harold Shaw	176	RB	Southern Mississippi
7	Jason Andersen	211	OL	Brigham Young

1998 DRAFT NOTES

- From N.Y. Jets in compensation for Curtis Martin
- From N.Y. Jets in compensation for Bill Parcells
- From N.Y. Jets in compensation for Curtis Martin

1997

Rd	Player	Pk	Pos	College
1	Chris Canty	29	DB	Kansas State
2	Brandon Mitchell	59	DT	Texas A&M
3a	Sedrick Shaw	61	RB	Iowa
3b	Chris Carter	89	DB	Texas
4a	Damon Denson	97	OL	Michigan
4b	Ed Ellis	125	OL	Buffalo
5	Vernon Crawford	159	LB	Florida State
6	Tony Gaiter	192	WR	Miami (Fla.)
7	Scott Rehberg	230	OL	Central Michigan

1997 DRAFT NOTES

- From N.Y. Jets in compensation for Bill Parcells
- From N.Y. Jets in compensation for Bill Parcells

PATRIOTS ALL-TIME DRAFT

1996

Rd	Player	Pk	Pos	College
1	Terry Glenn	7	WR	Ohio State
2a	Lawyer Milloy	36	DB	Washington
2b	Pick to Oakland			
3a	Pick to Kansas City			
3b	Pick to Detroit			
3c	Tedy Bruschi	86	LB	Arizona
4a	Heath Irwin	101	G	Colorado
4b	Chris Sullivan	119	DE	Boston College
4c	Kantroy Barber	124	FB	West Virginia
5a	John Elmore	139	G	Texas
5b	Christian Peter	149	DT	Nebraska
6a	Chris Griffin	173	TE	New Mexico
6b	Mario Grier	195	RB	Tenn.-Chattanooga
6c	Devin Wyman	206	DT	Kentucky State
7a	Lovett Purnell	216	TE	West Virginia
7b	J.R. Conrad	247	G	Oklahoma

1996 DRAFT NOTES

- 6c and 7b were awarded as compensatory draft choices.
- 2b Pick to Oakland - (NE trades pick-57th overall for Oakland's 1996 third round selection-76th overall, 1996 fourth-round selection-124th overall and fifth-round pick-149th overall)
- 3a Pick to Kansas City - (NE trades pick for Kansas City's 1995 fourth-round pick, 112 overall--Dave Wohlabaugh)
- 3b Pick to Detroit - (NE trades pick-76th overall to Detroit for their third round selection-86th overall, fourth-119th overall and sixth round-195th overall selections)
- 4c From S.F. through Oakland

1995

Rd	Player	Pk	Pos	College
1	Ty Law	23	CB	Michigan
2	Ted Johnson	57	LB	Colorado
3a	Curtis Martin	74	RB	Pittsburgh
3b	Jimmy Hitchcock	88	CB	North Carolina
4a	David Wohlabaugh	112	C	Syracuse
4b	(Pick to Pittsburgh)			
5	(Pick to Houston)			
6	Dino Philyaw	195	RB	Oregon
7	Carlos Yancy	234	CB	Georgia

1995 DRAFT NOTES

- 3a From Eagles in compensation for FB Kevin Turner
- 4a From Kansas City for Patriots 1996 third-round pick
- 4b Pick traded to Pittsburgh for RB Leroy Thompson
- 5 Awarded to Houston in compensation for restricted free agent DE Tim Roberts
- 7 From Cleveland in exchange for the 231st selection

1994

Rd	Player	Pk	Pos	College
1	Willie McGinest	4	LB	Southern Cal
2	Kevin Lee	35	WR	Alabama
3a	(Pick to San Diego)			
3b	Ervin Collier	78	NT	Florida A&M
3c	Joe Burch	90	C	Texas Southern
4a	(Pick to Arizona)			
4b	John Burke	121	TE	Virginia Tech
5a	(Pick to San Diego)			
5b	Pat O'Neill	135	P	Syracuse
6a	Steve Hawkins	166	WR	Western Michigan
6b	Max Lane	168	OT	Navy
7a	Jay Walker	198	QB	Howard
7b	Marty Moore	222	LB	Kentucky

1994 DRAFT NOTES

- 3a Traded to San Diego along with a fifth-round pick (137th overall) for the Chargers third-round choice (78th overall) and RB Marion Butts
- 3b From San Diego in previously mentioned trade
- 3c From Miami, along with a 1993 draft pick, Todd Rucci, in exchange for WR Irving Fryar
- 4a Traded to Arizona for its fourth-round pick from Miami, 121 overall, and its fifth-round pick from the LA Rams, 135 overall
- 6b From Seattle in a trade for Jon Vaughn
- 7b From Dallas in exchange for QB Hugh Millen

1993

Rd	Player	Pk	Pos	College
1	Drew Bledsoe	1	QB	Washington St.
2a	Chris Slade	31	LB	Virginia
2b	Todd Rucci	51	OL	Penn State
2c	Vincent Brisby	56	WR	NE Louisiana
4a	Kevin Johnson	86	NT	Texas Southern
4b	Corwin Brown	110	DB	Michigan
5a	Scott Sisson	113	K	Georgia Tech
5b	Richard Griffith	138	TE	Arizona
6	Lawrence Hatch	142	DB	Florida
8	Troy Brown	198	WR	Marshall

1993 DRAFT NOTES

- 2b From Miami, along with a 1994 draft pick, in exchange for WR Irving Fryar
- 2c As a result of the L.A. Raiders passing on their selection in the second round, the Patriots first selection of the third round reverted to being the 27th pick in the second round
- 4b From Green Bay in exchange for RB John Stephens. The Patriots then traded that pick, 15th in round and 99th overall, to San Diego in exchange for the Chargers 1993 fourth round, 110th pick and a 1993 fifth round, 138th pick

PATRIOTS ALL-TIME DRAFT

1992

Rd	Player	Pk	Pos	College
1	Eugene Chung	13	OL	Virginia Tech
2	Rod Smith	35	DB	Notre Dame
3a	Todd Collins	64	LB	Carson-Newman
3b	Kevin Turner	71	RB	Alabama
4a	Dion Lambert	90	CB	UCLA
4b	Darren Anderson	93	CB	Toledo
5	Dwayne Sabb	116	LB	New Hampshire
6	Tracy Boyd	165	OG	Elizabeth City St.
7a	Wayne Hawkins	176	WR	Southwest St.
7b	Jim Gray	194	DT	West Virginia
8a	Scott Lockwood	204	RB	Southern Cal.
8b	Sam Gash	205	RB	Penn State
9	David Dixon	232	DT	Arizona State
10a	Turner Baur	261	TE	Stanford
10b	Steve Gordon	277	OC	California
11	Mike Petko	288	LB	Nebraska
12	Freeman Baysinger	333	WR	Humboldt State

1992 DRAFT NOTES

- From Dallas, along with a third-round pick in 1992, in exchange for Patriots first round, 19th pick from Atlanta, second round, 37th pick and fourth round, 104th pick from Atlanta
- Acquired from Phoenix in exchange for Patriots second round, 46th pick and fourth round, 100th pick in 1991
- Acquired from Dallas through Minnesota, along with first-round pick in 1992, in exchange for a first round, 19th pick from Atlanta, second round, 37th pick and fourth round, 104th pick from Atlanta in 1992
- Acquired from San Diego in a 1991 draft day trade in exchange for a fifth round, 127th pick from Pittsburgh in 1991
- Acquired from Tampa Bay in a trade for Jesse Solomon
- Acquired from Detroit, along with seventh-round pick in 1992, a 10th round pick in 1992 and a 12th round pick in 1992, in exchange for Patriots sixth round, 145th pick from Phoenix, in 1992
- Acquired from Cleveland in exchange for OG Fred Childress

1991

Rd	Player	Pk	Pos	College
1a	Pat Harlow	11	T	Southern California
1b	Leonard Russell	14	RB	Arizona State
2	Jerome Henderson	41	CB	Clemson
3	Calvin Stephens	56	G	South Carolina
4	Scott Zolak	84	QB	Maryland
5a	Jon Vaughn	112	RB	Michigan
5b	Ben Coates	124	TE	Livingstone College
6	David Key	140	CB	Michigan
7	Blake Miller	168	C	Louisiana State
8	Harry Colon	196	SS	Missouri
9	O'Neil Glenn	224	G	Maryland
10	Randy Bethel	251	TE	Miami (Fla.)
11a	Vincent Moore	279	WR	Tennessee
11b	Paul Alsbury	303	P	SW Texas State
12	Timothy Edwards	307	DT	Delta State

1991 DRAFT NOTES

- Patriots traded their first round selection, 1st pick, for Cowboys first round selection, 11th pick, and Dallas's second round selection, 41st pick
- Pick from Dallas in exchange for Patriots 1st round, 17th pick acquired from Houston, and Patriots 1991 4th round, 110th pick, acquired from Buffalo in 1990
- Pick from Dallas in previously mentioned trade
- Pick from L.A. Raiders through Dallas, along with a fourth-round pick in 1992, in exchange for Patriots 1991 4th round selection, 100th pick, acquired from Pittsburgh
- Pick from San Diego through the L.A. Raiders, along with a 4th round selection in 1992, in exchange for Patriots 1991 5th round selection, 127th pick, acquired from Pittsburgh

PATRIOTS ALL-TIME DRAFT

1990

Rd	Player	Pk	Pos	College
1a	Chris Singleton	8	LB	Arizona
1b	Ray Agnew	10	DE	North Carolina State
2	(Pick to Seattle)			
3a	Tom Hodson	59	QB	Louisiana State
3b	Greg McMurtry	80	WR	Michigan
5a	Junior Robinson	110	DB	East Carolina
5b	Jon Melander	113	OT	Minnesota
5c	James Gray	120	RB	Texas Tech
6	(Pick to Dallas)			
7	(Pick to Buffalo)			
8	(Pick to Dallas)			
9	Shawn Bouwens	226	OG	Nebraska - Wesleyan
10	Anthony Landry	253	RB	Stephen F. Austin
11	Sean Smith	280	DE	Georgia Tech
12a	Ventson Donelson	309	DB	Michigan St.
12b	Blaine Rose	322	OG	Maryland

1990 DRAFT NOTES

- 1a Patriots traded their 1st round, third overall, and 2nd round, 29th overall pick for Seahawks two 1st round selections, 8th and 10th picks and Seattle's third-round pick
- 3b Acquired from Dallas along with Cowboys seventh-round pick, later traded to Buffalo and the Cowboys 5th round, 120th pick, in exchange for Patriots 3rd round selection, originally Seattle's, NE's 6th round, 143rd pick, and 8th round, 197th pick
- 5a Pick from Washington, along with Redskins 2nd pick in the 5th round, which was later traded to Denver, in exchange for Patriots 4th round, 86th pick
- 12b Pick from Buffalo, along with a fourth-round pick in 1991, in exchange for Patriots two seventh-round picks in 1990, one of which came from Dallas

1989

Rd	Player	Pk	Pos	College
1	Hart Lee Dykes	16	WR	Oklahoma State
2	Eric Coleman	43	DB	Wyoming
3a	Marv Cook	63	TE	Iowa
3b	Chris Gannon	73	DE	S.W. Louisiana
4a	Maurice Hurst	96	DB	Southern
4b	Michael Timpson	100	WR	Penn State
5	(Pick to Green Bay)			
6	(Pick to LA Raiders)			
6	Eric Mitchel	166	RB	Oklahoma
7a	Eric Lindstrom	178	LB	Boston College
7b	Pick to San Diego			
8a	Rodney Rice	210	DB	Brigham Young
8b	Tony Zackery	223	DB	Washington
9a	Darron Norris	240	RB	Texas
9b	Curtis Wilson	247	OC	Missouri
10	Emanuel McNeil	267	NT	Tenn.-Martin
11	Tony Hinz	294	FB	Harvard
12	Aaron Chubb	324	LB	Georgia

1989 (CONT.)

1989 DRAFT NOTES

- 3a Pick from Tampa Bay for Stephen Starring trade of 1988
- 4a From Washington in exchange for the Patriots fifth-round pick of 1988
- 5 127th pick, sent to Green Bay through Cleveland as part of 1988 trade for Mike Baab
- 6 Patriots traded their 6th round, 157th pick, for Raiders sixth-round pick, 166, and NE gains Raiders 8th round, 224th pick
- 7a From Raiders as part of Brian Holloway trade of 1987
- 7b Sent to San Diego for Thomas Benson trade of 1988
- 8b From Raiders as part of draft-day trade exchanging sixth-round picks; originally San Francisco's pick
- 9b From Minnesota for Patriots 11th-round pick of 1988

1988

Rd	Player	Pk	Pos	College
1	John Stephens	17	RB	Northwestern (La.) St.
2	Vincent Brown	43	LB	Miss. Valley St.
3	Tom Rehder	69	T	Notre Dame
4a	Tim Goad	87	NT	North Carolina
4b	Sammy Martin	97	WR	LSU
4c	Teddy Garcia	100	K	Northeast Louisiana
5	Troy Wolkow	115	G	Minnesota
6	Steve Johnson	154	TE	Virginia Tech
7	Darryl Usher	181	WR	Illinois
8	Pick to Chicago			
9	Neil Galbraith	240	CB	Central (Ok.) St.
10	Rodney Lossow	267	C	Wisconsin
11	Marvin Allen	294	RB	Tulane
11b	Pick to Minnesota			
12	Dave Nugent	321	NT	Boston College

1988 DRAFT NOTES

- 4a From Tampa Bay in exchange for NE's 1987 fifth-round pick
- 4b From Minnesota in 1987 trade for QB Rich Gannon
- 8 Patriots selection 236th to Chicago as part of QB Doug Flutie trade
- 10 From L.A. Raiders as part of 1987 trade for OT Brian Holloway
- 11b Patriots selection 296th traded to Minnesota in exchange for Vikings ninth-round choice in 1989

PATRIOTS ALL-TIME DRAFT

1987

Rd	Player	Pk	Pos	College
1	Bruce Armstrong	23	OT	Louisville
2	(Pick to Tampa Bay)			
3a	Bob Perryman	79	RB	Michigan
3b	(Pick to LA Raiders)			
4a	Rich Gannon	98	QB	Delaware
4b	Derrick Beasley	102	DB	Winston-Salem
4c	Tim Jordan	107	LB	Wisconsin
5a	Danny Villa	113	OT	Arizona State
5b	Tom Gibson	116	DE	Northern Arizona
6	Gene Taylor	163	WR	Fresno State
7	(Pick to Tampa Bay)			
8	(Pick to Kansas City)			
9	(Pick to Tampa Bay)			
10	(Pick to LA Raiders)			
11	Carlos Reveiz	302	K	Tennessee
12	Elgin Davis	330	RB	Central Florida

1987 DRAFT NOTES

- 2 Patriots selection 51 overall traded to Tampa Bay as part of OT-OG Sean Farrell trade which also included 7th and 9th round picks in the 1987 draft
- 3b Patriots trade 81st overall selection and 10th round pick, 275 overall, to LA Raiders for Raiders two fourth-round picks, 98 and 102 overall; 81st overall pick originally from Washington for WR Ricky Sanders trade
- 5a Pick from San Diego for DB Vencie Glenn trade
- 5b Pick from Tampa Bay for Patriots sixth-round pick in 1986
- 7 Patriots selection 191 overall traded to Tampa Bay as part of Sean Farrell trade
- 8 Patriots selection 219 overall traded to KC for TE Willie Scott
- 9 Patriots selection 247 overall traded to Tampa Bay as part of OT Sean Farrell trade
- 10 Patriots selection, 275 overall, and third-round pick, 81 overall, traded to LA Raiders for two fourth-round picks, 98 and 102 overall

1986

Rd	Player	Pk	Pos	College
1	Reggie Dupard	26	RB	Southern Methodist
2a	Mike Ruth	42	NT	Boston College
2b	Vencie Glenn	54	DB	Indiana State
3	Patriots selection 81 overall forfeited			
4	Scott Gieselman	109	TE	Boston College
5	Greg Robinson	137	OL	Sacramento St.
6	(Pick to Tampa Bay)			
7a	Ray McDonald	187	WR	Florida
7b	Brent Williams	192	DE	Toledo
8	Greg Baty	220	TE	Stanford
9	George Colton	248	OG	Maryland
10	Cletis Jones	276	RB	Florida State
11	Gene Thomas	308	WR	U of Pacific
12	Don McAlway	332	K	Syracuse

1986 DRAFT NOTES

- 2a Pick from Seattle as part of Bob Cryder trade of 1984
- 6 Patriots selection 164 overall traded to Tampa Bay for Buccaneers fifth-round pick in 1987
- 7a Pick from San Francisco as part of Matt Cavanaugh trade of 1983)

1985

Rd	Player	Pk	Pos	College
1a	Pick to San Francisco			
1b	Trevor Matich	28	OC	BYU
2a	Garin Veris	48	DE	Stanford
2b	Jim Bowman	52	DB	Central Michigan
2c	Ben Thomas	56	DE	Auburn
3a	Pick to San Francisco			
3b	Audray McMillian	84	DB	Houston
4a	Tom Toth	102	OT	Western Michigan
4b	Gerard Phelan	108	WR	Boston College
5	(Pick to Cincinnati)			
6	(Pick to Philadelphia)			
7a	(Pick to LA Raiders)			
7b	(Pick to LA Raiders)			
8a	(Pick to Atlanta)			
8b	Milford Hodge	224	DE	Washington St.
9	(Pick to Pittsburgh)			
10	(Pick to Denver)			
11	Paul Lewis	295	RB	Boston University
12	Tony Mumford	328	RB	Penn State

PATRIOTS ALL-TIME DRAFT

1985 (CONT.)

1985 DRAFT NOTES

- 1a Patriots trade their 1st round choice, 16th overall, along with their third-round choice, 75th overall, to San Francisco for their first, 28th overall, second 56th overall, and third round, 84th overall, picks
- 2b Pick from LA Raiders part of Mike Haynes deal of 1983
- 4b Pick from LA Raiders part of Shelby Jordan deal of 1983
- 5 Pick to Cincinnati as part of WR Irving Fryar tradeup deal of 1984
- 6 Pick to Philadelphia as part of K Tony Franklin deal of 1984
- 7a Pick to LA Raiders as part of the Mike Haynes deal of 1983
- 8a Pick to Atlanta for DB Rod McSwain
- 8b Pick from San Francisco part of Matt Cavanaugh deal of 1983
- 9 Pick to Pittsburgh for WR Greg Hawthorne (1984)
- 10 Pick to Denver for P Luke Prestridge (1984)

1984

Rd	Player	Pk	Pos	College
1	Irving Fryar	1	WR	Nebraska
2	Ed Williams	43	LB	Texas
3	Jonathan Williams	70	RB	Penn State
5	Paul Fairchild	124	OG	Kansas
6	Ernest Gibson	151	DB	Furman
7a	Bruce Kallmeyer	184	K	Kansas
7b	Derwin Williams	192	WR	New Mexico
8	James Keyton	211	OT	Arizona State
9a	Scott Bolzan	238	OT	Northern Illinois
9b	David Windham	251	LB	Jackson State
11	Charlie Flager	292	OG	Washington St.
12	Harper Howell	319	TE	UCLA

SUPPLEMENTAL DRAFT:

1	Ricky Sanders	16	WR	SW Texas St.
2	Eric Jordan	43	RB	Purdue
3	Walter Lewis	70	QB	Alabama

1984 DRAFT NOTES

- 7b Pick from San Fran. for CB Ricky Smith
- 9b Pick from Washington for DE Tony McGee

1983

Rd	Player	Pk	Pos	College
1	Tony Eason	15	QB	Illinois
2	Darryal Wilson	47	WR	Tennessee
3a	Stephen Starring	74	WR	McNeese St.
3b	Steve Moore	80	OL	Tennessee St.
4	Johnny Rembert	101	LB	Clemson
5a	Smiley Creswell	118	DE	Michigan St.
5b	Darryl Lewis	128	TE	Texas-Arlington
6	Mike Bass	155	K	Illinois
7	Craig James	187	RB	SMU
	Washington-USFL			
8	Ronnie Lippett	214	DB	Miami (FL)
9a	Ricky Williams	233	RB	Langston
9b	Mark Keel	240	TE	Arizona
	Arizona—USFL			
10a	James Williams	264	TE	Wyoming
10b	Toby Williams	265	DE	Nebraska
10c	Tom Ramsey	267	QB	UCLA
	Los Angeles—USFL			
11a	Steve Parker	292	WR	Abilene Christian
11b	Calvin Eason	294	DB	Houston
12a	Waddell Kelly	319	RB	Arkansas St.
12b	Andy Ekern	326	OT	Missouri

1983 DRAFT NOTES

- 3b Pick from S.D. in Tim Fox trade
- 5a Pick from Chicago in LB Rod Shoate trade
- 9a Pick from New Orleans
- 10a Pick from NY Giants in LB Bill Matthews trade
- 10b Pick from New Orleans
- 11a Pick from New Orleans
- 12a Pick from New Orleans

PATRIOTS ALL-TIME DRAFT

1982

Rd	Player	Pk	Pos	College
1a	Ken Sims	1	DE	Texas
1b	Lester Williams	27	DT	Miami (FL)
2a	Robert Weathers	40	RB	Arizona St.
2b	Andre Tippett	41	LB	Iowa
2c	Darryl Haley	55	OT	Utah
3a	Cedric Jones	56	WR	Duke
3b	Clayton Weishuhn	60	LB	Angelo St.
4a	George Crump	85	DE	East Carolina
4b	Brian Ingram	111	LB	Tennessee
5	Fred Marion	112	DB	Miami (FL)
6	Ricky Smith	141	DB	Alabama State
7	Jeff Roberts	168	LB	Tulane
8	Ken Collins	197	LB	Washington St.
9	Kelvin Murdock	224	WR	Troy State
10	Brian Clark	253	K	Florida
11a	(Used to select WR Chy Davidson of Rhode Island in 1981 supplemental draft.)			
11b	Steve Sandon	296	QB	Northern Iowa
12	Greg Taylor	308	WR	Virginia

1982 DRAFT NOTES

- 1b Pick from San Francisco in TE Russ Francis deal
- 2a Pick from San Diego in FS Tim Fox deal
- 2b Pick from San Francisco in TE Russ Francis deal
- 2c Pick from San Francisco in TE Russ Francis deal
- 3b Pick from Seattle for RB Horace Ivory
- 4b Pick from San Francisco in TE Russ Francis deal
- 11b Pick from NY Giants for DB Bill Currier

1981

Rd	Player	Pk	Pos	College
1	Brian Holloway	19	OT	Stanford
2	Tony Collins	47	RB	East Carolina
3	(Pick to Minnesota)			
4	Don Blackmon	102	LB	Tulsa.
5	Steve Clark	130	DE	Kansas State
6	Ron Wooten	157	OG	North Carolina
7	Ken Toler	185	WR	Mississippi
8a	Ken Naber	194	P	Stanford
8b	Lin Dawson	212	TE	North Carolina St.
9	(Pick to Detroit)			
10	(Pick to Cleveland)			
11	Brian Buckley	295	QB	Harvard
12	Cris Crissy	323	DB	Princeton

1981 (CONT.)

1981 DRAFT NOTES

- 3 Pick to Minnesota for RB Chuck Foreman
- 8a Pick from N.O. for OG Sam Adams
- 9 Pick to Detroit for LB Ed O'Neill
- 10 Pick to Cleveland for DE Earnest Price

1980

Rd	Player	Pk	Pos	College
1a	Roland James	14	DB	Tennessee
1b	Vagas Ferguson	25	RB	Notre Dame
2	Larry McGrew	45	LB	USC
3	Steve McMichael	73	DT	Texas
4	(Pick to Los Angeles)			
5	Doug McDougald	124	DE	VPI
6a	(Pick to Cleveland)			
6b	Preston Brown	160	WR	Vanderbilt
7	Tom Kearns	180	OG	Kentucky
8	Mike House	208	TE	Pacific
9	Barry Burget	235	LB	Oklahoma
10	Tom Daniel	266	OC	Georgia Tech
11	Mike Hubach	293	P	Kansas
12	Jimmy Jordan	320	QB	Florida State

1980 DRAFT NOTES

- 1b Pick from Houston in OT Leon Gray deal
- 4 Pick to Los Angeles in WR Harold Jackson deal
- 6a Pick to Cleveland for DE Mike St. Clair
- 6b From Houston in OT Leon Gray deal

1979

Rd	Player	Pk	Pos	College
1	Rick Sanford	25	DB	South Carolina
2	Bob Golic	52	LB	Notre Dame
3	(Pick to Los Angeles)			
4	Eddie Hare	106	P	Tulsa
5	John Zamberlin	135	LB	Pacific Lutheran
6	(Pick to Pittsburgh)			
7a	Judson Flint	177	DB	Memphis State
7b	(Pick forfeited)			
8	Randy Love	216	RB	Houston
9	John Spagnola	245	TE	Yale
10a	Martin Cox	270	WR	Vanderbilt
10b	Allan Clark	271	RB	Northern Arizona
11	(Pick to Washington)			
12	(Pick to Detroit)			

PATRIOTS ALL-TIME DRAFT

1979 (CONT.)

1979 DRAFT NOTES

- 3 Pick to Los Angeles in WR Harold Jackson deal
- 6 Pick to Pittsburgh for DE Dave Purefory
- 7a Pick from Washington
- 10a Pick from Denver for OT Tom Neville
- 12 Pick to Detroit for OT Bob McKay

1978

Rd	Player	Pk	Pos	College
1	Bob Cryder	18	G	Alabama
2	Matt Cavanaugh	50	QB	Pittsburgh
3	Carlos Pennywell	77	WR	Grambling
4	Dwight Wheeler	102	T	Tennessee St.
5	Bill Matthews	129	LB	South Dakota St.
6	Kem Coleman	156	LB	Mississippi
7	Mike Hawkins	188	LB	Texas A&I
8a	Terry Falcon	198	G	Montana
8b	Mosi Tatupu	215	RB	Southern Calif.
9	Tim Petersen	242	LB	Arizona State
10	Bryan Ferguson	269	DB	Miami
11	Charlie Williams	296	LB	Florida
12	John Gibney	328	C	Colgate

1978 DRAFT NOTES

- 8a Pick from Buffalo through Philadelphia for DB John Sanders

1977

Rd	Player	Pk	Pos	College
1a	Raymond Clayborn	16	DB	Texas
1b	Stanley Morgan	25	WR	Tennessee
2a	Horace Ivory	44	RB	Oklahoma
2b	Don Hasselbeck	52	TE	Colorado
3	Sidney Brown	82	DB	Oklahoma
4	Gerald Skinner	109	T	Arkansas
5	(Pick to St. Louis)			
6	(Pick to Houston)			
7	Ken Smith	192	WR	Arkansas-Pine Bluff
8	Brad Benson	219	G	Penn State
9	Jerry Vogeale	249	LB	Michigan
10a	John Rasmussen	276	T	Wisconsin
10b	Giles Alexander	279	DE	Tulsa
11	Ray Costict	303	LB	Mississippi State
12	Dave Preston	333	RB	Bowling Green

1977 DRAFT NOTES

- 1a Pick from San Francisco for QB Jim Plunkett
- 2a Pick from San Francisco for QB Jim Plunkett
- 10b Pick from Oakland for RB Leon McQuay through Philadelphia for DB John Sanders

1976

Rd	Player	Pk	Pos	College
1a	Mike Haynes	5	DB	Arizona State
1b	Pete Brock	12	C	Colorado
1c	Tim Fox	21	DB	Ohio State
2	Ike Forte	35	RB	Arkansas
3	(Pick to Chicago)			
4	(Pick to Cleveland via Philadelphia)			
5	(Pick to San Diego)			
6a	(Pick to New York Giants)			
6b	Greg Boyd	170	DE	San Diego State
7a	(Pick to Cincinnati)			
7b	Perry Brooks	202	DT	Southern
8a	(Pick to Philadelphia)			
8b	Stu Betts	235	RB	Northern Michigan
9	Doug Beaudoin	243	DB	Minnesota
10	Ricky Feacher	270	WR	Miss. Valley
11	Donnie Thomas	298	LB	Indiana
12	Nathaniel Bell	325	DT	Tulane
13	James Jones	352	DB	Central Michigan
14	David Quehl	382	WR	Holy Cross
15	Bernard Coleman	409	WR	Bethune-Cookman
16	Clifford Brown	436	DT	Tuskegee
17	Todd Anderson	466	C	Stanford

1976 DRAFT NOTES

- 1b Pick from San Francisco for QB Jim Plunkett
- 1c Pick from Houston through San Francisco for QB Jim Plunkett
- 3 Pick to Chicago for DE Tony McGee
- 4 Pick to Cleveland via Philadelphia for LB Steve Zabel
- 5 Pick to San Diego for CB Bob Howard
- 6a Pick to NY Giants for RB Leon McQuay
- 6b Pick from Detroit for C Jon Morris
- 7a Pick to Cincinnati for RB Doug Dressler
- 7b Pick from Houston for TE Bob Adams
- 8a Pick to Philadelphia for LB Steve Zabel
- 8b Pick from Minnesota for C Doug Cumler

PATRIOTS ALL-TIME DRAFT

1975

Rd	Player	Pk	Pos	College
1	Russ Francis	16	TE	Oregon
2	Rod Shoate	41	LB	Oklahoma.
3	Pete Cusick	66	DT	Ohio State.
4a	Allen Carter	86	RB	So. California
4b	Steve Burks	91	WR	Arkansas State
5a	Steve Grogan	116	QB	Kansas State
5b	Steve Freeman	117	DB	Mississippi St.
6	(Pick to Detroit)			
7	Lawrence Williams	172	WR	Texas Tech
8	(Pick to Chicago)			
9	(Pick to Pittsburgh)			
10	(Pick to Pittsburgh)			
11	Rene Garnett	272	DB	Idaho State
12a	Matt Kendon	297	DT	Idaho State
12b	Conredge Holloway	306	QB	Tennessee
13	Joe Harvey	328	DE	Northern Michigan
14	Tom Gossom	353	WR	Auburn
15	Don Clayton	378	RB	Murray State
16	Kerry Marbury	403	RB	West Virginia
17	Myke Horton	428	T	UCLA

1975 DRAFT NOTES

- 4a From San Diego through Cleveland
- 5b Pick from Philadelphia for RB John Tarver
- 6 Pick to Detroit for RB Leon Crosswhite
- 8 Pick to Chicago for DE Tony McGee
- 9 Pick to Pittsburgh for DE Craig Hanneman
- 10 Pick to Pittsburgh for LB George Webster
- 12b Pick from Washington

1974

Rd	Player	Pk	Pos	College
1	(Pick to San Francisco)			
2a	Steve Corbett	30	G	Boston College
2b	Steve Nelson	34	LB	North Dakota St.
3	(Pick to Chicago through Washington)			
4	(Pick to Cincinnati)			
5a	Andy Johnson	113	RB	Georgia
5b	Charlie Battle	124	LB	Grambling
6a	(Pick to Baltimore)			
6b	Chuck Ramsey	141	P	Wake Forest
7	Maury Damkroger	178	LB	Nebraska
8	(Pick to Chicago)			
9	Ed McCartney	209	TE	NE Oklahoma
10	(Pick to Pittsburgh)			
11	Archie Gibson	268	RB	Utah State
12	Eddie Foster	296	T	Oklahoma
13	Phil Bennett	321	RB	Boston College
14	Cecil Bowens	346	RB	Kentucky
15	Sam Hunt	374	LB	Stephen F. Austin
16	Lucious Selmon	399	DT	Oklahoma
17	Gary Hudson	424	DB	Boston College

1974 DRAFT NOTES

- 1 Pick to San Francisco for TE Bob Windsor
- 2a Pick from Chicago
- 3 Pick to Chicago through Washington for DE Donnell Smith and Washington's 1974 seventh-round choice
- 4 Pick to Cincinnati for LB Bill Peterson
- 5b Pick from Washington through New Orleans
- 6a Pick to Baltimore for DB Jack Mildren
- 6b Pick from Philadelphia for DE Dennis Wirgowski
- 7 Pick from Washington along with LB Brad Dusek for LB Brad Dusek and the Patriots 1974 third-round choice
- 9 Pick from Houston for LB Steve Kiner

PATRIOTS ALL-TIME DRAFT

1973

Rd	Player	Pk	Pos	College
1a	John Hannah	4	G	Alabama
1b	Sam Cunningham	11	RB	Southern Cal
1c	Darryl Stingley	19	WR	Purdue
2	(Pick to Cleveland via N.Y. Giants)			
3a	Brad Dusek	56	DB	Texas A&M
3b	Charles Davis	73	RB	Alcorn A&M
4	Allen Gallaher	82	T	So. California
5	Doug Dumler	193	C	Nebraska
6	(Pick to New Orleans)	108		
7	(Pick to Miami)			
8	Isaac Brown	186	RB	W. Kentucky
9	David Callaway	212	T	Texas A&M
10	Dan Ruster	238	DB	Oklahoma
11	Homer May	264	TE	Texas A&M
12	Bruce Barnes	290	P	UCLA
13	Alan Lowry	316	DB	Texas
14	Raymond Hamilton	342	LB	Oklahoma
15	Condie Pugh	368	DB	Norfolk State
16	Mike Kutter	394	DE	Concordia
17	Eddie McAshan	420	QB-DB	Georgia Tech

1973 DRAFT NOTES

- 1b Pick from Los Angeles for DE Fred Dryer
- 1c Pick from Chicago for RB Carl Garrett
- 3b Pick from Dallas for WR Ron Sellers
- 6 Pick to New Orleans for LB Jim Flanigan
- 7 Pick to Miami for T Wayne Mass

1972

Rd	Player	Pk	Pos	College
1a	(Pick to Minnesota as compensation for Joe Kapp)			
1b	(Pick to N.Y. Giants)			
2a	(Pick to Dallas)			
2b	Tom Reynolds	49	WR	San Diego State
3a	(Pick to Dallas)			
3b	Jim White	73	DE	Colorado State U.
4	(Pick to Dallas)			
5a	(Pick to Baltimore)			
5b	Ron Bolton	124	DB	Norfolk State
6	(Pick to Atlanta via N.Y. Giants)			
7a	Clark Hoss	165	TE	Oregon State
7b	John Tarver	166	RB	Colorado
8	Steve Beyrle	195	G	Kansas State
9	Mike Kelson	220	T	Arkansas
10	Mel Caraway	245	DB	N.E. Oklahoma
11	Rodney Cason	269	T	Angelo State
12	Steve Booras	296	DE	Mesa J.C.
13	Sam Elmore	325	DB	E. Michigan
14	Ed Rideout	350	WR	Boston College
15	Joel Klimek	375	TE	Pittsburgh
16	Eric Dahl	400	DB	San Jose State
17	Junior Ah You	425	LB	Arizona State

1972 DRAFT NOTES

- 1b Pick from Los Angeles for Phil Olsen sent to N.Y. Giants in trade for Fred Dryer
- 2a Pick to Dallas for DE Halvor Hagen and WR Harold Jackson
- 2b Pick from Kansas City for G Mo Moorman
- 3a Pick to Dallas for DE Halvor Hagen and WR Harold Jackson
- 3b Pick from Washington through L.A. Rams
- 4 Pick to Dallas for LB Steve Kiner
- 5b Pick from Oakland C Warren Koegel
- 6 Pick to Atlanta through Giants for WR Reggie Rucker
- 7b Pick from San Diego for RB Eddie Ray

PATRIOTS ALL-TIME DRAFT

1971

Rd	Player	Pk	Pos	College
1	Jim Plunkett	1	QB	Stanford
2	Julius Adams	27	DT	Texas Southern
3	(Pick to Buffalo through Oakland)			
4	(Pick to Denver)			
5	Tim Kelly	105	LB	Notre Dame
6	David Hardt	131	TE	Kentucky
7	(Pick to Oakland)			
8	(Pick to Buffalo)			
9	Josh Ashton	209	RB	Tulsa
10	Layne McDowell	235	T	Iowa
11	Dan Schneiss	261	TE	Nebraska
12	John Rodman	287	T	Northwestern
13	Lewis Swain	313	DB	Alabama A&M
14	Alfred Sykes	339	WR	Florida A&M
15	Nick McGarry	365	TE	Massachusetts
16	Jim Zikmund	391	DB	Kearney State
17	Ronald Leigh	417	DE	Elizabeth City St.

1971 DRAFT NOTES

- 3 Pick to Buffalo through Oakland for DE Ike Lassiter
- 4 Pick to Denver
- 7 Pick to Oakland for DE Ike Lassiter
- 8 Pick to Buffalo

1970

Rd	Player	Pk	Pos	College
1	Phil Olsen	4	DT	Utah State
2	Pick to Houston			
3	Mike Ballou	56	LB	UCLA
4	Eddie Ray	83	DB	LSU
5	Bob Olson	107	LB	Notre Dame
6	Pick to Buffalo			
7	Odell Lawson	160	RB	Langston, Okla
8	(Pick to New York Jets)			
9	Dennis Wirgowski	212	DE	Purdue
10	Henry Brown	239	K-WR	Missouri
11	Dennis Bramlett	261	T	Texas-El Paso
12	Greg Roero	291	DT	N. Mex. Highlands
13	Ronnie Shelley	316	DB	Troy State
14	Garvie Craw	343	RB/TE	Michigan
15	Kent Schoolfield	368	WR	Florida A&M
16	Otis McDaniel	395	DE	Tuskegee
17	Joe Killingsworth	420	WR	Oklahoma

1970 (CONT.)

1970 DRAFT NOTES

- 2 Pick to Houston for RB Sid Blanks, CB Larry Carwell, LB Ron Caveness and WR Charlie Frazier
- 5 Pick from Miami for LB Nick Buoniconti
- 6 Pick to Buffalo for S Tom Janik
- 8 Pick to N.Y. Jets

1969

Rd	Player	Pk	Pos	College
1	Ron Sellers	6	SE	Florida State
2	Mike Montler	32	G	Colorado
3	Carl Garrett	58	RB	N.M. Highlands
4	(Pick to Denver through Kansas City)			
5	Onree Jackson	110	QB	Alabama A&M
6	(Pick to Oakland)			
7	Rick Hackley	162	T	New Mexico State
8	Bob Gladioux	188	RB	Notre Dame
9a	Steve Alexakos	209	G-LB	San Jose St.
9b	Joe Walker	214	DE	Albany State
10	Dennis Devlin	240	DB	Wyoming
11	Barry Gallup	266	SE	Boston College
12	Richard Lee	292	DT	Grambling
13	Joe Leasey	318	LB	Alcorn A&M
14	John Cagle	344	LB	Clemson
15	Brant Conley	370	RB-P	Tulsa
16	Jim Vuono	396	LB	Adams State
17	George Muse	422	LB-DB	Grambling

1969 DRAFT NOTES

- 4 Pick to Denver through Kansas City for RB Gene Thomas
- 6 Pick to Oakland for LB John Williamson
- 9a Pick from Buffalo for RB Bob Cappadonna

PATRIOTS ALL-TIME DRAFT

1968

Rd	Player	Pk	Pos	College
1	Dennis Byrd	6	DT	North Carolina State
2	Tom Funchess	32	T	Jackson State
3	Aaron Marsh	60	FL	Eastern Kentucky
4	R.C. Gamble	88	RB	South Carolina St.
5	Jim Smithberger	116	DB	Notre Dame
6	Pick to Cincinnati			
7	John Schneider	170	QB	Toledo
8	Daryl Johnson	197	DB	Morgan State
9	(Pick to Houston)			
10	John Outlaw	249	DB	Jackson State
11	Paul Feldhausen	278	T	Northland, Wis.
12	James Cheyunksi	305	LB	Syracuse
13	Max Huber	332	T	Brigham Young
14	Henry McKay	358	E	Guilford
15	Art McMahan	385	DB	No. Carolina St.
16	Charles Fulton	413	RB	Tennessee
17	Ed Koontz	440	LB	Catawba

1968 DRAFT NOTES

- 6 Pick to Cincinnati
- 9 Pick to Houston for QB Don Trull

1967

Rd	Player	Pk	Pos	College
1	John Charles	21	DB	Purdue
2	(Pick to Kansas City)			
3	(Pick to New York Jets)			
4	Ed Philpott	101	DE	Miami (Ohio)
5	Melvin Witt	128	DE	Arlington State
6	Ron Medlen	154	DE	SMU
7	Robert Leo	180	HB	Harvard
8	Tom Fussell	206	DT	LSU
9	Charlie Thornhill	232	DB	Michigan St.
10	John Runnels	257	LB	Penn State
11	Leroy Mitchell	283	FL	Texas Southern
12	Dave Davis	310	T	Harvard
13	Ray Ilg	336	LB	Colgate
14	Bobby Beard	361	LB	Auburn
15	Tom Folliard	388	LB	Mississippi State
16	Dick Nocera	414	HB	Southern Conn.
17	Bobby Nichols	440	TE	Boston Univ.

1967 DRAFT NOTES

- 2 Pick to Kansas City
- 3 Pick to New York Jets for WR Jim Colclough

1966

Rd	Player	Pk	Pos	College
1a	Karl Singer	T		Purdue
1b	Willie Townes	T		Tulsa
2a	Jim Boudreaux	T		La. Tech
2b	Ken Avery	LB		Miss. Southern
3a	Harold Lucas	T		Mich. State
3b	Ed Toner	G		U. Massachusetts
4a	(Pick to New York)			
4b	Heath Wingate	T		Bowling Green
5a	John Mangum	T		Miss. Southern
5b	Ray Perkins	E		Alabama.
6a	Dan Irby	T		Louisiana Tech
6b	Joe Avezzano	G		Florida State
7a	Jim Battle	T		Southern U
7b	Brent Caston	DB		Mississippi
8a	Sam Montgomery	DB		Southern
8b	Tom Schaefer	RB		Chattanooga
9a	Doug Satcher	LB		Southern
9b	Jack White	QB		Penn State
10	Dennis Brewster	T		BYU
10b	Bob Ellis	HB		Massachusetts
11	(Pick to New York)			
11b	Jay Marion	DB		Wyoming
12	Dick Fugere	LB		Cincinnati
13	Tom Carr	FB		Bates St.
14	Bob Hall	DB		Brown
15	Billy Laird	QB		La. Tech
16	Buddy Owens	G		Michigan State
17	Dick Capp	DE		Boston College
18	John Pincavage	E-DB		Virginia
19	Joe Novogratz	G		Pittsburgh
20	Paul Soule	HB		Bowdoin

PATRIOTS ALL-TIME DRAFT

1965

Rd	Player	Pk	Pos	College
1a	Jerry Rush	T		Michigan State
1b	Dave McCormick	T		LSU
2a	(Pick to Houston)			
2b	Bob Kowalkowski	T		Virginia
3a	Jim Whalen	E		Boston College
3b	Bob Cappadonna	FB		Northeastern
4a	Ellis Johnson	HB		S.E. Louisiana
4b	Dick Arrington	G		Notre Dame
5a	Corwyn Aldredge	E		N.W. Louisiana
5b	Dennis Smith	DE		Cincinnati
6a	Justin Canale	G		Mississippi State
6b	Billy Ezell	DB		LSU
7a	Tom Neville	T		Mississippi State
7b	John Hankinson	QB		Minnesota
8a	Fred Brown	E		Miami
8b	Beau Colle	DB		LSU
9a	Bob Malone	T		Louisiana Tech
9b	Charles Brown	T		Tulsa
10	(Pick to Buffalo)			
10b	Dave Hetteema	T		New Mexico
11a	John Frechette	T		Boston College
11b	Roy Schmidt	G		Long Beach State
12a	Jim Weatherly	DB		Mississippi
12b	Leon Standridge	E		San Diego State
13	Charlie Green	QB		Wittenberg
14	Jay Cunningham	HB		Bowling Green
15	Ted Rodosevitch	G		Cincinnati
16	George Pyne	T		Olivet
17a	White Graves	DB		LSU
17b	Dave Lee	E		Louisiana Tech
18	Ed Meixler	LB		Boston University
19	Jim Nance	FB		Syracuse
20	Fred Fugazzi	FB		Missouri Valley

1965 DRAFT NOTES

- 2a Pick to Houston for C Bob Schmidt
- 10 Pick to Buffalo for DE Mack Yoho

1964

Rd	Player	Pk	Pos	College
1	Jack Concannon	QB		Boston College
2	Jim Kelly	E		Notre Dame
3	(Pick to Denver)			
4	Jon Morris	E		Holy Cross
5	(Pick to San Diego)			
6	Jim Mazurek	G		Syracuse
7	T.W. Alley	T		William & Mary
8a	J.D. Garrett	HB		Grambling
8b	Roger LaLonde	T		Muskingum
9	Lennie St. Jean	E		N. Michigan
10	(Pick to Buffalo)			
11	Jim Barrett	HB		Boston College
12	(Pick to Kansas City)			
13	Joe Scarpati	DB		N. Carolina State
14	Jim Wilson	T		Georgia
15	Tony Gibbons	T		John Carroll
16	Pete Pedro	HB		West Texas State
17	Gary Wood	QB-HB		Cornell
18	Joe Tiller	T		Montana State
19	Bill Dawson	E		Florida State
20	Lonnie Farmer	LB		Chattanooga
21	Tony Lawrence	T		Bowling Green
22	Dave Archer	T		Syracuse
23	Dave Humenik	T		Notre Dame
24	Larry Bartolameo	T		Western Michigan
25	Brian Generalovich	E		Pittsburgh
26	Dick Niglio	HB		Yale

1964 DRAFT NOTES

- 3 Pick to Denver
- 5 Pick to San Diego for DT Billy Hudson
- 10 Pick to Buffalo
- 12 Pick to Kansas City

PATRIOTS ALL-TIME DRAFT

1963

<i>Rd</i>	<i>Player</i>	<i>Pk</i>	<i>Pos</i>	<i>College</i>
1	Art Graham	E		Boston College
2	Lee Roy Jordan	C		Alabama
3	Bob Vogel	T		Ohio State
4	Bob Reynolds	T		Bowling Green
5	Lou Cioci	G		Boston College
6	Sam Silas	T		Southern Illinois
7	Dick Williamson	E		Alabama
8	Rod Foster	G		Ohio State
9	Jim Simon	E		Miami
10	Don McKinnon	C		Dartmouth
11a	Dave Hayes	FB		Penn State
11b	Dave Watson	G		Georgia Tech
12a	Bill Gambrell	HB		South Carolina
12b	Tim Gauntner	HB		John Carroll
13a	Dave Adams	T		Arkansas
13b	Ralph Ferrisi	FB		So. Connecticut
14	Whaley Hall	T		Mississippi
15	Bob Dentel	C		Miami
16	Wes Bryant	T		Arkansas
17	Tom Neumann	HB		Michigan
18	Dave O'Brien	T		Boston College
19	Pat McCarthy	QB		Holy Cross
20	Jim Bradshaw	HB		Chattanooga
21	Gary Sherman	HB		Bowling Green
22	Nate Craddock	FB		Parsons
23	Al Snyder	HB		Holy Cross
24	Dick Schultz	T		Ohio
25	Dennis Gaubatz	G		Louisiana State U
26	Jim Tullis	HB		Florida A&M
27	Dave Adams	T		Arkansas
28	Ron Whaley	HB		Chattanooga
29	Dick Kelly	G		Georgia

1963 DRAFT NOTES

- 11a Pick from Houston
- 12a Pick from Buffalo

1962

<i>Rd</i>	<i>Player</i>	<i>Pk</i>	<i>Pos</i>	<i>College</i>
1	Gary Collins	E		Maryland
2	Leroy Jackson	HB		W. Illinois
3	Sherwyn Thorson	G		Iowa
4	(Pick to Houston)			
5	(Pick to Dallas)			
6	John Schopf	T		Michigan
8	Bennie McRae	HB		Michigan
9	Bill Triplett	FB		Miami, Ohio
10	John Knight	HB		Valparaiso
11	(Pick to Buffalo)			
12	(Pick to Oakland)			
13	Nick Buoniconti	G		Notre Dame
14	Chuck Sieminski	T		Penn State
15	Gerry Goerlitz			N. Michigan
16	Ken Byers	G		Cincinnati
17	Scott Maentz	E		Michigan
18	Tom Chandler	T		Florida A&M
19	Ron Myers	E		Villanova
20	Tom Neck	HB		LSU
21	John Traynham	HB		VMI
22	Bob Asack	T		Columbia
23	Walt Crate	HB		Penn Military
24	Don Christman	C		Richmond
25	Bob Stem	C		Syracuse
26	Jim Field	QB		LSU
27	Al Gursky	HB		Penn State
28	Charles Dickerson	T		Illinois
29	Julius Fincke	T		McNeese State
30	John L. Finn	T		Louisville
31	Mike Ingram	G		Ohio State
32	Charles Taylor	HB		Mississippi
33	Steve Jastrzembki	E		Pittsburgh
34	Ray Lardani	T		Miami (Fla.)

1962 DRAFT NOTES

- 4 Pick to Houston for G Houston Antwine

PATRIOTS ALL-TIME DRAFT

1961

Rd	Player	Pk	Pos	College
1	Tommy Mason	HB		Tulane
2	Rip Hawkins	C		North Carolina
3	Danny LaRose	E		Missouri
4	Mike Zeno	G		Virginia Tech
5	Fran Tarkenton	QB		Georgia
6	Larry Eisenhauer	T		Boston College
7	Paul Terhes	QB		Bucknell
8	Charles Long	G		Chattanooga
9	Roland Lakes	C		Wichita
10	Richard Mueller	E		Kentucky
11	Mel West	HB		Missouri
12	Wayne Harris	C		Arkansas
13	Dan Underwood	T		McNeese State
14	James Wright	QB		Memphis State
15	(Pick to Dallas)			
16	George Balthazar	T		Tennessee A&I
17	Ray Ratkowski	HB		Notre Dame
18	Tom Rodgers	HB		Kentucky
19	Joe Bellino	HB		Navy
20	Clarence Childs	HB		Florida A&M
21	Don Oakes	G		VPI
22	Bob Johnson	E		Michigan
23	Darrel DeDecker	C		Illinois
24	Don Webb	HB		Iowa State
25	Robert Minihaue	T		Boston University
26	Charles Granger	T		Southern U. (La.)
27	Terry Huxhold	T		Wisconsin
28	Bryant Harvard	QB		Auburn
29	Ernie McMillan	T		Illinois
30	George Hultz	T		Mississippi Southern

1960 SECOND SELECTIONS:

Player	Pk	Pos	College
1. Dave Ames	HB		Richmond
2. James Boeke	T/G		Heidelberg
3. Billy Brewer	QB		Ole Miss.
4. Emanuel Congedo	T/G		Villanova
5. Pat Dye	T/G		Georgia
6. John Farrington	WR		Prairie View
7. Rich Grecni	C		Ohio U.
8. Bud Jones	WR		SMU
9. Don Kacmarek	T/G		North Dakota
10. John Lawrence	T/G		North Carolina St.

1960

FIRST SELECTIONS:

Player	Pk	Pos	College
Buddy Allen	HB		Utah State
Ron Burton	HB		Northwestern
Dale Chamberlain	FB		Miami, O.
Henry Christopher	E		SMU
Dan Colchico	E		San Jose State
Jack Cummings	QB		North Carolina St.
James Davis	C		Oklahoma
Serafino Fazio	C		Pittsburgh
Max Fugler	C		LSU
Jim Gardner	T		Duke
James Goodyear	T-G		Wake Forest
Dave Harris	HB		Kansas
Al Henderson	T		Colorado State
James Hickman	T-G		Penn State
Robert Kranz	FB		Penn State
Joe Kulbacki	HB		Purdue
Dee Mackey	E		E. Texas St.
Leon Manley	G		W. Texas St.
Cliff Manning	T-G		Hardin-Simmons
Pete Manning	E		Wake Forest
Edward Mazurek	T		Xavier
Bill Meglen	G		Utah State
Frank Mestnik	FB		Marquette
Ron Mix	T		USC
Irvin Nikolai	E		Stanford
Jim Prestel	T		Idaho
Bob Salerno	G		Colorado
Gerhard Schwedes	HB		Syracuse
Richard Soergel	QB		Oklahoma St.
Larry Wagner	T		Vanderbilt
Harvey White	QB		Clemson
Tirey Wilemon	HB		SMU
Gary Wisener	E		Baylor
11. Ron Maltony	T/G		Purdue
12. Bobby Pate	RB		Presbyterian
13. Jack Rudolph	LB		Georgia Tech
14. Frank Sally	T/G		California
15. Bob Spada	E		Duke
16. Pete Tunney	HB		Occidental
17. Jim Webster	HB		Marquette
18. John Wilcox	T/G		Oregon

PATRIOTS TRADES 2000-04

2000

- 4/16 The Patriots acquired San Francisco's 2001 sixth-round pick for the Patriots 2000 seventh-round pick (212th overall), which was acquired from Philadelphia.
- 8/7 The Patriots acquired Dane Looker from St. Louis for a sixth round draft choice in 2002.

2001

- 4/21 The Patriots acquired Pittsburgh's 2001 second-round (50th overall) and fourth-round (112th overall) picks for the Patriots 2001 second-round (39th overall - LB Kendrick Bell) pick.
- 4/21 The Patriots acquired Detroit's 2001 second-round (48th overall pick for a 2001 second-round (50th overall, from Pittsburgh) pick and sixth-round (173rd overall, from San Francisco) pick.
- 4/21 The Patriots acquired Minnesota's 2001 third-round (86th overall) pick and fourth-round (119th overall) pick for the Patriots third-round (69th overall) pick.
- 4/22 The Patriots acquired San Diego's 2001 fourth-round (96th overall - OL Kenyatta Jones) pick for the Patriots fourth-round (112th overall) and fifth-round (139th overall) picks.
- 4/22 The Patriots acquired Detroit's 2001 sixth-round (180th overall) and seventh-round (216th overall) picks for the Patriots 2001 fifth-round (149th overall, from N.Y. Jets) pick.
- 4/22 The Patriots acquired Jacksonville's 2002 fifth-round pick for the Patriots 2001 sixth-round (170th overall) pick.

2002

- 3/8 The Patriots acquired Green Bay's fourth-round draft pick (117th overall) in the 2002 draft and a conditional pick in the 2003 draft (fourth round - 128th overall) for WR Terry Glenn.
- 4/20 The Patriots acquired Washington's first-round pick (21st overall) in the 2002 draft in exchange for their 2002 first-round pick (32nd overall), third-round (96th overall) and seventh-round (234th overall) picks.
- 4/21 The Patriots acquired Buffalo's 2003 first-round pick (14th overall) in exchange for QB Drew Bledsoe.
- 4/21 The Patriots acquired Denver's fourth-round pick (117th overall) in exchange for their 2002 fourth-round (131st overall) and fifth-round (144th overall) picks.
- 4/21 The Patriots acquired Dallas's seventh-round selection (237th overall), along with their 2003 fifth-round choice, in exchange for the Patriots 2002 fifth-round pick (168th overall).
- 6/27 The Patriots acquired an undisclosed future draft pick from St. Louis for LB Koley Ayi.
- 8/19 The Patriots traded veteran offensive tackle Grant Williams to St. Louis in exchange for a seventh-round (225th overall) draft pick.

2003

- 3/6 The Patriots traded tackle Greg Randall to Houston in exchange for a fifth-round (154th overall) draft choice in the 2003 draft.
- 3/6 The Patriots traded a third (81st overall) and fifth-round (140th overall) selection in the 2003 draft to Washington in exchange for a third-round pick (75th overall) in 2003 and a fourth-round pick in 2004.
- 4/14 The Patriots traded safety Tebucky Jones to New Orleans for a third-round pick (78th overall) and seventh-round pick (239th overall) in the 2003 draft, as well as a fourth-round pick in the 2004 draft (113th overall).
- 4/25 The Patriots traded a third-round pick in 2003 (78th overall) to Miami for their second-round pick (56th overall) in the 2004 draft.
- 4/26 The Patriots traded a first round pick in 2003 (14th overall) and a 2003 sixth-round pick (193rd overall) to Chicago for their first round pick (13th overall).
- 4/26 The Patriots traded a first round pick in 2003 (19th overall) to Baltimore for a 2003 second-round pick (41st overall) and their 2004 first-round pick (21st overall).
- 4/26 The Patriots traded a second-round pick (41st overall) and a third-round pick (75th overall) to Houston for a second-round pick (36th overall) and a fourth-round pick (117th overall).
- 4/26 The Patriots traded a second-round pick (50th overall) and a fourth-round pick (120th overall) to Carolina for a second-round pick (45th overall).
- 4/27 The Patriots traded a fourth-round pick (128th overall) and a fifth round pick (157th overall) to Denver for a fourth-round pick (120th overall).
- 4/27 The Patriots traded a fifth-round pick (154th overall) and a seventh-round pick (225th overall) to Tennessee for a fifth-round pick (164th overall), a sixth round pick (201st overall) and a seventh-round pick (243rd overall).
- 8/19 The Patriots acquired NT Ted Washington from Chicago in exchange for a 2004 fourth-round pick (104th overall).
- 8/26 The Patriots acquired G Jamil Soriano from Chicago for a conditional draft pick.

2004

- 4/19 The Patriots acquired RB Corey Dillon from Cincinnati for a 2004 second-round draft pick (56th overall).
- 8/17 The Patriots traded LB Quinn Dorsey to Chicago for a conditional draft pick.

PATRIOTS TRADES 2005-09

2005

- 3/4 The Patriots acquired CB Duane Starks from Arizona along with a fifth-round pick in the 2005 draft (145th overall) in exchange for a third-round pick (95th overall) and a fifth-round pick (168th overall).
- 4/23 The Patriots traded a second-round pick in the 2005 draft (64th overall) to Baltimore in exchange for a third-round pick in 2005 (84th overall), a sixth-round pick in 2005 (195th overall) and Baltimore's third-round pick in the 2006 draft (75th overall).
- 4/24 The Patriots traded a fifth-round pick in the 2005 draft (145th overall) and a sixth-round pick in the 2005 draft (206th overall) to Detroit in exchange for Detroit's fourth-round pick in the 2006 draft (106th overall).
- 4/24 The Patriots traded a sixth-round pick in the 2005 draft (195th overall) and a seventh-round pick in the 2005 draft (246th overall) to Green Bay in exchange for a sixth-round pick in the 2005 draft (175th overall).
- 4/24 The Patriots traded a sixth-round pick in the 2005 draft (175th overall) to Oakland in exchange for a seventh-round pick in the 2005 draft (230th overall) and a fifth-round pick in the 2006 draft (136th overall).
- 8/22 The Patriots acquired WR Andre' Davis from Cleveland in exchange for a 2006 fifth-round draft pick (152nd overall).

2006

- 4/29 The Patriots traded a second-round pick in the 2006 draft (52nd overall) and a third-round pick in the 2006 draft (75th overall) to Green Bay in exchange for a second-round pick in the 2006 draft (36th overall).
- 6/6 The Patriots acquired DT Johnathan Sullivan from New Orleans in exchange for WR Bethel Johnson.
- 8/8 The Patriots traded OL Ross Tucker to Cleveland in exchange for a conditional draft pick.
- 8/21 The Patriots traded T Brandon Gorin to Arizona in exchange for a sixth-round pick in the 2007 NFL Draft (180th overall).
- 9/1 The Patriots traded RB Patrick Cobbs to Pittsburgh in exchange for a conditional draft pick.
- 9/2 The Patriots acquired WR Doug Gabriel from Oakland in exchange for a fifth-round pick in the 2007 NFL Draft (165th overall).
- 9/11 The Patriots traded WR Deion Branch to Seattle in exchange for a first-round pick in the 2007 NFL Draft (24th overall).

2007

- 3/5 The Patriots acquired WR Wes Welker from the Miami Dolphins in exchange for a second-round pick in the 2007 NFL Draft (60th overall) and a seventh-round pick in the 2007 NFL Draft (238th overall).
- 4/28 The Patriots traded a first-round pick in the 2007 NFL Draft (28th overall) to San Francisco in exchange for a first-round pick in the 2008 NFL Draft and a fourth-round pick in the 2007 NFL Draft (110th overall - later traded for WR Randy Moss).
- 4/28 The Patriots traded a third-round pick in the 2007 NFL Draft (91st overall) to Oakland in exchange for a third-round pick in the 2008 NFL Draft and a seventh-round pick in the 2007 NFL Draft (211th overall).
- 4/29 The Patriots acquired WR Randy Moss from Oakland in exchange for a fourth-round pick in the 2007 NFL Draft (110th overall).
- 8/7 The Patriots acquired CB Dante Wesley from Chicago in exchange for a conditional draft pick.

2008

- 4/26 The Patriots acquired a 2008 first-round pick (10th overall) and a 2008 third-round pick (78th overall) from New Orleans in exchange for a 2008 first-round pick (7th overall) and a 2008 fifth-round pick (164th overall).
- 4/27 The Patriots acquired a 2009 second-round pick (47th overall) and a 2008 fifth-round pick (160th overall) from San Diego in exchange for a 2008 third-round pick (69th overall).
- 4/27 The Patriots acquired a 2008 fifth-round pick (153rd overall) from Tampa Bay in exchange for a 2008 fifth-round pick (160th overall) and a 2008 seventh-round pick (238th overall).

2009

- 2/28 The Patriots acquired a 2009 second-round pick (34th overall – S Patrick Chung) from Kansas City in exchange for quarterback Matt Cassel and linebacker Mike Vrabel.
- 3/5 The Patriots acquired wide receiver Greg Lewis and an undisclosed pick in the 2010 NFL Draft from Philadelphia in exchange for a 2009 fifth-round pick (159th overall – T Fenuki Tupou).
- 4/25 The Patriots acquired a 2009 first-round pick (26th overall – LB Clay Matthews) and a 2009 fifth-round pick (162nd overall – T Jamon Meredith) from Baltimore in exchange for a 2009 first-round pick (23rd overall – T Michael Oher).
- 4/25 The Patriots acquired a 2009 second-round pick (41st overall – DB Darius Butler), a 2009 third-round pick (73rd overall – RB Derek Cox) and a 2009 third-round pick (83rd overall – WR Brandon Tate) from Green Bay in exchange for a 2009 first-round pick (26th overall – LB Clay Matthews) and a 2009 fifth-round pick (162nd overall – T Jamon Meredith).

PATRIOTS TRADES 2009-10

2009 (CONT.)

- 4/25 The Patriots acquired a 2009 second-round pick (40th overall – DL Ron Brace) from Oakland in exchange for a 2009 second-round pick (47th overall – S Michael Mitchell), a 2009 fourth-round pick (124th overall – WR Louis Murphy) and a 2009 sixth-round pick (199th overall – DE Stryker Sulak).
- 4/26 The Patriots acquired a 2009 seventh-round pick (232nd overall) and a 2010 second-round pick from Jacksonville in exchange for a 2009 third-round pick (73rd overall – RB Derek Cox).
- 4/26 The Patriots acquired a 2010 second-round pick from Tennessee in exchange for a 2009 third-round selection (89th overall – TE Jared Cook).
- 4/26 The Patriots acquired a 2009 fifth-round pick (137th overall – LB Jason Phillips) and a 2009 fifth-round pick (141st overall – WR Kenny McKinley) from Philadelphia in exchange for CB Ellis Hobbs.
- 4/26 The Patriots acquired a 2009 fourth-round pick (123rd overall – OL Rich Ohrnberger) and a 2009 sixth-round pick (198th overall – LS Jake Ingram) from Baltimore in exchange for a 2009 fifth-round pick (137th overall – LB Jason Phillips) and a 2009 fifth-round pick (141st overall – WR Kenny McKinley).
- 4/30 The Patriots acquired TE Alex Smith from Tampa Bay in exchange for a 2010 fifth-round draft pick.
- 8/6 The Patriots acquired LB Derrick Burgess from Oakland in exchange for a 2010 third-round draft pick and a 2010 fifth-round pick.
- 8/17 The Patriots acquired a 2010 fifth-round pick from Denver in exchange for DL Le Kevin Smith and a 2010 seventh-round pick.
- 8/25 The Patriots acquired a seventh-round pick in 2010 from Denver in exchange for OL Russ Hochstein.
- 9/5 The Patriots acquired a 2011 sixth-round draft pick from New Orleans in exchange for TE David Thomas.
- 9/5 The Patriots acquired TE Michael Matthews from the New York Giants for a conditional draft pick.
- 9/6 The Patriots acquired a 2011 first-round draft selection from Oakland in exchange for DE Richard Seymour.
- 9/22 The Patriots acquired LB Prescott Burgess from Baltimore in exchange for a conditional draft selection.

2010

- 4/23 The Patriots acquired Denver's 2010 first-round pick (24th overall) and their 2010 fourth-round pick (113th overall) during a 2010 draft day trade in exchange for the Patriots 2010 first-round pick (22nd overall).
- 4/23 The Patriots acquired Dallas's 2010 first-round pick (27th overall) and their 2010 third-round pick (90th overall) during a 2010 draft day trade in exchange for the Patriots 2010 first-round pick (24th overall) and a 2010 fourth-round pick (119th overall).
- 4/24 The Patriots acquired Oakland's 2010 second-round pick (42nd overall) during a 2010 draft day trade in exchange for a 2010 second-round pick (44th overall) and the Patriots assigned 2010 sixth-round pick (190th overall).
- 4/24 The Patriots acquired Arizona's 2010 second-round pick (58th overall) and 2010 third-round pick (89th overall) during a 2010 draft day trade in exchange for a 2010 second-round pick (47th overall). The Patriots had acquired the 47th overall in a draft day trade in exchange for a 2009 third-round selection (Jared Cook).
- 4/24 The Patriots acquired Carolina's 2011 second-round pick during a 2010 draft day trade in exchange for the Patriots third-round pick (89th pick overall).
- 4/24 The Patriots acquired Houston's 2010 second-round pick (62nd overall) and 2010 fifth-round pick (150th overall) during a draft day trade in exchange for the Patriots 2010 second-round pick (58th overall).
- 4/24 The Patriots acquired Washington's 2010 seventh-round pick (208th overall) during a 2010 draft day trade in exchange for two Patriots 2010 seventh-round picks (229th overall) and (231st overall).
- 8/23 The Patriots acquired OL Quinn Ojinnaka from Atlanta for a 2011 seventh-round draft pick.
- 9/5 The Patriots acquired S Jarrad Page from Kansas City for a 2012 seventh-round pick.
- 9/5 The Patriots acquired LB Tracy White and a 2012 seventh-round pick from Philadelphia for a 2012 sixth-round pick.
- 9/14 The Patriots traded RB Laurence Maroney and a 2011 sixth-round draft pick to Denver for a fourth-round pick in 2011.
- 10/6 The Patriots traded WR Randy Moss and a seventh-round draft pick in 2012 to Minnesota for a 2011 third-round pick (74th overall).
- 10/12 The Patriots acquired WR Deion Branch in a trade with Seattle in exchange for 2011 fourth-round pick (99th overall).

PATRIOTS TRADES 2011-15

2011

- 4/28 The Patriots acquired New Orleans' 2012 first-round pick and their 2011 second-round pick (56th overall) during a 2011 draft day trade in exchange for the Patriots 2011 first-round pick (28th overall).
- 4/29 The Patriots acquired Houston's 2011 third-round pick (73rd overall) and 2011 fifth-round pick (138th overall) in exchange for the Patriots 2011 second-round pick (60th overall).
- 4/29 The Patriots acquired Oakland's 2012 second-round pick and 2011 seventh-round pick (219th overall) in exchange for the Patriots 2011 third-round pick (92nd overall) and 2011 fourth-round pick (125th overall).
- 4/30 The Patriots acquired Philadelphia's 2011 sixth-round pick (194th overall) in exchange for the Patriots 2011 sixth-round pick (193rd overall).
- 7/29 The Patriots acquired DL Albert Haynesworth from Washington in exchange for a 2013 fifth-round pick.
- 7/29 The New England Patriots acquired WR Chad Ochocinco from Cincinnati in exchange for a 2012 fifth-round pick (166th overall) and a 2013 sixth-round pick.

2012

- 4/26 The Patriots acquired Cincinnati's 2012 first-round pick (21st overall) during a 2012 draft day trade in exchange for the Patriots 2012 first-round pick (27th overall) and third-round pick (93rd overall).
- 4/26 The Patriots acquired Denver's 2012 first-round pick (25th overall) during a 2012 draft day trade in exchange for the Patriots 2012 first-round pick (31st overall) and a 2012 fourth-round pick (126th overall).
- 4/27 The Patriots acquired Green Bay's 2012 third-round pick (90th overall) and fifth-round pick (163rd overall) in exchange for the Patriots 2012 second-round pick (62nd overall).
- 4/28 The Patriots acquired Green Bay's 2012 sixth-round pick (197th overall) and Green Bay's two 2012 seventh-round picks (224th overall) and (235th overall) in exchange for the Patriots fifth-round pick (163rd overall). The fifth-round pick was originally obtained in a trade with Green Bay earlier in the 2012 draft.
- 9/1 The Patriots acquired WR Greg Salas from St. Louis in a trade on September 1, 2012, in exchange for a 2015 seventh-round draft choice.
- 11/1 The Patriots acquired CB Aqib Talib and a 2013 seventh-round pick from Tampa Bay in a trade on November 1, 2012, in exchange for a 2013 fourth-round draft pick (126th overall).

2013

- 4/25 The Patriots acquired Minnesota's 2013 second-round pick (52nd overall), third-round pick (83rd overall), fourth-round pick (102nd overall) and seventh-round pick (229th overall) during a draft day trade in exchange for the Patriots 2013 first-round pick (29th overall).
- 4/27 The Patriots acquired RB LeGarrette Blount from Tampa Bay in a draft day trade with Tampa Bay in exchange for RB Jeff Demps and a 2013 seventh-round pick (229th overall).
- 10/29 The Patriots acquired DT Isaac Sopoaga and a 2014 sixth-round pick from Philadelphia in exchange for a 2014 fifth-round pick (169th overall).

2014

- 5/9 The Patriots acquired Jacksonville's 2014 fourth-round pick (105th overall) and sixth-round pick (179th overall) during a 2014 draft day trade in exchange for the Patriots 2014 third-round pick (93rd overall).
- 8/13 The Patriots acquired DL Ben Bass from Dallas in exchange for DB Justin Green.
- 8/13 The Patriots acquired DL Jerel Worthy from Green Bay for a conditional draft pick.
- 8/26 The Patriots acquired TE Tim Wright from Tampa Bay and a 2015 fourth-round pick (101st overall) in exchange for G Logan Mankins.
- 8/31 The Patriots acquired a 2016 seventh-round draft choice from Houston in exchange for QB Ryan Mallett.
- 10/22 The Patriots acquired LB Akeem Ayers and a 2015 seventh-round draft pick (219th overall) from Tennessee in exchange for the Patriots 2015 sixth-round draft pick (208th overall).
- 10/28 The Patriots acquired LB Jonathan Casillas and a 2015 sixth-round draft pick (178th overall) from Tampa Bay in exchange for the Patriots 2015 fifth-round draft pick (168th overall).

2015

- 5/1 The Patriots acquired Cleveland's 2015 fourth-round pick (111th overall), fifth-round pick (147th overall) and sixth-round pick (202nd overall) in a 2015 draft day trade in exchange for the Patriots 2015 third-round pick (96th overall) and the Patriots seventh-round pick (219th overall).
- 5/2 The Patriots acquired Green Bay's 2015 fifth-round pick (166th overall) and seventh-round pick (247th overall) in a 2015 draft day trade in exchange for the Patriots 2015 fifth-round pick (147th overall).
- 8/11 The Patriots acquired G Ryan Groy from Chicago in exchange for LB Matthew Wells.
- 8/18 The Patriots acquired TE Asante Cleveland from San Francisco in exchange for OL Jordan Devey.
- 8/26 The Patriots acquired OL Michael Williams from Detroit in exchange for a 2017 seventh-round draft pick.
- 9/1 The Patriots acquired WR Jalen Saunders from New Orleans in exchange for a conditional 2018 pick.
- 9/17 The Patriots acquired WR Keshawn Martin from Houston in exchange for a 2016 fifth-round draft pick (166th overall).

PATRIOTS TRADES 2015-17

2015 (CONT.)

- 9/29 The Patriots acquired LB Jonathan Bostic from Chicago in exchange for a 2016 sixth-round draft pick (204th overall).
- 10/1 The Patriots acquired DL Akiem Hicks from New Orleans in exchange for TE Michael Hoomanawanui.

2016

- 3/15 The Patriots acquired Arizona's 2016 second-round pick (61st overall) and G Jonathan Cooper in exchange for DE Chandler Jones.
- 3/17 The Patriots acquired Chicago's 2016 sixth-round draft pick (204th overall) and TE Martellus Bennett in exchange for the Patriots 2016 fourth-round draft pick (127th overall).
- 4/29 The Patriots acquired New Orleans' 2016 third-round pick (78th overall) and fourth-round pick (112th overall) in a draft day trade in exchange for the Patriots 2016 second-round pick (61st overall).
- 4/30 The Patriots acquired Miami's 2016 fifth-round pick (147th overall) in a 2016 draft day trade in exchange for two of the Patriots 2016 sixth-round picks (196th overall and 204th overall) and the Patriots 2016 seventh-round pick (250th overall).
- 4/30 The Patriots acquired Seattle's 2016 seventh-round pick (225th overall) and Seattle's 2017 fourth-round pick in a draft day trade in exchange for the Patriots 2016 fifth-round pick (147th overall) and the Patriots 2016 seventh-round pick (243 overall).
- 5/9 The Patriots traded LB Jonathan Bostic to Detroit in exchange for a conditional draft pick.
- 8/25 The Patriots acquired LB Barkevious Mingo from Cleveland in exchange for a 2017 fifth-round draft pick (175th overall).
- 9/7 The Patriots acquired DB Eric Rowe from Philadelphia in exchange for a 2018 fourth-round draft pick.
- 10/25 The Patriots traded TE AJ Derby to Denver in exchange for a 2017 fifth-round draft pick (163rd overall).
- 10/25 The Patriots acquired LB Kyle Van Noy and a 2017 seventh-round draft pick (239th overall) from Detroit in exchange for a 2017 sixth-round draft pick (215th overall).
- 10/31 The Patriots acquired a 2017 third-round draft pick (103rd overall) from Cleveland in exchange for LB Jamie Collins.

2017

- 3/9 The Patriots acquired Indianapolis's 2017 sixth-round pick (200th overall) and TE Dwayne Allen in exchange for the Patriots 2017 fourth-round draft pick (137th overall).
- 3/11 The Patriots acquired DE Kony Ealy from Carolina along with a 2017 third-round draft pick (72nd overall) in exchange for their 2017 second-round draft pick (64th overall).
- 3/11 The Patriots acquired WR Brandin Cooks and a 2017 fourth-round draft pick (118th overall) from New Orleans in exchange for their 2017 first-round pick (32nd overall) and 2017 third-round pick (103rd overall).
- 4/28 The Patriots acquired Tennessee's 2017 third-round pick (83th overall) and fourth-round pick (124th overall) in a draft day trade in exchange for the Patriots 2017 third-round pick (72nd overall) and sixth-round pick (200th overall).
- 4/28 The Patriots acquired Detroit's 2017 third-round pick (85th overall) in a draft day trade in exchange for the Patriots 2017 third-round pick (96th overall) and fourth-round pick (124th overall).
- 4/29 The Patriots acquired TE James O'Shaughnessy and a 2017 sixth-round draft pick (216th overall) in a draft day trade with Kansas City in exchange for a 2017 fifth-round draft pick (183rd overall).
- 4/29 The Patriots acquired Dallas's 2017 sixth-round pick (211th overall) in a draft day trade in exchange for the Patriots 2017 sixth-round pick (216th overall) and seventh-round pick (239th overall).
- 8/29 The Patriots acquired LB Marquis Flowers from Cincinnati in exchange for a 2018 seventh-round draft pick (249th overall).
- 9/1 The Patriots traded DB Justin Coleman to Seattle in exchange for a 2018 seventh-round draft pick (250th overall).
- 9/2 The Patriots traded QB Jacoby Brissett to Indianapolis in exchange for WR Phillip Dorsett.
- 9/2 The Patriots acquired CB Johnson Bademosi from Detroit in exchange for a 2019 sixth-round draft pick.
- 9/2 The Patriots acquired DE Cassius Marsh from Seattle in exchange for a 2018 fifth-round draft pick (168th overall) and a 2018 seventh-round draft pick (250th overall).
- 10/30 The Patriots traded QB Jimmy Garoppolo to San Francisco in exchange for their 2018 second-round draft pick (43rd overall).

PATRIOTS TRADES 2018-19

2018

- 3/15 The Patriots acquired DL Danny Shelton from Cleveland and a 2018 fifth-round draft pick (159th overall) in exchange for the Patriots 2019 third-round draft pick.
- 3/15 The Patriots acquired CB Jason McCourty from Cleveland and a 2018 seventh-round draft pick (219th overall) in exchange for the Patriots 2018 sixth-round draft pick (205th overall).
- 3/19 The Patriots acquired WR Cordarrelle Patterson and a 2018 sixth-round draft pick (210th overall) from Oakland in exchange for the Patriots 2018 fifth-round draft pick (159th overall).
- 4/4 The Patriots acquired a 2018 first-round draft pick (23rd overall) and a 2018 sixth-round draft pick (198th overall) from the Los Angeles Rams in exchange for WR Brandin Cooks and the Patriots 2018 fourth-round draft pick (136th overall).
- 4/27 The Patriots acquired OL Trent Brown and a fifth-round draft pick (143rd overall) in a draft day trade with San Francisco in exchange for a third-round draft pick (95th overall).
- 4/27 The Patriots acquired Detroit's 2018 second-round draft pick (51st overall) and 2018 fourth-round draft pick (117th overall) in a draft day trade in exchange for the Patriots 2018 second-round draft pick (43rd overall).
- 4/27 The Patriots acquired Chicago's 2019 second-round draft pick (56th overall) and their 2018 fourth-round draft pick (105th overall) in a draft day trade in exchange for the Patriots 2018 second-round draft pick (51st overall).
- 4/27 The Patriots acquired Tampa Bay's 2018 second-round draft pick (56th overall) in a draft day trade in exchange for the 2018 second-round draft pick (63rd overall) and a 2018 fourth-round draft pick (117th overall).
- 4/28 The Patriots acquired Cleveland's 2018 fourth-round draft pick (114th overall) and 2018 sixth-round draft pick (178th overall) in a draft day trade in exchange for a 2018 fourth-round draft pick (105th overall).
- 4/28 The Patriots acquired Detroit's 2019 third-round draft pick (73rd overall) in a draft day trade in exchange for a 2018 fourth-round draft pick (114th overall).
- 4/28 The Patriots acquired Kansas City's two 2018 seventh-round draft picks (233rd overall and 243rd overall) in a draft day trade in exchange for a 2018 sixth-round draft pick (198th overall).
- 4/28 The Patriots acquired Philadelphia's 2018 seventh-round draft pick (250th overall) and a 2019 seventh-round draft pick (239th overall) in a draft day trade in exchange for a 2018 seventh-round draft pick (233rd overall).
- 8/31 The Patriots acquired a 2020 seventh-round draft pick from Atlanta in exchange for DB Jordan Richards.
- 9/17 The Patriots acquired WR Josh Gordon and a conditional 2019 seventh-round draft pick (243rd overall) from Cleveland in exchange for a 2019 fifth-round draft pick (170th overall).

2019

- 3/14 The Patriots acquired DL Michael Bennett and a 2020 seventh-round draft pick (235th overall) from Philadelphia in exchange for a 2020 fifth-round draft pick.
- 4/26 The Patriots acquired the L.A. Rams 2019 second-round draft pick (45th overall) in a draft day trade in exchange for a 2019 second-round draft pick (56th overall) and a 2019 third-round draft pick (101st overall).
- 4/26 The Patriots acquired Seattle's 2019 third-round draft pick (77th overall) and 2019 fourth-round draft pick (118th overall) in a draft day trade in exchange for a 2019 second-round pick (64th overall).
- 4/26 The Patriots acquired Chicago's 2019 third-round draft pick (87th overall), 2019 fifth-round draft pick (162nd overall) and 2020 fourth-round draft pick (125th overall) in a draft day trade in exchange for a 2019 third-round draft pick (73rd overall) and 2019 sixth-round draft pick (205th overall).
- 4/26 The Patriots acquired the L.A. Rams 2019 third-round pick (101st overall) and 2019 fourth-round pick (133rd overall) in a draft day trade in exchange for a 2019 third-round pick (97th overall) and a 2019 fifth-round pick (162nd overall). The Patriots had traded the 101st pick to the Rams in an earlier draft day trade.
- 4/27 The Patriots acquired the L.A. Rams 2019 fifth-round draft picks (162nd overall) and (167th overall) in a draft day trade in exchange for a 2019 fourth-round draft pick (134th overall) and a 2019 seventh-round draft pick (243rd overall). The Patriots originally acquired the 162nd overall pick in a 2019 draft day trade with Chicago and then traded to the L.A. Rams in a draft day trade before re-acquiring the pick.
- 4/27 The Patriots acquired Minnesota's 2019 fifth-round draft pick (159th overall) in a draft day trade in exchange for a 2019 fifth-round draft pick (162nd overall) and a 2019 seventh-round pick (239th overall).
- 4/27 The Patriots acquired Philadelphia's 2019 fifth-round draft pick (163rd overall) in a draft day trade in exchange for a 2019 fifth-round (167th overall) pick and a 2019 seventh-round draft pick (246th overall).
- 4/29 The Patriots acquired Seattle's 2020 seventh-round draft pick (241st overall) in exchange for TE Jacob Hollister.
- 8/13 The Patriots acquired TE Eric Saubert from Atlanta for a conditional 2020 draft pick.
- 8/29 The Patriots acquired OL Korey Cunningham from Arizona in exchange for a 2020 sixth-round draft pick (202nd overall).
- 8/29 The Patriots acquired OL Jermaine Eluemunor and a 2020 sixth-round draft pick (207th overall) from Baltimore in exchange for a 2020 fourth-round draft pick (129th overall).
- 8/31 The Patriots acquired OL Russell Bodine from Buffalo in exchange for a 2020 sixth-round draft pick (207th overall).
- 8/31 The Patriots acquired Denver's 2020 sixth-round draft pick (195th overall) in exchange for DB Duke Dawson Jr. and a 2020 seventh-round draft pick (237th overall).

PATRIOTS TRADES 2019-21

2019 (CONT.)

- 9/1 The Patriots acquired Houston's 2020 sixth-round draft pick (204th overall) in exchange for DB Keion Crossen.
- 9/11 The Patriots acquired the New York Jets 2021 sixth-round draft pick in exchange for WR Demaryius Thomas.
- 10/23 The Patriots acquired WR Mohamed Sanu Sr. from Atlanta in exchange for a 2020 second-round draft pick (55th overall).
- 10/25 The Patriots acquired a 2021 sixth-round draft pick from Dallas in exchange for DL Michael Bennett.

2020

- 3/18 The Patriots acquired a 2020 fifth-round draft pick (172nd overall) from Detroit in exchange for DB Duron Harmon and a 2020 seventh-round draft pick (235th overall).
- 4/21 The Patriots acquired a 2020 fourth-round draft pick (139th overall) from Tampa Bay in exchange for TE Rob Gronkowski and a 2020 seventh-round draft pick (241st overall).
- 4/23 The Patriots acquired the L.A. Chargers 2020 second-round pick (37th overall) and 2020 third-round pick (71st overall) in a draft-day trade in exchange for a 2020 first-round draft pick (23rd overall).
- 4/24 The Patriots acquired Baltimore's 2020 second-round pick (60th overall) and a 2020 fourth-round pick (129th overall) in a draft-day trade in exchange for two 2020 third-round picks (71st overall) and (98th overall).
- 4/24 The Patriots acquired Las Vegas' 2020 third-round pick (91st overall) and a 2020 fifth-round pick (159th overall) in a draft-day trade in exchange for a 2020 third-round pick (100th overall), 2020 fourth-round pick (139th overall) and 2020 fifth-round pick (172nd overall).
- 4/24 The Patriots acquired the New York Jets 2020 third-round pick (101st overall) in a draft-day trade on April 24, 2020, in exchange for 2020 fourth-round picks (125th overall) and (129th overall) and a 2021 sixth-round draft pick.
- 4/25 The Patriots acquired Indianapolis' 2020 sixth-round pick (182nd overall) in a draft-day trade in exchange for 2020 sixth-round picks (212th overall) and (213th overall).
- 8/9 The Patriots acquired CB Michael Jackson Sr. from Detroit in exchange for a conditional 2022 draft pick.
- 11/3 The Patriots acquired WR Isaiah Ford from Miami in exchange for a 2022 seventh-round draft pick.

2021

- 3/18 The Patriots acquired OL Trent Brown and a 2022 seventh-round draft pick from Las Vegas in exchange for a 2022 fifth-round draft pick
- 3/18 The Patriots acquired Houston's 2021 fourth-round pick (122nd overall) and sixth-round pick (188th overall) in exchange for the Patriots 2021 fifth-round pick (158th overall) and sixth-round pick (195th overall) and OL Marcus Cannon.
- 3/18 The Patriots acquired Houston's 2022 seventh-round draft pick in exchange for TE Ryan Izzo.
- 4/30 The Patriots acquired Cincinnati's 2021 second-round draft pick (38th overall) in a draft-day trade in exchange for a 2021 second-round pick (46th overall) and two 2021 fourth-round picks (122nd overall) and (139th overall).
- 8/25 The Patriots acquired a 2022 sixth-round draft pick and a 2023 fourth-round draft pick from the L.A. Rams in exchange for RB Sony Michel.
- 8/26 The Patriots acquired CB Shaun Wade in a trade with Baltimore in exchange for a 2022 seventh-round draft pick and a 2023 fifth-round draft pick.
- 8/31 Patriots acquired OL Yasir Durant in a trade with Kansas City in exchange for a 2022 seventh-round draft pick.
- 10/6 The Patriots acquired a 2023 sixth-round draft pick from Carolina in exchange for CB Stephon Gilmore.

PATRIOTS TRADES 2022-24

2022

- 3/17 The Patriots acquired LB Mack Wilson in a trade with Cleveland in exchange for DL Chase Winovich.
- 3/17 The Patriots acquired a 2022 fifth-round draft pick in a trade with Tampa Bay in exchange for OL Shaq Mason.
- 4/5 The Patriots acquired WR DeVante Parker and a 2022 fifth-round draft pick in a trade with Miami in exchange for a 2023 third-round draft pick.
- 4/5 The Patriots acquired a 2022 sixth-round draft pick (183rd overall) and a 2022 seventh-round draft pick (245th overall) in a trade with Houston in exchange for a 2022 fifth-round draft pick (170th overall).
- 4/28 The Patriots acquired Kansas City's 2022 first-round draft pick (29th overall), 2022 third-round draft pick (94th overall) and 2022 fourth-round draft pick (121st overall) in a draft-day trade in exchange for a 2022 first-round draft pick (21st overall).
- 4/29 The Patriots acquired Kansas City's 2022 second-round draft pick (50th overall) in a draft-day trade in exchange for a 2022 second-round pick (54th overall) and 2022 fifth-round draft pick (158th overall).
- 4/29 The Patriots acquired Carolina's 2022 fourth-round draft pick (137th overall) and 2023 third-round draft pick in a draft-day trade in exchange for a 2022 third-round draft pick (94th overall)
- 5/13 The Patriots acquired a 2023 sixth-round draft pick in a trade with Las Vegas in exchange for QB Jarrett Stidham and a 2023 seventh-round draft pick.
- 7/13 The Patriots acquired a 2024 seventh-round draft pick in a trade with Chicago in exchange for WR N'Keal Harry.
- 9/21 The Patriots acquired a 2024 sixth-round draft pick in a trade with Las Vegas in exchange for OL Justin Herron and a 2024 seventh-round draft pick.

2023

- 3/15 The Patriots acquired a 2023 seventh-round draft pick (245th overall) in a trade with Atlanta in exchange for TE Jonnu Smith.
- 4/27 The Patriots acquired Pittsburgh's 2023 first-round draft pick (17th overall) and 2023 fourth-round draft pick (120th overall) in a draft day trade in exchange for a 2023 first-round draft pick (14th overall).
- 4/29 The Patriots acquired the N.Y. Jets fourth-round draft pick (112th overall) in a draft day trade in exchange for a 2023 fourth-round draft pick (120th overall) and a 2023 sixth-round draft pick (184th overall).
- 4/29 The Patriots acquired Las Vegas' 2023 fifth-round draft pick (144th overall) and 2023 sixth-round draft pick (214th overall) in a draft day trade in exchange for a 2023 fourth-round draft pick (135th overall).

2023 (CONT.)

- 8/27 The Patriots acquired OL Tyrone Wheatley Jr. in a trade with Cleveland in exchange for RB Pierre Strong Jr.
- 8/28 The Patriots acquired OL Vederian Lowe in a trade with Minnesota in exchange for a 2024 sixth-round draft pick.
- 8/29 The Patriots acquired a 2025 seventh-round draft pick in a trade with Tennessee in exchange for K Nick Folk.
- 10/5 The Patriots acquired CB J.C. Jackson and a 2025 seventh-round draft pick in exchange for a 2025 sixth-round draft pick.

2024

- 3/14 The Patriots acquired a 2024 sixth-round draft pick in a trade with Jacksonville in exchange for QB Mac Jones.
- 4/26 The Patriots acquired the L.A. Chargers 2024 second-round draft pick (37th overall) and 2024 fourth-round draft pick (110th overall) in a draft day trade in exchange for a 2024 second-round draft pick (34th overall) and a 2024 fifth-round draft pick (137th overall).





The Official Sports Betting Partner of the
New England Patriots

SOMETIMES IT'S GOOD TO PUNT

Bet responsibly with your
hometown sportsbook



Hope is here: (800)-327-5050 or gamblinghelplinema.org.
Must be 21+. **GameSense** Play it Smart from the Start.
GameSenseMA.com.

Physically present in MA. Eligibility restrictions apply. See terms at draftkings.com

RESULTS



PATRIOTS IN THE PRESEASON

1960 4-1	1969 2-3	1977 5-1
7/30 W 28-7 at Buffalo 16,000	8/10 W 21-13 * Cincinnati 16,900	8/6 W 19-3 at N.Y. Giants 44,471
8/5 W 43-6 * Denver 4,706	8/17 L 16-34 Atlanta 24,084	8/13 W 38-3 * Green Bay 53,244
8/14 L 14-24 Dallas Texans 11,000	8/25 L 9-22 \$ Detroit 8,212	8/22 L 10-21 at Philadelphia 28,025
8/21 W 21-7 \$ Buffalo 7,500	8/31 W 26-10 # Denver 18,375	8/28 W ot 13-10 Pittsburgh 43,779
8/28 W 28-14 # Oakland 4,000	9/6 L 0-13 % Miami 18,000	9/4 W 45-7 Washington 41,053
*at Providence \$at Worcester #at Amherst	*at Bowling Green, Ohio \$at Montreal #at Jacksonville, Fla. %at Birmingham, Ala.	9/11 W 29-10 Atlanta 41,346
1961 3-1	1970 0-4	1978 4-0
8/10 W 14-3 N.Y. Titans 15,387	8/16 L 21-45 Washington 25,584	8/5 W 14-7 at L.A. Rams 60,134
8/19 L 7-17 * N.Y. Titans 73,916	8/29 L 0-26 * New Orleans 32,000	8/12 W 21-7 at Oakland 53,335
8/25 W 28-10 \$ Buffalo 4,762	9/4 L 3-31 \$ Pittsburgh 22,000	8/20 W 24-7 Kansas City 39,043
9/1 W 15-12 at Buffalo 9,022	9/11 L 14-16 # Denver 17,832	8/27 W 21-10 Cleveland 42,696
*at Philadelphia \$at Providence	*at Jackson, Miss. \$at Shreveport, La #at Salt Lake City, Utah	1979 2-2
1962 2-3	1971 1-5	8/4 W 37-14 at Atlanta 59,725
8/11 L 20-21 * Oakland 9,000	8/8 L 10-17 at Minnesota 31,813	8/12 L 3-15 L.A. Rams 44,955
8/15 W 12-7 at Buffalo 22,312	8/15 W 20-14 N.Y. Giants 60,423	8/19 W 35-14 Oakland 45,518
8/18 L 10-20 \$ Houston Oilers 31,000	8/22 L 14-28 at Buffalo 31,610	8/24 Lot 17-20 at Denver 75,103
8/25 W 17-10 # N.Y. Titans 11,118	8/29 L 21-31 L.A. Rams 53,271	1980 1-3
9/1 L 6-7 Buffalo 8,783	9/5 L 35-45 Atlanta 48,631	8/11 W 35-31 at L.A. Rams 66,656
*at Providence \$at New Orleans #at Lowell, Mass.	9/10 L 9-38 * N.Y. Jets 28,082	8/16 L 29-31 at Oakland 41,649
1963 0-5	*at Memphis, Tenn.	8/24 L 17-23 Philadelphia 45,207
8/4 L 17-24 at Oakland 9,721	1972 2-4	8/29 L 23-30 at Seattle 64,759
8/10 L 17-50 at San Diego 16,427	8/5 L 24-31 at Oakland 53,661	1981 4-0
8/14 L 20-21 * Houston Oilers 9,387	8/12 L 20-29 at Philadelphia 30,000	8/10 W 34-21 at L.A. Rams 69,006
8/24 L 14-24 at Buffalo 17,697	8/20 W 27-17 Chicago 50,892	8/15 W 17-16 at Tampa Bay 66,553
9/1 L 20-22 \$ N.Y. Jets 12,500	8/27 L 10-31 N.Y. Giants 51,470	8/22 W 23-21 Oakland 43,032
*at Lowell, Mass. \$ New Brunswick, N.J.	9/2 L 24-49 at Denver 37,128	8/30 W 19-10 Washington 44,078
1964 0-5	9/10 W 34-30 Detroit 47,684	1982 1-3
8/9 L 7-38 Houston Oilers 20,087	1973 1-5-1	8/14 L 20-24 * Pittsburgh 93,251
8/18 L 7-23 * N.Y. Jets 6,390	7/28 L 7-20 * San Francisco 19,685	8/20 L 7-14 at Philadelphia 56,431
8/22 L 20-21 \$ N.Y. Jets 11,500	8/5 T 17-17 Oakland 43,914	8/28 L 21-36 at Dallas 50,118
8/28 L 14-24 at Buffalo 12,566	8/12 L 7-13 N.Y. Giants 49,209	9/4 W 41-27 Green Bay 39,888
9/5 L 17-27 at Denver 20,568	8/18 L 10-27 at Atlanta 56,239	*at Knoxville, Tenn.
*at Lowell, Mass. \$at New Brunswick, N.J.	8/25 W 31-6 at New Orleans 64,131	1983 1-3
1965 0-5	9/2 L 14-35 Washington 50,369	8/14 L 20-24 * Pittsburgh 93,251
8/8 L 0-23 Buffalo 23,674	9/7 L 21-34 at Detroit 50,104	8/20 L 7-14 at Philadelphia 56,431
8/13 L 16-26 * N.Y. Jets 8,000	1974 4-2	8/28 L 21-36 at Dallas 50,118
8/21 L 6-27 at Houston Oilers 30,142	8/2 W 21-16 at Washington 16,405	9/4 W 41-27 Green Bay 39,888
8/28 L 0-17 \$ N.Y. Jets 9,217	8/11 L 6-21 N.Y. Giants 17,992	PRESEASON BREAKDOWN
9/4 L 7-34 at Kansas City 15,157	8/18 W 7-3 New Orleans 20,546	HOME63-57-1
*at Allentown, Pa. \$at Norfolk, Va.	8/24 W 23-14 at San Diego 18,903	ROAD54-69-0
1966 1-3	8/31 L 21-27 * Denver 18,000	NEUTRAL7-21-0
8/7 L 13-19 Buffalo 23,291	9/8 W 27-17 Philadelphia 35,412	AFC/AFL29-62-1
8/20 W 21-10 * Oakland 36,038	*at Spokane, Wash.	NFC/NFL95-85-0
8/27 L 13-31 at San Diego 11,894	1975 3-2	JULY2-2-0
9/1 L 3-41 \$ N.Y. Jets 2,000	8/10 L 14-28 N.Y. Giants 40,726	AUGUST112-125-1
*at Anaheim, Calif. \$ at Mobile, Ala.	8/17 W 36-10 Minnesota 40,218	SEPTEMBER10-22-0
1967 1-3	8/22 L 10-24 at Philadelphia 40,156	1960s14-32-0
8/14 L 13-55 * N.Y. Jets 16,000	8/30 W ot 20-17 * Green Bay 51,769	1970s25-28-1
8/13 L 3-33 Baltimore Colts 29,313	9/7 W 31-24 San Diego 39,502	1980s18-23-0
8/20 W 13-10 \$ Buffalo 15,300	*at Milwaukee, Wis.	1990s17-24-0
8/26 L 7-13 Washington 15,523	1976 3-3	2000s23-18-0
*at Bridgeport, Conn. \$ at Rochester, N.Y.	8/1 W ot 13-7 N.Y. Giants 30,032	2010s22-18-0
1968 1-3	8/6 L 17-26 * San Diego 23,800	OPENERS26-37-0
8/10 L 0-19 at New Orleans 54,400	8/15 L 14-16 Green Bay 30,552	HOME OPENERS27-35-1
8/17 L 6-25 * N.Y. Jets 14,000	8/21 W 28-17 at Atlanta 30,619	INTERNATIONAL1-3-0
8/23 W 19-17 \$ Miami 15,003	8/30 L 27-30 at Cleveland 36,016	
9/2 L 20-22 Philadelphia 31,404	9/5 W 20-7 Philadelphia 32,254	
*at Richmond, Va. \$ at Jacksonville, Fla.	*at Norman, Okla.	

PATRIOTS IN THE PRESEASON

1983..... 0-4

8/6	L	16-27	*	Pittsburgh	42,816
8/14	L	15-17		at San Francisco	50,043
8/20	L	7-13		at L.A. Rams	40,190
8/26	L	21-41		at Tampa Bay	52,108

*at Knoxville, Tenn.

1984..... 2-2

8/3	L	20-48		N.Y. Giants	34,751
8/11	L	13-23		at Buffalo	19,578
8/17	W	31-27		at Washington	35,932
8/24	W	36-7		Kansas City	22,721

1985..... 1-3

8/10	L	20-32		New Orleans	27,014
8/17	W	31-13		at Kansas City	35,162
8/23	L	36-37		at Washington	50,538
8/31	L	13-14		at L.A. Rams	39,911

1986..... 4-1

8/2	W	21-16	*	St. Louis Cardinals	22,739
8/10	W	18-7		Washington	37,335
8/16	W	38-34		at New Orleans	54,364
8/22	L	10-24		at L.A. Raiders	44,352
8/30	W	16-9		at Green Bay	50,642

*at Canton, Ohio

1987..... 2-2

8/16	L	17-19		N.Y. Giants	50,014
8/23	L	ot 13-19		Philadelphia	38,734
8/29	W	38-27		at Minnesota	49,339
9/4	W	14-13	*	Atlanta	52,508

*at Jacksonville, Fla.

1988..... 1-3

8/6	L	30-34		Atlanta	32,949
8/13	L	14-27	*	Houston Oilers	48,113
8/20	W	24-21		at Philadelphia	41,502
8/26	L	21-27		Cincinnati	30,941

*at Memphis, Tenn.

1989..... 2-2

8/12	L	17-20		N.Y. Giants	32,398
8/19	W	17-12	*	Seattle	48,746
8/26	W	23-7		at Atlanta	21,118
9/1	L	0-16		Green Bay	26,549

*at St. Louis

1990..... 0-4

8/9	L	14-30	*	Pittsburgh	26,869
8/18	L	10-44	\$	Tampa Bay	51,066
8/24	L	ot 10-13		Cincinnati	23,768
8/31	L	14-45		Atlanta	24,106

*at Montreal \$at Jacksonville, Fla.

1991..... 1-3

8/3	L	7-28		at Green Bay	52,852
8/10	L	6-27		Washington	16,757
8/17	L	0-46		at Phoenix Cardinals	51,070
8/24	W	24-3		N.Y. Giants	21,147

1992..... 1-3

8/8	L	14-34		at Indianapolis	42,786
8/14	L	10-20		San Diego	18,626
8/22	L	9-42		at Detroit	53,682
8/29	W	24-10		at Green Bay	47,152

1993..... 1-3

8/7	L	7-13		at San Diego	46,286
8/14	L	9-12	*	Cleveland	33,021
8/20	W	21-17		Green Bay	24,909
8/27	L	20-27		Kansas City	46,501

*at Toronto

1994..... 3-1

8/5	W	24-6		New Orleans	37,800
8/13	W	28-10		at L.A. Rams	24,847
8/18	W	27-17		Washington	45,394
8/26	L	20-24		at Green Bay	57,722

1995..... 1-3

8/4	L	17-30		Detroit	52,634
8/12	W	21-14		Minnesota	56,241
8/17	L	7-31		at Philadelphia	53,072
8/25	L	24-32		at Oakland	51,709

1996..... 3-1

8/2	L	7-24		at Green Bay	57,918
8/12	W	31-7		at Dallas	57,874
8/18	W	37-10		Philadelphia	55,606
8/23	W	27-19		Washington	48,242

1997..... 3-1

7/31	L	3-7		at Green Bay	60,778
8/8	W	16-10		Dallas	60,292
8/17	W	31-21		Denver	55,354
8/21	W	28-14		at Philadelphia	40,000

1998..... 3-2

8/2	L	13-14		at San Francisco	46,374
8/9	L	0-28		Minnesota	54,111
8/17	W	21-3	*	Dallas	106,424
8/22	W	20-17		at Washington	63,781
8/29	W	24-7		Philadelphia	59,001

*at Mexico City

1999..... 1-3

8/13	L	14-20		Washington	53,440
8/21	W	34-14		Dallas	50,816
8/28	L	14-45		at Tampa Bay	64,092
9/2	L	20-23		at Carolina	52,976

2000..... 3-2

7/31	W	20-0	*	San Francisco	22,840
8/4	W	13-10		at Detroit	48,929
8/11	L	20-30		at Washington	67,511
8/20	L	21-31		Tampa Bay	60,292
8/24	W	29-21		Carolina	60,292

*at Canton, Ohio

2001..... 3-1

8/10	W	14-0		N.Y. Giants	60,292
8/18	W	23-8		at Carolina	71,597
8/25	L	3-20		at Tampa Bay	65,444
8/30	W	33-13		Washington	60,292

2002..... 3-1

8/10	L	19-22		at N.Y. Giants	76,359
8/17	W	16-15		Philadelphia	68,436
8/23	W	23-3		Carolina	68,436
8/29	W	28-14		at Washington	70,118

2003..... 4-0

8/7	W	26-6		N.Y. Giants	68,436
8/16	W	20-13		at Washington	68,980
8/22	W	24-12		at Philadelphia	66,279
8/27	W	38-23		Chicago	68,436

2004..... 1-3

8/13	W	24-6		Philadelphia	68,756
8/21	L	3-31		at Cincinnati	50,287
8/28	L	17-20		at Carolina	72,829
9/2	L	0-31		Jacksonville	68,756

2005..... 2-2

8/12	W	23-13		at Cincinnati	55,544
8/18	L	27-37		New Orleans	68,756
8/26	W	27-3		at Green Bay	69,501
9/1	L	3-27		N.Y. Giants	68,756

2006..... 2-2

8/11	L	23-26		at Atlanta	69,283
8/19	W	30-3		Arizona	68,756
8/26	W	41-0		Washington	68,756
8/31	L	23-31		at N.Y. Giants	76,428

2007..... 2-2

8/10	L	10-13		at Tampa Bay	65,130
8/17	L	24-27		Tennessee	68,756
8/24	W	24-7		at Carolina	72,882
8/30	W	27-20		N.Y. Giants	68,756

2008..... 0-4

8/7	L	15-16		Baltimore	68,756
8/17	L	10-27		at Tampa Bay	63,365
8/22	L	17-27		Philadelphia	68,756
8/28	L	14-19		at N.Y. Giants	76,798

2009..... 3-1

8/13	W	27-25		at Philadelphia	69,144
8/20	L	6-7		Cincinnati	68,756
8/28	W	27-24		at Washington	69,384
9/3	W	38-27		N.Y. Giants	68,756

2010..... 2-2

8/12	W	27-24		New Orleans	68,756
8/19	W	28-10		at Atlanta	66,783
8/26	L	35-36		St. Louis	68,756
9/2	L	17-20		at N.Y. Giants	72,146

PATRIOTS IN THE PRESEASON

2011	2-2	2015	2-2	2019	3-1
8/11 W 47-12 Jacksonville	68,756	8/13 L 11-22 Green Bay	66,829	8/8 W 31-3 at Detroit	57,414
8/18 W 31-14 at Tampa Bay	49,313	8/22 W 26-24 at New Orleans	73,004	8/17 W 22-17 at Tennessee	63,362
8/27 L 10-34 at Detroit	58,665	8/28 W 17-16 at Carolina	71,801	8/22 W 10-3 Carolina	65,878
9/1 L 17-18 N.Y. Giants	68,756	9/3 L 9-12 N.Y. Giants	66,829	8/29 L 29-31 N.Y. Giants	65,878
2012	1-3	2016	3-1	2020	0-0
8/9 W 7-6 New Orleans	68,756	8/11 W 34-22 New Orleans	66,829	Due to COVID-19, no preseason games were played in 2020.	
8/20 L 17-27 Philadelphia	68,756	8/18 W 23-22 Chicago	66,809	2021	3-0
8/24 L 28-30 at Tampa Bay	47,440	8/26 W 19-17 at Carolina	73,816	8/12 W 22-13 Washington	65,878
8/29 L 3-6 at N.Y. Giants	75,530	9/1 L 9-17 at N.Y. Giants	73,808	8/19 W 35-0 at Philadelphia	69,796
2013	3-1	2017	1-3	8/29 W 22-20 at N.Y. Giants	68,098
8/9 W 31-22 at Philadelphia	69,144	8/10 L 24-31 Jacksonville	65,878	2022	1-2
8/16 W 25-21 Tampa Bay	68,756	8/19 L 23-27 at Houston	71,504	8/11 L 21-23 N.Y. Giants	65,878
8/22 L 9-40 at Detroit	60,921	8/25 W 30-28 at Detroit	53,621	8/19 W 20-10 Carolina	65,878
8/29 W 28-20 N.Y. Giants	68,756	8/31 L 38-40 N.Y. Giants	65,878	8/26 L 6-23 at Las Vegas	61,323
2014	2-2	2018	3-1	2023	1-2
8/7 L 6-23 at Washington	67,327	8/9 W 26-17 Washington	65,878	8/10 L 9-20 Houston	64,628
8/15 W 42-35 Philadelphia	68,756	8/16 W 37-20 Philadelphia	71,504	8/19 W 21-17 at Green Bay	71,650
8/22 W 30-7 Carolina	68,756	8/24 L 14-25 at Carolina	73,880	8/25 L 7-23 at Tennessee	65,175
8/28 L 13-16 at N.Y. Giants	74,658	8/30 W 17-12 at N.Y. Giants	74,220		

PRESEASON SERIES RECORDS

Team	GP	W	L	T	PCT	PF	PA
Ariz./Phx./St.L. Cardinals	3	2	1	0	.667	51	65
Atlanta Falcons	12	6	6	0	.500	287	282
Baltimore Ravens	1	0	1	0	.000	15	16
Buffalo Bills	13	6	7	0	.462	191	201
Carolina Panthers	12	9	3	0	.750	246	160
Chicago Bears	3	3	0	0	1.000	88	62
Cincinnati Bengals	6	2	4	0	.333	84	104
Cleveland Browns	3	1	2	0	.333	57	52
Dallas Cowboys	5	4	1	0	.800	123	70
Denver Broncos	8	3	5	0	.375	193	176
Detroit Lions	10	4	6	0	.400	183	273
Green Bay Packers	15	8	7	0	.533	270	240
Houston Texans	2	0	2	0	.000	32	47
Indianapolis/Balt. Colts	2	0	2	0	.000	17	67
Jacksonville Jaguars	3	1	2	0	.333	71	74
K.C. Chiefs/Dallas Texans	6	3	3	0	.500	132	112
Las Vegas Oakland/L.A. Raiders	13	5	7	1	.423	275	269
L.A./San Diego Chargers	7	2	5	0	.286	118	178
L.A./St. Louis Rams	9	4	5	0	.444	190	178
Miami Dolphins	2	1	1	0	.500	19	30
Minnesota Vikings	5	3	2	0	.600	105	96
New Orleans Saints	12	8	4	0	.667	261	239
N.Y. Giants	31	11	20	0	.355	554	584
N.Y. Jets/Titans	12	2	10	0	.167	132	298
Philadelphia Eagles	24	14	10	0	.583	534	448
Pittsburgh Steelers	5	1	4	0	.200	66	122
San Francisco 49ers	4	1	3	0	.250	55	51
Seattle Seahawks	2	1	1	0	.500	40	42
Tampa Bay Buccaneers	11	3	8	0	.273	190	302
Tenn. Titans/Houston Oilers	8	1	7	0	.125	110	200
Washington Commanders	23	15	8	0	.652	529	445
TOTALS	272	124	147	1	.478	5,218	5,483

ALL-TIME SERIES STANDINGS

ALL-TIME RECORD VS. OPPONENTS

OVERALL RECORD (REG. SEASON AND PLAYOFFS)

Team	GP	W	L	T	PCT	PF	PA	FIRST	LAST	PLAYOFFS		
								MEETING	MEETING	GP	W	L
Ariz./Phx./St. L. Cardinals	16	9	7	0	.563	326	293	1970	2022	-	-	-
Atlanta Falcons	16	10	6	0	.625	331	335	1972	2021	1	1	0
Baltimore Ravens	16	11	5	0	.688	422	373	1996	2022	4	2	2
Buffalo Bills	129	78	50	1	.609	2,839	2,435	1960	2023	1	2	0
Carolina Panthers	8	4	4	0	.500	198	155	1995	2021	1	1	0
Chicago Bears	15	10	5	0	.667	350	283	1973	2022	1	0	1
Cincinnati Bengals	27	17	10	0	.630	576	553	1968	2022	-	-	-
Cleveland Browns	27	14	13	0	.519	535	483	1971	2022	1	0	1
Dallas Cowboys	15	6	9	0	.400	291	322	1971	2023	-	-	-
Denver Broncos	55	24	31	0	.436	1,211	1,239	1960	2023	5	1	4
Detroit Lions	13	8	5	0	.615	278	249	1971	2022	-	-	-
Green Bay Packers	13	6	7	0	.462	276	320	1973	2022	1	0	1
Houston Texans	14	11	3	0	.796	425	286	2003	2021	2	2	0
Indianapolis/Balt. Colts	84	53	31	0	.631	2,088	1,577	1970	2023	5	4	1
Jacksonville Jaguars	14	12	2	0	.857	397	234	1996	2021	5	4	1
K.C. Chiefs/Dallas Texans	40	16	21	3	.438	844	1,005	1960	2023	2	2	0
Las Vegas/Oakland/L.A. Raiders	38	20	17	1	.539	874	896	1960	2023	3	2	1
L.A./San Diego Chargers	45	27	16	2	.622	1,072	889	1960	2023	4	3	1
L.A./St. Louis Rams	15	9	6	0	.600	310	259	1974	2020	2	2	0
Miami Dolphins	117	55	62	0	.470	2,533	2,490	1966	2023	3	2	1
Minnesota Vikings	14	9	5	0	.643	310	287	1970	2022	-	-	-
New Orleans Saints	16	10	6	0	.625	349	361	1972	2023	-	-	-
N.Y. Giants	14	7	7	0	.500	262	255	1970	2023	2	0	2
N.Y. Jets/Titans	130	74	55	1	.573	3,028	2,588	1960	2023	3	2	1
Philadelphia Eagles	16	7	9	0	.438	363	380	1973	2023	2	1	1
Pittsburgh Steelers	35	19	16	0	.543	790	727	1972	2023	5	4	1
San Francisco 49ers	14	5	9	0	.357	268	355	1971	2020	-	-	-
Seattle Seahawks	19	9	10	0	.474	403	385	1977	2020	1	1	0
Tampa Bay Buccaneers	10	7	3	0	.700	218	126	1976	2021	-	-	-
Tenn. Titans/Hou. Oilers	45	26	18	1	.589	1,118	904	1960	2021	4	2	2
Washington Commanders	12	5	7	0	.417	282	232	1972	2023	-	-	-
Totals	1,042	578	455	9	.560	23,567	21,276	1960		59	37	22

2024 opponents in BOLD

PATRIOTS IN PRIME TIME

The Patriots have played in 150 prime time games (beginning after 7 p.m. ET) and have compiled a 86-64 record in those games.

MONDAY NIGHT (29-28)

ESPN (16-5)

Date	W/L	Score	Opponent
10/30/06	W	31-7	at Minnesota
10/01/07	W	34-13	at Cincinnati
12/03/07	W	27-24	at Baltimore
10/20/08	W	41-7	Denver
09/14/09	W	25-24	Buffalo
11/30/09	L	17-38	at New Orleans
10/04/10	W	41-14	at Miami
12/06/10	W	45-3	N.Y. Jets
09/12/11	W	38-24	at Miami
11/21/11	W	34-3	Kansas City
12/10/12	W	42-14	Houston
11/18/13	L	20-24	at Carolina
09/29/14	L	14-41	at Kansas City
11/23/15	W	20-13	Buffalo
12/12/16	W	30-23	Baltimore
12/11/17	L	20-27	at Miami
10/29/18	W	25-6	at Buffalo
10/21/19	W	33-0	at N.Y. Jets
11/09/20	W	30-27	at N.Y. Jets
12/28/20	L	9-38	Buffalo
12/06/21	W	14-10	at Buffalo
10/24/22	L	14-33	Chicago
12/12/22	W	27-13	at Arizona

CBS (0-1)

Date	W/L	Score	Opponent
10/05/20	L	10-26	at Kansas City

ABC (12-21)

Date	W/L	Score	Opponent
11/06/72	L	17-24	Baltimore
12/01/75	L	7-20	at Miami
10/18/76	W	41-7	N.Y. Jets
09/26/77	L	21-30	at Cleveland
09/18/78	L	27-34	Baltimore
12/18/78	L	3-23	at Miami
09/03/79	L	13-16	Pittsburgh
10/01/79	L	14-27	at Green Bay
09/29/80	W	23-14	Denver
11/10/80	L	34-38	at Houston
12/08/80	L	13-16	at Miami
09/21/81	L	35-21	Dallas
12/16/85	L	27-30	at Miami
12/22/86	W	34-27	at Miami
09/21/87	L	24-43	at N.Y. Jets
12/28/87	W	24-10	at Miami
10/23/95	W	27-14	Buffalo
10/06/97	L	13-34	at Denver
10/27/97	L	10-28	Green Bay
12/22/97	W	14-12	at Miami
09/07/98	L	21-27	at Denver
10/19/98	L	14-24	N.Y. Jets
11/23/98	W	26-23	Miami
11/5/99	L	17-24	N.Y. Jets
09/11/00	L	19-20	at N.Y. Jets
12/04/00	W	30-24	Kansas City
09/09/02	W	30-14	Pittsburgh
12/16/02	L	7-24	at Tennessee
11/03/03	W	30-26	at Denver
11/22/04	W	27-19	at Kansas City
12/20/04	L	28-29	at Miami
11/07/05	L	21-40	Indianapolis
12/26/05	W	31-21	at N.Y. Jets

SUNDAY NIGHT (33-24)

NBC (20-15)

Date	W/L	Score	Opponent
09/24/06	L	7-17	Denver
11/05/06	L	20-27	Indianapolis
09/16/07	W	38-14	San Diego
11/18/07	W	56-10	at Buffalo
11/25/07	W	31-28	Philadelphia
10/12/08	L	10-30	at San Diego
11/02/08	L	15-18	at Indianapolis
11/15/09	L	34-35	at Indianapolis
11/14/10	W	39-26	at Pittsburgh
12/19/10	W	31-27	Green Bay
11/13/11	W	37-16	at N.Y. Jets
09/23/12	L	30-31	at Baltimore
12/16/12	L	34-41	San Francisco
09/29/13	W	30-23	at Atlanta
11/24/13	W	34-31	Denver
10/05/14	W	43-17	Cincinnati
11/16/14	W	42-20	at Indianapolis
12/07/14	W	23-14	at San Diego
10/18/15	W	34-27	at Indianapolis
11/29/15	L	24-30	at Denver
12/13/15	W	27-6	at Houston
09/11/16	W	23-21	at Arizona
11/13/16	L	24-31	Seattle
10/22/17	W	23-7	Atlanta
11/12/17	W	41-16	at Denver
09/23/18	L	10-26	at Detroit
10/14/18	W	43-40	Kansas City
11/04/18	W	31-17	Green Bay
09/08/19	W	33-3	Pittsburgh
11/03/19	L	20-37	at Baltimore
12/01/19	L	22-28	at Houston
09/20/20	L	30-35	at Seattle
11/15/20	W	23-17	Baltimore
10/03/21	L	17-19	Tampa Bay
09/17/23	L	17-24	Miami

ESPN (9-6)

Date	W/L	Score	Opponent
11/08/87	L	10-17	at N.Y. Giants
11/20/88	W	6-3	at Miami
12/10/89	L	10-31	at Miami
11/10/91	L	20-30	at Miami
11/27/94	W	12-10	at Indianapolis
12/01/96	W	45-7	at San Diego
09/13/98	W	29-6	Indianapolis
09/26/99	W	16-14	N.Y. Giants
12/05/99	W	13-6	Dallas
11/18/01	L	17-24	St. Louis
11/17/02	L	20-27	at Oakland
12/22/02	L	17-30	N.Y. Jets
11/16/03	W	12-0	Dallas
11/14/04	W	29-6	Buffalo
10/30/05	W	21-16	Buffalo

TNT (2-3)

Date	W/L	Score	Opponent
10/04/92	L	21-30	at N.Y. Jets
09/26/93	L	7-45	at N.Y. Jets
10/08/95	L	3-37	Denver
10/27/96	W	28-25	Buffalo
09/14/97	W	27-24	N.Y. Jets

ABC (1-0)

Date	W/L	Score	Opponent
09/24/78	W	21-14	at Oakland

NFLN (1-0)

Date	W/L	Score	Opponent
12/24/23	W	26-23	at Denver

THURSDAY NIGHT (14-7)

NBC (2-2)

Date	W/L	Score	Opponent
11/22/12	W	49-19	at N.Y. Jets
09/10/15	W	28-21	Pittsburgh
09/07/17	L	27-42	Kansas City
11/24/22	L	26-33	at Minnesota

ABC (3-1)

Date	W/L	Score	Opponent
11/29/79	L	24-39	at Miami
09/11/86	W	20-6	at N.Y. Jets
09/09/04	W	27-24	Indianapolis
09/08/05	W	30-20	Oakland

NFL NETWORK/CBS (5-1)

Date	W/L	Score	Opponent
11/13/08	L	31-34	N.Y. Jets
09/22/13	W	13-10	N.Y. Jets
10/16/14	W	27-25	N.Y. Jets
10/29/15	W	36-7	Miami
09/22/16	W	27-0	Houston
10/05/17	W	19-14	at Tampa Bay

NFL NETWORK/FOX (4-1)

Date	W/L	Score	Opponent
10/04/18	W	38-24	Indianapolis
10/10/19	W	35-14	N.Y. Giants
12/10/20	L	3-24	at L.A. Rams
11/18/21	W	25-0	at Atlanta
12/07/23	W	21-18	at Pittsburgh

TNT (0-1)

Date	W/L	Score	Opponent
10/18/90	L	10-17	at Miami

PRIME VIDEO (0-1)

12/01/22	L	10-24	Buffalo
----------	---	-------	---------

SATURDAY NIGHT (2-2)

ESPN (1-1)

Date	W/L	Score	Opponent
12/23/95	L	7-10	at Indianapolis
12/20/03	W	21-16	at N.Y. Jets

NFL NETWORK (1-1)

Date	W/L	Score	Opponent
12/29/07	W	38-35	at N.Y. Giants
12/18/21	L	17-27	at Indianapolis

PRIME-TIME PLAYOFF GAMES (8-3)

All 11 games played on Saturdays

CBS (7-2)

Date	W/L	Score	Opponent
01/19/02	W	16-13	Oakland
01/10/04	W	17-14	Tennessee
01/14/06	L	13-27	at Denver
01/12/08	W	31-20	Jacksonville
01/14/12	W	45-10	Denver
01/11/14	W	43-22	Indianapolis
01/14/17	W	34-16	Houston
01/13/18	W	35-14	Tennessee
01/04/20	L	13-20	Tennessee
01/15/22	L	17-47	at Buffalo

ABC (1-0)

Date	W/L	Score	Opponent
01/07/06	W	28-3	Jacksonville

RESULTS

SERIES RESULTS

(Includes playoff games)

ARIZONA CARDINALS

Patriots 9, Cardinals 7

11/08/70	L	0-31	A
11/02/75	L	17-24	A
09/10/78	W	16-6	A
11/29/81	L	20-27	H
12/02/84	L	10-33	H
11/25/90	L	14-34	A
09/29/91	L	10-24	A
10/10/93	W	23-21	A
09/15/96	W	31-0	H
10/31/99	W	27-3	A
09/19/04	W	23-12	A
12/21/08	W	47-7	H
09/16/12	L	18-20	H
09/11/16	W	23-21	A
11/29/20	W	20-17	H
12/12/22	W	27-13	A

Note: Franchise located in St. Louis from 1960-87; named Phoenix Cardinals from 1988-94.

ATLANTA FALCONS

Patriots 10, Falcons 6

09/24/72	W	21-20	H
12/04/77	W	16-10	A
09/14/80	L	21-37	H
10/30/83	L	13-24	A
11/02/86	W	25-17	H
10/15/89	L	15-16	A
11/29/92	L	0-34	A
10/01/95	L	17-30	A
11/08/98	L	10-41	H
11/04/01	W	24-10	A
10/09/05	W	31-28	A
09/27/09	W	26-10	H
09/29/13	W	30-23	A
02/05/17*	W	34-28	OT N
10/22/17	W	23-7	H
11/08/21	W	25-0	A

* = Super Bowl LI

BALTIMORE RAVENS

Patriots 11, Ravens 5

10/06/96	W	46-38	A
01/02/00	W	20-3	H
11/28/04	W	24-3	H
12/03/07	W	27-24	A
10/04/09	W	27-21	H
01/10/10*	L	14-33	H
10/17/10	W	23-20	OT H
01/22/12*	W	23-20	H
09/23/12	L	30-31	A
01/20/13*	L	13-28	H
12/22/13	W	41-7	A
01/10/15*	W	35-31	H
12/12/16	W	30-23	H
11/03/19	L	20-37	A
11/15/20	W	23-17	H
09/25/22	L	26-37	H

* = Playoffs

BUFFALO BILLS

Patriots 78, Bills 50 (1 Tie)

09/23/60	L	0-13	H
12/04/60	L	14-38	A
09/23/61	W	23-21	A
10/22/61	W	52-21	H
11/03/62	T	28-28	A
11/23/62	W	21-10	H
10/26/63	L	21-28	A
12/01/63	W	17-7	H
12/28/63*	W	26-8	A
11/15/64	W	36-28	A
12/20/64	L	14-24	H
09/11/65	L	7-24	A
11/07/65	L	7-23	H
10/08/66	W	20-10	A
12/04/66	W	14-3	H
09/24/67	W	23-0	A
12/09/67	L	16-44	H
09/08/68	W	16-7	A
10/20/68	W	23-6	H
10/11/69	L	16-23	A
11/23/69	W	35-21	H
11/01/70	L	10-45	H
11/29/70	W	14-10	A
11/14/71	W	38-33	H
11/28/71	L	20-27	A
10/08/72	L	14-38	A
11/19/72	L	24-27	H
09/16/73	L	13-31	H
12/09/73	L	13-37	A
10/20/74	L	28-30	A
11/03/74	L	28-29	H
11/23/75	L	31-45	A
12/14/75	L	14-34	H
10/24/76	W	26-22	A
11/07/76	W	20-10	H
11/06/77	L	14-24	H
11/20/77	W	20-7	A
11/05/78	W	14-10	A
12/10/78	W	26-24	H
11/04/79	W	26-6	A
11/25/79	L	13-16	OT H
10/26/80	L	13-31	A
12/14/80	W	24-2	H
11/22/81	L	17-20	A
12/13/81	L	10-19	H
01/02/83	W	30-19	H
10/23/83	W	31-0	A
11/06/83	W	21-7	H
09/02/84	W	21-17	A
11/11/84	W	38-10	H
09/22/85	W	17-14	A
10/13/85	W	14-3	H
10/26/86	W	23-3	A
11/23/86	W	22-19	H
10/11/87	W	14-7	H
12/20/87	W	13-7	A
09/18/88	L	14-16	H
10/23/88	L	20-23	A
10/01/89	L	10-31	A
11/19/89	W	33-24	H
10/28/90	L	10-27	H
11/18/90	L	0-14	A
11/03/91	L	17-22	A

11/24/91	W	16-13	H
09/27/92	L	7-41	H
11/01/92	L	7-16	A
09/05/93	L	14-38	A
11/07/93	L	10-13	OT H
09/11/94	L	35-38	H
12/18/94	W	41-17	A
10/23/95	W	27-14	H
11/26/95	W	35-25	A
09/08/96	L	10-17	A
10/27/96	W	28-25	H
10/12/97	W	33-6	H
11/09/97	W	31-10	A
11/15/98	L	10-13	A
11/29/98	W	25-21	H
11/28/99	L	7-17	A
12/26/99	L	10-13	OT H
11/05/00	L	13-16	OT H
12/17/00	W	13-10	OT A
11/11/01	W	21-11	H
12/16/01	W	12-9	OT A
11/03/02	W	38-7	A
12/08/02	W	27-17	H
09/07/03	L	0-31	A
12/27/03	W	31-0	H
10/03/04	W	31-17	A
11/14/04	W	29-6	H
10/30/05	W	21-16	H
12/11/05	W	35-7	A
09/10/06	W	19-17	H
10/22/06	W	28-6	A
09/23/07	W	38-7	H
11/18/07	W	56-10	A
11/09/08	W	20-10	H
12/28/08	W	13-0	A
09/14/09	W	25-24	H
12/20/09	W	17-10	A
09/26/10	W	38-30	H
12/26/10	W	34-3	A
09/25/11	L	31-34	A
01/01/12	W	49-21	H
09/30/12	W	52-28	A
11/11/12	W	37-31	H
09/08/13	W	23-21	A
12/29/13	W	34-20	H
10/12/14	W	37-22	A
12/28/14	L	9-17	H
09/20/15	W	40-32	A
11/23/15	W	20-13	H
10/02/16	L	0-16	H
10/30/16	W	41-25	A
12/03/17	W	23-3	A
12/24/17	W	37-16	H
10/29/18	W	25-6	A
12/23/18	W	24-12	H
09/29/19	W	16-10	A
12/21/19	W	24-17	H
11/01/20	L	21-24	A
12/28/20	L	9-38	H
12/06/21	W	14-10	A
12/26/21	L	21-33	H
01/15/22*	L	17-47	A
12/01/22	L	10-24	H
01/08/23	L	23-35	A
10/22/23	W	29-25	H
12/31/23	L	21-27	A

* = Playoffs

SERIES RESULTS

CAROLINA PANTHERS

Patriots 4, Panthers 4

10/29/95	L	17-20	OT	H
01/06/02	W	38-6		A
02/01/04*	W	32-29		N
09/18/05	L	17-27		A
12/13/09	W	20-10		H
11/18/13	L	20-24		A
10/01/17	L	30-33		H
11/70/21	W	24-6		A

* = Super Bowl XXXVIII

CHICAGO BEARS

Patriots 10, Bears 5

10/21/73	W	13-10		A
10/14/79	W	27-7		A
12/05/82	L	13-26		A
09/15/85	L	7-20		A
01/26/86*	L	10-46		N
10/30/88	W	30-7		H
12/24/94	W	13-3		A
09/21/97	W	31-3		H
12/10/00	L	17-24		A
11/10/02	W	33-30		A
11/26/06	W	17-13		H
12/12/10	W	36-7		A
10/26/14	W	51-23		H
10/21/18	W	38-31		A
10/24/22	L	14-33		H

Note: The game on Nov. 10, 2002 was played in Champaign, Ill.

* = Super Bowl XX

CINCINNATI BENGALS

Patriots 17, Bengals 10

12/01/68	W	33-14		H
11/16/69	W	25-14		A
12/20/70	L	7-45		A
09/17/72	L	7-31		H
10/12/75	L	10-27		A
10/15/78	W	10-3		A
09/16/79	W	20-14		A
10/14/84	W	20-14		H
12/22/85	W	34-23		H
12/07/86	L	7-31		H
10/16/88	W	27-21		H
09/23/90	L	7-41		A
12/22/91	L	7-29		A
12/20/92	L	10-20		A
12/12/93	W	7-2		H
09/18/94	W	31-28		A
11/19/00	W	16-13		H
09/09/01	L	17-23		A
12/12/04	W	35-28		H
10/01/06	W	38-13		A
10/01/07	W	34-13		A
09/12/10	W	38-24		H
10/06/13	L	6-13		A
10/05/14	W	43-17		H
10/16/16	W	35-17		H
12/15/19	W	34-13		A
12/24/22	L	18-22		H

CLEVELAND BROWNS

Patriots 14, Browns 13

11/21/71	L	7-27		A
11/10/74	L	14-21		H
09/26/77	L	27-30	OT	A
09/07/80	W	34-17		H
11/21/82	L	7-10		A
11/20/83	L	0-30		H
10/07/84	W	17-16		A
10/06/85	L	20-24		A
10/04/87	L	10-20		H
09/08/91	L	0-20		H
10/25/92	L	17-19		H
12/19/93	W	20-17		A
11/06/94	L	6-13		A
01/01/95*	L	13-20		A
09/03/95	W	17-14		H
10/03/99	W	19-7		A
11/12/00	L	11-19		A
12/09/01	W	27-16		H
10/26/03	W	9-3		H
12/05/04	W	42-15		A
10/07/07	W	34-17		H
11/07/10	L	14-34		A
12/08/13	W	27-26		H
10/09/16	W	33-13		A
10/27/19	W	27-13		H
11/14/21	W	45-7		H
10/16/22	W	38-15		A

* = Playoffs

DALLAS COWBOYS

Cowboys 9, Patriots 6

10/24/71	L	21-44		A
11/16/75	L	31-34		H
12/03/78	L	10-17		A
09/21/81	L	21-35		H
11/22/84**	L	17-20		A
11/15/87	L	17-23	OT	H
12/15/96	L	6-12		A
12/05/99	W	13-6		H
11/16/03	W	12-0		H
10/14/07	W	48-27		A
10/16/11	W	20-16		H
10/11/15	W	30-6		A
11/24/19	W	13-9		H
10/17/21	L	29-35	OT	H
10/01/23	L	3-38		A

** = Thanksgiving

DENVER BRONCOS

Broncos 31, Patriots 24

09/09/60	L	10-13		H
10/23/60	L	24-31		A
09/16/61	W	45-17		H
12/03/61	W	28-24		A
09/21/62	W	41-16		H
11/11/62	W	33-29		A
09/29/63	L	10-14		A
10/18/63	W	40-21		H
10/04/64	W	39-10		A
11/20/64	W	12-7		H
09/24/65	L	10-27		H
12/12/65	W	28-20		A
09/18/66	W	24-10		A
11/06/66	L	10-17		H
09/03/67	L	21-26		A
09/29/68	W	20-17		A
11/03/68	L	14-35		H
09/14/69	L	7-35		A
12/17/72	L	21-45		A
11/28/76	W	38-14		H
11/11/79	L	10-45		A
09/29/80	W	23-14		H
11/04/84	L	19-26		A
09/28/86	L	20-27		A
01/04/87*	L	17-22		A
12/06/87	L	20-31		A
12/17/88	L	10-21		A
10/27/91	L	6-9		H
12/01/91	L	3-20		A
10/08/95	L	3-37		H
11/17/96	L	8-34		H
10/06/97	L	13-34		A
09/07/98	L	21-27		A
10/24/99	W	24-23		H
10/01/00	W	28-19		A
10/28/01	L	20-31		A
10/27/02	L	16-24		H
11/03/03	W	30-26		A
10/16/05	L	20-28		A
01/14/06*	L	13-27		A
09/24/06	L	7-17		H
10/20/08	W	41-7		H
10/11/09	L	17-20	OT	A
12/18/11	W	41-23		A
01/14/12*	W	45-10		H
10/07/12	W	31-21		H
11/24/13	W	34-31	OT	H
01/19/14*	L	16-26		A
11/02/14	W	43-21		H
11/29/15	L	24-30	OT	A
01/24/16*	L	18-20		A
12/18/16	W	16-3		A
11/12/17	W	41-16		A
10/18/20	L	12-18		H
12/24/23	W	26-23		A

* = Playoffs

SERIES RESULTS

DETROIT LIONS

Patriots 8, Lions 5

09/26/71	L	7-34	H
10/10/76	L	10-30	A
10/07/79	W	24-17	H
12/08/85	W	23-6	H
09/12/93	L	16-19	OT H
09/25/94	W	23-17	A
11/23/00**	L	9-34	A
11/28/02**	W	20-12	A
12/03/06	W	28-21	H
11/25/10**	W	45-24	A
11/23/14	W	34-9	H
09/23/18	L	10-26	A
10/09/22	W	29-0	H

** = Thanksgiving

GREEN BAY PACKERS

Packers 7, Patriots 6

11/18/73	W	33-24	H
10/01/79	L	14-27	A
09/08/85	W	26-20	H
10/09/88	L	3-45	A
10/02/94	W	17-16	H
01/26/97*	L	21-35	N
10/27/97	L	10-28	H
10/13/02	L	10-28	H
11/19/06	W	35-0	A
12/19/10	W	31-27	H
11/30/14	L	21-26	A
11/04/18	W	31-17	H
10/02/22	L	24-27	OT A

Note: 1988 game was played in Milwaukee.

* = Super Bowl XXXI

HOUSTON TEXANS

Patriots 11, Texans 3

11/23/03	W	23-20	OT A
12/17/06	W	40-7	H
01/03/10	L	27-34	A
12/10/12	W	42-14	H
01/13/13*	W	41-28	H
12/01/13	W	34-31	A
12/13/15	W	27-6	A
09/22/16	W	27-0	H
01/14/17*	W	34-16	H
09/24/17	W	36-33	H
09/09/18	W	27-20	H
12/01/19	L	22-28	A
11/22/20	L	20-27	A
10/10/21	W	25-22	A

* = Playoffs

INDIANAPOLIS COLTS

Patriots 53, Colts 31

10/04/70	L	6-14	H
10/25/70	L	3-27	A
10/03/71	L	3-23	H
12/19/71	W	21-17	A
11/06/72	L	17-24	H
11/26/72	L	0-31	A
10/07/73	W	24-16	H
12/16/73	L	13-18	A
10/06/74	W	42-3	H
11/24/74	W	27-17	A
10/19/75	W	21-10	H
12/21/75	L	21-34	A
09/12/76	L	13-27	H
11/14/76	W	21-14	A
10/23/77	W	17-3	H
12/18/77	L	24-30	A
09/18/78	L	27-34	H
11/26/78	W	35-14	A
10/10/79	L	26-31	A
11/18/79	W	50-21	H
10/19/80	W	37-21	A
11/23/80	W	47-21	H
09/06/81	L	28-29	H
12/20/81	L	21-23	A
09/12/82	W	24-13	A
09/04/83	L	23-29	OT H
10/09/83	L	7-12	A
11/18/84	W	50-17	A
12/16/84	W	16-10	H
11/10/85	W	34-15	H
12/01/85	W	38-31	A
09/07/86	W	33-3	H
11/09/86	W	30-21	A
10/25/87	L	16-30	A
11/22/87	W	24-0	H
10/02/88	W	21-17	H
11/27/88	L	21-24	A
10/29/89	W	23-20	OT A
12/03/89	W	22-16	H
09/16/90	W	16-14	A
11/11/90	L	10-13	H
09/01/91	W	16-7	A
12/08/91	W	23-17	H
11/15/92	W	37-34	OT H
12/06/92	L	0-6	H
10/31/93	L	6-9	A
12/26/93	W	38-0	H
11/27/94	W	12-10	A
12/11/94	W	28-13	H
11/19/95	L	10-24	H
12/23/95	L	7-10	A
10/20/96	W	27-9	A
11/24/96	W	27-13	H
09/07/97	W	31-6	A
11/30/97	W	20-17	H
09/13/98	W	29-6	H
11/01/98	W	21-16	A

09/19/99	W	31-28	H
12/12/99	L	15-20	A
10/08/00	W	24-16	H
10/22/00	L	23-30	A
09/30/01	W	44-13	H
10/21/01	W	38-17	A
11/30/03	W	38-34	A
01/18/04*	W	24-14	H
09/09/04	W	27-24	H
01/16/05*	W	20-3	H
11/07/05	L	21-40	H
11/05/06	L	20-27	H
01/21/07*	L	34-38	A
11/04/07	W	24-20	A
11/02/08	L	15-18	A
11/15/09	L	34-35	A
11/21/10	W	31-28	H
12/04/11	W	31-24	H
11/18/12	W	59-24	H
01/11/14*	W	43-22	H
11/16/14	W	42-20	A
01/18/15*	W	45-7	H
10/18/15	W	34-27	A
10/04/18	W	38-24	H
12/18/21	L	17-27	A
11/06/22	W	26-3	H
11/12/23	L	6-10	H

Note: Franchise located in Baltimore from 1947-83

* = Playoffs

^ = Played in Frankfurt, Germany

JACKSONVILLE JAGUARS

Patriots 12, Jaguars 2

09/22/96	W	28-25	OT H
01/12/97*	W	20-6	H
12/07/97	W	26-20	A
01/03/99*	L	10-25	A
12/14/03	W	27-13	H
01/07/06*	W	28-3	H
12/24/06	W	24-21	A
01/12/08*	W	31-20	H
12/27/09	W	35-7	H
12/23/12	W	23-16	A
09/27/15	W	51-17	H
01/21/18*	W	24-20	H
09/16/18	L	20-31	A
01/02/22	W	50-10	H

* = Playoffs

SERIES RESULTS

KANSAS CITY CHIEFS

Chiefs 21, Patriots 16 (3 Ties)

11/18/60	W	42-14	H
12/11/60	L	0-34	A
10/29/61	W	18-17	A
11/03/61	W	28-21	H
09/08/62	L	28-42	A
10/12/62	L	7-27	H
11/17/63	T	24-24	H
12/14/63	L	3-35	A
10/23/64	W	24-7	H
12/06/64	W	31-24	A
10/03/65	L	17-27	A
11/21/65	T	10-10	H
09/25/66	L	24-43	H
11/20/66	T	27-27	A
11/12/67	L	10-33	H
11/17/68	L	17-31	A
09/21/69	L	0-31	H
10/11/70	L	10-23	A
09/23/73	L	7-10	H
09/18/77	W	21-17	H
10/04/81	W	33-17	H
12/02/90	L	7-37	H
12/13/92	L	20-27	A
10/15/95	L	26-31	A
10/11/98	W	40-10	H
10/10/99	L	14-16	A
12/04/00	W	30-24	H
09/22/02	W	41-38	OT H
11/22/04	W	27-19	A
11/27/05	L	16-26	A
09/07/08	W	17-10	H
11/21/11	W	34-3	H
09/29/14	L	14-41	A
01/16/16*	W	27-20	H
09/07/17	L	27-42	H
10/14/18	W	43-40	H
01/20/19*	W	37-31	OT A
12/08/19	L	16-23	H
10/05/20	L	10-26	A
12/17/23	L	17-27	H

Note: Franchise located in Dallas (as Dallas Texans) from 1960-62.

* = Playoffs

LAS VEGAS RAIDERS

Patriots 20, Raiders 17 (1 Tie)

10/16/60	L	14-27	A
11/04/60	W	34-28	H
11/17/61	W	20-17	H
12/09/61	W	35-21	A
10/26/62	W	26-16	H
12/16/62	L	0-20	A
09/22/63	W	20-14	A
10/11/63	W	20-14	H
09/13/64	W	17-14	A
10/16/64	T	43-43	H
10/08/65	L	10-24	H

10/24/65	L	21-30	A
10/30/66	W	24-21	H
09/17/67	L	7-35	A
10/22/67	L	14-48	H
10/06/68	L	10-41	A
09/28/69	L	23-38	H
09/19/71	W	20-6	H
12/01/74	L	26-41	A
10/03/76	W	48-17	H
12/18/76*	L	21-24	A
09/24/78	W	21-14	A
11/01/81	L	17-27	A
09/29/85	L	20-35	H
01/05/86*	W	27-20	A
11/01/87	W	26-23	H
11/26/89	L	21-24	A
10/09/94	L	17-21	H
01/19/02*	W	16-13	OT H
11/17/02	L	20-27	H
09/08/05	W	30-20	H
12/14/08	W	49-26	A
10/02/11	W	31-19	A
09/21/14	W	16-9	H
11/19/17**	W	33-8	A
09/27/20	W	36-20	H
12/18/22	L	24-30	A
10/15/23	L	17-21	A

Notes: Franchise located in Oakland from 1960-81 and 1995-2019. Located in Los Angeles from 1982-94. The games on Oct. 16, 1960, and Dec. 9, 1961, were played in San Francisco. The game on Nov. 19, 2017 was played in Estadio Azteca in Mexico City.

* = Playoffs

** Played in Mexico City

LOS ANGELES CHARGERS

Patriots 27, Chargers 16 (2 Ties)

10/08/60	W	35-0	A
10/28/60	L	16-45	H
10/07/61	L	27-38	H
12/17/61	W	41-0	A
10/19/62	W	24-20	H
12/09/62	W	20-14	A
09/14/63	L	13-17	A
11/10/63	L	6-7	H
01/05/64*	L	10-51	A
09/20/64	W	33-28	A
10/09/64	L	17-26	H
10/17/65	T	13-13	H
10/31/65	W	22-6	A
09/10/66	L	0-24	A
10/23/66	W	35-17	H
09/09/67	L	14-28	A
10/08/67	T	31-31	A
11/10/68	L	17-27	H
10/19/69	L	10-13	H
12/07/69	L	18-28	A
11/15/70	L	14-16	H
12/02/73	W	30-14	H
11/09/75	W	33-19	A

10/16/77	W	24-20	A
10/01/78	W	28-23	H
09/23/79	W	27-21	H
10/16/83	W	37-21	H
11/20/94	W	23-17	H
12/01/96	W	45-7	A
08/31/97	W	41-7	H
10/14/01	W	29-26	OT H
09/29/02	L	14-21	A
10/02/05	L	17-41	H
01/14/07*	W	24-21	A
09/16/07	W	38-14	H
01/20/08*	W	21-12	H
10/12/08	L	10-30	A
10/24/10	W	23-20	A
09/18/11	W	35-21	H
12/07/14	W	23-14	A
10/29/17	W	21-13	H
01/13/19*	W	41-28	H
12/06/20	W	45-0	A
10/31/21	W	27-24	A
12/03/23	L	0-6	H

Note: Franchise located in Los Angeles in 1960. Located in San Diego from 1961-2016.

* = Playoffs

LOS ANGELES RAMS

Patriots 9, Rams 6

09/29/74	W	20-14	H
11/16/80	L	14-17	H
12/11/83	W	21-7	A
11/16/86	W	30-28	A
12/24/89	L	20-24	H
09/13/92	L	0-14	A
12/13/98	L	18-32	A
11/18/01	L	17-24	H
02/03/02*	W	20-17	N
11/07/04	W	40-22	A
10/26/08	W	23-16	H
10/28/12^	W	45-7	A
12/04/16	W	26-10	H
02/03/19**	W	13-3	N
12/10/20	L	3-24	A

Note: Franchise located in Los Angeles from 1946-94. Located in St. Louis from 1995-2015.

* = Super Bowl XXXVI

** = Super Bowl LIII

^ = played in London

SERIES RESULTS

MIAMI DOLPHINS

Dolphins 62, Patriots 55

11/27/66	W	20-14	A
10/15/67	W	41-10	H
12/17/67	L	32-41	A
11/24/68	L	10-34	H
12/08/68	L	7-38	A
11/09/69	L	16-17	H
11/30/69	W	38-23	A
09/20/70	W	27-14	H
12/06/70	L	20-37	A
10/17/71	L	3-41	A
12/05/71	W	34-13	H
11/12/72	L	0-52	A
12/03/72	L	21-37	H
09/30/73	L	23-44	A
10/28/73	L	14-30	H
09/15/74	W	34-24	H
12/15/74	L	27-34	A
09/28/75	L	14-22	H
12/01/75	L	7-20	A
09/19/76	W	30-14	H
10/31/76	L	3-10	A
11/13/77	L	5-17	A
12/11/77	W	14-10	H
10/22/78	W	33-24	H
12/18/78	L	3-23	A
10/21/79	W	28-13	H
11/29/79	L	24-39	A
10/12/80	W	34-0	H
12/08/80	L	13-16	OT A
11/08/81	L	27-30	OT H
12/06/81	L	14-24	A
12/12/82	W	3-0	H
01/08/83*	L	13-28	A
09/11/83	L	24-34	A
11/13/83	W	17-6	H
09/09/84	L	7-28	A
10/21/84	L	24-44	H
11/03/85	W	17-13	H
12/16/85	L	27-30	A
01/12/86*	W	31-14	A
10/05/86	W	34-7	H
12/22/86	W	34-27	A
09/13/87	W	28-21	H
12/28/87	W	24-10	A
11/06/88	W	21-10	H
11/20/88	W	6-3	A
09/17/89	L	10-24	H
12/10/89	L	10-31	A
09/09/90	L	24-27	H
10/18/90	L	10-17	A
10/06/91	L	10-20	H
11/10/91	L	20-30	A
10/18/92	L	17-38	A
12/27/92	L	13-16	OT A
11/21/93	L	13-17	OT H
01/02/94	W	33-27	OT H
09/04/94	L	35-39	A
10/30/94	L	3-23	H
09/10/95	L	3-20	H

11/12/95	W	34-17	A
09/01/96	L	10-24	A
11/03/96	W	42-23	H
11/23/97	W	27-24	H
12/22/97	W	14-12	A
12/28/97*	W	17-3	H
10/25/98	L	9-12	OT A
11/23/98	W	26-23	H
10/17/99	L	30-31	H
11/21/99	L	17-27	A
09/24/00	L	3-10	A
12/24/00	L	24-27	H
10/07/01	L	10-30	A
12/22/01	W	20-13	H
10/06/02	L	13-26	A
12/29/02	W	27-24	OT H
10/19/03	W	19-13	OT H
12/07/03	W	12-0	H
10/10/04	W	24-10	H
12/20/04	L	28-29	A
11/13/05	W	23-16	A
01/01/06	L	26-28	H
10/08/06	W	20-10	H
12/10/06	L	0-21	A
10/21/07	W	49-28	A
12/23/07	W	28-7	H
09/21/08	L	13-38	H
11/23/08	W	48-28	A
11/08/09	W	27-17	H
12/06/09	L	21-22	A
10/04/10	W	41-14	A
01/02/11	W	38-7	H
09/12/11	W	38-24	A
12/24/11	W	27-24	H
12/02/12	W	23-16	A
12/30/12	W	28-0	H
10/27/13	W	27-17	H
12/15/13	L	20-24	A
09/07/14	L	20-33	A
12/14/14	W	41-13	H
10/29/15	W	36-7	H
01/03/16	L	10-20	A
09/18/16	W	31-24	H
01/01/17	W	35-14	A
11/26/17	W	35-17	H
12/11/17	L	20-27	A
09/30/18	W	38-7	H
12/09/18	L	33-34	A
09/15/19	W	43-0	A
12/29/19	L	24-27	H
09/13/20	W	21-11	H
12/20/20	L	12-22	A
09/12/21	L	16-17	H
01/09/22	L	24-33	A
09/11/22	L	7-20	A
01/01/23	W	23-21	H
09/17/23	L	17-24	H
10/29/23	L	17-31	A

Notes: Game on 11/30/69 played in Tampa, Fla.
* = Playoffs

MINNESOTA VIKINGS

Patriots 9, Vikings 5

12/13/70	L	14-35	H
10/27/74	W	17-14	A
12/16/79	W	27-23	H
09/11/88	L	6-36	A
10/20/91	W	26-23	OT H
11/13/94	W	26-20	OT H
11/02/97	L	18-23	A
09/17/00	L	13-21	H
11/24/02	W	24-17	H
10/30/06	W	31-7	A
10/31/10	W	28-18	H
09/14/14	W	30-7	A
12/02/18	W	24-10	H
11/24/22**	L	26-33	A

** = Thanksgiving

NEW ORLEANS SAINTS

Patriots 10, Saints 6

12/10/72	W	17-10	A
12/05/76	W	27-6	H
12/21/80	W	38-27	A
12/04/83	W	7-0	H
11/30/86	W	21-20	A
11/12/89	L	24-28	H
11/08/92	L	14-31	H
12/03/95	L	17-31	H
10/04/98	W	30-27	A
11/25/01	W	34-17	H
11/20/05	W	24-17	H
11/30/09	L	17-38	A
10/13/13	W	30-27	H
09/17/17	W	36-20	A
09/26/21	L	13-28	H
10/08/23	L	0-34	H

NEW YORK GIANTS

Patriots 7, Giants 7

10/18/70	L	0-16	H
09/22/74	W	28-20	A
11/08/87	L	10-17	A
12/30/90	L	10-13	H
12/21/96	W	23-22	A
09/26/99	W	16-14	H
10/12/03	W	17-6	H
12/29/07	W	38-35	A
02/03/08*	L	14-17	N
11/06/11	L	20-24	H
02/05/12**	L	17-21	N
11/15/15	W	27-26	A
10/10/19	W	35-14	H
11/26/23	L	7-10	A

* = Super Bowl XLII

** = Super Bowl XLVII

SERIES RESULTS

NEW YORK JETS

Patriots 74, Jets 55 (1 Tie)

09/16/60	W	28-24	A
11/11/60	W	38-21	H
09/09/61	L	20-21	H
10/01/61	L	30-37	A
10/06/62	W	43-14	A
11/30/62	W	24-17	H
09/08/63	W	38-14	H
10/05/63	L	24-31	A
09/27/64	W	26-10	H
10/31/64	L	14-35	A
11/14/65	L	20-30	H
11/28/65	W	27-23	A
10/02/66	T	24-24	H
12/17/66	L	28-38	A
10/29/67	L	23-30	A
11/19/67	L	24-29	H
09/22/68	L	31-47	H
10/27/68	L	14-48	A
10/05/69	L	14-23	H
10/26/69	L	17-23	A
09/27/70	L	21-31	H
11/22/70	L	3-17	A
10/10/71	W	20-0	H
12/12/71	L	6-13	A
10/15/72	L	13-41	H
10/29/72	L	10-34	A
10/14/73	L	7-9	H
11/11/73	L	13-33	A
10/13/74	W	24-0	A
11/17/74	L	16-21	H
10/05/75	L	7-36	A
12/07/75	L	28-30	H
10/18/76	W	41-7	H
11/21/76	W	38-24	A
10/02/77	L	27-30	A
10/30/77	W	24-13	H
10/29/78	W	55-21	H
11/19/78	W	19-17	A
09/09/79	W	56-3	H
12/09/79	L	26-27	A
10/05/80	W	21-11	A
11/02/80	W	34-21	H
10/11/81	L	24-28	A
11/15/81	L	6-17	H
09/19/82	L	7-31	H
09/18/83	W	23-13	H
11/27/83	L	3-26	A
09/30/84	W	28-21	A
10/28/84	W	30-20	H
10/20/85	W	20-13	H
11/24/85	L	13-16	OT A
12/28/85*	W	26-14	A
09/11/86	W	20-6	A
10/12/86	L	24-31	H
09/21/87	L	24-43	A
12/13/87	W	42-20	H

09/04/88	W	28-3	H
11/13/88	W	14-13	A
09/10/89	W	27-24	A
11/05/89	L	26-27	H
09/30/90	L	13-37	H
12/23/90	L	7-42	A
11/17/91	L	21-28	H
12/15/91	W	6-3	A
10/04/92	L	21-30	A
11/22/92	W	24-3	H
09/26/93	L	7-45	A
11/28/93	L	0-6	H
10/16/94	L	17-24	A
12/04/94	W	24-13	H
11/05/95	W	20-7	A
12/10/95	W	31-28	H
11/10/96	W	31-27	A
12/08/96	W	34-10	H
09/14/97	W	27-24	OT H
10/19/97	L	19-24	A
10/19/98	L	14-24	H
12/27/98	L	10-31	A
09/12/99	W	30-28	A
11/15/99	L	17-24	H
09/11/00	L	19-20	A
10/15/00	L	17-34	H
09/23/01	L	3-10	H
12/02/01	W	17-16	A
09/15/02	W	44-7	A
12/22/02	L	17-30	H
09/21/03	W	23-16	H
12/20/03	W	21-16	A
10/24/04	W	13-7	H
12/26/04	W	23-7	A
12/04/05	W	16-3	H
12/26/05	W	31-21	A
09/17/06	W	24-17	H
11/12/06	L	14-17	H
01/07/07*	W	37-16	H
09/09/07	W	38-14	A
12/16/07	W	20-10	H
09/14/08	W	19-10	A
11/13/08	L	31-34	OT H
09/20/09	L	9-16	A
11/22/09	W	31-14	H
09/19/10	L	14-28	A
12/06/10	W	45-3	H
01/16/11*	L	21-28	H
10/09/11	W	30-21	H
11/13/11	W	37-16	A
10/21/12	W	29-26	OT H
11/22/12**	W	49-19	A
09/12/13	W	13-10	H
10/20/13	L	27-30	OT A
10/16/14	W	27-25	H
12/21/14	W	17-16	A
10/25/15	W	30-23	H
12/27/15	L	20-26	OT A
11/27/16	W	22-17	A
12/24/16	W	41-3	H

10/15/17	W	24-17	A
12/31/17	W	26-6	H
11/25/18	W	27-13	A
12/30/18	W	38-3	H
09/22/19	W	30-14	H
10/21/19	W	33-0	A
11/09/20	W	30-27	A
01/03/21	W	28-14	H
09/19/21	W	25-6	A
10/24/21	W	54-13	H
10/30/22	W	22-17	A
11/20/22	W	10-3	H
09/24/23	W	15-10	A
01/07/24	L	3-17	H

Notes: Franchise known as N.Y. Titans from 1960-62. Games on 9/8/63 & 9/27/64 at B.C. Alumni Stadium; 9/22/68 at Legion Field in Birmingham, Ala.

* = Playoffs

** = Thanksgiving

PHILADELPHIA EAGLES

Eagles 9, Patriots 7

11/04/73	L	23-24	A
11/27/77	W	14-6	H
10/08/78	W	24-14	H
09/13/81	L	3-13	A
12/09/84	L	17-27	A
11/29/87	L	31-34	OT H
11/04/90	L	20-48	A
12/19/99	L	9-24	A
09/14/03	W	31-10	A
02/06/05*	W	24-21	N
11/25/07	W	31-28	H
11/27/11	W	38-20	A
12/06/15	L	28-35	H
02/04/18**	L	33-41	N
11/17/19	W	17-10	A
09/10/23	L	20-25	H

*=Super Bowl XXXIX

**=Super Bowl LII

SERIES RESULTS

PITTSBURGH STEELERS

Patriots 19, Steelers 16

10/22/72	L	3-33	A
12/08/74	L	17-21	H
09/26/76	W	30-27	A
09/03/79	L	13-16	OT H
09/27/81	L	21-27	OT A
12/26/82	L	14-37	A
09/25/83	W	28-23	A
10/19/86	W	34-0	A
12/17/89	L	10-28	A
12/09/90	L	3-24	A
09/15/91	L	6-20	A
12/05/93	L	14-17	A
12/16/95	L	27-41	A
01/05/97*	W	28-3	H
12/13/97	L	21-24	OT H
01/03/98*	L	6-7	A
12/06/98	W	23-9	A
01/27/02*	W	24-17	A
09/09/02	W	30-14	H
10/31/04	L	20-34	A
01/23/05*	W	41-27	A
09/25/05	W	23-20	A
12/09/07	W	34-13	H
11/30/08	L	10-33	H
11/14/10	W	39-26	A
10/30/11	L	17-25	A
11/03/13	W	55-31	H
09/10/15	W	28-21	H
10/23/16	W	27-16	A
01/22/17*	W	36-17	H
12/17/17	W	27-24	A
12/16/18	L	10-17	A
09/08/19	W	33-3	H
09/18/22	W	17-14	A
12/07/23	W	21-18	A

* = Playoffs

SAN FRANCISCO 49ERS

49ers 9, Patriots 5

10/31/71	L	10-27	A
10/26/75	W	24-16	H
11/30/80	L	17-21	A
10/02/83	L	13-33	H
12/14/86	L	24-29	H
10/22/89	L	20-37	A
10/11/92	L	12-24	H
09/17/95	L	3-28	A
12/20/98	W	24-21	H
01/02/05	W	21-7	H
10/05/08	W	30-21	A
12/16/12	L	34-41	H
11/20/16	W	30-17	A
10/25/20	L	6-33	H

Note: Game on Oct. 22, 1989 was played in Palo Alto, Calif.

SEATTLE SEAHAWKS

Seahawks 10, Patriots 9

10/09/77	W	31-0	H
09/21/80	W	37-31	A
12/19/82	W	16-0	A
12/18/83	L	6-24	A
09/16/84	W	38-23	H
11/17/85	W	20-13	A
09/21/86	L	31-38	H
12/04/88	W	13-7	H
09/24/89	L	3-24	H
10/07/90	L	20-33	H
09/20/92	L	6-10	H
09/19/93	L	14-17	H
10/24/93	L	9-10	A
10/17/04	W	30-20	H
12/07/08	W	24-21	A
10/14/12	L	23-24	A
02/01/15*	W	28-24	N
11/13/16	L	24-31	H
09/20/20	L	30-35	A

* = Super Bowl XLIX

TAMPA BAY BUCCANEERS

Patriots 7, Buccaneers 3

12/12/76	W	31-14	A
10/27/85	W	32-14	A
12/11/88	W	10-7	OT H
11/16/97	L	7-27	A
09/03/00	L	16-21	H
12/17/05	W	28-0	H
10/25/09*	W	35-7	A
09/22/13	W	23-3	H
10/05/17	W	19-14	A
10/03/21	L	17-19	H

* = played in London

TENNESSEE TITANS

Patriots 26, Titans 18 (1 Tie)

11/25/60	L	10-24	H
12/18/60	L	21-37	A
10/13/61	T	31-31	H
11/12/61	L	15-27	A
09/16/62	W	34-21	H
11/18/62	L	17-21	A
11/01/63	W	45-3	H
12/08/63	W	46-28	A
11/06/64	W	25-24	H
11/29/64	W	34-17	A
09/19/65	L	10-31	A
12/18/65	W	42-14	H
11/13/66	W	27-21	H
12/11/66	W	38-14	A
11/05/67	W	18-7	H
11/26/67	L	6-27	A
10/13/68	L	0-16	H
12/15/68	L	17-45	A

11/02/69	W	24-0	H
12/14/69	L	23-27	A
11/07/71	W	28-20	H
11/25/73	W	32-0	A
09/21/75	L	0-7	H
11/12/78	L	23-26	H
12/31/78*	L	14-31	H
11/10/80	L	34-38	A
10/18/81	W	38-10	H
11/28/82	W	29-21	H
10/18/87	W	21-7	A
09/25/88	L	6-31	A
10/08/89	W	23-13	H
09/22/91	W	24-20	H
10/17/93	L	14-28	H
09/20/98	W	27-16	H
12/16/02	L	7-24	A
10/05/03	W	38-30	H
01/10/04*	W	17-14	H
12/31/06	W	40-23	A
10/18/09	W	59-0	H
09/09/12	W	34-13	A
12/20/15	W	33-16	H
01/13/18*	W	35-14	H
11/11/18	L	10-34	A
01/04/20*	L	13-20	H
11/28/21	W	36-13	H

Notes: Franchise located in Houston from 1960-96. Named Tennessee Oilers from 1997-98.

* = Playoffs

WASHINGTON COMMANDERS

Commanders 7, Patriots 5

10/01/72	W	24-23	H
09/03/78	L	14-16	H
10/25/81	L	22-24	A
09/23/84	L	10-26	H
12/15/90	L	10-25	H
10/13/96	L	22-27	H
09/28/03	L	17-20	A
10/28/07	W	52-7	H
12/11/11	W	34-27	A
11/08/15	W	27-10	H
10/06/19	W	33-7	A
11/05/23	L	17-20	H

Note: Named Washington Redskins from 1933-2019 and Washington Football Team from 2020-21.

PATRIOTS OVERTIME GAMES

The Patriots are 22-25 all-time in regular-season and postseason overtime games during their 63-year history. New England set an NFL record with an eight-game overtime winning streak (including playoffs) from 2000-03. The Patriots are 16-19 when the game is decided by a field goal and 6-6 when a touchdown is the deciding factor. Below is a brief description of each overtime game.

REGULAR SEASON (19-25)

09/26/77 at Cleveland 30, Patriots 27 L
John Smith sent the game into overtime with a 28-yard field goal with no time remaining in regulation. Cleveland's Don Cockroft capped a 10-play, 53-yard drive with a 35-yard game-winning field goal after 4:45 of overtime.

09/03/79 Pittsburgh 16, at Patriots 13 L
Pittsburgh's Matt Bahr drilled a 41-yard field goal to give the Steelers the victory at the 5:10 mark in overtime. The clutch field goal came on Bahr's first professional career attempt.

11/25/79 Buffalo 16, at Patriots 13 L
Buffalo's Nick Mike-Mayer kicked a 29-yard field goal 4:45 into overtime to give the Bills the victory.

12/08/80 at Miami 16, Patriots 13 L
Uwe von Schamann kicked his third field goal of the day, a 23-yard game-winner, which gave Miami the three-point victory, 3:20 into overtime.

09/27/81 at Pittsburgh 27, Patriots 21 L
The Patriots scored two touchdowns in the fourth quarter to recover from a 21-7 deficit. Unfortunately, Terry Bradshaw hit Lynn Swann with a 24-yard touchdown pass 3:19 into overtime to thwart the Patriots hopes for victory.

11/08/81 Miami 30, at Patriots 27 L
Patriot John Smith nailed a 34-yard field goal with 10 seconds remaining in regulation that sent the game into overtime. The Dolphins Uwe von Schamann kicked a 30-yard field goal 7:09 into the extra quarter that gave Miami the victory.

09/04/83 Balt. Colts 29, at Patriots 23 L
The Colts Raul Allegre kicked a 33-yard field goal as time expired in the fourth quarter to send the game into overtime. On the first play of overtime, Baltimore's LB Johnnie Cooks picked up a Tony Collins fumble and rumbled 52 yards for the game-winning score.

11/24/85 at N.Y. Jets 16, Patriots 13 L
New England's Tony Franklin sent the game into overtime with a 28-yard field goal with 16 seconds remaining in regulation. In the extra session, the Jets Pat Leahy kicked a 32-yard field goal to give the Jets a 16-13 win.

11/15/87 Dallas 23, at Patriots 17 L
The Cowboys Roger Ruzek's 20-yard field goal with 28 seconds remaining in regulation tied the game at 17. In overtime, Dallas running back Herschel Walker trotted 60 yards for the game-winning touchdown.

11/29/87 Philadelphia 34, at Patriots 31 L
The Patriots scored the final 21 points of regulation to send the game into overtime tied at 31. After 12:16 elapsed in overtime, the Eagles Paul McFadden connected from 38 yards, on his second field goal attempt in overtime.

12/11/88 at Patriots 10, Tampa Bay 7 W
The Patriots were victorious in overtime for the first time in franchise history, snapping their 10-game overtime losing streak. Jason Staurovsky kicked a 27-yard field goal 3:08 into overtime for the win.

12/09/89 Patriots 23, at Indianapolis 20 W
New England's Greg Davis kicked a 51-yard field goal, 9:57 into overtime for the 23-20 victory. The Colts Dean Biasucci sent the game into overtime when he kicked a 39-yard field goal with 51 seconds remaining in regulation.

12/02/91 at Patriots 26, Minnesota 23 W
With no time remaining in overtime, New England's Jason Staurovsky nailed a 42-yard field goal that gave the Patriots a 26-23 victory. The field goal attempt was Staurovsky's second in overtime.

12/08/91 at Patriots 23, Indianapolis 17 W
The Patriots scored the game's final 20 points and won their fourth consecutive overtime game. Hugh Millen connected with Ben Coates for a 2-yard touchdown with seven seconds remaining in regulation and then repeated the feat in overtime when he hit Michael Timpson for the 45-yard game-winning touchdown.

11/15/92 Patriots 37, at Indianapolis 34 W
The Patriots Charlie Baumann scored the final six points, including the game-winning 18-yard field goal, 11:35 into the extra session. The win snapped the Patriots nine-game losing streak during the 1992 season. Baumann's 44-yard field goal with two seconds remaining in regulation sent the game into overtime.

12/27/92 Miami 16, at Patriots 13 L
The Dolphins were able to clinch the AFC East crown and a bye in the first round of the playoffs after they scored the game's final 13 points to win 16-13. Pete Stoyanovich's 35-yard field goal 6:43 into overtime propelled the Dolphins to victory.

09/12/93 Detroit 19, at Patriots 16 L
Detroit's Jason Hanson kicked a 38-yard field goal, his fourth of the day, 11:04 into overtime to lift the Lions to victory. Drew Bledsoe threw a 2-yard touchdown pass to Vincent Brisby with two seconds remaining in regulation which sent the game into overtime.

11/07/93 Buffalo 13, at Patriots 10 L
Buffalo's Steve Christie kicked a 27-yard field goal with 14 seconds remaining in regulation to send the contest into overtime. Each team had two opportunities to score in the extra session and Christie kicked the game winning 32-yard field goal on Buffalo's second chance.

PATRIOTS OVERTIME GAMES

01/02/94 at Patriots 33, Miami 27 W
 Drew Bledsoe connected with Michael Timpon for the 36-yard game winning touchdown to cap one of the greatest endings in Patriots history. The lead changed four times in the fourth quarter as the two teams combined for 27 points. Miami's Pete Stoyanovich sent the game into overtime with a 24-yard field goal with four seconds remaining in regulation.

11/13/94..... at Patriots 26, Minnesota 20 W
 The Patriots completed one of the greatest comebacks in team history, recovering from a 20-0 deficit to defeat the Vikings. New England's Matt Bahr sent the game into overtime when he kicked a 23-yard field goal with 14 seconds remaining. Drew Bledsoe completed a 14-yard touchdown pass to Kevin Turner 4:10 into overtime to give the Patriots the victory.

10/29/95 Carolina 20, at Patriots 17 L
 The Patriots scored 14 points in the fourth quarter on two Curtis Martin touchdown runs and tied the score at 17. However, the expansion Panthers were victorious when John Kasay booted a 29-yard field goal with 7:52 remaining in the extra period.

09/22/96..... at Patriots 28, Jacksonville 25 W
 The Patriots jumped out to a 22-0 first half lead but the Jaguars clawed their way back. Jaguars quarterback Mark Brunell's touchdown passes of 51, 41 and 61 yards gave them life in the second half and Mike Hollis' 27-yard field goal in the fourth quarter tied the game at 25. However, Patriots rookie kicker Adam Vinatieri converted five of six field goal attempts, including a 40-yarder in overtime to give the Patriots the victory.

09/14/97..... at Patriots 27, N.Y. Jets 24..... W
 The Patriots won their third consecutive game to open the 1997 season, 27-24, in dramatic fashion when placekicker Adam Vinatieri kicked a 34-yard field goal 6:57 into overtime. The Jets had a chance to win the game at the end of regulation, but defensive end Mike Jones blocked a 29-yard field goal attempt by John Hall with 16 seconds remaining in the game.

12/13/97 Pittsburgh 24, at Patriots 21..... L
 The Steelers sent the game into overtime on a touchdown pass from Kordell Stewart to Mark Bruener and a two-point conversion. They capitalized on a Drew Bledsoe interception with just over two minutes remaining in the game. In the overtime period, the Steelers won the toss and took their only possession 61 yards down-field to set up the game-winning Norm Johnson field goal.

10/25/98 at Miami 12, Patriots 9 L
 The Dolphins scored the game's final six points, including Olindo Mare's game-winning 43-yard kick. New England's Adam Vinatieri accounted for all of the Patriots nine points, connecting on three of four field goal attempts.

12/26/99 Buffalo 13, at Patriots 10 L
 The Patriots missed two field goals, one at the end of regulation and one in overtime, and lost to Buffalo. The Bills scored a touchdown to tie the game at 10 with 4:34 remaining and Steve Christie kicked a 23-yard field goal with 1:51 remaining in overtime for the victory.

11/05/00..... Buffalo 16, at Patriots 13 L
 Buffalo's Steve Christie booted a 32-yard field goal, the third of his career, in overtime against the Patriots. He also tied the game with a 48-yard kick with four seconds remaining in regulation. The Patriots, playing without Drew Bledsoe, took the lead, 13-10 on a 43-yard field goal by Adam Vinatieri.

12/17/00 Patriots 13, at Buffalo 10 W
 Amid a snowstorm in Buffalo, Patriots kicker Adam Vinatieri nailed a 24-yard field goal in overtime for the victory. The game time temperature was 35 degrees, with a wind chill of six, and 40 mile-per-hour winds blew snow across the field making traction difficult for both sides. The Patriots and Bills tied the 1984 and 1985 Denver Broncos and Oakland Raiders for an NFL record as they entered overtime for the third consecutive meeting.

10/14/01..... at Patriots 29, San Diego 26..... W
 The Patriots scored 10 points in the final nine minutes of regulation to tie the game at 26. Adam Vinatieri kicked a 23-yard field goal with 3:31 to play and Tom Brady connected with Jermaine Wiggins for a 3-yard touchdown to tie the game with just 36 seconds remaining. In overtime, Vinatieri nailed a 44-yard field goal for the victory.

12/16/01..... Patriots 12, at Buffalo 9..... W
 The Patriots and Bills needed overtime to decide the outcome of their game for the fourth time in five meetings. Adam Vinatieri converted all four of his field goal attempts, including the game-winning 23-yard field goal in overtime. Former Bills RB Antowain Smith led the Patriots with 95 yards rushing, including a 38-yard run in overtime to get New England in field goal position.

09/22/02..... at Patriots 41, Kansas City 38 W
 The Patriots and Chiefs scored 42 points in the fourth quarter, including the last 14 by the Chiefs to tie the game at 38 at the end of regulation. The Patriots won the toss and drove 53 yards on nine plays and Adam Vinatieri nailed a 35-yard field goal for the Patriots victory. It was also the first overtime game at Gillette Stadium.

12/29/02 at Patriots 27, Miami 24 W
 The Patriots trailed 21-7 with 1:06 remaining in the first half, but outscored the Dolphins 20-3 the rest of the way for their sixth consecutive overtime victory. New England scored the game's final 11 points on a Tom Brady touchdown pass to Troy Brown, the two-point conversion on a Brady to Christian Fauria pass and then Adam Vinatieri boomed a 43-yard field goal with 1:09 remaining in regulation. New England won the toss and drove 43 yards on seven plays and Vinatieri kicked a 35-yard game-winning field goal.

10/19/03..... Patriots 19, at Miami 13 W
 Richard Seymour blocked a 35-yard field goal attempt with 2:00 left in the game to send the game into the extra session. In overtime, Miami's Olindo Mare missed another 35-yard attempt wide right, then a Tyrone Poole interception at the Patriots 18-yard line snuffed out another Miami opportunity in overtime. On the next play, Tom Brady hit Troy Brown for an 82-yard touchdown strike, sending the Patriots home with a 19-13 win.

PATRIOTS OVERTIME GAMES

11/23/03 Patriots 23, at Houston 20 W

The Patriots set the all-time NFL mark with their eighth consecutive overtime victory in a nail-biter in the Lone Star State. The Texans took a 20-13 lead into the final minute of the game, but Tom Brady found Daniel Graham for a four-yard touchdown strike to tie the game at 20 with just 40 seconds left in regulation. The extra frame was a possession battle until the Patriots mounted a 76-yard drive in the final minutes of overtime, ending in a 28-yard field goal by Adam Vinatieri with 45 seconds left.

11/13/08.....N.Y. Jets 34, at Patriots 31..... L

The Patriots had their NFL-record eight-game overtime winning streak snapped in a loss to the Jets at Gillette Stadium. New England rallied from a 24-6 second-quarter deficit to tie the game at 24-24 early in the fourth quarter. N.Y. held a 31-24 lead into the final minute, but Randy Moss made a memorable tiptoe catch on a pass from Matt Cassel along the side of the end zone for a 16-yard touchdown with one second left to force overtime. But, N.Y. won the coin toss and marched 64 yards on 14 plays to set up a game-winning 34-yard field goal by Jay Feely.

10/11/09 at Denver 20, Patriots 17 L

The Patriots failed to hold onto a 17-7 halftime lead in a 20-17 overtime loss to Denver. QB Tom Brady was limited to five completions for 63 yards in the second half. New England entered the final quarter with a 17-10 lead, but Denver marched 98 yards in 12 plays before QB Kyle Orton completed an 11-yard touchdown pass to WR Brandon Marshall to tie the game at 17 with 5:21 remaining in regulation. With under two minutes remaining, New England moved to the Denver 49-yard line before DE Vonnie Holliday forced a fumble on a Brady sack to end the Patriots scoring threat. Denver took the overtime kickoff and moved 58 yards in 11 plays to set up a 41-yard game-winning field goal.

10/17/10..... at Patriots 23, Baltimore 20 W

Kicker Stephen Gostkowski drilled a 35-yard field goal in overtime to give New England a 23-20 victory over the Baltimore Ravens at Gillette Stadium. Tom Brady, who finished the game 27-of-44 for 292 yards, completed 16-of-24 passes for 156 yards with one touchdown during a fourth quarter rally as New England scored the final 13 points to get the win and overcome a 20-10 fourth quarter deficit.

10/21/12..... at Patriots 29, N.Y. Jets 26 W

The Patriots squandered a 10-point fourth-quarter lead but came through in the clutch when Rob Ninkovich and Jermaine Cunningham combined for a strip-sack of Jets QB Mark Sanchez in overtime as the Patriots defense was able to seal the victory following a Stephen Gostkowski field goal in the Patriots opening drive of the extra session. Tom Brady led two clutch drives - one late in the fourth quarter and the other in overtime and Gostkowski drilled two field goals - a 43-yarder as time expired in regulation and the 48-yarder in the first overtime drive.

10/20/13..... Patriots 27, at N.Y. Jets 30..... L

The Patriots 11-point halftime lead evaporated on the second play of the second half when Tom Brady threw an interception to Jets S Antonio Allen, who returned the pick for a 23-yard touchdown. New England netted -5 yards on offense in the third quarter while the Jets scored 17 points in the frame to take a 27-21 lead heading into the fourth quarter. The Patriots managed to tie the score on the final drive of regulation when Stephen Gostkowski drilled a 44-yard field goal with :19 left on the clock. The Patriots won the overtime coin toss but only managed one first down and were forced to punt. New York then engineered a 14-play, 56-yard drive that included a 15-yard unsportsmanlike conduct penalty on the Patriots and Jets K Nick Folk hit a 42-yard field goal to win the game and end a five-game losing streak to New England.

11/24/13..... at Patriots 34, Denver 31..... W

New England fumbled on its first three offensive possessions of a cold, windy November game and entered the locker room down 24-0 at halftime. The Patriots came back in the second half and scored on five straight possessions to take a 31-24 lead in the fourth quarter. Peyton Manning then led Denver on a 10-play, 79 yard touchdown drive to tie the game late in the fourth quarter. The Patriots won the overtime coin toss and took the wind, giving the Broncos the first possession in the extra frame. The two teams traded possessions until a high-arching Patriots punt by Ryan Allen was muffed by Denver and recovered by New England deep in Broncos territory. Stephen Gostkowski drilled a 31-yard field goal to cap the greatest comeback in franchise history.

11/29/15..... at Denver 30, Patriots 24 L

The Denver Broncos overcame a 21-7 fourth-quarter deficit to win, 30-24, in overtime and hand the visiting Patriots their first loss of the season. Facing a late 21-17 fourth-quarter deficit, Denver QB Brock Osweiler led the Broncos on a 5-play, 83 yard drive capped off by a 4-yard touchdown strike to WR Andre Caldwell that gave the Broncos their first lead of the night at 24-21 with 1:09 left to play. Not to be outdone, Tom Brady then led New England 51 yards down the field into Denver territory, completing three of his four passes, before Stephen Gostkowski connected on a game-tying 47-yard field goal as time expired. The Patriots won the coin toss in overtime and elected to receive but were stopped on three straight plays. On Denver's second play from scrimmage, RB C.J. Anderson scampered 48 yards to the end zone giving Denver a dramatic victory in the snowy conditions at Mile High.

12/27/15 at N.Y. Jets 26, Patriots 20 L

Tom Brady rallied the Patriots from a 17-3 deficit to tie the game at 20 with under two minutes to play in regulation on a 9-yard touchdown pass to RB James White. The 11-play, 66 yard drive was highlighted by two critical fourth-down conversions to TE Rob Gronkowski, the second being a 26-yard completion on fourth-and-9 that put New England at the Jets 9-yard line. Brady hit White for the game-tying score on the very next play. After winning the coin toss the Patriots elected to kick, which resulted in a 5-play, 80 yard drive capped off by a 6-yard touchdown reception from WR Eric Decker that gave New York the victory.

PATRIOTS OVERTIME GAMES

10/17/21..... Dallas 35, at Patriots 29..... L
Cowboys quarterback Dak Prescott passed for 445 yards and three touchdowns, the most important of which coming on a 35-yard connection with receiver Cee-Dee Lamb in overtime to give Dallas a 35-29 victory. After falling behind following an interception that was returned for a touchdown, Mac Jones connected with WR Kendrick Bourne on a 75-yard touchdown pass to move in front, 29-26, with just over two minutes in regulation. Dallas converted a third-and-25 situation to get into field goal range to send the game into overtime. After stopping New England on the opening drive, Dallas scored on its first offensive drive to secure the win.

10/02/22 at Green Bay 27, Patriots 24..... L
The Packers survived a tougher-than-expected game at Lambeau Field, beating the Patriots 27-24 on a K Mason Crosby walk-off 31-yard field goal on the final play of overtime. Entering the game without Mac Jones (out with an ankle injury), New England was quickly forced to play third-string quarterback Bailey Zappe when backup Brian Hoyer exited with a head injury during the first quarter. Zappe took over the rest of the way, finishing 10-of-15 for 99 yards with a 25-yard touchdown in the third quarter to WR DeVante Parker. QB Aaron Rodgers threw a pick-six that rookie DB Jack Jones returned 40 yards to give the Patriots a 10-3 halftime lead.

POSTSEASON (3-0)

01/19/02 at Patriots 16, Oakland 13* W
Adam Vinatieri boomed a 45-yard field goal with 27 seconds remaining in regulation to tie the game up at 13 and send it into overtime. The game time temperature dipped to 25 degrees and the field was covered by five inches of snow that didn't let up until the game was over. In overtime, the Patriots drove 61 yards on 15 plays and Vinatieri nailed a 23-yard field goal for the 16-13 victory. The Patriots became just the second team in postseason overtime history (16 games) to win the contest on the opening drive of the extra stanza.

***-AFC Divisional Playoff Game**

02/05/17..... Patriots 34, Atlanta 28* W
James White's 2-yard touchdown run in overtime sealed a victory and capped off the greatest comeback in Super Bowl history as the Patriots erased a 25-point third quarter deficit. Down 21-3 the Patriots didn't do much to help their cause early in the second half as Atlanta added to their lead on a 6-yard touchdown reception from Matt Ryan to Tevin Coleman to make the score 28-3. From there it was all Patriots, with the key turning point in the game being a fourth quarter strip sack by Dont'a Hightower that gave the Patriots possession deep in Atlanta territory down 28-12 with under nine minutes left to play. A 6-yard Danny Amendola touchdown reception along with a James White 2-point conversion made the score 28-20. After Atlanta's ensuing drive stalled deep in New England territory, Tom Brady led a 10-play, 91-yard drive that ended with a 1-yard James White touchdown run and a second successful 2-point conversion to tie the score at 28-28. After winning the overtime coin toss, Tom Brady orchestrated an 8-play, 75-yard drive that ended in James White's winning 2-yard touchdown run that captured the Patriots fifth Super Bowl title.

***-Super Bowl LI**

01/20/19 Patriots 37, at Kansas City 31* W
Rex Burkhead's 2-yard touchdown run in overtime sent the Patriots to their third straight Super Bowl and clinched a 37-31 AFC Championship victory over the Kansas City Chiefs on a frigid night at Arrowhead Stadium. The Patriots opened up a 14-0 halftime lead in which they dominated the time of possession and held a high-powered Chiefs offense to just 32 total yards of offense. Both teams would trade scores throughout the second half with Kansas City roaring back to take two fourth-quarter leads, the last coming on a 2-yard touchdown run by Damien Williams with 2:03 left to play that put Kansas City ahead, 28-24. Tom Brady then led a 6-play, 65-yard drive capped off by a 4-yard touchdown run by Rex Burkhead to retake the lead briefly before Chiefs kicker Harrison Butker tied the game at 31 at the end of regulation. After winning the overtime coin toss, Brady led a methodical 13-play, 75-yard drive, highlighted by three third-down conversions that culminated in Burkhead's 2-yard game-winning score to send New England on to Super Bowl LIII.

***-AFC Championship Game**

YEAR-BY-YEAR ATTENDANCE

REGULAR SEASON

HOME GAMES

ROAD GAMES

SEASON TOTAL

Year	Gms	Attendance	Avg.	Gms	Attendance	Avg.	Totals	Avg.
1960	7	118,260	16,894	7	110,316	15,759	228,576	16,327
1961	7	115,610	16,516	7	129,984	18,569	245,594	17,542
1962	7	150,626	21,518	7	170,983	24,426	321,609	22,972
1963	7	169,870	24,267	7	143,936	20,562	313,806	22,415
1964	7	199,652	28,522	7	175,246	25,035	374,898	26,778
1965	7	143,098	20,443	7	245,485	35,069	388,583	27,756
1966	7	190,138	27,163	7	240,668	34,381	430,806	30,772
1967*	6	138,861	23,144	8	287,279	35,910	426,140	30,439
1968**	7	156,459	22,351	7	289,204	41,315	445,663	31,833
1969	7	149,412	21,345	7	284,587	40,655	433,999	31,000
1970	7	245,537	35,077	7	361,842	51,692	607,379	43,384
1971	7	411,109	58,730	7	383,143	54,735	794,252	56,732
1972	7	426,993	60,999	7	402,159	57,451	829,152	59,225
1973	7	410,443	58,635	7	416,805	59,544	827,248	59,089
1974	7	420,903	60,129	7	411,595	58,799	832,498	59,464
1975	7	411,490	58,784	7	379,112	54,159	790,602	56,472
1976	7	378,994	54,142	7	387,432	55,347	766,426	54,745
1977	7	415,959	59,423	7	399,419	57,060	815,378	58,241
1978	8	478,978	59,872	8	455,679	56,960	934,657	58,416
1979	8	473,141	59,143	8	502,492	62,812	975,633	60,977
1980	8	458,283	57,285	8	442,001	55,250	900,284	56,268
1981	8	414,741	51,843	8	413,073	51,634	827,814	51,738
1982@	4	149,188	37,297	5	231,781	46,356	380,969	42,330
1983	8	370,958	46,370	8	416,024	52,003	786,982	49,186
1984	8	392,275	49,034	8	468,464	58,558	860,739	53,796
1985	8	438,817	54,852	8	458,341	57,293	897,158	56,072
1986	8	477,688	59,711	8	537,779	67,222	1,015,467	63,467
1987@	8	374,302	46,788	7	431,739	61,677	806,041	53,736
1988	8	438,627	54,828	8	400,372	50,047	838,999	52,437
1989	8	388,522	48,565	8	494,981	61,873	883,503	55,219
1990	8	311,623	38,953	8	417,304	52,163	728,927	45,558
1991	8	303,116	37,890	8	433,249	54,156	736,365	46,023
1992	8	308,409	38,551	8	430,820	53,853	739,229	46,202
1993	8	362,964	45,371	8	443,708	55,464	806,672	50,417
1994	8	472,718	59,090	8	481,673	60,209	954,391	59,649
1995	8	466,743	58,343	8	504,373	63,047	971,116	60,695
1996	8	468,301	58,538	8	522,829	65,354	991,130	61,946
1997	8	477,431	59,679	8	547,518	68,440	1,024,949	64,059
1998	8	475,828	59,479	8	516,846	64,606	992,674	62,042
1999	8	461,624	57,703	8	553,917	69,240	1,015,541	63,471
2000	8	458,880	57,360	8	548,258	68,532	1,007,138	62,946
2001	8	482,336	60,292	8	497,035	62,129	979,371	61,211
2002	8	547,488	68,436	8	548,581	68,573	1,096,069	68,152
2003	8	547,488	68,436	8	580,027	72,503	1,127,515	70,470
2004	8	550,048	68,756	8	558,162	69,770	1,108,210	69,263
2005	8	550,048	68,756	8	586,855	73,357	1,136,903	71,056
2006	8	550,048	68,756	8	560,722	70,090	1,110,770	69,423
2007	8	550,048	68,756	8	559,318	69,915	1,109,366	69,335
2008	8	550,048	68,756	8	550,100	68,763	1,100,148	68,759
2009	8	550,048	68,756	8	587,952	73,494	1,138,000	71,125
2010	8	550,048	68,756	8	538,705	67,338	1,088,753	68,047
2011	8	550,048	68,756	8	564,643	70,580	1,114,691	69,668
2012	8	550,048	68,756	8	584,690	73,086	1,134,738	70,921
2013	8	550,048	68,756	8	570,769	71,346	1,120,817	70,051
2014	8	550,048	68,756	8	561,935	70,242	1,111,983	69,499
2015	8	534,632	66,829	8	601,655	75,207	1,136,287	71,018
2016	8	534,632	66,829	8	560,140	70,018	1,094,772	68,423
2017	8	527,024	65,878	8	571,914	71,501	1,098,938	68,684
2018	8	527,024	65,878	8	541,506	67,688	1,068,530	66,783
2019	8	527,024	65,878	8	560,880	70,110	1,087,904	67,994
2020	8	0	0	8	38,586	4,823	38,586	2,412
2021	9	592,902	65,878	8	557,404	69,676	1,150,306	67,665
2022	8	527,024	65,878	9	624,859	69,429	1,151,883	67,758
2023&	9	567,168	63,019	8	597,978	74,747	1,165,146	68,538
Totals	491	26,041,841	53,038	492	28,376,832	57,676	54,418,673	55,360

RESULTS

YEAR-BY-YEAR ATTENDANCE

POSTSEASON ATTENDANCE

Year	HOME GAMES			ROAD GAMES			SEASON TOTAL	
	Gms	Attendance	Avg.	Gms	Attendance	Avg.	Total	Avg.
1963	-	-	-	2	64,314	32,157	64,314	32,157
1976	-	-	-	1	54,037	54,037	54,037	54,037
1978	1	61,297	61,297	-	-	-	61,297	61,297
1982	-	-	-	1	68,842	68,842	68,842	68,842
1985	-	-	-	4 [^]	308,690	77,173	308,690	77,173
1986	-	-	-	1	76,105	76,105	76,105	76,105
1994	-	-	-	1	77,452	77,452	77,452	77,452
1996	2	120,378	60,189	1 [^]	72,301	72,301	192,679	64,226
1997	1	60,041	60,041	1	61,228	61,228	121,269	60,635
1998	-	-	-	1	72,559	72,559	72,559	72,559
2001	1	60,292	60,292	2 [^]	137,626	68,111	197,918	65,973
2003	2	136,872	68,436	1 [^]	71,525	71,525	208,397	69,466
2004	1	68,756	68,756	2 [^]	143,367	71,684	212,123	70,708
2005	1	68,756	68,756	1	76,238	76,238	144,994	72,497
2006	1	68,756	68,756	2	126,243	63,122	194,999	65,000
2007	2	137,512	68,756	1 [^]	71,101	71,101	208,613	69,538
2009	1	68,756	68,756	-	-	-	68,756	68,756
2010	1	68,756	68,756	-	-	-	68,756	68,756
2011	2	137,512	68,756	1 [^]	68,658	68,658	206,170	68,723
2012	2	137,512	68,756	-	-	-	137,512	68,756
2013	1	68,756	68,756	1	77,110	77,110	145,866	72,933
2014	2	137,512	68,756	1 [^]	70,288	70,288	207,800	69,267
2015	1	66,829	66,829	1	77,112	77,112	143,941	71,971
2016	2	133,658	66,829	1 [^]	70,807	70,807	204,465	68,155
2017	2	131,756	65,878	1 [^]	67,612	67,612	199,368	66,456
2018	1	65,878	65,878	2 [^]	147,115	73,558	212,993	70,998
2019	1	65,878	65,878	-	-	-	65,878	65,878
2021	-	-	-	1	69,188	69,188	69,188	69,188
Totals	28	1,865,463	66,624	31	2,129,518	68,694	3,994,981	67,7112
GRAND TOTALS	519	27,907,304	53,771	523	30,506,350	58,329	58,413,654	56,059

*-Game vs. Chargers was moved to San Diego due to a World Series scheduling conflict at Fenway Park

**-Game vs. Jets was moved to Birmingham, Ala. due to a scheduling conflict at Fenway Park, but still considered a "home" game for the Patriots.

[^]-Super Bowls played at a neutral site.@-1982 and 1987 season were shortened due to player strikes.

&Game vs. Indianapolis was played in Frankfurt, Germany

1961 FINAL STATISTICS (9-4-1)

HEAD COACH: LOU SABAN (2-3), MIKE HOLOVAK (7-1-1) • SECOND IN AFL EAST • HOME STADIUM: BOSTON UNIVERSITY FIELD

Date	W/L	Score	Opp.	Att.	RUSHING	NO	YDS	AVG	LG	TD	PUNT RETURNS	NO	YDS	AVG	LG	TD
9/09	L	20-21	N.Y. Titans	16,683	Lott	100	461	4.6	38	5	Brunej	23	109	4.7	11	0
9/16	W	45-17	Denver	14,479	Garron	69	389	5.6	85t	2	Burton	8	128	16.0	62	0
9/23	W	23-21	at Buffalo	21,504	Burton	82	260	3.2	43	2	Lott	1	8	8.0	8	0
10/01	L	30-37	at N.Y. Titans	15,189	Parilli	38	183	4.8	24	4	Patriots	32	245	13.0	62	0
10/07	L	27-38	San Diego	17,748	Crawford	41	148	3.6	34	0	Opponents	15	245	16.3	55	2
10/13	T	31-31	Houston	15,070	West	26	90	3.5	31	0						
10/22	W	52-21	Buffalo	9,398	Yewcic	11	51	4.6	13	1						
10/29	W	18-17	at Dallas Texans	20,500	Songin	8	39	4.9	11	0						
11/03	W	28-21	Dallas Texans	25,063	Colclough	3	37	12.3	16	0						
11/12	L	15-27	at Houston	35,649	Schwedes	10	14	1.4	5	0						
11/17	W	20-17	Oakland	17,169	Washington	1	3	3.0	3	0						
12/03	W	28-24	at Denver	9,303	Patriots	389	1675	4.3	85t	14						
12/09	W	35-21	at Oakland	6,500	Opponents	350	1041	3.0	29	9						
12/17	W	41-0	at San Diego	21,339												

TEAM STATISTICS	PATS	OPP
TOTAL FIRST DOWNS	238	243
By Rushing	93	72
By Passing	120	151
By Penalty	25	20
TOTAL NET YARDS	4214	4123
Avg. per Game	301.0	294.5
Total Offensive Plays	936	967
Avg. per Play	4.5	4.3
NET YARDS RUSHING	1675	1041
Total Rushing Plays	389	350
Avg. per Rush	4.3	3.0
Avg. per Game	119.6	74.4
NET YARDS PASSING	2539	3082
Avg. per Game	181.4	220.1
Sacked/Yards Lost	33/256	44/408
Gross Yards Passing	2795	3490
Att./Completions	420/206	479/241
Completion Pct.	49.0	50.3
Had Intercepted	21	22
PUNTS/AVERAGE	64/37.6	71/40.7
PUNTS RETURN /AVG	32/13.0	15/16.3
PENALTIES/YARDS	64/659	67/662
FUMBLES/BALLS LOST	24/9	36/20
TOUCHDOWNS	52	41
Rushing	15	9
Passing	29	27
Returns	8	5

SCORE BY PERIODS	1	2	3	4	OT	TOTAL
Patriots	98	98	118	99	-	413
Opponents	45	109	51	108	-	313

SCORING	TD	Ru	Pa	Rt	PAT	FG	S	TP
Cappelletti	8	0	8	0	48/50	17/32	0	147
Lott	11	5	6	0	0	0	0	66
Colclough	9	0	9	0	0	0	0	54
Garron	6	2	3	1	0	0	0	36
Parilli	5	4	0	1	0	0	0	32
Webb	4	0	0	0	0	0	0	24
Stephens	3	0	2	1	0	0	0	18
Burton	3	2	0	1	0	0	0	18
Johnson	1	0	1	0	0	0	0	6
Moore	1	0	0	1	0	0	0	6
Yewcic	1	1	0	0	0	0	0	6
Patriots	52	15	29	8	48/50	17/32	0	413
Opponents	41	9	27	5	40/40	9/23	0	313

2-Pt. Conversions: Parilli 1-1, Songin 0-1. Patriots 1-2, Opp.: 0-1.

RECEIVING	NO	YDS	AVG	LG	TD
Cappelletti	45	768	17.1	53	8
Colclough	42	757	18.0	58t	9
Lott	32	333	10.4	47	6
Garron	24	341	14.2	51t	2
Stephens	19	186	9.8	31	2
Burton	13	115	8.8	45	0
Crawford	9	85	9.4	25	0
Johnson	9	82	9.1	21	1
Yewcic	6	56	9.3	46	0
West	5	42	8.4	18	0
Schwedes	1	21	21.0	21	0
Shonta	1	9	9.0	9	0
Patriots	206	2795	13.6	58t	29
Opponents	241	3490	14.5	75t	27

INTERCEPTIONS	NO	YDS	AVG	LG	TD
Webb	5	153	30.6	59	2
Washington	4	45	11.3	33	0
Addison	4	17	4.3	10	0
Brunej	2	20	10.0	12	0
Robutti	2	18	9.0	11	0
Hall	2	12	6.0	12	0
Beach	1	37	37.0	37	0
Loudd	1	12	12.0	12	0
Shonta	1	12	12.0	12	0
Patriots	22	326	14.8	59	2
Opponents	21	198	9.4	38	1

PUNTING	NO	YDS	AVG	LG	BLK
Yewcic	64	2406	37.6	64	2
Patriots	64	2406	37.6	64	2
Opponents	71	2887	40.7	70	2

KICK RETURNS	NO	YDS	AVG	LG	TD
Garron	16	438	27.4	89	1
Burton	15	401	26.7	91t	1
West	7	191	27.3	37	0
Long	4	24	6.0	11	0
Beach	2	38	19.0	20	0
Webb	1	21	21.0	21	0
Ratkowski	1	17	17.0	17	0
Stephens	1	6	6.0	6	0
Schwedes	1	0	0.0	0	0
Cudzik	1	0	0.0	0	0
Patriots	49	1136	23.2	91t	2
Opponents	53	1255	23.7	90t	1

SACKS: Loudd 7.0, Dee 5.5, Addison 3.5, Hunt 3.0, Klein 2.5, Jacobs 1.0, Robutti 1.0, Hall 0.5, Team 3.0.

FIELD GOALS	1-19	20-29	30-39	40-49	50+
Cappelletti	3-3	3-7	9-14	2-8	0-0
Patriots	3-3	3-7	9-14	2-8	0-0
Opponents	4-4	4-7	1-4	0-6	0-2

Cappelletti: (28G,32G,32N) (35G) (36G,35G,27N,46G) (34G,30G,22N,16G,46B) (0) (42N,17G,42N) (12G) (24G)(47N,27B) (33G,29N) (29G,33G,42N) (32B) (32N,35N,40N) (40G,32N,38G).

OPPONENTS: (0) (34G,27N,52N) (0) (26G) (10G, 41N, 26N) (35N, 49N, 24G) (0) (25G,42N,32N,38N) (44N) (25G,19G) (16G,60N)(23N,18G,43N, 43N) (0).

EDITORS NOTE: Due to insufficient data, the starting line-ups from 1960-67 are incomplete.

1961 Coaching Staff: Joe Collier, Defensive Backfield, Mike Holovak, Offensive Backfield, Red Miller, Offensive Line, Jerry Smith, Defensive Line.

AFL All-Stars (7): LB Tom Addison (1), DB Fred Brunej (1), WR Gino Cappelletti (1), DE Bob Dee (1), HB Larry Garron (1), DT Jim Hunt (1), G Charlie Leo (1).

PASSING	ATT	CMP	YARDS	CMP%	YDS/ATT	TD	TD%	INT	INT%	LG	SK/YDS	RATING
Songin	212	98	1429	46.2	6.74	14	6.6	9	4.2	58t	-/-	73.0
Parilli	198	104	1314	52.5	6.64	13	6.6	9	4.5	53	-/-	76.5
Yewcic	8	3	25	37.5	3.13	1	12.5	2	25.0	18t	-/-	46.4
Cappelletti	1	1	27	100.0	27.00	1	100.0	0	0.0	27t	-/-	158.3
Burton	1	0	0	0.0	0.00	0	0.0	1	0.0	0	-/-	0.0
Patriots	420	206	2795	49.0	6.65	29	6.9	21	5.0	58t	33/256	72.9
Opponents	479	241	3490	50.3	7.29	27	5.6	22	4.6	75t	44/408	74.0

1962 FINAL STATISTICS (9-4-1)

HEAD COACH: MIKE HOLOVAK • SECOND IN AFL EAST • HOME STADIUM: BOSTON UNIVERSITY FIELD

Date	W/L	Score	Opp.	Att.
9/08	L	28-42	at Dallas Texans	32,000
9/16	W	34-21	* Houston	32,276
9/21	W	41-16	Denver	21,038
10/06	W	43-14	at N.Y. Titans	14,412
10/12	L	7-27	Dallas Texans	23,874
10/19	W	24-20	San Diego	20,888
10/26	W	26-16	Oakland	12,514
11/03	T	28-28	at Buffalo	33,247
11/11	W	33-29	at Denver	28,187
11/18	L	17-21	at Houston	35,250
11/23	W	21-10	Buffalo	20,021
11/30	W	24-17	N.Y. Titans	20,015
12/09	W	20-14	at San Diego	19,887
12/16	L	0-20	at Oakland	8,000

*Harvard Stadium

TEAM STATISTICS	PATS	OPP
Total First Downs	230	220
By Rushing	100	68
By Passing	114	136
By Penalty	16	16

NET YARDS	PATS	OPP
NET YARDS RUSHING	1970	1426
Total Rushing Plays	432	393
Avg. per Rush	4.6	3.6
Avg. per Game	140.7	101.9

NET YARDS PASSING	PATS	OPP
NET YARDS PASSING	2766	3108
Total Passing Plays	432	393
Avg. per Pass	6.4	7.9
Avg. per Game	140.7	101.9

PUNTS/AVERAGE	PATS	OPP
PUNTS/AVERAGE	26/5.3	11/4.9
Total Punting Plays	141	111
Avg. per Game	14.0	10.1

PENALTIES/YARDS	PATS	OPP
PENALTIES/YARDS	52/456	62/554
Total Penalties	105	124
Avg. per Game	14.0	10.1

FUMBLES/BALLS LOST	PATS	OPP
FUMBLES/BALLS LOST	37/20	26/10
Total Fumbles	77	36
Avg. per Game	14.0	10.1

TOUCHDOWNS	PATS	OPP
TOUCHDOWNS	41	36
Total Touchdowns	82	72
Avg. per Game	14.0	10.1

SCORE BY PERIODS	1	2	3	4	OT	TOTAL
Patriots	50	116	78	102	-	346
Opponents	65	104	55	71	-	295

SCORING	TD	Ru	Pa	Rt	PAT	Fg	S	TP
Cappelletti	5	0	5	0	38/40	0	20/37	0
Colclough	10	0	10	0	0	0	60	0
Burton	7	2	4	1	0	0	42	0
Garron	6	2	3	1	0	0	36	0
Crawford	4	2	2	0	0	0	26	0
Yewcic	2	2	0	0	0	0	12	0
Parilli	2	2	0	0	0	0	12	0
Romeo	1	0	1	0	0	0	6	0
Addison	1	0	0	1	0	0	6	0
King	1	1	0	0	0	0	6	0
Bruney	1	0	0	1	0	0	6	0
Hall	1	0	0	1	0	0	6	0
Patriots	41	11	25	5	38/40	20/37	0	346
Opponents	36	14	19	3	32/33	15/25	0	295

2-Pt. Conversions: Crawford 1-1, Patriots 1-1, Opp.: 1-3.

RUSHING	NO	YDS	AVG	LG	TD
Burton	134	548	4.1	59	2
Crawford	139	459	3.3	22	2
Garron	67	392	5.9	41t	2
Yewcic	33	215	6.5	27t	2
Parilli	28	169	6.0	33t	2
King	21	144	6.9	71t	1
Lott	8	34	4.3	11	0
Colclough	1	14	14.0	14	0
Cappelletti	1	-5	-5.0	-5	0
Patriots	432	1970	4.6	71t	11
Opponents	393	1426	3.6	63t	14

RECEIVING	NO	YDS	AVG	LG	TD
Colclough	40	868	21.7	78t	10
Burton	40	461	11.5	69t	4
Romeo	34	608	17.8	62	1
Cappelletti	34	479	14.0	40	5
Crawford	22	224	10.1	44	2
Garron	18	236	8.4	63t	3
King	5	42	8.4	33	0
Webb	1	11	11.0	11	0
Lott	1	1	1.0	1	0
Patriots	195	2930	15.0	78t	25
Opponents	216	3435	15.9	97t	19

INTERCEPTIONS	NO	YDS	AVG	LG	TD
O'Hanley	5	83	16.6	28	0
Felt	5	73	14.6	22	0
Addison	5	42	8.4	16	1
Hall	3	94	31.3	47t	1
Bruney	3	70	23.3	33t	1
Buoniconti	2	3	1.5	3	0
Shonta	2	0	0.0	0	0
Patriots	25	365	14.6	47	3
Opponents	13	55	4.2	15	1

PUNTING	NO	YDS	AVG	LG	BLK
Yewcic	69	2654	38.5	56	1
Patriots	69	2654	38.5	56	1
Opponents	79	3040	38.5	75	0

PUNT RETURNS	NO	YDS	AVG	LG	TD
Burton	21	122	5.8	22	0
Bruney	3	8	2.7	7	0
Buoniconti	1	8	8.0	8	0
Hall	1	0	0.0	0	0
Patriots	26	138	5.3	22	0
Opponents	11	54	4.9	15	0

KICK RETURNS	NO	YDS	AVG	LG	TD
Garron	24	686	28.6	95t	1
Burton	13	238	18.3	42	0
King	9	177	19.7	28	0
Stephens	2	46	23.0	31	0
Crawford	2	24	12.0	18	0
Loudd	1	15	15.0	15	0
Dee	1	14	14.0	14	0
Jacobs	1	0	0.0	0	0
Patriots	53	1200	22.6	95t	1
Opponents	64	1697	26.5	93t	1

SACKS: Eisenhauer 5.5, Addison 5.0, Dee 4.0, Richardson 3.0, Rudolph 3.0, Klein 1.5, Bruney 1.0, Buoniconti 1.0, Team 4.0.

FIELD GOALS	1-19	20-29	30-39	40-49	50+
Cappelletti	7-9	5-9	7-11	1-6	0-0
Patriots	7-9	5-9	7-11	1-6	0-0
Opponents	5-7	3-5	3-5	4-9	0-0

Cappelletti: (46B) (16N,46G,20G) (28G,33G) (28G,12G,38G) (44N,47N) (13G,31N) (25G,17G,31G,11G) (38N) (35G,37G,18G,14N,39G) (30N,26G,20N,26N) (25N) (32G) (29N,18G,43B,9G) (37N,44N,32N,26N).

OPPONENTS: () (49N,10N) (37B,18G) () (33G,26N,24G) (43G,27G) (19G,27N) (14N,46N) (39N,16G,19G,46G,45N) () (36G) (47N,47N,37G) (42G,42G) (19G,21G).

EDITORS NOTE: Due to insufficient data, the starting line-ups from 1960-67 are incomplete.

1962 Coaching Staff: Fred Bruney, Defensive Backfield, Marion Campbell, Defensive Line, Art Spinyan, Offensive Line.

AFL All-Stars (6): LB Tom Addison (2), DB Fred Bruney (2), DE Larry Eisenhauer (1), WR Jim Colclough (1), DB Dick Felt (1), T Charlie Long (1).

PASSING	ATT	CMP	YARDS	CMP%	YDS/ATT	TD	TD%	INT	INT%	LG	SK/YDS	RATING
Parilli	252	140	1988	55.3	7.86	18	7.1	8	3.2	67t	-/-	91.8
Yewcic	126	54	903	42.9	7.17	7	5.6	5	4.0	78t	-/-	69.6
Garron	3	1	39	33.3	13.00	0	0.0	0	0.0	39	-/-	81.9
Patriots	382	195	2930	51.0	7.67	25	6.5	13	3.4	78t	23/164	84.2
Opponents	450	216	3435	48.0	7.63	19	4.2	25	5.6	97t	34/327	64.8

1963 FINAL STATISTICS (7-6-1)

HEAD COACH: MIKE HOLOVAK • FIRST IN AFL EAST • HOME STADIUM: FENWAY PARK

Date	W/L	Score	Opp.	Att.	SCORING	TD	Ru	Pa	Rt	PAT	FG	S	TP	PUNTING	NO	YDS	AVG	LG	BLK
9/08	W	38-14	* N.Y. Jets	24,120	Cappelletti	2	0	2	0	35/36	22/38	0	113	Yewcic	75	2880	38.4	65	2
9/14	L	13-17	at San Diego	26,097	Graham	5	0	5	0	0	0	0	30	Patriots	75	2880	38.4	65	2
9/22	W	20-14	at Oakland	17,131	Crump	5	5	0	0	0	0	0	30	Opponents	88	3515	39.9	68	1
9/29	L	10-14	at Denver	18,636	Parilli	5	5	0	0	0	0	0	30						
10/05	L	24-31	at N.Y. Jets	16,769	Garron	4	2	2	0	0	0	0	24						
10/11	W	20-14	Oakland	26,494	Colclough	3	0	3	0	0	0	0	18						
10/18	W	40-21	Denver	25,418	Lott	3	2	1	0	0	0	0	18						
10/26	L	21-28	at Buffalo	29,243	Romeo	3	0	3	0	0	0	0	18						
11/01	W	45-3	Houston	31,185	Suci	2	0	0	2	0	0	0	12						
11/10	L	6-7	San Diego	28,402	Buoniconti	1	0	0	1	0	0	0	6						
11/17	T	24-24	Kansas City	17,200	Crawford	1	1	0	0	0	0	0	6						
12/01	W	17-7	Buffalo	16,981	Yewcic	1	1	0	0	0	0	0	6						
12/08	W	46-28	at Houston	23,462	Neumann	1	0	1	0	0	0	0	6						
12/14	L	3-35	at Kansas City	12,598	Hunt	1	0	0	1	0	0	0	6						

AFL PLAYOFFS

12/28	W	26-8	at Buffalo	33,044	Rudolph	0	0	0	0	0	0	1	2						
1/05	L	10-51	at San Diego	30,127	TEAM	0	0	0	0	0	0	1	2						

* Boston College Alumni Stadium

TEAM STATISTICS

TEAM STATISTICS	PATS	OPP
TOTAL FIRST DOWNS	227	222
By Rushing	92	59
By Passing	115	144
By Penalty	20	19
TOTAL NET YARDS	4201	3834
Avg. per Game	300.1	273.9
Total Offensive Plays	874	842
Avg. per Play	4.8	4.6
NET YARDS RUSHING	1618	1107
Total Rushing Plays	437	310
Avg. per Rush	3.7	3.6
Avg. per Game	115.6	79.1
NET YARDS PASSING	2583	2727
Avg. per Game	184.5	194.8
Sacked/Yards Lost	27/233	56/526
Gross Yards Passing	2816	3253
Att./Completions	410/184	476/230
Completion Pct.	44.9	48.3
Had Intercepted	29	29
PUNTS/AVERAGE	75/38.4	88/39.9
PUNT RETURNS/AVG	40/9.3	25/13.0
PENALTIES/YARDS	64/614	62/1583
FUMBLES/BALLS LOST	29/12	27/13
TOUCHDOWNS	37	35
Rushing	16	12
Passing	17	21
Returns	4	2

SCORE BY PERIODS

	1	2	3	4	OT	TOTAL
Patriots	60	97	72	98	-	327
Opponents	56	69	59	73	-	257

RUSHING

	NO	YDS	AVG	LG	TD
Garron	179	750	4.1	47t	2
Crawford	71	233	3.3	19	1
Yewcic	22	161	7.3	46	1
Neumann	44	148	3.4	17	0
Parilli	36	126	3.5	19	5
Crump	49	120	2.5	21	5
Lott	35	78	2.2	7	2
Cappelletti	1	2	2.0	2	0
Patriots	437	1618	3.7	47t	16
Opponents	310	1107	3.6	68t	12

RECEIVING

	NO	YDS	AVG	LG	TD
Colclough	42	693	16.5	56t	3
Cappelletti	34	493	14.5	38	2
Romeo	32	418	13.1	38	3
Garron	26	418	16.0	76t	2
Graham	21	550	26.1	77t	5
Crawford	10	89	8.9	28	0
Neumann	10	48	4.8	16	1
Crump	6	46	7.7	12	0
Lott	3	61	20.3	55t	1
Patriots	184	2816	15.3	77t	17
Opponents	230	3253	14.1	74t	21

INTERCEPTIONS

	NO	YDS	AVG	LG	TD
Suci	7	277	39.6	98t	2
Addison	4	27	6.7	17	0
Felt	3	81	27.0	35	0
O'Hanley	3	79	26.3	61	0
Buoniconti	3	42	14.0	26	0
Hall	3	24	8.0	14	0
Shonta	3	15	5.0	12	0
Hunt	1	78	78.0	78t	1
Stephens	1	22	22.0	22	0
Eisenhauer	1	0	0.0	0	0
Patriots	29	645	22.2	98t	3
Opponents	29	353	12.2	62t	1

KICK RETURNS

	NO	YDS	AVG	LG	TD
Garron	28	693	24.7	58	0
Suci	17	360	21.1	35	0
Crump	3	33	11.0	14	0
Watson	1	9	9.0	9	0
Yates	1	0	0.0	0	0
Patriots	50	1095	21.9	58	0
Opponents	68	1587	23.3	47	0

SACKS: Eisenhauer 9.0, Dee 7.0, Buoniconti 6.5, Rudolph 6.0, Antwine 4.0, Addison 2.5, Hall 2.0, Richardson 1.0, Team 8.0.

FIELD GOALS

	1-19	20-29	30-39	40-49	50+
Cappelletti	2-3	3-4	12-16	5-14	0-1
Patriots	2-3	3-4	12-16	5-14	0-1
Opponents	0-1	1-2	2-9	1-8	0-1

Cappelletti: (47N,31G,44N) (35G,9N,36G) (46G,47G) (49N,18G) (45N,22G) (37G,32G) (24G,34G,42G,32G) (23B) (48N,40N,37N, 37G) (38N,36G,25G,37N,55N) (32G,40N, 43N) (41N,43G) (33G,38N,32G,44G) (14G).

OPPONENTS: (39N) (30N,31G) () (43N,38N, 52N) (36G,38N) () (40N,42B) (46G) (12N,48N) (36N,27G,25N,45N) (37N) () (41N,37N, 49N).

EDITORS NOTE: Due to insufficient data, the starting line-ups from 1960-67 are incomplete.

1963 Coaching Staff: Fred Bruney, Defensive Backfield, Marion Campbell, Defensive Line, Art Spinney, Offensive Line.

AFL All-Stars (11): LB Tom Addison (3), DT Houston Antwine (1), LB Nick Buoniconti (1), WR/K Gino Cappelletti (2), DE Bob Dee (2), DE Larry Eisenhauer (2), RB Larry Garron (2), DB Ron Hall (1), G Charlie Long (2), G Billy Neighbors (1), QB Babe Parilli (1).

PASSING	ATT	CMP	YARDS	CMP%	YDS/ATT	TD	TD%	INT	INT%	LG	SK/YDS	RATING
Parilli	337	153	2345	45.4	6.96	13	3.9	24	7.1	77t	--	52.1
Yewcic	70	29	444	41.4	6.34	4	5.7	5	7.1	57t	--	52.3
Crawford	2	2	27	100.0	13.5	0	0.0	0	0.0	15	--	118.8
Garron	1	0	0	0.0	0.0	0	0.0	0	0.0	0	--	39.6
Patriots	410	184	2816	44.9	6.87	17	4.1	29	7.1	77t	66/626	52.5
Opponents	476	230	3253	48.3	6.83	21	4.4	29	6.1	74t	56/526	60.2

1964 FINAL STATISTICS (10-3-1)

HEAD COACH: MIKE HOLOVAK • SECOND IN AFL EAST • HOME STADIUM: FENWAY PARK

Date	W/L	Score	Opp.	Att.
9/13	W	17-14	at Oakland	21,126
9/20	W	33-28	at San Diego	20,568
9/27	W	26-10	* N.Y. Jets	22,716
10/04	W	39-10	at Denver	15,485
10/09	L	17-26	San Diego	35,096
10/16	T	43-43	Oakland	23,279
10/23	W	24-7	Kansas City	27,400
10/31	L	14-35	at N.Y. Jets	45,003
11/06	W	25-24	Houston	28,161
11/15	W	36-28	at Buffalo	42,308
11/20	W	12-7	Denver	24,979
11/29	W	34-17	at Houston	17,560
12/06	W	31-24	at Kansas City	13,166
12/20	L	14-24	Buffalo	38,021

TEAM STATISTICS	PATS	OPP
TOTAL FIRST DOWNS	226	243
By Rushing	66	63
By Passing	144	165
By Penalty	16	15

NET YARDS	PATS	OPP
TOTAL NET YARDS	457	4360
Avg. per Game	323.4	311.4
Total Offensive Plays	856	933
Avg. per Play	5.1	4.7

NET YARDS RUSHING	PATS	OPP
NET YARDS RUSHING	1361	1143
Total Rushing Plays	381	356
Avg. per Rush	3.6	3.2
Avg. per Game	97.2	81.6

NET YARDS PASSING	PATS	OPP
NET YARDS PASSING	3166	3217
Avg. per Game	226.1	229.8
Sacked/Yards Lost	29/301	47/428
Gross Yards Passing	3467	3645
Att./Completions	476/229	530/261
Completion Pct.	48.1	49.2
Had Intercepted	27	31

PUNTS/AVERAGE	PATS	OPP
PUNTS/AVERAGE	78/38.0	82/41.5
PUNT RETURNS/AVG	38/7.3	24/7.7
PENALTIES/YARDS	53/467	84/744
FUMBLES/BALLS LOST	23/12	33/16
TOUCHDOWNS	41	36
Rushing	9	10
Passing	31	23
Returns	1	3

SCORE BY PERIODS	1	2	3	4	OT TOTAL
Patriots	61	84	98	122	- 365
Opponents	65	81	69	82	- 297

SCORING	TD	Ru	Pa	Rt	PAT	Fg	S	TP
Cappelletti	7	0	7	0	36/36	25/39	0	155
Garron	9	2	7	0	0	0	0	54
Graham	6	0	6	0	0	0	0	36
Colclough	5	0	5	0	0	0	0	34
Burton	5	3	2	0	0	0	0	30
Romeo	4	0	4	0	0	0	0	24
Garrett	2	2	0	0	0	0	0	12
Parilli	2	2	0	0	0	0	0	12
O'Hanley	1	0	0	1	0	0	0	6
Rudolph	0	0	0	0	0	0	0	1
Patriots	41	9	31	1	36/36	25/39	1	365
Opponents	36	10	23	3	32/33	14/30	0	297

2-Pt. Conversions: Cappelletti 1-1, Colclough 2-2, Parilli 0-2. Patriots 3-5, Opp.: 2-3.

RUSHING	NO	YDS	AVG	LG	TD
Garron	183	585	3.2	16	2
Burton	102	340	3.3	33	3
Garrett	56	259	4.6	58	2
Parilli	34	168	4.9	32	2
Cappelletti	1	7	7.0	7	0
Yewcic	5	2	0.4	2	0
Patriots	381	1361	3.6	58	9
Opponents	356	1143	3.2	71	10

RECEIVING	NO	YDS	AVG	LG	TD
Cappelletti	49	865	17.7	58t	7
Graham	45	720	16.0	80t	6
Garron	40	350	8.8	52t	7
Colclough	32	657	20.5	59t	5
Burton	27	306	11.3	59t	2
Romeo	26	445	17.1	38	4
Garrett	8	101	12.6	57	0
Snyder	1	12	12.0	12	0
Crawford	1	11	11.0	11	0
Patriots	229	3467	15.1	80t	31
Opponents	261	3645	14.0	80t	23

INTERCEPTIONS	NO	YDS	AVG	LG	TD
Hall	11	148	13.5	50	0
Webb	6	43	7.2	25	0
Buoniconiti	5	75	15.0	26	0
O'Hanley	3	120	40.0	47	1
Felt	2	10	5.0	8	0
Addison	2	4	2.0	4	0
Shonta	1	21	21.0	21	0
Dukes	1	6	6.0	6	0
Patriots	31	427	13.8	50	1
Opponents	27	485	18.0	70	1

PUNTING	NO	YDS	AVG	LG	BLK
Yewcic	73	2787	38.7	63	1
Parilli	5	180	36.0	45	0
Patriots	78	2967	38.0	63	1
Opponents	82	3401	41.5	67	1

PUNT RETURNS	NO	YDS	AVG	LG	TD
Burton	11	78	7.1	19	0
Cloutier	20	136	6.8	40	0
Stephens	5	34	6.8	11	0
Garrett	2	28	14.0	28	0
Patriots	38	276	7.3	40	0
Opponents	24	185	7.7	52	0

KICK RETURNS	NO	YDS	AVG	LG	TD
Garrett	32	749	23.4	42	0
Garron	10	198	19.8	31	0
Burton	7	131	18.7	27	0
Dukes	2	33	16.5	17	0
Stephens	2	5	2.5	5	0
Cloutier	1	46	46.0	46	0
Romeo	1	5	5.0	5	0
Oakes	1	0	0.0	0	0
Watson	1	0	0.0	0	0
Yates	1	0	0.0	0	0
Patriots	58	1167	20.1	46	0
Opponents	70	1637	23.4	93t	1

SACKS: Eisenhauer 7.5, Antwine 5.5, Buoniconiti 4.5, Dee 3.5, St. Jean 3.0, Hunt 2.5, Richardson 2.5, Rudolph 2.5, Dukes 2.0, O'Hanley 1.0, Shonta 1.0, Team 2.0.

FIELD GOALS	1-19	20-29	30-39	40-49	50+
Cappelletti	6-6	5-6	5-9	8-16	1-2
Patriots	6-6	5-6	5-9	8-16	1-2
Opponents	5-6	0-2	5-8	4-13	0-1

Cappelletti: (47N,46N,48G) (41G,57N, 45N, 26N,32G,37G,37G) (47G,26G, 49N,41G,42G, 44N) (11G,30G,16G, 47G,14G,17G) (48G) (41N,31N) (25G) (30N) (25G,33G,22G,41G) () (35N,51G) (35N,28G,15G,45N) (12G) (46N).

OPPOSITIONS: (47N,48N) (26N,30G,12G) (40G, 47N) (32G) (54N,16G,17G) (41G, 33N,37G, 9B,38G) (43G) () (46N,23N, 10G) (41G,33G, 35N) (46N,39N) (49N, 49G,41N) (42G) (12N).

EDITORS NOTE: Due to insufficient data, the starting line-ups from 1960-67 are incomplete.

1964 Coaching Staff: Art Spinney, Offensive Line, Carl Taseff, Defensive Backs, Chuck Weber, Defensive Line/Backfield.

AFL All-Stars (9): LB Tom Addison (4), DT Houston Antwine (2), LB Nick Buoniconiti (2), WR/K Gino Cappelletti (3), DE Bob Dee (3), DE Larry Eisenhauer (3), RB Larry Garron (3), C Jon Morris (1), QB Babe Parilli (2).

RESULTS

PASSING	ATT	CMP	YARDS	CMP%	YDS/ATT	TD	TD%	INT	INT%	LG	SK/YDS	RATING
Parilli	473	228	3465	48.2	7.33	31	6.6	27	5.7	80t	27/279	70.8
Garron	2	0	0	0.0	0.0	0	0.0	0	0.0	0	0/0	39.6
Yewcic	1	1	2	100.0	2.0	0	0.0	0	0.0	2	0/0	79.2
Cappelletti	0	0	0	0.0	0.0	0	0.0	0	0.0	0	1/11	--
Patriots	476	229	3467	48.1	7.28	31	6.5	27	5.7	80t	29/301	70.6
Opponents	530	261	3645	49.2	6.88	23	4.3	31	5.8	80t	47/428	61.9

1965 FINAL STATISTICS (4-8-2)

HEAD COACH: MIKE HOLOVAK • THIRD IN AFL EAST • HOME STADIUM: FENWAY PARK

Date	W/L	Score	Opp.	Att.	RUSHING	NO	YDS	AVG	LG	TD	KICK RETURNS	NO	YDS	AVG	LG	TD
9/11	L	7-24	at Buffalo	45,502	Nance	111	321	2.9	20	5	Cunningham	17	374	22.0	45	0
9/19	L	10-31	at Houston	32,445	Garron	74	259	3.5	59	1	Garrett	12	232	19.3	25	0
9/24	L	10-27	Denver	26,782	Parilli	50	200	4.0	17	0	Burton	7	188	26.9	39	0
10/03	L	17-27	at Kansas City	26,773	Garrett	42	147	3.5	26	1	Bellino	7	138	19.7	26	0
10/08	L	10-24	Oakland	24,824	Burton	45	108	2.4	22	1	Garron	5	141	28.2	36	0
10/17	T	13-13	San Diego	20,924	Bellino	24	49	2.0	10	0	Dukes	3	45	15.0	20	0
10/24	L	21-30	at Oakland	20,858	Johnson	19	29	1.5	9	0	Nance	3	40	13.3	19	0
10/31	W	22-6	at San Diego	33,366	Wilson	8	4	0.5	17	0	Johnson	2	29	14.5	16	0
11/07	L	7-23	Buffalo	24,415	Patriots	373	1117	3.0	59	8	Rudolph	1	4	4.0	4	0
11/14	L	20-30	N.Y. Jets	18,589	Opponents	425	1531	3.6	63t	10	Canale	2	0	0.0	0	0
11/21	T	10-10	Kansas City	13,056	RECEIVING	NO	YDS	AVG	LG	TD	Pyne	1	0	0.0	0	0
11/28	W	27-23	at N.Y. Jets	59,334	Colclough	40	677	16.9	41	3	Patriots	60	1191	19.9	45t	0
12/12	W	28-20	at Denver	27,207	Cappelletti	37	680	18.4	57l	9	Opponents	41	946	23.1	102t	1
12/18	W	42-14	Houston	14,508	Graham	25	316	12.6	33	0	SACKS: Eisenhauer 9.5, Antwine 3.5, Hunt 3.0, Buoniconti 2.0, Pyne 2.0, St. Jean 2.0, Addison 1.0, Hall 1.0, Dukes 0.5, Long 0.5, Team 2.0.					

TEAM STATISTICS	PATS	OPP
TOTAL FIRST DOWNS	214	232
By Rushing	55	92
By Passing	130	127
By Penalty	29	13
TOTAL NET YARDS	3624	4131
Avg. per Game	258.9	295.1
Total Offensive Plays	883	886
Avg. per Play	4.1	4.7
NET YARDS RUSHING	1117	1531
Total Rushing Plays	373	425
Avg. per Rush	3.0	3.6
Avg. per Game	79.8	109.4
NET YARDS PASSING	2507	2600
Avg. per Game	179.1	185.7
Sacks/Yards Lost	37/347	30/291
Gross Yards Passing	2854	2891
Att./Completions	473/193	431/206
Completion Pct.	40.8	47.8
Had Intercepted	29	21
PUNTS/AVERAGE	82/40.1	78/42.1
PENALTIES/YARDS	58/537	72/658
FUMBLES/BALLS LOST	24/12	24/9
TOUCHDOWNS	27	34
Rushing	8	10
Passing	19	17
Returns	0	7

SCORE BY PERIODS	1	2	3	4	OT TOTAL
Patriots	39	98	46	61	- 244
Opponents	60	87	62	93	- 302

SCORING	TD	Ru	Pa	Rt	PAT	FG	S	TP
Cappelletti	9	0	9	0	27/27	17/27	0	132
Nance	5	5	0	0	0	0	0	30
Burton	3	1	2	0	0	0	0	18
Colclough	3	0	3	0	0	0	0	18
Garrett	3	1	2	0	0	0	0	18
Romeo	2	0	2	0	0	0	0	12
Garron	2	1	1	0	0	0	0	12
Cunningham	0	0	0	0	0	0	1	2
Team	0	0	0	0	0	0	1	2
Patriots	27	8	19	0	27/27	17/27	2	244
Opponent	34	10	17	7	28/28	22/40	0	302

2-Pt. Conversions: Patriots 0-0; Opp. 2-6 (1-4 pass; 1-2 run)

INTERCEPTIONS	NO	YDS	AVG	LG	TD
Hall	3	35	11.7	29	0
Buoniconti	3	31	10.3	26	0
Shonta	2	46	23.0	27	0
Webb	2	45	22.5	45	0
Cunningham	2	16	8.0	10	0
Hennessey	2	14	7.0	14	0
Graves	2	0	0.0	0	0
Farmer	1	16	16.0	16	0
Addison	1	13	13.0	13	0
Dukes	1	10	10.0	10	0
O'Hanley	1	5	5.0	5	0
Antwine	1	2	2.0	2	0
Patriots	21	233	11.1	45	0
Opponents	29	365	12.6	38t	4

PUNTING	NO	YDS	AVG	LG	BLK
Yewic	76	3094	40.7	70	2
Wilson	6	194	36.0	49	1
Patriots	82	3288	40.1	70	3
Opponents	78	3281	42.1	64	0

PUNT RETURNS	NO	FC	YDS	AVG	LG	TD
Burton	15	0	61	4.1	12	0
Cunningham	5	0	35	7.0	13	0
Hennessey	5	0	21	4.2	9	0
Garrett	1	0	19	19.0	19	0
Nance	1	0	16	16.0	16	0
Patriots	27	0	152	5.6	19	0
Opponents	33	0	232	7.0	41	0

FIELD GOALS	1-19	20-29	30-39	40-49	50+
Patriots	5/5	4/7	7/11	0/2	1/2
Opponents	11/11	3/5	5/14	3/8	0/2

Cappelletti:	(47N)	(336,38N,25B)	(16G)
(18G)	(13G)	(21G,26B,22G)	0 (36N,30G,33G)
(29N)	(35N,30G,30G,42N)	(17G)	(33G,53G) 0
	(36N,20G,50N,10G,24G,31G)		

EDITORS NOTE: Due to insufficient data, the starting line-ups from 1960-67 are incomplete.

1965 Coaching Staff: Jesse Richardson, Defensive Line, Art Spinney, Offensive Line, Chuck Weber, Defensive Line/ Backfield.

AFL All-Stars (4): DT Houston Antwine (3), LB Nick Buoniconti (3), DE Bob Dee (4), C Jon Morris (2).

PASSING	ATT	CMP	YARDS	CMP%	YDS/ATT	TD	TD%	INT	INT%	LG	SK/YDS	RATING
Parilli	426	173	2597	40.6	6.10	18	4.2	26	6.1	73t	--	50.0
Wilson	46	20	257	43.5	5.59	1	2.2	3	6.5	30	--	41.7
Yewic	1	0	0	0.0	0.00	0	0.0	0	0.0	0	--	39.6
Patriots	473	193	2854	40.8	6.03	19	4.0	29	6.1	73t	37/347	49.1
Opponents	431	206	2891	47.8	6.71	17	3.9	21	4.9	85t	30/291	49.7

1966 FINAL STATISTICS (8-4-2)

HEAD COACH: MIKE HOLOVAK • SECOND IN AFL EAST • HOME STADIUM: FENWAY PARK

Date	W/L	Score	Opp.	Att.	RUSHING	NO	YDS	AVG	LG	TD	KICK RETURNS	NO	YDS	AVG	LG	TD	
9/10	L	0-24	at San Diego	29,539	Nance	299	1458	4.9	65t	11	Bellino	18	410	22.8	43	0	
9/18	W	24-10	at Denver	25,337	Garron	101	319	3.2	54	4	Cunningham	17	371	21.8	39	0	
9/25	L	24-43	Kansas City	22,641	Cappadonna	22	88	4.0	13	1	Purvis	8	185	23.1	34	0	
10/02	T	24-24	N.Y. Jets	27,255	Parilli	28	42	1.5	17	1	Cappadonna	3	46	15.3	17	0	
10/08	W	20-10	at Buffalo	45,542	Huarte	7	40	5.7	13	0	Garron	2	49	24.5	29	0	
10/23	W	35-17	San Diego	32,371	Garrett	13	21	1.6	5	0	Johnson, B.	2	45	22.5	23	0	
10/30	W	24-21	Oakland	26,941	Yewic	1	-5	-5.0	-5	0	Singer	1	27	27.0	27	0	
11/06	L	10-17	Denver	18,154	Patriots	471	1963	4.2	65t	17	Mangum	1	8	8.0	8	0	
11/13	W	27-21	Houston	23,426	Opponents	369	1135	3.1	61	7	Colclough	1	2	2.0	2	0	
11/20	T	27-27	at Kansas City	41,475	Patriots	54	1145	21.2	43	0	Johnson	1	2	2.0	2	0	
11/27	W	20-14	at Miami	22,754	Opponents	46	988	21.5	62	0	Patriots	54	1145	21.2	43	0	
12/04	W	14-3	Buffalo	39,350	Opponents	46	988	21.5	62	0	Opponents	46	988	21.5	62	0	
12/11	W	38-14	at Houston	17,100	RECEIVING	NO	YDS	AVG	LG	TD	SACKS: Hunt 9.0, Eisenhauer 4.5, Dee 2.5, Addison 2.0, Farmer 2.0, Antwine 1.5, Fraser 1.5, Team 1.0.	FIELD GOALS	1-19	20-29	30-39	40-49	50+
12/17	L	28-38	at N.Y. Jets	58,921	Graham	51	673	13.2	42	4	Cappelletti	6/6	1/4	6/9	3/11	0/2	
					Cappelletti	43	676	15.7	63t	6	Patriots	6/6	1/4	6/9	3/11	0/2	
					Garron	30	416	13.9	61t	5	Opponents	6/6	1/5	2/7	2/7	0/1	
					Whalen	29	502	17.3	45	4	Opponents	6/6	1/5	2/7	2/7	0/1	
					Colclough	16	284	17.8	32	0	Opponents	6/6	1/5	2/7	2/7	0/1	
					Nance	8	103	12.9	45	0	Opponents	6/6	1/5	2/7	2/7	0/1	
					Bellino	6	77	12.8	25t	1	Opponents	6/6	1/5	2/7	2/7	0/1	
					Romeo	2	46	23.0	29	0	Opponents	6/6	1/5	2/7	2/7	0/1	
					Garrett	1	7	7.0	7	0	Opponents	6/6	1/5	2/7	2/7	0/1	
					Patriots	186	2784	15.0	63t	20	Opponents	6/6	1/5	2/7	2/7	0/1	
					Opponents	247	3565	14.4	77t	26	Opponents	6/6	1/5	2/7	2/7	0/1	

TEAM STATISTICS	PATS	OPP
TOTAL FIRST DOWNS	243	243
By Rushing	100	68
By Passing	121	153
By Penalty	22	22
TOTAL NET YARDS	4536	4491
Avg. per Game	324.0	320.8
Total Offensive Plays	889	900
Avg. per Play	5.1	5.0
NET YARDS RUSHING	1963	1135
Total Rushing Plays	471	369
Avg. per Rush	4.2	3.1
Avg. per Game	140.2	81.1
NET YARDS PASSING	2573	3356
Avg. per Game	183.8	239.7
Sacked/Yards Lost	25/211	22/209
Gross Yards Passing	2784	3565
Att./Completions	393/186	509/247
Completion Pct.	47.3	48.5
Had Intercepted	21	22
PUNTS/AVERAGE	76/36.5	86/38.5
PENALTIES/YARDS	64/601	76/757
FUMBLES/BALLS LOST	25/13	30/15
TOUCHDOWNS	38	36
Rushing	17	7
Passing	20	26
Returns	1	3

SCORE BY PERIODS	1	2	3	4	OT TOTAL
Patriots	58	111	89	57	- 315
Opponents	64	58	61	100	- 283

SCORING	TD	Ru	Pa	Rt	PAT	FG	S	TP
Cappelletti	6	0	6	0	35/36	16/32	0	119
Nance	11	11	0	0	0	0	0	66
Garron	9	4	5	0	0	0	0	54
Graham	4	0	4	0	0	0	0	24
Whalen	4	0	4	0	0	0	0	24
Cappadonna	1	1	0	0	0	0	0	8
Bellino	1	0	1	0	0	0	0	6
Hunt	1	0	0	1	0	0	0	6
Parilli	1	1	0	0	0	0	0	6
Romeo	0	0	0	0	0	0	0	2
Patriots	38	17	20	1	35/36	16/32	0	315
Opponents	36	7	26	3	34/36	11/26	0	283

2-Pt. Conversions: Cappadonna 1-1, Romeo 1-1. Patriots 2-2; opp. 0-0.

INTERCEPTIONS	NO	YDS	AVG	LG	TD
Hall	6	159	26.5	87	0
Hennessey	6	99	16.5	33	0
Buoniconti	4	43	10.8	41	0
Felt	2	35	17.5	32	0
Shonta	1	9	9.0	9	0
Fraser	1	3	3.0	3	0
Graves	1	0	0.0	0	0
Webb	1	0	0.0	0	0
Patriots	22	348	15.8	87	0
Opponents	21	204	9.7	32t	2

PUNTING	NO	YDS	AVG	LG	BLK
Fraser	55	2044	37.2	68	2
Yewic	21	732	34.9	49	1
Patriots	76	2776	36.5	68	3
Opponents	86	3312	38.5	60	1

PUNT RETURNS	NO	FC	YDS	AVG	LG	TD
Hennessey	7	0	39	5.6	11	0
Johnson	7	0	37	5.3	12	0
Purvis	5	0	43	8.6	18	0
Bellino	4	0	19	4.8	13	0
Graves	1	0	5	5.0	5	0
Patriots	24	0	143	6.0	18	0
Opponents	20	0	127	6.4	21	1

EDITOR'S NOTE:	1-19	20-29	30-39	40-49	50+
Cappelletti:	6/6	1/4	6/9	3/11	0/2
Patriots	6/6	1/4	6/9	3/11	0/2
Opponents	6/6	1/5	2/7	2/7	0/1

Cappelletti: (45N) (24N,44G,14G,32G) (30G) (51N,17G) (10G,47N,31G,50N) (47N) (14G,45N) (34B,33G,31N,20N) (28G,44G,29N) (31G,19G) (47B,32G,49G,42N) (42N,41B) (13G,35N) (1).

OPONENTS: (10G,40N) (18G) (11G) (48N,38N,30N,17G) (33N,36N,37G,27N) (25N,43G) (45N,28N,52N) (36G,42N) (34N,48N) (23G,40G,28N) (1) (11G) (11G).

EDITORS NOTE: Due to insufficient data, the starting line-ups from 1960-67 are incomplete.

1966 Coaching Staff: Rommie Loudd, Linebackers, Jesse Richardson, Defensive Line, Art Spinney, Offensive Line, Chuck Weber, Defensive Line/Backfield.

AFL All-Stars (11): DT Houston Antwine (4), LB Nick Buoniconti (4), WR/K Gino Cappelletti (4), DE Larry Eisenhauer (4), DT Jim Lee Hunt (2), C Jon Morris (3), FB Jim Nance (1), T Tom Neville (1), QB Babe Parilli (3), DB Chuck Shonta (1), G Len St. Jean.

PASSING	ATT	CMP	YARDS	CMP%	YDS/ATT	TD	TD%	INT	INT%	LG	SK/YDS	RATING
Parilli	382	181	2721	47.4	7.12	20	5.2	20	5.2	63t	-/-	66.9
Huarte	11	5	63	45.5	5.73	0	0.0	1	9.0	17	-/-	25.9
Patriots	393	186	2784	47.3	7.08	20	5.1	21	5.3	63t	25/211	65.7
Opponents	509	247	3565	48.5	7.00	26	5.1	22	4.3	77t	22/209	70.7

1967 FINAL STATISTICS (3-10-1)

HEAD COACH: MIKE HOLOVAK • FIFTH IN AFL EAST • HOME STADIUM: FENWAY PARK

Date	W/L	Score	Opp.	Att.	RUSHING	NO	YDS	AVG	LG	TD	KICK RETURNS	NO	YDS	AVG	LG	TD
9/03	L	21-26	at Denver	35,488	Nance	269	1216	4.5	53	7	Cunningham	30	627	20.9	41	0
9/09	L	14-28	at San Diego	39,227	Garron	46	163	3.5	20	0	Bellino	18	357	19.8	32	0
9/17	L	7-35	at Oakland	26,289	Cappadona	28	100	3.6	11	0	Leo	11	232	21.1	31	0
9/24	W	23-0	at Buffalo	45,748	Parilli	14	61	4.4	18	0	Garrett	4	73	18.3	20	0
10/08	T	31-31	at San Diego	23,620	Trull	19	35	1.8	10	3	Garron	3	73	24.3	26	0
10/15	W	41-10	Miami	23,955	Bellino	6	15	2.5	10	0	Cappadona	3	26	14.5	20	0
10/22	L	14-48	Oakland	25,057	Leo	1	7	7.0	7	0	Singer	2	29	14.5	20	0
10/29	L	23-30	at N.Y. Jets	62,784	Garrett	5	7	1.4	8	0	Ilg	1	10	10.0	10	0
11/05	W	18-7	Houston	19,422	Huarte	2	5	2.5	4	0	Johnson	1	9	9.0	9	0
11/12	L	10-33	Kansas City	23,010	Graham	1	-5	-5.0	-5	0	Patriots	73	1436	19.7	41	0
11/19	L	24-29	N.Y. Jets	26,790	Patriots	391	1604	4.1	53	10	Opponents	45	946	21.0	51	0
11/26	L	6-27	at Houston	28,044	Opponents	417	1350	3.2	67	12						
12/09	L	16-44	at Buffalo	20,627												
12/17	L	32-41	at Miami	25,969												

TEAM STATISTICS	PATS	OPP
TOTAL FIRST DOWNS	219	219
By Rushing	80	61
By Passing	120	138
By Penalty	19	20
TOTAL NET YARDS	4027	4206
Avg. per Game	287.6	300.4
Total Offensive Plays	870	871
Avg. per Play	4.6	4.8
NET YARDS RUSHING	1604	1350
Total Rushing Plays	391	417
Avg. per Rush	4.1	3.2
Avg. per Game	114.6	96.4
NET YARDS PASSING	2423	2856
Avg. per Game	173.1	204.0
Sacked/Yards Lost	45/361	31/267
Gross Yards Passing	2784	3123
Att./Completions	434/191	423/211
Completion Pct.	44.0	49.9
Had Intercepted	32	17
PUNTS/AVERAGE	65/40.5	73/41.9
PENALTIES/YARDS	59/520	70/722
FUMBLES/BALLS LOST	37/22	26/15
TOUCHDOWNS	33	48
Rushing	10	12
Passing	20	28
Returns	3	8

SCORE BY PERIODS	1	2	3	4	OT	TOTAL
Patriots	74	81	60	65	-	280
Opponents	76	139	66	108	-	389

SCORING	TD	R	Pa	Rt	PAT	FG	S	TP
Cappelletti	3	0	3	0	29/30	16/31	0	95
Nance	8	7	1	0			0	48
Garron	5	0	5	0			0	30
Whalen	5	0	5	0			0	30
Graham	4	0	4	0			0	24
Trull	3	3	0	0			0	18
Cappadona	1	0	1	0			0	6
Charles	1	0	0	1			0	6
Cunningham	1	0	0	1			0	6
Garrett	1	0	0	1			0	6
Leo	1	0	0	0			0	6
Buoniconti	0	0	0	0			1	2
Hunt	0	0	0	0			1	2
Canale	0	0	0	0	1/1	0/0	0	1
Patriots	33	10	20	3	30/31	16/31	2	280
Opponent	48	12	28	8	44/46	19/31	0	389

2-Pt. Conversions: Patriots 0-2, Opp. 0-2.

RECEIVING	NO	YDS	AVG	LG	TD
Graham	41	606	14.8	79T	4
Whalen	39	651	16.7	41T	5
Cappelletti	35	397	11.3	35	3
Garron	30	507	16.9	66	5
Nance	22	196	8.9	36	1
Colclough	14	263	18.8	52	0
Cappadona	6	104	17.3	42	1
Leo	1	25	25.0	25T	1
Nichols	1	19	19.0	19	0
Garrett	1	12	12.0	12	0
Romeo	1	4	4.0	4	0
Patriots	191	2784	14.6	79T	20
Opponents	211	3123	10.1	75T	28

INTERCEPTIONS	NO	YDS	AVG	LG	TD
Webb	4	91	22.8	41	0
Buoniconti	4	7	1.8	7	0
Shonta	3	57	19.0	28	0
Mitchell	3	9	3.0	9	0
Cunningham, J.	1	54	54.0	54	0
Charles	1	35	35.0	35T	0
Hall	1	4	4.0	4	0
Patriots	17	257	15.1	54T	2
Opponents	32	640	20.0	68T	7

PUNTING	NO	YDS	AVG	LG	BLK
Swanson	65	2632	40.5	62	0
Patriots	65	2632	40.5	62	0
Opponents	73	3062	41.9	60	1

PUNT RETURNS	NO	FC	YDS	AVG	LG	TD
Bellino	15	8	129	8.6	18	0
Cunningham, J.	17	5	105	6.2	44	0
Johnson	6	1	124	20.7	52	0
Leo	5	0	54	10.8	43	0
Patriots	43	14	412	9.6	52	0
Opponents	31	12	252	8.1	39	0

SACKS: Antwine 6.0, Eisenhauer 6.0, Hunt 5.0, Dee 2.5, Buoniconti 1.0, Ilg 1.0, Satcher 1.0, Shonta 1.0, Philpott 0.5, Team 2.0.

FIELD GOALS	1-19	20-29	30-39	40-49	50+
Cappelletti	4/6	3/4	3/6	6/11	0/4
Patriots	4/6	3/4	3/6	6/11	0/4
Opponents	7/8	6/7	4/6	2/9	0/1

Cappelletti: () (38N) () (33G,23G,49N, 20N,44N,44N,45G) (37N,51N,41G) (36N,17B) () (14G,42G,33G) (50N,40G,13B,12G,18G) (47N,24G) (14G) (40G,50N,51N,30G) (40N) (41G,20G).

OPPONENTS: (20G,9G) (45N,50N,42N) () (49N,20N,39N) (32G,49N) (34G,35N) (12G,24G) (41N,14G,21G,26G,15N) () (33G,36G) (40G,49N) (44G,47N,23G) (12G,11G,23G) (13G,13G).

EDITORS NOTE: Due to insufficient data, the starting line-ups from 1960-67 are incomplete.

1967 Coaching Staff: Rommie Loudd, Linebackers, Jesse Richardson, Defensive Line, Art Spinney, Offensive Line, Chuck Weber, Defensive Line/Backfield.

AFL All-Stars (7): DT Houston Antwine (5), LB Nick Buoniconti (5), RB Larry Garron (4), DT Jim Lee Hunt (3), C Jon Morris (4), FB Jim Nance (2), T Don Oakes (1).

PASSING	ATT	CMP	YARDS	CMP%	YDS/ATT	TD	TD%	INT	INT%	LG	SK/YDS	RATING
Parilli	344	161	2317	46.8	6.74	19	5.5	24	7.0	79T	29/250	58.5
Trull	81	27	442	33.3	5.46	1	1.2	7	8.6	52	11/75	20.7
Huarte	9	3	25	33.3	2.78	0	0.0	1	11.1	15	5/36	2.8
Patriots	434	191	2784	44.0	6.41	20	4.6	32	7.4	79T	45/361	50.1
Opponents	423	211	3123	49.9	7.38	28	6.6	17	4.0	75T	31/267	79.7

1968 FINAL STATISTICS (4-10)

HEAD COACH: MIKE HOLOVAK - FOURTH IN AFL EAST - HOME STADIUM: FENWAY PARK

Date	W/L	Score	Opp.	Att.	RUSHING	NO	YDS	AVG	LG	TD	KICK RETURNS	NO	YDS	AVG	LG	TD
9/08	W	16-7	at Buffalo	38,865	Nance	177	593	3.4	30t	4	Porter	36	812	22.6	61	0
9/22	L	31-47	*N.Y. Jets	29,192	Gamble	78	311	4.0	40t	1	Johnson, B.	22	442	20.1	36	0
9/29	W	20-17	at Denver	37,024	Thomas	88	215	2.4	25	2	Marsh	4	74	18.5	27	0
10/06	L	10-41	at Oakland	44,253	Garron	36	97	2.7	18	1	Johnson, D.	3	63	21.0	26	0
10/13	L	0-16	Houston	32,502	Sherman	25	80	3.2	17	0	Long	2	20	10.0	11	0
10/20	W	23-6	Buffalo	21,082	Taliaferro	8	51	6.4	21	0	Thomas	1	22	22.0	22	0
10/27	L	14-48	at N.Y. Jets	62,351	Marsh	4	8	2.0	11	0	Graham	1	9	9.0	9	0
11/03	L	14-35	Denver	18,304	Johnson	2	6	3.0	6	0	Cheyanski	1	0	0.0	0	0
11/10	L	17-27	San Diego	19,278	Cappelletti	1	2	2.0	2	0	Gamble	1	0	0.0	0	0
11/17	L	17-31	at Kansas City	48,271	Whalen	1	0	0.0	0	0	Patriots	71	1442	20.3	61	0
11/24	L	10-34	Miami	18,305	Corcoran	1	-1	-1.0	-1	0	Opponents	40	901	22.5	63	0
12/01	W	33-14	Cincinnati	17,796	Patriots	421	1362	3.2	40t	8						
12/08	L	7-38	at Miami	24,242	Opponents	479	1825	3.8	55t	22						
12/15	L	17-45	at Houston	34,198												

* at Birmingham, Ala.

TEAM STATISTICS	PATS	OPP
TOTAL FIRST DOWNS	181	237
By Rushing	69	86
By Passing	94	123
By Penalty	18	28
TOTAL NET YARDS	3127	4415
Avg. per Game	223.4	315.4
Total Offensive Plays	868	922
Avg. per Play	3.6	4.8
NET YARDS RUSHING	1362	1825
Total Rushing Plays	421	479
Avg. per Rush	3.2	3.8
Avg. per Game	97.3	130.4
NET YARDS PASSING	1765	2590
Avg. per Game	126.1	185.0
Sacked/Yards Lost	38/356	27/236
Gross Yards Passing	2121	2826
Att./Completions	409/160	416/200
Completion Pct.	39.1	48.1
Had Intercepted	33	23
PUNTS/AVERAGE	96/39.9	81/40.5
PENALTIES/YARDS	67/682	70/874
FUMBLES/BALLS LOST	28/20	37/17
TOUCHDOWNS	26	49
Rushing	8	22
Passing	16	20
Returns	2	7

SCORE BY PERIODS	1	2	3	4	OT TOTAL
Patriots	45	57	65	62	- 229
Opponents	83	111	89	123	- 406

SCORING	TD	Ru	Pa	Rt	PAT	FG	S	TP
Cappelletti	2	0	2	0	26/26	15/27	0	83
Whalen	7	0	7	0	0	0	0	42
Marsh	4	0	4	0	0	0	0	24
Nance	4	4	0	0	0	0	0	24
Gamble	2	1	1	0	0	0	0	12
Thomas	2	2	0	0	0	0	0	12
Garron	1	1	0	0	0	0	0	6
Graham	1	0	1	0	0	0	0	6
Philpott	1	0	1	0	0	0	0	6
Scarpitto	1	0	1	0	0	0	0	6
Witt	1	0	1	0	0	0	0	6
Satcher	0	0	0	0	0	0	0	1
Patriots	26	8	16	2	26/26	15/27	1	229
Opponents	49	22	20	7	49/49	21/31	0	406

2-Pt. Conversions: Patriots 0-0, Opp. 0-0.

RECEIVING	NO	YDS	AVG	LG	TD
Whalen	47	718	15.3	87t	7
Marsh	19	331	17.4	70t	4
Murphy	18	268	14.9	26	0
Graham	16	242	15.1	34	1
Nance	14	51	3.6	13	0
Cappelletti	13	182	14.0	30	2
Gamble	11	55	5.0	16	1
Thomas	10	85	8.5	32	0
Colclough	8	136	17.0	44	0
Scarpitto	2	49	24.5	33t	1
Garron	1	4	4.0	4	0
Canale	1	0	0.0	0	0
Patriots	160	2121	13.3	87t	16
Opponents	200	2826	14.1	90t	20

INTERCEPTIONS	NO	YDS	AVG	LG	TD
Mitchell	7	41	5.9	20	0
Philpott	4	31	7.8	17	0
Buoniconti	3	22	7.3	14	0
Johnson	2	33	16.5	19	0
McMahon	2	27	13.5	27	0
Charles	1	29	29.0	29	0
Cheyanski	1	21	21.0	21	0
Johnson	1	11	11.0	11	0
Witt	1	4	4.0	4t	1
Satcher	1	1	1.0	1	0
Patriots	23	220	9.6	29	1
Opponents	33	510	15.5	94t	3

PUNTING	NO	YDS	AVG	LG	BLK
Swanson	62	2449	39.5	57	2
Scarpitto	34	1382	40.6	87	2
Patriots	96	3831	39.9	87	4
Opponents	81	3280	40.5	65	0

PUNT RETURNS	NO	FC	YDS	AVG	LG	TD
Porter	22	5	135	6.1	24	0
Johnson, B.	10	8	34	3.4	9	0
Leo	2	0	12	6.0	8	0
Graham	2	3	11	5.5	6	0
Johnson, D.	1	3	5	5.0	5	0
Patriots	37	19	197	5.3	24	0
Opponents	59	13	502	8.5	26	1

SACKS: Antwine 7.5, Philpott 4.0, Byrd 3.5, Buoniconti 3.0, Witt 3.0, Hunt 1.5, Cheyanski 1.0, Toner 1.0, Eisenhauer 0.5, Team 2.0.

FIELD GOALS	1-19	20-29	30-39	40-49	50+
Cappelletti	4/4	6/7	4/6	1/8	0/2
Patriots	4/4	6/7	4/6	1/8	0/2
Opponents	7/8	7/8	4/5	3/8	0/2

Cappelletti: (106,286,306) (31G) (50N,22G,42N,7G) (24G) (49N) (39G,50N,20G,49N,16G) (1) (25N,45N,35G) (29G,34B,45N,35N) (15G,49N) (27G,42B) (1) (42G).

OPPENETS: (42N,47B) (30G,27G,27G,48G) (27G,43N,24N) (19G,33G) (44G,40B,13B,15G,25G) (166,11G) (12G, 23G) (1) (32G,33G) (40G,50N) (17G,22G) (1) (33N,25G) (54N,42N,16G).

STARTERS:

OFFENSE: WR Art Graham (6), Jim Colclough (4), Bill Murphy (4); LT Tom Funchess (12), Don Oakes (2); LG Justin Canale (13), Tom Funchess (1); C Jon Morris (14), RG Lennie Ste. Jean (13), Carl Singer (1); RT Tom Neville (13), D. Oakes (1); TE Jim Whalen (13); Bobby Nichols (1); WR Aaron Marsh (12), Gino Cappelletti (2); QB Mike Taliaferro (8), Tom Sherman (5), Jim Corcoran (1); RB R.C. Gamble (5), Jim Nance (5), Gene Thomas (3), Bill Murphy (1); FB J. Nance (7), R.C. Gamble (3), Larry Garron (2), G. Thomas (2).

DEFENSE: LE Dennis Byrd (10), Jim Lee Hunt (4); LT J.L. Hunt (10), D. Byrd (4); RE Larry Eisenhauer (8), Mel Witt (6); RT Houston Antwine (14); LLB Ed Philpott (14); MLB Nick Buoniconti (9), Jim Cheyanski (4), Ray Ili (1); RLB Doug Satcher (13), Ed Koontz (1); LCB Leroy Mitchell (13), Daryl Johnson (1); RCB D. Johnson (10), John Charles (1), Bill Johnson (1), Art McMahon (1), L. Mitchell (1); SS J. Charles (6), Don Webb (4), B. Johnson (3), A. McMahon (1); FS D. Webb (5), J. Charles (4), A. McMahon (3), B. Johnson (1), D. Johnson (1).

1968 Coaching Staff: Claude Gibson, Defensive Backfield, Jesse Richardson, Defensive Line, Art Spinney, Offensive Line, Tom Yewciff Offensive Backfield.

AFL All-Stars (5): DT Houston Antwine (6), WR/K Gino Cappelletti (5), CB Leroy Mitchell (1), C. Jon Morris (5), T Tom Neville (2).

PASSING	ATT	CMP	YARDS	CMP%	YDS/ATT	TD	TD%	INT	INT%	LG	SK/YDS	RATING
Sherman	226	90	1199	39.8	5.31	12	5.3	16	7.1	87t	19/190	45.6
Taliaferro	176	67	889	38.1	5.05	4	2.3	15	8.5	70t	18/156	26.9
Corcoran	7	3	33	42.9	4.71	0	0.0	2	28.6	14	1/10	17.9
Patriots	409	160	2121	39.1	5.19	16	3.9	33	8.1	87t	38/356	35.7
Opponents	416	200	2826	48.1	6.79	20	4.8	23	5.5	90t	27/236	63.4

1969 FINAL STATISTICS (4-10)

HEAD COACH: CLIVE RUSH • TIED THIRD IN AFL EAST • HOME STADIUM: ALUMNI STADIUM (BOSTON COLLEGE)

Date	W/L	Score	Opp.	Att.	RUSHING	NO	YDS	AVG	LG	TD	KICK RETURNS	NO	YDS	AVG	LG	TD
9/14	L	7-35	at Denver	43,679	Nance	193	750	3.9	43	6	Garrett	28	792	28.3	63	0
9/21	L	0-31	Kansas City	22,002	Garrett	137	691	5.0	80t	5	Marsh	6	136	22.7	41	0
9/28	L	23-38	Oakland	19,069	Gamble	16	35	2.2	9	0	Blanks	6	131	21.8	25	0
10/05	L	14-23	N.Y. Jets	25,584	Blanks	7	30	4.3	12	0	Scott	6	43	7.2	14	0
10/11	L	16-23	at Buffalo	46,201	Frazier	2	-1	-0.5	9	0	Gladieux	4	61	15.3	20	0
10/19	L	10-13	San Diego	18,346	Taliaferro	12	-16	-1.3	2	0	Carwell	1	28	28.0	28	0
10/26	L	17-23	at N.Y. Jets	62,298	Patriots	367	1489	4.1	80t	11	Gamble	1	23	23.0	23	0
11/02	W	24-0	Houston	19,006	Opponents	528	2359	4.5	72	18	Berger	1	20	20.0	20	0
11/09	L	16-17	Miami	19,821	RECEIVING	NO	YDS	AVG	LG	TD	Schottenheimer	1	13	13.0	13	0
11/16	W	25-14	at Cincinnati	27,927	Garrett	29	267	9.2	34	2	Patriots	54	1247	23.1	63	0
11/23	W	35-21	Buffalo	25,584	Nance	29	168	5.8	27	0	Opponents	56	1068	19.1	47	0
11/30	W	38-23	at Miami*	32,121	Sellers	27	705	26.1	77	6	SACKS:	Antwine 5.0, Hunt 3.5, Eisenhauer 3.0, Berger 2.0, Cheyonski 1.5, Carwell 1.0, Henke 1.0, Jacobs 1.0, Philpott 1.0, Witt 1.0, Team 2.0.				
12/07	L	18-28	at San Diego	33,146	Frazier	19	306	16.1	50t	7	FIELD GOALS	1-19 20-29 30-39 40-49 50+				
12/14	L	23-27	at Houston	39,215	Rademacher	17	217	12.8	40	3	Cappelletti	6/7 1/4 6/12 1/9 0/2				

*Tampa, Fla.

TEAM STATISTICS	PATS	OPP
TOTAL FIRST DOWNS	166	278
By Rushing	64	142
By Passing	87	115
By Penalty	15	21
TOTAL NET YARDS	3419	4810
Avg. per Game	244.2	343.6
Total Offensive Plays	729	898
Avg. per Play	4.7	5.4
NET YARDS RUSHING	1489	2359
Total Rushing Plays	367	528
Avg. per Rush	4.1	4.5
Avg. per Game	106.4	168.5
NET YARDS PASSING	1930	2451
Avg. per Game	138.6	175.1
Sacked/Yards Lost	24/261	22/159
Gross Yards Passing	2191	2619
Att./Completions	338/203	348/203
Completion Pct.	47.9	58.3
Had Intercepted	18	20
PUNTS/AVERAGE	70/41.5	55/38.6
PENALTIES/YARDS	77/837	69/810
FUMBLES/BALLS LOST	15/10	33/14
TOUCHDOWNS	32	38
Rushing	11	18
Passing	19	18
Returns	2	2

SCORE BY PERIODS	1	2	3	4	OT	TOTAL
Patriots	88	63	24	91	-	266
Opponents	78	82	92	64	-	316

SCORING	TD	Ru	Pa	Rt	PAT	FG	S	TP
Cappelletti	0	0	0	0	26/27	14/34	0	68
Frazier	7	0	7	0	0	0	0	42
Garrett	7	5	2	0	0	0	0	42
Nance	6	6	0	0	0	0	0	36
Sellers	6	0	6	0	0	0	0	36
Rademacher	3	0	3	0	0	0	0	18
Johnson	1	0	0	1	0	0	0	8
Charles	1	0	0	1	0	0	0	6
Whalen	1	0	1	0	0	0	0	6
Jones	0	0	0	0	0	0	1	2
Hammond	0	0	0	0	0	0	0	2
Patriots	32	11	19	2	26/27	14/34	2	266
Opponents	38	18	18	2	37/38	17/28	0	316

2-Pt. Conversions: Hammond 1-1, Janik 0-1, Taliaferro 0-1, Patriots 1-3, Opp. 0-0.

RECEIVING	NO	YDS	AVG	LG	TD
Garrett	29	267	9.2	34	2
Nance	29	168	5.8	27	0
Sellers	27	705	26.1	77	6
Frazier	19	306	16.1	50t	7
Rademacher	17	217	12.8	40	3
Whalen	16	235	14.7	47	1
Marsh	8	108	13.5	21	0
Gamble	7	74	10.6	20	0
Brown	6	69	11.5	15	0
Blanks	2	16	8.0	13	0
Cappelletti	1	21	21.0	21	0
Richardson	1	5	5.0	5	0
Patriots	162	2191	13.5	77	19
Opponents	203	2610	12.9	76t	18

INTERCEPTIONS	NO	YDS	AVG	LG	TD
Carwell	4	114	28.5	38	0
Charles	4	46	11.5	25t	1
Philpott	4	37	9.2	16	0
Webb	2	32	16.0	32	0
Johnson	2	23	11.5	23	0
Cheyonski	1	37	37.0	37	0
Bramlett	1	26	26.0	26	0
Janik	1	8	8.0	8	0
Schottenheimer	1	3	3.0	3	0
Patriots	20	326	16.3	38	1
Opponents	18	225	12.5	37	1

PUNTING	NO	YDS	AVG	LG	BLK
Janik	70	2903	41.5	56	0
Patriots	70	2903	41.5	56	0
Opponents	55	2123	38.6	56	0

PUNT RETURNS	NO	FC	YDS	AVG	LG	TD
Garrett	12	0	159	13.3	45	0
Carwell	5	0	43	8.6	13	0
Blanks	5	2	10	2.0	12	0
Janik	1	0	0	0.0	0	0
Gamble	0	1	0	0.0	0	0
Gladieux	0	3	0	0.0	0	0
Patriots	23	6	212	9.2	45	0
Opponents	19	21	114	6.0	64	0

FIELD GOALS	1-19	20-29	30-39	40-49	50+
Cappelletti	6/7	1/4	6/12	1/9	0/2
Patriots	6/7	1/4	6/12	1/9	0/2
Opponents	8/8	7/9	2/8	0/2	0/1

Cappelletti: (23N) (47N) (50N,16G) 0 (47N,32G,29N) (46N,18N,32G) (39G,49N) (30N,30G,41N) (22N,50N,17G) (11G,36G,43N,45N,43G,38N,33N) (49N,30N) (37N, 13G) (34N,34G) (10G,19G,27G).

OPPONENTS: (35N) (16G) (25G,27N) (34N,16G,24G,13G) (24G,22G,22G) (12G,28G,28N) (38G,37N,32G,13G) (35N) (17G,41N,31N) (55N) 0 (22G) 0 (30N,48N,13G,19G).

STARTERS:
OFFENSE: WR Charley Frazier (11), Bill Rademacher (3); LT Tom Funchess (14); LG Mike Montler (11), Charlie Long (3); C Jon Morris (14); RG Lennie St. Jean; RT Tom Neville (14); TE Jim Whalen (11), Barry Brown (2), C. Frazier (1); WR Ron Sellers (9), Aaron Marsh (4), B. Rademacher (1); QB Mike Taliaferro (14); RB Carl Garrett (5), Jim Nance (5), R.C. Gamble (4); FB J. Nance (9), C. Garrett (1), R.C. Gamble (1).

DEFENSE: LE Karl Henke (7), Ray Jacobs (5), John Cagle (1), Mel Witt (1); LT Jim Lee Hunt (14); RE Larry Eisenhauer (13), Ron Berger (1); RE Houston Antwine (14); LLB Ed Philpott (14); MLB Jim Cheyonski (14); John Bramlett (12), Marty Schottenheimer (1); J.R. William (1); LCB Larry Carwell (13), John Outlaw (1); RCB Daryl Johnson (14); SS John Charles (11), Don Webb (2), Tom Janik (1); FS D. Webb (12), J. Charles (2).

1969 Coaching Staff: Bruce Beatty, Offensive Line, Bill Elias, Defensive Backfield, John Mazur, Offensive Backfield, John Meyer, Linebackers, Jesse Richardson, Defensive Line, Jerry Stoltz, Receivers.

AFL All-Stars (5): RB Carl Garrett (1), DT Jim Lee Hunt (4), C Jon Morris (6), WR Ron Sellers (1), QB Mike Taliaferro (1), S Don Webb (1).

PASSING	ATT	CMP	YARDS	CMP%	YDS/ATT	TD	TD%	INT	INT%	LG	SK/YDS	RATING
Taliaferro	331	160	2160	48.3	6.53	19	5.7	18	5.4	77	24/261	66.0
Hammond	6	2	31	33.3	5.17	0	0.0	0	0.0	18	0/0	51.4
Garrett	1	0	0	0.0	0.0	0	0.0	0	0.0	0	0/0	39.6
Patriots	338	162	2191	47.9	6.48	19	5.6	18	5.3	77	24/261	65.6
Opponents	348	203	2610	58.3	7.50	18	5.2	20	5.7	76t	22/159	75.2

1970 FINAL STATISTICS (2-12)

HEAD COACH: CLIVE RUSH (1-6), JOHN MAZUR (1-6) • FIFTH IN AFC EAST • HOME STADIUM: HARVARD STADIUM

Date	W/L	Score	Opp.	Att.	RUSHING	NO	YDS	AVG	LG	TD	KICK RETURNS	NO	YDS	AVG	LG	TD
9/20	W	27-14	Miami	32,607	Nance	145	522	3.6	21	7	Lawson	25	546	21.8	52	0
9/27	L	21-31	N.Y. Jets	36,040	Garrett	88	272	3.1	26	4	Garrett	24	511	21.3	30	0
10/04	L	6-14	Baltimore	38,235	Lawson	56	99	1.8	15	0	Blanks	7	152	21.7	29	0
10/11	L	10-23	at Kansas City	50,698	Kapp	20	71	3.6	14	0	Carwell	1	30	30.0	30	0
10/18	L	0-16	N.Y. Giants	39,091	Blanks	13	44	3.4	12	0	Whittingham	1	24	24.0	24	0
10/25	L	3-27	at Baltimore	60,240	Ray	5	13	2.6	4	0	Schottenheimer	1	8	8.0	8	0
11/01	L	10-45	Buffalo	31,148	Taliaferro	3	11	3.7	6	0	Beer	1	4	4.0	4	0
11/08	L	0-31	at St. Louis	46,466	Gladieux	4	8	2.0	8	0	Beverly	1	0	0.0	0	0
11/15	L	14-16	San Diego	30,597	Patriots	334	1040	3.1	26	11	Brown	1	0	0.0	0	0
11/22	L	3-17	at N.Y. Jets	61,822	Opponents	503	2074	4.1	56t	20	Patriots	62	1275	20.6	56t	2
11/29	W	14-10	at Buffalo	31,427	Opponents	41	841	20.5	96	0	Opponents	41	841	20.5	96	2
12/06	L	20-37	at Miami	51,032	RECEIVING	NO	YDS	AVG	LG	TD						
12/13	L	14-35	Minnesota	37,819	Sellers	38	550	14.5	48	4						
12/20	L	7-45	at Cincinnati	60,157	Turner	28	428	15.3	43	2						
					Garrett	26	216	8.3	29	0						
					Nance	26	148	5.7	16	0						
					Brown	15	145	9.7	22	0						
					Beer	11	150	13.6	25	0						
					Lawson	11	113	10.3	19	0						
					Frazier	9	86	9.6	16	0						
					Blanks	5	49	9.8	18	0						
					Rademacher	4	51	12.8	16	0						
					Knief	3	39	13.0	22t	1						
					Patriots	176	1975	11.2	48	7						
					Opponents	177	2430	13.7	60t	19						

TEAM STATISTICS		PATS	OPP
TOTAL FIRST DOWNS		184	242
By Rushing	63	115	
By Passing	98	105	
By Penalty	23	22	
TOTAL NET YARDS		2626	4261
Avg. per Game	187.6	304.4	
Total Offensive Plays	768	865	
Avg. per Play	3.4	4.9	
NET YARDS RUSHING		1040	2074
Total Rushing Plays	334	503	
Avg. per Rush	3.1	4.1	
Avg. per Game	74.3	148.1	
NET YARDS PASSING		1586	2187
Avg. per Game	113.3	156.2	
Sacks/Yards Lost	42/389	28/243	
Gross Yards Passing	1975	2430	
Att./Completions	392/176	334/177	
Completion Pct.	44.9	53.0	
Had Intercepted	28	8	
PUNTS/AVERAGE		86/39.1	63/43.8
PENALTIES/YARDS		88/849	101/1096
FUMBLES/BALLS LOST		18/13	33/17
TOUCHDOWNS		18	44
Rushing	11	20	
Passing	7	19	
Returns	0	5	

SCORE BY PERIODS	1	2	3	4	OT	TOTAL
Patriots	13	50	41	45	0	149
Opponents	92	131	55	83	0	361

SCORING	TD	Ru	Pa	Rt	PAT	FG	S	TP
Nance	7	7	0	0	0	0	0	42
Cappelletti	0	0	0	0	12/13	6/15	0	30
Garrett	4	4	0	0	0	0	0	24
Sellers	4	0	0	0	0	0	0	24
Turner	2	0	0	0	0	0	0	12
Gogolak	0	0	0	0	5/5	2/7	0	11
Knief	1	0	0	0	0	0	0	6
Patriots	18	11	7	0	17/18	8/22	0	149
Opponents	44	20	19	5	44/44	17/28	1	361

INTERCEPTIONS	NO	YDS	AVG	LG	TD
Johnson	2	51	25.5	42	0
McMahon	1	72	72.0	72	0
Phillipott	1	23	23.0	23	0
Scott	1	18	18.0	18	0
Bramlett	1	16	16.0	16	0
Webb	1	2	2.0	2	0
Williamson	1	2	2.0	2	0
Patriots	8	184	23.0	72	0
Opponents	28	302	10.8	59t	2

PUNTING	NO	YDS	AVG	LG	BLK
Janik	86	3364	39.1	57	1
Patriots	86	3364	39.1	57	1
Opponents	63	2758	43.8	67	0

PUNT RETURNS	NO	FC	YDS	AVG	LG	TD
Garrett	17	0	168	9.9	62	0
Blanks	9	4	83	9.2	22	0
Carwell	3	0	48	16.0	45	0
Johnson	2	3	6	3.0	6	0
Lawson	1	1	0	0.0	0	0
Gladieux	0	1	0	0.0	0	0
Patriots	32	9	305	9.5	62	0
Opponents	42	16	303	7.2	54	0

SACKS: Berger 9.0, Antwine 6.0, Lassiter 3.5, Hunt 2.5, Bramlett 2.0, Cheymunski 1.5, Johnson 1.0, Phillipott 0.5, Team 2.0. Patriots 28.0, Opponent 42.0.

AFI All-Star (1): C Jon Morris (7).

FIELD GOALS	1-19	20-29	30-39	40-49	50+
Cappelletti	2/3	3/4	0/2	1/5	0/1
Gogolak	1/1	0/0	1/2	0/3	0/1
Patriots	3/4	3/4	1/4	1/8	0/2
Opponents	4/4	4/7	5/6	4/8	0/3

Cappelletti: (41G, 50N, 22G) (40N) (44N, 13G, 23B, 47N, 25G) (25G) (14N) 0 0 0 0 (35N, 9G) 0 (49B, 39B) 0 0.

Gogolak: 0 0 0 0 0 (15G, 40N, 47N) (34N, 32G) (48B) 0 (50N) 0 0 0 0.

OPPONENTS: (22N) (25G) (35N) (42G, 44G, 50N, 24G) (14G, 18G, 50N, 22G) (12G, 48G) (20G, 47N) (43G) (45N, 25N, 23N) (37G, 50N, 43N) (37G) (15G, 39G, 30G) (40N) (37G).

STARTERS:
OFFENSE: WR Bake Turner (13), Charley Frazier (1), LT Tom Funchess (7), Mike Montler (7), LG Gary Bugenhagen (6), M. Montler (5), T. Funchess (3); C Jon Morris (14); RG Lennie St. Jean (14); RT Tom Neville (13), Rex Mirich (1); TE Barry Brown (10), Tom Beer (4); WR Ron Sellers (13), Bill Rademacher (1); QB Joe Kapp (10), Mike Taliaferro (4); RB Carl Garrett (8), Jim Nance (5), Odell Lawson (1); FB J. Nance (8), C. Garrett (4), O. Lawson (1), Eddie Ray (1).

DEFENSE: LE Mel Witt (6), Ike Lassiter (5), Dennis Wirgowski (2), T. Funchess (1); LT Jim Lee Hunt (13), R. Mirich (1); RT Ron Berger (12), D. Wirgowski (2); RE Houston Antwine (14); LLB Ed Phillipott (12), Mike Ballou (2); MLB Jim Cheyunksi (11), Marty Schottenheimer (3); RLB John Bramlett (11), M. Ballou (2), M. Schottenheimer (1); LCB Larry Carwell (8), Randy Beverly (3), Clarence Scott (2), Art McMahon (1); RCB Daryl Johnson (12), L. Carwell (1), C. Scott (1); SS C. Scott (10), Don Webb (2), A. McMahon (1), D. Johnson (1); FS D. Webb (12), D. Johnson (1), C. Scott (1).

1970 Coaching Staff: Bruce Beatty, Offensive Line, Bill Elias, Defensive Backfield, John Mazur, Offensive Backfield, John Meyer, Linebackers, Jerry Richardson, Defensive Line, Jerry Stoltz, Receivers.

PASSING	ATT	CMP	YARDS	CMP%	YDS/ATT	TD	TD%	INT	INT%	LG	SK/YDS	RATING
Kapp	219	98	1104	44.7	5.04	3	1.4	17	7.8	48	27/231	32.6
Taliaferro	173	78	871	45.1	5.03	4	2.3	11	6.4	45	15/158	41.8
Patriots	392	176	1975	44.9	5.04	7	1.8	28	7.1	48	42/389	36.7
Opponents	334	177	2430	53.0	7.28	19	5.7	8	2.4	60t	28/243	85.5

1971 FINAL STATISTICS (6-8)

HEAD COACH: JOHN MAZUR • TIED THIRD IN AFC EAST • HOME STADIUM: SCHAEFER STADIUM

Date	W/L	Score	Opp.	Att.	RUSHING	NO	YDS	AVG	LG	TD	KICK RETURNS	NO	YDS	AVG	LG	TD
9/19	W	20-6	Oakland	55,405	Garrett	181	784	4.3	38	1	Garrett	24	538	22.4	37	0
9/26	L	7-34	Detroit	61,054	Nance	129	463	3.6	50	5	Gardin	14	321	22.9	34	0
10/03	L	3-23	Baltimore	61,232	Plunkett	45	210	4.7	16	0	Bryant	10	252	25.2	45	0
10/10	W	20-0	N.Y. Jets	61,357	Gladieux	37	175	4.7	31	0	Gladieux	6	85	14.2	20	0
10/17	L	3-41	at Miami	58,822	Maitland	13	25	1.9	6	1	Lawson	2	47	23.5	25	0
10/24	L	21-44	at Dallas	65,708	Lawson	8	8	1.0	6	0	Rucker	2	45	22.5	21	0
10/31	L	10-27	at San Francisco	45,092	Bryant	4	1	0.3	1	0	Maitland	2	40	20.0	21	0
11/07	W	28-20	Houston	53,155	Crabtree	2	11	5.5	18	0	Mallory	1	19	19.0	19	0
11/14	W	38-33	Buffalo	57,446	Neville	0	-8	-	-8	0	Hagen	1	7	7.0	7	0
11/21	L	7-27	at Cleveland	65,238	Patriots	419	1669	4.0	50	7	Janik	1	0	0.0	0	0
11/28	L	20-27	at Buffalo	27,166	Opponents	481	1918	4.0	56	14	Webb	1	0	0.0	0	0
12/05	W	34-13	Miami	61,457	RECEIVING	NO	YDS	AVG	LG	TD	Patriots	64	1354	21.2	45	0
12/12	L	6-13	at N.Y. Jets	63,175	Vataha	51	872	17.1	88	9	Opponents	49	1427	29.1	94	1
12/19	W	21-17	at Baltimore	57,942	Garrett	22	265	12.0	80	1	SACKS: Kiner 6.5, Adams 5.0, Lassiter 4.0, Berger 3.0, May 2.5, Weisacosky 2.0, Philpott 1.0, Rowe 1.0, Weisacosky 1.0. Patriots 26.0, Opponents 36.0.					

TEAM STATISTICS		PATS	OPP
TOTAL FIRST DOWNS		190	237
By Rushing	85	106	
By Passing	94	111	
By Penalty	11	20	
Third Down: Made/Att.	72/198	81/208	
Third Down: Eff.	36.3	38.9	
TOTAL NET YARDS	3556	4072	
Avg. per Game	254.0	290.9	
Total Offensive Plays	786	856	
Avg. per Play	4.5	4.8	
NET YARDS RUSHING	1669	1918	
Total Rushing Plays	419	481	
Avg. per Rush	4.0	4.0	
Avg. per Game	119.2	137.0	
NET YARDS PASSING	1887	2154	
Avg. per Game	134.8	153.9	
Sacked/Yards Lost	36/319	25/249	
Gross Yards Passing	2206	2403	
Att./Completions	330/159	350/170	
Completion Pct.	48.2	48.6	
Had Intercepted	16	15	
PUNTS/AVERAGE	87/37.3	66/38.8	
PENALTIES/YARDS	67/657	60/559	
FUMBLES/BALLS LOST	26/16	35/14	
TOUCHDOWNS	29	35	
Rushing	7	14	
Passing	19	16	
Returns	3	5	

SCORE BY PERIODS						OT TOTAL
	1	2	3	4		
Patriots	41	64	69	64	0	238
Opponents	82	105	54	84	0	325

SCORING	TD	Ru	Pa	Rt	PAT	FG	S	TP
Gogolak	0	0	0	0	28/28	12/21	0	64
Vataha	9	0	0	0	0	0	0	54
Nance	5	0	0	0	0	0	0	30
Beer	3	0	0	0	0	0	0	18
Sellers	3	0	0	0	0	0	0	18
Moss	2	0	1	1	0	0	0	12
Garrett	2	1	1	0	0	0	0	12
Bryant	1	0	1	0	0	0	0	6
Maitland	1	1	0	0	0	0	0	6
Carwell	1	0	0	1	0	0	0	6
Crabtree	1	0	1	0	0	0	0	6
Outlaw	1	0	0	1	0	0	0	6
Team	0	0	0	0	0/1	0	0	0
Patriots	29	7	19	3	28/29	12/21	0	238
Opponents	35	14	16	5	34/35	27/36	0	325

RECEIVING	NO	YDS	AVG	LG	TD
Vataha	51	872	17.1	88	9
Garrett	22	265	12.0	80	1
Nance	18	95	5.3	12	0
Sellers	14	222	15.9	49	3
Bryant	14	212	15.1	48	1
Beer	12	191	15.9	31	3
Moss	9	124	13.8	20	1
Crabtree	9	120	13.3	31	1
Gladieux	6	60	10.0	25	0
Rucker	2	24	12.0	19	0
Sykes	1	15	15.0	15	0
Maitland	1	6	6.0	6	0
Patriots	159	2206	13.9	88	19
Opponents	170	2403	14.1	74	16

INTERCEPTIONS	NO	YDS	AVG	LG	TD
Carwell	5	72	14.4	53	1
Kiner	4	25	6.3	14	0
Outlaw	3	89	29.7	60	1
Beverly	2	19	9.5	19	0
Cheyanski	1	24	24.0	24	0
Patriots	15	229	15.3	60	2
Opponents	16	157	9.8	25	1

PUNTING	NO	YDS	AVG	LG	BLK
Janik	87	3249	37.3	58	0
Patriots	87	3249	37.3	58	0
Opponents	66	2564	38.8	64	1

PUNT RETURNS	NO	FC	YDS	AVG	LG	TD
Bryant	10	1	24	2.4	16	0
Garrett	8	2	124	15.5	50	0
Harris	5	1	19	3.8	9	0
Gladieux	4	8	0	0.0	0	0
Gardin	4	5	14	3.5	5	0
Patriots	31	17	181	5.8	50	0
Opponents	36	31	279	7.8	68	1

FIELD GOALS	1-19	20-29	30-39	40-49	50+
Gogolak	1/1	1/3	6/7	3/7	1/3
Patriots	1/1	1/3	6/7	3/7	1/3
Opponents	8/9	4/5	5/6	9/14	1/2

Gogolak: (466,226) 0 (346,468,46N) (36N,53N) (51G) 0 (51N,48N,32G) (25N) (38G) (20B) (40G,17G) (37G,35G) (34G,47G) (47B).

OPPONENTS: (21N) (23G,27G) (42G,41G,50G) 0 (34G,46N,42G) (16G,17G,45N,32G) (35G,41G,40N) (25G,41G,37N) (17G,48G,17G,12G) (34G,15N,31G) (51N,48G,41G) (26G,30G) (16G,42N,42G) (12G,40N).

STARTERS:
OFFENSE: WR Randy Vataha (13), Alfred Sykes (1); LT Mike Montler (14); LG Halvor Hagen (14); C Jon Morris (13), Bill Lenkaitis (1); RG Lennie St. Jean (13), B. Lenkaitis (1); RT Tom Neville (14); TE Tom Beer (8), Roland Moss (6); WR Ron Sellers (8), Eric Crabtree (4), Hubie Bryant (2); QB Jim Plunkett (14); RB Carl Garrett (14); FB Jim Nance (13), Odell Lawson (1).

DEFENSE: LE Ike Lassiter (12), Art May (2); LT Dave Rowe (9), Ron Berger (5); RE Dennis Wirgowski (8), A. May (5), R. Berger (1); RT Julius Adams (11), Houston Antwine (13), LLB Ed Weisacosky (10), Ed Philpott (4); MLB Jim Cheyanski (14); RLB Steve Kiner (14); LCB Larry Carwell (11), Randy Beverly (2), Perry Pruett (1); RCB John Outlaw (13), Rickie Harris (1); SS R. Harris (6), Clarence Scott (4), Don Webb (4); FS D. Webb (8), R. Harris (3), Tom Janik (2), J. Outlaw (1).

1971 Coaching Staff: Bruce Beatty, Offensive Line, Dick Evans, Defensive Line, Tom Fletcher, Defensive Backfield, John Meyer, Linebackers, Sam Rutigliano, Off. Backs/Receivers, Jerry Stoltz, Receivers.

Pro Bowl (0)

PASSING	ATT	CMP	YARDS	CMP%	YDS/ATT	TD	TD%	INT	INT%	LG	SK/YDS	RATING
Plunkett	328	158	2158	48.2	6.58	19	5.8	16	4.9	88	36/319	68.6
Gladieux	2	1	48	50.0	24.0	0	0.0	0	0.0	48	0/0	95.8
Patriots	330	159	2206	48.2	6.68	19	5.8	16	4.8	88	36/319	69.1
Opponents	350	170	2403	48.6	6.87	16	4.6	15	4.3	74	25/249	68.5

1972 FINAL STATISTICS (3-11)

HEAD COACH: JOHN MAZUR (2-7), PHIL BENGSTON (1-4) • FIFTH IN AFC EAST • HOME STADIUM: SCHAEFER STADIUM

Date	W/L	Score	Opp.	Att.
9/17	L	7-31	Cincinnati	60,999
9/24	W	21-20	Atlanta	60,999
10/01	W	24-23	Washington	60,999
10/08	L	14-38	at Buffalo	41,749
10/15	L	13-41	N.Y. Jets	60,999
10/22	L	3-33	at Pittsburgh	46,081
10/29	L	10-34	at N.Y. Jets	62,867
11/06	L	17-24	Baltimore	60,999
11/12	L	0-52	at Miami	80,010
11/19	L	24-27	Buffalo	60,999
11/26	L	0-31	at Baltimore	54,907
12/03	L	21-37	Miami	60,999
12/10	W	17-10	at New Orleans	64,889
12/17	L	21-45	at Denver	51,656

TEAM STATISTICS	PATS	OPP
TOTAL FIRST DOWNS	236	288
By Rushing	89	143
By Passing	126	124
By Penalty	24	21
Third Down: Mid/Att.	66/188	96/192
Third Down: Eff.	35.1	50.0

TOTAL NET YARDS	PATS	OPP
Total	3647	5248
Avg. per Game	260.5	374.9
Total Offensive Plays	840	888
Avg. per Play	4.3	5.9

NET YARDS RUSHING	PATS	OPP
Total	1532	2717
Total Rushing Plays	386	548
Avg. per Rush	4.0	5.0
Avg. per Game	109.4	194.1

NET YARDS PASSING	PATS	OPP
Total	2127	2522
Avg. per Game	151.9	180.1
Sacked/Yards Lost	44/452	15/101
Gross Yards Passing	2579	2623
Att./Completions	412/198	325/174

Completion Pct.	PATS	OPP
Had Intercepted	48.1	53.5
	28	10

PUNTS/AVERAGE	PATS	OPP
Total	75/38.1	48/40.4
Penalties/Yards	66/761	88/862

FUMBLES/BALLS LOST	PATS	OPP
Total	26/10	22/12
Touchdowns	24	54

Rushing	PATS	OPP
	13	27
Passing <td>10</td> <td>24</td>	10	24
Returns <td>1</td> <td>3</td>	1	3

SCORE BY PERIODS	1	2	3	4	OT	TOTAL
Patriots	20	55	44	73	0	192
Opponents	66	165	117	98	0	446

SCORING	TD	Ru	Pa	Rt	PAT	FG	S	TP
Garrett	5	5	0	0	0	0	0	30
Gogolak	0	0	0	9/9	6/8	0	0	27
Ashton	4	3	1	0	0	0	0	24
Walker	0	0	0	15/15	2/8	0	0	21
Dowling	3	3	0	0	0	0	0	18
Rucker	3	0	3	0	0	0	0	18
T. Reynolds	2	0	2	0	0	0	0	12
Tarver	2	1	1	0	0	0	0	12
Vataha	2	0	2	0	0	0	0	12
Carwell	1	0	0	1	0	0	0	6
Plunkett	1	1	0	0	0	0	0	6
Windsor	1	0	1	0	0	0	0	6
Patriots	24	13	10	1	24/24	8/16	0	192
Opponents	54	27	24	3	54/54	22/36	1	446

RUSHING	NO	YDS	AVG	LG	TD
Ashton	128	546	4.3	35	3
Garrett	131	488	3.7	41	5
Plunkett	36	230	6.4	21	1
Tarver	42	132	3.1	18	1
Gladieux	24	56	2.3	11	0
Maitland	13	33	2.5	6	0
Dowling	7	35	5.0	11	3
Rucker	3	5	1.7	8	0
Studstill	1	11	11.0	11	0
Windsor	1	-4	-4.0	-4	0
Patriots	386	1532	4.0	41	13
Opponents	548	2717	5.0	47	27

RECEIVING	NO	YDS	AVG	LG	TD
Rucker	44	681	15.5	62	3
Windsor	33	383	11.6	24	1
Garrett	30	410	13.7	43	0
Vataha	25	369	14.8	44	2
Ashton	22	207	9.4	24	1
Gladieux	19	192	10.1	31	0
Tarver	11	112	10.2	22	1
T. Reynolds	8	152	19.0	36	2
Maitland	4	33	8.3	9	0
Beer	2	40	20.0	21	0
Patriots	198	2579	13.0	62	10
Opponents	174	2623	15.1	62	24

INTERCEPTIONS	NO	YDS	AVG	LG	TD
Jackson	4	133	33.3	55	0
Harris	3	45	15.0	32	0
Hoey	1	25	25.0	25	0
Blanchard	1	20	20.0	20	0
Carwell	1	0	0.0	0	0
Patriots	10	223	22.3	55	0
Opponents	28	490	17.5	61	2

PUNTING	NO	YDS	AVG	LG	BLK
Studstill	75	2859	38.1	57	1
Patriots	75	2859	38.1	57	1
Opponents	48	1937	40.4	60	0

PUNT RETURNS	NO	FC	YDS	AVG	LG	TD
Garrett	6	0	36	6.0	27	0
Carwell	5	1	2	0.4	4	0
Harris	4	3	5	1.3	5	0
Gladieux	2	4	-6	-3.0	-6	0
Patriots	17	8	37	2.2	27	0
Opponents	34	24	366	10.8	59	1

KICK RETURNS	NO	YDS	AVG	LG	TD
Garrett	16	410	25.6	49	0
Ashton	15	309	20.6	31	0
Hoey	9	210	23.3	30	0
Rucker	8	227	28.4	43	0
Matthews	3	74	24.7	29	0
Maitland	3	48	16.0	19	0
Beer	1	15	15.0	15	0
Patriots	55	1293	23.5	49	0
Opponents	32	784	24.5	73	0

SACKS: Adams 4.0, Rowe 2.5, Harris 2.0, Wirgowski 2.0, Hagen 1.0, Weisacosky 1.0, White 1.0, Cash 1.0, Team 0.5. Patriots 15.0, Opponents 44.0.

FIELD GOALS	1-19	20-29	30-39	40-49	50+
Walker	0/0	0/0	2/4	0/3	0/1
Gogolak	1/1	2/3	2/2	1/1	0/1
Patriots	1/1	2/3	4/6	1/4	0/2
Opponents	6/8	3/4	10/13	3/8	0/3

Gogolak: 0 0 (236,42N) 0 (366,256,50B) (16G) (20G) (36G) 0 0 0 0 0.

Walker: 0 0 0 0 0 0 (48B) (39N,36G) (48B) (40N,51N) (30N,36G) 0.

OPPONENTS: (38G,51B) (38G,216,32B,10N) (27N,50N) (11G) (37G,37G) (19G, 22G, 35G,33G,32N) (21G,39N,31G) (9G,52N,18N) (16G,49N,48B) (44G,45G) (40G,45N) (36G,10G,18G) (40N,30G,45N) (35G).

STARTERS:
OFFENSE: WR Randy Vataha (14); LT Bob Reynolds (10), Mike Montler (4); LG M. Montler (10), Bill Lenkaitis (3), Sam Adams (1); C Jon Morris (13), B. Lenkaitis (1); RG Lennie St. Jean (14); RT Tommy Neville (14); TE Bob Windsor (14); WR Reggie Rucker (14); QB Jim Plunkett (14); RB Carl Garrett (5), Josh Ashton (4), Bob Gladieux (3), John Tarver (2); FB J. Ashton (8), B. Gladieux (3), C. Garrett (2), John Tarver (1).
DEFENSE: LE Julius Adams (6), Jim White (6), Ron Berger (2); LT Dave Rowe (9), J. Adams (5); RE Dennis Wirgowski (13), R. Berger (1); RT Rick Cash (13), D. Wirgowski (1); LLB Ed Weisacosky (13), Dick Blanchard (1); MLB Jim Cheynski (11), Ralph Cindrich (3); RLB Ron Acks (13), Roin Kadziel (1); LCB Larry Carwell (14); RCB John Outlaw (5), Ron Bolton (4), George Hoey (3), Honor Jackson (2); SS H. Jackson (6), Clarence Scott (6), Rickie Harris (1), G. Hoey (1); FS R. Harris (10), G. Hoey (2), H. Jackson (2).

1972 Coaching Staff: Bruce Beatty, Offensive Line, Dick Evans, Defensive Line, Tom Fletcher, Defensive Backfield, John Meyer, Linebackers, Burnie Miller, Special Teams, Sam Rutigliano, Off. Backs/Receivers, Jerry Stoltz, Receivers.

Pro Bowl (0)

RESULTS

PASSING	ATT	CMP	YARDS	CMP%	YDS/ATT	TD	TD%	INT	INT%	LG	SK/YDS	RATING
Plunkett	355	169	2196	47.6	6.19	8	2.3	25	7.0	62	39/385	45.7
Dowling	54	29	383	53.7	7.09	2	3.7	1	1.9	42	4/63	81.0
Garrett	1	0	0	0.0	0.0	0	0.0	1	100.0	0	1/4	0.0
Gladieux	1	0	0	0.0	0.0	0	0.0	1	100.0	0	0/0	0.0
Studstill	1	0	0	0.0	0.0	0	0.0	0	0.0	0	0/0	39.6
Patriots	412	198	2579	48.1	6.26	10	2.4	28	6.8	62	44/452	48.0
Opponents	326	175	2634	53.7	8.08	23	7.1	10	3.1	62	15/101	91.2

1973 FINAL STATISTICS (5-9)

HEAD COACH: CHUCK FAIRBANKS - THIRD IN AFC EAST - HOME STADIUM: SCHAEFER STADIUM

Date	W/L	Score	Opp.	Att.	RUSHING	NO	YDS	AVG	LG	TD	KICK RETURNS	NO	YDS	AVG	LG	TD
9/16	L	13-31	Buffalo	56,114	Cunningham	155	516	3.3	25	4	Herron	41	1092	26.6	92t	1
9/23	L	7-10	Kansas City	57,918	Tarver	72	321	4.5	28	4	Stingley	6	143	23.8	29	0
9/30	L	23-44	at Miami	80,047	Ashton	93	305	3.3	34	0	Rucker	5	103	20.6	43	0
10/07	W	24-16	Baltimore	57,044	Plunkett	44	209	4.8	20	5	McCall	2	17	8.5	17	0
10/14	L	7-9	N.Y. Jets	58,659	Herron	61	200	3.3	17	2	Farver	1	17	17.0	17	0
10/21	W	13-10	at Chicago	55,701	Stingley	6	64	10.7	19	0	Windsor	1	0	0.0	0	0
10/28	L	14-30	Miami	61,279	McCall	10	15	1.5	14	0	Hannah	1	0	0.0	0	0
11/04	L	23-24	at Philadelphia	65,070	B. Adams	2	7	3.5	4	0	Patriots	57	1372	24.1	92t	1
11/11	L	13-33	at N.Y. Jets	60,737	Gipson	5	-1	-0.2	4	0	Opponents	40	963	24.1	90t	1
11/18	W	33-24	Green Bay	61,279	Rucker	2	-1	-0.5	0	0						
11/25	W	32-0	at Houston	27,344	Welch	1	-2	-2.0	-2	0						
12/02	W	30-14	San Diego	58,150	Windsor	1	-6	-6.0	-6	0						
12/09	L	13-37	at Buffalo	75,841	Vataha	2	-15	-7.5	-11	0						
12/16	L	13-18	at Baltimore	52,065	Patriots	454	1612	3.6	34	15						
					Opponents	560	2850	5.1	80t	16						

SACKS: Adams 8.0, Hamilton 5.5, Moore 4.0, Cash 3.0, Rowe 2.5, Acks 1.5, Forster 1.0, Kiner 1.0, Lunsford 1.0, Smith 1.0, Bolton 0.5, Chandler 0.5, King 0.5, Tanner 0.5, Team 2.0. Patriots 32.0, Opponents 37.0.

TEAM STATISTICS	PATS	OPP
TOTAL FIRST DOWNS	237	215
By Rushing	97	142
By Passing	122	67
By Penalty	18	6
Third Down: Mtd/Att.	73/192	69/185
Third Down: Eff.	38.0	37.3
TOTAL NET YARDS	3843	4188
Avg. per Game	274.5	299.1
Total Offensive Plays	871	832
Avg. per Play	4.4	5.0
NET YARDS RUSHING	1612	2850
Total Rushing Plays	454	560
Avg. per Rush	3.6	5.1
Avg. per Game	115.1	203.6
NET YARDS PASSING	2231	1338
Avg. per Game	159.4	95.6
Sacked/Yards Lost	37/350	32/262
Gross Yards Passing	2581	1600
Att./Completions	380/195	240/134
Completion Pct.	51.3	55.8
Had Intercepted	17	13
PUNTS/AVERAGE	61/37.7	62/40.5
PENALTIES/YARDS	50/550	77/693
FUMBLES/BALLS LOST	51/25	27/18
TOUCHDOWNS	31	32
Rushing	15	16
Passing	13	11
Returns	3	5

RECEIVING	NO	YDS	AVG	LG	TD
Rucker	53	743	14.0	64	3
Windsor	23	348	15.1	36	4
Stingley	23	339	14.7	25	2
Vataha	20	341	17.1	48	2
Herron	18	265	14.7	29	1
Cunningham	15	144	9.6	34t	1
B. Adams	14	197	14.1	30	0
Ashton	11	113	10.3	51	0
Tarver	9	51	5.7	13	0
Welch	6	22	3.7	8	0
McCall	3	18	6.0	14	0
Patriots	195	2581	13.2	64	13
Opponents	134	1600	11.9	50	11

FIELD GOALS	1-9	20-29	30-39	40-49	50+
White	6/8	2/3	3/5	3/7	0/2
Bell	0/0	0/0	1/3	0/0	0/1
Patriots	6/8	2/3	4/8	3/7	0/3
Opponents	3/3	6/7	12/14	5/8	0/0

Bell: (53M) (30N) (33B,36G).

White: (40G,18B) (34N) (32G,116,43N) (1) (49N,33G,43M,18N,47B) (0) (19G,21G,26G,18G) (48G,22N,51N,36G,46G) (11G) (14G,12G) (52N,36N).

OPPONENTS: (44N,48G) (33G,33N,39B) (40G,36G,40G) (38G,27G,38G) (40G,39G,22G) (30G) (25G,38G,23G) (12G) (44G,22G,28G,39G) (33G,20N) (43B) (47B) (34G,34G,19G) (16G,32G).

STARTERS:

OFFENSE: WR Reggie Rucker (8), Darryl Stingley (6); LT Sam Adams (5), Leon Gray (5), Bob Reynolds (4); LG John Hannah (14); C Bill Lenkaitis (12); Jon Morris (2); RG Lenzie St. Jean (14); RT Tom Neville (9), L. Gray (3), S. Adams (2); TE Bob Windsor (9), Bob Adams (5); WR R. Rucker (6), D. Stingley (4), Randy Vataha (4); QB Jim Plunkett (14); RB Josh Ashton (8), John Tarver (3), Sam Cunningham (1), Mack Herron (1), Bob McCall (1); FB S. Cunningham (9), J. Tarver (4), Claxton Welch (1).

DEFENSE: LE Ray Hamilton (14); NT Dave Rowe (14); RE Rick Cash (14); RT Julius Adams (14); LLB Steve Kiner (14); MLB Edgar Chandler (11), Brian Stenger (2), Will Foster (1); RLB Ron Acks (14); LCB George Hoey (12), Donald Martin (2); RCB Ron Bolton (14); SS Sandy Durso (14), FS Ralph Anderson (10), Honor Jackson (3), Dave Mason (1).

1973 Coaching Staff: Hank Bullough, Defensive Line, Ron Erhardt, Offensive Backfield, Red Miller, Offensive Line, Bill Nelsen, Quarterbacks, Sam Rutigliano, Off. Backs/Receivers, Charlie Sumner, Linebackers/Secondary, Jim Valek, Special Teams, Larry Weaver, Defensive Backfield.

Pro Bowl (0)

SCORE BY PERIODS	1	2	3	4	OT	TOTAL
Patriots	48	69	74	67	0	258
Opponents	57	86	77	80	0	300

SCORING	TD	Ru	Pa	Rt	PAT	FG	S	TP
White	0	0	0	0	21/25	14/25	0	63
Plunkett	5	5	0	0	0	0	0	30
Cunningham	5	4	1	0	0	0	0	30
Herron	4	2	1	0	0	0	0	24
Tarver	4	4	0	0	0	0	0	24
Windsor	4	0	4	0	0	0	0	24
Rucker	3	0	3	0	0	0	0	18
Vataha	3	0	2	1	0	0	0	18
Stingley	2	0	2	0	0	0	0	12
Bell	0	0	0	0	4/5	1/4	0	7
Foster	1	0	0	1	0	0	0	6
Kiner	0	0	0	0	0	0	1	2
Team	0	0	0	0	0/1	0	0	0
Patriots	31	15	13	3	25/31	15/29	1258	
Opponents	32	16	11	5	30/32	26/32	0300	

PASSING	ATT	CMP	YARDS	CMP%	YDS/ATT	TD	TD%	INT	INT%	LG	SK/YDS	RATING
Plunkett	376	193	2550	51.3	6.78	13	3.5	17	4.5	64	37/350	65.8
Shiner	4	2	31	50.0	7.75	0	0.0	0	0.0	23	0/0	76.0
Patriots	380	195	2581	51.3	6.79	13	3.4	17	4.5	64	37/350	65.9
Opponents	240	134	1600	55.8	6.67	11	4.6	13	5.4	50	32/262	69.1

1974 FINAL STATISTICS (7-7)

HEAD COACH: CHUCK FAIRBANKS • TIED THIRD IN AFC EAST • HOME STADIUM: SCHAEFER STADIUM

Date	W/L	Score	Opp.	Att.	RUSHING	NO	YDS	AVG	LG	TD	KICK RETURNS	NO	YDS	AVG	LG	TD
9/15	W	34-24	Miami	55,006	Herron	231	824	3.6	28	7	Herron	28	629	18.0	62	0
9/22	W	28-20	at N.Y. Giants	49,267	Cunningham	166	811	4.9	75	9	Johnson	15	303	20.2	41	0
9/29	W	20-14	L.A. Rams	61,279	Plunkett	30	161	5.4	37	2	Schubert	5	112	22.4	32	0
10/06	W	42-3	Baltimore	59,502	Tarver	41	101	2.5	18	2	Hinton	3	83	27.7	53	0
10/13	W	24-0	at N.Y. Jets	61,400	Ashton	26	99	3.8	22	0	Wilson	2	33	16.5	18	0
10/20	L	28-30	at Buffalo	80,020	Stingley	5	63	12.6	23t	1	Tanner	2	17	8.5	17	0
10/27	W	17-14	at Minnesota	48,497	Wilson	15	57	3.8	12	0	Hunt	1	21	21.0	21	0
11/03	L	28-29	Buffalo	61,279	Vataha	3	21	7.0	24	0	Durko	1	0	0.0	0	0
11/10	L	14-21	Cleveland	61,279	Hinton	1	1	1.0	1	0	Smith, D.	1	0	0.0	0	0
11/17	L	16-21	N.Y. Jets	61,279	Johnson	2	-4	-2.0	-2	0	Patriots	58	1198	20.7	62	0
11/24	W	27-17	at Baltimore	38,971	Patriots	520	2134	4.1	75t	21	Opponents	64	1678	26.2	88t	1
12/01	L	26-41	at Oakland	54,020	Opponents	467	1587	3.4	34	16						
12/08	L	17-21	Pittsburgh	61,279												
12/15	L	27-34	at Miami	79,420												

TEAM STATISTICS	PATS	OPP
TOTAL FIRST DOWNS	255	240
By Rushing	123	100
By Passing	113	129
By Penalty	19	11
Third Down: Md/Att.	96/202	73/192
Third Down: Eff.	47.5	38.0
TOTAL NET YARDS	4474	4067
Avg. per game	319.6	290.5
Total Offensive Plays	900	879
Avg. per Play	5.0	4.6
NET YARDS RUSHING	2134	1587
Total Rushing Plays	520	467
Avg. per Rush	4.1	3.4
Avg. per Game	152.4	113.4
NET YARDS PASSING	2340	2480
Avg. per Game	167.1	177.1
Sacked/Yards Lost	21/174	38/294
Gross Yards Passing	2514	2774
Att./Completions	359/177	374/210
Completion Pct.	49.3	56.1
Had Intercepted	23	24
PUNTS/AVERAGE	71/36.2	75/38.4
PENALTIES/YARDS	87/843	76/642
FUMBLES/BALLS LOST	26/15	29/14
TOUCHDOWNS	43	37
Rushing	21	16
Passing	19	17
Returns	3	4

SCORE BY PERIODS	1	2	3	4	OT	TOTAL
Patriots	86	116	64	82	0	348
Opponents	68	92	49	80	0	289

SCORING	TD	Ru	Pa	Rt	PAT	FG	S	TP
Smith	0	0	0	0	42/43	16/22	0	90
Herron	12	7	5	0	0	0	0	72
Cunningham	11	9	2	0	0	0	0	66
Rucker	4	0	4	0	0	0	0	24
Vataha	3	0	3	0	0	0	0	18
Plunkett	2	2	0	0	0	0	0	12
Stingley	2	1	1	0	0	0	0	12
Tarver	2	2	0	0	0	0	0	12
Geddes	1	0	0	1	0	0	0	6
Hannah	1	0	0	1	0	0	0	6
Marshall	1	0	1	0	0	0	0	6
Sanders	1	0	0	1	0	0	0	6
Schubert	1	0	1	0	0	0	0	6
Tanner	1	0	1	0	0	0	0	6
Windsor	1	0	1	0	0	0	0	6
Patriots	43	21	19	3	42/43	16/22	0	348
Opponents	37	16	17	4	32/37	11/18	0	289

RECEIVING	NO	YDS	AVG	LG	TD
Herron	38	474	12.5	18	5
Rucker	27	436	16.1	69t	4
Vataha	25	561	22.4	59t	3
Cunningham	22	214	9.7	37	2
Adams, B.	17	244	14.4	24	0
Wilson	12	127	10.6	20	1
Stingley	10	139	13.9	20t	1
Tarver	9	37	4.1	12	0
Johnson	8	147	18.4	34	0
Wilson	3	38	12.7	23	0
Hinton	2	36	18.0	20	0
Tanner	2	23	11.5	21	1
Schubert	1	21	21.0	21t	1
Marshall	1	17	17.0	17t	1
Patriots	177	2514	14.2	69t	19
Opponents	210	2774	13.2	67t	17

INTERCEPTIONS	NO	YDS	AVG	LG	TD
Bolton	7	18	2.6	10	0
Sanders	5	57	11.4	23t	1
Hunt	3	66	22.0	27	0
McCray	3	61	20.3	33	0
Mildren	3	51	17.0	41	0
Geddes	2	32	16.0	29t	1
King	1	9	9.0	9	0
Patriots	24	294	12.3	41	2
Opponents	23	331	14.4	72t	2

PUNTING	NO	YDS	AVG	LG	BLK
Barnes	45	1604	35.6	50	0
Chapple	26	967	37.2	57	0
Patriots	71	2571	36.2	57	0
Opponents	75	2882	38.4	59	0

PUNT RETURNS	NO	FC	YDS	AVG	LG	TD
Herron	35	4	517	14.8	66	0
Schubert	3	2	15	5.0	11	0
Durko	1	1	1	1.0	1	0
Hinton	1	0	0	0.0	0	0
Johnson	0	3	0	0.0	0	0
Sanders	0	1	0	0.0	0	0
Patriots	40	11	533	13.3	66	0
Opponents	41	5	314	7.7	42	0

SACKS: Adams 8.0, Hamilton 5.0, Lunsford 5.0, McGee 4.5, Webster 4.5, King 3.5, Smith 3.0, Moore 2.0, Hunt 1.5, Nelson 1.0, Carter 0.5. Patriots 38.0, Opponents 21.0.

FIELD GOALS	1-19	20-29	30-39	40-49	50+
Smith	0/0	6/7	8/10	2/5	0/0
Patriots	0/0	6/7	8/10	2/5	0/0
Opponents	0/0	5/5	2/4	4/9	0/0

Smith: (21G,21N,26G) (30N) (39G,23G) (1) (37G) (1) (37G) (47N,46B) (1) (32G,34N,44G,35G) (33G,28G) (22G,35G) (20G,44N) (46G,34G).

OPPONENTS: (33G) (1) (41B) (31N,27G) (1) (35G) (43N,34N) (45G,20G,46N,47G) (0) (1) (48N,25G) (1) (40G,27G,47N) (28G,40G).

STARTERS:
OFFENSE: WR Reggie Rucker (9), Andy Johnson (3), Eddie Hinton (1), Darryl Stingley (1); LT Leon Gray (14); LG John Hannah (14); C Bill Lenkaitis (14); RG Sam Adams (13), Bill DuLac (1); RT Tom Neville (14); TE Bob Adams (7), Bob Windsor (7); WR Randy Vataha (9), Steve Schubert (3), R. Rucker (1), D. Stingley (1); QB Jim Plunkett (14); RB Mack Herron (14); Sam Cunningham (10), Josh Harper (4).

DEFENSE: LE Mel Lunsford (7), Julius Adams (5), Ray Hamilton (1), Tony McGee (1); NT/LT R. Hamilton (13), M. Lunsford (1); RE/RT J. Adams (6), George Webster (5), M. Lunsford (2), J. Tanner (1); LOLB/RE G. Webster (7), M. Lunsford (3), J. Adams (3), J. Tanner (1); LILB/LLB Steve Nelson (9), Bob Geddes (5); RILB Sam Hunt (14); ROLB Steve King (14); LCB John Sanders (10), Willie Osley (3), Ron Bolton (1); RCB R. Bolton (13), W. Osley (1); SS Jack Mildren (9), Sandy Durko (4), Prentice McCray (1); FS P. McCray (13), J. Mildren (1).

1974 Coaching Staff: Hank Bullough, Defensive Line, Ron Erhardt, Offensive Backfield, Red Miller, Offensive Line, Bill Nelsen, Quarterbacks, Ray Perkins, Receivers, Charlie Sumner, Linebackers/Secondary, Jim Valek, Special Teams, Larry Weaver, Defensive Backfield.

Pro Bowl (0)

PASSING	ATT	CMP	YARDS	CMP%	YDS/ATT	TD	TD%	INT	INT%	LG	SK/YDS	RATING
Plunkett	352	173	2457	49.1	6.98	19	5.4	22	6.3	69t	21/174	64.1
Shiner	6	3	37	50.0	6.17	0	0.0	1	16.7	18	0/0	29.9
Graff	1	1	20	100.0	20.0	0	0.0	0	0.0	20	0/0	118.8
Patriots	359	177	2514	49.3	7.00	19	5.3	23	6.4	69t	21/174	63.3
Opponents	374	210	2774	56.1	7.42	17	4.5	24	6.4	67t	38/294	68.2

1975 FINAL STATISTICS (3-11)

HEAD COACH: CHUCK FAIRBANKS • TIED FOURTH IN AFC EAST • HOME STADIUM: SCHAEFER STADIUM

Date	W/L	Score	Opp.	Att.	RUSHING	NO	YDS	AVG	LG	TD	KICK RETURNS	NO	YDS	AVG	LG	TD
9/21	L	0-7	Houston	54,212	Cunningham	169	666	3.9	17	6	Carter	32	879	27.5	99	1
9/28	L	14-22	Miami	61,279	Johnson	117	488	4.2	66	3	McQuay	15	252	16.8	34	0
10/05	L	7-36	at N.Y. Jets	61,415	Herron	61	274	4.5	53	0	Johnson	10	188	18.8	32	0
10/12	L	10-27	at Cincinnati	55,856	Grogan	30	110	3.7	14	3	Burks	4	65	16.3	25	0
10/19	W	21-10	Baltimore	56,844	Calhoun	23	104	4.5	38	1	Herron	2	75	37.5	40	0
10/26	W	24-16	San Francisco	60,691	Carter	22	95	4.3	19	0	Stingley	2	44	22.0	24	0
11/02	L	17-24	at St. Louis	47,263	McQuay	33	47	1.4	9	0	Calhoun	1	17	17.0	17	0
11/09	W	33-19	at San Diego	26,090	Stingley	6	39	6.5	21	0	Patriots	46	1520	23.0	99	1
11/16	L	31-34	Dallas	61,279	Dressler	3	8	2.7	6	0	Opponents	66	1142	24.8	59	0
11/23	L	31-45	at Buffalo	69,207	Plunkett	4	7	1.8	5	1						
12/01	L	7-20	at Miami	68,480	Vataha	1	4	4.0	4	0						
12/07	L	28-30	N.Y. Jets	57,539	Graff	2	2	1.0	2	0						
12/14	L	14-34	Buffalo	59,646	Anderson	1	1	1.0	1	0						
12/21	L	21-34	at Baltimore	50,801	Patriots	472	1845	3.9	66	14						
					Opponents	555	2220	4.0	63	20						

SACKS: McGee 9.0, Hamilton 6.0, Adams 4.0, Hanneman 4.0, Zabel 3.0, Hunt 2.0, Nelson 2.0, Cusik 1.0, King 1.0, Webster 1.0. Patriots 33.0, Opponents 39.0.

TEAM STATISTICS	PATS	OPP
TOTAL FIRST DOWNS	253	254
By Rushing	94	118
By Passing	133	120
By Penalty	26	16
Third Down: Mtd/Att.	82/195	90/216
Third Down: Eff.	42.1	41.7
TOTAL NET YARDS	4283	4464
Avg. per Game	305.9	318.9
Total Offensive Plays	912	956
Avg. per Play	4.7	4.7
NET YARDS RUSHING	1845	2220
Total Rushing Plays	472	555
Avg. per Rush	3.9	4.0
Avg. per Game	131.8	158.6
NET YARDS PASSING	2438	2244
Avg. per Game	174.1	160.3
Sacked/Yards Lost	39/330	33/271
Gross Yards Passing	2768	2515
Att./Completions	401/193	368/213
Completion Pct.	48.1	57.9
Had Intercepted	28	13
PUNTS/AVERAGE	83/38.8	77/39.5
PENALTIES/YARDS	89/719	103/759
FUMBLES/BALLS LOST	43/22	31/16
TOUCHDOWNS	33	42
Rushing	14	20
Passing	16	18
Returns	3	4

SCORE BY PERIODS	1	2	3	4	OT	TOTAL
Patriots	37	107	38	76	0	258
Opponents	67	77	110	104	0	358

SCORING	TD	Ru	Pa	Rt	PAT	FG	S	TP
Smith	0	0	0	0	33/33	9/17	0	60
Cunningham	8	6	2	0	0	0	0	48
Vataha	6	0	6	0	0	0	0	36
Francis	4	0	4	0	0	0	0	24
Johnson	4	3	1	0	0	0	0	24
Grogan	3	3	0	0	0	0	0	18
Calhoun	2	1	1	0	0	0	0	12
Stingley	2	0	2	0	0	0	0	12
Carter	1	0	0	1	0	0	0	6
Hamilton	1	0	0	1	0	0	0	6
Howard	1	0	0	1	0	0	0	6
Plunkett	1	1	0	0	0	0	0	6
Patriots	33	14	16	3	33/33	9/17	0	258
Opponents	42	20	18	4	37/42	23/35	0	358

RECEIVING	NO	YDS	AVG	LG	TD
Vataha	46	720	15.7	47	6
Francis	35	636	18.2	48	4
Cunningham	32	253	7.9	24	2
Johnson	26	294	11.3	29	1
Stingley	21	378	18.0	45	2
Burks	6	158	26.3	76	0
Windsor	6	57	9.5	12	0
Calhoun	5	111	22.2	62	1
Herron	5	50	10.0	19	0
Wright	4	46	11.5	20	0
McQuay	4	27	6.8	16	0
Carter	2	39	19.5	26	0
Dressler	1	-1	-1.0	-1	0
Patriots	193	2768	14.3	76	16
Opponents	213	2515	11.8	77	18

INTERCEPTIONS	NO	YDS	AVG	LG	TD
Bolton	5	33	6.6	15	0
Howard	3	52	17.3	44	1
Nelson	2	8	4.0	4	0
Reilly	1	54	54.0	54	0
Sanders	1	18	18.0	18	0
Webster	1	0	0.0	0	0
Patriots	13	165	12.7	54	1
Opponents	28	388	13.9	58	1

PUNTING	NO	YDS	AVG	LG	BLK
Patrick	83	3223	38.8	62	0
Patriots	83	3223	38.8	62	0
Opponents	77	3042	39.5	65	1

PUNT RETURNS	NO	FC	YDS	AVG	LG	TD
Stingley	15	2	113	7.5	29	0
Herron	12	2	89	7.4	17	0
Johnson	6	4	60	10.0	15	0
Patriots	33	8	262	7.9	29	0
Opponents	42	12	513	12.2	69	1

FIELD GOALS	1-19	20-29	30-39	40-49	50+
Smith	1/1	1/1	5/6	2/8	0/1
Patriots	1/1	1/1	5/6	2/8	0/1
Opponents	1/1	11/11	6/10	5/13	0/0

Smith: (44N,46N) (40N) 0 (35G) (52N) (446,41B) (32G) (38G,19G,35G,46G) (29G) (42B,34G) (43N) (33B) 0 0.

OPPONENTS: (36N) (26G,26G,33G) (46N,47G) (29G,21G) (34G) (47N,28G) (44B,21G) (41G,49N,30G,25G,37G) (43G,26G) (28G,43N) (25G,39G) (42G,27G,40B,44G,46B,38N) (31N) (19G,44N,37N,31G).

STARTERS:
OFFENSE: WR Randy Vataha (14); LT Leon Gray (14); LG John Hannah (14); C Bill Lenkaitis (11), Doug Dumler (3); RG Sam Adams (13), Bill DuLac (1); RT Shelby Jordan (14); TE Russ Francis (1), Bob Windsor (3); WR Darryl Stingley (14); QB Steve Grogan (7), Jim Plunkett (5), Neil Graff (2); RB Andy Johnson (9), Mack Herron (5); FB Sam Cunningham (13), Don Calhoun (1).

DEFENSE: LE Tony McGee (10), Mel Lunsford (4); LT/LT Ray Hamilton (14); RE/RT Julius Adams (8), Marlin Imhof (3), Craig Hanneman (2), Sam Hunt (1); LOLB/RE George Webster (9), Steve Zabel (2), C. Hanneman (1), Steve King (1), Kevin Reilly (1); LILB/LLB Steve Nelson (13), G. Webster (1); RILB/MLB S. Hunt (12), Bob Geddes (1), S. Nelson (1); ROLB/RLB S. King (7), S. Zabel (7); LCB Bob Howard (14), RCB Ron Bolton (13), Jim Massey (1); SS Prentice McCray (14); FS John Sanders (14).

1975 Coaching Staff: Hank Bullough, Defensive Line, Rollie Dotsch, Outside Linebackers, Ron Erhardt, Offensive Backfield, Red Miller, Offensive Line, Ray Perkins, Receivers, John Polonchek, QB/Special Asst. to Head Coach, Charlie Sumner, Linebackers/Secondary, Jim Valek, Special Teams, Larry Weaver, Defensive Backfield.

Pro Bowl (0)

PASSING	ATT	CMP	YARDS	CMP%	YDS/ATT	TD	TD%	INT	INT%	LG	SK/YDS	RATING
Grogan	274	139	1976	50.7	7.21	11	4.0	18	6.6	62	22/207	60.4
Plunkett	92	36	571	39.1	6.21	3	3.3	7	7.6	76	13/89	39.7
Graff	35	18	221	51.4	6.31	2	5.7	3	8.6	31	4/34	54.6
Patriots	401	193	2768	48.1	6.90	16	4.0	28	7.0	76	39/330	55.2
Opponents	368	213	2515	57.9	6.83	18	4.9	13	3.5	77	33/271	80.4

1976 FINAL STATISTICS (11-3)

HEAD COACH: CHUCK FAIRBANKS • SECOND IN AFC EAST (WILD CARD PLAYOFF QUALIFIER) • HOME STADIUM: SCHAEFER STADIUM

Date	W/L	Score	Opp.	Att.	SCORING	TD	Ru	Pa	Rt	PAT	FG	S	TP	PUNT RETURNS	NO	FC	YDS	AVG	LG	TD	
9/12	L	13-27	Baltimore	43,637	Smith	0	0	0	0	42/46	15/25	0	87	Haynes	45	0	608	13.5	89t	2	
9/19	W	30-14	Miami	46,227	Grogan	13	12	0	1			0	78	Beaudoin	2	0	18	9.0	11	0	
9/26	W	30-27	at Pittsburgh	50,350	Johnson	10	6	4	0			0	60	Stingley	1	0	2	2.0	2	0	
10/03	W	48-17	Oakland	61,279	Stingley	4	0	4	0			0	24	Patriots	48	0	628	13.1	89t	2	
10/10	L	10-30	at Detroit	63,711	Cunningham	3	3	0	0			0	18	Opponents	37	7	288	7.8	32	0	
10/18	W	41-7	N.Y. Jets	51,236	Francis	3	0	3	0			0	18	KICK RETURNS							
10/24	W	26-22	at Buffalo	50,383	Chandler	3	0	3	0			0	18	NO	YDS	AVG	LG	TD			
10/31	L	3-10	at Miami	57,984	Forte	2	1	1	0			0	12	Phillips	14	397	28.4	71	0		
11/07	W	20-10	Buffalo	61,279	Haynes	2	0	0	2			0	12	Feacher	10	240	24.0	46	0		
11/14	W	21-14	at Baltimore	60,020	McCray	2	0	0	2			0	12	Calhoun	9	183	20.3	33	0		
11/21	W	38-24	at N.Y. Jets	58,509	Johnson	1	1	0	0			0	6	Beaudoin	6	134	22.3	44	0		
11/28	W	38-14	Denver	61,279	Phillips	1	1	0	0			0	6	Forte	3	62	20.7	29	0		
12/05	W	27-6	New Orleans	54,057	Briscoe	1	0	1	0			0	6	Conn	2	29	14.5	26	0		
12/12	W	31-14	at Tampa Bay	46,475	Brock	1	0	1	0			0	6	Carter	1	19	19.0	19	0		
AFC PLAYOFFS														McKay	1	23	23.0	23	0		
12/18	L	21-24	at Oakland	54,037	Hunt	1	0	0	1			0	6	Patriots	46	1087	23.6	71	0		
					Zabel	0	0	0	0	1/1	0/0	0	1	Opponents	71	1559	22.1	58	0		
					Team	0	0	0	0	0/1	0/0	0	0	FIELD GOALS							
TEAM STATISTICS														1-19	20-29	30-39	40-49	50+0			
TOTAL FIRST DOWNS				260	258	Patriots	48	24	18	6	43/48	15/25	0	376	Smith	0/1	4/4	4/6	7/14	0/0	
By Rushing				150	102	Opponents	29	12	16	1	26/29	12/17	0	236	Patriots						
By Passing				95	134	Opponents															
By Penalty				15	22	1/1															
Third Down: Md/Att.				76/192	90/209	0/1															
Third Down: Eff.				39.6	43.0	0/0															
TOTAL NET YARDS				4694	4022	0/0															
Avg. per game				335.3	287.3	0/0															
Total Offensive Plays				918	947	0/0															
Avg. per Play				5.1	4.2	0/0															
NET YARDS RUSHING				2948	1847	0/0															
Total Rushing Plays				591	462	0/0															
Avg. per Rush				5.0	4.0	0/0															
Avg. per Game				210.6	155.4	0/0															
NET YARDS PASSING				1746	2175	0/0															
Avg. per Game				124.7	155.4	0/0															
Sacked/Yards Lost				19/164	47/429	0/0															
Gross Yards Passing				1910	2604	0/0															
Att./Completions				309/146	437/229	0/0															
Completion Pct.				47.6	52.4	0/0															
Had Intercepted				20	23	0/0															
PUNTS/AVERAGE				67/40.1	75/38.8	0/0															
PENALTIES/YARDS				102/914	88/764	0/0															
FUMBLES/BALLS LOST				28/16	37/27	0/0															
TOUCHDOWNS				48	29	0/0															
Rushing				24	12	0/0															
Passing				18	16	0/0															
Returns				6	1	0/0															

RECEIVING	NO	YDS	AVG	LG	TD
Johnson	29	343	11.8	53	4
Cunningham	27	299	11.1	41	0
Francis	26	367	14.1	48	3
Stingley	17	370	21.8	58t	4
Calhoun	12	56	4.7	12	0
Vataha	11	192	17.5	44	1
Briscoe	10	136	13.6	21	1
Chandler	5	49	9.8	29	3
Forte	3	9	3.0	6t	1
Burks	2	27	13.5	17	0
Feacher	2	38	19.0	21	0
Phillips	1	18	18.0	18	0
Brock	1	6	6.0	6t	1
Patriots	146	1910	13.1	58t	18
Opponents	229	2604	11.4	55	16

RUSHING	NO	YDS	AVG	LG	TD
Cunningham	172	824	4.8	24	3
Calhoun	129	721	5.6	54	1
Johnson	169	699	4.1	69t	6
Grogan	60	397	6.6	41t	12
Phillips	24	164	6.8	46	1
Forte	25	100	4.0	26	1
Stingley	8	45	5.6	27	0
Francis	2	12	6.0	8	0
Burks	1	2	2.0	2	0
Patrick	1	-16	-16.0	-16	0
Patriots	591	2948	5.0	69t	24
Opponents	462	1847	4.0	46	12

Smith: (316,276,398)(42N,226,47N)(42G,40G,26G,37N) (0)(41G) (0)(44G,32G)(43G)(46G,33G)(48N,44N)(28G)(44N,19N,49G,41N)(43N)(30G).

OPPONENTS: (28G,32G) (0)(32G,41G,48N)(44G)(44N,36G) (0)(46G,34N)(47G)(31G)(40N)(19G) (0)(50G,47N,29G) (0).

STARTERS:
OFFENSE: WR Randy Vataha (8), Darriyl Stingley (4), Marlin Briscoe (2); LT Leon Gray (14); LG John Hannah (14); C Bill Lenkarts (14); RG Sam Adams (14); RT Bob McKay (14); TE Russ Francis (12), Al Chandler (2); WR D. Stingley (9), M. Briscoe (3), Steve Burks (1), A. Chandler (1); QB Steve Grogan (14); RB Andy Johnson (12), Sam Cunningham (1), Ike Forte (1); FB S. Cunningham (10), Don Calhoun (3), A. Johnson (1).

DEFENSE: LE Tony McGee (13), Mel Lunsford (1); NT Ray Hamilton (14); RE Julius Adams (14); LOLB Steve Zabel (14); LILB Steve Nelson (11), Sam Hunt (2), Donnie Thomas (1); RILB S. Hunt (9), George Webster (3), Jim Romanisyn (2); ROLB Pete Barnes (7), Steve King (7); LCB Bob Howard (14); RCB Mike Haynes (14); SS Prentice McCray (14); FS Tim Fox (13), Dick Conn (1).

1976 Coaching Staff: Hank Bullough, Defensive Line, Rollie Dotsch, Outside Linebackers, Ron Erhardt, Offensive Backfield, Red Miller, Offensive Line, Ray Perkins, Receivers, John Polonchek, QBs/Special Asst. to Head Coach, Charlie Sumner, Linebackers/Secondary, Larry Weaver, Defensive Backfield, Tom Yewcic, Offensive Backfield/Special Teams.

Pro Bowl (4): TE Russ Francis (1), T Leon Gray (1), G John Hannah (1), CB Mike Haynes (1).

PASSING	ATT	CMP	YARDS	CMP%	YDS/ATT	TD	TD%	INT	INT%	LG	SK/YDS	RATING
Grogan	302	145	1903	48.0	6.30	18	6.0	20	6.6	58t	18/155	60.6
Owen	5	1	7	20.0	1.40	0	0.0	0	0.0	7	0/0	39.6
Johnson	2	0	0	0.0	0.0	0	0.0	0	0.0	0	0/0	39.6
Briscoe	0	0	0	0.0	0.0	0	0.0	0	0.0	0	1/9	-
Patriots	309	146	1910	47.2	6.25	18	5.8	20	6.5	58t	19/164	59.7
Opponents	437	229	2604	52.4	5.96	16	3.7	23	5.3	55	47/429	60.9

1977 FINAL STATISTICS (9-5)

HEAD COACH: CHUCK FAIRBANKS - THIRD IN AFC EAST - HOME STADIUM: SCHAEFER STADIUM

Date	W/L	Score	Opp.	Att.
9/18	W	21-17	Kansas City	58,288
9/26	L	27-30	at Cleveland OT	77,910
10/02	L	27-30	at N.Y. Jets	49,801
10/09	W	31-0	Seattle	54,363
10/16	W	24-20	at San Diego	51,143
10/23	W	17-3	Baltimore	61,279
10/30	W	24-13	N.Y. Jets	61,279
11/06	L	14-24	Buffalo	61,279
11/13	L	5-17	at Miami	67,907
11/20	W	20-7	at Buffalo	31,157
11/27	W	14-6	Philadelphia	58,192
12/04	W	16-10	at Atlanta	60,738
12/11	W	14-10	Miami	61,279
12/18	L	24-30	at Baltimore	60,763

TEAM STATISTICS		PATS	OPP
TOTAL FIRST DOWNS		247	215
By Rushing	132	86	
By Passing	101	111	
By Penalty	14	18	
Third Down: Mtd/Att.	98/199	74/196	
Third Down: Eff.	49.0	38.0	
TOTAL NET YARDS		4310	3638
Avg. per Game	307.9	259.9	
Total Offensive Plays	922	866	
Avg. per Play	4.7	4.7	
NET YARDS RUSHING		2303	1605
Total Rushing Plays	603	452	
Avg. per Rush	3.8	3.6	
Avg. per Game	164.5	114.6	
NET YARDS PASSING		2007	2033
Avg. per Game	143.4	145.2	
Sacked/Yards Lost	14/155	58/471	
Gross Yards Passing	2162	2504	
Att./Completions	305/160	356/188	
Completion Pct.	52.5	52.8	
Had Intercepted	21	19	
PUNTS/AVERAGE		68/34.6	78/39.1
PENALTIES/YARDS		112/931	71/610
FUMBLES/BALLS LOST		28/15	20/10
TOUCHDOWNS		33	26
Rushing	13	8	
Passing	17	16	
Returns	3	2	

SCORE BY PERIODS	1	2	3	4	OT	TOTAL
Patriots	79	65	74	60	0	278
Opponents	58	23	61	72	3	217

SCORING	TD	Ru	Pa	Rt	PAT	FG	S	TP
Smith	0	0	0	0	33/33	15/21	0	78
Stingley	6	1	5	0	0	0	0	36
Cunningham	5	4	1	0	0	0	0	30
Calhoun	4	4	0	0	0	0	0	24
Francis	4	0	4	0	0	0	0	24
Hasselbeck	4	0	4	0	0	0	0	24
Clayborn	3	0	3	0	0	0	0	20
Morgan	3	0	3	0	0	0	0	18
Forte	2	2	0	0	0	0	0	12
Grogan	1	1	0	0	0	0	0	6
Phillips	1	1	0	0	0	0	0	6
Patriots	33	13	17	3	33/33	15/21	1	278
Opponents	26	8	16	2	22/26	13/21	0	217

RUSHING	NO	YDS	AVG	LG	TD
Cunningham	270	1015	3.8	31t	4
Calhoun	198	727	3.7	25	4
Grogan	61	324	5.3	41	1
Forte	62	157	2.5	16	2
Phillips	5	27	5.4	13	1
Stingley	3	33	11.0	34t	1
Ivory	3	10	3.3	9	0
Morgan	1	10	10.0	10	0
Patriots	603	2303	3.8	41	13
Opponents	452	1605	3.6	66	8

RECEIVING	NO	YDS	AVG	LG	TD
Cunningham	42	370	8.8	35	1
Stingley	39	657	16.8	68	5
Morgan	21	443	21.1	64t	3
Francis	16	229	14.3	31t	4
Calhoun	13	152	11.7	47	0
Hasselbeck	9	76	8.4	21	4
Forte	8	88	11.0	22	0
Chandler	7	68	9.7	16	0
Burks	5	79	15.8	22	0
Patriots	160	2162	13.5	68	17
Opponents	188	2504	13.3	78	16

INTERCEPTIONS	NO	YDS	AVG	LG	TD
Haynes	5	54	10.8	22	0
McCray	4	61	15.2	48	0
Howard	4	10	2.2	6	0
Fox	3	39	13.0	27	0
Hunt	2	17	8.5	10	0
Barnes	1	13	13.0	13	0
Patriots	19	194	10.2	48	0
Opponents	21	279	13.3	45	2

PUNTING	NO	YDS	AVG	LG	TB	IN20	BLK
Patrick	68	2354	34.6	64	6	13	3
Patriots	68	2354	34.6	64	6	13	3
Opponents	78	3048	39.1	65	9	10	0

PUNT RETURNS	NO	FC	YDS	AVG	LG	TD
Morgan	16	2	220	13.8	53	0
Haynes	24	2	200	8.3	46	0
Forte	2	1	9	4.5	6	0
Beaudoin	1	0	0	0.0	0	0
Westbrook	0	1	0	0.0	0	0
Patriots	43	6	429	10.0	53	0
Opponents	33	6	270	8.2	23	0

KICK RETURNS	NO	YDS	AVG	LG	TD
Clayborn	28	869	31.0	101t	3
Phillips	6	93	15.5	22	0
Beaudoin	4	73	18.3	30	0
McKay	1	16	16.0	16	0
Patriots	39	1051	26.9	101t	3
Opponents	52	1086	20.9	73	0

SACKS: McGee 12.0, Hamilton 10.0, Adams 9.5, Shoate 6.0, Barnes 5.0, Nelson 5.0, Boyd 2.5, Fox 2.0, Lunsford 1.5, Bishop 1.0, Clayborn 1.0, Hunt 1.0, King 1.0, Zabel 0.5. Patriots 58.0, Opponents 14.0.

FIELD GOALS	1-9	20-29	30-39	40-49	50+
Smith	1/1	4/5	9/11	1/4	0/0
Patriots	0/1	4/5	9/11	1/4	0/0
Opponents	0/1	5/5	7/11	1/4	0/0

Smith: 0 (35G, 28G) (44G, 24G) (36G, 26WR) (28G) (18G) (30G) (0 (37M, 35G) (33G, 25G, 44N) (0 (47S, 36G, 32G, 29G, 35B) (47B) (30G).

OPPOSITIONS: (22G) (37G, 37G, 35G, 44WR, 39B) (38B, 37G) (0 (0 (40G) (36G, 40WL, 21G) (30G) (33G) (0 (19B, 33WL) (25G) (28G) (38WL, 28G, 45WL).

STARTERS:
OFFENSE: WR Stanley Morgan (14); LT Leon Gray (11), Shelby Jordan (3); LG John Hannah (11), Pete Brock (3); C Bill Lenkaitis (14); RG Sam Adams (13), P Brock (1); RT Tom Neville (13), Bob McKay (3); TE Russ Francis (10), Al Chandler (3), Don Hasselbeck (1); WR Darryl Stingley (14); QB Steve Grogan (14); RB Don Calhoun (14); FB Sam Cunningham (14).

DEFENSE: LE Mel Lunsford (13), Tony McGee (1); NT Ray Hamilton (14); RE Julius Adams (14); LOLB Steve Zabel (10), Steve King (4); LILB Steve Nelson (13), Ray Costick (1); RILB Sam Hunt (13), R. Costick (1); ROLB Pete Barnes (11), Rod Shoate (3); LCB Bob Howard (12), Raymond Clayborn (2); RCB Mike Haynes (14); SS Prentice McCray (14); FS Tim Fox (14).

1977 Coaching Staff: Hank Bullough, Defensive Line, Ron Erhardt, Offensive Backfield, Leon McLaughlin, Offensive Line, Ray Perkins, Receivers, John Polonchek, QBs/Special Asst. to Head Coach, Charlie Sumner, Linebackers/Secondary, Dick Walker, Defensive Backs, Tom Yewcic, Offensive Backfield/Special Teams.

Pro Bowl (2): TE Russ Francis (2), CB Mike Haynes (2).

PASSING	ATT	CMP	YARDS	CMP%	YDS/ATT	TD	TD%	INT	INT%	LG	SK/YDS	RATING
Grogan	305	160	2162	52.5	7.09	17	5.6	21	6.9	68	14/155	65.2
Patriots	305	160	2162	52.5	7.09	17	5.6	21	6.9	68	14/155	65.2
Opponents	356	188	2504	52.8	7.03	16	4.5	19	5.3	78	58/471	68.1

1978 FINAL STATISTICS (11-5)

HEAD COACH: CHUCK FAIRBANKS (11-4), RON ERHARDT & HANK BULLOUGH CO-HEAD COACHES (0-1) • AFC EAST CHAMPIONS • HOME STADIUM: SCHAEFER STADIUM

Date	W/L	Score	Opp.	Att.	RUSHING	NO	YDS	AVG	LG	TD	KICK RETURNS	NO	YDS	AVG	LG	TD
9/03	L	14-16	Washington	55,063	Cunningham	199	768	3.9	52t	8	Clayborn	27	636	23.6	60	0
9/10	W	16-6	at St. Louis	49,555	Ivory	141	693	4.9	28	11	McAlister	10	186	18.6	32	0
9/18	L	27-34	Baltimore	57,503	Johnson	147	675	4.6	52	3	Westbrook	7	125	17.9	33	0
9/24	W	21-14	at Oakland	53,500	Grogan	81	539	6.7	31	5	Ivory	7	165	23.6	33	0
10/01	W	28-23	San Diego	61,297	Calhoun	76	391	5.1	73	1	Morgan	1	17	17.0	17	0
10/08	W	24-14	Philadelphia	61,297	McAlister	19	77	4.1	16	2	Wheeler	1	0	0.0	0	0
10/15	W	10-3	at Cincinnati	56,257	Morgan	2	11	5.5	6	0	Conn	1	26	26.0	26	0
10/22	W	33-24	Miami	61,297	Jackson	1	7	7.0	7	0	Tatupu	1	17	17.0	17	0
10/29	W	55-21	N.Y. Jets	61,297	Tatupu	3	6	2.0	3	0	Patriots	55	1172	21.3	60	0
11/05	W	14-10	at Buffalo	46,101	Wilson	1	0	0.0	0	0	Opponents	69	1576	22.8	90t	1
11/12	L	23-26	Houston	61,297	Westbrook	1	-2	-2.0	-2	0						
11/19	W	19-17	at N.Y. Jets	60,372	Patriots	671	3165	4.7	73	30						
11/26	W	35-14	at Baltimore	49,404	Opponents	511	1852	3.6	32t	14						
12/03	L	10-17	at Dallas	65,045												
12/10	W	26-24	Buffalo	59,927												
12/18	L	3-23	at Miami	75,445												

AFK PLAYOFFS
12/31 L 14-31 Houston 61,297

SACKS: McGee 11.5, Bishop 7.0, Hamilton 5, Shoate 5, Lunford 3.5, Costicc 1, Hawkins 1, Nelson 1. **Patriots** 35.0, **Opponents** 24.0.

FIELD GOALS	1-19	20-29	30-39	40-49	50+
Smith	0/0	1/1	0/0	0/0	0/0
Lowery	0/0	0/0	0/0	0/1	0/0
Posey	1/1	3/4	5/11	2/6	0/0
Patriots	1/1	4/5	5/11	2/7	0/0
Opponents	0/0	5/6	1/5	2/5	1/3

RECEIVING	NO	YDS	AVG	LG	TD
Francis	39	543	13.9	53	4
Jackson	37	743	20.1	57	6
Morgan	34	820	24.1	75t	5
Cunningham	31	297	9.6	31	0
Johnson	26	267	10.3	31	0
Ivory	14	122	8.7	18	0
Hasselbeck	7	107	15.3	24	0
Westbrook	3	38	12.7	19	0
Calhoun	3	29	9.7	15	0
Pennywell	1	28	28.0	28	0
McAlister	1	12	12.0	12	0
Patriots	196	3006	15.3	75t	15
Opponents	235	3059	13.0	67t	21

INTERCEPTIONS	NO	YDS	AVG	LG	TD
Haynes	6	123	20.5	50	1
Nelson	5	104	20.8	37	0
Clayborn	4	72	18.0	44	0
Beaudoin	3	25	8.3	13	0
Fox	2	10	5.0	10	0
Conn	1	24	24.0	24	0
Zabel	1	0	0.0	0	0
Patriots	22	358	16.3	50	1
Opponents	25	252	10.1	49	1

PUNTING	NO	YDS	AVG	LG	TB	IN20	BLK
Wilson	54	1921	35.6	57	4	14	0
Patrick	7	216	30.9	47	0	2	0
Patriots	61	2137	35.0	57	4	16	0
Opponents	78	3081	39.5	63	8	17	0

PUNT RETURNS	NO	FC	YDS	AVG	LG	TD
Morgan	32	4	335	10.5	48	0
Haynes	14	2	183	13.1	35	0
Conn	1	2	2	2.0	2	0
Patriots	47	8	520	11.1	48	0
Opponents	29	10	272	9.4	30	0

SCORE BY PERIODS	1	2	3	4	OT	TOTAL
Patriots	77	122	63	96	0	358
Opponents	55	60	71	97	0	286

SCORING	TD	Ru	Pa	Rt	PAT	FG	S	TP
Ivory	11	11	0	0	0	0	66	
Posey	0	0	0	29/31	11/22	0	62	
Cunningham	8	8	0	0	0	0	48	
Jackson	6	0	6	0	0	0	36	
Grogan	5	5	0	0	0	0	30	
Morgan	5	0	5	0	0	0	30	
Francis	4	0	4	0	0	0	24	
Johnson	3	3	0	0	0	0	18	
McAlister	2	2	0	0	0	0	12	
Smith	0	0	0	6/7	1/1	0	9	
Lowery	0	0	0	7/7	0/1	0	7	
Calhoun	1	1	0	0	0	0	6	
Haynes	1	0	1	0	0	0	6	
Bishop	0	0	0	0	0	1	2	
Fox	0	0	0	0	0	1	2	
Wilson	0	0	0	0/1	0/0	0	0	
Patriots	46	30	15	142/46	12/24	2/358		
Opponents	38	14	21	3/38	9/19	0/286		

PASSING	ATT	CMP	YARDS	CMP%	YDS/ATT	TD	TD%	INT	INT%	LG	SK/YDS	RATING
Grogan	362	181	2824	50.0	7.80	15	4.1	23	6.4	75t	21/184	63.6
Owen	26	15	182	57.7	7.00	0	0.0	2	7.7	23	3/22	47.3
Johnson	2	0	0	0.0	0.00	0	0.0	0	0.0	0	0/0	39.6
Patriots	390	196	3006	50.3	7.71	15	3.8	25	6.4	75t	24/206	62.2
Opponents	425	235	3059	55.3	7.19	21	4.9	22	5.1	67t	35/296	73.1

Smith: 0 (24G) 0.

Lowery: 0 (45WL).

Posey: (42G, 36WL) (19G) (29G, 37WR) 0 (48N) (32G, 34G, 37G, 38WL, 25WL) (48N, 47G, 24G) (31S) (46B, 30G, 36B, 39N) (42S, 21G) (35G).

OPPONENTS: (26G, 54WR) 0 (0) (35WL, 47WL) (38WL, 41G) 0 (25WR, 44WL, 52G, 51WR) (29G, 45WL) 0 (21G) 0 (45G, 33N) (31WL) (26G) (26G) (30G).

STARTERS:

OFFENSE: WR Stanley Morgan (16); LT Leon Gray (16); LG John Hannah (16); C Bill Lenkaitis (16); RG Sam Adams (16); RT Shelby Jordan (16); TE Russ Francis (15), Don Hasselbeck (1); WR Harold Jackson (13); QB Steve Grogan (16); RB Andy Johnson (13), Horace Ivory (3); FB Sam Cunningham (14), Don Calhoun (2); 2nd TE D. Hasselbeck (3).

DEFENSE: LE Mel Lunford (15), Tony McGee (1); NT Ray Hamilton (16); RE Richard Bishop (15), Julius Adams (1); LOLB Steve Zabel (11), Steve King (5); LILB Steve Nelson (15), Ray Costicc (1); RILB Sam Hunt (15), R. Costicc (1); ROLB Rod Shoate (15); R. Costicc (1); LCB Ray Clayborn (16); RCB Michael Haynes (16); SS Doug Beaudoin (13), Tim Fox (2), Prentice McCray (1); FS T. Fox (14), P. McCray (2).

1978 Coaching Staff: Raymond Berry, Receivers, Hank Bullough, Defensive Line, Ron Erhardt, Offensive Backfield, John Polonchek, OLS/Special Asst. to Head Coach, Jim Ringo, Offensive Line, Fritz Shurmur, Defensive Line, Charlie Summer, Linebackers/Secondary, Tom Yewcic, Offensive Backfield/Special Teams.

Pro Bowl (4): FB Sam Cunningham (1), TE Russ Francis (3), T Leon Gray (2), G John Hannah (2), CB Mike Haynes (3).

1980 FINAL STATISTICS (10-6)

HEAD COACH: RON ERHARDT • SECOND IN AFC EAST • HOME STADIUM: SCHAEFER STADIUM

Date	W/L	Score	Opp.	Att.	RUSHING	NO	YDS	AVG	LG	TD	KICK RETURNS	NO	YDS	AVG	LG	TD
9/07	W	34-17	Cleveland	49,222	Ferguson	211	818	3.9	44	2	Ivory	36	992	27.6	98t	1
9/14	L	21-37	Atlanta	48,321	Calhoun	200	787	3.9	22t	9	Brown	9	156	17.3	26	0
9/21	W	37-31	at Seattle	61,035	Grogan	30	112	3.7	19	1	Currier	6	98	16.3	26	0
9/29	W	23-14	Denver	59,602	Ivory	42	111	2.6	20t	2	Westbrook	1	14	14.0	14	0
10/05	W	21-11	at N.Y. Jets	53,603	Tatupu	33	97	2.9	11	3	Clark	3	21	7.0	13	0
10/12	W	34-0	Miami	60,377	Cavanaugh	19	97	5.1	22	0	Pennywell	1	0	0.0	0	0
10/19	W	37-21	at Baltimore	53,924	Foreman	23	63	2.7	7	1	Patriots	56	1281	22.9	89t	1
10/26	L	13-31	at Buffalo	75,092	Clark	9	56	6.2	15	1	Opponents	90	1649	18.3	35	0
11/02	W	34-21	at N.Y. Jets	60,834	Jackson	5	37	7.4	16	0	SACKS: Adams 9.0, Hamilton 8.0, McGee 7.5, Shoate 6.0, Bishop 5.5, Zamberlin 2.5, Hawkins 2.0, Haynes 1.0, McGrew 1.0, Sanford 1.0, McDougald 0.5. Patriots 44.0, Opponents 25.0.					
11/10	L	34-38	at Houston	51,524	Morgan	4	36	9.0	16	0	FIELD GOALS 1-19 20-29 30-39 40-49 50+					
11/16	L	14-17	L.A. Rams	60,609	Francis	41	664	16.2	39	8	Smith	2-2	11-11	10-14	3-7	0-0
11/23	W	47-21	Baltimore	60,994	Jackson	35	737	21.1	40	5	Patriots	2-2	11-11	10-14	3-7	0-0
11/30	L	17-21	at San Francisco	45,254	Calhoun	27	129	4.8	12	0	Opponents	0-0	8-8	4-8	2-3	0-1
12/08	L	13-16	at Miami OT	63,292	Johnson	24	259	10.8	22	3	Smith: (37G,35G) () 19G,30G,44W,29G) (26G,19G,36G) (30G,34W,36G) (27G,29G,37G) (41G,32G) (21G, 27G,44W) (26G,44G,32B) (4TS) (22G,35G) (37W, 42G) (23G,33G,35B) (40W,27G) (22G).					
12/14	W	24-2	Buffalo	58,324	Foreman	14	99	7.1	18	0	OPPONENTS: (25G) (26G,27G,39G) (33G) (73S) (49B,39W,40G) () (35W) (23G,39W) () (45G) (29G) (39W) () (27G,24G,23G) () (30G,38G).					
12/21	W	38-27	at New Orleans	38,277	Hubach	1	0	0.0	0	0	STARTERS:					
					Patriots	588	2240	3.8	44	19	OFFENSE: WR Stanley Morgan (16); LT Dwight Wheeler (15), Garry Puetz (1); LG John Hannah (16); C Bill Lenkaitis (16); RG Sam Adams (15), Bob Cryder (1); RT Shelby Jordan (16); TE Russ Francis (15), Don Hasselbeck (1); WR Harold Jackson (16); QB Steve Grogan (12), Matt Cavanaugh (4); RB Vagas Ferguson (16); FB Don Calhoun (16).					
					Opponents	481	1876	3.9	33	12	DEFENSE: LE Mel Lunsford (12), Richard Bishop (4); NT Ray Hamilton (15), R. Bishop (1); RE Julius Adams (16); LOLB Mike Hawkins (16), LILB Steve Nelson (16); RILB John Zamberlin (13), Bob Golic (3); ROLB Rod Shoate (16); LCB Raymond Clayborn (15), Mike Haynes (1); RCB M. Haynes (11), Rick Sanford (4), R. Clayborn (1); SS Roland James (10), R. Sanford (6); FS Tim Fox (16).					

TEAM STATISTICS	PATS	OPP
TOTAL FIRST DOWNS	319	270
By Rushing	139	118
By Passing	154	141
By Penalty	26	11
Third Down: Md/Att.	98/210	79/214
Third Down: Eff.	46.7	36.9
TOTAL NET YARDS	5435	4762
Avg. per Game	339.7	297.6
Total Offensive Plays	1026	983
Avg. per Play	5.3	4.8
NET YARDS RUSHING	2240	1876
Total Rushing Plays	588	481
Avg. per Rush	3.8	3.9
Avg. per Game	140.0	117.3
NET YARDS PASSING	3195	2886
Avg. per Game	199.7	180.4
Sacked/Yards Lost	25/200	44/346
Good Yards Passing	3395	3232
Att./Completions	413/240	458/266
Completion Pct.	58.1	58.1
Had Intercepted	27	24
PUNTS/AVERAGE	63/38.0	92/41.0
PUNT RETURNS/AVG	28/8.5	60/8.6
PUNTING AVG.	33.6	33.3
PENALTIES/YARDS	79/696	92/833
FUMBLES/BALLS LOST	19/9	31/10
TOUCHDOWNS	52	40
Rushing	19	12
Passing	27	28
Returns	6	0

SCORE BY PERIODS	1	2	3	4	OT	TOTAL
Patriots	77	132	110	122	0	441
Opponents	64	97	56	105	3	325

SCORING	TD	Ru	Pa	PaT	Fg	S	TP
Smith	0	0	0	51/51	26/34	0	129
Calhoun	9	9	0	0	0	0	54
Francis	8	0	8	0	0	0	48
Morgan	6	0	6	0	0	0	36
Jackson	5	0	5	0	0	0	30
Hasselbeck	4	0	4	0	0	0	24
Ivory	3	2	0	1	0	0	18
Johnson	3	0	3	0	0	0	18
Tatupu	3	3	0	0	0	0	18
Clark	2	1	0	1	0	0	12
Ferguson	2	2	0	0	0	0	12
Foreman	1	1	0	0	0	0	6
Grogan	1	1	0	0	0	0	6
Pennywell	1	0	1	0	0	0	6
Haynes	1	0	0	1	0	0	6
James	1	0	0	1	0	0	6
Shoate	1	0	0	1	0	0	6
Sanford	1	0	0	1	0	0	6
Team	0	0	0	0/1	0/0	0	0
Patriots	52	19	27	6	51/52	26/34	0
Opponents	40	12	28	0	39/40	14/20	2

PASSING	ATT	CMP	YARDS	CMP%	YDS/ATT	TD	TD%	INT	INT%	LG	SK/YDS	RATING
Grogan	306	175	2475	57.2	8.09	18	5.9	22	7.2	71	17/138	73.1
Cavanaugh	105	63	885	60.0	8.43	9	8.6	5	4.8	40	8/62	95.9
Jackson	2	2	35	100.0	17.5	0	0.0	0	0.0	23	0/0	118.8
Patriots	413	240	3395	58.1	8.22	27	6.5	27	6.5	71	25/200	79.3
Opponents	458	266	3232	58.1	7.06	28	6.1	24	5.2	79t	44/346	78.4

RESULTS

1981 FINAL STATISTICS (2-14)

HEAD COACH: RON ERHARDT • FIFTH IN AFC EAST • HOME STADIUM: SCHAEFER STADIUM

Date	W/L	Score	Opp.	Att.	RUSHING	NO	YDS	AVG	LG	TD	KICK RETURNS	NO	YDS	AVG	LG	TD
9/06	L	28-29	Baltimore	49,572	Collins	204	873	4.3	29	7	Collins	39	773	19.8	30	0
9/13	L	3-13	at Philadelphia	71,089	Ferguson	78	340	4.4	19t	3	Toler	9	148	16.4	32	0
9/21	L	21-35	Dallas	60,311	Cunningham	86	269	3.1	12	4	Sanford	4	82	20.5	27	0
9/27	L	21-27	at Pittsburgh OT	53,344	Calhoun	57	205	3.6	33	2	Johnson	3	53	17.7	19	0
10/04	W	33-17	Kansas City	55,931	Tatupu	38	201	5.3	43	2	Domroski	2	45	22.5	24	0
10/11	L	24-28	at N.Y. Jets	55,093	Cavanaugh	17	92	5.4	11	3	Calhoun	2	38	19.0	22	0
10/18	W	38-10	Houston	60,474	Grogan	12	49	4.1	24t	2	K. Lee	2	20	10.0	16	0
10/25	L	22-24	at Washington	50,394	Morgan	2	21	10.5	11	0	Ivory	1	19	19.0	19	0
11/01	L	17-27	at Oakland	44,246	Pennywell	1	3	3.0	3	0	Hasselbeck	1	7	7.0	7	0
11/08	L	27-30	Miami OT	60,436	Johnson	2	1	0.5	5	0	Mathews	1	5	5.0	5	0
11/15	L	6-17	N.Y. Jets	45,342	Jackson	2	-14	-7.0	-5	0	Hamilton	1	0	0.0	0	0
11/22	L	17-20	at Buffalo	71,593	Patriots	499	2040	4.1	43	23	Patriots	65	1190	18.3	32	0
11/29	L	20-27	St. Louis	39,946	Opponents	644	2950	4.6	75t	20	Opponents	68	1326	19.5	53	0
12/06	L	14-24	at Miami	50,421	RECEIVING	NO	YDS	AVG	LG	TD	SACKS: Mc Gee 5.5, Bishop 4.5, Lee 3.0, Adams 3.0, Shoate 2.0, Hawkins 1.0, Hamilton 1.0. Patriots 20.0, Opponents 45.0.					
12/13	L	10-19	Buffalo	42,549	Hasselbeck	46	808	17.6	51	6	FIELD GOALS 1-19 20-29 30-39 40-49 50+					
12/20	L	21-23	at Baltimore	17,073	Morgan	44	1029	23.4	76t	6	Smith 0-0 7-7 2-6 5-7 1-4					
					Jackson	39	669	17.2	45	0	Patriots 0-0 7-7 2-6 5-7 1-4					
					Johnson	39	429	11.0	36	1	Opponents 1-1 11-12 6-10 6-14 1-2					
					Collins	26	232	9.0	22	0	Smith: (50W,39W) (22G) (43S) 0 (50G,43G) (22G) (32W,21G) (25G,22G,46G,53S) (38G) (27G,34G) (42G,29G) (43G, 35B) (39W) (49N, 50N) (42G) 0.					
					Tatupu	12	132	11.0	41	1	OPPONENTS: (48G,19G,35G) (46G,22G,44W) (26G,40W,26G,27G,25G) (39W,48W) (40W,35G) (50W,43W) (42G) (40B,34G) (51G,27W,26G) (24G,26G,30G) (47G,39G) (28G,42W,23G,38W) (44G,45G) (32G,37N) (29G) (30G,46S).					
					Cunningham	12	92	7.7	12	0	STARTERS: WR Stanley Morgan (13), Carlos Pennywell (2), Don Westbrook (1); LT Dwight Wheeler (11), Brian Holloway (5); LG John Hannah (16); C Pete Brock (16); RG Bob Cryder (15), Gary Puetz (1); RT Shelby Jordan (16); TE Don Hasselbeck (14), Lin Dawson (2); WR Harold Jackson (15); QB Matt Cavanaugh (8), Steve Grogan (7), Tom Owen (1); RB Tony Collins (11), Vagas Ferguson (5); FB Sam Cunningham (8), Don Calhoun (7), Fosi Tatupu (1); 3rd TE L. Dawson (1).					
					Dawson	7	126	18.0	42	2	DEFENSE: LE Tony Mc Gee (9), Mark Buben (4), John Lee (3); RT Richard Bishop (16); RE Julius Adams (16); LOLB Mike Hawkins (15), Steve King (1); LLB Steve Nelson (12), Bob Golic (4); RLB Bill Mathews (9), B. Golic (5), J. Lee (1), John Zamberlin (1); ROLB Rod Shoate (16); LCB Raymond Clayborn (16); RCB Mike Haynes (6), Keith Lee (6), Roland James (3), Rick Sanford (1); SS R. Sanford (13), R. James (3); FS Tim Fox (16).					

TEAM STATISTICS	PATS	OPP
TOTAL FIRST DOWNS	306	328
By Rushing	124	160
By Passing	166	148
By Penalty	16	20
Third Down: Mid/Att.	77/208	100/230
Third Down: Eff.	37.0	43.5
TOTAL NET YARDS	5623	5827
Avg. per game	351.4	364.2
Total Offensive Plays	1026	1103
Avg. per Play	5.5	5.3
NET YARDS RUSHING	2040	2950
Total Rushing Plays	499	644
Avg. per Rush	4.1	4.5
Avg. per game	127.5	184.4
NET YARDS PASSING	3583	2877
Total Passing Plays	223.9	179.8
Sacked/Yards Lost	45/321	20/175
Gross Yards Passing	3904	3052
Att./Completions	482/254	439/243
Completion Pct.	52.7	55.3
Had Intercepted	34	16
PUNTS/AVERAGE	75/39.3	74/38.8
NET PUNTING AVG.	31.8	34.5
PENALTIES/YARDS	88/725	86/763
FUMBLES/BALLS LOST	32/16	34/17
TOUCHDOWNS	40	42
Rushing	23	20
Passing	17	18
Returns	0	4

SCORE BY PERIODS	1	2	3	4	OT	TOTAL
Patriots	68	92	67	95	0	322
Opponents	78	117	90	76	9	370

SCORING	TD	Ru	Pa	PaT	Fg	S	TP
Smith	0	0	0	3/39	15/24	0	82
Collins	7	7	0	0	0	0	42
Morgan	6	0	6	0	0	0	36
Hasselbeck	6	0	6	0	0	0	36
Cunningham	4	4	0	0	0	0	24
Cavanaugh	3	3	0	0	0	0	18
Ferguson	3	3	0	0	0	0	18
Tatupu	3	2	1	0	0	0	18
Calhoun	2	2	0	0	0	0	12
Grogan	2	2	0	0	0	0	12
Westbrook	2	0	2	0	0	0	12
Pennywell	1	0	1	0	0	0	6
Johnson	1	0	1	0	0	0	6
Team	0	0	0	0	0/1	0/0	0
Patriots	40	23	17	0	37/40	15/24	0
Opponents	42	20	18	4	39/41	25/39	2

PASSING	ATT	CMP	YARDS	CMP%	YDS/ATT	TD	TD%	INT	INT%	LG	SK/YDS	RATING
Cavanaugh	219	115	1633	52.5	7.46	5	2.3	13	5.9	65	24/165	59.8
Grogan	216	117	1859	54.2	8.61	7	3.2	16	7.4	76t	19/137	63.0
Owen	36	15	218	41.7	6.05	1	2.8	4	11.1	28	2/19	31.7
Johnson	9	7	194	77.7	21.5	4	44.0	1	11.1	66t	0/0	118.8
Jackson	1	0	0	0.0	0.00	0	0.0	0	0.0	0	0/0	39.6
Collins	1	0	0	0.0	0.00	0	0.0	0	0.0	0	0/0	39.6
Patriots	482	254	3904	52.7	8.10	17	3.5	34	7.0	76t	45/321	62.1
Opponents	439	243	3052	55.3	6.95	18	4.1	16	3.6	55	20/175	75.7

1982 FINAL STATISTICS (5-4)

HEAD COACH: RON MEYER • THIRD IN AFC EAST • HOME STADIUM: SCHAEFER STADIUM

Date	W/L	Score	Opp.	Att.
9/12	W	24-13	at Baltimore	39,055
9/19	L	7-31	N.Y. Jets	53,515
11/21	L	7-10	at Cleveland	47,281
11/28	W	29-21	Houston	33,602
12/05	L	13-26	at Chicago	36,973
12/12	W	3-0	Miami	25,716
12/19	W	16-0	at Seattle	53,457
12/26	L	14-37	at Pittsburgh	50,515
1/02	W	30-19	Buffalo	36,218

AFC PLAYOFFS				
1/08	L	13-28	at Miami	68,842

TEAM STATISTICS

	PATS	OPP
TOTAL FIRST DOWNS	146	185
By Rushing	74	87
By Passing	63	88
By Penalty	9	10
Third Down: Md/Att.	37/109	47/122
Third Down: Eff.	33.9	38.5
Fourth Down: Md/Att.	4/7	5/8
Fourth Down: Eff.	57.1	62.5
TOTAL NET YARDS	2633	2808
Avg. per Game	292.6	312.0
Total Offensive Plays	526	602
Avg. per Play	5.0	4.6
NET YARDS RUSHING	1347	1289
Total Rushing Plays	324	315
Avg. per Rush	4.2	4.1
Avg. per Game	149.7	143.2
NET YARDS PASSING	1286	1519
Avg. per Game	142.9	168.8
Sacked/Yards Lost	15/134	20/172
Gross Yards Passing	1420	1691
Att./Completions	187/93	267/142
Completion Pct.	49.7	53.2
Had Intercepted	9	12
PUNTS/AVERTAGE	49/43.7	43/39.7
NET PUNTING AVG.	37.7	33.7
PENALTIES/YARDS	53/412	39/290
FUMBLES/BALLS LOST	16/8	19/11
TOUCHDOWNS	17	18
Rushing	3	9
Passing	12	9
Returns	2	0

SCORE BY PERIODS	1	2	3	4	OT	TOTAL
Patriots	23	33	37	50	0	143
Opponents	34	49	13	61	0	157

SCORING	TD	Ru	Pa	Rt	PAT	FG	S	TP
Smith	0	0	0	0	6/7	5/8	0	21
Collins	3	1	2	0	0	0	0	18
Morgan	3	0	3	0	0	0	0	18
Toler	2	0	2	0	0	0	0	12
Miller	0	0	0	0	4/4	2/3	0	10
Robinson	0	0	0	0	5/5	1/2	0	8
Bradshaw	1	0	1	0	0	0	0	6
Brown	1	0	1	0	0	0	0	6
Dawson	1	0	1	0	0	0	0	6
Grogan	1	1	0	0	0	0	0	6
Hasselbeck	1	0	1	0	0	0	0	6
Sanford	1	0	1	0	0	0	0	6
R. Smith	1	0	1	0	0	0	0	6
van Egghen	1	0	1	0	0	0	0	6
Weathers	1	1	0	0	0	0	0	6
Crump	0	0	0	0	0	0	1	2
Team	0	0	0	0	0/1	0/0	0	0
Patriots	17	3	12	2	15/17	8/13	1	143
Opponents	18	9	9	0	17/18	10/15	1	157

RUSHING	NO	YDS	AVG	LG	TD
Collins	164	632	3.9	54	1
van Egghen	82	386	4.7	17	0
Tatupu	30	168	5.6	26	0
Weathers	24	83	3.5	18	1
Grogan	9	42	4.7	19	1
Cunningham	9	21	2.3	4	0
Ferguson	1	5	5.0	5	0
Toler	1	4	4.0	4	0
Cavanaugh	2	3	1.5	3	0
Morgan	2	3	1.5	3	0
Patriots	324	1347	4.2	54	3
Opponents	315	1289	4.1	48	9

RECEIVING	NO	YDS	AVG	LG	TD
Morgan	28	584	20.9	75t	3
Collins	19	187	9.8	33	2
Hasselbeck	15	158	10.5	41	1
Dawson	13	160	12.3	26	1
Bradshaw	6	111	18.5	48	1
Brown	4	114	28.5	41	1
Weathers	3	24	8.0	22	0
Toler	2	63	31.5	33t	2
van Egghen	2	14	7.0	9	1
Jones	1	5	5.0	5	0
Patriots	93	1420	15.3	75t	12
Opponents	142	1691	11.9	46t	9

INTERCEPTIONS	NO	YDS	AVG	LG	TD
Haynes	4	26	6.5	26	0
James	3	12	4.0	12	0
Sanford	2	105	52.5	99t	1
Blackmon	2	7	3.5	7	0
Clayborn	1	26	26.0	26	0
Patriots	12	176	14.7	99t	1
Opponents	9	100	11.1	44	0

PUNTING	NO	YDS	AVG	TB	IN20	LG	BLK
Camarillo	49	2140	43.7	5	10	76	0
Patriots	49	2140	43.7	5	10	76	0
Opponents	43	1709	39.7	6	12	81	0

PUNT RETURNS	NO	FC	YDS	AVG	LG	TD
Smith, R.	16	8	139	8.7	19	0
Patriots	16	8	139	8.7	19	0
Opponents	26	9	191	7.3	21	0

KICK RETURNS	NO	YDS	AVG	LG	TD
Smith, R.	24	567	23.6	98t	1
Taylor	2	46	23.0	27	0
Dombroski	1	19	19.0	19	0
Lee	1	14	14.0	14	0
Patriots	28	646	23.1	98t	1
Opponents	32	614	19.2	46	0

SACKS: Blackmon 4.5, Sims 3.0, Adams 2.0, James 2.0, Weishuhn 2.0, Williams, L. 2.0, McGrew 1.5, Crump 1.0, Henson 1.0, Zamberlin 1.0. Patriots 20.0, Opponents 15.0.

FIELD GOALS	1-19	20-29	30-39	40-49	50+
Smith	0-1	2-2	2-2	1-3	0-0
Miller	0-0	2-2	0-1	0-0	0-0
Robinson	1-1	0-1	0-0	0-0	0-0
Patriots	0-1	5-5	2-4	1-3	0-0
Opponents	0-0	4-4	2-3	4-5	0-3

Robinson: (24G) 0 (33N).

Miller: (23G,25G) (36B).

Smith: (18N,33G) (21G,41B,37G,48W,23G) (1) (42G).

OPPONENTS: (49G,37WR,30G) (30G) (24G) (52S) (53W,43G) (45B) (52B) (21G,25G,44G) (46G,25G).

STARTERS:

OFFENSE: WR Stanley Morgan (9); LT Brian Holloway (9); LG John Hannah (8); Bob Cryder (1); C Pete Brock (9); RG Ron Wooten (7); B. Cryder (2); RT Shelby Jordan (9); TE Don Hasselbeck (5), Lin Dawson (4); WR Morris Bradshaw (5), Preston Brown (4); QB Steve Grogan (6), Matt Cavanaugh (3); RB Tony Collins (9); FB Mark van Egghen (5), Sam Cunningham (2), Robert Weathers (2).

DEFENSE: LE Kenneth Sims (9); NT Lester Williams (9); Julius Adams (9); LOLB Lawrence McGrew (8), Andre Tippett (1); LILB Steve Nelson (9); RILB Clayton Weishuhn (9); Don Blackmon (9); LCB Mike Haynes (9) RCB Raymond Clayborn (9); SS Roland James (7), Keith Lee (2); FS Rick Sanford (9).

1982 Coaching Staff: Tommy Brasher, Linebackers, Cleve Bryant, Offensive Backfield, LeBaron Caruthers, Strength/Conditioning, Steve Endicott, Receivers, Lew Erber, QB's/Offensive Coordinator, Jim Mora, Defensive Coordinator, Bill Muir, Offensive Line, Dante Scarnecchia, Special Teams/TE's, Steve Sidwell, Linebackers, Steve Walters, Defensive Backs.

Pro Bowl (2): G John Hannah (6), CB Mike Haynes (6).

PASSING	ATT	CMP	YARDS	CMP%	YDS/ATT	TD	TD%	INT	INT%	LG	SK/YDS	RATING
Grogan	122	66	930	54.1	7.62	7	5.7	4	3.3	62t	8/48	84.4
Cavanaugh	60	27	490	45.0	8.17	5	8.3	5	8.3	75t	7/86	66.7
Flick	5	0	0	0.0	0.00	0	0.0	0	0.0	-	0/0	39.6
Patriots	187	93	1420	49.7	7.59	12	6.4	9	4.8	75t	15/134	76.5
Opponents	267	142	1691	53.2	6.33	9	3.4	12	4.5	46t	20/172	65.3

1983 FINAL STATISTICS (8-8)

HEAD COACH: RON MEYER • TIED SECOND IN AFC EAST • HOME STADIUM: SULLIVAN STADIUM

Date	W/L	Score	Opp.	Att.	RUSHING	NO	YDS	AVG	LG	TD
9/04	L	23-29	Baltimore (OT)	45,526	Collins	219	1049	4.8	50t	10
9/11	L	24-34	at Miami	59,343	Tatupu	106	578	5.5	55	4
9/18	W	23-13	N.Y. Jets	43,182	R. Weathers	73	418	5.7	77	1
9/25	W	28-23	at Pittsburgh	58,282	van Egghen	95	358	3.8	11	2
10/02	L	13-33	San Francisco	54,293	Grogan	23	108	4.7	17	2
10/09	L	7-12	at Baltimore	35,618	Eason	19	39	2.1	12	0
10/16	W	37-21	San Diego	59,016	C. Weathers	1	28	28.0	28	0
10/23	W	31-0	at Buffalo	60,424	Kerrigan	1	14	14.0	14	0
10/30	L	13-24	at Atlanta	47,546	Morgan	1	13	13.0	13	0
11/06	W	21-7	Buffalo	42,604	Patriots	538	2605	4.8	77	19
11/13	W	17-6	Miami	60,771	Opponents	549	2281	4.2	29	9
11/20	L	0-30	Cleveland	40,987	RECEIVING	NO	YDS	AVG	LG	TD
11/27	L	3-26	at N.Y. Jets	48,620	Morgan	58	863	14.9	50t	2
12/04	W	7-0	New Orleans	24,579	Collins	27	257	9.5	20	0
12/11	W	21-7	at L.A. Rams	46,503	Ramsey	24	335	14.0	39	6
12/18	L	6-24	at Seattle	59,688	R. Weathers	23	212	9.2	19	0
					Jones	20	323	16.2	30	1
					C. Weathers	19	379	19.9	58t	3
					Starring	17	389	22.9	76t	2
					van Egghen	10	102	10.2	23	0
					Tatupu	10	97	9.7	17	1
					Dawson	9	84	9.3	14	1
					Hasselbeck	1	7	7.0	7	0
					B. Williams	1	0	0.0	0	0
					Grogan	1	-8	-8.0	-8	0
					Patriots	220	3040	13.8	76t	16
					Opponents	277	3565	12.9	68t	19

TEAM STATISTICS	PATS	OPP
TOTAL FIRST DOWNS	284	326
By Rushing	130	129
By Passing	138	172
By Penalty	16	25
Third Down: Mtd/Att.	82/205	101/234
Third Down: Eff.	40.0	43.1
Fourth Down: Mtd/Att.	4/12	8/19
Fourth Down: Eff.	33.3	42.1

TOTAL NET YARDS	PATS	OPP
Avg. per Game	331.9	348.5
Total Offensive Plays	995	1102
Avg. per Play	5.3	5.1

NET YARDS RUSHING	PATS	OPP
Total Rushing Plays	538	549
Avg. per Rush	4.8	4.2
Avg. per Game	162.8	142.6

NET YARDS PASSING	PATS	OPP
Avg. per Game	169.1	205.9
Sacked/Yards Lost	45/334	39/270
Grass Yards Passing	3040	3565
Att./Completions	412/220	514/277
Completion Pct.	53.4	53.9
Had Intercepted	18	17

PUNTS/AVERAGE	PATS	OPP
NET PUNTING AVG.	37.1	34.8

PENALTIES/YARDS	PATS	OPP
FUMBLES/BALLS LOST	47/20	30/19

TOUCHDOWNS	PATS	OPP
Rushing	19	9
Passing	16	19
Returns	1	3

SCORE BY PERIODS	1	2	3	4	OT TOTAL	
Patriots	53	71	40	110	0	274
Opponents	47	110	67	59	6	289

SCORING	TD	Ru	Pa	RT	PAT	FG	S	TP
Collins	10	10	0	0	0	0	0	60
Ramsey	6	0	0	0	0	0	0	36
Steinfort	0	0	0	16/17	6/15	0	0	34
Tatupu	5	4	1	0	0	0	0	30
Smith	0	0	0	12/15	3/6	0	0	21
C. Weathers	3	0	3	0	0	0	0	18
Grogan	2	2	0	0	0	0	0	12
Morgan	2	0	2	0	0	0	0	12
Starring	2	0	2	0	0	0	0	12
van Egghen	2	2	0	0	0	0	0	12
Dawson	1	0	1	0	0	0	0	6
Jones	1	0	1	0	0	0	0	6
R. Weathers	1	1	0	0	0	0	0	6
Weishuhn	1	0	1	0	0	0	0	6
Zendejas	0	0	0	3/4	0/1	0	0	3
Patriots	36	19	16	1	31/36	9/22	0	274
Opponents	31	9	19	3	29/30	24/31	1	289

PASSING	ATT	CMP	YARDS	CMP%	YDS/ATT	TD	TD%	INT	INT%	LG	SK/YDS	RATING
Grogan	303	168	2411	55.4	7.95	15	4.9	12	3.9	76t	29/195	81.4
Eason	95	46	557	48.4	5.86	1	1.0	5	5.2	35	16/139	48.4
Kerrigan	14	6	72	42.9	5.14	0	0.0	1	7.1	19	0/0	29.5
Patriots	412	220	3040	53.4	7.37	16	4.3	18	4.3	76t	45/334	72.1
Opponents	514	277	3565	53.9	6.93	19	3.6	17	3.3	68t	39/270	74.4

FIELD GOALS	1-9	20-29	30-39	40-49	50+
Steinfort	0-0	3-4	3-5	0-6	0-0
Smith	0-0	1-1	1-4	1-1	0-0
Zendejas	0-0	0-0	0-0	0-1	0-0
Patriots	0-0	4-5	4-9	1-8	0-0
Opponents	2-2	12-13	6-8	1-2	3-6

Smith: (36WR, 33WL, 39G) (22G) (43G) (0) (37WR).

Steinfort: (41WL) (35G, 20G, 32G) (47WL, 48WR, 22G) (0) (46B) (44WR, 20G) (1) (39WL, 33G) (37S, 48WL, 24WL).

Zendejas: (41WL) (0).

OPPONENTS: (256, 526, 33G) (286, 23G) (0) (206, 346, 28G) (45G, 356, 36G, 24G) (52G) (0) (54WL, 47WL) (23G) (24WL) (52G, 29G, 53WL) (226, 20G, 20G) (18G, 34G, 35G, 19G) (35WL) (41WL) (29G, 34WR).

SACKS: Tippet 8.5, Adams 8.0, Owens 4.0, Blackmon 3.5, Browning 2.0, James 2.0, McGrew 2.0, Rembert 2.0, Weishuhn 2.0, Williams, T. 2.0, Nelson 1.0, Williams, L. 1.0, Harris 0.5, Rogers 0.5. Patriots 39.0, Opponent 45.0.

STARTERS:

OFFENSE: WR Stanley Morgan (16); LT Brian Holloway (16); LG John Hannah (16); C Pete Brock (13), Dwight Wheeler (3); RG Ron Wooten (16); RT Bob Cryder (14), Darryl Haley (2); TE Lin Dawson (10), Derrick Ramsey (6); WR Cedric Jones (12), Stephen Starring (3); QB Steve Grogan (12), Tony Eason (4); RB Tony Collins (16); FB Mark van Egghen (10), Robert Weathers (5), Mosi Tatupu (1); 2nd TE Derrick Ramsey (1).

DEFENSE: LE Toby Williams (10), Kenneth Sims (2), Marshall Harris (2), Ron Spears (1), Lester Williams (1); NT Dennis Owens (14), Luther Henson (2); RE Julius Adams (16); LOLB Andre Tippet (12), Larry McGrew (4); LILB Johnny Rembert (8), Steve Nelson (7), Tim Golden (1); RILB Clayton Weishuhn (16); ROLB Don Blackmon (14), L. McGrew (1), A. Tippet (1); LCB Ronnie Lippert (16); RCB Raymond Clayborn (16); SS Roland James (16); FS Rick Sanford (16).

1983 Coaching Staff: Tommy Brasher, Linebackers, Cleve Bryant, Offensive Backfield, LeBaron Caruthers, Strength/Conditioning, Steve Endicott, Receivers, Lew Erber, QB's/Offensive Coordinator, Bill Murr, Offensive Line, Rod Rust, Defensive Coordinator, Dante Scarnechia, Special Teams/TE's, Steve Sidwell, Linebackers, Steve Walters, Defensive Backs.

Pro Bowl (5): P Rich Camarillo (1), CB Raymond Clayborn (1), RB Tony Collins (1), G John Hannah (7), T Brian Holloway (1).

1984 FINAL STATISTICS (9-7)

HEAD COACH: RON MEYER (5-3), RAYMOND BERRY (4-4) • SECOND IN AFC EAST • HOME STADIUM: SULLIVAN STADIUM

Date	W/L	Score	Opp.	Att.	RUSHING	NO	YDS	AVG	LG	TD	KICK RETURNS	NO	YDS	AVG	LG	TD
9/02	W	21-17	at Buffalo	48,528	C. James	160	790	4.9	73	1	Collins	26	544	20.9	46	0
9/09	L	7-28	at Miami	66,083	Tatupu	133	553	4.2	20t	4	J. Williams	23	461	20.0	29	0
9/16	W	38-23	Seattle	43,340	Collins	138	550	4.0	21	5	Fryar	5	95	19.0	22	0
9/23	L	10-26	Washington	60,503	Eason	40	154	3.9	25t	5	Lee	3	43	14.3	17	0
9/30	W	28-21	at N.Y. Jets	68,978	Grogan	7	12	1.7	13	0	Robinson	3	38	12.7	14	0
10/07	W	17-16	at Cleveland	53,036	Fryar	2	-11	-5.5	0	0	Smith	1	22	22.0	22	0
10/14	W	20-14	at Cincinnati	48,154	Starring	2	-16	-8.0	0	0	Jones	1	20	20.0	20	0
10/21	L	24-44	Miami	60,711	Patriots	482	2032	4.2	73	15	Hawthorne	1	14	14.0	14	0
10/28	W	30-20	N.Y. Jets	60,513	Opponents	498	1886	3.8	53	11	Tatupu	1	9	9.0	9	0
11/04	L	19-26	at Denver	74,908	RECEIVING	NO	YDS	AVG	LG	TD	Patriots	64	1246	19.5	46	0
11/11	W	38-10	Buffalo	43,313	Ramsey	66	792	12.0	34	7	Opponents	73	1373	18.8	69	0
11/18	W	50-17	at Indianapolis	60,009	Starring	46	657	14.3	65t	4	FIELD GOALS	1-19	20-29	30-39	40-49	50+
11/22	L	17-20	at Dallas	55,341	Dawson	39	427	10.9	27	4	Franklin	2-2	10-10	4-7	6-8	0-1
12/02	L	10-33	St. Louis	53,558	Morgan	38	709	18.7	76t	5	Patriots	2-2	10-10	4-7	6-8	0-1
12/09	L	17-27	at Philadelphia	41,581	C. James	22	159	7.2	16	0	Opponents	2-2	9-9	4-8	5-10	1-2
12/16	W	16-10	Indianapolis	22,383	Jones	19	244	12.8	22	2	Franklin: 0 (0) (32G) (44S,22G) (33WL,49WL) (45G) (20G,27G) (48G) (20G,27G,47G) (30G,40G,36WR,47G,19G) (21G) (28G,40G) (29G,56S) (19G) (24G,38WL) (21G,34G,36G).					

TEAM STATISTICS	PATS	OPP
TOTAL FIRST DOWNS	315	311
By Rushing	104	109
By Passing	186	182
By Penalty	25	20
Third Down: Md/Att.	83/214	90/255
Third Down: Eff.	39.0	40.0
Fourth Down: Md/Att.	4/5	9/18
Fourth Down: Eff.	80.0	50.0
TOTAL NET YARDS	5263	5100
Avg. per game	328.9	317.8
Total Offensive Plays	1048	1066
Avg. per Play	5.0	4.8
NET YARDS RUSHING	2032	1886
Total Rushing Plays	482	498
Avg. per Rush	4.2	3.8
Avg. per game	127.0	117.8
NET YARDS PASSING	3231	3214
Avg. per game	201.9	200.8
Sacked/Yards Lost	66/454	55/452
Gross Yards Passing	3685	3666
Att./Completions	500/292	513/283
Completion Pct.	58.4	55.2
Had Intercepted	14	17
PUNTS/AVERAGE	92/42.4	83/40.3
NET PUNTING AVG.	35.0	33.4
PENALTIES/YARDS	86/674	87/773
FUMBLE/BALLS LOST	29/15	33/18
TOUCHDOWNS	42	42
Rushing	15	11
Passing	26	25
Returns	1	6

SCORE BY PERIODS	1	2	3	4	OT	TOTAL
Patriots	68	74	108	112	0	362
Opponents	78	115	84	75	0	352

SCORING	TD	Ru	Pa	Rt	PAT	Fg	S	TP
Franklin	0	0	0	0	42/42	22/28	0	108
Ramsey	7	0	7	0	0	0	0	42
Collins	5	5	0	0	0	0	0	30
Eason	5	5	0	0	0	0	0	30
Morgan	5	0	5	0	0	0	0	30
Dawson	4	0	4	0	0	0	0	24
Starring	4	0	4	0	0	0	0	24
Tatupu	4	4	0	0	0	0	0	24
Jones	3	0	2	1	0	0	0	18
C. Weathers	2	0	2	0	0	0	0	12
C. James	1	1	0	0	0	0	0	6
Robinson	1	0	1	0	0	0	0	6
Fryar	1	0	1	0	0	0	0	6
R. James	0	0	0	0	0	0	0	1
Patriots	42	15	26	1	42/42	22/28	0	1362
Opponents	42	11	25	6	37/42	21/31	0	352

INTERCEPTIONS	NO	YDS	AVG	LG	TD
Clayborn	3	102	34.0	85	0
Lippett	3	23	7.7	13	0
Marion	2	39	19.5	26	0
R. James	2	14	7.0	14	0
Gibson	2	4	2.0	4	0
Sanford	2	2	1.0	2	0
Dombroski	1	23	23.0	23	0
Blackmon	1	3	3.0	3	0
Nelson	1	0	0.0	0	0
Patriots	17	210	12.4	85	0
Opponents	14	237	16.9	86t	3

PUNTING	NO	YDS	AVG	TB	IN20	LG	BLK
Camarillo	48	2020	42.1	7	12	61	0
Prestridge	44	1884	42.8	5	8	89	0
Patriots	92	3904	42.4	12	20	89	0
Opponents	83	3345	40.3	7	17	64	0

PUNT RETURNS	NO	FC	YDS	AVG	LG	TD
Fryar	36	10	347	9.6	55	0
Starring	10	1	73	7.3	16	0
C. Weathers	1	0	7	7.0	7	0
Gibson	1	0	3	3.0	3	0
Sanford	0	2	0	0.0	0	0
R. James	0	2	0	0.0	0	0
Patriots	48	15	430	9.0	55	0
Opponents	45	12	442	9.8	47t	1

SACKS: Tippett 18.5, Owens 6.5, Williams, T. 6.0, Blackmon 5.0, Adams 4.0, Nelson 4.0, Sims 3.5, Henson 2.0, Rogers 2.0, Williams L. 1.5, Marion 1.0, McGrew 0.5, Rembert 0.5. Team 55.0 Opp. 66.0.

FIELD GOALS	1-19	20-29	30-39	40-49	50+
Franklin	2-2	10-10	4-7	6-8	0-1
Patriots	2-2	10-10	4-7	6-8	0-1
Opponents	2-2	9-9	4-8	5-10	1-2

OPONENTS: (45WL,27G) (39WL,42WL) (42G) (19G,42G,22G,27G) (0) (24G, 48G,27G,36WL) (37S,35WR) (28G) (46G,18G) (0) (34G,43WL) (35G,61S) (28G,23G) (36G,33G) (50G,46G,48WR) (25G,42B).

STARTERS:
OFFENSE: WR Stanley Morgan (12), Irving Fryar (2), Cedric Jones (2); LT Brian Holloway (16); LG John Hannah (15), Guy Morriss (1); C Pete Brock (12), G. Morriss; RG Ron Wooten (16); RT Darryl Haley (16); TE Lin Dawson (15), Derrick Ramsey (1); WR Stephen Starring (16); QB Tony Eason (13), Steve Grogan (3); RB Craig James (7), Tony Collins (5); Mosi Tatupu (4); H-Back D. Ramsey (2), Greg Hawthorne (1), Bo Robinson (1); 3rd WR I. Fryar (1), C. Jones (1).

DEFENSE: LE Kenneth Sims (16); NT Dennis Owens (16); RE Toby Williams (15), Julius Adams (1); LOLB Andre Tippett (16), LILB Steve Nelson (16); RILB Lawrence McGrew (15), Clayton Weishuhn (1); ROLB Don Blackmon (16); LCB Ernest Gibson (8), Ronnie Lippett (8); RCB Raymond Clayborn (16); SS Roland James (15), Fred Marion (1); FS F. Marion (9), Rick Sanford (7).

1984 Coaching Staff: Tommy Brasher, Linebackers, Cleve Bryant, Offensive Backfield, LeBaron Caruthers, Strength/Conditioning, Steve Endcott, Receivers, Lew Erber, QB's/Offensive Coordinator, Bill Muir, Offensive Line, Rod Rust, Defensive Coordinator, Dante Scarnechia, Special Teams/TE's, Steve Sidwell, Linebackers, Steve Walters, Defensive Backs.

Pro Bowl (4): G John Hannah (8), T Brian Holloway (2), LB Steve Nelson (2), LB Andre Tippett (1).

PASSING	ATT	CMP	YARDS	CMP%	YDS/ATT	TD	TD%	INT	INT%	LG	SK/YDS	RATING
Eason	431	259	3228	60.1	7.49	23	5.3	8	1.8	76t	59/409	93.4
Grogan	68	32	444	47.1	6.53	3	4.4	6	8.8	65t	7/45	46.4
Kerrigan	1	1	13	100.0	13.0	0	0.0	0	0.0	13	0/0	118.8
Patriots	500	292	3685	58.4	7.37	26	5.2	14	2.8	76t	66/454	87.1
Opponents	513	283	3666	55.2	7.14	25	4.9	17	3.3	68t	55/452	80.3

1990 FINAL STATISTICS (1-15)

HEAD COACH: ROD RUST • FIFTH IN AFC EAST • HOME STADIUM: FOXBORO STADIUM

Date	W/L	Score	Opp.	Att.	RUSHING	NO	YDS	AVG	LG	TD
9/09	L	24-27	Miami	45,305	Stephens	212	808	3.8	26	2
9/16	W	16-14	at Indianapolis	49,256	Allen	63	237	3.8	29	1
9/23	L	7-41	at Cincinnati	56,470	Adams	28	111	4.0	13	0
10/07	L	13-37	N.Y. Jets	36,724	Perryman	32	97	3.0	13	1
10/30	L	20-33	Seattle	39,735	Hodson	12	79	6.6	23	0
10/14			BYE WEEK		Tatupu	16	56	3.5	15	0
10/18	L	10-17	at Miami	62,630	Overton	5	8	1.6	6	0
10/28	L	10-27	Buffalo	51,959	Wilson	5	7	1.4	6	0
11/04	L	20-48	at Philadelphia	65,514	Morris	2	4	2.0	3	0
11/11	L	10-13	Indianapolis	28,924	Gannon	1	0	0.0	0	0
11/18	L	0-14	at Buffalo	74,720	Hansen	1	0	0.0	0	0
11/25	L	14-34	at Phoenix	30,110	Fryar	2	-4	-2.0	-1	0
12/02	L	7-37	Kansas City	26,280	Grogan	4	-5	-1.3	0	0
12/09	L	3-24	at Pittsburgh	48,354	Patriots	383	1398	3.7	29	4
12/15	L	10-25	Washington	22,286	Opponents	565	2676	4.7	80	29
12/23	L	7-42	at N.Y. Jets	30,250						
12/30	L	10-13	N.Y. Giants	60,410						

TEAM STATISTICS	PATS	OPP
TOTAL FIRST DOWNS	239	307
By Rushing	65	151
By Passing	156	139
By Penalty	18	17
Third Down: Md/Att.	86/227	84/192
Third Down: Eff.	37.9	43.8
Fourth Down: Md/Att.	21/2	7/13
Fourth Down: Eff.	16.7	53.8
POSSESSION AVG.	28:21	31:39
TOTAL NET YARDS	4163	5697
Avg. per Game	260.2	356.1
Total Offensive Plays	955	972
Avg. per Play	4.4	5.9
NET YARDS RUSHING	1398	2676
Total Rushing Plays	383	565
Avg. per Game	87.4	167.3
NET YARDS PASSING	2765	3021
Avg. per Game	172.8	188.8
Sacked/Yards Lost	58/443	33/224
Gross Yards Passing	3208	3245
Att./Completions	514/274	374/218
Completion Pct.	53.3	58.3
Had Intercepted	20	14
PUNTS/AVERAGE	92/40.8	56/40.8
NET PUNTING AVG.	33.6	36.6
PENALTIES/YARDS	99/742	73/488
FUMBLES/BALLS LOST	33/16	25/18
TOUCHDOWNS	19	52
Rushing	4	29
Passing	4	21
Returns	1	2

SCORING BY PERIODS	1	2	3	4	OT TOTAL
Patriots	30	81	30	40	0
Opponents	120	128	88	110	0

SCORING	TD	R	PA	RT	PAT	FG	S	TP
Staurovsky	0	0	0	0	19/19	16/22	0	67
Cook	5	0	5	0	0	0	0	30
Fryar	4	0	4	0	0	0	0	24
Stephens	3	2	1	0	0	0	0	18
Dykes	2	0	2	0	0	0	0	12
Adams	1	0	1	0	0	0	0	6
Allen	1	0	1	0	0	0	0	6
Martin	1	0	1	0	0	0	0	6
Perryman	1	0	1	0	0	0	0	6
B. Williams	1	0	0	1	0	0	0	6
Patriots	19	4	14	1	19/19	16/22	0	181
Opponents	54	29	21	2	51/52	27/31	1	446

RECEIVING	NO	YDS	AVG	LG	TD
Fryar	54	856	15.9	56	4
Cook	51	455	8.9	35t	5
Dykes	34	549	16.1	35t	2
Stephens	28	196	7.0	43	1
McMurtry	22	240	10.9	26	0
Jones	21	301	14.3	26	0
Adams	16	146	9.1	28	1
Perryman	15	88	5.9	15	0
Sievers	8	77	9.6	25	0
Mowatt	6	67	11.2	16	0
Allen	6	48	8.0	19	0
Timson	5	91	18.2	42	0
Martin	4	65	16.3	19t	1
Overton	2	19	9.5	15	0
Tatupu	2	10	5.0	6	0
Patriots	274	3208	11.7	56	14
Opponents	218	3245	14.9	86t	21

INTERCEPTIONS	NO	YDS	AVG	LG	TD
Lippett	4	94	23.5	73	0
Hurst	4	61	15.3	36	0
Marion	4	17	4.3	16	0
Rembert	2	22	11.0	11	0
Patriots	14	194	13.9	73	0
Opponents	20	143	7.2	42	0

PUNTING	NO	YDS	AVG	NET	TB	IN20	LG	BLK
Hansen	90	3752	41.7	33.6	8	18	69	2
Patriots	92	3752	40.8	33.6	8	18	69	2
Opponents	56	2282	40.8	36.6	5	17	70	1

PUNT RETURNS	NO	YDS	AVG	LG	TD
Martin	25	515	20.6	38	0
Allen	11	168	15.3	34	0
Morris	11	202	18.4	22	0
Robinson	11	211	19.2	27	0
Overton	10	188	18.8	23	0
Timson	3	62	20.7	26	0
P.Coleman	2	18	9.0	12	0
Jones	2	24	12.0	13	0
Adams	1	7	7.0	7	0
McSwain	1	0	0.0	0	0
Patriots	77	1395	18.1	38	0
Opponents	38	665	17.5	38	0

KICK RETURNS	NO	YDS	AVG	LG	TD
Martin	25	515	20.6	38	0
Allen	11	168	15.3	34	0
Morris	11	202	18.4	22	0
Robinson	11	211	19.2	27	0
Overton	10	188	18.8	23	0
Timson	3	62	20.7	26	0
P.Coleman	2	18	9.0	12	0
Jones	2	24	12.0	13	0
Adams	1	7	7.0	7	0
McSwain	1	0	0.0	0	0
Patriots	77	1395	18.1	38	0
Opponents	38	665	17.5	38	0

SACKS: Williams, B. 6.0, Tippet 3.5, Hobby 3.0, Singleton, 3.0, Agnew 2.5, Brown 2.5, Goad 2.5, McSwain 2.0, Veris 2.0, Williams, E. 2.0, Smith 1.5, Rembert 1.0, Reynolds 1.0, Gannon 0.5. Patriots 33.0, Opponents 58.0.

FIELD GOALS	1-19	20-29	30-39	40-49	50+
Staurovsky	1/1	3/3	3/3	8/11	1/4
Patriots	1/1	3/3	3/3	8/11	1/4
Opponents	4/4	6/6	9/10	6/7	2/4

Staurovsky: (42G,57S) (49WL,39G,27G,25G) (1) (46G, 40G) (53G,48G) (41G,52NG) (32G) (39G,49NG,44G) (29G) (0) (0) (49G) (42G) (50WL) (19G,42WL).

OPPONENTS: (31G,37G) (0) (46G,23G) (24G,18G,46G) (31G,19G,55WR) (47G) (35G,35G) (27G,34G) (54G,38G) (30WL) (50NG,29G,50G) (19G,32G,45G) (42G) (19G,38G,26G) (1) (44G,41WL,27G).

STARTERS:
OFFENSE: WR Irving Fryar (15), Cedric Jones (1); LT Bruce Armstrong (16); LG Chris Gambol (14), David Douglas (2); C Danny Villa (8), Gene Chilton (3), D. Douglas (3), Paul Fairchild (2); RG Damian Johnson (16); RT D. Villa (8), David Viaeana (4), Stan Clayton (3). C. Gambol (1); TE Marv Cook (16); WR Hart Lee Dykes (10), Greg McMurtry (5), C. Jones (1); QB Tommy Hodson (6), Marc Wilson (6), Steve Grogan (4); RB John Stephens (14), George Adams (1), Marvin Allen (1); FB Robert Perryman (7), G. Adams (6), M. Allen (2), 2nd TE Eric Sievers (1).

DEFENSE: LE Brent Williams (15), Marion Hobby (1); NT Tim Goad (16), RE Ray Agnew (9), M. Hobby (3), Garin Veris (2), Chris Gannon (2); LOLB Andre Tippet (7), Wincent Brown (6), Chris Singleton (1), Richard Tardits (1), Ed Williams (1); LILB Richard Harvey (8), Johnny Rembert (5), V. Brown (3); RILB E. Reynolds (12), V. Brown (2), B. Williams (1), M. Hobby (1); ROLB A. Tippet (6), V. Brown (3), C. Singleton (3), E. Williams (2), R. Harvey (1), Ilia Jarostchuk (1); LCB Ronnie Lippett (16); RCB Maurice Hurst (16); RD McSwain (12), Roland James (4); FS Fred Marion (16).

1990 Coaching Staff: Don Blackmon, Linebackers, Steve Crosby, Special Teams/Tight Ends, Bobby Grier, Offensive Backfield, Rod Humenuik, Offensive Line, Dale Lindsey, Defensive Line, Steve Nelson, Linebackers, John Polonchek, OLBs/Special Asst. to Head Coach, Jimmy Raye, Offensive Coordinator/ Quarterbacks, Jerry Simmons, Strength/Conditioning, Charlie Summer, Defensive Coordinator/ Secondary, Richard Wood, Receivers.

Pro Bowl (1): T Bruce Armstrong (1).

1991 FINAL STATISTICS (6-10)

HEAD COACH: DICK MACPHERSON • FOURTH IN AFC EAST • HOME STADIUM: FOXBORO STADIUM

Table with columns: Date, W/L, Score, Opp., Att., Rushing (NO, YDS, AVG, LG, TD). Rows include games from 9/01 to 12/22.

TEAM STATISTICS

Summary statistics for Patriots vs Opponents across categories like Total First Downs, Rushing, Passing, Net Yards, etc.

SCORE BY PERIODS

Table with columns: Period (1, 2, 3, 4), Total. Rows for Patriots and Opponents.

SCORING

Table with columns: TD, Ru, Pa, Rl, PAT, FG, S, TP. Rows for individual players and team totals.

RECEIVING

Table with columns: Player, NO, YDS, AVG, LG, TD. Lists players like Russell, Stephens, Vaughn, etc.

INTERCEPTIONS

Table with columns: Player, NO, YDS, AVG, LG, TD. Lists players like Marion, Lippett, etc.

PUNTING

Table with columns: Player, NO, YDS, AVG, NET, TB, IN20, LG, BLK. Lists McCarthy, Wagner, etc.

PUNT RETURNS

Table with columns: Player, NO, FC, YDS, AVG, LG, TD. Lists Henderson, Fryar, etc.

KICK RETURNS

Table with columns: Player, NO, YDS, AVG, LG, TD. Lists Vaughn, Allen, Martin, etc.

FIELD GOALS

Table with columns: Player, 1-19, 20-29, 30-39, 40-49, 50+. Lists Staurovsky, Baumann, Patriots, Opponents.

SACKS

Table with columns: Player, NO, YDS. Lists Tippet, Veris, Williams, Agnew, etc.

STARTERS

Table with columns: OFFENSE and DEFENSE. Lists starting players for each team.

PRO BOWL (2)

Table with columns: Player, Team. Lists Bruce Armstrong, Marv Cook.

PASSING

Table with columns: Player, ATT, CMP, YARDS, CMP%, YDS/ATT, TD, TD%, INT, INT%, LG, SK/YDS, RATING.

1992 FINAL STATISTICS (2-14)

HEAD COACH: DICK MACPHERSON • FIFTH IN AFC EAST • HOME STADIUM: FOXBORO STADIUM

Date	W/L	Score	Opp.	Att.
9/06			BYE WEEK	
9/13	L	0-14	at L.A. Rams	40,402
9/20	L	6-10	Seattle	42,327
9/27	L	7-41	Buffalo	52,527
10/4	L	21-30	at N.Y. Jets	60,108
10/11	L	12-24	San Francisco	54,126
10/18	L	17-38	at Miami	57,282
10/25	L	17-19	Cleveland	32,219
11/01	L	7-16	at Buffalo	78,268
11/08	L	14-31	New Orleans	45,413
11/15	W	37-34	at Indianapolis OT	42,631
11/22	W	24-3	N.Y. Jets	27,642
11/29	L	0-34	at Atlanta	54,494
12/06	L	0-6	Indianapolis	19,429
12/13	L	20-27	at Kansas City	52,208
12/20	L	10-20	at Cincinnati	45,355
12/27	L	13-16	Miami OT	34,726

TEAM STATISTICS

Total First Downs	PATS	OPP
By Rushing	71	112
By Passing	130	149
By Penalty	14	31
Third Down: Md/Att.	72/223	77/214
Third Down: Eff.	32.3	36.0
Fourth Down: Md/Att.	8/19	6/15
Fourth Down: Eff.	42.1	40.0

POSSESSION AVG.	PATS	OPP
Total Net Yards	3584	5048
Avg. per Game	224.0	315.5
Total Offensive Plays	928	1000
Avg. per Play	3.9	5.0

NET YARDS RUSHING	PATS	OPP
Total Rushing Plays	419	521
Avg. per Game	96.6	121.9
NET YARDS PASSING	2034	3097
Avg. per Game	127.1	193.6
Sacked/Yards Lost	65/458	20/114
Gross Yards Passing	2492	3211
Att./Completions	444/244	459/258
Completion Pct.	55.0	56.2
Had Intercepted	19	14

PUNTS/AVERAGE	PATS	OPP
NET PUNTING AVG.	35.4	35.3
PENALTIES/YARDS	111/1051	90/673
FUMBLES/BALLS LOST	25/46	30/45
TOUCHDOWNS	43	26
Rushing	6	15
Passing	13	22
Returns	6	3

SCORE BY PERIODS	1	2	3	4	OT	TOTAL
Patriots	61	51	32	58	3	205
Opponents	84	80	88	108	3	363

SCORING	TD	Ru	Pa	Rt	PAT	FG	S	TP
Baumann	0	0	0	22/24	11/17	0	55	
Fryar	4	0	4	0	0	0	24	
Coates	3	0	3	0	0	0	18	
Brown	2	0	0	2	0	0	12	
Cook	2	0	2	0	0	0	12	
Russell	2	0	0	0	0	0	12	
Stevens	2	0	0	0	0	0	12	
Turner	2	0	0	0	0	0	12	
Vaughn	2	1	0	1	0	0	12	
Gash	1	1	0	0	0	0	6	
Goad	1	0	0	1	0	0	6	
McMurtry	1	0	1	0	0	0	6	
Pool	1	0	0	1	0	0	6	
Singleton	1	0	0	1	0	0	6	
Timpson	1	0	1	0	0	0	6	
Patriots	25	6	13	6	22/25	11/17	0	205
Opponents	40	15	22	3	40/40	27/41	1	363

PASSING	ATT	CMP	YARDS	CMP%	YDS/ATT	TD	TD%	INT	INT%	LG	SK/YDS	RATING
Millen	203	124	1203	61.1	5.93	8	3.9	10	4.9	39	33/204	70.3
Zolak	100	52	561	52.0	5.61	2	2.0	4	4.0	65t	17/137	58.8
Hodson	91	50	496	54.9	5.45	2	2.2	2	2.2	54t	12/96	68.8
Carlson	49	18	232	36.7	4.73	1	2.0	3	6.1	40	3/21	33.7
McMurtry	1	0	0	0.0	0.00	0	0.0	0	0.0	0	0/0	39.6
Patriots	444	244	2492	55.0	5.61	13	2.9	19	4.3	65t	65/458	63.2
Opponents	459	258	3211	56.2	7.00	22	4.8	14	3.1	56	20/114	81.3

RUSHING	NO	YDS	AVG	LG	TD
Vaughn	113	451	4.0	36	1
Russell	123	390	3.2	23	2
Stevens	75	277	3.7	19	2
Lockwood	35	162	4.6	23	0
Millen	17	108	6.4	26	0
Zolak	18	71	3.9	19	0
Turner	10	40	4.0	11	0
Carlson	11	32	2.9	7	0
Hodson	5	11	2.2	5	0
Gash	5	7	1.4	4	1
Fryar	1	6	6.0	6	0
McMurtry	2	3	1.5	2	0
Coates	1	2	2.0	2	0
McCarthy	3	-10	-3.3	0	0
Patriots	419	1550	3.7	36	6
Opponents	521	1951	3.7	53	15

RECEIVING	NO	YDS	AVG	LG	TD
Fryar	55	791	14.4	54t	4
Cook	52	413	7.9	27	2
McMurtry	35	424	12.1	65t	1
Timpson	26	315	12.1	25	1
Stevens	21	161	7.7	32	0
Coates	20	171	8.6	22t	3
Vaughn	13	84	6.5	28	0
Russell	11	24	2.2	12	0
Turner	7	52	7.4	19t	2
Stanley	3	63	21.0	36	0
Hodson	1	-6	-6.0	-6	0
Patriots	244	2492	10.2	65t	13
Opponents	258	3211	12.4	56	22

INTERCEPTIONS	NO	YDS	AVG	LG	TD
Henderson	3	43	14.3	34	0
Hurst	3	29	9.7	27	0
Pool	2	54	27.0	41t	1
Robbins	2	27	13.5	20	0
Singleton	1	82	82.0	82t	1
Brown	1	49	49.0	49t	1
Howard	1	1	1.0	1	0
Smith	1	0	0.0	0	0
Patriots	14	285	20.4	82t	3
Opponents	19	232	12.2	47	0

PUNTING	NO	YDS	AVG	NET	TB	IN20	LG	BLK
McCarthy	103	4212	40.9	35.4	4	18	61	0
Patriots	103	4212	40.9	35.4	4	18	61	0
Opponents	75	3045	40.6	35.3	6	27	59	0

PUNT RETURNS	NO	FC	YDS	AVG	LG	TD
Stanley	28	17	227	8.1	50	0
Timpson	8	2	47	5.9	14	0
Lambert	1	0	0	0.0	0	0
Fryar	0	1	0	0.0	0	0
Patriots	37	20	274	7.4	50	0
Opponents	59	21	484	8.2	53t	1

KICK RETURNS	NO	YDS	AVG	LG	TD
Stanley	29	529	18.2	40	0
Vaughn	20	564	28.2	100t	1
Lockwood	11	233	21.2	36	0
Timpson	2	28	14.0	28	0
Hobby	1	11	11.0	11	0
Turner	1	11	11.0	11	0
Patriots	64	1376	21.5	100t	1
Opponents	45	749	16.6	39	0

SACKS: Tippett 7.0, B. Williams 4.0, Goad 2.5, Agnew 1.0, Edwards 1.0, Howard 1.0, Lambert 1.0, Rember 1.0, Sabb 1.0, Brown 0.5. Patriots 20.0, Opponents 65.0.

FIELD GOALS	1-19	20-29	30-39	40-49	50+
Baumann	2/2	4/4	3/7	2/4	0/0
Patriots	2/2	4/4	3/7	2/4	0/0
Opponents	0/0	9/10	11/16	6/12	1/3

Baumann: (38N) 0 0 (39N) (24G,44G) (19G,44G) (30G) 0
 0 (36G,44G,18G) (32G) (48N) (37N) (38N) (27G) (25G, 29G).

OPPONENTS: (47N,39N,25N) (25G,33N) (42G,30G) (37G,40G,47G) (51N,36G) (0) (34G) (29G,28G,21G,54N,44N,31N,32G) (0) (46G) (35N,42N,48G,33G) (27G) (43N,32G,54G) (31N,30G,48G) (30G,26G) (47N,42N,21G,39G) (38G,23G,35G).

STARTERS:
OFFENSE: WR Irving Fryar (14), Michael Timpson (2); LT Bruce Armstrong (8), Pat Harlow (8); LG Reggie Redding (14), Calvin Stephens (1), Larry Williams (1); C Gene Chilton (16); RG L. Williams (8), Eugene Chung (6), Gregg Rakoczy (2); RT P. Harlow (8), E. Chung (8); TE Marv Cook (15), Ben Coates (1); WR Greg McMurtry (15); QB Hugh Millen (7), Scott Zolak (4), Tommy Hodson (3), Jeff Carlson (2); RB Leonard Russell (10), Jon Vaughn (5), John Stephens (1); FB J. Stephens (15), Kevin Turner (1); 3rd TE B. Coates (1).

DEFENSE: LE Ray Agnew (14), Tim Edwards (1), Marion Hobby (1); NT Tim Goad (16); RE Brent Williams (15), M. Hobby (1); LOLB Andre Tippett (13), Dwayne Sabb (2), Vincent Brown (1); LILB V. Brown (12), Johnny Rember (2), David Howard (1), Eugene Lockhart (1); RILB J. Rember (8), E. Lockhart (7); ROLB D. Howard (9), Chris Singleton (7); LCB David Pool (14), Jerome Henderson (2); RCB Maurice Hurst (16); SS Tim Gordon (7), Reggie Robbins (6), Roger Brown (2); J. Henderson (1); FS R. Robbins (9), J. Henderson (6), R. Brown (1).

1992 Coaching Staff: Joel Collier, Asst. Running Backs/ Receivers, Joe Collier, Defensive Coordinator, Dick Coury, Offensive Coordinator, Ivan Fears, Wide Receivers, Norm Gerber, Inside Linebackers, Bobby Griener, Offensive Backfield, Rod Humenuik, Offensive Line, Stan Jones, Defensive Line, Myrel Moore, Outside Linebackers, Dante Scarnecchia, Special Teams/TE's, Dave Ulyrus, Asst. Special Teams/Defensive Line, Charlie West, Defensive Backs.

Pro Bowl (1): TE Marv Cook (2).

1993 FINAL STATISTICS (5-11)

HEAD COACH: BILL PARCELLS • FOURTH IN AFC EAST • HOME STADIUM: FOXBORO STADIUM

Date	W/L	Score	Opp.	Att.
9/05	L	14-38	at Buffalo	79,751
9/12	L	16-19	Detroit OT	54,151
9/19	L	14-17	Seattle	50,392
9/26	L	7-45	at N.Y. Jets	64,836
10/03			BYE WEEK	
10/10	W	23-21	at Phoenix	36,115
10/17	L	14-28	Houston	51,037
10/24	L	9-10	at Seattle	56,526
10/31	L	6-9	at Indianapolis	46,522
11/07	L	10-13	Buffalo OT	54,326
11/14			BYE WEEK	
11/21	L	13-17	at Miami	59,982
11/28	L	0-6	N.Y. Jets	42,810
12/05	L	14-17	at Pittsburgh	51,358
12/12	W	7-2	Cincinnati	29,794
12/19	W	20-17	at Cleveland	48,618
12/26	W	38-0	Indianapolis	26,571
1/02	W	33-27	Miami OT	53,883

TEAM STATISTICS		PATS	OPP
TOTAL FIRST DOWNS		315	269
By Rushing		116	97
By Passing		169	161
By Penalty		30	11
Third Down: Md/Att.		92/237	96/231
Third Down: Eff.		38.8	41.6
Fourth Down: Md/Att.		13/27	5/13
Fourth Down: Eff.		48.1	38.5
POSSESSION AVG.		29:43	30:17
TOTAL NET YARDS		5065	4796
Avg. per game		316.6	299.8
Total Offensive Plays		1091	1013
Avg. per play		4.6	4.7
NET YARDS RUSHING		1780	1951
Total Rushing Plays		502	505
Avg. per Game		111.3	121.9
NET YARDS PASSING		3285	2845
Avg. per game		205.3	177.8
Sacked/Yards Lost		23/127	34/242
Gross Yards Passing		3412	3087
Att./Completions		566/289	474/280
Completion Pct.		51.1	59.1
Had Intercepted		24	13
PUNTS/AVERAGE		76/40.2	90/41.2
NET PUNTING AVG.		34.8	34.7
PENALTIES/YARDS		65/468	111/803
FUMBLE/BALLS LOST		30/10	20/9
TOUCHDOWNS		26	32
Rushing		9	9
Passing		17	20
Returns		0	3

SCORE BY PERIODS						
	1	2	3	4	OT TOTAL	
Patriots	33	60	54	85	6	238
Opponents	41	103	26	110	6	286

SCORING	TD	Ru	Pa	Rt	PAT	FG	S	TP
Sisson	0	0	0	0	15/15	14/26	0	57
Coates	8	0	0	0	0	0	0	48
Russell	7	7	0	0	0	0	0	42
Bahr	0	0	0	0	10/10	5/5	0	25
Brisby	2	0	2	0	0	0	0	12
Timpson	2	0	2	0	0	0	0	12
Turner	2	0	2	0	0	0	0	12
Cook	1	0	1	0	0	0	0	6
Crittenden	1	0	1	0	0	0	0	6
Croom	1	0	1	0	0	0	0	6
Gash	1	1	0	0	0	0	0	6
McMurtry	1	0	1	0	0	0	0	6
Patriots	26	9	17	0	25/25	19/31	0	238
Opponents	32	9	20	3	32/32	20/24	1	286

RUSHING	NO	YDS	AVG	LG	TD
Russell	300	1088	3.6	21	7
Turner	50	231	4.6	49	0
Croom	60	198	3.3	22	1
Gash	48	149	3.1	14	1
Bledsoe	32	82	2.6	15	0
Secules	8	33	4.1	13	0
Saxon	2	2	1.0	2	0
Zolak	1	0	0.0	0	0
Crittenden	1	-3	-3.0	-3	0
Patriots	502	1780	3.5	49	9
Opponents	505	1951	3.9	57	9

RECEIVING	NO	YDS	AVG	LG	TD
Coates	53	659	12.4	54	8
Brisby	45	626	13.9	39	2
Timpson	42	654	15.6	48	2
Turner	39	333	8.5	26	2
Russell	26	245	9.4	69	0
McMurtry	22	241	11.0	20	1
Cook	22	154	7.0	17	1
Crittenden	16	293	18.3	44	1
Gash	14	93	6.6	15	0
Croom	8	92	11.5	21	0
T. Brown	2	22	11.0	14	0
Patriots	289	3412	11.8	82	17
Opponents	280	3087	11.0	56	20

INTERCEPTIONS	NO	YDS	AVG	LG	TD
Hurst	4	53	13.3	24	0
Wren	3	-7	-2.3	2	0
Barnett	1	40	40.0	40	0
V. Brown	1	24	24.0	24	0
Collins	1	8	8.0	8	0
Thompson	1	4	4.0	4	0
Lambert	1	0	0.0	0	0
Ray	1	0	0.0	0	0
Patriots	13	122	9.4	40	0
Opponents	24	201	8.4	34	1

PUNTING	NO	YDS	AVG	NET	TB	IN20	LG	BLK
Saxon	73	3096	42.4	34.8	7	25	59	3
Patriots	76	3096	40.7	34.8	7	25	59	3
Opponents	90	3709	41.2	34.7	6	19	58	0

PUNT RETURNS	NO	FC	YDS	AVG	LG	TD
T. Brown	25	9	224	9.0	19	0
Harris	23	4	201	8.7	21	0
Crittenden	2	1	37	18.5	30	0
Smith	1	0	0	0.0	0	0
Patriots	51	14	462	9.1	30	0
Opponents	34	6	313	9.2	47	1

KICK RETURNS	NO	YDS	AVG	LG	TD
Crittenden	23	478	20.8	44	0
T. Brown	15	243	16.2	29	0
Harris	6	90	15.0	19	0
Sabb	2	0	0.0	0	0
Cook	1	8	8.0	8	0
Coates	0	0	0.0	0	0
Patriots	47	819	17.4	44	0
Opponents	44	921	20.9	42	0

SACKS: Slade 9.0, Tippett 8.5, A. Jones 3.5, Pitts 3.0, Sabb 2.0, Williams 2.0, Agnew 1.5, Brown 1.0, Collins 1.0, Hurst 1.0, Thompson 1.0, Goad 0.5. Patriots, 34.0, Opponents, 23.0.

FIELD GOALS	1-19	20-29	30-39	40-49	50+
Sisson	1/1	8/13	3/4	2/6	0/2
Bahr	1/1	1/1	3/3	0/0	0/0
Patriots	2/2	9/14	6/7	2/6	0/2
Opponents	0/0	12/12	7/7	1/2	0/3

Sisson: 0 (266,216,326,28WR) (54S) (0) (37WL,296,236,31G) (42B) (48S,41WR,366,256,19G) (40G,45WL,26G) (28WR,27G) (28G,26WL,40G) (54WL,28B) (0) (27WR).

Bahr: (23G,34G) (19G) (31G,37G).

OPPONENTS: (28G) (52WR,22G,266,23G, 38G) (52WL,24G) (53WL,42G) (0) (0) (30G) (27G,38G,37G) (40WL,27G,32G) (23G) (33G,23G) (35G) (0) (23G) (0) (29G,24G).

STARTERS:
OFFENSE: WR Vincent Brisby (12), Ray Crittenden (1); LT Bruce Armstrong (16); LG Eugene Chung (16); C Mike Arthur (12), Bill Lewis (5); RG Rich Baldinger (15), Todd Rucic (1); RT Pat Harlow (16); TE Marv Cook (12), Ben Coates (4); WR Greg McMurtry (8), Michael Timpson (7); QB Drew Bledsoe (12), Scott Secules (4); RB Leonard Russell (15), Corey Croom (1); FB Kevin Turner (9), Sam Gash (4); 2nd TE B. Coates (6); 3rd WR R. Crittenden (1).

DEFENSE: LE Mike Pitts (15), Ray Agnew (1); NT Tim Goad (15); RE John Washington (13), Brent Williams (2); LOLB Andre Tippett (16); LILB Vincent Brown (16); RILB Todd Collins (12), Chris Singleton (4); ROLB Dwayne Sabb (7), Chris Slade (5), Aaron Jones (1); LCB Rod Smith (7), Daryl Wren (5), Reyna Thompson (4); RCB Maurice Hurst (16); SS Corwin Brown (12), Adrian White (4); FS Harlon Barnett (12), Dion Lambert (3), Terry Ray (1).

1993 Coaching Staff: Dave Atkins, Offensive Backs, Romeo Crennel, Defensive Line, Al Groh, Defensive Coordinator/Linebackers, Fred Hoaglin, Offensive Line, Chris Palmer, Wide Receivers, Johnny Parker, Strength/Conditioning, Ray Perkins, Offensive Coordinator, Dante Scarnechia, Special Assistant, Mike Sweatman, Special Teams, Bob Trott, Defensive Backs, Charlie Weis, Tight Ends.

Pro Bowl (0)

PASSING	ATT	CMP	YARDS	CMP%	YDS/ATT	TD	TD%	INT	INT%	LG	SK/YDS	RATING
Bledsoe	429	214	2494	49.9	5.81	15	3.5	15	3.5	54	16/99	65.0
Secules	134	75	918	56.0	6.85	2	1.5	9	6.7	82	7/28	54.3
Zolak	2	0	0.0	0.0	0.00	0	0.0	0	0.0	0	0/0	39.6
Turner	1	0	0.0	0.0	0.00	0	0.0	0	0.0	0	0/0	39.6
Patriots	566	289	3412	51.1	6.03	17	3.0	24	4.2	82	23/127	62.1
Opponents	474	280	3087	59.1	6.51	20	4.2	13	2.7	56	34/242	81.1

1994 FINAL STATISTICS (10-6)

HEAD COACH: BILL PARCELLS • SECOND IN AFC EAST (WILD CARD QUALIFIER) • HOME STADIUM: FOXBORO STADIUM

Date	W/L	Score	Opp.	Att.	RUSHING	NO	YDS	AVG	LG	TD	FIELD GOALS	1-19	20-29	30-39	40-49	50+	
9/04	L	35-39	at Miami	69,613	Butts	243	703	2.9	26	8	Bahr	0/0	14/14	9/12	4/8	0/0	
9/11	L	35-38	Buffalo	60,274	Thompson	102	312	3.1	13	2	O'Neill	0/0	0/0	0/0	0/1	0/0	
9/18	W	31-28	at Cincinnati	46,640	Turner	36	111	3.1	13	1	Patriots	0/0	14/14	9/12	4/9	0/0	
9/25	W	23-17	at Detroit	59,618	Gash	30	86	2.9	10	0	Opponents	0/0	5/5	5/8	8/10	2/2	
10/02	W	17-16	Green Bay	57,522	Thomas	19	67	3.5	13	1	Baumann	0	0	0	0	0	(436,246,286,356) (206,286,216) (48S, 32WL,33G) (24G) (40G) (48G)(20G,39G) (38G,39WL,23G) (44WR,39G,48WL,38G,23G) (22G,37G,25G,42G) (33G) (36WL) (33G,20G) (29G,22G,46WL)
10/09	L	17-21	L.A. Raiders	59,889	Bledsoe	44	40	0.9	7	0	O'Neill	0	0	0	0	0	
10/16	L	17-24	at N.Y. Jets	71,123	Timpson	2	14	7.0	10	0	O'Neill	0	0	0	0	0	
10/23			BYE WEEK		Coates	1	0	0.0	0	0							
10/30	L	3-23	Miami	59,167	Zolak	1	-1	-1.0	-1	0							
11/06	L	6-13	at Cleveland	73,878	Patriots	478	1332	2.8	26	12							
11/13	W	26-20	Minnesota OT	58,382	Opponents	422	1760	4.2	52	11							
11/20	W	23-17	San Diego	59,690	RECEIVING	NO	YDS	AVG	LG	TD							
11/27	W	12-10	at Indianapolis	43,839	Coates	96	1174	12.2	62t	7	O'Neill	0	0	0	0	0	
12/04	W	24-13	N.Y. Jets	60,138	Timpson	74	941	12.7	37	3	OPPONENTS:	(42G) (32G) (0) (27G) (27G) (0) (32WL,37G) (44G,50G,48G) (33G,41G) (40G,33G) (48S,34G) (42WR,50G) (46G,26G) (27G,47G) (24G) (44G,388,36WL)					
12/11	W	28-13	Indianapolis	57,656	Thompson	65	465	7.2	27t	5							
12/18	W	41-17	at Buffalo	56,784	Brisby	58	904	15.6	43	5							
12/24	W	13-3	at Chicago	60,178	Turner	52	471	9.1	32	2	STARTERS:						
AFC PLAYOFFS					Crittenden	28	379	13.5	32	3	OFFENSE:	WR Vincent Brisby (11), Ray Crittenden (1); LT Bruce Armstrong (16); LG Bob Kratch (16); C Mike Arthur (11), Mike Gisle (5); RG Todd Rucci (10), Doug Skene (6); RT Pat Harlow (16); TE Ben Coates (16); WR Michael Timpon (14), R. Crittenden (1); QB Drew Bledsoe (16); RB Marion Butts (15), Leroy Thompson (1); FB Kevin Turner (9), Sam Gash (6); 2nd TE John Burke (6).					
1/01	L	13-20	at Cleveland	77,452	Burke	9	86	9.6	17	0	DEFENSE:	LE Mike Pitts (16); NT Tim Goad (13), Ray Agnew (3); RE Mike Jones (16); LOLB Dwayne Sabb (8), Willie McGinest (7); LILB Vincent Brown (16); RILB Todd Collins (7), David Bavaro (5); Marty Moore (4); ROLB Chris Slade (16); LCB Ricky Reynolds (10), Rod Smith (6); RCB Maurice Hurt (16); SS Harlon Barnett (16); FS Myron Gaudoy (16); Sth DB R. Smith (1).					

TEAM STATISTICS	PATS	OPP
TOTAL FIRST DOWNS	348	280
By Rushing	83	86
By Passing	243	173
By Penalty	22	21
Third Down: Md/Att.	106/257	72/215
Third Down: Eff.	41.2	33.5
Fourth Down: Md/Att.	18/35	6/16
Fourth Down: Eff.	51.4	37.5

POSSESSION AVG.	PATS	OPP
TOTAL NET YARDS	5776	5207
Avg. per Game	361.0	325.4
Total Offensive Plays	1199	1006
Avg. per Play	4.8	5.2

NET YARDS RUSHING	PATS	OPP
NET YARDS RUSHING	1332	1760
Total Rushing Plays	478	422
Avg. per Game	83.3	110.0

NET YARDS PASSING	PATS	OPP
NET YARDS PASSING	4444	3447
Avg. per Game	277.8	215.4
Sacked/Yards Lost	22/139	39/290
Gross Yards Passing	4583	3737
Att./Completions	699/405	545/298
Completion Pct.	57.9	54.7
Had Intercepted	27	22

PUNTS/AVVERAGE	PATS	OPP
PUNTS/AVVERAGE	69/41.2	83/40.2
NET PUNTING AVG.	35.7	34.6
PENALTIES/YARDS	78/597	111/795
FUMBLES/YARDS LOST	28/11	34/18
TOUCHDOWNS	39	36
Rushing	12	11
Passing	25	21
Returns	2	4

SCORE BY PERIODS	1	2	3	4	OT	TOTAL
Patriots	46	95	94	110	6	351
Opponents	53	133	56	70	0	312

SCORING	TD	Ru	Pa	Rt	PAT	FG	S	TP
Bahr	0	0	0	0	36/36	27/34	0	117
Butts	8	8	0	0				48
Coates	7	0	0	0				42
Thompson	7	2	0	0				42
Brisby	5	0	0	0				30
Crittenden	3	0	0	0				18
Timpson	3	0	0	0				18
Turner	3	1	2	0				18
Reynolds	2	0	0	0				12
Thomas	1	1	0	0				6
O'Neill	0	0	0	0	0/0	0/1	0	0
Patriots	39	12	25	2	36/36	27/35	0	351
Opponents	36	11	21	4	32/33	20/25	0	312

2-Pt. Conversions: Patriots 0-2, Opp. 2-3

INTERCEPTIONS	NO	YDS	AVG	LG	TD
Hurst	7	68	9.7	24	0
H. Barnett	3	51	17.0	24	0
V. Brown	3	22	7.3	12	0
Guyton	2	18	9.0	15	0
Smith	2	10	5.0	10	0
Sabb	2	6	3.0	5	0
Whigham	1	21	21.0	21	0
Reynolds	1	11	11.0	11t	1
Ray	1	2	2.0	2	0
Patriots	22	209	9.5	24	1
Opponents	27	252	9.3	20	2

PUNTING	NO	YDS	AVG	NET	TB	IN20	LG	BLK
O'Neill	69	2841	41.2	35.7	6	25	67	0
Patriots	69	2841	41.2	35.7	6	25	67	0
Opponents	83	3333	40.2	34.6	4	21	53	0

PUNT RETURNS	NO	FC	YDS	AVG	LG	TD
T. Brown	24	10	202	8.4	38	0
Crittenden	19	6	155	8.2	26	0
Harris	3	0	26	8.7	12	0
Patriots	46	16	383	8.3	38	0
Opponents	34	9	260	7.6	30	0

KICK RETURNS	NO	YDS	AVG	LG	TD
Crittenden	24	460	19.2	36	0
Thompson	18	376	20.9	30	0
Croom	10	172	17.2	24	0
Burke	3	11	3.7	6	0
Thomas	3	40	13.3	16	0
T. Brown	1	14	14.0	14	0
DeOssie	1	14	14.0	14	0
Gash	1	9	9.0	9	0
Guyton	1	-1	-1.0	-1	0
Timpson	1	28	28.0	28	0
Patriots	63	1123	17.8	36	0
Opponents	63	1375	21.8	80t	1

SACKS: Slade 9.5, M. Jones 6.0, McGinest 4.5, A. Jones 4.0, Sabb, 3.5, Goad 3.0, Hurst 2.0, Reynolds 2.0, V. Brown 1.5, T. Barnett 1.0, Pitts 1.0, Agnew 0.5, Smith 0.5. Patriots 39.0, Opponents 22.0.

PRO BOWL (3): T. Bruce Armstrong (3), QB Drew Bledsoe (1), TE Ben Coates (1).

1994 Coaching Staff: Maurice Carthon, Offensive Assistant, Romeo Crennel, Defensive Line, Al Groh, Defensive Coordinator/ Linebackers, Fred Hoaglin, Offensive Line, Chris Palmer, Wide Receivers, Johnny Parker, Strength/ Conditioning, Ray Perkins, Offensive Coordinator, Mike Pope, Running Backs, Dante Scarnecchia, Special Assistant, Mike Sweatman, Special Teams, Bob Trott, Defensive Backs, Charlie Weis, Tight Ends.

1995 FINAL STATISTICS (6-10)

HEAD COACH: BILL PARCELLS • FOURTH IN AFC EAST • HOME STADIUM: FOXBORO STADIUM

Date	W/L	Score	Opp.	Att.	RUSHING	NO	YDS	AVG	LG	TD
9/03	W	17-14	Cleveland	60,126	Martin	368	1487	4.0	49	14
9/10	L	3-20	Miami	60,239	Meggett	60	250	4.2	25	2
9/17	L	3-28	San Francisco	66,179	Croom	13	54	4.2	12	0
			BYE WEEK		Bledsoe	20	28	1.4	15	0
10/01	L	17-30	at Atlanta	47,114	Gash	8	24	3.0	9	0
10/08	L	3-37	Denver	60,074	Zolak	4	19	4.8	12	0
10/15	L	26-31	at Kansas City	77,992	Lee	1	4	4.0	4	0
10/23	W	27-14	Buffalo	60,203	Patriots	474	1,866	3.9	49	16
10/29	L	17-20	Carolina OT	60,064	Opponents	448	1,878	4.2	66t	12
11/05	W	20-7	at N.Y. Jets	61,462	RECEIVING	NO	YDS	AVG	LG	TD
11/12	W	34-17	at Miami	70,339	Coates	84	915	10.9	35	6
11/19	L	10-24	Indianapolis	59,544	Brisby	66	974	14.8	72	3
11/26	W	35-25	at Buffalo	69,384	Meggett	52	334	6.4	19	0
12/03	L	17-31	New Orleans	59,876	W. Moore	43	502	11.7	33	1
12/10	W	31-28	N.Y. Jets	46,617	Gash	26	242	9.3	30	1
12/16	L	27-41	at Pittsburgh	57,158	Burke	15	136	9.1	21	0
12/23	L	7-10	at Indianapolis	54,685	T. Brown	14	159	11.4	31	0
					Graham	10	156	15.6	37t	2
					Lee	8	107	13.4	33	0
					Croom	1	8	8.0	8	0
					Grant	1	4	4.0	4	0
					Bledsoe	1	-9	-9.0	-9	0
					Patriots	351	3,789	10.8	72	14
					Opponents	342	4,107	12.0	70t	29

SACKS: McGinest 11.0, V. Brown 4.0, Collins 4.0, Slade 4.0, M. Jones 3.0, Reynolds 2.5, Barnett 2.0, Lewis 1.5, White 1.5, A. Jones 1.0, Law 1.0, T. Roberts 1.0, Johnson 0.5. Patriots 37.0, Opponents 27.0

FIELD GOALS

1-9	10-19	20-29	30-39	40-49	50+
Bahr	1/2	12/12	3/7	5/7	2/5

Patriots

1/2	12/12	3/7	5/7	2/5	
Opponents	1/1	7/8	11/15	1/4	3/4

Bahr: (216, 216, 286), (296) (34WR, 43G), (27G), (51G) (296, 20G) (39G, 42B, 24G) (19S) (41G, 29G) (196, 55G, 47G) (41G) (296, 43G) (39G, 43WL) (31WR, 35WL, 30WL, 31G) (23G, 22G) (54S, 55S, 50S).

OPPONENTS: (0 (22G, 54B, 19G) (0 (34G, 54G, 31G, 32G, 33G) (37G, 31G, 51G) (27G) (23G, 23G, 47WL) (38WR, 27G, 39WR, 29G) (0 (29WL, 36G) (36G) (51G, 48G) (24G) (33WR) (43WL, 32G, 32G) (44WL, 35WR, 30G).

STARTERS:
OFFENSE: WR Vincent Brisby (16); LT Bruce Armstrong (16); LG William Roberts (11); Bob Kratch (5); C David Wohlabaugh (11); Jeff Bellenbach (5); RG B. Kratch (11); Todd Rucci (5); RT Matt Lane (16); TE Ben Coates (15); John Burke (1); WR Will Moore (13); Kevin Lee (2); Hason Graham (1); QB Drew Bledsoe (15); Scott Zolak (1); RB Curtis Martin (15); Corey Croom (1); FB Sam Gash (12); Rupert Grant (1); 2nd TE J. Burke (3).

DEFENSE: LE Tim Roberts (12); Ferric Collins (3); NT Reggie White (7); Bruce Walker (5); Mike Jones (3); RE Troy Barnett (15); F. Collins (1); LOLB Willie McGinest (16); LILB Vincent Brown (16); RILB Ted Johnson (12); Marty Moore (2); Bobby Abrams (1); ROLB Chris Slade (16); LCB Ricky Reynolds (16); RCB Maurice Hurst (10); Ty Law (6); SS Terry Ray (12); Myron Guyton (4); FS M. Guyton (10); T. Ray (4); Corwin Brown (2); 5th DB Vernon Lewis (2); 6th DB T. Law (1).

1995 Coaching Staff: Maurice Carthon, Offensive Assistant, Romeo Crennel, Defensive Line, Al Groh, Defensive Coordinator/Linebackers, Fred Hoaglin, Offensive Line, Chris Palmer, Wide Receivers, Johnny Parker, Strength/Conditioning, Ray Perkins, Offensive Coordinator, Mike Pope, Tight Ends, Dante Scarneccchia, Defensive Asst./LB's, Mike Sweatman, Special Teams, Bob Trott, Defensive Backs, Charlie Weis, Running Backs.

Pro Bowl (3): T Bruce Armstrong (4), TE Ben Coates (2), RB Curtis Martin (1).

TEAM STATISTICS

STATS	PATS	OPP
TOTAL FIRST DOWNS	335	308
Rushing	106	106
Passing	207	181
Penalty	22	21
3rd Down: Made/Att.	99/260	80/215
3rd Down %	38.1	37.2
4th Down: Made/Att.	17/39	7/13
4th Down %	43.6	53.8
POSSESSION AVG.	29:33	30:27
TOTAL NET YARDS	5457	5764
Avg. Per Game	341.1	360.3
Total Plays	1187	1034
Avg. Per Play	4.6	5.6
NET YARDS RUSHING	1866	1878
Avg. Per Game	116.6	117.4
Total Rushes	474	448
NET YARDS PASSING	3591	3886
Avg. Per Game	224.4	242.9
Sacked/Yds Lost	27/198	37/221
Gross Yards	3,789	4,107
Att./Completions	686/351	549/342
Completion Pct.	51.2	62.3
Had Intercepted	16	15
PUNTS/AVERAGE	79/39.2	86/38.8
NET PUNTING AVG.	79/32.9	86/32.0
PENALTIES/YARDS	84/676	104/816
FUMBLES/BALLS LOST	32/20	24/14
TOUCHDOWNS	32	44
Rushing	16	12
Passing	14	29
Returns	2	3

SCORE BY PERIODS

	1	2	3	4	OT	TOTAL
Patriots	49	84	59	102	0	294
Opponents	60	143	72	99	3	377

SCORING

TD	Ru	Pa	Rt	PAT	FG	S	TP
Bahr	0	0	0	27/27	23/33	0	96
Martin	15	14	1	0	0	0	92
Coates	6	0	6	0	0	0	36
Brisby	3	0	3	0	0	0	18
Meggett	2	2	0	0	0	0	16
Graham	2	0	2	0	0	0	12
T. Brown	1	0	1	0	0	0	6
Gash	1	0	1	0	0	0	6
W. Moore	1	0	1	0	0	0	6
Slade	1	0	1	0	0	0	6
Patriots	32	16	14	2	27/27	23/33	0
Opponents	44	12	29	3	40/41	23/32	0

2-Pt. Conversions: Meggett 2, Martin. Patriots 3-5, Opp. 2-3.

INTERCEPTIONS	NO	YDS	AVG	LG	TD
V. Brown	4	1	0.3	1	0
Guyton	3	68	22.7	45	0
Law	3	47	15.7	38	0
Reynolds	3	6	2.0	4	0
Ray	1	21	21.0	21	0
Hurst	1	0	0.0	0	0
Patriots	15	143	9.5	45	0
Opponents	16	161	10.1	69t	1

PUNTING	NO	YDS	AVG	NET	TB	IN20	LG	BLK
O'Neill	41	1514	36.9	31.2	3	14	57	0
Wagner	37	1557	42.1	35.4	4	13	57	0
Bahr	1	29	29.0	9.0	1	0	29	0
Patriots	79	3100	39.2	32.9	8	27	57	0
Opponents	86	3339	38.8	32.0	10	21	64	0

PUNT RETURNS	NO	FC	YDS	AVG	LG	TD
Meggett	45	17	383	8.5	23	0
Patriots	45	17	383	8.5	23	0
Opponents	40	11	342	8.6	42	0

KICK RETURNS	NO	YDS	AVG	LG	TD
Meggett	38	964	25.4	62	0
T. Brown	31	672	21.7	38	0
Gisler	2	19	9.5	11	0
Lee	1	14	14.0	14	0
Frisch	1	8	8.0	8	0
Burke	1	7	7.0	7	0
Grant	1	7	7.0	7	0
Patriots	75	1,691	22.5	62	0
Opponents	67	1,405	21.0	58	0

PASSING	ATT	CMP	YARDS	CMP%	YDS/ATT	TD	TD%	INT	INT%	LG	SK/YDS	RATING
Bledsoe	636	323	3507	50.8	5.51	13	2.0	16	2.5	47t	23/170	63.7
Zolak	49	28	282	57.1	5.76	1	2.0	0	0.0	72	4/28	80.5
Meggett	1	0	0	0.0	0.00	0	0.0	0	0.0	0	0/0	39.6
Patriots	686	351	3789	51.2	5.52	14	2.0	16	2.3	72	27/198	64.8
Opponents	549	342	4107	62.3	7.48	29	5.3	15	2.7	70t	37/221	91.4

1997 FINAL STATISTICS (10-6)

HEAD COACH: PETE CARROLL • AFC EAST DIVISION CHAMPIONS • HOME STADIUM: FOXBORO STADIUM

Date	W/L	Score	Opp.	Att.
8/31	W	41-7	San Diego	60,190
9/07	W	31-6	at Indianapolis	53,632
9/14	W	27-24	N.Y. Jets	60,072
9/21	W	31-3	Chicago	59,873
9/28			BYE WEEK	
10/06	L	13-34	at Denver	75,821
10/12	W	33-6	Buffalo	59,802
10/19	L	19-24	at N.Y. Jets	71,061
10/27	L	10-28	Green Bay	59,972
11/02	L	18-23	at Minnesota	62,917
11/09	W	31-10	at Buffalo	65,783
11/16	L	7-27	at Tampa Bay	70,479
11/23	W	27-24	Miami	59,002
11/30	W	20-17	Indianapolis	58,507
12/07	W	26-20	at Jacksonville	73,446
12/13	L	21-24	Pittsburgh	60,013
12/22	W	14-12	at Miami	74,379

AFC PLAYOFFS

12/28	W	17-3	Miami	60,041
1/03	L	6-7	at Pittsburgh	61,228

TEAM STATISTICS	PATS	OPP
TOTAL FIRST DOWNS	267	322
Rushing	71	114
Passing	173	183
Penalty	23	25
3rd Down: Made/Att	88/218	90/233
3rd Down Pct.	40.4	38.6
4th Down: Made/Att	3/13	16/30
4th Down Pct.	23.1	53.3

POSSESSION AVG. TOTAL NET YARDS

Avg. Per Game	313.4	317.8
Total Plays	960	1100
Avg. Per Play	5.2	4.6

NET YARDS RUSHING

Avg. Per Game	91.5	101.0
Total Rushes	398	436

NET YARDS PASSING

Avg. Per Game	221.9	216.8
Sacked/Yards Lost	30/258	45/303
Gross Yards	3808	3772
Att./Completions	532/321	619/368
Completion Pct.	60.3	59.5
Had Intercepted	15	19

PUNTS/AVERAGE NET YARDS

Avg.	79/45.2	74/44.4
Net Yards	79/56.1	74/36.5

PENALTIES/YARDS FUMBLES/BALL LOST

Penalties	99/845	106/763
Fumbles	17/7	29/43
Ball Lost	42	33

TOUCHDOWNS

Rushing	6	16
Passing	31	14
Returns	5	3

SCORE BY PERIODS

	1	2	3	4	OT	TOTAL
Patriots	82	126	61	97	3	369
Opponents	60	39	89	98	3	289

SCORING

	TD	Ru	Pa	Rt	PAT	Fg	S	TP
Vinatieri	0	0	0	0	40/40	25/29	0	115
Coates	8	0	8	0	0	0	0	48
Brown	6	0	6	0	0	0	0	36
Martin	5	4	1	0	0	0	0	30
Byars	3	0	3	0	0	0	0	18
Gash	3	0	3	0	0	0	0	18
Purnell	3	0	3	0	0	0	0	18
Brisby	2	0	2	0	0	0	0	12
Glenn	2	0	2	0	0	0	0	12
Jefferson	2	0	2	0	0	0	0	12
Meggett	2	0	2	0	0	0	0	12
Clay	1	0	1	0	0	0	0	6
Cullors	1	0	1	0	0	0	0	6
Grier	1	1	0	0	0	0	0	6
Hitchcock	1	0	1	0	0	0	0	6
Slade	1	0	1	0	0	0	0	6
Whigham	1	0	1	0	0	0	0	6
Patriots	42	6	31	5	40/40	25/29	1	369
Opponents	33	16	4	3	29/29	0/0	2	289

2-Pt. Conversions: Team 0-2, Opponents 1-4.

PASSING	ATT	CMP	YARDS	CMP%	YDS/ATT	TD	TD%	INT	INT%	LG	SK/YDS	RATING
Bledsoe	522	314	3706	60.2	7.10	28	5.4	15	2.9	76	30/258	87.7
Zolak	9	6	67	66.7	7.44	2	22.2	0	0.0	20t	0/0	128.2
Meggett	1	1	35	100.0	35.0	1	100.0	0	0.0	35t	0/0	158.3
Patriots	532	321	3808	60.3	7.16	31	5.8	15	2.8	76	30/258	89.9
Opponents	619	368	3772	59.5	6.09	14	2.3	19	3.1	51	45/303	71.8

RUSHING	NO	YDS	AVG	LG	TD
Martin	274	1160	4.2	70t	4
Cullors	22	101	4.6	24	0
Grier	33	75	2.3	12	1
Meggett	20	60	3.0	10	1
Bledsoe	28	55	2.0	8	0
Byars	11	24	2.2	5	0
Gash	6	10	1.7	4	0
Zolak	3	-3	-1.0	-1	0
Brown	1	-18	-18.0	-18	0
Patriots	398	1464	3.7	70t	6
Opponents	436	1616	3.7	34	16

RECEIVING	NO	YDS	AVG	LG	TD
Coates	66	737	11.2	35	8
Jefferson	54	841	15.6	76	2
Brown	41	607	14.8	67	6
Martin	41	296	7.2	22	1
Glenn	27	431	16.0	50	2
Brisby	23	276	12.0	31	2
Gash	22	154	7.0	19	3
Byars	20	189	9.5	51	3
Meggett	19	203	10.7	49t	1
Purnell	5	57	11.4	20t	3
Cullors	2	8	4.0	6	0
Jells	1	9	9.0	9	0
Patriots	321	3808	11.9	76	31
Opponents	368	3772	10.3	51	14

INTERCEPTIONS	NO	YDS	AVG	LG	TD
Clay	6	109	18.2	53t	1
Law	3	70	23.3	40	0
Milloy	3	15	5.0	15	0
Hitchcock	2	104	52.0	100t	1
Whigham	2	60	30.0	60t	1
Moore	2	7	3.5	7	0
Slade	1	1	1.0	1t	1
Patriots	19	366	19.3	100t	4
Opponents	15	213	14.2	45	2

PUNTING	NO	YDS	AVG	NET	TB	INZO	LG	BLK
Tupa	78	3569	45.8	36.1	14	24	73	1
Patriots	78	3569	45.8	36.1	14	24	73	1
Opponents	74	3288	44.4	36.5	6	17	66	0

PUNT RETURNS	NO	FC	YDS	AVG	LG	TD
Meggett	45	8	467	10.4	47	0
Patriots	45	8	467	10.4	47	0
Opponents	38	11	437	11.5	26	0

KICK RETURNS	NO	YDS	AVG	LG	TD
Meggett	33	816	24.7	61	0
Cullors	15	386	25.7	86t	1
Canty	4	115	28.8	63	0
Coates	1	20	20.0	20	0
Patriots	53	1337	26.2	86t	1
Opponents	75	1651	22.0	92t	1

SACKS: Slade 9.0, Thomas 7.0, Bruschi 4.0, Johnson 4.0, Jones 4.0, Wheeler 4.0, Canty 2.0, McGinst 2.0, Whigham 2.0, Collins 1.5, Eaton 1.0, Israel 1.0, McGruder 1.0, Law 0.5; Patriots 45.0, Opponents 30.0.

FIELD GOALS	1-19	20-29	30-39	40-49	50+
Vinatieri	0/0	11/11	7/9	6/8	1/1
Team	0/0	11/11	7/9	6/8	1/1
Opponents	0/0	7/8	7/10	5/8	1/3

Vinatieri: (216,266) (216) (336,346) (276) (266,496) (206,236,416,526) (246) (386) (226,256) (426,42N,45N) (0) (366,276,30N) (326,486) (446,416,336,396,32N) (0).

OPPONENTS: (0) (456,386) (276,298) (386) (216,48N,336) (34N) (35N,356,68N,36N) (0) (246,236,416) (236) (446,446) (256) (246,42N) (44N) (366,346,316) (506,416,51N).

STARTERS:
OFFENSE: WR Shawn Jefferson (14); LT Bruce Armstrong (16); LG Max Lane (15), Heath Irwin (1); C Dave Wohlbaugh (14), Mike Gisler (2); RG Todd Rucci (16); RT Zeffross Moss (15), M. Lane (1); TE Ben Coates (16); QB Drew Bledsoe (16); RB Curtis Martin (13), David Meggett (2), Derrick Cullors (1); FB Keith Byars (8), Sam Gash (5); 3rd WR Vincent Brisby (3); 2nd TE Lovett Purnell (2).

DEFENSE: LE Chris Sullivan (7), Ferric Collins (5), Mike Jones (4); LDT Mark Wheeler (14), Chad Eaton (1), M. Jones (1); RDT Henry Thomas (16); RE Willie McGinst (11), C. Sullivan (3), M. Jones (2); LLB Chris Slade (16); MLB Ted Johnson (16); RLB Todd Collins (15), Tedy Bruschi (1); LCB Ty Law (16); RCB Jimmy Hitchcock (15), Chris Canty (1); SS Lawyer Milloy (16); FS Willie Clay (16).

1997 Coaching Staff: Paul Boudreau, Offensive Line, Jeff Davidson, Tight Ends, Ray Hamilton, Defensive Line, Larry Kennan, Offensive Coordinator, Ron Lynn, Defensive Backs, Johnny Parker, Strength/Conditioning, Andre Patterson, Defensive Assistant, Bo Pelini, Linebackers, Dante Scarnecchia, Special Teams, Steve Sidwell, Defensive Coordinator, Carl Smith, Asst. Head Coach/Quarterbacks, Steve Walters, Wide Receivers, Kirby Wilson, Running Backs.

Pro Bowl (5): T Bruce Armstrong (6), QB Drew Bledsoe (3), TE Ben Coates (4), LB Chris Slade (1), SpT Larry Whigham (1).

1998 FINAL STATISTICS (9-7)

HEAD COACH: PETE CARROLL - FOURTH IN AFC EAST (WILD CARD PLAYOFF QUALIFIER) - HOME STADIUM: FOXBORO STADIUM

Date	W/L	Score	Opp.	Att.
9/07	L	21-27	at Denver	74,745
9/13	W	29-6	Indianapolis	60,068
9/20	W	27-16	Tennessee	59,973
BYE WEEK				
10/04	W	30-27	at New Orleans	56,172
10/11	W	40-10	Kansas City	59,749
10/19	L	14-24	N.Y. Jets	60,062
10/25	L	9-12	at Miami OT	73,973
11/01	W	21-16	at Indianapolis	58,056
11/08	L	10-41	Atlanta	59,790
11/15	L	10-13	at Buffalo	72,020
11/23	W	26-23	Miami	58,729
11/29	W	25-21	Buffalo	58,304
12/06	W	23-9	at Pittsburgh	58,632
12/13	L	18-32	at St. Louis	48,946
12/20	W	24-21	San Francisco	59,153
12/27	L	10-31	at N.Y. Jets	74,302

AFC PLAYOFFS				
1/03	L	10-25	at Jacksonville	72,559

TEAM STATISTICS	PATS	OPP
TOTAL FIRST DOWNS	281	305
Rushing	68	76
Passing	184	208
Penalty	29	21
3rd Down: Made/Att	90/237	98/230
3rd Down Pct.	38.0	42.6
4th Down: Made/Att	10/21	4/14
4th Down Pct.	47.6	28.6
POSSESSION AVG.	28:34	31:26
TOTAL NET YARDS	5140	5182
Avg. Per Game	321.3	323.9
Total Plays	999	1053
Avg. Per Play	5.1	4.9
NET YARDS RUSHING	1480	1547
Avg. Per Game	92.5	96.7
Total Rushes	403	447
NET YARDS PASSING	3660	3635
Avg. Per Game	228.8	227.2
Sacked/Yards Lost	40/344	36/222
Gross Yards	4004	3857
Att./Completions	556/295	570/336
Completion Pct.	53.1	58.9
Had Intercepted	17	24
PUNTS/AVERAGE	74/44.5	73/42.5
NET PUNTING AVG.	74/35.4	73/34.9
PENALTIES/YARDS	108/853	104/787
FUMBLES/BALL LOST	20/7	16/7
TOUCHDOWNS	35	36
Rushing	9	8
Passing	23	26
Returns	3	2

SCORE BY PERIODS	1	2	3	4	OT	TOTAL
Patriots	60	116	62	99	0	337
Opponents	64	111	67	84	3	329

SCORING	TD	Ru	Pa	Rt	PAT	FG	S	TP
Vinatieri	0	0	0	0	32/32	31/39	0	127
Edwards	12	9	3	0	0	0	0	72
Coates	6	0	0	0	0	0	0	36
Glenn	3	0	3	0	0	0	0	18
Simmons	3	0	3	0	0	0	0	18
Brisby	2	0	2	0	0	0	0	12
Jefferson	2	0	2	0	0	0	0	12
Purnell	2	0	2	0	0	0	0	12
Brown	1	0	1	0	0	0	0	6
Cullors	1	0	1	0	0	0	0	6
Law	1	0	1	0	0	0	0	6
Milloy	1	0	1	0	0	0	0	6
Thomas	1	0	1	0	0	0	0	6
Patriots	35	9	23	3	32/32	31/39	0	337
Opponents	36	8	26	2	30/30	27/32	0	329

2-Pt. Conversions: Patriots 1-3, Opponents 1-6.

RUSHING	NO	YDS	AVG	LG	TD
Edwards	291	1115	3.8	53	9
Shaw	48	236	4.9	71	0
Cullors	18	48	2.7	15	0
Bledsoe	28	44	1.6	10	0
Floyd	6	22	3.7	10	0
Jefferson	1	15	15.0	15	0
Carter	2	3	1.5	3	0
Zolak	5	0	0.0	4	0
Glenn	2	-1	-0.5	7	0
Tupa	2	-2	-1.0	-1	0
Patriots	403	1480	3.7	71	9
Opponents	447	1547	3.5	34t	8

RECEIVING	NO	YDS	AVG	LG	TD
Coates	67	668	10.0	33	6
Glenn	50	792	15.8	86t	3
Edwards	35	331	9.5	46	3
Jefferson	34	771	22.7	61t	2
Simmons	23	474	20.6	63t	3
Brown	23	346	15.0	52	1
Carter	18	166	9.2	49	0
Cullors	14	146	10.4	43	1
Purnell	12	92	7.7	22	2
Brisby	7	96	13.7	27	2
Shaw	6	30	5.0	11	0
Elard	5	86	17.2	19	0
Floyd	1	6	6.0	6	0
Patriots	295	4004	13.6	86t	23
Opponents	336	3857	11.5	84t	26

INTERCEPTIONS	NO	YDS	AVG	LG	TD
Law	9	133	14.8	59t	1
Milloy	6	54	9.0	30t	1
Clay	3	19	6.3	19	0
Israel	3	13	4.3	12	0
Thomas	1	24	24.0	24t	1
Canty	1	12	12.0	12	0
Whigham	1	0	0.0	0	0
Patriots	24	255	10.6	59t	3
Opponents	17	197	11.6	36	0

PUNTING	NO	YDS	AVG	NET	TB	INTO	LG	BLK
Tupa	74	3294	44.5	35.4	9	13	64	0
Patriots	74	3294	44.5	35.4	9	13	64	0
Opponents	73	3100	42.5	34.9	8	20	58	0

PUNT RETURNS	NO	FC	YDS	AVG	LG	TD
Brown	17	8	225	13.2	39	0
Canty	16	7	170	10.6	36	0
Clay	0	2	0	-	-	0
Patriots	33	17	395	12.0	39	0
Opponents	43	8	493	11.5	76	0

KICK RETURNS	NO	YDS	AVG	LG	TD
Cullors	45	1085	24.1	68	0
Canty	11	198	18.0	29	0
Sullivan	2	14	7.0	9	0
Bruschi	1	4	4.0	4	0
Eaton	1	13	13.0	13	0
Shaw	1	16	16.0	16	0
Whigham	1	0	0.0	0	0
Patriots	62	1330	21.5	68	0
Opponents	71	1335	18.8	37	0

SACKS: Thomas 6.5, Eaton 6.0, Slade 4.0, McGinst 3.5, Spires 3.0, Bruschi 2.0, Israel 2.0, Johnson 2.0, Mitchell 2.0, Sullivan 2.0, Canty 1.0, C. Carter 1.0, Milloy 1.0, Patriots 36.0, Opponents 40.0.

FIELD GOALS	1-19	20-29	30-39	40-49	50+
Vinatieri	3/3	8/8	9/14	9/12	2/2
Patriots	3/3	8/8	9/14	9/12	2/2
Opponents	0/0	9/9	8/11	8/10	2/2

Vinatieri: (39N,37B) (19G,23G,52G,24N) (43G,41G) (34G,49G,27G) (32G,38G,27G,20G) (1) (45N,41G,30G,36G) (1) (40G) (39N,38G,39N) (25G,44G,45G,24G) (44G,47N) (21G,29G,35G) (37G,41G,55G,17G) (32N,35G) (19G).

OPPONENTS: (53G,42G) (1) (34G,26G,45G) (21G,37G) (33G) (38B,23G) (48G,38G,25G,43G) (50G) (47B,40G,32G) (31G,20G,40N) (21G) (33N,34G,26G,22G) (49G,26G,43G) (48G) (31B) (36G).

STARTERS:
OFFENSE: WR Shawn Jefferson (16); LT Bruce Armstrong (16); LG Max Lane (9), Damon Denson (4), Heath Irwin (3); C Dave Wohlbaugh (16); RG Todd Rucci (16); RT Zefross Moss (14), M. Lane (2); TE Ben Coates (14), Lovett Purnell (2); WR Terry Glenn (9), Tony Simmons (6), Vincent Brisby (1); QB Drew Bledsoe (14), Scott Zolak (2); RB Robert Edwards (15), Harold Shaw (1); FB Tony Carter (7), Chris Floyd (2); 3rd TE Rod Rutledge (4), L. Purnell (3).

DEFENSE: DE Ferric Collons (13), Chris Sullivan (3); NT Chad Eaton (14), Mark Wheeler (1), Henry Thomas (1); DT H. Thomas (14), C. Sullivan (1), M. Wheeler (1); Elephant Willie McGinst (8), C. Sullivan (6), Brandon Crawford (1), Greg Spires (1); SLB Chris Slade (15), Vernon Mitchell (1); MLB Ted Johnson (13), Marty Moore (2), Todd Collins (1); WLB T. Collins (9), Tedy Bruschi (7); LCB Ty Law (16); RCB Chris Canty (9), Steve Israel (7); SS Lawyer Milloy (16); FS Willie Clay (16).

1998 Coaching Staff: Pete Carroll, Offensive Line, Jeff Davidson, Asst. Offensive Line, Ray Hamilton, Defensive Line, Ron Lynn, Defensive Backs, Johnny Parker, Strength/ Conditioning, Bo Pelini, Linebackers, Jack Reilly, Quarterbacks, Dante Scarneccia, Special Teams, Steve Sidwell, Defensive Coordinator, Carl Smith, Tight Ends, DeWayne Walker, Defensive Assistant - Secondary, Steve Walters, Wide Receivers, Kirby Wilson, Running Backs, Ernie Zampese, Offensive Coordinator.

Pro Bowl (3): TE Ben Coates (5), CB Ty Law (1), SS Lawyer Milloy (1).

PASSING	ATT	CMP	YARDS	CMP%	YDS/ATT	TD	TD%	INT	INT%	LG	SK/YDS	RATING
Bledsoe	481	263	3633	54.7	7.55	20	4.2	14	2.9	86t	36/295	80.9
Zolak	75	32	371	42.7	4.95	3	4.0	3	4.0	61t	4/49	54.9
Patriots	556	295	4004	53.1	7.20	23	4.1	17	3.1	86t	40/344	77.4
Opponents	570	336	3857	58.9	6.77	26	4.6	24	4.2	84t	36/222	77.1

1999 FINAL STATISTICS (8-8)

HEAD COACH: PETE CARROLL • TIED FOURTH IN AFC EAST • HOME STADIUM: FOXBORO STADIUM

Date	W/L	Score	Opp.	Att.
9/12	W	30-28	at N.Y. Jets	78,227
9/19	W	31-28	Indianapolis	59,640
9/26	W	16-14	N.Y. Giants	59,169
10/03	W	19-7	at Cleveland	72,368
10/10	L	14-16	at Kansas City	78,006
10/17	L	30-31	Miami	60,636
10/24	W	24-23	Denver	60,011
10/31	W	27-3	at Arizona	55,830
11/07			BYE WEEK	
11/15	L	17-24	N.Y. Jets	59,077
11/21	L	17-27	at Miami	74,295
11/28	L	7-17	at Buffalo	72,111
12/05	W	13-6	Dallas	58,444
12/12	L	15-20	at Indianapolis	56,975
12/19	L	9-24	at Philadelphia	65,475
12/26	L	10-13	Buffalo OT	55,014
1/02	W	20-3	Baltimore	50,263

TEAM STATISTICS		PATS	OPP
TOTAL FIRST DOWNS		280	281
Rushing		72	106
Passing		184	154
Penalty		24	21
3rd Down: Made/Att		79/223	81/231
3rd Down Pct.		35.4	35.1
4th Down: Made/Att		4/13	5/18
4th Down Pct.		30.8	27.8
POSSESSION AVG.		28:49	31:11
TOTAL NET YARDS		5062	4808
Avg. Per Game		316.4	300.5
Total Plays		1021	1048
Avg. Per Play		5.0	4.6
NET YARDS RUSHING		1426	1795
Avg. Per Game		89.1	112.2
Total Rushes		425	486
NET YARDS PASSING		3636	3013
Avg. Per Game		227.3	188.3
Sacked/Yards Lost		56/349	42/268
Gross Yards		3985	3281
Att./Completions		540/305	520/293
Completion Pct.		56.5	56.3
Had Intercepted		21	16
PUNTS/AVERAGE		90/41.5	95/41.2
NET PUNTING AVG.		90/34.6	95/33.7
PENALTIES/YARDS		95/812	102/775
FUMBLE/BALL LOSS TOUCHDOWNS		27/12	29/15
		3	30
Rushing		9	6
Passing		19	23
Returns		4	1

SCORE BY PERIODS	1	2	3	4	OT	TOTAL
Patriots	61	84	67	87	0	299
Opponents	70	101	56	54	3	284

SCORING	TD	Ru	Pa	Rt	PAT	FG	S	TP
Vinatieri	0	0	0	0	29/30	26/33	0	107
Allen	9	8	1	0	0	0	0	54
Jefferson	6	0	6	0	0	0	0	36
Glenn	4	0	4	0	0	0	0	24
Coates	2	0	2	0	0	0	0	12
Faulk	2	1	1	0	0	0	0	12
Simmons	2	0	2	0	0	0	0	12
Bartrum	1	0	1	0	0	0	0	6
Brown	1	0	1	0	0	0	0	6
Eaton	1	0	0	1	0	0	0	6
Katzenmoyer	1	0	0	1	0	0	0	6
Law	1	0	0	1	0	0	0	6
McGinest	1	0	0	1	0	0	0	6
Warren	1	0	1	0	0	0	0	6
Patriots	32	9	19	4	29/30	26/33	0	299
Opponents	30	6	23	1	27/27	25/30	1	284

2-Pt. Conversions: Team 0-2, Opponents 0-3.

RUSHING	NO	YDS	AVG	LG	TD
Allen	254	896	3.5	39	8
Faulk	67	227	3.4	43	1
Warren	35	120	3.4	18	0
Bledsoe	42	101	2.4	25	0
T. Carter	6	26	4.3	9	0
Shaw	9	23	2.6	12	0
L. Johnson	2	13	6.5	13	0
Floyd	6	12	2.0	6	0
Elison	2	10	5.0	8	0
C. Carter	0	0	---	---	0
Friesz	2	-2	-1.0	-1	0
Patriots	425	1426	3.4	43	9
Opponents	486	1795	3.7	60	6

RECEIVING	NO	YDS	AVG	LG	TD
Glenn	69	1147	16.6	67	4
Jefferson	40	698	17.5	68t	6
Brown	36	471	13.1	37	1
Coates	32	370	11.6	27	2
Warren	29	262	9.0	21	1
T. Carter	20	108	5.4	20	0
Simmons	19	276	14.5	58t	2
Brisby	18	266	14.8	40	0
Allen	14	125	8.9	38	1
Faulk	12	98	8.2	19	1
Rutledge	7	66	9.4	13	0
Elison	4	50	12.5	23	0
Shaw	2	31	15.5	29	0
Floyd	2	16	8.0	11	0
Bartrum	1	1	1.0	1t	1
Patriots	305	3985	13.1	68t	19
Opponents	293	3281	11.2	69t	23

INTERCEPTIONS	NO	YDS	AVG	LG	TD
Milloy	4	17	4.3	17	0
Serwanga	3	2	0.7	2	0
C. Carter	3	13	4.3	8	0
Law	2	20	10.0	27t	1
Katzenmoyer	1	57	57.0	57t	1
Bruschi	1	1	1.0	1	0
Israel	1	0	0.0	0	0
Slade	1	0	0.0	0	0
Patriots	16	110	6.9	57t	2
Opponents	21	299	14.2	84	1

PUNTING	NO	YDS	AVG	NET	TB	INZO	LG	BLK
L. Johnson	90	3735	41.5	34.6	14	23	58	0
Patriots	90	3735	41.5	34.6	14	23	58	0
Opponents	95	3914	41.2	33.7	11	20	65	1

PUNT RETURNS	NO	FC	YDS	AVG	LG	TD
Brown	38	13	405	10.7	52	0
Faulk	10	4	90	9.0	20	0
Patriots	48	17	495	10.3	52	0
Opponents	36	20	345	9.6	45	0

KICK RETURNS	NO	YDS	AVG	LG	TD
Faulk	39	943	24.2	95	0
Brown	8	271	33.9	54	0
Simmons	6	132	22.0	29	0
Jones	5	113	22.6	28	0
Warren	2	25	12.5	16	0
Elison	1	13	13.0	13	0
Sullivan	1	1	1.0	1	0
Patriots	62	1498	24.2	95	0
Opponents	64	1441	22.5	58	0

SACKS: McGinest 9.0, Slade 4.5, Katzenmoyer 3.5, Eaton 3.0, Mitchell 3.0, Thomas 3.0, Whigham 3.0, Bruschi 2.0, Collins 2.0, T. Johnson 2.0, Milloy 2.0, C. Carter 1.0, Israel 1.0, Serwanga 1.0, Sullivan 1.0, Law 0.5, Spires 0.5, Team 42.0, Opponents 56.0

FIELD GOALS	1-19	20-29	30-39	40-49	50+
Vinatieri	1/1	14/14	5/7	5/9	1/2
Patriots	1/1	14/14	5/7	5/9	1/2
Opponents	2/2	11/11	5/6	6/8	1/3

Vinatieri: (336,216,236) (266) (386,196,416) (226,216,42N) (48N,32N) (416,396,346) (286) (1) (226) (276) (1) (416,236) (286,286,266) (236,436,56N,466) (44N,386,33N,44N) (256,516)

OPPOSITIONS: (1) (0) (41N) (38N) (226,416,236) (206,336,456,456,416,536) (406,286,306,59N) (246) (266) (196,236) (286) (206,43N,346) (286,316) (436,51N) (396,236) (196).

STARTERS:
OFFENSE: WR Shawn Jefferson (16); LT Bruce Armstrong (16); LG Heath Irwin (13), Max Lane (3); C Damien Woody (16); RG Todd Rucci (14); M. Lane (2); RT Zefross Moss (13), M. Lane (2), Ed Ellis (1); TE Ben Coates (15), Rod Rutledge (1); WR Terry Glenn (13), Vincent Brisby (1), Troy Brown (1) Tony Simmons (1), QB Drew Bledsoe (16); RB Terry Allen (13), Kevin Faulk (2), Lamont Warren (1); FB Tony Carter (14); 3rd TE R. Rutledge (1); 2nd RB L. Warren (1).

DEFENSE: DE Brandon Mitchell (16); NT Chad Eaton (16); DT Henry Thomas (16); Elephant Willie McGinest (16); SLB Chris Slade (16); MLB Andy Katzenmoyer (11), Ted Johnson (5); WLB Tedy Bruschi (14), Marty Moore (2); LCB Ty Law (13), Kato Serwanga (3); RCB Steve Israel (13), Tebucky Jones (2), Terry Billups (1); SS Lawyer Milloy (16); FS Chris Carter (15), Tony George (1).

1999 Coaching Staff: Jeff Davidson, Asst. Offensive Line, Ivan Fears, Wide Receivers, Ray Hamilton, Defensive Line, Ron Lynn, Defensive Backs, Johnny Parker, Strength/Conditioning, Bo Pelini, Linebackers, Jack Reilly, Quarterbacks, Dante Scarnechia, Offensive Line, Brad Seely, Special Teams, Steve Sidwell, Defensive Coordinator, Carl Smith, Tight Ends, DeWayne Walker, Defensive Assistant - Secondary, Kirby Wilson, Running Backs, Ernie Zampese, Offensive Coordinator.

Pro Bowl (2): WR Terry Glenn (1), SS Lawyer Milloy (2).

PASSING	ATT	CMP	YARDS	CMP%	YDS/ATT	TD	TD%	INT	INT%	LG	SK/YDS	RATING
Bledsoe	539	305	3985	56.6	7.39	19	3.5	21	3.9	68t	55/342	75.6
Brown	1	0	0	0.0	0.00	0	0.0	0	0.0	0	0/0	39.6
Warren	0	0	0	---	---	0	---	0	---	---	1/7	75.4
Patriots	540	305	3985	56.5	7.38	19	3.5	21	3.9	68t	56/349	75.4
Opponents	520	293	3281	56.3	6.31	23	4.4	16	3.1	69t	42/268	77.3

2000 FINAL STATISTICS (5-11)

HEAD COACH: BILL BELICHICK • FIFTH IN AFC EAST • HOME STADIUM: FOXBORO STADIUM

Date	W/L	Score	Opp.	Att.	RUSHING	NO	YDS	AVG	LG	TD	KICK RETURNS	NO	YDS	AVG	LG	TD
9/03	L	16-21	Tampa Bay	60,292	Faulk	164	570	3.5	18	4	Faulk	37	806	21.8	40	0
9/11	L	19-20	at N.Y. Jets	77,687	Redmond	125	406	3.2	20	1	Jackson	13	323	24.8	47	0
9/17	L	13-21	Minnesota	60,292	Bledsoe	47	158	3.4	16	2	Simmons	4	82	20.5	39	0
9/24	L	3-10	at Miami	73,344	Carter	37	90	2.4	9	2	Brown	2	15	7.5	9	0
10/01	W	28-19	at Denver	75,684	Pass	18	58	3.2	11	0	Bruschi	2	13	6.5	7	0
10/08	W	24-16	Indianapolis	60,292	Brown	6	46	7.7	35	0	S. Davis	2	45	22.5	32	0
10/15	L	17-34	N.Y. Jets	60,292	Glenn	4	39	9.8	35	0	Carter	1	16	16.0	16	0
10/22	L	23-30	at Indianapolis	56,828	Shaw	9	12	1.3	5	0	Hamilton	1	0	0.0	0	0
10/29			BYE WEEK		Bishop	7	-1	-1	2	0	Redmond	1	25	25.0	25	0
11/05	L	13-16	Buffalo OT	60,292	R. Harris	3	14	4.7	7	0	Patriots	63	1325	21.0	47	0
11/12	L	11-19	at Cleveland	72,618	Floyd	2	-1	-5	0	0	Opponents	62	1350	21.8	87	1
11/19	W	16-13	at Cincinnati	60,292	Patriots	424	1390	3.3	35	9						
11/23	L	9-34	at Detroit	77,923	Opponents	495	1831	3.7	32	12						
12/04	W	30-24	Kansas City	60,292	L. Johnson	2	-1	-5	0	0						
12/10	L	17-24	at Chicago	66,944												
12/17	W	13-10	at Buffalo OT	47,230												
12/24	L	24-27	Miami	60,292												

TEAM STATISTICS	PATS	OPP
TOTAL FIRST DOWNS	80	326
Rushing	283	108
Passing	172	184
Penalty	31	34
3rd Down: Made/Att	82/234	103/237
3rd Down Pct.	35.0	43.5
4th Down: Made/Att	13/26	9/10
4th Down Pct.	50.0	90.0
POSSESSION AVG.	28:56	31:04
TOTAL NET YARDS	4571	5353
Avg. Per Game	285.7	334.6
Total Plays	1037	1068
Avg. Per Play	4.4	5.0
NET YARDS RUSHING	1390	1831
Avg. Per Game	86.9	114.1
Total Rushes	424	495
NET YARDS PASSING	3181	3522
Avg. Per Game	198.8	220.1
Sacked/Yards Lost	48/280	29/172
Gross Yards	3461	3694
Att./Completions	565/328	544/321
Completion Pct.	58.1	59.0
Had Intercepted	15	10
PUNTS/AVERAGE	90/42.2	87/40.4
NET PUNTING AVG.	90/36.8	87/31.9
PENALTIES/YARDS	99/185	95/1897
FUMBLES/BALL LOST	23/10	27/13
TOUCHDOWNS	28	38
Rushing	9	12
Passing	18	23
Returns	1	3

SCORE BY PERIODS	1	2	3	4	OT	TOTAL
Patriots	76	86	30	81	3	276
Opponents	53	122	52	108	3	338

SCORING	TD	Ru	Pa	Rt	PAT	FG	S	TP
Vinatieri	0	0	0	0	25/25	27/33	0	106
Glenn	6	0	0	0	0	0	0	36
Faulk	5	4	1	0	0	0	0	32
Brown	5	0	4	1	0	0	0	30
Redmond	3	1	2	0	0	0	0	18
Bjornson	2	0	2	0	0	0	0	12
Bledsoe	2	2	0	0	0	0	0	12
Carter	2	2	0	0	0	0	0	12
Wiggins	1	0	1	0	0	0	0	6
Rutledge	1	0	1	0	0	0	0	6
Simmons	1	0	1	0	0	0	0	6
Patriots	28	9	18	1	25/25	27/33	0	276
Opponents	38	12	23	3	34/34	24/32	1	338

2-Pt. Conversions: Patriots 1-3 (Faulk), Opponents 1-4.

RECEIVING	NO	YDS	AVG	LG	TD
TOTAL FIRST DOWNS	83	944	11.4	44	4
Brown	79	963	12.2	39	6
Glenn	51	465	9.1	52	1
Bjornson	20	152	7.6	19	2
Redmond	20	126	6.3	20	2
Wiggins	16	203	12.7	59	1
Rutledge	15	103	6.9	16	1
Simmons	14	231	16.5	46	1
Carter	9	73	8.1	21	0
Calloway	5	95	19.0	28	0
Jackson	5	44	8.8	13	0
Pass	4	17	4.3	15	0
S. Davis	2	12	6.0	9	0
Shaw	2	11	5.5	8	0
R. Harris	2	1	0.5	2	0
Floyd	1	21	21.0	21	0
Patriots	328	3461	10.6	59	18
Opponents	321	3694	11.5	81	23

INTERCEPTIONS	NO	YDS	AVG	LG	TD
Law	2	32	16.0	32	0
Moore	2	20	10.0	20	0
Jones	2	2	1.0	2	0
Smith	1	56	56.0	56	0
Langham	1	24	24.0	24	0
Thomas	1	16	16.0	16	0
A. Harris	1	11	11.0	11	0
Patriots	10	161	16.1	56	0
Opponents	15	208	13.9	10	2

PUNTING	NO	YDS	AVG	NET	TB	IN20	LG	BLD
L. Johnson	89	3798	42.7	36.8	5	31	62	1
Patriots	90	3798	42.2	36.8	5	31	62	1
Opponents	87	3513	40.4	31.9	9	23	62	0

PUNT RETURNS	NO	FC	YDS	AVG	LG	BLD
Brown	39	19	504	12.9	66	1
Faulk	6	3	58	9.7	35	0
Patriots	45	22	562	12.5	66	1
Opponents	43	21	384	8.9	56	0

SACKS: McGinest 6.0, Spires 6.0, Thomas 4.5, Slade 4.0, Eaton 2.5, Serwanga 2.0, Hamilton 1.5, Bruschi 1.0, A. Harris 1.0, T. Johnson 0.5, Patriots 29.0, Opponents 48.0.

FIELD GOALS	1-19	20-29	30-39	40-49	50+
Vinatieri	0/0	11/13	8/9	7/8	1/3
Patriots	0/0	11/13	8/9	7/8	1/3
Opponents	1/1	5/7	11/13	7/11	0/0

Vinatieri: (306, 55N) (326, 356, 306, 336, 29N) (44N) (406, 53N) (1) (21G) (23G) (27G, 266, 28G) (486, 43G) (38G) (38G, 21G, 22G) (24G, 47G, 43G) (48G, 53G, 37N, 27G) (40G) (22G, 27N, 24G) (33G).

OPPOSITIONS: (1) (0) (43G) (206, 43N) (33G, 336, 34G) (38G, 46N, 27G) (86G) (19G, 48G, 32G) (39G, 43G, 35G, 35G) (28G, 30N, 45G) (31G, 36G) (42G) (24G, 47N) (25G, 23N, 30B) (47G, 47N, 28N, 49G).

STARTERS:
OFFENSE: WR Troy Brown (15); LT Bruce Armstrong (16); LG Joe Andruzzi (11), Adrian Klemm (3), Derrick Fletcher (2); C Damien Woody (16); RG Sale Isaia (14), Max Lane (2); RT Grant Williams (8), Greg Robinson-Randall (4), M. Lane (3), A. Klemm (1); TE Rod Rutledge (10), Eric Bjornson (6); WR Terry Glenn (16); QB Drew Bledsoe (16); RB Kevin Faulk (9), J.R. Redmond (5), Patrick Pass (2); FB Tony Carter (6); 2nd TE Jermaine Wiggins (2), R. Rutledge (1), Chris Eitzmann (1); 3rd WR Chris Calloway (2) Curtis Jackson (2), Tony Simmons (2), Shockman Davis (1).

DEFENSE: DE/OB Willie McGinest (14), Brandon Mitchell (1), Greg Spires (1); DE B. Mitchell (8), Garrett Johnson (2), Chad Eaton (1), G. Spires (1), Henry Thomas (1); NT C. Eaton (12), H. Thomas (4); RDE Bobby Hamilton (16), SLB Chris Slade (15); ILB Ted Johnson (11), Rob Holmberg (4), Andy Katzenmoyer (1); WLB Ted Bruschi (16); 4th LB A. Katzenmoyer (2), R. Holmberg (1); LCB Ty Law (15), Antonio Langham (1); RCB Otis Smith (12), A. Langham (4); SS Lawyer Milloy (16), FS Tebucky Jones (9), Larry Whigham (4), O. Smith (2), A. Langham (1); 5th DB A. Langham (1).

2000 Coaching Staff: Ned Burke, Coaching Assistant; Brian Daboll, Coaching Assistant; Jeff Davidson, Assistant Offensive Line; Ivan Fears, Wide Receivers; Mark Jackson, coaching assistant; Pepper Johnson, Assistant Linebackers; Eric Mangini, Defensive Backs; Randy Melvin, Defensive Line; Markus Paul, Assistant Strength and Conditioning; Dick Rehebin, Quarterbacks; Rob Ryan, Linebackers; Dante Scarnechia, Assistant Head Coach/Offensive Line; Brad Seely, Special Teams; DeWayne Walker, Defensive Assistant; Charlie Weis, Offensive Coordinator/Running Backs; Mike Woicik, Strength and Conditioning.

Pro Bowl (0)

PASSING	ATT	CMP	YARDS	CMP%	YDS/ATT	TD	TD%	INT	INT%	LG	SK/YDS	RATING
Bledsoe	531	312	3291	58.8	6.20	17	3.2	13	2.4	59	45/264	77.3
Friesz	21	11	66	52.4	3.14	0	0.0	1	4.8	17	3/16	39.0
Bishop	9	3	80	33.3	8.89	1	11.1	1	11.1	44	0/0	64.4
Brady	3	1	6	33.3	2.00	0	0.0	0	0.0	0	0/0	42.4
L. Johnson	1	1	18	100.0	18.00	0	0.0	0	0.0	18	0/0	118.8
Patriots	565	328	3461	58.1	6.13	18	3.2	15	2.7	59	48/280	75.5
Opponents	544	321	3694	59.0	6.79	23	4.2	10	1.8	81	29/172	86.0

2001 FINAL STATISTICS (11-5)

HEAD COACH: BILL BELICHICK • AFC EAST DIVISION CHAMPIONS • HOME STADIUM: FOXBORO STADIUM

Date	W/L	Score	Opp.	Att.
9/09	L	17-23	at Cincinnati	51,521
9/23	L	3-10	N.Y. Jets	60,292
9/30	W	44-13	Indianapolis	60,292
10/07	L	10-30	at Miami	73,024
10/14	W	29-26	San Diego OT	60,292
10/21	W	38-17	at Indianapolis	56,022
10/28	L	20-31	at Denver	74,750
11/04	W	24-10	at Atlanta	45,572
11/11	W	21-11	Buffalo	60,292
11/18	L	17-24	St. Louis	60,292
11/25	W	34-17	New Orleans	60,292
12/02	W	17-16	at N.Y. Jets	78,712
12/09	W	27-16	Cleveland	60,292
12/16	W	12-9	at Buffalo OT	45,527
12/22	W	20-13	Miami	60,292

AFC PLAYOFFS			
1/9	W	16-13	Oakland OT 60,292
1/17	W	24-17	at Pittsburgh 64,704
SUPER BOWL XXXVI (at New Orleans, La.)			
2/03	W	20-17	St. Louis 72,922

TEAM STATISTICS		PATS	OPP
TOTAL FIRST DOWNS 292 303			
Rushing	101	99	
Passing	163	171	
Penalty	28	33	
3rd Down: Made/Att	91/221	80/215	
3rd Down Pct.	41.2	37.2	
4th Down: Made/Att	7/17	5/15	
4th Down Pct.	41.2	33.3	

POSSESSION AVG.		30-48	29-12
TOTAL NET YARDS 4882 5352			
Avg. Per Game	305.1	334.5	
Total Plays	1001	1016	
Avg. Per Play	4.9	5.3	
NET YARDS RUSHING 1793 1855			
Avg. Per Game	112.1	115.9	
Total Rushes	473	429	
NET YARDS PASSING 3089 3497			
Avg. Per Game	193.1	218.6	
Sacked/Yards Lost	46/237	41/234	
Gross Yards	3326	3731	
Att./Completions	482/306	546/299	
Completion Pct.	63.5	54.8	
Had Intercepted	15	22	

PUNTS/AVERAGE		74/41.1	73/39.5
NET PUNTING AVG. 74/38.1 73/31.6			
PENALTIES/YARDS 92/802 93/839			
FUMBLES/BALL LOST 29/13 23/13			
TOUCHDOWNS 43 43			
Rushing	15	7	
Passing	21	15	
Returns	7	4	

SCORE BY PERIODS					1	2	3	4	OT	TOTAL
Patriots 74 133 58 100 6 371										
Opponents 54 51 94 73 0 272										

SCORING		TD	Ru	Pa	Rt	PAT	FG	S	TP
Vinatieri	0	0	0	0	41/42	24/30	0	0	113
A. Smith	13	12	1	0	0	0	0	0	78
Brown	7	0	5	2	0	0	0	0	42
Patten	5	1	4	0	0	0	0	0	30
Wiggins	4	4	0	0	0	0	0	0	24
M. Edwards	3	1	2	0	0	0	0	0	18
Faulk	3	1	2	0	0	0	0	0	18
Law	2	0	2	0	0	0	0	0	12
O. Smith	2	0	2	0	0	0	0	0	12
Buckley	1	0	1	0	0	0	0	0	6
Glenn	1	0	1	0	0	0	0	0	6
C. Johnson	1	0	1	0	0	0	0	0	6
Pass	1	0	1	0	0	0	0	0	6
Patriots 43 15 21 7 41/42 24/30 0 371									
Opponents 26 7 15 4 22/22 30/41 0 272									

2-Pt. Conversions: Patriots 0-1, Opponents 2-4

PASSING	ATT	CMP	YARDS	CMP%	YDS/ATT	TD	TD%	INT	INT%	LG	SK/YDS	RATING
Brady	413	264	2843	63.9	6.88	18	4.4	12	2.9	91	41/216	86.5
Bledsoe	66	40	400	60.6	6.06	2	3.0	2	3.0	58	5/21	75.3
Patten	2	1	60	50.0	30.00	1	50.0	1	50.0	60	0/0	95.8
Faulk	1	1	23	100.0	23.00	0	0.0	0	0.0	23	0/0	118.8
Patriots 482 306 3326 63.5 6.90 21 4.4 15 3.1 91 46/237 85.3												
Opponents 546 299 3731 54.8 6.83 15 2.7 22 4.0 68 41/234 68.6												

RUSHING	NO	YDS	AVG	LG	TD
A. Smith	287	1157	4.0	44	12
Faulk	41	169	4.1	24	1
M. Edwards	51	141	2.8	14	1
Redmond	35	119	3.4	16	0
Brown	11	91	8.3	31	0
Patten	5	67	13.4	29t	1
Brady	36	43	1.2	12	0
Bledsoe	5	18	3.6	8	0
Pass	1	7	7.0	7	0
L. Johnson	1	-19	-19.0	-19	0
Patriots 473 1793 3.8 44 15					
Opponents 429 1855 4.3 58 7					

RECEIVING	NO	YDS	AVG	LG	TD
Brown	101	1199	11.9	60t	5
Patten	51	749	14.7	91t	4
Faulk	30	189	6.3	28	2
M. Edwards	25	166	6.6	17	2
A. Smith	19	192	10.1	41t	1
Glenn	14	204	14.6	23	1
Wiggins	14	133	9.5	31	4
C. Johnson	14	111	7.9	24t	1
Redmond	13	132	10.2	17	0
Pass	6	66	11.0	23t	1
Rutledge	5	35	7.0	9	0
Small	4	29	7.3	11	0
Emanuel	4	25	6.3	16	0
Coleman	2	50	25.0	46	0
Jackson	2	16	8.0	12	0
Brady	1	23	23.0	23	0
Cox	1	7	7.0	7	0
Patriots 306 3326 10.9 91t 21					
Opponents 299 3731 12.5 68 15					

INTERCEPTIONS	NO	YDS	AVG	LG	TD
O. Smith	5	181	36.2	78t	2
Law	3	91	30.3	46t	2
Buckley	3	76	25.3	52t	1
Vrabel	2	27	13.5	15	0
Milloy	2	21	10.5	21	0
Had	2	7	3.5	4	0
Pleasant	2	0	0.0	0	0
Phifer	1	14	14.0	14	0
Stevens	1	9	9.0	9	0
T. Jones	1	-4	-4.0	-4	0
Patriots 22 422 19.2 78t 5					
Opponents 15 273 18.2 49t 2					

PUNTING	NO	YDS	AVG	NET	TB	INZO	LG	BLK
Walter	49	1964	40.1	38.1	2	24	58	0
L. Johnson	24	1045	43.5	38.3	3	3	76	0
Vinatieri	1	33	33.0	33.0	0	1	33	0
Patriots 74 3042 41.1 38.1 5 28 76 0								
Opponents 73 2885 39.5 31.6 7 18 61 0								

PUNT RETURNS	NO	FC	YDS	AVG	LG	TD
Brown	29	15	413	14.2	85t	2
Faulk	4	0	27	6.8	10	0
Patriots 33 15 440 13.3 85t 2						
Opponents 26 17 124 4.8 26 0						

SACKS: Hamilton 7.0, McGinest 6.0, Pleasant 6.0, Milloy 3.0, Seymour 3.0, Vrabel 3.0, Bruschi 2.0, Phifer 2.0, O. Smith 2.0, Buckley 1.0, T. Jones 1.0, Law 1.0, Mitchell 1.0, Parker 1.0, Patriots 41.0, Opponents 46.0

KICK RETURNS	NO	YDS	AVG	LG	TD
Faulk	33	662	20.1	42	0
Pass	10	222	22.2	32	0
Kelly	7	123	17.6	28	0
Jackson	2	30	15.0	19	0
Patten	2	44	22.0	24	0
Redmond	2	57	28.5	30	0
Brown	1	13	13.0	13	0
Bruschi	1	10	10.0	10	0
M. Edwards	1	23	23.0	23	0
Patriots 59 1184 20.1 42 0					
Opponents 75 1658 22.1 64 0					

FIELD GOALS	1-19	20-29	30-39	40-49	50+
Vinatieri	1/1	8/8	7/8	7/12	1/1
Patriots 1/1 8/8 7/8 7/12 1/1					
Opponents 2/2 11/12 8/9 7/14 2/4					

Vinatieri: (396) (246) (476,486,356) (376) (266, 44N,236,44G) (43G) (246,44G) (48G) (43N,45N) (336)(46N)(28G)(54G,386,39N,48W)(406,326,256,236)(32G,23G)(19G).

OPPONENTS: (366,476,336) (266) 0 (196,346,276) (216,36N,276,59N) (46G,42G,258,42G,24G) (50G) (58N,49N,20G) (24G,49N) (42N,35G) (48N,43N,31G) (196,406,50G) (276,396,22G) (43N,416,256,416) (366,366)(296,40G)

STARTERS:
OFFENSE: WR Troy Brown (13), Charles Johnson (1), David Patten (1); LT Matt Light (12), Grant Williams (4); LG Mike Compton (15), Damien Woody (1); C D. Woody (14), M. Compton (1), Grey Ruegamer (1); RG Joe Andruzzi (16); RT Greg Robinson-Randall (16); TE Rod Rutledge (13), Jermaine Braxton (3); WR D. Patten (13), Bert Emanuel (1); QB Tom Brady (14), Drew Bledsoe (2); RB Antwan Smith (15), Kevin Faulk (1); FB Marc Edwards (13); 2nd TE J. Wiggins (3), R. Rutledge (1); 3rd WR C. Johnson (3); T. Glenn (1).

DEFENSE: DE Bobby Hamilton (15), Willie McGinest (1); NT/DT Brandon Mitchell (11), Richard Seymour (3), Jace Saylor (1), DE/DT Anthony Pleasant (9), R. Seymour (7); OLB/DE A. Pleasant (7), Mike Vrabel (6), W. McGinest (7); ILB/OLB Bryan Cox (7), M. Vrabel (6), W. McGinest (1); P/FLB MLB Tedy Bruschi (9), Ted Johnson (5); OLB Roman Phifer (16); LCB Ty Law (16); RCB OTS Smith (15), Terrell Buckley (1); SS Lawyer Milloy (16); FS Tebucky Jones (12), Matt Stevens (3); 5th DB Terrence Shaw (4), Antwan Harris (1); 6th DB M. Stevens (1).

2001 Coaching Staff: Ned Burke, Coaching Assistant; Romeo Crennel, Defensive Coordinator, Brian Daboll, Coaching Assistant; Jeff Davidson, Assistant Offensive Line; Ivan Fears, Wide Receivers; Pepper Johnson, Inside Linebackers; Eric Mangini, Defensive Backs; Randy Melvin, Defensive Line; Markus Paul, Assistant Strength and Conditioning; Rob Ryan, Outside Linebackers; Dante Scarnecchia, Assistant Head Coach/Offensive Line; Brad Seely, Special Teams; Charlie Weiss, Offensive Coordinator/ Running Backs; Mike Woicik, Strength and Conditioning.

Pro Bowl (4): QB Tom Brady (1), WR Troy Brown (1), CB Ty Law (2), S Lawyer Milloy (3).

RESULTS

2002 FINAL STATISTICS (9-7)

HEAD COACH: BILL BELICHICK • SECOND IN AFC EAST • HOME STADIUM: Gillette Stadium

Date	W/L	Score	Opp.	Att.	RUSHING	NO	YDS	AVG	LG	TD	KICK RETURNS	NO	YDS	AVG	LG	TD
9/09	W	30-14	Pittsburgh	68,436	A. Smith	252	982	3.9	42t	6	Branch	36	863	24.0	63	0
9/15	W	44-7	at N.Y. Jets	78,726	Faulk	52	271	5.2	45t	2	Faulk	26	725	27.9	87t	2
9/22	W	41-38	at Kansas City OT	68,436	Brady	42	110	2.6	15	1	Pass	7	123	17.6	28t	0
9/29	L	14-21	at San Diego	66,463	Edwards	31	96	3.1	17	0	Edwards	3	27	9.0	15	0
10/06	L	13-26	at Miami	73,369	Pass	4	27	6.8	13	0	Bruschi	1	11	11.0	11	0
10/13	L	10-28	Green Bay	68,436	Brown	3	14	4.7	21	0	J. Green	1	10	10.0	10	0
10/27	L	16-24	BYE WEEK		Patten	2	6	3.0	7	0	Redmond	1	12	12.0	12	0
11/03	W	38-7	at Buffalo	73,448	Huard	1	4	4.0	4	0	Patriots	75	1771	23.6	87t	2
11/10	W	33-30	at Chicago	63,105	Redmond	4	2	0.5	5	0	Opponents	73	1493	20.5	57	0
11/17	L	20-27	at Oakland	62,552	Branch	2	0	0.0	4	0	FIELD GOALS	1-19	20-29	30-39	40-49	50+
11/24	W	24-17	Minnesota	68,436	Davey	2	-4	-2.0	-2	0	Vinateri	0/0	6/6	12/12	8/10	1/2
11/28	W	20-12	at Detroit	62,109	Patriots	395	1508	3.8	45t	9	Patriots	0/0	6/6	12/12	8/10	1/2
12/08	W	27-17	Buffalo	68,436	Opponents	467	2198	4.7	58t	17	Opponents	1/1	6/7	8/10	5/14	0/2
12/16	L	7-24	at Tennessee	68,809												
12/22	L	17-30	N.Y. Jets	68,436												
12/29	W	27-24	Miami OT	68,436												

TEAM STATISTICS	PATS	OPP
TOTAL FIRST DOWNS	304	315
Rushing	99	129
Passing	184	158
Penalty	21	28
3rd Down: Made/Att	94/220	95/221
3rd Down Pct.	42.7	43.0
4th Down: Made/Att	9/20	10/16
4th Down Pct.	45.0	62.5
POSSESSION AVG.	29:11	30:49
TOTAL NET YARDS	5085	5377
Avg. Per Game	317.8	336.1
Total Plays	1031	1032
Avg. Per Play	4.9	5.2
NET YARDS RUSHING	1508	2198
Avg. Per Game	94.3	137.4
Total Rushes	395	467
NET YARDS PASSING	3577	3179
Avg. Per Game	223.6	198.7
Sacked/Yards Lost	31/190	34/199
Gross Yards	3767	3378
Att./Completions	605/374	531/314
Completion Pct.	61.8	59.1
Had Intercepted	14	18
PUNTS/AVERAGE	71/38.4	68/39.4
NET PUNTING YARD	71/33.2	68/32.4
PENALTIES/YARDS	108/895	99/928
FUMBLES/BALL LOST	24/10	21/11
TOUCHDOWNS	43	41
Rushing	9	17
Passing	28	23
Returns	6	1

SCORE BY PERIODS	1	2	3	4	OT	TOTAL
Patriots	65	95	99	116	6	381
Opponents	57	120	93	76	0	346

SCORING	TD	Ru	Pa	Rt	PAT	FG	S	TP
Vinateri	0	0	0	0	36/36	27/30	0	117
A. Smith	8	6	2	0	0	0	0	50
Fauria	7	0	0	0	0	0	0	44
Faulk	7	2	3	2	0	0	0	42
Patten	5	0	5	0	0	0	0	30
Brown	3	0	3	0	0	0	0	20
Branch	2	0	2	0	0	0	0	12
Bruschi	2	0	2	0	0	0	0	12
D. Hayes	2	0	2	0	0	0	0	12
Brady	1	1	0	0	0	0	0	6
Cleeland	1	1	0	0	0	0	0	6
Givens	1	0	1	0	0	0	0	6
Graham	1	0	1	0	0	0	0	6
V. Green	1	0	1	0	0	0	0	6
T. Jones	1	0	1	0	0	0	0	6
Vrabel	1	0	1	0	0	0	0	6
Patriots	43	9	28	6	36/36	27/30	0	381
Opponents	41	17	23	1	40/41	20/34	0	346

2-Pt. Conversions: Patriots 3-7, Opponents 0-0.

RECEIVING	NO	YDS	AVG	LG	TD
Brown	97	890	9.2	38	3
Patten	61	824	13.5	39	5
Branch	43	489	11.4	49t	2
Faulk	37	379	10.2	36t	3
A. Smith	31	243	7.8	35	2
Fauria	27	253	9.4	33	7
Edwards	23	196	8.5	27	0
Cleeland	16	112	7.0	22	1
Graham	15	150	10.0	31	1
D. Hayes	12	133	11.1	40t	2
Givens	9	92	10.2	30	1
Redmond	2	5	2.5	3	0
Vrabel	1	1	1.0	1t	1
Patriots	374	3767	10.1	49t	28
Opponents	314	3378	10.8	52t	23

INTERCEPTIONS	NO	YDS	AVG	LG	TD
Buckley	4	50	12.5	39	0
Law	4	33	8.3	29	0
Bruschi	2	75	37.5	48t	2
O. Smith	2	21	10.5	22	0
V. Green	1	90	90.0	90t	1
Seymour	1	6	6.0	6	0
McGinest	1	2	2.0	2	0
Hamilton	1	0	0.0	0	0
T. Jones	1	0	0.0	0	0
Vrabel	1	0	0.0	0	0
Patriots	18	277	15.4	90t	3
Opponents	14	177	12.6	46	1

PUNTING	NO	YDS	AVG	NET	TB	INTO	LG	BLK
Walter	70	2723	38.9	33.3	9	19	55	1
Patriots	71	2723	38.4	33.3	9	19	55	1
Opponents	68	2680	39.4	32.4	9	15	62	0

PUNT RETURNS	NO	FC	YDS	AVG	LG	TD
Brown	24	10	175	7.3	27	0
Faulk	8	4	65	8.1	16	0
Branch	2	0	58	29.0	40	0
Patriots	34	14	298	8.8	40	0
Opponents	24	18	181	7.5	34	0

SACKS: McGinest 5.5, Seymour 5.5, Bruschi 4.5, Vrabel 4.5, Pleasant 3.0, J. Green 2.5, Hamilton 2.0, Johnson 1.5, T. Jones 1.5, Holsely 1.0, Law 1.0, Phifer 0.5, Patriots 34.0, Opponents 31.0.

FIELD GOALS	1-19	20-29	30-39	40-49	50+
Vinateri	0/0	6/6	12/12	8/10	1/2
Patriots	0/0	6/6	12/12	8/10	1/2
Opponents	1/1	6/7	8/10	5/14	0/2

OPPONENTS: (39N) (0) (39G) (50B) (45N,40G,33G) (42N) (48N,39G,39N) (50N,25N,45N) (39G,40G,32G) (39G,49B,28G) (43B,38G,41N) (23G,45G,39G,46G) (26G) (45N,28G) (39G,23G,43G) (47N,28G).

STARTERS: WR Troy Brown (13), Deion Branch (2), Donald Hayes (1); LT Matt Light (16); LG Mike Compton (15), Joe Andruzzi (1); C Damien Woody (13), Grey Ruggamer (2), M. Compton (1); RG J. Andruzzi (12), D. Woody (2), Adrian Klemm (1), Stephen Neal (1); RT Kennyatta Jones (11), Greg Randall (3), A. Klemm (2); TE Christian Fauria (13), Daniel Graham (2), Cameron Cleeland (1); WR David Patten (14); QB Tom Brady (16); RB Antonio Smith (15); FB Marc Edwards (11); 2nd TE D. Graham (4); 3rd WR D. Branch (5).

DEFENSE: DE Bobby Hamilton (9), Willie McGinest (7); DT/NT B. Hamilton (6), Steve Martin (5), Richard Seymour (3), Rick Lyle (2); DT/DE R. Seymour (13), Anthony Pleasant (2), W. McGinest (1); DE/OLB A. Pleasant (9), Jarvis Green (4), Mike Vrabel (3); OLB/ILB M. Vrabel (10), Tedy Bruschi (3), W. McGinest (1); MLB/ILB Ted Johnson (11), T. Bruschi (5); OLB Roman Phifer (14), T. Bruschi (1), W. McGinest (1); LCB Ty Law (16); RCB Otis Smith (13), Terrell Buckley (2), Leonard Myers (1); SS Lawyer Milloy (16); FS Tebucky Jones (12), Victor Green (4); 5th Defensive Back V. Green (2).

2002 Coaching Staff: Romeo Crennel, Defensive Coordinator/Defensive Line; Brian Daboll, Wide Receivers; Jeff Davidson, Assistant Offensive Line/Tight Ends; Ivan Fears, Running Backs; Pepper Johnson, Inside Linebackers; Eric Mangini, Defensive Backs; Markus Paul, Assistant Strength and Conditioning; Rob Ryan, Outside Linebackers; Dante Scarnecchia, Assistant Head Coach/Offensive Line; Brad Seely, Special Teams; Charlie Weis, Offensive Coordinator/Quarterbacks; Mike Woicik, Strength and Conditioning.

Pro Bowl (6): SpJ Larry Izzo (2); CB Ty Law (3), S Lawyer Milloy (4), DT Richard Seymour (1), K Adam Vinateri (1), C Damien Woody (1).

PASSING	ATT	CMP	YARDS	CMP%	YDS/ATT	TD	TD%	INT	INT%	LG	SK/YDS	RATING
Brady	601	373	3764	62.1	6.26	28	4.7	14	2.3	49t	31/190	85.7
Davey	2	1	3	50.0	1.50	0	0.0	0	0.0	3	0/0	56.3
Faulk	1	0	0	0.0	0.00	0	0.0	0	0.0	0	0/0	39.6
Patten	1	0	0	0.0	0.00	0	0.0	0	0.0	0	0/0	39.6
Patriots	605	374	3767	61.8	6.23	28	4.6	14	2.3	49t	31/190	85.3
Opponents	531	314	3378	59.1	6.36	23	4.3	18	3.4	52t	34/199	78.2

2003 FINAL STATISTICS (14-2)

HEAD COACH: BILL BELICHICK • AFC EAST DIVISION CHAMPIONS • HOME STADIUM: GILLETTE STADIUM

Date	W/L	Score	Opp.	Att.
9/07	L	0-31	at Buffalo	73,262
9/14	W	31-10	at Philadelphia	67,624
9/21	W	23-16	N.Y. Jets	68,436
9/28	L	17-20	at Washington	83,632
10/05	W	38-30	Tennessee	68,436
10/12	W	17-6	N.Y. Giants	68,436
10/19	W	19-13	at Miami OT	73,650
10/26	W	9-3	Cleveland	68,436
11/03	W	30-26	at Denver	68,436
BYE WEEK				
11/16	W	12-0	Dallas	68,436
11/23	W	23-20	at Houston OT	70,719
11/30	W	38-34	at Indianapolis	57,102
12/07	W	12-0	Miami	68,436
12/14	W	27-13	Jacksonville	68,436
12/20	W	21-16	at N.Y. Jets	77,835
12/27	W	31-0	Buffalo	68,436

AFC PLAYOFFS				
1/10	W	17-14	Tennessee	68,436
1/18	W	24-14	Indianapolis	68,436
SUPER BOWL XXXVIII (at Houston, Texas)				
2/01	W	32-29	Carolina	71,525

TEAM STATISTICS				
TOTAL FIRST DOWNS	PATS	OPP		
Rushing	91	293		
Passing	177	177		
Penalty	26	25		
3rd Down: Made/Att	84/227	81/235		
3rd Down Pct.	37.0	34.5		
4th Down: Made/Att	6/14	6/16		
4th Down Pct.	42.9	37.5		
POSSESSION AVG.	30:50	29:10		
TOTAL NET YARDS	5039	4666		
Avg. Per Game	314.9	291.6		
Total Plays	1042	1060		
Avg. Per Play	4.8	4.4		
NET YARDS RUSHING	1607	1434		
Avg. Per Game	100.4	89.6		
Total Rushes	473	401		
NET YARDS PASSING	3432	3232		
Avg. Per Game	214.5	202.0		
Sacked/Yards Lost	32/219	41/253		
Gross Yards	3651	3485		
Att./Completions	537/320	618/328		
Completion Pct.	59.6	53.1		
Had Intercepted	13	29		
PUNTS/AVERAGE	88/37.1	90/40.6		
NET PUNTING AVG.	88/33.5	90/34.4		
PENALTIES/YARDS	111/998	107/845		
FUMBLES/BALL LOST	25/11	31/12		
TOUCHDOWNS	39	23		
Rushing	9	10		
Passing	23	11		
Returns	7	2		

SCORE BY PERIODS						
	1	2	3	4	OT	TOTAL
Patriots	80	83	79	97	9	348
Opponents	42	73	51	72	0	238

SCORING	TD	Ru	Pa	Rt	PAT	FG	S	TP
Vinateri	0	0	0	0	37/38	25/34	0	112
Givens	6	0	6	0	0	0	0	36
Cloud	5	5	0	0	0	0	0	30
T. Brown	4	0	4	0	0	0	0	24
Graham	4	0	4	0	0	0	0	24
Branch	3	0	3	0	0	0	0	18
B. Johnson	3	0	2	1	0	0	0	18
Smith	3	0	0	0	0	0	0	18
Bruschii	2	0	2	0	0	0	0	12
Fauria	2	0	2	0	0	0	0	12
Brady	1	1	0	0	0	0	0	6
Centers	1	0	1	0	0	0	0	6
Chatham	1	0	1	0	0	0	0	6
Law	1	0	0	1	0	0	0	6
McGinest	1	0	0	1	0	0	0	6
Samuel	1	0	0	1	0	0	0	6
Ward	1	0	0	1	0	0	0	6
Patriots	39	9	23	7	37/38	25/34	1	348
Opponents	23	10	11	2	21/21	25/35	1	238

PASSING	ATT	CMP	YARDS	CMP%	YDS/ATT	TD	TD%	INT	INT%	LG	SK/YDS	RATING
Brady	527	317	3620	60.2	6.87	23	4.4	12	2.3	82t	32/219	85.9
Davey	7	3	31	42.9	4.43	0	0.0	0	0.0	16	0/0	56.3
Faulk	1	0	0	0.0	0.0	0	0.0	0	0.0	0	0/0	39.6
Givens	1	0	0	0.0	0.0	0	0.0	1	100.0	0	0/0	0.0
Huard	1	0	0	0.0	0.0	0	0.0	0	0.0	0	0/0	39.6
Patriots	537	320	3651	59.6	6.80	23	4.3	13	2.4	82t	32/219	84.3
Opponents	618	328	3485	53.1	5.64	11	1.8	29	4.7	67	41/253	56.2

RUSHING	NO	YDS	AVG	LG	TD
Smith	182	642	3.5	30	3
Faulk	178	638	3.6	23	0
Cloud	27	118	4.4	42	5
Centers	21	82	3.9	13	0
Brady	42	63	1.5	11	1
T. Brown	6	27	4.5	11	0
Pass	6	27	4.5	11	0
Branch	1	11	11.0	11	0
Klecko	2	5	2.5	5	0
Patten	1	4	4.0	4	0
McCrary	3	3	1.0	4	0
Walter	2	0	0.0	0	0
Huard	1	-1	-1.0	-1	0
B. Johnson	1	-12	-12.0	-12	0
Patriots	473	1607	3.4	42	9
Opponents	401	1434	3.6	23	10

RECEIVING	NO	YDS	AVG	LG	TD
Branch	57	803	14.1	66t	3
Faulk	48	440	9.2	27	0
T. Brown	40	472	11.8	82t	4
Graham	38	409	10.8	38	4
Givens	34	510	15.0	57	6
Fauria	28	285	10.2	28	2
Centers	19	106	5.6	14	1
B. Johnson	16	209	13.1	45	2
Smith	14	92	6.6	16	0
Patten	9	140	15.6	42	0
Ward	7	106	15.1	31t	1
Pass	4	21	5.3	11	0
Stokes	2	38	19.0	31	0
McCrary	2	12	6.0	9	0
Cloud	1	8	8.0	9	0
Andruzzi	1	0	0.0	0	0
Patriots	320	3651	11.4	82t	23
Opponents	328	3485	10.6	67	11

INTERCEPTIONS	NO	YARDS	AVG	LG	TD
Law	6	112	18.7	65t	1
Poole	6	81	13.5	44	0
Wilson	4	18	4.5	10	0
Bruschii	3	26	8.7	18t	2
Harrison	3	0	0.0	2	0
Samuel	2	55	27.5	55t	1
Vrabel	2	18	9.0	14	0
Morris	1	33	33.0	33	0
McGinest	1	15	15.0	15t	1
Izzo	1	0	0.0	0	0
Patriots	29	358	12.3	65t	5
Opponents	13	122	9.4	37t	1

PUNTING	NO	YDS	AVG	NET	TB	INZO	LG	BLK
Walter	76	2865	37.7	33.6	3	25	52	1
Barnard	10	365	36.5	32.5	1	4	49	0
Brady	1	36	36.0	36.0	0	1	36	0
Patriots	88	3266	37.1	33.5	4	30	52	1
Opponents	90	3658	40.6	34.4	5	21	71	0

PUNT RETURNS	NO	FC	YDS	AVG	LG	TD
T. Brown	29	13	293	10.1	23	0
Poole	11	3	75	6.8	18	0
Faulk	5	6	66	13.2	19	0
Branch	4	1	26	6.5	11	0
B. Johnson	1	0	2	2.0	2	0
Ward	0	2	0	---	---	0
Patriots	50	25	462	9.2	23	0
Opponents	38	11	240	6.3	57t	1

SACKS: Vrabel 9.5, Seymour 8.0, McGinest 5.5, Harrison 3.0, Bruschi 2.0, Colvin 2.0, Green 2.0, Washington 2.0, Chatham 1.5, Klecko 1.5, Banta-Cain 1.0, Cherry 1.0, Pleasant 1.0, Warren 1.0, Patriots 41.0, Opponents 32.0.

KICK RETURNS	NO	YDS	AVG	LG	TD
B. Johnson	30	847	28.2	92t	1
Pass	11	254	23.1	36	0
Faulk	10	207	20.7	30	0
Cloud	2	58	29.0	19	0
Givens	2	31	15.5	20	0
Klecko	2	20	10.0	10	0
Vrabel	2	22	11.0	14	0
Bruschii	1	9	9.0	9	0
Patriots	60	1428	23.8	92t	1
Opponents	77	1623	21.1	75	0

FIELD GOALS	1-19	20-29	30-39	40-49	50+
Vinateri	0/0	16/17	4/8	5/8	0/1
Patriots	0/0	16/17	4/8	5/8	0/1
Opponents	1/1	8/8	8/11	7/14	1/1

Vinateri: (1) (27G) (24G, 22G, 47G) (23G, 46G) (34N, 39N, 48G) (42N, 28G) (25G, 30G) (27G, 48N, 28G, 38G) (40G, 46G, 28G) (23G, 26G) (21G, 38N, 32G, 37B, 28G) (43G) (29G, 54N) (22G, 31G) (1) (24N, 24G).

OPPONENTS: (44G) (57G) (41G, 39G, 30G, 42N) (38G, 29G, 48B) (48G, 43G, 46H, 33G, 37G, 41G) (22G, 47N, 49N, 34G) (23G, 34G, 35B, 35N) (29G) (44N, 43G) (1) (19G, 31G) (40G, 29G) (1) (24G, 23G, 34N) (29G) (40N).

STARTERS:
OFFENSE: WR Troy Brown (10), David Givens (3), Bethel Johnson (3); LT Matt Light (16); LG Damien Woody (12), Mike Compton (2), Joe Andruzzi (1), Russ Hochstein (1); C Dan Koppen (15), Damien Woody (1); RG Joe Andruzzi (15), Damien Woody (1); RT Tom Ashworth (13), Adrian Klemm (3); TE Christian Fauria (13), Daniel Graham (3); WR Deion Branch (9), David Patten (5); QB Tom Brady (16); RB Kevin Faulk (8), Antowain Smith (6), Michael Cloud (1); FB Larry Centers (3), Fred McCrary (3); 3rd WR Deion Branch (2), David Givens (2), Bethel Johnson (1); 4th WR Bethel Johnson (1); 2nd TE Daniel Graham (5).

DEFENSE: LE Bobby Hamilton (16); DT/NT Ted Washington (10), Ty Warren (4), Rick Lyle (1), Dan Klecko (1); DT/RE Richard Seymour (14), Jarvis Green (2); DE/OLB Willie McGinest (9), Jarvis Green (5), Rosevelt Colvin (2); OLB/ILB Roman Phifer (12), Willie McGinest (2), Ted Johnson (2); MLB/ILB Tedy Bruschi (16); OLB Mike Vrabel (9), Matt Chatham (4), Roman Phifer (3); LCB Ty Law (14), Tyrone Poole (1), Asante Samuel (1); RCB Tyrone Poole (15), Ty Law (1); SS Rodney Harrison (16); FS Eugene Wilson (15), Antwan Harris (1).

2003 Coaching Staff: Romeo Crennel, Defensive Coordinator/

2004 FINAL STATISTICS (14-2)

HEAD COACH: BILL BELICHICK • AFC EAST DIVISION CHAMPIONS • HOME STADIUM: GILLETTE STADIUM

Date	W/L	Score	Opp.	Att.
9/09	W	27-24	Indianapolis	68,756
9/19	W	23-12	at Arizona	51,557
BYE WEEK				
10/03	W	31-17	at Buffalo	72,698
10/10	W	24-10	Miami	68,756
10/17	W	30-20	Seattle	68,756
10/24	W	13-7	N.Y. Jets	68,756
10/31	L	20-34	at Pittsburgh	64,737
11/07	W	40-22	at St. Louis	66,107
11/14	W	29-6	Buffalo	68,756
11/22	W	27-19	at Kansas City	78,431
11/28	W	24-3	Baltimore	68,756
12/05	W	42-15	at Cleveland	73,028
12/12	W	35-28	at Cincinnati	68,756
12/20	L	28-29	at Miami	73,629
12/26	W	23-7	at N.Y. Jets	77,975
1/02	W	21-7	San Francisco	68,756

AFC PLAYOFFS				
1/16	W	20-3	Indianapolis	68,756
1/23	W	41-27	at Pittsburgh	65,242

SUPER BOWL XXXIX (at Jacksonville, Fla.)				
2/06	W	24-21	Philadelphia	78,125

TEAM STATISTICS			PATS	OPP
TOTAL FIRST DOWNS				
Rushing	120	83	344	290
Passing	193	177		
Penalty	31	30		
3rd Down: Made/Att	93/206	81/209		
3rd Down Pct.	45.1	38.8		
4th Down: Made/Att	4/10	13/30		
4th Down Pct.	40.0	43.3		
POSSESSION AVG.				
	31:22	28:38		
TOTAL NET YARDS				
	5722	4972		
Avg. Per Game	357.6	310.8		
Total Plays	1035	988		
Avg. Per Play	5.5	5.0		
NET YARDS RUSHING				
	2134	1572		
Avg. Per Game	133.4	98.3		
Total Rushes	524	405		
NET YARDS PASSING				
	3588	3400		
Avg. Per Game	224.3	212.5		
Sacked/Yards Lost	26/162	45/311		
Gross Yards	3750	3711		
Att./Completions	485/293	538/315		
Completion Pct.	60.4	58.6		
Had Intercepted	14	20		
PUNTS/AVERAGE				
	56/42.9	69/41.5		
NET PUNTING AVG.				
	56/33.7	69/36.8		
PENALTIES/YARDS				
	101/822	118/1014		
FUMBLES/BALL LOST				
	24/13	31/16		
TOUCHDOWNS				
Rushing	15	9		
Passing	29	18		
Returns	5	4		

SCORE BY PERIODS						
	1	2	3	4	OT	TOTAL
Patriots	87	159	102	89	0	437
Opponents	55	94	45	66	0	260

SCORING									
	TD	Ru	Pa	Rt	PAT	FG	S	TP	
Vinatieri	0	0	0	0	48/48	31/33	0	141	
Dillon	13	12	1	0	0	0	0	80	
Graham	7	0	7	0	0	0	0	42	
Patten	7	0	7	0	0	0	0	42	
Branch	4	0	4	0	0	0	0	24	
Faulk	3	2	1	0	0	0	0	18	
Givens	3	0	3	0	0	0	0	18	
Fauria	2	0	2	0	0	0	0	12	
B. Johnson	2	0	1	1	0	0	0	12	
Vrabel	2	0	2	0	0	0	0	12	
Abdullah	1	1	0	0	0	0	0	6	
Brown	1	0	1	0	0	0	0	6	
Gay	1	0	1	0	0	0	0	6	
Green	1	0	1	0	0	0	0	6	
Samuel	1	0	1	0	0	0	0	6	
Seymour	1	0	1	0	0	0	0	6	
Patriots	49	15	29	5	48/48	31/33	0	437	
Opponents	31	9	18	4	23/23	15/18	0	260	

2-Pt. Conversions: Patriots 1-1 (Dillon), Opp. 3-8.

RUSHING									
	NO	YDS	AVG	LG	TD				
Dillon	345	1635	4.7	44	12				
Faulk	54	255	4.7	20	2				
Pass	39	141	3.6	19	0				
Coobs	22	50	2.3	13	0				
Brady	43	28	0.7	10	0				
Abdullah	13	13	1.0	5	1				
B. Johnson	2	8	4.0	11	0				
Patten	1	5	5.0	5	0				
Izzo	1	0	0.0	0	0				
Davey	4	-1	-0.2	3	0				
Patriots	524	2134	4.1	44	15				
Opponents	405	1572	3.9	34	9				

RECEIVING									
	NO	YDS	AVG	LG	TD				
Givens	56	874	15.6	50	3				
Patten	44	800	18.2	48	7				
Branch	35	454	13.0	26	4				
Graham	30	364	12.1	48	7				
Pass	28	215	7.7	22	0				
Faulk	26	248	9.5	31	1				
Brown	17	184	10.8	22	1				
Fauria	16	195	12.2	25	2				
Dillon	15	103	6.9	20	1				
B. Johnson	10	174	17.4	48	1				
Weaver	8	93	11.6	25	0				
Klecko	3	18	6.0	11	0				
Watson	2	16	8.0	14	0				
Vrabel	2	3	1.5	2	2				
Abdullah	1	9	9.0	9	0				
Patriots	293	3750	12.8	50	29				
Opponents	315	3711	11.8	65	18				

INTERCEPTIONS									
	NO	YDS	AVG	LG	TD				
Wilson	4	51	12.8	24	0				
Bruschi	3	70	23.3	36	0				
Brown	3	22	7.3	17	0				
Gay	2	23	11.5	13	0				
Harrison	2	12	6.0	12	0				
Samuel	1	34	34.0	34	1				
McGinest	1	27	27.0	27	0				
Phifer	1	26	26.0	26	0				
Poole	1	21	21.0	21	0				
Banta-Cain	1	4	4.0	4	0				
Law	1	0	0.0	0	0				
Patriots	20	290	14.5	36	1				
Opponents	14	242	17.3	65	1				

PUNTING									
	NO	YDS	AVG	NET	TB	IN20	LG	BLK	
Jo. Miller	56	2350	42.0	33.7	5	19	69	0	
Patriots	56	2350	42.0	33.7	5	19	69	0	
Opponents	69	2866	41.5	26.5	21	63	0	0	

PUNT RETURNS									
	NO	FC	YDS	AVG	LG	TD			
Faulk	20	11	133	6.7	16	0			
Brown	12	3	83	6.9	23	0			
B. Johnson	4	1	8	2.0	6	0			
Poole	2	0	6	3.0	6	0			
Branch	1	0	0	0.0	0	0			
Gay	1	0	0	0.0	0	0			
Patriots	40	15	230	5.8	23	0			
Opponents	31	7	365	11.8	71	1			

SACKS: McGinest 9.5, Vrabel 5.5, Colvin 5.0, Seymour 5.0, Green 4.0, Bruschi 3.5, Warren 3.5, Harrison 3.0, Wilfork 2.0, Banta-Cain 1.5, Phifer 1.5, T. Johnson 1.0; Patriots 45.0, Opponents 26.0.

KICK RETURNS									
	NO	YDS	AVG	LG	TD				
B. Johnson	41	1016	24.8	93	1				
Pass	6	115	19.2	24	0				
Faulk	4	73	18.3	24	0				
Kasper	3	61	20.3	21	0				
Banta-Cain	1	21	21.0	21	0				
Patten	1	16	16.0	16	0				
Patriots	56	1302	23.3	93	1				
Opponents	86	2003	23.3	98	1				

FIELD GOALS									
	1-19	20-29	30-39	40-49	50+				
Vinatieri	0/0	13/13	7/7	11/12	0/1				
Patriots	0/0	13/13	7/7	11/12	0/1				
Opponents	1/1	5/5	5/6	2/3	2/3				

Vinatieri: (326,436) (296,286,246) (426) (406,47N) (406,396,306) (416,276) (436,256) (436,316,456,366) (276,246,206,456,376) (376,286) (286,406,486) (0) (0) (286,296,50N,266) (0).

OPPONENTS: (326,48N) (516,526,58N) (336) (296) (336,406,286,316) (1) (196,296) (0) (1) (446,246) (226) (0) (306) (0) (39N).

STARTERS: WR Deion Branch (9), David Patten (6), Bethel Johnson (1); LT Matt Light (16); LG Joe Andruzzi (14), Russ Hochstein (2); C Dan Koppen (16); RG Stephen Neal (14), Joe Andruzzi (2); RT Brandon Gorin (10), Tom Ashworth (6); TE Daniel Graham (14), Christian Fauria (2); WR David Givens (11), David Patten (3); QB Tom Brady (16); RB Corey Dillon (14), Kevin Faulk (1); FB Patrick Pass (4), Dan Klecko (2); 3rd WR David Patten (2), David Givens (1); 2nd TE Christian Fauria (8), Benjamin Watson (1); 3rd TE Jed Weaver (1).

DEFENSE: LE Ty Warren (16); NT Keith Taylor (10), Vince Wilfork (6); RE Richard Seymour (15), Jarvis Green (1); OLB Willie McGinest (16); LB Ted Johnson (15), Roman Phifer (1); ILB Tedy Bruschi (16); OLB Mike Vrabel (15), Roosevelt Colvin (1); LCB Ty Law (7), Asante Samuel (3), Eugene Wilson (3), Earlwind Moreland (2), Randall Gay (1); RCB Randall Gay (7), Asante Samuel (5), Tyrone Poole (4); SS Rodney Harrison (16); FS Eugene Wilson (11), Don Davis (2), Dexter Reid (2), Randall Gay (1).

2004: Coaching Staff: Romeo Crennel, Defensive Coordinator; Brian Daboll, Wide Receivers; Jeff Davidson, Assistant Offensive Line/Tight Ends; Ivan Fears, Running Backs; Pepper Johnson, Defensive Line; Eric Mangini, Defensive Backs; Josh McDaniels, Quarterbacks; Matt Patricia, Coaching Assistant; Markus Paul, Assistant Strength and Conditioning; Dean Pees, Linebackers; Dante Scarnecchia, Assistant Head Coach/Offensive Line; Brad Seely, Special Teams; Cory Udlin, Coaching Assistant; Charlie Weis, Offensive Coordinator; Mike Woicik, Strength and Conditioning.

Pro Bowl (5): QB Tom Brady (2), LB Tedy Bruschi (1), Spl Larry Lzy (3), DL Richard Seymour (3), K Adam Vinatieri (2).

PASSING	ATT	CMP	YARDS	CMP%	YDS/ATT	TD	TD%	INT	INT%	LG	SK/YDS	RATING
Brady	474	288	3692	60.8	7.79	28	5.9	14	3.0	50	26/162	92.6
Davey	10	4	54	40.0	5.40	0	0.0	0	0.0	20	0/0	57.9
Vinatieri	1	1	4	100.0	4.00	1	100.0	0	0.0	4	0/0	122.9
Patriots	485	293	3750	60.4	7.73	29	6.0	14	2.9	50	26/162	92.5
Opponents	538	315	3711	58.6	6.90	18	3.3	20	3.7	65	45/311	75.3

RESULTS

2006 FINAL STATISTICS (12-4)

HEAD COACH: BILL BELICHIK • AFC EAST DIVISION CHAMPIONS • HOME STADIUM: GILLETTE STADIUM

Date	W/L	Score	Opp.	Att.
9/10	W	19-17	Buffalo	68,756
9/17	W	24-17	at N.Y. Jets	77,595
9/24	L	7-17	Denver	68,756
10/1	W	38-13	at Cincinnati	66,035
10/08	W	20-10	Miami	68,756
BYE WEEK				
10/22	W	28-6	at Buffalo	72,180
10/30	W	31-7	at Minnesota	63,819
11/05	L	20-27	Indianapolis	68,756
11/12	L	14-17	N.Y. Jets	68,756
11/19	W	35-0	at Green Bay	70,753
11/26	W	17-13	Chicago	68,756
12/03	W	28-21	Detroit	68,756
12/10	L	0-21	at Miami	74,033
12/17	W	40-7	Houston	68,756
12/24	W	24-21	at Jacksonville	61,164
12/31	W	40-23	at Tennessee	69,143

AFC PLAYOFFS	
1/07	W 37-16
1/14	W 24-21
1/21	L 34-38

TEAM STATISTICS	PATS	OPP
TOTAL FIRST DOWNS	330	264
Rushing	121	67
Passing	181	164
Penalty	28	33
3rd Down: Made/Att	96/226	75/209
3rd Down Pct.	42.5	35.9
4th Down: Made/Att	16/20	3/11
4th Down Pct.	80.0	27.3
POSSESSION AVG.	31:35	28:25
TOTAL NET YARDS	5369	4710
Avg. Per Game	335.6	294.4
Total Plays	1055	950
Avg. Per Play	5.1	5.0
NET YARDS RUSHING	1969	1507
Avg. Per Game	123.1	94.2
Total Rushes	499	388
NET YARDS PASSING	3400	3203
Avg. Per Game	212.5	200.2
Sacked/Yards Lost	29/190	44/281
Gross Yards	3590	3484
Attempts/Completions	527/326	518/294
Completion Pct.	61.9	56.8
Had Intercepted	12	22
PUNTS/AVERAGE	69/41.3	79/41.6
NET PUNTING AVG.	69/34.6	79/34.4
PENALTIES/YARDS	98/94	102/918
FUMBLES/BALL LOST	27/15	24/13
TOUCHDOWNS	46	24
Rushing	20	11
Passing	25	10
Returns	1	3

SCORE BY PERIODS	1	2	3	4	OT	TOTAL
Patriots	74	128	73	110	0	385
Opponents	32	74	80	51	0	237

SCORING	TD	Ru	Pa	Rt	PAT	FG	S	TP
Gostkowski	0	0	0	0	43/44	20/26	0	103
Dillon	13	13	0	0	0	0	0	78
Maroney	7	6	1	0	0	0	0	42
Caldwell	4	0	4	0	0	0	0	26
Brown	4	0	4	0	0	0	0	26
Faulk	3	1	2	0	0	0	0	18
Jackson	3	0	3	0	0	0	0	18
Watson	3	0	3	0	0	0	0	18
Gabriel	3	0	3	0	0	0	0	18
Graham	2	0	2	0	0	0	0	12
Gaffney	1	0	1	0	0	0	0	6
Thomas	1	0	1	0	0	0	0	6
Hobbs	1	0	1	0	0	0	0	6
Evans	1	0	1	0	0	0	0	6
Warren	0	0	0	0	0	0	0	1
Patriots	46	20	25	1	43/44	20/26	1	385
Opponents	24	11	0	3	23/23	22/30	1	237

2-Pt. Conversions: Patriots 2-2 (Brown, Caldwell), Opponents 1-4.

RUSHING	NO	YDS	AVG	LG	TD
Dillon	199	812	4.1	50	13
Maroney	175	745	4.3	41	6
Faulk	25	123	4.9	11t	1
Evans	27	117	4.3	35	0
Brady	49	102	2.1	22	0
Jackson	4	22	5.5	14	0
Pass	6	21	3.5	6	0
Brown	2	18	9.0	16	0
Kight	1	8	8.0	8	0
Caldwell	1	5	5.0	5	0
Cassel	2	4	2.0	5	0
Testaverde	8	-8	-1.0	-1	0
Patriots	499	1969	3.9	50	20
Opponents	388	1507	3.9	74t	11

RECEIVING	NO	YDS	AVG	LG	TD
Caldwell	61	760	12.5	62t	4
Watson	49	643	13.1	40	3
Brown	43	384	8.9	23	4
Faulk	43	356	8.3	43t	2
Gabriel	25	344	13.8	45	3
Maroney	22	194	8.8	31	1
Graham	21	235	11.2	29	2
Dillon	15	147	9.8	52	0
Jackson	13	152	11.7	35t	3
Thomas	11	159	14.5	36	1
Gaffney	11	142	12.9	33	1
Evans	7	34	4.9	11	1
Pass	2	24	12.0	16	0
Childress	2	7	3.5	5	0
Kight	1	9	9.0	9	0
Patriots	326	3590	11	62t	25
Opponents	294	3484	11.9	83t	10

INTERCEPTIONS	NO	YDS	AVG	LG	TD
Samuel	10	120	12.0	33	0
Vrabel	3	0	0.0	2	0
Hobbs	2	79	39.5	70	0
Scott	2	32	16.0	32	0
Sanders	1	21	21.0	21	0
Bruschi	1	8	8.0	8	0
Harrison	1	2	2.0	2	0
Hawkins	1	0	0.0	0	0
Seymour	1	0	0.0	0	0
Patriots	22	262	11.9	70	0
Opponents	12	72	6.0	38	0

PUNTING	NO	YDS	AVG	NET	TB	IN20	LG	BLK
Miller	43	1848	43.0	35.8	7	12	62	0
Walter	16	591	36.9	33.7	0	5	47	0
Sauerbrun	10	408	40.8	30.7	0	2	58	0
Patriots	69	2847	41.3	34.6	7	19	62	0
Opponents	79	3283	41.6	34.4	7	27	61	0

PUNT RETURNS	NO	FC	YDS	AVG	LG	TD
Faulk	31	5	330	10.6	43	0
Jackson	3	0	76	25.3	39	0
Brown	2	9	16	8.0	12	0
Patriots	36	14	422	11.7	43	0
Opponents	29	15	322	11.1	81t	2

SACKS: Colvin 8.5, Green 7.5, Warren 7.5, Banta-Cain 5.5, Vrabel 4.5, Seymour 4.0, Bruschi 1.5, Harrison 1.0, Sanders 1.0, Seau 1.0, Wilfork 1.0; Patriots 44.0, Opponents 29.0.

KICK RETURNS	NO	YDS	AVG	LG	TD
Maroney	28	783	28.0	77	0
Faulk	17	364	21.4	31	0
Hobbs	10	360	36.0	93t	1
Banta-Cain	2	25	12.5	16	0
Jackson	1	21	21.0	21	0
Patriots	58	1553	26.8	93t	1
Opponents	68	1547	22.8	70	0

FIELD GOALS	1-19	20-29	30-39	40-49	50+
Gostkowski	0/0	10/11	7/10	2/4	1/1
Patriots	0/0	10/11	7/10	2/4	1/1
Opponents	0/0	7/8	6/7	8/12	1/3

Gostkowski: (32G) (20G,29B) (37B) (48B,24G) (35G,31G) (1) (23G) (49G,36B,26G) (31G,21G) (1) (52G) (25G,27G) (1) (36G,32G,31G,21G) (48G,49N) (28G,26G,33N).

OPPONENTS: (53G) (42G) (23G) (40G,45G) (40B,40G,50N) (40G,46G) (1) (23G,37B,31G,46N) (34G) (44N) (45B,46G,32G) (29G,38G,49G,26G) (35G,33G) (1) (53N) (25G,23N,27G,27G).

STARTERS:
OFFENSE: WR Reche Caldwell (14), Chad Jackson (1); LT Matt Light (16); LG Logan Mankins (16); C Dan Koppin (16); RG Stephen Neal (13), Billy Yates (3); RT Nick Kazur (9), Ryan O'Callaghan (6), Wesley Britt (1); TE Benjamin Watson (13), Daniel Graham (2), David Thomas (1); WR Troy Brown (9), Doug Gabriel (4), Jabar Gaffney (2); QB Tom Brady (16); RB Corey Dillon (13), Kevin Faulk (1); 2nd TE Daniel Graham (9), David Thomas (1); 3rd TE David Thomas (1); 3rd WR Jabar Gaffney (4); 4th WR Doug Gabriel (1), Kelvin Kight (1); FB Heath Evans (3).

DEFENSE: LE Ty Warren (15), Jarvis Green (1); NT/LT Vince Wilfork (13), Mike Wright (3); RE/RDT Richard Seymour (14), Mike Wright (1), Jarvis Green (1); RE/OLB Roosevelt Colvin (8), Tully Banta-Cain (5), Jarvis Green (2), Richard Seymour (1); ILB Tedy Bruschi (14), Mike Vrabel (2); ILB/OLB Junior Seau (10), Mike Vrabel (6); OLB Mike Vrabel (8), Roosevelt Colvin (7); LCB Chad Scott (6); Asante Samuel (6), Ellis Hobbs (4); RCB Asante Samuel (9), Ellis Hobbs (5), Chad Scott (2); SS Rodney Harrison (10), James Sanders (5), Chad Scott (1); FS Artrell Hawkins (12), Eugene Wilson (4); 5th Defensive Back Hank Poteat (1).

2006 Coaching Staff: Joel Collier, Secondary; Brian Daboll, Wide Receivers; Ivan Fears, Running Backs; Pepper Johnson, Defensive Line; Pete Mangurian, Tight Ends; Josh McDaniels, Offensive Coordinator/Quarterbacks; Harold Nash, Assistant Strength and Conditioning; Matt Patricia, Linebackers; Dean Pees, Defensive Coordinator; Dante Scarnecchia, Assistant Head Coach/Offensive Line; Brad Seely, Special Teams; Mike Woicik, Strength and Conditioning.

Pro Bowl (2): DL Richard Seymour (5), T Matt Light (1).

PASSING	ATT	CMP	YARDS	CMP%	YDS/ATT	TD	TD%	INT	INT%	LG	SK/YDS	RATING
Brady	516	319	3529	61.8	6.8	24	4.7	12	2.3	62t	26/175	87.9
Cassel	8	5	32	62.5	4.0	0	0.0	0	0.0	10	3/15	70.8
Testaverde	3	2	29	66.7	9.7	1	33.3	0	0.0	23	0/0	137.5
Patriots	527	326	3590	61.9	6.8	25	4.7	12	2.3	62t	29/190	88.4
Opponents	518	294	3484	56.8	6.7	10	1.9	22	4.2	83t	44/281	66.1

2007 FINAL STATISTICS (16-0)

HEAD COACH: BILL BELICHIK • AFC EAST DIVISION CHAMPIONS • HOME STADIUM: GILLETTE STADIUM

Date	W/L	Score	Opp.	Att.
9/09	W	38-14	at N.Y. Jets	71,900
9/16	W	38-14	San Diego	68,756
9/23	W	38-7	Buffalo	68,756
10/01	W	34-13	at Cincinnati	66,113
10/07	W	34-17	Cleveland	68,756
10/14	W	48-27	at Dallas	63,984
10/21	W	49-28	at Miami	71,951
10/28	W	52-7	Washington	68,756
11/04	W	24-20	at Indianapolis	57,540
			BYE WEEK	
11/18	W	56-10	at Buffalo	71,338
11/25	W	31-28	Philadelphia	68,756
12/03	W	27-24	at Baltimore	71,382
12/09	W	34-13	Pittsburgh	68,756
12/16	W	20-10	N.Y. Jets	68,756
12/23	W	28-7	Miami	68,756
12/29	W	38-35	at N.Y. Giants	79,110

AFC PLAYOFFS

1/2	W	31-20	Jacksonville	68,756
1/10	W	21-12	San Diego	68,756
1/17	L	14-17	N.Y. Giants	71,101

TEAM STATISTICS	PATS	OPP
TOTAL FIRST DOWNS	393	278
Rushing	124	91
Passing	243	172
Penalty	26	15
3rd Down: Made/Att	92/191	63/187
3rd Down Pct.	48.2	33.7
4th Down: Made/Att	15/21	11/20
4th Down Pct.	71.4	55.0
POSESSION AVG.	32:33	27:27
TOTAL NET YARDS	6580	4613
Avg. Per Game	411.3	288.3
Total Plays	1058	933
Avg. Per Play	6.2	4.9

NET YARDS RUSHING	PATS	OPP
Net Yards Rushing	1849	1572
Avg. Per Game	115.6	98.3
Total Rushes	451	360
NET YARDS PASSING	4731	3041
Avg. Per Game	295.7	190.1
Sacked/Yards Lost	21/128	47/340
Gross Yards	4859	3381
Att./Completions	586/403	526/314
Completion Pct.	68.8	59.7
Had Intercepted	9	19

PUNTS/AVERAGE	PATS	OPP
PUNTS/AVERAGE	45/40.5	76/43.4
NET PUNTING AVG.	45/36.1	76/36.9
PENALTIES/YARDS	78/690	96/764
FUMBLES/BALL LOST	14/6	25/12
TOUCHDOWNS	75	34
Rushing	17	7
Passing	50	23
Returns	8	4

SCORE BY PERIODS	1	2	3	4	OT	TOTAL
Patriots	134	199	104	152	0	589
Opponents	41	96	58	79	0	274

SCORING	TD	R	Pa	Rt	PAT	FG	S	TP
Moss	23	0	23	0	0	0	138	
Gostkowski	0	0	0	0	74/74	21/24	0	137
Welker	8	0	8	0	0	0	48	
Maroney	6	6	0	0	0	0	38	
Watson	6	0	6	0	0	0	36	
Gaffney	5	0	5	0	0	0	30	
Evans	3	3	0	0	0	0	18	
Morris	3	3	0	0	0	0	18	
Stallworth	3	0	3	0	0	0	18	
K. Brady	2	0	2	0	0	0	12	
T. Brady	2	2	0	0	0	0	12	
Eckel	2	2	0	0	0	0	12	
Hobbs	2	0	2	0	0	0	12	
Vrabel	2	0	2	0	0	0	12	
Andrews	1	0	1	0	0	0	6	
Cassel	1	1	0	0	0	0	6	
Colvin	1	0	1	0	0	0	6	
Faulk	1	0	1	0	0	0	6	
Gay	1	0	1	0	0	0	6	
Samuel	1	0	1	0	0	0	6	
A. Thomas	1	0	1	0	0	0	6	
Wilson	1	0	1	0	0	0	6	
Patriots	75	17	50	8	74/74	21/24	0	589
Opponents	34	7	23	4	34/34	12/14	0	274

2-Pt. Conversions: Patriots 1-1 (Maroney), Opponents 0-0.

PASSING	ATT	CMP	YARDS	CMP%	YDS/ATT	TD	TD%	INT	INT%	LG	SK/YDS	RATING
T. Brady	578	398	4806	68.9	8.31	50	8.7	8	1.4	69t	21/128	117.2
Cassel	7	4	38	57.1	5.43	0	0.0	1	14.3	21	0/0	32.7
Gutierrez	1	1	15	100.0	15.00	0	0.0	0	0.0	15	0/0	118.8
Patriots	586	403	4859	68.8	8.29	50	8.5	9	1.5	69t	21/128	116.0
Opponents	526	314	3381	59.7	6.43	23	4.4	19	3.6	73t	47/340	78.1

KICK RETURNS	NO	YDS	AVG	LG	TD
Hobbs	35	911	26.0	108t	1
Welker	7	176	25.1	33	0
C. Jackson	5	85	17.0	39	0
Andrews	4	149	37.3	77t	1
Faulk	2	47	23.5	27	0
Evans	1	13	13.0	13	0
Vrabel	1	3	3.0	3	0
Patriots	55	1384	25.2	108t	2
Opponents	92	2030	22.1	74t	1

FIELD GOALS	1-19	20-29	30-39	40-49	50+
Gostkowski	0/0	10/10	8/9	3/5	0/0
Patriots	0/0	10/10	8/9	3/5	0/0
Opponents	0/0	5/5	2/3	4/4	1/2

Gostkowski: (22G) (41N,24G) (24G) (31G,36G) (20G, 25G) (45G,22G) (0) (36G) (34G) (0) (23G,32N) (21G,38G) (48N,42G,28G) (26G,34G) (0) (37G,45G,37G).

OPONENTS: (0) (0) (0) (40G,48G) (42G) (38G,23G) (0) (0) (50N,21G,25G) (52G) (0) (29G) (23G,44G) (33G,35N) (0) (0).

STARTERS:
OFFENSE: WR Randy Moss (16); LT Matt Light (16); LG Logan Mankins (16); C Dan Koppen (15); Russ Hochstein (1); RG Stephen Neal (8); Russ Hochstein (1); Billy Yates (1); RT Nick Kaczur (15); Ryan O'Callaghan (1); TE Benjamin Watson (8); Kyle Brady (5); WR Wes Welker (13); Donte Stallworth (1); Jabar Gaffney (1); QB Tom Brady (16); RB Kevin Faulk (8); Laurence Maroney (6); Sammy Morris (2); 2nd TE Kyle Brady (4); Wesley Britt (1); 3rd WR Donte Stallworth (8); Jabar Gaffney (6); FB Heath Evans (1).

DEFENSE: LE Ty Warren (16); NT/DT Vince Wilfork (16); RE/DT Richard Seymour (8); Jarvis Green (7); Mike Wright (1); RE/OLB Roosevelt Colvin (9); Jarvis Green (3); Adalius Thomas (4); ILB Tedy Bruschi (16); ILB/OLB Adalius Thomas (11); Junior Seau (4); Rodney Harrison (1); OLB Mike Vrabel (15); Roosevelt Colvin (1); LCB Asante Samuel (14); Randall Gay (2); RCB Ellis Hobbs (16); SS Rodney Harrison (10); James Sanders (6); FS James Sanders (9); Eugene Wilson (6); Randall Gay (1).

2007 Coaching Staff: Nick Caserio, Wide Receivers; Joel Collier, Secondary; Don Davis, Assistant Strength and Conditioning; Ivan Fears, Running Backs; Pepper Johnson, Defensive Line; Pete Mangurian, Tight Ends; Josh McDaniels, Offensive Coordinator/Quarterbacks; Harold Nash, Assistant Strength and Conditioning; Matt Patricia, Linebackers; Dean Pees, Defensive Coordinator; Dante Scarnecchia, Assistant Head Coach/Offensive Line; Brad Seely, Special Teams; Mike Woicik, Strength and Conditioning.

Pro Bowl (8): QB Tom Brady (4), C Dan Koppen (1), T Matt Light (2), G Logan Mankins (1), WR Randy Moss (6), CB Asante Samuel (1), LB Mike Vrabel (1), NT Vince Wilfork (1).

PUNTING	NO	YDS	AVG	NET	TB	IN20	LG	BLK
Hanson	44	1821	41.4	36.1	6	13	64	1
Patriots	45	1821	40.5	36.1	6	13	64	1
Opponents	76	3297	43.4	36.9	9	16	75	1

PUNT RETURNS	NO	FC	YDS	AVG	LG	TD
Welker	25	7	249	10.0	35	0
T. Brown	6	2	55	9.2	28	0
C. Jackson	2	0	7	3.5	6	0
Faulk	0	0	0	---	0	0
Patriots	33	18	311	9.4	35	0
Opponents	14	8	75	5.4	33	0

SACKS: Vrabel 12.5, Green 6.5, A. Thomas 6.5, Colvin 4, Warren 4, Seau 3.5, Bruschi 2, Harrison 2, Wilfork 2, Seymour 1.5, Hobbs 1, (group) 1, Wright 0.5.
Patriots 47.0, **Opponents** 21.0.

RESULTS

2008 FINAL STATISTICS (11-5)

HEAD COACH: BILL BELICHICK • SECOND IN AFC EAST • HOME STADIUM: Gillette Stadium

Date	W/L	Score	Opp.	Att.
9/07	W	17-10	Kansas City	68,756
9/14	W	19-10	N.Y. Jets	78,554
9/21	L	13-38	Miami	68,756
BYE WEEK				
10/05	W	30-21	San Francisco	67,650
10/12	L	10-30	San Diego	68,704
10/20	W	41-7	Denver	68,756
10/26	W	23-16	St. Louis	68,756
11/02	L	15-18	Indianapolis	66,508
11/09	W	20-10	Buffalo	68,756
11/13	L	31-34	N.Y. Jets OT	68,756
11/23	W	48-28	Miami	67,146
11/30	L	10-33	Pittsburgh	68,756
12/07	W	24-21	Seattle	68,077
12/14	W	49-26	Oakland	62,179
12/21	W	47-7	Arizona	68,756
12/28	W	13-0	Buffalo	71,282

TEAM STATISTICS	PATS	OPP
TOTAL FIRST DOWNS	356	268
Rushing	145	78
Passing	186	176
Penalty	25	14
3rd Down: Made/Att	96/222	91/205
3rd Down Pct.	43.2	44.4
4th Down: Made/Att	17/22	2/10
4th Down Pct.	77.3	20.0

POSSESSION AVG.	PATS	OPP
TOTAL NET YARDS	5847	4944
Avg. Per Game	365.4	309.0
Total Plays	1095	920
Avg. Per Play	5.3	5.4

NET YARDS RUSHING	PATS	OPP
Avg. Per Game	142.4	107.6
Total Rushes	513	415

NET YARDS PASSING	PATS	OPP
Avg. Per Game	223.1	201.4
Sacked/Yards Lost	48/221	31/239
Gross Yards	3790	3461
Attempts/Completions	534/339	474/288
Completion Pct.	63.5	60.8
Had Intercepted	11	14

PUNTS/AVERAGE	PATS	OPP
NET PUNTING AVG.	36.8	36.2
PENALTIES/YARDS	57/501	81/636
FUMBLES/BALL LOST	17/10	17/8

TOUCHDOWNS	PATS	OPP
Rushing	21	8
Passing	21	27
Returns	1	2

SCORE BY PERIODS	1	2	3	4	OT	TOTAL
Patriots	84	123	106	97	0	410
Opponents	75	79	61	91	3	309

SCORING	TD	Ru	Pa	Rt	PAT	FG	S	TP
Gostkowski	0	0	0	0	40/40	36/40	0	148
Moss	11	0	11	0	0/0	0/0	0	66
Morris	7	7	0	0	0/0	0/0	0	42
Faulk	6	3	3	0	0/0	0/0	0	36
Green-Ellis	5	5	0	0	0/0	0/0	0	30
Jordan	4	4	0	0	0/0	0/0	0	24
Welker	3	0	3	0	0/0	0/0	0	20
Gaffney	2	0	2	0	0/0	0/0	0	14
Watson	2	0	2	0	0/0	0/0	0	12
Cassel	2	2	0	0	0/0	0/0	0	12
Hobbs	1	0	0	1	0/0	0/0	0	6
Patriots	43	21	21	1	40/40	36/40	0	410
Opponents	37	8	27	2	34/35	17/21	1	309

2-Pt. Conversions: Patriots 2-3 (Gaffney, Welker), Opponents: 1-2.

RUSHING	NO	YDS	AVG	LG	TD
Morris	156	727	4.7	35	7
Faulk	83	507	6.1	41	3
Jordan	80	363	4.5	49t	4
Green-Ellis	74	275	3.7	15	5
Cassel	73	270	3.7	19	2
Maroney	28	93	3.3	17	0
Welker	3	26	8.7	19	0
Evans	11	23	2.1	4	0
Moss	2	0	0.0	2	0
O'Connell	3	-6	-2.0	-2	0
Patriots	513	2278	4.4	49t	21
Opponents	415	1722	4.1	62t	8

RECEIVING	NO	YDS	AVG	LG	TD
Welker	111	1165	10.5	64	3
Moss	69	1008	14.6	76t	11
Faulk	58	486	8.4	22	3
Gaffney	38	468	12.3	37	2
Watson	22	209	9.5	29	2
Morris	17	161	9.5	42	0
D.Thomas	9	93	10.3	18	0
Aiken	8	101	12.6	43	0
Evans	3	59	19.7	28	0
Green-Ellis	3	37	12.3	20	0
Washington	1	3	3.0	3	0
Patriots	339	3790	11.2	76t	21
Opponents	288	3461	12.0	78t	27

INTERCEPTIONS	NO	YDS	AVG	LG	TD
Meriveather	4	25	6.3	19	0
O'Neal	3	49	16.3	47	0
Hobbs	3	0	0.0	4	0
Wilhite	1	16	16.0	16	0
J.Sanders	1	9	9.0	9	0
Vrabel	1	5	5.0	5	0
Harrison	1	0	0.0	0	0
Patriots	14	104	7.4	47	0
Opponents	11	186	16.9	89	0

PUNTING	NO	YDS	AVG	NET	TB	IN20	LG	BLK
Hanson	49	2143	43.7	36.4	10	19	70	0
Cassel	1	57	57.0	57.0	0	1	57	0
Patriots	50	2200	44.0	36.8	10	20	70	0
Opponents	75	3228	43.0	36.2	7	20	82	0

PUNT RETURNS	NO	FC	YDS	AVG	LG	TD
Welker	24	6	237	9.9	44	0
Faulk	10	9	132	13.2	24	0
O'Neal	2	1	2	1.0	2	0
Patriots	36	16	371	10.3	44	0
Opponents	11	13	158	14.4	30	0

KICK RETURNS	NO	YDS	AVG	LG	TD
Hobbs	45	1281	28.5	95t	1
Slater	11	155	14.1	31	0
Morris	2	37	18.5	24	0
Faulk	2	36	18.0	25	0
Neal	1	27	27.0	27	0
Welker	1	26	26.0	26	0
Patriots	62	1562	25.2	95t	1
Opponents	75	1672	22.3	92t	2

SACKS: Seymour 8.0, A.Thomas 5.0, Vrabel 4.0, Wright 2.5, Meriveather 2.0, Wilfork 2.0, Green 2.0, Warren 2.0, Hobbs 1.5, Woods 1.0; Patriots 31.0, Opponents 48.0.

FIELD GOALS	1-19	20-29	30-39	40-49	50+
Gostkowski	0/0	10/12	16/16	9/11	1/1
Patriots	0/0	10/12	16/16	9/11	1/1
Opponents	0/0	10/10	3/4	3/6	1/1

Gostkowski: (37G) (21G,37G,28G,27G) (37G,44G) (35G,40G,49G) (48N,47G) (31G,40G) (30G,27G,41G) (29G,35G,25G) (32G,49N,37G) (42G,31G,47G) (30G,30G) (29G,27N) (50G,42G,27G) (0) (38G,35G,24G,30G) (33G,26N,23G).

OPPONENTS: (40G) (31N,21G) (39G) (0) (25G,44N,35G,23G) (0) (20G,44G,25G) (52G) (25G) (22G,34G) (0) (20G,25G,20G,40N,45G) (0) (0) (47N).

STARTERS:
OFFENSE: WR Randy Moss (16); LT Matt Light (16); LG Logan Mankins (16); C Dan Koppen (16); RG Stephen Neal (9), Billy Yates (7); RT Nick Kazur (14), Mark LeVoix (2); TE Benjamin Watson (9), David Thomas (5); WR Wes Welker (14); QB Matt Cassel (15), Tom Brady (1); RB Sammy Morris (7), Kevin Faulk (3), BenJarvus Green-Ellis (3), Laurence Maroney (3); 2nd TE David Thomas (5); 3rd WR Jabar Gaffney (7); 4th WR Sam Aiken (2); FB Heath Evans (4), Russ Hochstein (2).

DEFENSE: LE Ty Warren (13), Mike Wright (2), Jarvis Green (1); NT/DT Vince Wilfork (16); RE/DT Richard Seymour (15), Jarvis Green (1); RE/OLB Adalius Thomas (8), Roosevelt Colvin (3), Pierre Woods (3), Jarvis Green (1), Gary Guyton (1); ILB Jerrod Mayo (16); ILB Tedy Bruschi (12), Junior Seau (2), Gary Guyton (1); OLB Mike Vrabel (14), Adalius Thomas (1); LCB Deltia O'Neal (10), Jonathan Wilhite (4), Lewis Sanders (1), Terrence Wheatley (1); RCB Ellis Hobbs (16); SS Brandon Meriveather (10), Rodney Harrison (6); FS James Sanders (14), Lewis Sanders (2); 5th DB Brandon Meriveather (1), Lewis Sanders (1).

2008 Coaching Staff: Dom Capers, Special Assistant/Secondary; Ivan Fears, Running Backs; Pepper Johnson, Defensive Line; Pete Mangurian, Tight Ends; Josh McDaniels, Offensive Coordinator/Quarterbacks; Harold Nash, Assistant Strength and Conditioning; Bill O'Brien, Wide Receivers; Matt Patricia, Linebackers; Dean Pees, Defensive Coordinator; Dante Scarnecchia, Assistant Head Coach/Offensive Line; Brad Seely, Special Teams; Mike Woicik, Strength and Conditioning.

Pro Bowl (2): K Stephen Gostkowski (1), WR Wes Welker (1).

2011 FINAL STATISTICS (13-3)

HEAD COACH: BILL BELICHICK • AFC EAST DIVISION CHAMPIONS • HOME STADIUM: GILLETTE STADIUM

Date	W/L	Score	Opp.	Att.
9/12	W	38-24	at Miami	66,860
9/18	W	35-21	San Diego	68,756
9/25	L	31-34	at Buffalo	68,174
10/02	W	31-19	at Oakland	62,572
10/09	W	30-21	N.Y. Jets	68,756
10/16	W	20-16	Dallas	68,756
10/23			BYE WEEK	
10/30	L	17-25	at Pittsburgh	64,424
11/06	L	20-24	N.Y. Giants	68,756
11/13	W	37-16	at N.Y. Jets	79,088
11/21	W	34-3	Kansas City	68,756
11/27	W	38-20	at Philadelphia	69,144
12/04	W	31-24	Indianapolis	68,756
12/11	W	34-27	at Washington	77,825
12/18	W	41-23	at Denver	76,556
12/24	W	27-24	Miami	68,756
1/01	W	49-21	Buffalo	68,756

AFC PLAYOFFS

1/14	W	45-10	Denver	68,756
1/22	W	23-20	Baltimore	68,756

SUPER BOWL XLVI (at Indianapolis, Ind.)

2/05	L	17-21	N.Y. Giants	68,658
------	---	-------	-------------	--------

TEAM STATISTICS

	PTS	OPP
TOTAL FIRST DOWNS	399	370
Rushing	107	101
Passing	262	245
Penalty	30	24
3rd Down: Made/Att	89/194	87/202
3rd Down Pct.	45.9	43.1
4th Down: Made/Att	7/11	8/19
4th Down Pct.	63.6	42.1
POSSESSION AVG.	28:47	31:13
TOTAL NET YARDS	6848	6577
Avg. Per Game	428.0	411.1
Total Plays	1082	1064
Avg. Per Play	6.3	6.2
NET YARDS RUSHING	1764	1874
Avg. Per Game	110.3	117.1
Total Rushes	438	405
NET YARDS PASSING	5084	4703
Avg. Per Game	317.8	293.9
Sacked/Yards Lost	32/173	40/274
Gross Yards	5257	4977
Attempts/Completions	612/402	619/386
Completion Pct.	65.7	62.4
Had Intercepted	12	23
PUNTS/AVERAGE	57/46.5	67/45.6
NET PUNTING AVG.	57/41.5	67/39.1
PENALTIES/YARDS	87/815	115/907
FUMBLES/BALL LOST	13/5	21/11
TOUCHDOWNS	61	40
Rushing	18	13
Passing	39	26
Returns	4	1

SCORE BY PERIODS

	1	2	3	4	OT	TOTAL
Patriots	82	148	141	142	0	513
Opponents	87	83	50	122	0	342

SCORING

SCORING	TD	Ru	Pa	Rt	PAT	FG	S	TP
Gostkowski	0	0	0	0	59/59	28/33	0	143
Gronkowski	18	1	1	0	0/0	0/0	0	108
Green-Ellis	11	11	0	0	0/0	0/0	0	66
Welker	9	0	0	0	0/0	0/0	0	54
Hernandez	7	0	0	0	0/0	0/0	0	42
Branch	5	0	5	0	0/0	0/0	0	30
Brady	3	3	0	0	0/0	0/0	0	18
Woodhead	1	1	0	0	0/0	0/0	0	10
Edelman	1	0	0	1	0/0	0/0	0	6
Moore	1	0	0	0	0/0	0/0	0	6
Ninkovich	1	0	0	1	0/0	0/0	0	6
Ochoincino	1	0	1	0	0/0	0/0	0	6
Ridley	1	1	0	0	0/0	0/0	0	6
Vereen	1	1	0	0	0/0	0/0	0	6
Wilfork	1	0	0	1	0/0	0/0	0	6
Patriots	61	18	39	4	59/59	28/33	0	513
Opponents	40	13	26	1	38/38	20/23	0	342

2-Pt. Conversions: Patriots 2-2 (Woodhead), Opponents: 0-2.

PASSING	ATT	CMP	YARDS	CMP%	YDS/ATT	TD	TD%	INT	INT%	LG	SK/YDS	RATING
Brady	611	401	5235	65.6	8.57	39	6.4	12	2.0	99t	32/173	105.6
Hoyer	1	1	22	100.0	22.0	0	0.0	0	0.0	22	0/0	118.8
Patriots	612	402	5257	65.7	8.59	39	6.4	12	2.0	99t	32/173	105.7
Opponents	619	386	4977	62.4	8.04	26	4.2	23	3.7	58	40/274	86.1

RUSHING	NO	YDS	AVG	LG	TD
Green-Ellis	181	667	3.7	18	11
Ridley	87	441	5.1	33t	1
Woodhead	77	351	4.6	12	1
Brady	43	109	2.5	13	0
Faulk	17	57	3.4	9	0
Vereen	15	57	3.8	19	1
Hernandez	5	45	9.0	19	0
Welker	4	30	7.5	19	0
Edelman	4	8	2.0	6	0
Gronkowski	1	2	2.0	2t	1
Hoyer	4	-3	-0.8	0	0
Patriots	438	1764	4.0	33t	18
Opponents	405	1874	4.6	41	13

RECEIVING	NO	YDS	AVG	LG	TD
Welker	122	1569	12.9	99t	9
Gronkowski	90	1327	14.7	52t	17
Hernandez	79	910	11.5	46	7
Branch	51	702	13.8	63	5
Woodhead	18	157	8.7	16	0
Ochoincino	15	276	18.4	53	1
Green-Ellis	9	159	17.7	53	0
Faulk	7	34	4.9	18	0
Edelman	4	34	8.5	11	0
Underwood	3	30	10.0	13	0
Ridley	3	13	4.3	8	0
Slater	1	46	46.0	46	0
Patriots	402	5257	13.1	99t	39
Opponents	386	4977	12.9	58	26

INTERCEPTIONS	NO	YDS	AVG	LG	TD
Arrington	7	92	13.1	28	0
Wilfork	2	47	23.5	28	0
Molden	2	40	20.0	27	0
McCourty	2	38	19.0	38	0
Ninkovich	2	30	15.0	18	1
Moore	2	26	13.0	21t	1
Mayo	2	4	2.0	2	0
Guyton	1	17	17.0	17	0
Brown	1	2	2.0	2	0
Adams	1	0	0.0	0	0
Chung	1	0	0.0	0	0
Patriots	23	296	12.9	38	2
Opponents	12	186	15.5	42	1

PUNTING	NO	YDS	AVG	NET	TB	INZO	LG	BLK
Mesko	57	2648	46.5	41.5	3	24	65	0
Patriots	57	2648	46.5	41.5	3	24	65	0
Opponents	67	3055	45.6	39.1	2	26	64	0

PUNT RETURNS	NO	FC	YDS	AVG	LG	TD
Edelman	28	7	296	10.6	72t	1
Welker	8	6	82	10.3	25	0
Faulk	2	0	11	5.5	7	0
Patriots	38	13	389	10.2	72t	1
Opponents	26	18	220	8.5	26	0

KICK RETURNS	NO	YDS	AVG	LG	TD
Woodhead	20	437	21.9	37	0
Edelman	12	284	23.7	37	0
Ridley	7	152	21.7	32	0
Slater	4	68	17.0	22	0
Gronkowski	1	11	11.0	11	0
McCourty	1	24	24.0	24	0
Ninkovich	1	10	10.0	10	0
Patriots	46	986	21.4	37	0
Opponents	60	1294	21.6	88	0

SACKS: Anderson 10.0, Carter 10.0, Ninkovich 6.5, Wilfork 3.5, Love 3.0, Deaderick 2.0, Chung 1.0, Ellis 1.0, Mayo 1.0, Warren 1.0, Pryor 0.5, Wright 0.5; Patriots 40.0, Opponents 32.0.

FIELD GOALS	1-19	20-29	30-39	40-49	50+
Gostkowski	1/1	12/13	5/6	9/11	1/2
Patriots	1/1	12/13	5/6	9/11	1/2
Opponents	0/0	14/15	2/2	4/6	0/0

Gostkowski: (48N,20G) (22G,47G) (23G) (44G) (44G,24G,28G) (31G,26G) (46G,42N) (27N,32G,45G) (50G,36G,27G) (21G,19G) (39N,45G) (39G) (23G,24G) (21G,34G) (51N,45G,42G) (47G,20G).

OPPONENTS: (20G) (0 (42G,28G) (28G,26G) (0 (48G,22G,26G) (33G,21G,23G,44N) (22G) (24N) (26G) (43G,22G) (31G) (24G,25G) (26G) (47G) (45N).

STARTERS:

OFFENSE: WR Wes Welker (15) ; LT Matt Light (15), Logan Mankins (1); LG Logan Mankins (14), Donald Thomas (1), Ryan Wendell (1); C Dan Connolly (11), Nick McDonald (2), Ryan Wendell (2), Dan Koppen (1); RG Brian Waters (16); RT N. Solder (11), Sebastian Vollmer (5); TE Rob Gronkowski (16); TE Aaron Hernandez (12), Nate Solder (2), Thomas Welch (1); QB Tom Brady (16); WR Deion Branch (15), Chad Ochoincino (1); RB BenJarvus Green-Ellis (6), Danny Woodhead (4), Kevin Faulk (3), Stevan Ridley (2), 3rd TE Dan Gronkowski (1); 3rd WR Chad Ochoincino (2).

DEFENSE: LE Shaun Ellis (10), Brandon Deaderick (3), Mark Anderson (1), Rob Ninkovich (1), Vince Wilfork (1); LDT Vince Wilfork (13); NT Vince Wilfork (3); RDT Kyle Love (12), Mike Wright (1); RE Andre Carter (14), Brandon Deaderick (2); LOLB Rob Ninkovich (14), Jerod Mayo (4), Tracy White (1); MLB Jerod Mayo (11), Gary Guyton (4), Dane Fletcher (1); ROLB Brandon Spikes (6), Dan Fletcher (4), Gary Guyton (2), Jerod Mayo (1) Rob Ninkovich (1), Jeff Tarpinian (1); LCB Devin McCourty (14), Antwan Molden (2); S James Iheghio (12) Patrick Chung (8), Josh Barrett (4), Sterling Moore (3), Matthew Slater (3), Sergio Brown (2); 5th DB Leigh Bodden (1), Sergio Brown (1), Nate Jones (1).

2011 Coaching Staff: Josh Boyer, Defensive Backs; Moses Cabrera, Assistant Strength and Conditioning; Ivan Fears, Running Backs; Brian Ferentz, Tight Ends; Brian Flores, Defensive Assistant; George Godsey, Offensive Assistant; Patrick Graham, Linebackers; Pepper Johnson, Defensive Line; Harold Nash, Head Strength and Conditioning; Bill O'Brien, Offensive Coordinator/Quarterbacks; Scott O'Brien, Special Teams; Chad O'Shea, Receivers; Mark Patricia, Safeties; Dante Scarnecchia, Assistant Head Coach/Offensive Line.

Pro Bowl (8): QB Tom Brady (7), DE Andre Carter (1) TE Rob Gronkowski (1), G Logan Mankins (4), ST Matthew Slater (1), G Brian Waters (6), WR Wes Welker (4), NT Vince Wilfork (4).

2012 FINAL STATISTICS (12-4)

HEAD COACH: BILL BELICHICK • AFC EAST DIVISION CHAMPIONS • HOME STADIUM: GILLETTE STADIUM

Date	W/L	Score	Opp.	Att.	RUSHING	NO	YDS	AVG	LG	TD
9/09	W	34-13	at Tennessee	69,143	Ridley	290	1263	4.4	41	12
9/16	L	18-20	Arizona	68,756	Woodhead	76	301	4.0	19	4
9/23	L	30-31	at Baltimore	71,269	Bolden	56	274	4.9	27	2
9/30	W	52-28	at Buffalo	70,684	Vereen	62	251	4.0	16	3
10/07	W	31-21	Denver	68,756	Edelman	4	45	11.3	47	0
10/14	L	23-24	at Seattle	68,137	Brady	23	32	1.4	7	4
10/21	W	29-26	N.Y. Jets OT	68,756	Welker	2	20	10.0	11	0
10/28	W	45-7	at St. Louis*	84,004	Hernandez	1	5	5.0	5	0
11/04			BYE WEEK		Hilliard TM	1	2	2.0	2	0
11/11	W	37-31	Buffalo	68,756	Mallett	8	-9	-1.1	2	0
11/18	W	59-24	Indianapolis	68,756	Patriots	523	2184	4.2	47	25
11/22	W	49-19	at N.Y. Jets	79,088	Opponents	415	1630	3.9	31	10
12/02	W	23-16	at Miami	72,114	RECEIVING	NO	YDS	AVG	LG	TD
12/10	W	42-14	Houston	68,756	Welker	118	1354	11.5	59	6
12/16	L	34-41	San Francisco	68,756	Lloyd	74	911	12.3	53	4
12/23	W	23-16	at Jacksonville	70,251	Gronkowski	55	790	14.4	41	11
12/30	W	28-0	Miami	68,756	Hernandez	51	483	9.5	31	5

*London

AFC PLAYOFFS

1/13	W	41-28	Houston	68,756
1/20	L	13-28	Baltimore	68,756

TEAM STATISTICS

TEAM FIRST DOWNS	PATS	OPP
Rushing	151	100
Passing	256	207
Penalty	37	33
3rd Down: Made/Att	110/226	82/205
3rd Down Pct.	48.7	40.0
4th Down: Made/Att	8/12	9/23
4th Down Pct.	66.7	39.1
POSSESSION AVG.	30:41	29:19
TOTAL NET YARDS	6846	5972
Avg. Per Game	427.9	373.3
Total Plays	1191	1046
Avg. Per Play	5.7	5.7
NET YARDS RUSHING	2184	1630
Avg. Per Game	136.5	271.4
Total Rushes	523	415
NET YARDS PASSING	4662	4342
Avg. Per Game	291.4	271.4
Sacked/Yards Lost	27/182	37/213
Gross Yards	4844	4555
Attempts/Completions	641/402	594/369
Completion Pct.	62.7	62.1
Had Intercepted	9	20
PUNTS/AVERAGE	61/42.4	67/50.3
NET PUNTING AVG.	61/37.9	67/41.6
PENALTIES/YARDS	97/840	101/932
FUMBLES/BALL LOST	14/7	42/21
TOUCHDOWNS	67	38
Rushing	25	10
Passing	34	27
Returns	8	1

SCORE BY PERIODS	1	2	3	4	OT	TOTAL
Patriots	113	177	103	161	3	557
Opponents	67	81	75	108	0	331

SCORING	TD	Ru	Pa	Rt	PAT	FG	S	TP
Gostkowski	0	0	0	0	66/66	29/35	0	153
Ridley	12	12	0	0	0/0	0/0	0	72
Gronkowski	11	0	11	0	0/0	0/0	0	66
Woodhead	7	4	3	0	0/0	0/0	0	42
Welker	6	0	6	0	0/0	0/0	0	36
Edelman	5	0	3	2	0/0	0/0	0	30
Hernandez	5	0	3	2	0/0	0/0	0	30
Lloyd	5	0	4	1	0/0	0/0	0	30
Brady	4	4	0	0	0/0	0/0	0	24
Bolden	4	3	1	0	0/0	0/0	0	24
Dennard	1	0	1	0	0/0	0/0	0	6
Gregory	1	0	1	0	0/0	0/0	0	6
Hightower	1	0	1	0	0/0	0/0	0	6
McCourtly	1	0	1	0	0/0	0/0	0	6
Stallworth	1	0	1	0	0/0	0/0	0	6
Talib	1	0	1	0	0/0	0/0	0	6
Patriots	67	25	34	8	66/66	29/24	0	557
Opponents	38	10	27	1	38/38	21/24	0	331

2-Pt. Conversions: Patriots 0-1, Opponents 0-0.

PASSING	ATT	CMP	YARDS	CMP%	YDS/ATT	TD	TD%	INT	INT%	LG	SK/YDS	RATING
Brady	637	401	4827	63.0	7.58	34	5.3	8	1.3	83t	27/182	98.7
Mallett	4	1	17	25.0	4.25	0	0.0	1	25.0	17	0/0	5.2
Patriots	641	402	4844	62.7	7.56	34	5.3	9	1.4	83t	27/182	97.7
Opponents	594	369	4555	62.1	7.67	27	4.5	20	3.4	68t	37/213	86.9

SACKS: Ninkovich 8.0, Jones 6.0, Hightower 4.0, Francis 3.0, Mayo 3.0, Scott 3.0, Wilfork 3.0, Cunningham 2.5, Love 1.5, Deaderick 1.0, Martin 1.0, Spikes 1.0; Patriots 37.0, Opponents 27.0.

FIELD GOALS

	1-19	20-29	30-39	40-49	50+
Gostkowski	0/0	8/8	10/12	9/13	2/2
Patriots	0/0	8/8	10/12	9/13	2/2
Opponents	0/0	6/6	5/6	9/10	1/2

Gostkowski: (256,316) (466,346,516,536,42N) (376,496,206) (49N,42N,30G) (23G) (256,356,356) (43G, 48G) (266) (43G,486,27G) (36N,31G) (39N) (49N,43G, 326,20G) (1) (326,416) (256,496,386G) (1).

OPPONENTS: (286,24G) (386,47G) (27G) (0) (0) (34G) (54G,21G,43G,43G) (0) (41G) (47G,58N) (32G) (44G,33G,42G) (0) (39N,20G,28G) (41G,43N,356,42G) (41N).

STARTERS:

OFFENSE: WR Wes Welker (12), Julian Edelman (1); LT Nate Solder (16), LG Logan Mankins (10), Donald Thomas (6); C Ryan Wendell (16); RG Dan Connolly (14), Donald Thomas (1), Nick McDonald (1); RT Sebastian Vollmer (15), Marcus Cannon (1); TE Rob Gronkowski (11); Aaron Hernandez (10); Michael Hoomanawanui (6), Daniel Fells (4); QB Tom Brady (16), WR Brandon Lloyd (15), Deion Branch (1); RB Stevan Ridley (12), Danny Woodhead (2), Shane Vereen (1), Aaron Hernandez (1), Michael Hoomanawanui (1); 3rd WR Deion Branch (3), Julian Edelman (2).

DEFENSE: LE Rob Ninkovich (12), Jermaine Cunningham (2), Trevor Scott (2); DT Vince Wilfork (16); DT Kyle Love (11), Brandon Deaderick (5); RE C. Jones (13), Rob Ninkovich (2), Jermaine Cunningham (1); LB Jerod Mayo (16); LB Dont'a Hightower (12), Rob Ninkovich (2), Tracy White (1); LCB Devin McCourty (8), Aqib Talib (5), Alfonso Dennard (3); RCB Kyle Arrington (12), Alfonso Dennard (4); S Steve Gregory (12), Devin McCourty (8), Patrick Chung (8), Tavon Wilson (4); 5th DB Marquice Cole (1).

2012 Coaching Staff: Josh Boyer, Cornerbacks; Moses Cabrera, Assistant Strength and Conditioning; Ivan Fears, Running Backs; Brian Flores, Safeties; George Godsey, Tight Ends; Patrick Graham, Defensive Line; Pepper Johnson, Linebackers; Joe Judge, Special Teams Assistant; Josh McDaniels, Offensive Coordinator/Quarterbacks; Harold Nash, Head Strength and Conditioning; Scott O'Brien, Special Teams; Chad O'Shea, Wide Receivers; Matt Patricia, Defensive Coordinator; Dante Scarnecchia, Assistant Head Coach/Offensive Line; Steve Belichick, Coaching Assistant.

Pro Bowl (7): QB Tom Brady (8), TE Rob Gronkowski (2), G Logan Mankins (5), LB Jerod Mayo (2), ST Matthew Slater (2), WR Wes Welker (5), NT Vince Wilfork (5).

PUNTING	NO	YDS	AVG	NET	TB	IN20	LG	BLK
Mesko	60	2585	43.1	37.9	6	28	62	1
Patriots	61	2585	42.4	37.9	6	28	62	1
Opponents	67	3372	50.3	41.6	4	23	66	0

PUNT RETURNS	NO	FC	YDS	AVG	LG	TD
Welker	25	7	243	9.7	31	0
Edelman	17	1	263	15.5	68t	1
Patriots	42	8	506	12.0	68t	1
Opponents	23	19	154	6.7	25	0

KICK RETURNS	NO	YDS	AVG	LG	TD
McCourtly	27	654	24.2	104t	1
Edelman	3	38	12.7	32	0
Welker	3	33	11.0	17	0
Slater	2	39	19.5	20	0
Woodhead	2	43	21.5	23	0
Gronkowski	1	0	0.0	0	0
Patriots	38	807	21.2	104t	1
Opponents	60	1229	20.5	62	0

2013 FINAL STATISTICS (12-4)

HEAD COACH: BILL BELICHICK • AFC EAST DIVISION CHAMPIONS • HOME STADIUM: GILLETTE STADIUM

Date	W/L	Score	at	Opp.	Att.
9/08	W	23-21		Buffalo	69,519
9/12	W	13-10		N.Y. Jets	68,756
9/22	W	23-3		Tampa Bay	68,756
9/29	W	30-23	at	Atlanta	70,744
10/06	L	6-13	at	Cincinnati	64,259
10/13	W	30-27		New Orleans	68,756
10/20	L	27-30	at	N.Y. Jets OT	76,957
10/27	W	27-17		Miami	68,756
11/03	W	55-31		Pittsburgh	68,756
BYE WEEK					
11/18	L	20-24	at	Carolina	74,225
11/24	W	34-31		Denver OT	68,756
12/01	W	34-31	at	Houston	71,769
12/08	W	27-26		Cleveland	68,756
12/15	L	20-24	at	Miami	71,863
12/22	W	41-7	at	Baltimore	71,433
12/29	W	34-20		Buffalo	68,756

AFC PLAYOFFS

1/11	W	43-22		Indianapolis	68,756
1/19	L	16-26	at	Denver	77,110

TEAM STATISTICS

	PTS	OPP
TOTAL FIRST DOWNS	378	338
Rushing	110	110
Passing	225	208
Penalty	43	20
3rd Down: Made/Att	83/221	98/232
3rd Down Pct.	37.6	42.2
4th Down: Made/Att	7/15	4/21
4th Down Pct.	46.7	19.0
POSSESSION AVG.	29:38	30:22
TOTAL NET YARDS	6152	5969
Avg. Per Game	384.5	373.1
Total Plays	1138	1118
Avg. Per Play	5.4	5.3
NET YARDS RUSHING	2065	2145
Avg. Per Game	129.1	134.1
Total Rushes	470	481
NET YARDS PASSING	4087	3824
Avg. Per Game	255.4	239.0
Sacked/Yards Lost	40/256	48/313
Gross Yards	4343	4137
Attempts/Completions	628/380	589/336
Completion Pct.	60.5	57.0
Had Intercepted	11	17
PUNTS/AVERAGE	77/45.8	80/44.5
NET PUNTING AVG.	77/39.8	80/39.2
PENALTIES/YARDS	69/625	110/951
FUMBLES/BALL LOST	24/9	21/12
TOUCHDOWNS	47	39
Rushing	19	11
Passing	25	25
Returns	3	3

SCORE BY PERIODS	1	2	3	4	OT	TOTAL
Patriots	74	104	85	178	3	444
Opponents	70	74	95	96	3	338

SCORING	TD	Ru	Pa	Rt	PAT	FG	S	TP
Gostkowski	0	0	0	0	44/44	38/41	0	158
Blount	7	7	0	0	0/0	0/0	0	42
Ridley	7	7	0	0	0/0	0/0	0	42
Edelman	6	0	0	0	0/0	0/0	0	40
Dobson	4	0	0	0	0/0	0/0	0	24
Gronkowski	4	0	0	0	0/0	0/0	0	24
Thompkins	4	0	0	0	0/0	0/0	0	24
Vereen	4	1	3	0	0/0	0/0	0	24
Bolden	3	3	0	0	0/0	0/0	0	18
Amendola	2	0	2	0	0/0	0/0	0	12
Develin	1	1	0	0	0/0	0/0	0	6
Hoomanawanui	1	0	1	0	0/0	0/0	0	6
Cha. Jones	1	0	1	0	0/0	0/0	0	6
Mulligan	1	0	1	0	0/0	0/0	0	6
Ryan	1	0	1	0	0/0	0/0	0	6
Wilson	1	0	1	0	0/0	0/0	0	6
Patriots	47	19	25	3	44/44	38/41	0	444
Opponents	39	11	25	3	38/38	22/27	0	338

2-Pt. Conversions: Edelman 2, Patriots 2-3, Opponents: 0-1.

PASSING	ATT	CMP	YARDS	CMP%	YDS/ATT	TD	INT	INT%	LG	SK/YDS	RATING	
Brady	628	380	4343	60.5	6.92	25	4.0	11	1.8	81t	40/256	87.3
Patriots	628	380	4343	60.5	6.92	25	4.0	11	1.8	81t	40/256	87.3
Opponents	589	336	4137	57.0	7.02	25	4.2	17	2.9	80t	48/313	81.0

RUSHING	NO	YDS	AVG	LG	TD
Ridley	178	773	4.3	29	7
Blount	153	772	5.0	47t	7
Bolden	55	271	4.9	46	3
Vereen	44	208	4.7	21	1
Brady	32	18	0.6	11	0
Edelman	2	11	5.5	7	0
Develin	4	10	2.5	5	1
Amendola	1	1	1.0	1	0
Washington TM	1	1	1.0	1	0
Patriots	470	2065	4.4	47t	19
Opponents	481	2145	4.5	34	11

RECEIVING	NO	YDS	AVG	LG	TD
Edelman	105	1056	10.1	44	6
Amendola	54	633	11.7	57	2
Vereen	47	427	9.1	50	3
Gronkowski	39	592	15.2	50	4
Dobson	37	519	14.0	81t	4
Thompkins	32	466	14.6	49	3
Bolden	21	152	7.2	18	0
Hoomanawanui	12	136	11.3	19	1
Ridley	10	62	6.2	24	0
Boyce	9	121	13.4	30	0
Collie	6	63	10.5	19	0
Develin	4	62	15.5	31	0
Blount	2	38	19.0	32	0
Mulligan	2	16	8.0	15	1
Patriots	380	4343	11.4	81t	25
Opponents	336	4137	12.3	80t	25

INTERCEPTIONS	NO	YDS	AVG	LG	TD
Ryan	5	82	16.4	79t	1
Talib	4	12	3.0	14	0
Harmon	2	44	22.0	42	0
Wilson	1	74	74.0	74t	1
Arrington	1	5	5.0	5	0
Spikes	1	3	3.0	3	0
Cole	1	0	0.0	0	0
Dennard	1	0	0.0	0	0
McCourty	1	0	0.0	0	0
Patriots	17	220	12.9	79t	2
Opponents	11	56	5.1	31	1

PUNTING	NO	YDS	AVG	NET	TB	INZO	LG	BLK
Allen	76	3491	45.9	39.9	12	29	65	0
Brady	1	32	32.0	32.0	0	0	32	0
Patriots	77	3523	45.8	39.9	12	29	65	0
Opponents	80	3559	44.5	39.2	2	28	64	0

PUNT RETURNS	NO	FC	YDS	AVG	LG	TD
Edelman	35	23	374	10.7	43	0
Amendola	1	0	13	13.0	13	0
Patriots	36	23	387	10.8	43	0
Opponents	29	14	221	7.6	24	0

KICK RETURNS	NO	YDS	AVG	LG	TD
Blount	17	494	29.1	83	0
Boyce	9	214	23.8	41	0
McCourty	7	132	18.9	27	0
Vereen	3	66	22.0	24	0
Slater	2	10	5.0	10	0
Washington TM	1	19	19.0	19	0
Patriots	39	935	24.0	83	0
Opponents	32	664	20.8	50	0

SACKS: Cha. Jones 11.5, Ninkovich 8.0, Chr. Jones 6.0, Siliiga 3.0, Kelly 2.5, Arrington 2.0, Buchanan 2.0, Carter 2.0, Fletcher 2.0, Vellano 2.0, Mayo 1.5, Ryan 1.5, Gregory 1.0, Hightower 1.0, Sopoaga 1.0, TM 1.0; Patriots 48.0, Opponents 40.0.

FIELD GOALS	1-19	20-29	30-39	40-49	50+
Gostkowski	1/1	8/8	13/13	11/13	5/6
Patriots	1/1	8/8	13/13	11/13	5/6
Opponents	0/0	4/4	10/13	5/6	3/4

Gostkowski: (486, 336, 356) (216, 306, 43N) (536, 466, 336) (486, 226, 496) (426, 196) (356, 546, 236) (396, 446) (346, 486) (206, 326) (426, 266) (316, 316) (55N, 536, 536) (336, 506) (226, 48N, 236) (456, 426) (436, 356, 296, 356).

OPPONENTS: 0 (376) (38N, 306) (236, 456, 256) (396, 506) (286, 396) (376, 376, 426) (526, 36N, 398) (306) (436) (276) (436) (436, 376, 58N) (306) (37N) (516, 376).

STARTERS:

OFFENSE: WR Julian Edelman (11), Danny Amendola (5), LT Nate Solder (15), Logan Mankins (1), LG Logan Mankins (15), Josh Kline (1), C Ryan Wendell (16), RG D. Connolly (15), RT Stevan Ridley (8), Marcus Cannon (6), Will Svitek (2), TE Michael Hoomanawanui (10), Rob Gronkowski (6), Matthew Mulligan (4), QB Tom Brady (16), WR K. Thompkins (8), Aaron Dobson (5), Josh Boyce (2), Austin Collie (1), RB LeGarrette Blount (7), Stevan Ridley (6), Brandon Bolden (2), Shane Vereen (1), 3rd WR Aaron Dobson (4), Danny Amendola (1), Josh Boyce (1), 4th WR Josh Boyce (1), FB James Develin (6).

DEFENSE: LE Rob Ninkovich (15), Joe Vellano (1), DT Vince Wilfork (4), Joe Vellano (7), Seawler Siliiga (4), Chris Jones (1), DT Chris Jones (9), Tommy Kelly (5), Isaac Sopoaga (2), RE Chandler Jones (16), LB Dont'a Hightower (14), Brandon Spikes (11), Jamie Collins (8), Jerod Mayo (6), Dane Fletcher (1), LCB Aqib Talib (13), Kyle Arrington (2), Logan Ryan (1), RCB Alfonso Dennard (9), Logan Ryan (4), Kyle Arrington (3), S Devin McCourty (15), Stevan Gregory (1), Duron Harmon (3), Logan Ryan (1), Kyle Arrington (1), DB Kyle Arrington (1), Stevan Gregory (1), 5th DB Kyle Arrington (5), Logan Ryan (1).

2013 Coaching Staff: Josh Boyer, Cornerbacks: Moses Cabrera, Assistant Strength and Conditioning; Ivan Fears, Running Backs; Brian Flores, Safeties; George Godsey, Tight Ends; Patrick Graham, Defensive Line; Pepper Johnson, Linebackers; Joe Judge, Special Teams Assistant; Josh McDaniels, Offensive Coordinator/Quarterbacks; Harold Nash, Head Strength and Conditioning; Scott O'Brien, Special Teams; Chad O'Shea, Wide Receivers; Matt Patricia, Defensive Coordinator; Dante Scarreccia, Assistant Head Coach/Offensive Line; Steve Belichick, Coaching Assistant; Jerry Schuplinsky, Coaching Assistant.

Pro Bowl (4): Tom Brady (9), Logan Mankins (6), ST Matthew Slater (3), Aqib Talib (1).

2014 FINAL STATISTICS (12-4)

HEAD COACH: BILL BELICHIK • AFC EAST DIVISION CHAMPIONS • HOME STADIUM: Gillette Stadium

Date	W/L	Score	Opp.	Att.
9/07	L	20-33	at Miami	70,630
9/14	W	30-7	at Minnesota	52,350
9/21	W	16-9	at Oakland	68,756
9/29	L	14-41	at Kansas City	76,613
10/05	W	43-17	Cincinnati	68,756
10/12	W	37-22	at Buffalo	70,185
10/16	W	27-25	N.Y. Jets	68,756
10/26	W	51-23	Chicago	68,756
11/02	W	43-21	Denver	68,756
11/09			BYE WEEK	
11/16	W	42-20	at Indianapolis	66,751
11/23	W	34-9	Detroit	68,756
11/30	L	21-26	at Green Bay	78,431
12/07	W	23-14	at San Diego	68,815
12/14	W	41-13	Miami	68,756
12/21	W	17-16	at N.Y. Jets	78,160
12/28	L	9-17	Buffalo	68,756

AFC PLAYOFFS

1/10	W	35-31	Baltimore	68,756
1/18	W	45-7	Indianapolis	68,756

SUPER BOWL XLIX (at Glendale, Ariz.)

2/01	W	28-24	Seattle	70,288
------	---	-------	---------	--------

TEAM STATISTICS

	PATS	OPP
TOTAL FIRST DOWNS	361	329
Rushing	96	88
Passing	228	196
Penalty	37	45
3rd Down: Made/Att	98/221	84/209
3rd Down Pct.	44.3	40.2
4th Down: Made/Att	7/13	8/23
4th Down Pct.	53.8	34.8

POSSESSION AVG.

29:37	30:23
5848	5506
Avg. Per Game	365.5
Total Plays	1073
Avg. Per Play	5.5

NET YARDS RUSHING

1727	1669
Avg. Per Game	107.9
Total Rushes	438

NET YARDS PASSING

4121	3837
Avg. Per Game	257.6
Sacked/Yards Lost	26/170
Gross Yards	4291
Attempts/Completions	609/392
Completion Pct.	64.4
Had Intercepted	9

PUNTS/AVERAGE

67/45.7	65/43.8
67/39.9	65/46.6

NET PUNTING AVG.

120/1080	92/752
-----------------	---------------

FUMBLES/BALL LOST

13/4	19/9
52	32
Rushing	13
Passing	34
Returns	5

TOUCHDOWNS

Rushing	13
Passing	34
Returns	5

SCORE BY PERIODS

	1	2	3	4	OT	TOTAL
Patriots	78	183	101	106	0	468
Opponents	66	100	85	62	0	313

SCORING

	TD	Ru	Pa	Rt	PAT	FG	S	TP
Gostkowski	0	0	0	51/51	35/37	0	0	156
Gronkowski	12	0	12	0/0	0/0	0	0	72
LaFell	7	0	7	0/0	0/0	0	0	42
Wright	6	0	6	0/0	0/0	0	0	36
Edelman	5	0	4	1/0	0/0	0	0	30
Gray	5	5	0	0/0	0/0	0	0	30
Vereen	5	2	3	0/0	0/0	0	0	30
Blount TM	3	3	0	0/0	0/0	0	0	18
Arrington	2	0	2	0/0	0/0	0	0	12
Ridley	2	2	0	0/0	0/0	0	0	22
Amendola	1	0	1	0/0	0/0	0	0	6
Bolden	1	1	0	0/0	0/0	0	0	6
Cha. Jones	1	0	0	1/0	0/0	0	0	6
Ninkovich	1	0	0	1/0	0/0	0	0	6
Tyms	1	0	1	0/0	0/0	0	0	6
Patriots	52	13	34	51/51	35/37	0	0	468
Opponents	32	6	24	28/28	29/37	0	0	313

2-Pt. Conversions:

Patriots: 0-1, Opponents: 3-4.

RUSHING	NO	YDS	AVG	LG	TD
Gray	89	412	4.6	20	5
Vereen	96	391	4.1	19	2
Ridley	94	340	3.6	43	2
Blount TM	60	281	4.7	34	3
Edelman	10	94	9.4	25	0
Bolden	28	89	3.2	17	1
Brady	36	57	1.6	17	0
J. White	9	38	4.2	11	0
LaFell	2	13	6.5	9	0
Garoppolo	10	9	0.9	9	0
Develin	3	5	1.7	5	0
Wright	1	-2	-2.0	-2	0
Patriots	438	1727	3.9	43	13
Opponents	419	1669	4.0	48	6

RECEIVING

	NO	YDS	AVG	LG	TD
Edelman	92	972	10.6	69t	4
Gronkowski	82	1124	13.7	46t	12
LaFell	74	953	12.9	56t	7
Vereen	52	447	8.6	49t	3
Amendola	27	200	7.4	21	1
Wright	26	259	10.0	30	6
Blount TM	4	18	4.5	11	0
Thompkins TM	6	53	8.8	16	0
Develin	6	43	7.2	13	0
Tyms	5	82	16.4	43t	1
J. White	5	23	4.6	11	0
Ridley	4	20	5.0	7	0
Hoomanawanui	3	44	14.7	23	0
Dobson	3	38	12.7	16	0
Bolden	2	8	4.0	4	0
Gray	1	7	7.0	7	0
Patriots	392	4291	10.9	69t	34
Opponents	342	4119	12.0	50	24

INTERCEPTIONS

	NO	YDS	AVG	LG	TD
McCourtly	2	70	35.0	60	0
Collins	2	0	0.0	0	0
Revis	2	0	0.0	0	0
Ryan	2	0	0.0	0	0
Harmon	1	60	60.0	60	0
Browner	1	32	32.0	30	0
Ninkovich	1	11	11.0	11	0
Chung	1	10	10.0	10	0
Wilfork	1	1	1.0	1	0
Ayers TM	1	0	0.0	0	0
Dennard	1	0	0.0	0	0
Easley	1	0	0.0	0	0
Patriots	16	184	11.5	60	2
Opponents	9	89	9.9	39t	1

PUNTING

	NO	YDS	AVG	NET	TB	IN20	LG	BLK
Allen	66	3060	46.4	39.9	6	25	67	1
Patriots	67	3060	45.7	39.9	6	25	67	1
Opponents	65	2847	43.8	36.6	2	18	61	1

PUNT RETURNS

	NO	FC	YDS	AVG	LG	TD
Edelman	25	6	299	12.0	84t	1
Amendola	16	5	132	8.3	39	0
Patriots	41	11	431	10.5	84t	1
Opponents	29	15	267	9.2	47	0

KICK RETURNS

	NO	YDS	AVG	LG	TD
Amendola	20	482	24.1	81	0
Chung	7	140	20.0	30	0
Slater	2	44	22.0	26	0
LaFell	1	0	0.0	0	0
McCourtly	1	27	27.0	27	0
Patriots	31	693	22.4	81	0
Opponents	45	955	21.2	62	0

SACKS: Ninkovich 8.0, Hightower 6.0, Cha. Jones 6.0, Ayers TM 4.0, Collins 4.0, Chr. Jones 3.0, Siliga 2.5, Arrington 1.0, Easley 1.0, Mayo 1.0, Skinner 1.0, Vellano 1.0, Walker TM 1.0, Moore 0.5; Patriots 40, Opponents 26.0.

FIELD GOALS

	1-19	20-29	30-39	40-49	50+
Gostkowski	1/1	11/11	10/11	12/13	1/1
Patriots	1/1	11/11	10/11	12/13	1/1
Opponents	0/0	12/12	8/8	7/11	2/6

Gostkowski: (476, 45G) (486, 476, 27G) (216, 206, 36G) (1) (486, 196, 236, 476, 35G) (36N, 426, 536, 40G) (39G, 366) (236, 276, 39G) (496, 296, 45G) (1) (356, 43G) (47N) (1) (418, 246, 53G) (356, 36G) (24G) (246, 446, 35G).

OPPOSITIONS:

(386, 246, 226, 276) (488) (496, 376, 47G) (226, 31G) (52N, 23G) (1) (226, 476, 466, 276, 588) (1) (41N) (316, 53G) (486, 206, 53N, 49G) (326, 356, 336, 40N, 28G) (1) (418, 246, 53G) (356, 36G) (24G) (246, 446, 35G).

STARTERS:

OFFENSE: WR Brandon LaFell (13), Aaron Dobson (1), Kenbrell Thompkins (1), Brian Tyms (1); LT Nate Solder (16); LG Dan Connolly (10), Marcus Cannon (3), Josh Kline (2), Jordan Deyve (1); C Bryan Stork (11), Dan Connolly (3), Ryan Wendell (2); RG Ryan Wendell (10), Jordan Deyve (3), Josh Kline (2), Cameron Fleming (1); RT Sebastian Vollmer (15), Marcus Cannon (1); TE Rob Gronkowski (10), Michael Hoomanawanui (6); WR Julian Edelman (1), Danny Amendola (2), Tim Wright (1); QB Tom Brady (16); RB Shane Vereen (6), Stevan Ridley (5), Jonas Gray (3), Lefarrette Bolden (1), Brandon Bolden (1); 2nd TE Michael Hoomanawanui (6), Cameron Fleming (1), Tim Wright (1); FB James Develin (3); 2nd RB Brandon Bolden (1); 3rd WR Danny Amendola (2), Brian Tyms (1), Tim Wright (1).

DEFENSE: LB Rob Ninkovich (16); DT Vince Wilfork (16); DT Chris Jones (7), Seaulver Siliga (3), Alan Branch (1), Joe Vellano (1); 3rd DT Alan Branch (1), Chris Jones (1), Seaulver Siliga (1), Casey Walker (1); RE Chandler Jones (3); Chris Jones (4), Dominique Easley (2), Zach Moore (1), Seaulver Siliga (1), LB Jamie Collins (15); LB Dont'a Hightower (12); LB Jerod Mayo (6); LB Jonathan Casillas (3); LB Deontae Skinner (1); DB Kyle Arrington (3), Logan Ryan (2), Brandon Browner (1), Malcolm Butler (1), Alfonso Dennard (1); LCB Darrelle Revis (15), Brandon Browner (1); RCB Brandon Browner (7), Logan Ryan (4), Alfonso Dennard (3), Kyle Arrington (1), Darrelle Revis (1); S Devin McCourtly (16), Patrick Chung (15).

2014 Coaching Staff:

Josh Boyer, Cornerbacks; Moses Cabrera, Assistant Strength and Conditioning; Brian Daboll, Tight Ends; Brendan Daly, Defensive Assistant; Dave DeGuglielmo, Offensive Line, Ivan Fears, Running Backs; Brian Flores, Safeties; Patrick Graham, Linebackers; Joe Judge, Special Teams Assistant; Josh McDaniels, Offensive Coordinator/Quarterbacks; Harold Nash, Head Strength and Conditioning; Scott O'Brien, Special Teams; Chad O'Shea, Wide Receivers; Matt Patricia, Defensive Coordinator; Steve Belichick, Coaching Assistant; Jerry Schupinski, Coaching Assistant.

Pro Bowl (7):

Tom Brady (10), Julian Edelman (1), Stephen Gostkowski (3), Rob Gronkowski (3), Devin McCourtly (2), Darrelle Revis (6), ST Matthew Slater (4).

2015 FINAL STATISTICS (12-4)

HEAD COACH: BILL BELICHICK • AFC EAST DIVISION CHAMPIONS • HOME STADIUM: GILLETTE STADIUM

Date	W/L	Score	Opp.	Att.
9/10	W	28-21	Pittsburgh	66,829
9/20	W	40-32	at Buffalo	70,858
9/27	W	51-17	Jacksonville	66,829
10/04			BYE WEEK	
10/11	W	30-6	at Dallas	93,054
10/18	W	34-27	at Indianapolis	66,726
10/25	W	30-23	N.Y. Jets	66,829
10/29	W	36-7	Miami	66,829
11/08	W	27-10	Washington	66,829
11/15	W	27-26	at N.Y. Giants	81,061
11/23	W	20-13	Buffalo	66,829
11/29	L	24-30	at Denver OT	76,970
12/06	L	28-35	Philadelphia	66,829
12/13	W	27-6	at Houston	71,908
12/20	W	33-16	Tennessee	66,829
12/27	L	20-26	at N.Y. Jets OT	78,160
1/03	L	10-20	at Miami	62,918

AFC PLAYOFFS

1/16	W	27-20	Kansas City	66,829
1/24	L	18-20	at Denver	77,112

TEAM STATISTICS

	PATS	OPP
TOTAL FIRST DOWNS	347	303
Rushing	87	77
Passing	229	204
Penalty	31	22
3rd Down: Made/Att	88/215	84/225
3rd Down Pct.	40.9	37.3
4th Down: Made/Att	9/15	8/18
4th Down Pct.	60.0	44.4
POSSESSION AVG.	30:08	29:52
TOTAL NET YARDS	5991	5431
Avg. Per Game	374.4	339.4
Total Plays	1050	1042
Avg. Per Play	5.7	5.2
NET YARDS RUSHING	1404	1580
Avg. Per Game	87.8	98.8
Total Rushes	383	397
NET YARDS PASSING	4587	3851
Avg. Per Game	286.7	240.7
Sacked/Yards Lost	38/225	49/358
Gross Yards	4812	4209
Attempts/Completions	629/404	596/361
Completion Pct.	64.2	60.6
Had Intercepted	7	12
PUNTS/AVERAGE	74/45.4	86/47.0
NET PUNTING AVG.	74/39.9	86/39.9
PENALTIES/YARDS	96/859	112/1013
FUMBLES/BALL LOSS	14/7	28/19
TOUCHDOWNS	52	36
Rushing	14	8
Passing	36	24
Returns	2	4

SCORE BY PERIODS	1	2	3	4	OT TOTAL	
Patriots	89	146	100	130	0	465
Opponents	36	90	73	104	12	315

SCORING	TD	Ru	Pa	Rt	PAT	FG	S	TP
Gostkowski	0	0	0	0	52/52	33/36	0	151
Gronkowski	11	0	1	0	0/0	0/0	0	66
Blount	7	6	1	0	0/0	0/0	0	42
Edelman	7	0	7	0	0/0	0/0	0	42
White	6	2	4	0	0/0	0/0	0	36
Chandler	4	0	4	0	0/0	0/0	0	24
Lewis	4	2	2	0	0/0	0/0	0	24
Amendola	3	0	3	0	0/0	0/0	0	18
Brady	3	3	0	0	0/0	0/0	0	18
Bolden	2	0	2	0	0/0	0/0	0	12
K. Martin	2	0	2	0	0/0	0/0	0	12
Collins	1	0	1	0	0/0	0/0	0	6
Hicks	1	0	1	0	0/0	0/0	0	6
S. Jackson	1	1	0	0	0/0	0/0	0	6
Patriots	52	15	36	2	52/52	33/36	1465	
Opponents	36	8	24	4	28/31	23/29	315	

2-Pt. Conversions: Patriots 0-0, Opponents 1-3.

RUSHING	NO	YDS	AVG	LG	TD
Blount	165	703	4.3	38	6
Lewis	49	234	4.8	13	2
Bolden	63	207	3.3	14	0
White	22	56	2.5	8	2
Brady	34	53	1.6	13	3
Josefa	15	51	3.4	15	0
S. Jackson	21	50	2.4	7	1
Edelman	3	23	7.7	12	0
Amendola	2	11	5.5	8	0
LaFell	2	9	4.5	9	0
D. Johnson	1	6	6.0	6	0
K. Martin	1	6	6.0	6	0
Garoppolo	5	-5	-1.0	-1	0
Patriots	383	1404	3.7	38	14
Opponents	397	1580	4.0	48	8

RECEIVING	NO	YDS	AVG	LG	TD
Gronkowski	72	1176	16.3	76	11
Amendola	65	648	10.0	41	3
Edelman	61	692	11.3	59	7
White	40	410	10.3	68	4
LaFell	37	515	13.9	54	0
Lewis	36	388	10.8	40	2
K. Martin	24	269	11.2	39	2
Chandler	23	259	11.3	30	4
Bolden	19	180	9.5	63	2
Doobson	13	141	10.8	24	0
Blount	6	43	7.2	14	1
M. Williams	3	26	8.7	15	0
Brady	1	36	36.0	36	0
S. Jackson	1	20	20.0	20	0
Harper	1	6	6.0	6	0
Cadet	1	2	2.0	2	0
Cleveland	1	1	1.0	1	0
Patriots	404	4812	11.9	76	36
Opponents	361	4209	11.7	87	24

INTERCEPTIONS	NO	YDS	AVG	LG	TD
Ryan	4	39	9.8	25	0
Harmon	3	50	16.7	30	0
Butler	2	9	4.5	9	0
Collins	1	51	51.0	51	0
McCurry	1	27	27.0	27	0
Cha. Jones	1	0	0.0	0	0
Patriots	12	176	14.7	51	0
Opponents	7	181	25.9	99	2

PUNTING	NO	YDS	AVG	NET	TB	IN20	LG	BLK
Allen	73	3358	46.0	39.9	3	31	67	1
Patriots	74	3358	46.0	39.9	3	31	67	1
Opponents	86	4043	47.0	39.9	7	20	70	0

PUNT RETURNS	NO	FC	YDS	AVG	LG	TD
Amendola	23	12	276	12.0	82	0
Edelman	10	1	81	8.1	19	0
K. Martin	8	3	92	11.5	21	0
Harper	3	2	17	5.7	10	0
D. Johnson	2	0	3	1.5	3	0
Chung	1	0	4	4.0	4	0
Patriots	47	18	473	10.1	82	0
Opponents	39	14	347	8.9	83	1

KICK RETURNS	NO	YDS	AVG	LG	TD
K. Martin	10	257	25.7	75	0
Amendola	8	172	21.5	29	0
M. Williams	3	18	6.0	10	0
McCurry	2	0	0.0	0	0
Chung	1	17	17.0	17	0
Gronkowski	1	5	5.0	5	0
Patriots	25	469	18.8	75	0
Opponents	29	526	18.1	50	0

SACKS: Cha. Jones 12.5, Sheard 8.0, Ninkovich 6.5, Collins 5.5, Hightower 3.5, M. Brown 3.0, Hicks 3.0, Easley 2.0, Branch 1.0, Freemy 1.0, Grissom 1.0, Mayo 1.0, McCurdy 1.0; Patriots 49.0, Opponents 38.0.

FIELD GOALS	1-19	20-29	30-39	40-49	50+
Gostkowski	0/0	6/6	11/11	12/14	4/5
Patriots	0/0	6/6	11/11	12/14	4/5
Opponents	1/1	6/6	7/7	5/10	4/5

Gostkowski: 0 (466,216,506,256) (466,206,466) (496,576,346) (406,356) (386,466,246) (526,366) (216,216) (316,546) (356,549,356) (476) (1) (436,496) (436,489,386,426,326) (356,446) (346,469).

OPPONENTS: (44N,46N,44G,24G) (1) (40G) (51G,23G) (1) (20G,30G,55G) (63N) (23G) (37G,38G,53G,29G) (52G,48N,33G) (47N,21G) (1) (37G,45G) (49G) (30G,49G) (38G,46N,19G).

STARTERS:

OFFENSE: WR Julian Edelman (9), Keshawn Martin (6) Aaron Dobson (1); LT Sebastian Vollmer (8), Nate Solder (4), Marcus Cannon (2), Cameron Fleming (2); LG Shaq Mason (10), Josh Kline (6); C David Andrews (1), Bryan Stork (5); RG Tre' Jackson (9), Josh Kline (7); RT Marcus Cannon (6), Sebastian Vollmer (5) Cameron Fleming (4), Bryan Stork (1); TE Rob Gronkowski (15), Michael Williams (1); WR Danny Amendola (7), Brandon LaFell (6), Keshawn Martin (2); QB Tom Brady (16), RB LeGarrette Blount (6), Dion Lewis (6), Brandon Bolden (2), Steven Jackson (1), James White (1), 2nd TE Michael Williams (7), Scott Chandler (4), Asante Cleveland (1), Cameron Fleming (1); 3rd WR Aaron Dobson (2), Brandon LaFell (1); 3rd TE Michael Williams (1).

DEFENSE: LE Rob Ninkovich (16); DT Alan Branch (15), Dominique Easley (1); DT Malcolm Brown (12), Sealever Siliga (4); RE Chandler Jones 15, Jabaal Sheard 1; LB Jamie Collins (12), Dont'a Hightower (12), Jerod Mayo (8), Jonathan Freemy (7), Jonathan Bostic (1); DB Duron Harmon (3), Leonard Johnson (3), Justin Coleman (2), Jordan Richards (1); LCB Malcolm Butler (16); RCB Logan Ryan (14), Tarell Brown (2); S Devin McCurdy (14), Patrick Chung (14), Duron Harmon (2), Jordan Richards (1).

2015 Coaching Staff: Josh Boyer, Cornerbacks; Moses Cabrera, Assistant Strength and Conditioning; Brian Daboll, Tight Ends; Brendan Daly, Defensive Line; Dave DeGuglielmo, Offensive Line, Ivan Fears, Running Backs; Brian Graves, Safeties; Patrick Graham, Linebackers; Joe Judge, Special Teams; Josh McDaniels, Offensive Coordinator/Quarterbacks; Harold Nash, Head Strength and Conditioning; Chad O'Shea, Wide Receivers; Matt Patricia, Defensive Coordinator; Ray Ventrone, Asst. Special Teams.

Pro Bowl (7): Tom Brady (11), Malcolm Butler (1), Jamie Collins (1), Stephen Gostkowski (4), Rob Gronkowski (4), Chandler Jones (1), ST Matthew Slater (5).

PASSING	ATT	CMP	YARDS	CMP%	YDS/ATT	TD	TD%	INT	INT%	LG	SK/YDS	RATING
Brady	624	402	4770	64.4	7.64	36	5.8	7	1.1	76t	38/225	102.2
Garoppolo	4	1	6	25.0	1.50	0	0.0	0	0.0	6	0/0	39.6
Amendola	1	1	36	100.0	36.00	0	0.0	0	0.0	36	0/0	118.8
Patriots	629	404	4812	64.2	7.65	36	5.7	7	1.1	76t	38/225	101.9
Opponents	596	361	4209	60.6	7.06	24	4.0	12	2.0	87t	49/359	87.0

2016 FINAL STATISTICS (14-2)

HEAD COACH: BILL BELICHICK • AFC EAST DIVISION CHAMPIONS • HOME STADIUM: GILLETTE STADIUM

Date	W/L	Score	Opp.	Att.	RUSHING	NO	YDS	AVG	LG	TD
9/11	W	23-21	at Arizona	64,864	Blount	299	1161	3.9	44	18
9/18	W	31-24	Miami	66,829	Lewis	64	283	4.4	15	0
9/22	W	27-0	Houston	66,829	White	39	166	4.3	16	0
10/02	L	0-16	Buffalo	66,829	Brissett	16	83	5.2	27	1
10/09	W	33-13	at Cleveland	67,431	Brady	28	64	2.3	15	0
10/16	W	35-17	Cincinnati	66,829	Edelman	12	57	4.8	9	0
10/23	W	27-16	at Pittsburgh	66,009	Foster	7	24	3.4	7	0
10/30	W	41-25	at Buffalo	70,442	Bennett	2	10	5.0	6	0
11/06			BYE WEEK		Hogan	3	9	3.0	6	0
11/13	L	24-31	Seattle	66,829	Garoppolo	10	6	0.6	10	0
11/20	W	30-17	at San Francisco	70,178	Slater	1	5	5.0	5	0
11/27	W	22-17	at N.Y. Jets	78,160	Bolden	1	4	4.0	4	0
12/04	W	26-10	Los Angeles	66,829	Patriots	482	1872	3.9	44	19
12/12	W	30-23	Baltimore	66,829	Opponents	368	1417	3.9	45	6
12/18	W	16-3	at Denver	76,893						
12/24	W	41-3	N.Y. Jets	66,829						
01/01	W	35-14	at Miami	66,163						

AFC PLAYOFFS

01/14	W	34-16	Houston	66,829
01/22	W	36-17	Pittsburgh	66,829

SUPER BOWL LI (at Houston, Texas)

2/05	W	34-28	Atlanta OT	70,807
------	---	-------	------------	--------

TEAM STATISTICS

	PATS	OPP
TOTAL FIRST DOWNS	351	294
Rushing	109	81
Passing	203	190
Penalty	39	23
3rd Down: Made/Att	104/227	76/206
3rd Down Pct.	45.8	36.9
4th Down: Made/Att	8/12	7/18
4th Down Pct.	66.7	38.9

POSSESSION AVG.

TOTAL NET YARDS	6180	5223
------------------------	-------------	-------------

Avg. Per Game	386.3	326.4
Total Plays	1056	998
Avg. Per Play	5.9	5.2

NET YARDS RUSHING

NET YARDS RUSHING	1872	1417
--------------------------	-------------	-------------

Avg. Per Game	117.0	88.6
Total Rushes	482	368

NET YARDS PASSING

NET YARDS PASSING	4308	3806
--------------------------	-------------	-------------

Avg. Per Game	269.3	237.9
Sacked/Yards Lost	24/48	34/227
Gross Yards	4456	4033
Attempts/Completions	550/368	596/368
Completion Pct.	66.9	61.7
Had Intercepted	2	13

PUNTS/AVERAGE

PUNTS/AVERAGE	72/44.7	80/45.5
----------------------	----------------	----------------

NET PUNTING AVG.

NET PUNTING AVG.	72/41.4	80/41.1
-------------------------	----------------	----------------

FUMBLES/YARDS

FUMBLES/YARDS	93/819	113/930
----------------------	---------------	----------------

TUMBLE/BALL LOST

TUMBLE/BALL LOST	27/19	26/10
-------------------------	--------------	--------------

TOUCHDOWNS

TOUCHDOWNS	51	27
-------------------	-----------	-----------

Rushing	19	6
Passing	32	21
Returns	0	0

SCORE BY PERIODS

	1	2	3	4	OT	TOTAL
Patriots	130	112	106	93	0	441
Opponents	32	77	61	80	0	250

SCORING

	TD	Ru	Pa	Rt	PAT	FG	S	TP
Gostkowski	0	0	0	46/49	27/32	0	127	
Blount	18	0	0	0/0	0/0	0	108	
Bennett	7	0	0	0/0	0/0	0	42	
White	5	0	0	0/0	0/0	0	30	
Amendola	4	0	0	0/0	0/0	0	24	
Hogan	4	0	0	0/0	0/0	0	24	
Mitchell	4	0	0	0/0	0/0	0	24	
Edelman	3	0	0	0/0	0/0	0	20	
Gronkowski	3	0	0	0/0	0/0	0	18	
Brissett	1	1	0	0/0	0/0	0	6	
Floyd	1	0	1	0/0	0/0	0	6	
Lengel	1	0	1	0/0	0/0	0	6	
Brown	0	0	0	0/0	0/0	1	2	
Hightower	0	0	0	0/0	0/0	1	2	
Patriots	51	19	32	0	46/49	27/32	2	441
Opponents	27	6	21	0	23/24	21/29	0	250

2-Pt. Conversions:

Edelman, Team: 1-2, Opponents: 1-3.

PASSING

	ATT	CMP	YARDS	CMP%	YDS/ATT	TD	TD%	INT	INT%	LG	SK/YDS	RATING
Brady	432	291	3554	67.4	8.23	28	6.5	2	0.5	79	15/87	112.2
Garoppolo	63	43	502	68.3	7.97	4	6.3	0	0.0	37	3/15	113.3
Brissett	55	34	400	61.8	7.27	0	0.0	0	0.0	58	6/46	83.9
Patriots	550	368	4456	66.9	8.10	32	5.8	2	0.4	79	24/148	109.5
Opponents	596	368	4033	61.7	6.77	21	3.5	13	2.2	66	34/227	84.4

SACKS: Flowers 7.0, Sheard 5.0, Long 4.0, Minkovich 4.0, Brown 3.0, Hightower 2.5, Branch 1.5, Butler 1.0, Chung 1.0, Collins 1.0, McClellin 1.0, Ryan 1.0, Valentine 1.0, Van Noy 1.0; Patriots 34.0, Opponents 24.0.

FIELD GOALS

	1-19	20-29	30-39	40-49	50+
Gostkowski	0/0	9/9	7/9	9/10	2/4
Patriots	0/0	9/9	7/9	9/10	2/4
Opponents	0/0	6/6	7/9	6/10	2/4

Gostkowski: (476,536326) (346,39N) (246,256) (48N) (50N,31G) (466,316) (1) (516,326) (306), (386), (286, 39N,296,41G) (286,486,456,456) (1) (456,406,216) (296,226) (406,266,52N).

OPONENTS: (47N) (276) (0) (346,436,47N,446) () (256) (42N,326,466,446,54N) (236,49N) (276,316,416, 236) (336) (516,54B) (44G) (348,506,386,376) (336) (34N,296) (1).

STARTERS:

OFFENSE: WR Chris Hogan (14), Malcolm Mitchell (2); LT Nate Solder (15), Cameron Fleming (1); LG Joe Thuney (16); C David Andrews (16); RG Shaq Mason (15), Ted Karras (1); RT Marcus Cannon (15), Cameron Fleming (1); TE Martellus Bennett (9), Rob Gronkowski (6); 2nd WR Julian Edelman (13), Malcolm Mitchell (2); QB Tom Brady (12), Jacoby Brissett (2), Jimmy Garoppolo (2); RB LeGarrette Blount (8), Dion Lewis (4), James White (4); 2nd TE Martellus Bennett (3), Cameron Fleming (3) FB James Develin (4); 3rd WR Danny Amendola (4), Malcolm Mitchell (2), Michael Floyd (1); 2nd RB Dion Lewis (1).

DEFENSE: LE Chris Long (7), Alan Branch (8), Trey Flowers (1); DT Alan Branch (8), Malcolm Brown (5), Vincent Valentine (2), Woodrow Hamilton (1); DT Malcolm Brown (7), Anthony Johnson (1), RE Jabaal Sheard (8), Trey Flowers (7), Malcolm Brown (1); LB Dont'a Hightower (13), Rob Ninkovich (11), Jamie Collins (6), Shea McClellin (4), Elandon Roberts (5), Jonathan Freese (4), Kyle Van Noy (2); DB Duron Harmon (4), Eric Rowe (4), Justin Coleman (1), Cyrus Jones (1), Jonathan Jones (1); LCB Malcolm Butler (16); RCB Logan Ryan (13), Eric Rowe (3); S Patrick Chung (16), Devin McCourty (16).

2016: Coaching Staff: Steve Belichick, Safeties; Josh Boyer, Cornerbacks; Moses Cabrera, Head Strength and Conditioning; Brian Daboll, Tight Ends; Brendan Daly, Defensive Line; Ivan Fears, Running Backs; Brian Flores, Linebackers; James Hardy, Assistant Strength and Conditioning; Joe Judge, Special Teams; Josh McDaniels, Offensive Coordinator/Quarterbacks; Chad O'Shea, Wide Receivers; Matt Patricia, Defensive Coordinator; Dante Scarnechia, Offensive Line; Jerry Shuplinski, Assistant Quarterbacks; Ray Ventrone, Asst. Special Teams.

Pro Bowl (4): Tom Brady (12), Dont'a Hightower (1), Devin McCourty (3), ST Matthew Slater (6).

RECEIVING

	NO	YDS	AVG	LG	TD
Edelman	98	1106	11.3	77	3
White	60	551	9.2	61	5
Bennett	55	701	12.7	58	7
Hogan	38	680	17.9	79	4
Mitchell	32	401	12.5	56	4
Gronkowski	25	540	21.6	53	3
Amendola	23	243	10.6	32	4
Lewis	17	94	5.5	16	0
Blount	7	38	5.4	16	0
Floyd	4	42	10.5	14	1
Develin	3	18	6.0	13	0
Lengel	2	22	11.0	18	1
Bolden	2	15	7.5	13	0
Garoppolo	1	3	3.0	3	0
Foster	1	2	2.0	2	0
Patriots	368	4456	12.1	79	32
Opponents	368	4033	11.0	66	21

INTERCEPTIONS

	NO	YDS	AVG	LG	TD
Butler	4	28	7.0	21	0
Ryan	2	44	22.0	46	0
Collins	2	31	15.5	18	0
Chung	1	4	4.0	4	0
Harmon	1	0	0.0	0	0
McCourty	1	0	0.0	0	0
Rowe	1	0	0.0	0	0
Van Noy	1	0	0.0	0	0
Patriots	13	107	8.2	46	0
Opponents	2	16	8.0	14	0

PUNTING

	NO	YDS	AVG	NET	TB	IN20	LG	BLK
Allen	72	3217	44.7	41.4	5	23	57	0
Patriots	72	3217	44.7	41.4	5	23	57	0
Opponents	80	3639	45.5	41.1	2	27	76	0

PUNT RETURNS

	NO	FC	YDS	AVG	LG	TD
Amendola	18	7	121	6.7	30	0
Edelman	15	7	135	9.0	23	0
C. Jones	11	3	46	4.2	13	0
Chung	1	1	7	7.0	7	0
Patriots	45	18	309	6.9	30	0
Opponents	27	19	134	5.0	18	0

KICK RETURNS

	NO	YDS	AVG	LG	TD
C. Jones	8	180	22.5	43	0
Amendola	5	129	25.8	73	0
Develin	3	35	11.7	15	0
Edelman	3	44	14.7	19	

2017 FINAL STATISTICS (13-3)

HEAD COACH: BILL BELICHIK • AFC EAST DIVISION CHAMPIONS • HOME STADIUM: Gillette Stadium

Date	W/L	Score	Opp.	Att.
09/07	L	27-42	Kansas City	65,878
09/17	W	36-20	at New Orleans	73,168
09/24	W	36-33	Houston	65,878
10/01	L	30-33	Carolina	65,878
10/05	W	19-14	at Tampa Bay	64,476
10/15	W	24-17	at N.Y. Jets	77,562
10/22	W	23-7	Atlanta	65,878
10/29	W	21-13	L.A. Chargers	65,878
11/05			BYE WEEK	
11/12	W	41-16	at Denver	76,820
11/19	W	33-8	at Oakland*	77,357
11/26	W	35-17	Miami	65,878
12/03	W	23-3	at Buffalo	68,499
12/11	L	20-27	at Miami	65,548
12/17	W	27-24	at Pittsburgh	68,574
12/24	W	37-16	Buffalo	65,878
12/31	W	26-6	N.Y. Jets	65,878

*Mexico City

AFC PLAYOFFS				
01/13	W	35-14	Tennessee	65,878
01/21	W	24-20	Jacksonville	65,878
SUPER BOWL LII (at Minneapolis, Minn.)				
02/04	L	33-41	Philadelphia	67,612

TEAM STATISTICS		PATS	OPP
TOTAL FIRST DOWNS		389	325
Rushing	107	98	
Passing	232	204	
Penalty	50	23	
3rd Down: Made/Att	82/202	82/208	
3rd Down Pct.	40.6	39.4	
4th Down: Made/Att	8/13	10/23	
4th Down Pct.	61.5	43.5	

POSSESSION AVG.		30:37	29:23
TOTAL NET YARDS		6307	5856
Avg. Per Game	394.2	366.0	
Total Plays	1070	1022	
Avg. Per Play	5.9	5.7	

NET YARDS RUSHING		1889	1836
Avg. Per Game	118.1	114.8	
Total Rushes	448	390	

NET YARDS PASSING		4418	4020
Avg. Per Game	276.1	251.3	
Sacked/Yards Lost	35/201	42/299	
Gross Yards	4619	4319	
Attempts/Completions	587/389	590/367	
Completion Pct.	66.3	62.2	
Had Intercepted	8	12	

PUNTS/AVERAGE		58/43.4	67/44.9
NET PUNTING AVG.		58/40.5	67/39.8
FUMBLIES/YARDS LOST		95/835	111/1035
Fumbles	13/4	19/6	
Yards Lost	49	33	

TOUCHDOWNS		16	24
Rushing	6	6	
Passing	32	24	
Returns	1	3	

SCORE BY PERIODS						
	1	2	3	4	OT	TOTAL
Patriots	92	179	96	91	0	458
Opponents	62	98	51	85	0	296

SCORING		TD	Ru	Pa	Rt	PAT	FG	S	TP
Gostkowski	0	0	0	0	45/47	37/40	0	156	
D. Lewis	10	6	3	1	0/0	0/0	0	60	
Gronkowski	8	0	8	0	0/0	0/0	0	50	
Burkhead	8	5	3	0	0/0	0/0	0	48	
Cooks	7	0	7	0	0/0	0/0	0	44	
Gillislee	5	5	0	0	0/0	0/0	0	30	
Hogan	5	0	5	0	0/0	0/0	0	30	
White	3	0	3	0	0/0	0/0	0	18	
Amendola	2	0	2	0	0/0	0/0	0	12	
D. Allen	1	0	1	0	0/0	0/0	0	6	
B. King	0	0	0	0	0/0	0/0	1	2	
Lee	0	0	0	0	0/0	0/0	1	2	
Patriots	49	16	32	1	45/47	37/40	2	458	
Opponents	33	6	24	3	30/31	22/31	0	296	

2-Pt. Conversions: Cooks, Gronkowski, TM 2-2, Opponents 1-2.

RUSHING		NO	YDS	AVG	LG	TD
D. Lewis	180	896	5.0	44	6	
Gillislee	104	383	3.7	16	5	
Burkhead	64	264	4.1	31	5	
White	43	171	4.0	10	0	
Bolden	13	67	5.2	20	0	
Cooks	9	40	4.4	13	0	
Brady	25	28	1.1	7	0	
Hogan	3	17	5.7	13	0	
Ebner	1	14	14.0	14	0	
Dorsett	1	7	7.0	7	0	
J. Hollister	1	5	5.0	5	0	
Hoyer	4	-3	-0.8	0	0	
Patriots	448	1889	4.2	44	16	
Opponents	390	1836	4.7	87	6	

RECEIVING		NO	YDS	AVG	LG	TD
Gronkowski	69	1084	15.7	53	8	
Cooks	65	1082	16.6	64	7	
Amendola	61	659	10.8	27	2	
White	56	429	7.7	27	3	
Hogan	34	439	12.9	47	5	
D. Lewis	32	214	6.7	20	3	
Burkhead	30	254	8.5	23	3	
Dorsett	12	194	16.2	39	0	
D. Allen	10	86	8.6	22	1	
Bennett	6	53	8.8	27	0	
Develin	6	38	6.3	10	2	
Britt	2	23	11.5	16	0	
J. Hollister	4	42	10.5	19	0	
Gillislee	1	15	15.0	15	0	
Bolden	1	7	7.0	7	0	
Patriots	389	4619	11.9	64	32	
Opponents	367	4319	11.8	78	24	

INTERCEPTIONS		NO	YDS	AVG	LG	TD
Harmon	4	12	3.0	12	0	
Gilmore	2	59	29.5	39	0	
M. Butler	2	-1	-0.5	1	0	
Chung	1	30	30.0	30	0	
Lee	1	8	8.0	8	0	
J. Jones	1	6	6.0	6	0	
McCourtury	1	0	0.0	0	0	
Patriots	12	114	9.5	39	0	
Opponents	8	63	7.9	29	1	

PUNTING		NO	YDS	AVG	NET	TB	INZO	LG	BLK
Allen	58	2515	43.4	40.5	3	24	60	0	0
Patriots	58	2515	43.4	40.5	3	24	60	0	0
Opponents	67	3008	44.9	39.8	4	23	68	1	1

PUNT RETURNS		NO	FC	YDS	AVG	LG	TD
Amendola	27	18	231	8.6	40	0	
Reedy	4	0	32	8.0	13	0	
Chung	1	3	0	0.0	0	0	
Patriots	32	21	263	8.2	40	0	
Opponents	23	14	105	4.6	16	0	

KICK RETURNS		NO	YDS	AVG	LG	TD
D. Lewis	23	570	24.8	103	1	
McCourtury	2	15	7.5	12	0	
Amendola	1	16	16.0	16	0	
Burkhead	1	17	17.0	17	0	
Chung	1	4	4.0	4	0	
Patriots	28	622	22.2	103	1	
Opponents	58	1095	18.9	34	0	

SACKS: T. Flowers 6.5, Van Noy 5.5, Wise 5.0, M. Flowers 3.5, Lee 3.5, Brown 2.5, A. Butler 2.0, Harrison 2.0, Hightower 2.0, Roberts 2.0, Harris 1.5, M. Butler 1.0, Guy 1.0, J. Jones 1.0, Marsh 1.0, McCourty 1.0 (group) 1.0; Patriots 42.0, Opponents 35.0.

FIELD GOALS		1-19	20-29	30-39	40-49	50+
Gostkowski	0/0	16/16	9/9	8/11	4/4	
Patriots	0/0	16/16	9/9	8/11	4/4	
Opponents	0/0	3/3	11/14	7/10	1/4	

Gostkowski: (256,326) (286,246,276) (0) (416,356,586) (276,236,456,486) (47N,28G) (296,216,386) (256,366,43N,436,43N,266) (256,286) (626,516,406,296) (0) (506,316,396) (466,336) (326,466) (216,406,346) (216).

OPPONENTS: (0) (466,356,49N) (396,406,316,366) (326,486) (56N,49N,31N) (286) (378,36N) (518) (396,336,366) (0) (286) (496) (306,446) (516) (416,236,306,50N) (486,40N,356).

STARTERS:
OFFENSE: WR Brandin Cooks (15), Chris Hogan (1); LT Nate Solder (15), Cam Fleming (1); LG Joe Thuney (16); C David Andrews (14), Ted Karras (2), RG Shaq Mason (16); RT Marcus Cannon (7), Cam Fleming (5), LaDrian Waddle (4); TE Rob Gronkowski (14), Dwayne Allen (2); 2nd WR Chris Hogan (6), Danny Amendola (6), Phillip Dorsett (2); QB Tom Brady (16); RB Dion Lewis (8) James White (4), Rex Burkhead (2), Mike Gillislee (2); 2nd TE Dwayne Allen (6), Jacob Hollister (1), Nate Solder (1); 3rd WR Danny Amendola (2); FB James Develin (7); 2nd RB Rex Burkhead (1).

DEFENSE: LE Lawrence Guy (10), Trey Flowers (3), Eric Lee (3); DT Alan Branch (5), Lawrence Guy (5), Adam Butler (3), Deatrich Wise Jr. (2), Ricky Jean Francois (1); DT Malcolm Brown (12), Trey Flowers (2), Alan Branch (1), Adam Butler (1); RE Trey Flowers (9), Adam Butler (2), Dont'a Hightower (1), Deatrich Wise Jr. (1); LB Elandon Roberts (14), Kyle Van Noy (12), Dont'a Hightower (4), David Harris (6), Marquis Flowers (2), Eric Lee (2), Cassius Marsh (1), Trevor Reilly (1); DB Jonathan Jones (4), Duron Harmon (2), Eric Rowe (1), Jordan Richards (1); LCB Malcolm Butler (15), Eric Rowe (1); RCB Stephon Gilmore (13), Johnson Bademosi (3); S Devin McCourty (16), Patrick Chung (11), Jordan Richards (4), Duron Harmon (1).

2017 Coaching Staff: Steve Belichick, Safeties: Josh Boyer, Cornerbacks: Moses Bickers, Head Strength and Conditioning: Nick Caley, Tight Ends: Brendan Daly, Defensive Line: Ivan Fears, Running Backs: Brian Flores, Linebackers: James Hardy, Assistant Strength and Conditioning: Joe Judge, Special Teams: Josh McDaniels, Offensive Coordinator/Quarterbacks: Chad O'Shea, Wide Receivers: Matt Patricia, Defensive Coordinator, Dante Scarnecchia, Offensive Line: Jerry Shuplinsky, Assistant Quarterbacks: Ray Ventrone, Assistant Special Teams.

Pro Bowl (6): Tom Brady (13), James Develin (1), Rob Gronkowski (5), Devin McCourty (4), ST Matthew Slater (7), Nate Solder (1).

PASSING	ATT	CMP	YARDS	CMP%	YDS/ATT	TD	TD%	INT	INT%	LG	SK/YDS	RATING
Brady	581	385	4577	66.3	7.88	32	5.5	8	1.4	64	35/201	102.8
Hoyer	6	4	42	66.7	7.00	0	0.0	0	0.0	27	0/0	86.8
Patriots	587	389	4619	66.3	7.87	32	5.5	8	1.4	64	35/201	102.6
Opponents	590	367	4319	62.2	7.32	24	4.1	12	2.0	78	42/299	89.5

2018 FINAL STATISTICS (11-5)

HEAD COACH: BILL BELICHICK • AFC EAST DIVISION CHAMPIONS • HOME STADIUM: GILLETTE STADIUM

Date	W/L	Score	Opp.	Att.	RUSHING	NO	YDS	AVG	LG	TD
09/09	W	27-20	Houston	65,878	Michel	209	931	4.5	34t	6
09/16	L	20-31	at Jacksonville	68,527	White	94	425	4.5	27t	5
09/23	L	10-26	at Detroit	61,769	C. Patterson	42	228	5.4	27	1
09/30	W	38-7	Miami	65,878	Burkhead	57	186	3.3	12	0
10/04	W	38-24	Indianapolis	65,878	Edelman	9	107	11.9	20	0
10/14	W	43-40	Kansas City	65,878	Barner	19	71	3.7	11	0
10/21	W	38-31	at Chicago	62,389	Brady	23	35	1.5	10	2
10/29	W	25-6	at Buffalo	70,109	Dorsett	4	29	7.3	17	0
11/04	W	31-17	Green Bay	65,878	Hill	4	25	6.3	11	0
11/11	L	10-34	Tennessee	69,363	Develin	6	8	1.3	2t	4
11/18			BYE WEEK		Hoyer	11	-8	-7	2	0
11/25	W	27-13	at N.Y. Jets	77,982	Patriots	478	2037	4.3	34t	18
12/02	W	24-10	Minnesota	65,878	Opponents	367	1803	4.9	54t	7
12/09	L	33-34	at Miami	66,087						
12/16	L	10-17	at Pittsburgh	65,280						
12/23	W	24-12	Buffalo	65,878						
12/30	W	38-3	N.Y. Jets	65,878						

AF C PLAYOFFS

01/13	W	41-28	L.A. Chargers	65,878
01/20	W	37-31	at Kansas City OT	77,034

SUPER BOWL LIII (at Atlanta, Ga.)

02/03	W	13-3	L.A. Rams	70,081
-------	---	------	-----------	--------

TEAM STATISTICS	PATS	OPP
Total First Downs	365	322
Rushing	131	93
Passing	206	208
Penalty	28	21
3rd Down: Made/Att	82/201	76/197
3rd Down Pct.	40.8	38.6
4th Down: Made/Att	7/14	6/16
4th Down Pct.	50.0	37.5
Possession Avg.	31:05	28:55
Total Net Yards	6295	5746
Avg. Per Game	393.4	359.1
Total Plays	1073	1002
Avg. Per Play	5.9	5.7
Net Yards Rushing	2037	1803
Avg. Per Game	127.3	112.7
Total Rushes	478	367
Net Yards Passing	4528	3943
Avg. Per Game	266.1	246.4
Sacked/Yards Lost	21/47	30/238
Gross Yards	4405	4181
Attempts/Completions	574/378	605/370
Completion Pct.	65.9	61.2
Had Intercepted	11	18
Punts/Avg.	64/45.1	71/40.8
Net Punting	64/39.5	71/37.2
Penalties/Yards	93/744	91/838
Fumbles/Ball Lost	11/7	20/10
Touchdowns	51	36
Rushing	18	7
Passing	29	29
Returns	4	0

SCORE BY PERIODS	1	2	3	4	OT	TOTAL
Patriots	88	157	74	117	0	436
Opponents	80	81	80	84	0	325

SCORING	TD	Ru	Pa	Rt	PAT	FG	S	TP
Gostkowski	0	0	0	0	49/50	27/32	0	130
White	12	5	7	0	0/0	0/0	0	72
Edelman	6	6	0	0	0/0	0/0	0	36
Michel	6	6	0	0	0/0	0/0	0	36
C. Patterson	5	1	3	1	0/0	0/0	0	30
Develin	4	4	0	0	0/0	0/0	0	24
Dorsett	3	0	3	0	0/0	0/0	0	18
Gordon	3	0	3	0	0/0	0/0	0	18
Gronkowski	3	0	3	0	0/0	0/0	0	18
Hogan	3	0	3	0	0/0	0/0	0	18
Brady	2	2	0	0	0/0	0/0	0	12
Van Noy	2	0	2	0	0/0	0/0	0	12
Burkhead	1	0	1	0	0/0	0/0	0	6
D. McCourty	1	0	1	0	0/0	0/0	0	6
Patriots	51	18	29	4	49/50	27/32	0	436
Opponents	36	7	29	0	34/34	25/29	0	325

2-Pt. Conversions: TM 0-1, Opponents 0-1.

FIELD GOALS	1-19	20-29	30-39	40-49	50+
Gostkowski	0/0	11/11	10/10	4/6	2/5
Patriots	0/0	11/11	10/10	4/6	2/5
Opponents	0/0	4/4	10/12	8/10	3/3

GOSTKOWSKI: (396,356) (54N,296,466) (36G) (20G) (45G) (48G,246,396,506,286) (29G) (25G,40G,38G,50N,25G) (28G) (52G,52N) (34G,32G) (20G,48N) (42N,32G,22G) (33G) (24G) (38G).

OPPONENTS: (42G,36G) (28G) (38G,25G,32G,30G) (38N,54G) (42G,43G,24G,30G) (46G) (47G,51G) (29G) (33G,31G) (55G,38G) (48N,39G) (1) (32N,48G) (43N,35G,41G) (40G)

STARTERS:
Offense: WR Josh Gordon (11), Chris Hogan (3), Cordarrelle Patterson (1), Phillip Dorsett (1); LT Trent Brown (16); LG Joe Thuney (16); C David Andrews (16); RG Shaq Mason (14), Ted Karras (2); RT Marcus Cannon (13), LaAdrian Waddle (3); TE Rob Gronkowski (11), Dwayne Allen (5); 2nd WR Julian Edelman (12), Phillip Dorsett (1); QB Tom Brady (16); RB Sony Michel (8), Rex Burkhead (4), James White (3), Cordarrelle Patterson (1); 2nd TE Dwayne Allen (2); FB James Develin (9); 3rd WR Chris Hogan (4), Cordarrelle Patterson (3); 3rd TE Jacob Hollister (1).

Defense: LE Trey Flowers (15), Ja'Whuan Bentley (1); DT Lawrence Guy (15), Deatrich Wise Jr. (1); DT Malcolm Brown (14), Danny Shelton (1), Deatrich Wise Jr. (1); RE Keiontae Davis (3), Deatrich Wise Jr. (3), Adrian Clayborn (1), John Simon (1); LB Dont'a Hightower (13), Ja'Whuan Bentley (2), Elandon Roberts (1); LB Kyle Van Noy (8), Dont'a Hightower (1), Elandon Roberts (6), Dont'a Hightower (2); LB Kyle Van Noy (8), Elandon Roberts (3); LB Elandon Roberts (1), John Simon (1); DB Jonathan Jones (5), Duron Harmon (4), J.C. Jackson (3); LCB Jason McCourty (12), J.C. Jackson (2), Eric Rowe (2); RCB Stephon Gilmore (16); S Patrick Chung (14), Duron Harmon (2); S Devin McCourty (16).

2018 Coaching Staff: Cameron Achord, Assistant Special Teams; Steve Belichick, Safeties; Josh Boyer, Cornerbacks; Moses Cabrera, Head Strength and Conditioning; Nick Caley, Tight Ends; Brendan Daly, Defensive Line; Ivan Fears, Running Backs; Brian Flores, Linebackers; Joe Judge, Special Teams; Deron Mayo, Assistant Strength and Conditioning; Josh McDaniels, Offensive Coordinator/Quarterbacks; Chad O'Shea, Wide Receivers; Dante Scarnecchia, Offensive Line; Jerry Schuplin, Assistant Quarterbacks.

Pro Bowl (2): Tom Brady (14), Stephon Gilmore (2).

PUNTING	NO	YDS	AVG	NET	TB	IN	LG	BLK
R. Allen	64	2885	45.1	39.5	5	21	66	0
Patriots	64	2885	45.1	39.5	5	21	66	0
Opponents	71	2899	40.8	37.2	3	19	57	2

PUNT RETURNS	NO	FC	YDS	AVG	LG	TD
Edelman	20	11	154	7.7	25	0
C. Jones	5	1	45	9.0	24	0
McCarron	1	3	0	0.0	0	0
Patriots	26	15	199	7.7	25	0
Opponents	25	8	255	10.2	33	0

KICK RETURNS	NO	YDS	AVG	LG	TD
C. Patterson	23	663	28.8	95t	1
Michel	4	77	19.3	26	0
Develin	1	15	15.0	15	0
Patriots	28	755	27.9	95t	1
Opponents	42	1034	24.6	97	0

SACKS: T. Flowers 7.5, Wise 4.5, Van Noy 3.5, Butler 3.0, Clayborn 2.5, Simon 2.0, J. Jones 1.5, Gilmore 1.0, Guy 1.0, Hightower 1.0, Rivers 1.0, Roberts 1.0, Chung 0.5
Patriots 30.0, Opponents 21.0

PASSING	ATT	CMP	YARDS	CMP%	YDS/ATT	TD	TD%	INT	LG	SK/YDS	RATING	
Brady	570	375	4355	65.8	7.64	29	5.1	11	19	63t	21/147	91.7
Edelman	2	2	43	100.0	21.50	0	0.0	0	0	37	0/0	118.8
Hoyer	2	1	7	50.0	3.50	0	0.0	0	0	7	0/0	58.3
Patriots	574	378	4405	65.9	7.67	29	5.1	11	1.9	63t	21/147	91.7
Opponents	605	370	4181	61.2	6.91	29	4.6	18	3.0	75t	30/238	85.4

2019 FINAL STATISTICS (12-4)

HEAD COACH: BILL BELICHICK • AFC EAST DIVISION CHAMPIONS • HOME STADIUM: Gillette Stadium

Table with columns: Date, W/L, Score, Opp., Att. (Rushing, Passing, Total), Opp. (Rushing, Passing, Total), Att. (Receiving, Yards, Avg, LG, TD). Rows include game dates and results for the 2019 season.

Team Statistics section with columns: Category, Patriots, Opponents. Includes Rushing, Passing, Penalty, Net Yards, etc.

Score by Periods table with columns: Period, Patriots, Opponents.

Scoring section with columns: Player, TD, Ru, Pa, Rt, PAT, FG, S, TP. Lists all scoring plays.

Summary table with columns: Rushing, Yards, Avg, LG, TD. Totals for Patriots and Opponents.

Receiving summary table with columns: Player, No, Yards, Avg, LG, TD. Totals for Patriots and Opponents.

Interceptions summary table with columns: Player, No, Yards, Avg, LG, TD. Totals for Patriots and Opponents.

Punting summary table with columns: Player, No, Yards, Avg, Net, TB, In, LG, BK. Totals for Patriots and Opponents.

Punt Returns summary table with columns: Player, No, FC, Yards, Avg, LG, TD. Totals for Patriots and Opponents.

Kick Returns summary table with columns: Player, No, Yards, Avg, LG, TD. Totals for Patriots and Opponents.

Sacks summary table with columns: Player, No, Yards, Avg, Opponent. Totals for Patriots and Opponents.

Passing summary table with columns: Player, Att, Comp, Yards, Comp%, Yds/Att, TD, TD%, Int, Int%, LG, Sk/Yds, Rating. Totals for Patriots and Opponents.

Field Goals summary table with columns: Player, 1-19, 20-29, 30-39, 40-49, 50+. Totals for Patriots and Opponents.

Gostkowski: (25G, 41G, 35G, 36G) (48N, 28G) (37G) (23G) 0 0 0 0 0 0 0 0 0 0 0
Nugent: 0 0 0 0 (37G, 23G) (40N) (34G) (20G, 29N, 29G, 34N) 0 0 0 0 0 0 0
Folk: 0 0 0 0 0 0 0 0 0 0 (22G, 19G) (35G, 39G) (44G, 46N, 48N, 42G) 0 (41N, 29G) (40G, 46G) (36G, 51G, 20G) (25G)

Starters section listing players by position: WR, TE, RB, QB, OL, DL, DE, LB, CB, S. Includes names and numbers.

Defense: LE Lawrence Guy (15), Shilique Calhoun (1); DT, Danny Shelton (14), Lawrence Guy (1), Deatrich Wise Jr. (1); RE John Simon (11), Adam Butler (2), Deatrich Wise Jr. (2), Michael Bennett (1); LB Kyle Van Noy (14), Elandon Roberts (1), John Simon (1); LB Dont'a Hightower (15), Ja'Whaun Bentley (1); LB Jamie Collins Sr. (15); LB Elandon Roberts (3), Ja'Whaun Bentley (1); LCB Jason McCourty (10), J.C. Jackson (6); RCB Stephen Gilmore (16), S Patrick Chung (12), Duron Harmon (2), Jonathan Jones (2); S Devin McCourty (16); DB Jonathan Jones (7), Duron Harmon (6).

2019 Coaching Staff: Cameron Achord, Assistant Special Teams; Steve Belichick, Safeties; Bret Bielsma, Defensive Line; Moses Cabrera, Head Strength and Conditioning; Nick Caley, Tight Ends; DeMarcus Covington, Outside Linebackers; Ivan Fears, Running Backs; Joe Judge, Special Teams Coordinator/Wide Receivers; Mick Lombardi, Assistant Quarterbacks; Deron Mayo, Assistant Strength and Conditioning; Jerod Mayo, Inside Linebackers, Josh McDaniels, Offensive Coordinator/Quarterbacks; Mike Pellegrino, Cornerbacks; Cole Popovich, Assistant Running Backs, Dante Scarnecchia, Offensive Line.

Pro Bowl (3): Stephen Gilmore (3), Dont'a Hightower (2), Matthew Slater (8).

RESULTS

2020 FINAL STATISTICS (7-9)

HEAD COACH: BILL BELICHICK • THIRD IN AFC EAST • HOME STADIUM: Gillette Stadium

Date	W/L	Score	Opp.	Att.	RUSHING
09/13	W	21-11	Miami		Harris
09/20	L	30-35	at Seattle		Newton
09/27	W	36-20	Las Vegas		Michel
10/05	L	10-26	at Kansas City	12,729	Burkhead
10/11			BYE WEEK		White
10/18	L	12-18	Denver		Taylor
10/25	L	6-33	San Francisco		Olszewski
11/01	L	21-24	at Buffalo		Edelman
11/09	W	30-27	at N.Y. Jets		Zuber
11/15	W	23-17	Baltimore		Byrd
11/22	L	20-27	at Houston	12,503	Meyers
11/29	W	20-17	Arizona		Hoyer
12/06	W	45-0	at L.A. Chargers		Stidham
12/10	L	3-24	at L.A. Rams		Moncrief
12/20	L	12-22	at Miami	13,354	Harry
12/28	L	9-38	Buffalo		Harry
01/03	W	28-14	N.Y. Jets		

TEAM STATISTICS		PATS	OPP
Total First Downs		332	339
Rushing	143	131	
Passing	157	187	
Penalty	32	21	
3rd Down: Made/Att	76/187	76/186	
3rd Down Pct.	40.9	40.9	
4th Down: Made/Att	9/17	9/16	
4th Down Pct.	52.9	56.3	

Possession Avg.	28:58	31:02
Total Net Yards	5236	5660
Avg. Per Game	327.3	353.8
Total Plays	979	982
Avg. Per Play	5.3	5.8
Net Yards Rushing	2346	2103
Avg. Per Game	146.6	131.4
Total Rushes	502	464

Net Yards Passing	2890	3557
Avg. Per Game	180.6	222.3
Sacked/Yards Lost	37/234	24/165
Gross Yards	3124	3722
Attempts/Completions	440/283	494/333
Completion Pct.	64.3	67.4
Had Intercepted	14	18
Punts/Average	55/48.7	52/46.0
Net Punting Avg.	55/45.6	52/37.9
Penalties/Yards	62/534	82/639
Fumbles/Ball Lost	19/5	11/4
Touchdowns	36	41
Rushing	20	17
Passing	12	22
Returns	4	2

SCORE BY PERIODS	1	2	3	4	OT	TOTAL
Patriots	38	104	82	102	0	326
Opponents	69	115	86	83	0	353

SCORING	TD	RU	PA	RT	PAT	FG	S	TP
Folk	0	0	0	0	30/33	26/28	0	108
Newton	13	12	1	0	0/0	0/0	0	78
Burkhead	6	3	3	0	0/0	0/0	0	36
White	3	2	1	0	0/0	0/0	0	18
Harris	2	2	0	0	0/0	0/0	0	12
Harry	2	0	2	0	0/0	0/0	0	12
D.McCourty	2	0	2	0	0/0	0/0	0	12
Michel	2	1	1	0	0/0	0/0	0	12
Olszewski	2	0	1	1	0/0	0/0	0	12
Asiasi	1	0	1	0	0/0	0/0	0	6
Byrd	1	0	1	0	0/0	0/0	0	6
Johnson	1	0	1	0	0/0	0/0	0	6
Wise	1	0	0	1	0/0	0/0	0	6
Meyers	0	0	0	0	0/0	0/0	2	2
Patriots	36	20	12	4	30/33	26/28	0	326
Opponents	41	17	22	2	37/39	22/27	0	353

2-Pt. Conversions: Patriots, 11-13; Opponents 2-2.

NO	YDS	AVG	LG	TD	
137	691	5.0	41	2	
137	592	4.3	49	12	
79	449	5.7	48	1	
67	274	4.1	18	3	
35	121	3.5	10	2	
23	110	4.8	28	0	
5	23	4.6	12	0	
2	22	11.0	23	0	
2	21	10.5	13	0	
2	15	7.5	11	0	
2	9	4.5	7	0	
1	8	8.0	8	0	
7	7	1.0	6	0	
1	4	4.0	4	0	
2	0	0.0	2	0	
Patriots	502	2346	4.7	49	20
Opponents	464	2103	4.5	35	17

RECEIVING	NO	YDS	AVG	LG	TD
Meyers	59	729	12.4	35	0
White	49	375	7.7	34	1
Byrd	47	604	12.9	42t	1
Harry	33	309	9.4	30	2
Burkhead	25	192	7.7	24t	3
Edelman	21	315	15.0	49	0
Izzo	13	199	15.3	50	0
Johnson	8	35	4.4	12	1
Michel	7	114	16.3	31t	1
Olszewski	5	62	12.4	38t	1
Harris	5	52	10.4	15	0
Keene	3	16	5.3	8	0
Asiasi	2	39	19.5	26t	1
Newton	2	35	17.5	19t	1
Zuber	2	29	14.5	16	0
Moncrief	1	15	15.0	15	0
Taylor	1	4	4.0	4	0
Patriots	283	3124	11.0	50	12
Opponents	333	3722	11.2	54t	22

INTERCEPTIONS	NO	YDS	AVG	LG	TD
Jackson	9	80	8.9	30	0
D. McCourty	2	62	31.0	43t	1
Phillips	2	5	2.5	5	0
Jones	2	0	0.0	0	0
Gilmore	1	15	15.0	15	0
Bryant	1	0	0.0	0	0
Winovich	1	0	0.0	0	0
Patriots	18	162	9.0	43t	1
Opponents	14	256	18.3	79t	2

PUNTING	NO	YDS	AVG	NET	TB	IN	LG	BLK
Bailey	55	2678	48.7	45.6	5	31	71	0
Patriots	55	2678	48.7	45.6	5	31	71	0
Opponents	52	2390	46.0	37.9	3	18	65	0

PUNT RETURNS	NO	FC	YDS	AVG	LG	TD
Olszewski	20	11	346	17.3	70t	1
Byrd	2	5	0	0.0	0	0
Taylor	1	0	11	11.0	11	0
Patriots	23	16	357	15.5	70t	1
Opponents	12	18	71	5.9	20	0

KICK RETURNS	NO	YDS	AVG	LG	TD
Olszewski	18	418	23.2	33	0
Moncrief	7	165	23.6	53	0
Taylor	4	87	21.8	28	0
Dugger	2	47	23.5	30	0
Patriots	31	717	23.1	53	0
Opponents	32	680	21.3	49	0

PASSING	ATT	CMP	YARDS	CMP%	YDS/ATT	TD	TD%	INT	INT%	LG	SK/YDS	RATING
Newton	368	242	2657	65.8	7.22	8	2.2	10	2.7	50	31/195	82.9
Stidham	44	22	256	50.0	5.82	2	4.5	3	6.8	38t	4/21	54.7
Hoyer	24	15	130	62.5	5.42	0	0.0	1	4.2	25	2/18	59.4
Edelman	2	2	38	100.0	19.00	0	0.0	0	0.0	22	0/0	118.8
Meyers	2	2	43	100.0	21.50	2	2.00	0	0.0	24t	0/0	158.3
Patriots	440	273	3124	61.3	7.10	12	2.7	14	3.2	50	37/234	81.1
Opponents	494	333	3722	67.4	7.53	22	4.5	18	3.6	54t	24/165	89.3

SACKS: Winovich 5.5, Butler 4.0, Wise 2.5, Calhoun 2.0, Guy 2.0, Simon 2.0, Bentley 1.5, Rivers 1.5, Cowart 1.0, Phillips 1.0, Uche 1.0.
Patriots 24.0, Opponents 37.0

FIELD GOALS	1-19	20-29	30-39	40-49	50+
Folk	0/0	6/6	7/7	11/12	2/3
Patriots	0/0	6/6	7/7	11/12	2/3
Opponents	0/0	8/8	5/5	6/9	3/5

FOLK: (45N) (51N,25G) (33G,23G,32G) (43G) (41G,38G) (40G,41G) (43G,33G) (45G,29G,51G)(20G) (45G,36G) (22G,50G) (32G) (29G) (45G,36G,45G,42G) (45G) (0)

OPPOSITIONS: (46G) (0) (29G,41N,25G) (23G,39G) (45G,44G,27G,52G,20G,54G) (41G,32G) (28G) (35G,50G) (24G) (36G,46G) (47G,45N) (46N,58B) (35G) (52N) (22G) (0)

STARTERS
Offense: WR N. Harry (8), J. Meyers (8); LT Isaiah Wynn (9), Justin Herron (4), Jermaine Eluemunor (3); LG Joe Thuney (14), Mike Onwenu (1), Isaiah Wynn (1); C David Andrews (12), James Ferentz (2), Joe Thuney (2); RG Shaq Mason (13), Mike Onwenu (3); RT Mike Onwenu (10), Jermaine Eluemunor (5); TE Ryan Izzo (12), Devin Asiasi (3), Justin Herron (1); 2nd WR Damienere Byrd (14), Julian Edelman (1); QB Cam Newton (15), Brian Hoyer (1); RB Damien Harris (10), Sony Michel (6); FB Jakob Johnson (10); 3rd T Mike Onwenu (2), Justin Herron (1); 3rd WR Gunner Olszewski (2), Jakobi Meyers (1), N'Keal Harry (1).

Defense: LE Jim Simon (16); DL Lawrence Guy 14, Nick Thurman (1), Adam Butler (1); RE Deatrich Wise Jr. (7), Chase Winovich (6), Tashawn Bower (2), Carl Davis (1); 3rd DL Adam Butler (1); LB Ja'Whuan Bentley (15), Brandon Copeland (4), Terez Hall (4), Afernee Jennings (4), Chase Winovich (3), Tashawn Bower (1), Josh Uche (1), Tashawn Bower (1); Nickel Kyle Dugger (7), Jonathan Jones (7), Terrence Brooks (1), Dime Terrence Brooks (1), J.C. Jackson (1); LCB Jason McCourty (1), J.C. Jackson (5); RCB Stephon Gilmore (11), J.C. Jackson (5), S Devin McCourty (16); S Adrian Phillips (16).

2020 Coaching Staff: Cam Achord, Special Teams Coordinator; Brian Belichick, Safeties; Steve Belichick, Outside Linebackers; Carmen Bricillo, Offensive Line; Troy Brown, Running Backs, Kick Returners; Moses Cabrera, Head Strength and Conditioning; Nick Calley, Tight Ends, Fullbacks; DeMarcus Covington, Defensive Line; Ivan Fears, Running Backs; Jedd Fisch, Quarterbacks; Joe Houston, Special Teams Assistant; Mick Lombardi, Wide Receivers; Deron Mayo, Strength and Conditioning Assistant; Jerod Mayo, Inside Linebackers; Josh McDaniels, Offensive Coordinator; Mike Pellegrino, Cornerbacks; Cole Popovich, Offensive Line.

Pro Bowl (3): Jake Bailey (1), Stephon Gilmore (4), Matthew Slater (9).

RESULTS

2021 FINAL STATISTICS (10-7)

HEAD COACH: BILL BELICHICK • SECOND IN AFC EAST • HOME STADIUM: Gillette Stadium

Date	W/L	Score	Opp.	Att.	RUSHING	NO	YDS	AVG	LG	TD	FIELD GOALS	1-19	20-29	30-39	40-49	50+				
09/12	L	16-17	Miami	65,878	Harris	202	929	4.6	64t	15	Folk	0/0	9/9	11/11	11/11	5/8				
09/19	W	25-6	at N.Y. Jets	75,626	Stevenson	133	606	4.6	21	5	Patriots	0/0	9/9	11/11	11/11	5/8				
09/26	L	13-28	New Orleans	65,878	Bolden	44	226	5.1	24	1	Opponents	0/0	6/6	7/10	9/12	0/5				
10/03	L	17-19	Tampa Bay	65,878	Jones	44	129	2.9	13	0	FOLK: (276,426,336) (466,496,326.56) (456,266) (276,56N) (526,526,326,216) (0) (396,366) (246,486), (486,306) (376,54N) (386) (326,446,536,336) (226,376,446,53N,286,526) (416,346) (256) (0) (436) (436)									
10/10	W	25-22	at Houston	68,450	Bourne	12	125	10.4	18	0	OPPONENTS: (48G) (216,53N,35G) (52N,36N) (296,36N,44G,276,486)(336,56N) (306,456,51N,49G) (48N) (48G) (396,49G) (0) (50N)(44N) (35G,33N) (256,416,49N) (256,346) (29G) (306,49G)									
10/17	L	29-35	Dallas OT	65,878	Smith	9	40	4.4	9	0	STARTERS WR Nelson Agholor (13), C David Andrews (17), RB Brandon Bolden (1), WR Kendrick Bourne (5), RT Trent Brown (9), RT Yodny Cajuste (2), RT Yasir Durant (1), LG James Ferentz (2), RB Damien Harris (15), WR N'Keal Harry (4), TE Hunter Henry (10), T Justin Herron (4), FB Jakob Johnson (6), QB Mac Jones (17), LG Ted Karras (13), RG Shaq Mason (15), WR Jakobi Meyers (16), TE Mike Onwenu (8), TE Jonnu Smith (11), RB Rhamondre Stevenson (2), LT Isaiah Wynn (15), WR Kristian Wilkerson (1)									
10/24	W	54-13	N.Y. Jets	65,878	White	10	38	3.8	10	1	Defense: DL Christian Barmore (2), LB Ja'Whaun Bentley (16), DB Myles Bryant (2), LB Jamie Collins Sr. (2), DL Carl Davis Jr. (4), DB Kyle Dugger (12), DL Davon Godchaux (16), DL Lawrence Guy (17), LB Dont'a Hightower (15), J.C. Jackson (17), DB Jonathan Jones (1), LB Matthew Judon (16), LB Harvey Langi (1), DB Devin McCourty (17), DB Jalen Mills (16), DB Adrian Phillips (13), LB Kyle Van Noy (8), CB Joejuan Williams (1), DL Deatrich Wise Jr. (9)									
10/31	W	27-24	at L.A. Chargers	70,240	Taylor	19	37	1.9	15	2	2021 Coaching Staff: Cam Achord, Special Teams Coordinator; Brian Belichick, Safeties; Steve Belichick, Outside Linebackers; Carmen Brillico, Offensive Line; Troy Brown, Wide Receivers; Kick Returners; Moses Cabrera, Head Strength and Conditioning; Nick Calia, Tight Ends, Fullbacks; DeMarcus Covington, Defensive Line; Ross Douglas, NFL Coaching Fellowship, Defense; Ivan Fears, Running Backs; Bo Hardegrave, Quality Control, Quarterbacks; Joe Houston, Special Teams Assistant; Tyler Hughes, Offensive Assistant; Mick Lombardi, Receivers; Deron Mayo, Strength and Conditioning Assistant; Jerod Mayo, Inside Linebackers; Josh McDaniels, Offensive Coordinator, Quarterbacks; Matt Patricia, Senior Football Advisor; Mike Pellegrino, Cornerbacks; Cole Popovich, Offensive Line; Evan Rothstein, Research and Analysis, Coaching; Vinnie Sunseri, Running Backs; Billy Yates, Assistant Offensive Line;									
11/07	W	24-6	at Carolina	72,203	Agholor	3	11	3.7	6	0	PRO BOWL (4): J.C. Jackson (1), Mac Jones (1) Matthew Judon (3), Matthew Slater (10).									
11/14	W	45-7	Cleveland	65,878	Oliszewski	1	9	9.0	9	0										
11/18	W	25-0	at Atlanta	68,286	Meyers	1	9	9.0	9	0										
11/28	W	36-13	Tennessee	65,878	Bailey	0	0	0.0	0	0										
12/06	W	14-10	at Buffalo	69,694	Hoyer	11	-8	-0.7	2	0										
12/12			BYE WEEK																	
12/18	L	17-27	at Indianapolis	66,391	Patriots	489	2151	4.4	64t	24										
12/26	L	21-33	Buffalo	65,878	Opponents	464	2103	4.5	75	9										
01/02	W	50-10	Jacksonville	66,578	RECEIVING Meyers 83 866 10.4 39 2 Bourne 55 800 14.5 75t 5 Henry 50 603 12.1 35 9 Bolden 41 405 9.9 28 2 Agholor 37 473 12.8 44 3 Smith 28 294 10.5 28 1 Harris 18 132 7.3 21 0 Stevenson 14 123 8.8 41 0 Harry 12 184 15.3 43 0 White 12 94 7.8 28 0 Johnson 4 43 10.8 29 0 Wilkerson 4 42 10.5 20t 2 Taylor 4 8 2.0 5 0 Oliszewski 2 31 15.5 22 0 Patriots 364 4098 11.3 75t 24 Opponents 319 3437 10.8 67t 21															
01/09	L	24-33	at Miami	66,578	INTERCEPTIONS Jackson 8 92 11.5 88t 1 Dugger 4 100 25.0 37 0 Phillips 4 39 9.8 26t 1 McCourty 3 22 7.3 22 0 Van Noy 1 35 35.0 35t 1 Bryant 1 33 33.0 33 0 Collins 1 1 1.0 1 0 Jones 1 0 0.0 0 0 Patriots 23 322 14.0 88t 3 Opponents 16 132 20.2 46 3															

AFC PLAYOFFS	PATS	OPP
01/15 L 17-47	at Buffalo	69,188
TEAM STATISTICS		
Total First Downs	362	308
Rushing	139	111
Passing	187	176
Penalty	36	21
3rd Down: Made/Att	91/209	77/211
3rd Down Pct.	43.5	36.5
4th Down: Made/Att	11/17	17/32
4th Down Pct.	64.7	53.1
Possession Avg.	30:28	29:32
Total Net Yards	6008	5283
Avg. Per Game	353.4	310.8
Total Plays	1052	1038
Avg. Per Play	5.7	5.1
Net Yards Rushing	2158	2103
Avg. Per Game	126.9	123.7
Total Rushes	489	464
Net Yards Passing	3857	3181
Avg. Per Game	226.9	187.1
Sacked/Yards Lost	28/241	36/256
Gross Yards	4098	3437
Attempts/Completions	535/364	538/319
Completion Pct.	68.0	59.3
Had Intercepted	13	23
Punts/Average	52/44.5	55/46.9
Net Punting Yards	52/39.6	55/39.3
Penalties/Yards	95/854	100/831
Fumbles/Ball Lost	20/10	14/7
Touchdowns	51	35
Rushing	24	9
Passing	24	21
Returns	3	5

SCORE BY PERIODS	1	2	3	4	OT	TOTAL		
Patriots	77	143	77	165	0	462		
Opponents	89	77	60	71	6	303		
SCORING								
	TD	Ru	Pa	Rt	PAT	FG	S	TP
Folk	0	0	0	0	42/47	36/39	0	150
Harris	15	0	0	0	0/0	0/0	0	90
Henry	9	0	9	0	0/0	0/0	0	54
Bourne	5	0	5	0	0/0	0/0	0	30
Stevenson	5	0	5	0	0/0	0/0	0	30
Bolden	3	1	2	0	0/0	0/0	1	20
Agholor	3	0	3	0	0/0	0/0	0	18
Meyers	2	0	2	0	0/0	0/0	2	16
Taylor	2	2	0	0	0/0	0/0	0	12
Wilkerson	2	0	2	0	0/0	0/0	0	12
White	1	1	0	0	0/0	0/0	0	6
Van Noy	1	0	0	1	0/0	0/0	0	6
Phillips	1	0	0	1	0/0	0/0	0	6
Smith	1	0	1	0	0/0	0/0	0	6
Jackson	1	0	0	1	0/0	0/0	0	6
Patriots	51	24	3	42/47	36/39	3	462	
Opponents	35	9	21	5	27/30	22/33	0	303
2-Pt. Conversions: Team 3/4, Opponents: 0/3.								

PUNTING	NO	YDS	AVG	NET	TB	IN	LG	BLK				
Bailey	49	2316	47.3	39.6	6	23	71	3				
Patriots	52	2316	44.5	39.6	6	23	71	3				
Opponents	55	2580	46.9	39.3	5	9	63	0				
PUNT RETURNS												
	NO	FC	YDS	AVG	LG	TD						
Oliszewski	26	10	309	11.9	27	0						
J.Meyers	1	2	7	7.0	7	0						
N.Harry	1	0	0	0.0	0	0						
Patriots	28	12	316	11.3	27	0						
Opponents	16	13	138	8.6	25	0						
KICK RETURNS												
	NO	YDS	AVG	LG	TD							
Oliszewski	18	416	23.1	37	0							
Bolden	3	62	20.7	25	0							
McCourty	2	27	13.5	18	0							
Taylor	1	25	25.0	25	0							
Johnson	1	14	14.0	14	0							
Patriots	25	544	21.8	37	0							
Opponents	55	1166	21.2	38	0							
SACKS: M.Judon 12.5, K.Van Noy 5.0, J.Uche 3.0, D.Wise 3.0, D.Ekualu 2.0, C.Barmore 1.5, D.Hightower 1.5, L.Guy 1.5, C.Davis 1.0, J.Collins 1.0, M.Bryant 1.0, D.Godchaux 1.0, T.Bower 1.0, J.Bentley 1.0												
Patriots: 36.0, Opponents: 27.0												
PASSING												
	ATT	CMP	YARDS	CMP%	YDS/ATT	TD	TD%	INT	INT%	LG	SK/YDS	RATING
Jones	521	352	3801	67.6%	7.3	22	4.2%	13	2.5%	75t	28/241	92.5
Hoyer	11	9	227	81.8%	20.6	1	9.1%	0	0.0%	48	0/0	149.0
Meyers	2	2	45	100.0%	22.5	0	0.0%	0	0.0%	30	0/0	118.8
Bourne	1	1	25	100.0%	25.0	0	100.0%	0	0.0%	25t	0/0	158.3
Patriots	535	364	4098	68.0%	7.7	24	4.5%	13	2.4%	75t	28/241	95.5
Opponents	538	319	3437	59.3%	6.4	21	3.9%	23	4.3%	67t	36/256	73.3

RESULTS

2022 FINAL STATISTICS (8-9)

HEAD COACH: BILL BELICHICK • THIRD IN AFC EAST • HOME STADIUM: GILLETTE STADIUM

Date	W/L	Score	Opp.	Att.
09/11	L	7-20	at Miami	65,876
09/18	W	17-14	at Pittsburgh	67,307
09/25	L	26-37	Baltimore	65,878
10/02	L	24-27(OT)	at Green Bay	78,317
10/09	W	29-0	Detroit	65,878
10/16	W	38-15	at Cleveland	67,431
10/24	L	14-33	Chicago	65,878
10/30	W	22-17	at N.Y. Jets	82,823
11/06	W	26-3	Indianapolis	65,878
11/13			BYE WEEK	
11/20	W	10-3	N.Y. Jets	65,878
11/24	L	26-33	at Minnesota	66,918
12/01	L	10-24	Buffalo	65,878
12/12	W	27-13	at Arizona	63,251
12/18	L	24-30	at Las Vegas	62,273
12/24	L	18-22	Cincinnati	65,878
01/01	W	23-21	Miami	65,878
01/08	L	23-35	at Buffalo	70,753

TEAM STATISTICS	PATS	OPP
TOTAL FIRST DOWNS	288	314
Rushing	98	90
Passing	166	194
Penalty	24	30
3rd Down: Made/Att	75/215	97/241
3rd Down Pct.	34.9	40.2
4th Down: Made/Att	5/13	10/27
4th Down Pct.	38.5	37.0
Possession Avg.	28:54	31:06
Total Net Yards	5348	5474
Avg. Per Game	314.6	322.0
Total Plays	1006	1091
Avg. Per Play	5.3	5.0
Net Yards Rushing	1812	1793
Avg. Per Game	106.6	105.5
Total Rushes	425	441
Net Yards Passing	3536	3681
Avg. Per Game	208.0	216.5
Sacked/Yards Lost	41/279	54/348
Gross Yards	3815	4029
Attempts/Completions	540/358	596/364
Completion Pct.	66.3	61.1
Had Intercepted	14	19
Punts/Average	80/41.7	71/44.9
Net Punting Avg.	80/35.9	71/38.2
Penalties/Yards	104/84	189/699
Fumbles/Ball Lost	23/9	24/11
Touchdowns	39	40
Rushing	12	7
Passing	19	28
Returns	8	5

SCORE BY PERIODS	1	2	3	4	OT	TOTAL		
Patriots	46	106	116	96	0	364		
Opponents	58	128	70	88	3	347		
SCORING	TD	Ru	Pa	Rt	PAT	FG	S	TP
Folk	0	0	0	0	32/35	32/37	0	128
Meyers	6	0	6	0	0	0	0	38
Stevenson	6	5	1	0	0	0	0	36
Dugger	3	0	0	3	0	0	0	18
D. Harris	3	3	0	0	0	0	0	18
Mar. Jones	3	0	1	2	0	0	0	18
Parker	3	0	3	0	0	0	0	18
Thornton	3	1	2	0	0	0	0	18
Agholor	2	0	2	0	0	0	0	12
Henry	2	0	2	0	0	0	0	12
Bourne	1	0	1	0	0	0	0	6
K. Harris	1	1	0	0	0	0	0	6
Ja. Jones	1	0	0	1	0	0	0	6
Jo. Jones	1	0	0	1	0	0	0	6
Mac Jones	1	1	0	0	0	0	0	6
McMillan	1	0	0	1	0	0	0	6
Montgomery	1	0	1	0	0	0	0	6
Strong	1	1	0	0	0	0	0	6
TEAM	39	12	19	8	32/35	32/37	0	364
OPPONENTS	40	7	28	5	33/36	24/29	0	347

2-Pt Conv: Meyers, TM 1-4, OPP 1-3

RUSHING	NO	YDS	AVG	LG	TD
Stevenson	210	1040	5.0	49	5
D. Harris	106	462	4.4	30	3
Mac Jones	47	102	2.2	15	1
Strong	10	100	10.0	44	1
K. Harris	18	52	2.9	14t	1
Bourne	6	39	6.5	29	0
Thornton	3	16	5.3	19t	1
Taylor	10	9	0.9	5	0
Smith	1	5	5.0	5	0
Zappe	10	0	0.0	5	0
Montgomery	2	-2	-1.0	0	0
Meyers	2	-11	-5.5	7	0
Patriots	425	1812	4.3	49	12
Opponents	441	1793	4.1	38	7

RECEIVING	NO	YDS	AVG	LG	TD
Stevenson	69	421	6.1	40	1
Meyers	67	804	12.0	48t	6
Henry	41	509	12.4	39	2
Bourne	35	434	12.4	41	1
Parker	31	539	17.4	43	3
Agholor	31	362	11.7	44t	2
Smith	27	245	9.1	53	0
Thornton	22	247	11.2	29	2
D. Harris	17	97	5.7	15	0
Strong	7	42	6.0	16	0
Mar. Jones	4	78	19.5	48t	1
Montgomery	3	15	5.0	7	1
Humphrey	2	20	10.0	11	0
Taylor	1	8	8.0	8	0
Zappe	1	-6	-6.0	-6	0
Patriots	358	3815	10.7	53	19
Opponents	364	4029	11.1	63	28

INTERCEPTIONS	NO	YDS	AVG	LG	TD
Jo. Jones	4	89	22.3	55	1
McCourtly	4	66	16.5	36	0
Dugger	3	55	18.3	39t	2
Mar. Jones	2	87	43.5	69t	1
Ja. Jones	2	40	20.0	40t	1
Mills	2	28	14.0	15	0
Bryant	1	11	11.0	11	0
Bentley	1	7	7.0	7	0
Patriots	19	383	20.2	69t	5
Opponents	14	154	11.0	42	0

PUNTING	NO	YDS	AVG	NET	TB	IN	LG	BLK
Palardy	42	1781	42.4	36.4	5	10	58	1
Bailey	37	1557	42.1	35.3	5	12	62	0
Patriots	80	3338	41.7	35.9	10	22	62	1
Opponents	71	3167	44.9	38.2	3	26	69	1

PUNT RETURNS	NO	FC	YDS	AVG	LG	TD
Mar. Jones	29	8	362	12.5	84t	1
Bryant	10	2	56	5.6	16	0
Patriots	39	10	418	10.7	84t	1
Opponents	34	19	267	7.9	43	0

KICK RETURNS	NO	YDS	AVG	LG	TD
Mar. Jones	27	645	23.9	46	0
Strong	5	115	23.0	26	0
Smith	2	31	15.5	16	0
Dugger	1	37	37.0	37	0
Montgomery	1	28	28.0	28	0
Patriots	36	856	23.8	46	0
Opponents	52	1333	25.6	101t	3

SACKS: SACKS: Judon 15.5, Uche 11.5, Wise 7.5, Bentley 3, Barmore 2.5, Ekuale 2, Guy 2, Godchaux 1.5, Jennings 1.5, Tavai 1.5, Wilson 1.5, Ca. Davis 1, Dugger 1, McMillan 1, (group) 1,
Patriots: 54, Opponents: 41

FIELD GOALS	1-19	20-29	30-39	40-49	50+
Folk	1/1	9/9	8/8	10/14	4/5
TEAM	1/1	9/9	8/8	10/14	4/5
OPPONENTS	0/0	3/3	9/10	8/10	4/6

FOLK: () (28G, 52N) (35G, 50G) (37G) (37G, 32G, 44G, 37G, 29G) (19G, 45N) () (31G, 42G, 49G, 45G, 52G) (49G, 43G, 43G, 28G) (24G, 44N, 43N) (34G, 46G, 23G, 25G) (48N, 39G) (51G, 23G) (24G, 47G, 54G) () (49G) (24G)

OPPONENTS: (43G, 49G) (36G, 52G) (56G) (38G, 31G) () (39G, 48G, 51G) (42G, 23G, 38G, 50G) (28G, 45N) (39N, 40G) (45G) (30G, 36G) (48G) (50N, 33G, 27G) (49G) (28G, 43N) (51N) ()

STARTERS
Offense: WR Nelson Agholor (7), C David Andrews (14), WR Kendrick Bourne (2), LT Trent Brown (16), RT Yodny Cajuste (2), RT Marcus Cannon (4), C James Fenter (3), RB Damien Harris (9), RB Kevin Harris (1), TE Hunter Henry (14), QB Brian Hoyer (1), WR LilJordan Humphrey (2), QB Mar. Jones (14), RT Conor McDermott (6), WR Jakobi Meyers (13), LB Mike Onwenu (1), WR DeVante Parker (11), TE Jonnu Smith (8), RB Rhamondre Stevenson (7), LG Cole Strange (17), WR Yquan Thornton (9), LT Isaiah Wynn (6), QB Bailey Zappe (2)

Defense: DL Christian Barmore (3), LB Ja'Whuan Bentley (17), DB Myles Bryant (6), LB Jamie Collins Sr. (1), DL Carl Davis Jr. (2), DB Kyle Dugger (15), DL Davon Godchaux (17), DL Lawrence Guy (14), LB Anfernee Jennings (10), DB Jack Jones (2), DB Jonathan Jones (16), DB Marcus Jones (4), LB Matthew Judon (15), DB Devin McCourtly (17), LB Raekwon McMillan (1), DB Jaalen Miles (10), DB Jabrill Peppers (5), DB Adrian Phillips (8), LB Jahmal Tavai (12), Mack Wilson Sr. (3), DL Deatrich Wise Jr. (16)

2022 Coaching Staff: Cam Achord, Special Teams Coordinator; Brian Belichick, Safeties; Steve Belichick, Linebackers; V'Angelo Bentley, NFL Coaching Fellowship; Defense; Troy Brown, Wide Receivers/Kickoff Returners; Moses Cabrera, Head Strength and Conditioning; Nick Caley, Tight Ends; DeMarcus Covington, Defensive Line; Ross Douglas, Wide Receivers/NFL Coaching Fellowship; Joe Houston, Special Teams Assistant; Tyler Hughes, Offensive Assistant; Joe Judge, Offensive Assistant/Quarterbacks; Deron Mayo, Strength and Conditioning Assistant; Jerod Mayo, Linebackers; Matt Patricia, Senior Football Advisor/Offensive Line; Mike Pellegrino, Cornerbacks; Evan Rothstein, Offensive Assistant; Winnie Sunseri, Running Backs; Billy Yates, Assistant Offensive Line

Pro Bowl (1): Matthew Judon (4)

PASSING	ATT	CMP	YARDS	CMP%	YDS/ATT	TD	TD%	INT	INT%	LG	SK/YDS	RATING
Mac Jones	442	288	2997	65.2	6.78	14	3.2	11	2.5	48t	34/231	84.8
Zappe	92	65	781	70.7	8.49	5	5.4	3	3.3	53	6/40	100.9
Hoyer	6	5	37	83.3	6.17	0	0.0	0	0.0	27	1/8	92.4
TEAM	540	358	3815	66.3	7.06	19	3.5	14	2.6	53	41/279	87.7
OPPONENTS	596	364	4029	61.1	6.76	28	4.7	19	3.2	63	54/348	83.5

2023 FINAL STATISTICS (4-13)

HEAD COACH: **BILL BELICHICK** • FOURTH IN AFC EAST • HOME STADIUM: **GILLETTE STADIUM**

Date	W/L	Score	Opp.	Att.
09/10	L	20-25	Philadelphia	64,628
09/17	L	17-24	Miami	64,628
09/24	W	15-10	at N.Y. Jets	80,878
10/01	L	3-38	at Dallas	93,719
10/08	L	0-34	New Orleans	64,628
10/15	L	17-21	at Las Vegas	61,985
10/22	W	29-25	Buffalo	64,628
10/29	L	17-31	at Miami	65,836
11/05	L	17-20	Washington	64,628
11/12	L	6-10	Indianapolis	50,144
11/19			BYE WEEK	
11/26	L	7-10	at N.Y. Giants	82,211
12/03	L	0-6	L.A. Chargers	64,628
12/07	W	21-18	at Pittsburgh	66,376
12/17	L	17-27	Kansas City	64,628
12/24	W	26-23	at Denver	76,201
12/31	L	21-27	at Buffalo	70,772
01/07	L	13-17	N.Y. Jets	64,628

TEAM STATISTICS	PATS	OPP
TOTAL FIRST DOWNS	261	305
Rushing	93	100
Passing	153	181
Penalty	15	24
3rd Down: Made/Att	67/222	86/237
3rd Down Pct.	30.2	36.3
4th Down: Made/Att	9/25	10/19
4th Down Pct.	36.0	52.6
Possession Avg.	28:03	31:57
Total Net Yards	4696	5127
Avg. Per Game	276.2	301.6
Total Plays	1020	1091
Avg. Per Play	4.6	4.7
Net Yards Rushing	1627	1584
Avg. Per Game	95.7	93.2
Total Rushes	415	480
Net Yards Passing	3069	3543
Avg. Per Game	180.5	208.4
Sacked/Yards Lost	48/323	36/248
Gross Yards	3392	3791
Attempts/Completions	557/351	575/370
Completion Pct.	63.0	64.3
Had Intercepted	21	10
Punts/Average	98/46.9	86/47.0
Net Punting Avg.	98/40.8	86/42.7
Penalties/Yards	89/76	75/544
Fumbles/Ball Lost	19/8	24/8
Touchdowns	27	38
Rushing	9	14
Passing	16	19
Returns	2	5

SCORE BY PERIODS	1	2	3	4	OT	TOTAL
Patriots	40	81	46	69	0	236
Opponents	89	116	56	105	0	366

SCORING	TD	Ru	Pa	Rt	PAT	FG	S	TP
Ryland	0	0	0	0	24/25	16/25	0	72
Henry	6	0	6	0	0	0	0	36
Elliott	5	3	2	0	0	0	0	30
Bourne	4	0	4	0	0	0	0	24
Stevenson	4	4	0	0	0	0	0	24
Gesicki	2	0	2	0	0	0	0	12
P. Brown	1	0	1	0	0	0	0	6
Davis	1	0	0	1	0	0	0	6
Harris	1	0	0	0	0	0	0	6
Reagar	1	0	0	1	0	0	0	6
Smith-Schuster	1	0	1	0	0	0	0	6
Zappe	1	1	0	0	0	0	0	6
Judon	0	0	0	0	0	0	0	1.2
TEAM	27	9	16	2	24/25	16/25	1	1236
OPPONENTS	38	14	19	5	31/32	31/38	1	1366

2-Pt Conv: TM 0-2, OPP 6-6

RUSHING	NO	YDS	AVG	LG	TD
Elliott	184	642	3.5	17	3
Stevenson	156	619	4.0	64	4
Mac Jones	26	96	3.7	18	0
Zappe	17	83	4.9	18	1
Harris	16	65	4.1	18	1
Thorton	3	51	17.0	39	0
Vaughn (LG)	24	42	1.8	9	0
Douglas	8	41	5.1	20	0
Reagar	1	17	17.0	17	0
Montgomery	3	9	3.0	7	0
Bourne	1	4	4.0	4	0
Patriots	415	1627	3.9	64	9
Opponents	480	1584	3.3	50	14

RECEIVING	NO	YDS	AVG	LG	TD
Elliott	51	313	6.1	23	2
Douglas	49	561	11.4	42	0
Henry	42	419	10.0	24	6
Stevenson	38	238	6.3	34	0
Bourne	37	406	11.0	36	4
Parker	33	394	11.9	30	0
Smith-Schuster	29	260	9.0	37	1
Gesicki	29	244	8.4	18	2
P. Brown	13	208	16.0	58	1
Thorton	13	91	7.0	15	0
Reagar	7	138	19.7	39	0
Montgomery	5	40	8.0	17	0
Harris	3	58	19.3	48	0
Boutte	2	19	9.5	11	0
Vaughn (LG)	2	2	1.0	3	0
Strange	0	3	---	3	0
Patriots	351	3392	9.7	58	16
Opponents	370	3791	10.2	51	19

INTERCEPTIONS	NO	YDS	AVG	LG	TD
Dugger	2	35	17.5	20	0
Peppers	2	33	16.5	32	0
J. Tavai	2	2	1.0	2	0
Mapu	1	20	20.0	20	0
Jackson (LG)	1	9	9.0	9	0
Bryant	1	6	6.0	6	0
Austin (LG)	1	0	0.0	0	0
Austin (TM)	1	0	0.0	0	0
Gonzalez	1	0	0.0	0	0
Patriots	10	96	9.6	32	0
Opponents	21	435	20.7	70	4

PUNTING	NO	YDS	AVG	NET	TB	IN	LG	BLK
Baringer	98	4598	46.9	40.8	8	38	79	0
Patriots	98	4598	46.9	40.8	8	38	79	0
Opponents	86	4042	47.0	42.7	8	41	74	0

PUNT RETURNS	NO	FC	YDS	AVG	LG	TD
Bryant	15	12	105	7.0	15	0
Douglas	11	10	56	5.1	25	0
Peppers	4	3	26	6.5	18	0
Mar. Jones	3	1	21	7.0	21	0
Patriots	33	26	208	6.3	25	0
Opponents	44	24	439	10.0	52	0

KICK RETURNS	NO	YDS	AVG	LG	TD
Montgomery	9	219	24.3	43	0
Reagar	7	221	31.6	98	1
Bryant	1	11	11.0	11	0
Harris	1	20	20.0	20	0
Patriots	18	471	26.2	98	1
Opponents	21	433	20.6	42	0

SACKS: Barmore 8.5, Bentley 4.5, Wise 4.5, Judon 4, Mack Wilson 3.5, Uche 3, Dugger 1.5, Jennings 1.5, Bryant 1, Gonzalez 1, Peppers 1, Ja. Tavai 1, White 1
Patriots: 36, Opponents: 48

FIELD GOALS	1-9	20-29	30-39	40-49	50+
Ryland	0/0	4/4	5/7	5/10	2/4
TEAM	0/0	4/4	5/7	5/10	2/4
OPPONENTS	0/0	8/8	12/13	3/6	8/11

FOLK: (1) (49G)(48G,48N,57N,51G)(29G,52N)(48N)(2)(43G)(30G,24G,49G)(38G)(43G)(37G,35N,24G)(35N)(1)(41N,25G)(33G,47N,56G)(47N)(30G)
OPPONENTS: (32G,56G,48G,51G)(23G,49B,55N)(52G)(23G,23G,33G)(54G,53G)(25G,37G,30G,24G)(36G,42N)(30G)(37G,30G)(57N,51G)(42G)(38G,38G)(56G)(39N,29G,54G)(57N)(35G,24G)(21G,40G,49N,33G)

STARTERS
Offense: RT Calvin Anderson (2), C David Andrews (17), LG Jake Andrews (1), Pphaon Brown (10), WR Kendrick Bourne (5), LT Trent Brown (8), WR Demario Douglas (7), RB Ezekiel Elliott (5), TE Mike Gesicki (10), TE Hunter Henry (10), QB Mac Jones (11), OL Vederian Lowe (8), OL Antonio Mafi (5), LT Connor McDermott (5), OL Mike Onwenu (15), WR DeVante Parker (13), WR Jalen Reagar (1), WR JuJu Smith-Schuster (7), TE Matt Sokol (1), RG Sidy Sow (14), RB Rhamondre Stevenson (12), LG Cole Strange (10), WR Tyquan Thornton (2), DL Deatrich Wise Jr. (14), QB Bailey Zappe (6)

Defense: DL Christian Barmore (5), Ja'Whaun Bentley (16), DB Myles Bryant (6), S Kyle Dugger (17), DL Davon Godchaux (17), CB Christian Gonzalez (4), DL Lawrence Guy Sr. (12), LB Anfernee Jennings (11), CB Marcus Jones (1), CB Jonathan Jones (14), LB Matthew Judon (2), DB Martre Mapu (1), S Jalen Mills (6), S Jabrill Peppers (15), DB Adrian Phillips (1), DL Sam Roberts (1), LB Jahllani Tavai (16), LB Josh Uche (2), DB Shaun Wade (5), DL Keion White (4), LB Mack Wilson (1), DL Deatrich Wise Jr. (14)

2023 Coaching Staff: Cam Achord, Special Teams Coordinator; Brian Belichick, Safeties; Steve Belichick, Linebackers; V'Angelo Bentley, NFL Coaching Fellowship/Defense; Troy Brown, Wide Receivers/Kickoff Returners; Moses Cabrera, Head Strength and Conditioning; DeMarcus Covington, Defensive Line; Ross Douglas, Wide Receivers; Joe Houston, Special Teams Assistant; Keith Jones, NFL Coaching Fellowship/Defense; Joe Judge, Assistant Head Coach; Adrian Klemm, Offensive Line; Will Lawning, Tight Ends; Donor Mayo, Strength and Conditioning Assistant; Jerod Mayo, Linebackers; Bill O'Brien, Offensive Coordinator/Quarterbacks; Mike Pellegri, Cornerbacks; Evan Rothstein, Assistant Quarterbacks; Vinnie Sunseri, Running Backs; Billy Yates, Assistant Offensive Line.

Pro Bowl (0)

PASSING	ATT	CMP	YARDS	CMP%	YDS/ATT	TD	TD%	INT	INT%	LG	SK/YDS	RATING
Mac Jones	345	224	2120	64.9	6.14	10	2.9	12	3.5	58	22/127	77.0
Zappe	212	127	1272	59.9	6.00	6	2.8	9	4.2	48	25/191	68.8
Cunningham (TM)	0	0	0	---	---	0	---	0	---	---	1/5	---
TEAM	557	351	3392	63.0	6.09	16	2.9	21	3.8	58	48/323	73.8
OPPONENTS	575	370	3791	64.3	6.59	19	3.3	10	1.7	51	36/248	86.9

2022 SEASON

OFFENSIVE AND DEFENSIVE RANKINGS

YEAR	OFFENSE			DEFENSE		
	TOTAL	RUSH	PASS	TOTAL	RUSH	PASS
2023	276.2 (30)	95.7 (26)	180.5 (28)	301.6 (7)	93.2 (4)	208.4 (11)
2022	314.6 (26)	106.6 (24)	208.0 (20)	322.0 (8)	105.5 (6)	216.5 (16)
2021	353.4 (15)	126.5 (8)	226.9 (14)	310.8 (4)	123.7 (22)	187.1 (2)
2020	327.3 (27)	146.6 (4)	180.6 (30)	353.8 (1)	131.4 (26)	222.3 (8)
2019	354.0 (15)	106.4 (18)	247.6 (8)	275.9 (15)	95.5 (6)	180.4 (2)
2018	393.4 (5)	127.3 (5)	266.1 (8)	359.1 (21)	112.7 (11)	246.4 (22)
2017	394.2 (1)	118.1 (10)	276.1 (2)	366.1 (29)	114.8 (20)	251.3 (30)
2016	386.3 (4)	117.0 (7)	269.3 (4)	326.4 (8)	88.6 (31)	237.9 (12)
2015	374.4 (6)	87.8 (30)	286.7 (5)	339.4 (9)	98.8 (9)	240.7 (7)
2014	365.5 (11)	107.9 (18)	257.6 (9)	344.1(13)	104.3 (9)	239.8 (17)
2013	384.5 (7)	129.1 (9)	255.4 (10)	373.1 (26)	134.1 (30)	239.0 (18)
2012	427.9 (1)	136.5 (7)	291.4 (4)	373.3 (25)	101.9 (9)	271.4 (29)
2011	428.0 (2)	110.3 (20)	317.8 (2)	411.1 (31)	117.1 (17)	293.9 (31)
2010	363.8 (8)	123.3 (9)	240.4 (11)	366.5 (25)	108.0 (11)	258.5 (30)
2009	397.3 (3)	120.1 (12)	277.3 (3)	320.2 (11)	110.5 (13)	209.7 (12)
2008	365.4 (5)	142.2 (6)	223.1 (12)	309.0 (10)	107.6 (15)	201.4 (11)
2007	411.3 (1)	115.6 (13)	295.7 (1)	288.3 (4)	98.3 (10)	190.1 (6)
2006	335.6 (11)	123.1 (12)	212.5 (12)	294.4 (6)	94.2 (5)	200.2 (12)
2005	352.0 (7)	94.5 (24)	257.5 (2)	330.2 (26)	98.8 (8)	231.4 (31)
2004	357.6 (7)	133.4 (7)	224.3 (11)	310.58 (9)	98.3 (6)	212.5 (17)
2003	314.9 (17)	100.4 (27)	214.5 (9)	291.6 (7)	89.6 (4)	202.0 (15)
2002	317.8 (21)	94.3 (28)	223.6 (12)	336.1 (23)	137.4 (31)	198.7 (11)
2001	305.1 (19)	112.1 (13)	193.1 (22)	334.5 (24)	115.9 (19)	218.6 (24)
2000	285.7 (22)	86.9 (26)	198.8 (19)	334.6 (20)	114.4 (21)	220.1 (24)
1999	316.4 (18)	89.1 (23)	227.3 (10)	300.5 (8)	112.2 (20)	188.3 (7)
1998	321.3 (11)	92.5 (27)	228.8 (5)	323.9 (20)	96.7 (7)	227.2 (25)
1997	313.4 (15)	91.5 (26)	221.9 (7)	317.8 (19)	101.1 (5)	216.8 (23)
1996	335.6 (7)	91.8 (26)	243.8 (3)	331.6 (19)	93.9 (6)	237.7 (28)
1995	341.1 (12)	116.6 (10)	224.4 (15)	360.3 (28)	117.4 (22)	242.9 (25)
1994	361.0 (4)	83.3 (27)	277.8 (1)	325.4 (18)	110.0 (19)	215.4 (16)
1993	316.6 (12)	111.3 (13)	205.3 (12)	299.8 (13)	121.9 (22)	177.8 (4)
1992	224.0 (27)	96.6 (22)	127.1 (26)	315.5 (19)	121.9 (22)	193.6 (17)
1991	279.6 (22)	91.7 (18)	187.9 (16)	339.4 (27)	98.7 (9)	240.8 (27)
1990	260.2 (26)	87.4 (25)	172.8 (20)	356.1 (26)	167.3 (28)	188.8 (13)
1989	341.0 (8)	109.3 (19)	231.7 (6)	352.8 (23)	123.6 (17)	229.1 (23)
1988	268.3 (27)	132.5 (9)	135.8 (27)	292.6 (5)	131.2 (19)	161.4 (3)
1987	296.9 (23)	118.1 (20)	178.9 (24)	325.1 (11)	118.5 (14)	206.6 (15)
1986	332.9 (13)	85.8 (28)	247.1 (4)	323.8 (16)	137.7 (24)	186.1 (6)
1985	343.7 (9)	145.7 (6)	198.0 (14)	294.6 (7)	103.4 (6)	191.2 (9)
1984	328.9 (14)	127.0 (11)	201.9 (16)	318.7 (9)	117.8 (12)	200.8 (12)
1983	331.9 (13)	162.8 (5)	169.1 (25)	348.5 (20)	142.6 (21)	205.9 (17)
1982	292.6 (21)	149.7 (2)	142.9 (28)	312.0 (13)	143.2 (25)	168.8 (5)
1981	335.1 (9)	127.5 (15)	223.9 (6)	364.2 (25)	184.4 (28)	179.8 (6)
1980	339.7 (10)	140.0 (7)	199.7 (12)	297.6 (8)	117.3 (11)	180.4 (7)
1979	341.9 (8)	140.8 (14)	201.1 (8)	270.2 (3)	110.6 (6)	159.6 (8)
1978	372.8 (1)	197.8 (1)	175.0 (9)	288.4 (9)	115.8 (4)	172.7 (21)
1977	307.9 (11)	164.5 (14)	143.4 (6)	259.99 (5)	114.6 (2)	145.2 (15)
1976	335.3 (8)	210.6 (2)	124.7 (20)	287.3 (11)	131.9 (8)	155.4 (16)
1975	305.9 (13)	131.8 (16)	174.1 (10)	318.9 (14)	158.6 (19)	160.3 (12)
1974	319.6 (6)	152.4 (6)	167.1 (8)	290.5 (13)	113.4 (4)	177.1 (22)
1973	274.5 (17)	115.1 (23)	159.4 (10)	299.1 (18)	203.6 (26)	95.6 (2)
1972	260.5 (21)	109.4 (22)	151.9 (15)	374.9 (26)	194.4 (26)	180.1 (4)
1971	254.0 (21)	119.2 (23)	134.8 (23)	290.9 (15)	137.0 (6)	153.9 (14)
1970	187.6 (26)	74.3 (26)	113.3 (26)	304.4 (23)	148.1 (26)	156.2 (10)

RECORDS



PATRIOTS ALL-TIME LEADERS

ALL-TIME LEADING RUSHERS (BASED ON RUSHING YARDAGE)

Name	Years	No.	Yds	Avg	Lg	TD
1. Sam Cunningham	1973-79, 81-82	1,385	5,453	3.9	75t	43
2. Jim Nance	1965-71	1,323	5,323	4.0	65t	45
3. Tony Collins	1981-87	1,191	4,647	3.9	54	32
4. Curtis Martin	1995-97	958	3,799	4.0	70t	32
5. Kevin Faulk	1999-2011	864	3,607	4.2	45t	16
6. Don Calhoun	1975-81	820	3,391	4.1	73	23
7. John Stephens	1988-92	891	3,249	3.9	52	17
8. Corey Dillon	2004-06	753	3,180	4.2	50	37
9. Larry Garron	1960-68	759	2,981	3.9	85	14
10. LeGarrette Blount	2013-16	677	2,917	4.3	47t	34
11. Stevan Ridley	2011-14	649	2,817	4.3	43	22
12. Antowain Smith	2001-03	721	2,781	3.9	44	21
13. Craig James	1984-88	585	2,469	4.2	73	11
14. Leonard Russell	1991-93	689	2,437	3.5	24	13
15. Laurence Maroney	2006-09	582	2,430	4.2	59t	21
16. Mosi Tatupu	1978-90	612	2,415	4.0	55	18
17. Sony Michel	2018-20	535	2,292	4.3	48	14
18. Rhamondre Stevenson	2021-23	499	2,265	4.5	64t	10
19. Carl Garrett	1969-72	537	2,235	4.2	80t	15
20. Steve Grogan	1975-90	445	2,176	4.9	41t	35
21. Damien Harris	2019-22	449	2,094	4.7	64t	20
22. BenJarvus Green-Ellis	2008-11	510	2,064	4.1	33t	29
23. Andy Johnson	1974-81	491	2,017	4.1	69t	13
24. Ron Burton	1960-65	429	1,536	3.6	77	9
25. Sammy Morris	2007-10	334	1,486	4.5	55	12
26. Dion Lewis	2015-17	293	1,413	4.8	44	8
27. Horace Ivory	1977-81	329	1,336	4.1	52	14
28. Mack Herron	1973-75	353	1,298	3.7	53	9
29. Robert Perryman	1987-90	369	1,294	3.5	48	9
30. James White	2014-21	330	1,278	3.9	32	11
31. Brandon Bolden	2012-17, 19, 21	275	1,206	4.4	46	10
32. Danny Woodhead	2010-12	250	1,199	4.8	36t	10
33. Vagas Ferguson	1980-82	290	1,163	4.0	44	5
34. Robert Edwards	1998	291	1,115	3.8	53	9
35. Jim Crawford	1960-64	302	1,078	3.6	39	5
36. Tom Brady	2000-19	606	1,037	1.7	22	22
37. Rex Burkhead	2017-20	253	1,026	4.1	33t	11
38. Josh Ashton	1972-74	247	950	3.8	35	3
39. Vito "Babe" Parilli	1961-67	228	949	4.2	33t	14
40. Shane Vereen	2011-14	217	907	4.2	21	7
41. Terry Allen	1999	254	896	3.5	39	8
42. Jim Plunkett	1971-75	159	817	5.1	37	9
43. Mark van Eeghen	1982-83	177	744	4.2	17	2
44. Robert Weathers	1982-86	159	733	4.6	77	4
45. Marion Butts	1994	243	703	2.9	26	8
46. Ezekiel Elliott	2023	184	642	3.5	17	3
47. Jon Vaughn	1991-92	144	597	4.3	36	3
48. Cam Newton	2020	137	592	4.3	49	12
49. Billy Lott	1961-63	143	573	4.0	38	7
50. Reggie Dupard	1986-89	186	571	3.1	49	6

100-YARD RUSHING GAMES

Career	Season
1. Nance, J.17	1. Martin, C. 9 (1995)
2. Martin, C.14	Dillon, C.9 (2004)
	2. Nance, J. 8 (1966)

Consecutive Games

1. Martin, C. 5 (11/26/95-12/23/95)
Nance, J. 5 (11/13/66-12/11/66)
Dillon, C. 5 (10/17/04 - 11/14/04)
2. Calhoun, D. 4 (11/14/76-12/5/76)

TOP 10s

BY RUSHING ATTEMPTS

Name	Att.
1. Cunningham, S. 1,385	
2. Nance, J. 1,323	
3. Collins, T. 1,191	
4. Martin, C. 958	
5. Stephens, J. 891	
6. Faulk, K. 864	
7. Calhoun, D. 820	
8. Garron, L. 759	
9. Dillon, C. 753	
10. Smith, A. 721	

BY RUSHING TDS

Name	TDs
1. Nance, J. 45	
2. Cunningham, S. 43	
3. Dillon, C. 37	
4. Grogan, S. 35	
5. Blount, L. 34	
6. Collins, T. 32	
Martin, C. 32	
8. Green-Ellis, B. 29	
9. Calhoun, D. 23	
10. Brady, T. 22	
Ridley, S. 22	

BY RUSHING AVERAGE (Minimum 450 Carries)

Name	Avg.
1. Stevenson, R. 4.5	
2. Blount, L. 4.3	
Michel, S. 4.3	
Ridley, S. 4.3	
5. Dillon, C. 4.2	
Garrett, C. 4.2	
James, C. 4.2	
Faulk, K. 4.2	
Maroney, L. 4.2	
10. Calhoun, D. 4.1	
Johnson, A. 4.1	

PATRIOTS ALL-TIME LEADERS

ALL-TIME LEADING RECEIVERS (BASED ON NUMBER OF RECEPTIONS)

Name	Years	No.	Yds	Avg	Lg	TD
1. Wes Welker, WR	2007-12	672	7,459	11.1	99t	37
2. Julian Edelman, WR	2009-20	620	6,822	11.0	77t	36
3. Troy Brown, WR	1993-2007	557	6,366	11.4	82t	31
4. Stanley Morgan, WR	1977-89	534	10,352	19.4	76t	67
5. Rob Gronkowski, TE	2010-18	521	7,861	15.1	76t	79
6. Ben Coates, TE	1991-99	490	5,471	11.2	84t	50
7. Kevin Faulk, RB	1999-2011	431	3,701	8.6	52t	15
8. James White, RB	2014-21	381	3,278	8.6	68	25
9. Irving Fryar, WR	1984-92	363	5,726	15.8	80t	38
10. Terry Glenn, WR	1996-2001	329	4,669	14.2	86t	22
11. Deion Branch, WR	2002-05, 10-12	328	4,297	13.1	79t	24
12. Gino Cappelletti, WR	1960-70	292	4,589	15.7	63t	42
13. Jim Colclough, WR	1960-68	283	5,001	17.7	78t	39
14. Tony Collins, RB	1981-87	261	2,356	9.0	49	12
15. Randy Moss, WR	2007-10	259	3,904	15.1	76t	50
16. Jakobi Meyers, WR	2019-22	235	2,759	11.7	48	8
17. Danny Amendola, WR	2013-17	230	2,383	10.4	57	12
18. Vincent Brisby, WR	1993-99	217	3,142	14.5	72	14
19. Sam Cunningham, RB	1973-79, 81-82	210	1,905	9.1	41	6
Marv Cook, TE	1989-93	210	1,843	8.8	49	11
21. Russ Francis, TE	1975-80, 87-88	207	3,157	15.3	53	28
22. Art Graham, WR	1963-68	199	3,107	15.6	80t	20
23. Cedric Jones, WR	1982-90	191	2,703	14.2	65t	16
24. Larry Garron, RB	1960-68	185	2,502	13.5	76t	26
25. Benjamin Watson, TE	2004-09, 19	184	2,275	12.4	40	20
26. Shawn Jefferson, WR	1996-99	178	3,081	17.3	76	14
Randy Vataha, WR	1971-76	178	3,055	17.2	88t	23
28. Aaron Hernandez, TE	2010-12	175	1,956	11.2	46	18
29. Michael Timpson, WR	1989-94	172	2,472	14.4	60t	8
30. David Patten, WR	2001-04	165	2,513	15.2	91t	16
31. Andy Johnson, RB	1974-81	161	1,807	11.2	53	9
32. David Givens, WR	2002-05	158	2,214	14.0	57	12
33. Harold Jackson, WR	1978-81, 87	156	3,162	20.3	59	18
34. Jim Whalen, TE	1965-69	153	2,487	16.3	87t	17
35. Hunter Henry, TE	2021-23	133	1,530	11.5	38	17
36. Jim Nance, RB	1965-71	129	844	6.5	45	1
37. Kendrick Bourne, WR	2021-23	127	1,640	12.9	75t	10
38. Reggie Rucker, WR	1971-74	126	1,884	15.0	69t	10
39. Rhamondre Stevenson, RB	2021-23	121	782	6.5	41	1
40. Greg McMurtry, WR	1990-93	120	1,519	12.7	65t	4
Daniel Graham, TE	2002-06	120	1,393	11.6	48	17
42. Derrick Ramsey, TE	1983-85	118	1,412	12.0	39	14
43. Lin Dawson, TE	1981-90	117	1,233	10.5	42	8
Curtis Martin, RB	1995-97	117	890	7.6	41	5
45. Stephen Starring, WR	1983-87	112	1,865	16.7	76t	11
46. Brandon LaFell, WR	2014-15	111	1,486	13.2	56t	7
Ron Burton, RB	1960-65	111	1,205	10.9	73t	8
48. Darryl Stingley, WR	1973-77	110	1,883	17.1	68	14
Tony Romeo, TE	1962-67	110	1,724	15.7	62	10
50. Chris Hogan, WR	2016-18	107	1,651	22.7	79t	12
Carl Garrett, RB	1969-72	107	1,158	10.8	80t	3

100-YARD RECEIVING GAMES

Career	Season
1. Morgan, S.	38
2. Welker, W.	28
3. Gronkowski, R.	28
4. Moss, R.	18
5. Edelman, J.	15
6. Brown, T.	13
Glenn, T.	13
1. Moss, R.	9 (2007)
Morgan, S.	9 (1986)
2. Welker, W.	8 (2011)
3. Welker, W.	6 (2009)

Consecutive Games

Welker, W.	4 (9/23/12-10/14/12)
Moss, R.	4 (9/9/07-10/1/07)

TOP 10s

BY RECEIVING YDS

Name	Yds.
1. Morgan, S.	10,352
2. Gronkowski, R.	7,861
3. Welker, W.	7,459
4. Edelman, J.	6,822
5. Brown, T.	6,366
6. Fryar, I.	5,726
7. Coates, B.	5,471
8. Colclough, J.	5,001
9. Glenn, T.	4,669
10. Cappelletti, G.	4,589

BY RECEIVING TDS

Name	TDs
1. Gronkowski, R.	79
2. Morgan, S.	67
3. Coates, B.	50
Moss, R.	50
5. Cappelletti, G.	42
6. Colclough, J.	39
7. Fryar, I.	38
8. Welker, W.	37
9. Edelman, J.	36
10. Brown, T.	31

BY RECEIVING YDS AVG. (Minimum 150 Catches)

Name	Avg.
1. Jackson, H.	20.3
2. Morgan, S.	19.4
3. Colclough, J.	17.7
4. Jefferson, S.	17.3
5. Vataha, R.	17.2
6. Whalen, J.	16.3
7. Fryar, I.	15.8
8. Cappelletti, G.	15.7
9. Graham, A.	15.6
10. Francis, R.	15.3

PATRIOTS ALL-TIME LEADERS

ALL-TIME LEADING PASSERS (BASED ON PASSING YARDAGE)

Name	Years	Att	Cmp	Yds	Pct	TD	Int	Rtg
1. Tom Brady	2000-19	9,988	6,377	74,571	63.8	541	179	97.0
2. Drew Bledsoe	1993-2001	4,518	2,544	29,657	56.3	166	138	75.9
3. Steve Grogan	1975-90	3,593	1,879	26,886	52.3	182	208	69.6
4. Vito "Babe" Parilli	1961-67	2,413	1,140	16,747	47.2	132	138	64.8
5. Tony Eason	1983-89	1,500	876	10,732	58.4	60	48	80.6
6. Jim Plunkett	1971-75	1,503	729	9,932	48.5	62	87	59.7
7. Mac Jones	2021-23	1,308	864	8,918	66.1	46	36	85.8
8. Hugh Millen	1991-92	612	370	4,276	60.5	17	28	71.8
9. Matt Cassel	2005-08	555	349	3,946	62.9	23	13	88.2
10. Mike Taliaferro	1968-70	680	305	3,920	44.9	27	44	49.8
11. Ed "Butch" Songin	1960-61	604	285	3,905	47.2	36	24	71.7
12. Matt Cavanaugh	1978-82	385	206	3,018	53.5	19	23	70.9
13. Cam Newton	2020	368	242	2,657	65.8	8	10	82.9
14. Marc Wilson	1989-90	415	214	2,631	51.6	9	16	62.6
15. Bailey Zappe	2022-23	304	192	2,053	63.2	11	12	78.5
16. Doug Flutie	1987-89, 2005	305	148	1,871	48.5	11	14	61.0
17. Tommy Hodson	1990-92	315	171	1,809	54.3	7	11	64.1
18. Tom Yewcic	1961-66	206	87	1,374	42.2	12	12	60.2
19. Scott Zolak	1992-98	244	124	1,314	50.8	8	7	65.8
20. Tom Sherman	1968-69	226	90	1,199	39.8	12	16	45.6
21. Joe Kapp	1970	219	98	1,104	44.7	3	17	32.6
22. Tom Ramsey	1986-88	164	84	1,005	51.2	6	9	59.6
23. Scott Secules	1993	134	75	918	56.0	2	9	54.3
24. Brian Hoyer	2009-11, 17-18, 20-22	92	61	729	66.3	2	2	88.5
25. Jimmy Garoppolo	2014-17	94	63	690	67.0	5	0	106.3
26. Tom Owen	1976-81	114	58	655	50.9	3	9	44.3
27. Don Trull	1967	81	27	442	33.3	1	7	20.7
28. Jacoby Brissett	2016	55	34	400	61.8	0	0	83.9
29. Brian Dowling	1972-73	54	29	383	53.7	2	1	81.0
30. Jarrett Sridham	2019-21	48	24	270	50.0	2	4	46.4
31. Ed Wilson	1965	46	20	257	43.5	1	3	41.7
32. Tom Greene	1960	63	27	251	42.9	1	6	20.1
33. Neil Graff	1974-75	36	19	241	52.8	2	3	57.8
34. Jeff Carlson	1992	49	18	232	36.7	1	3	33.7
35. Andy Johnson	1974-81	13	7	194	53.8	4	1	106.6
36. Bob Bleier	1987	39	14	181	35.9	1	1	49.2
37. Julian Edelman	2009-20	6	6	128	100.0	1	0	158.3
38. Richard Christy	1960	11	6	94	54.5	2	2	83.1
39. Jakobi Meyers	2019-22	4	4	88	100.0	2	0	158.3
Rohan Davey	2002-04	19	8	88	42.1	0	0	56.5
John Huarte	1966-67	20	8	88	40.0	0	2	14.2
42. Mike Kerrigan	1983-84	15	7	85	46.7	0	1	36.8
43. Michael Bishop	1999-00	9	3	80	33.3	1	1	64.4
44. Dick Shiner	1973-74	10	5	68	50.0	0	1	32.5
45. John Friesz	1999-2000	21	11	66	52.4	0	1	39.0
46. David Patten	2001-04	3	1	60	33.3	1	1	81.9
47. Don Westbrook	1977-81	2	2	52	100.0	0	0	118.8
48. Bob Gladioux	1969-72	3	1	48	33.3	0	1	42.4
49. Harvey White	1960	7	3	44	42.9	0	0	64.0
50. Larry Garron	1960-68	6	1	39	16.7	0	0	54.2

RECORDS

TOP 10 BY PASSER RATING

(Minimum 200 attempts)

Name	Rating
1. Brady, T.	97.0
2. Jones, M.	89.0
3. Cassel, M.	88.2
4. Newton, C.	82.9
5. Eason, T.	80.6
6. Bledsoe, D.	75.9
7. Millen, H.	71.8
8. Songin, B.	71.7
9. Cavanaugh, M.	70.9
10. Grogan, S.	69.6

300-YARD PASSING GAMES

Career

Name	No.
1. Brady, T.	92
2. Bledsoe, D.	26
3. Grogan, S.	12

Season

1. Brady, T.	11 (2011)
2. Brady, T.	8 (2007)
Brady, T.	8 (2012)
4. Brady, T.	7 (2015)
Brady, T.	7 (2009)

Consecutive Games

1. Brady, T. (10/18/09-11/22/09).....	5
2. Brady, T. (9/17/17-10/5/17).....	4
Brady, T. (11/24/13-12/15/13).....	4
Brady, T. (12/11/11-1/1/12).....	4

TOP 10s

BY PASSING ATTEMPTS

Name	Att.
1. Brady, T.	9,988
2. Bledsoe, D.	4,518
3. Grogan, S.	3,593
4. Parilli, V.	2,413
5. Plunkett, J.	1,503
6. Eason, T.	1,500
7. Jones, M.	1,380
8. Taliaferro, M.	680
9. Millen, H.	612
10. Songin, B.	604

BY PASSING CMP

Name	Cmp.
1. Brady, T.	6,377
2. Bledsoe, D.	2,544
3. Grogan, S.	1,879
4. Parilli, V.	1,140
5. Eason, T.	876
6. Jones, M.	864
7. Plunkett, J.	729
8. Millen, H.	370
9. Cassel, M.	349
10. Taliaferro, M.	305

BY PASSING TDS

Name	TDs
1. Brady, T.	541
2. Grogan, S.	182
3. Bledsoe, D.	166
4. Parilli, V.	132
5. Plunkett, J.	62
6. Eason, T.	60
7. Jones, M.	46
8. Songin, B.	36
9. Taliaferro, M.	27
10. Cassel, M.	23

BY INTERCEPTIONS

Name	INTs
1. Grogan, S.	208
2. Brady, T.	179
3. Bledsoe, D.	138
Parilli, V.	138
5. Plunkett, J.	87
6. Eason, T.	48
7. Taliaferro, M.	44
8. Jones, M.	36
9. Millen, H.	28
10. Songin, B.	24

BY COMPLETION % (Minimum 200 Attempts)

Name	%
1. Jones, M.	66.1
2. Newton, C.	65.8
3. Brady, T.	63.8
4. Cassel, M.	62.9
5. Millen, H.	60.5
6. Eason, T.	58.4
7. Bledsoe, D.	56.3
8. Hodson, T.	54.3
9. Cavanaugh, M.	53.5
10. Grogan, S.	52.3

PATRIOTS ALL-TIME LEADERS

ALL-TIME LEADING SCORERS (BASED ON TOTAL POINTS)

Name	Years	TD		TD		TD		TWO		PAT	TP
		TD	Run	Rec	Rt	Pt	FG				
1. Stephen Gostkowski	2006-19	0	0	0	0	0	0	374	653	1,775	
2. Adam Vinatieri	1996-2005	0	0	0	0	1	263	367	1,158		
3. Gino Cappelletti	1960-70	42	0	42	0	4	176	342	1,130		
4. John Smith	1974-83	0	0	0	0	0	128	308	692		
5. Rob Gronkowski	2010-18	80	1	79	0	1	0	0	482		
6. Tony Franklin	1984-87	0	0	0	0	0	93	163	442		
7. Nick Folk	2019-22	0	0	0	0	0	108	116	440		
8. Stanley Morgan	1977-89	68	0	67	1	0	0	0	408		
9. Ben Coates	1991-99	50	0	50	0	1	0	0	302		
Randy Moss	2007-10	50	0	50	0	1	0	0	302		
11. Sam Cunningham	1973-79, 81-82	49	43	6	0	0	0	0	294		
12. Jim Nance	1965-71	46	45	1	0	0	0	0	276		
13. Tony Collins	1981-87	44	32	12	0	0	0	0	264		
14. Julian Edelman	2009-20	41	0	36	4	4	0	0	254		
15. Irving Fryar	1984-92	42	1	38	3	0	0	0	252		
Larry Garron	1960-68	42	14	26	2	0	0	0	252		
17. Matt Bahr	1993-95	0	0	0	0	0	55	73	238		
Jim Colclough	1960-68	39	0	39	0	2	0	0	238		
19. Corey Dillon	2004-06	39	37	2	0	1	0	0	236		
20. Curtis Martin	1995-97	37	32	5	0	2	0	0	226		
21. Wes Welker	2007-12	37	0	37	0	1	0	0	225		
23. James White	2015-21	36	11	25	0	1	0	0	218		
24. Steve Grogan	1975-90	36	35	0	1	0	0	0	216		
25. Troy Brown	1993-2007	35	0	31	4	2	0	0	214		
26. LeGarrette Blount	2013-16	35	34	1	0	0	0	0	210		
27. Jason Staurovsky	1988-91	0	0	0	0	0	50	57	207		
28. Kevin Faulk	1999-11	33	16	15	2	1	0	0	200		
29. BenJarvus Green-Ellis	2008-11	29	29	0	0	0	0	0	174		
30. Russ Francis	1975-80, 87-88	28	0	28	0	0	0	0	168		
31. Don Calhoun	1975-81	25	23	2	0	0	0	0	150		
32. Antowain Smith	2001-03	24	21	3	0	1	0	0	146		
33. Deion Branch	2002-05, 10-12	24	0	24	0	0	0	0	144		
Randy Vataha	1971-76	24	0	23	1	0	0	0	144		
35. Laurence Maroney	2006-09	22	21	1	0	1	0	0	134		
36. Tom Brady	2000-19	22	22	0	0	0	0	0	132		
Terry Glenn	1996-2001	22	0	22	0	0	0	0	132		
Andy Johnson	1974-81	22	13	9	0	0	0	0	132		
Stevan Ridley	2011-14	22	22	0	0	0	0	0	132		
40. Mosi Tatupu	1978-90	21	18	2	1	0	0	0	126		
41. Damien Harris	2019-22	20	0	0	0	0	0	0	120		
Art Graham	1963-68	20	0	20	0	0	0	0	120		
Benjamin Watson	2004-09	20	0	20	0	0	0	0	120		
43. Ron Burton	1960-65	19	9	8	2	0	0	0	114		
John Stephens	1988-92	19	17	1	1	0	0	0	114		
45. Rex Burkhead	2017-20	18	11	7	0	0	0	0	108		
Carl Garrett	1969-72	18	15	3	0	0	0	0	108		
Aaron Hernandez	2010-12	18	0	18	0	0	0	0	108		
Harold Jackson	1978-81, 87	18	0	18	0	0	0	0	108		
Cedric Jones	1982-90	18	0	16	2	0	0	0	108		
50. Hunter Henry	2021-23	17	0	17	0	0	0	0	102		
Charlie Gogolak	1970-72	0	0	0	0	0	20	42	102		
Daniel Graham	2002-06	17	0	17	0	0	0	0	102		
Horace Ivory	1977-81	17	14	2	1	0	0	0	102		
David Patten	2001-04	17	1	16	0	0	0	0	102		
Jim Whalen	1965-69	17	0	17	0	0	0	0	102		

TOP 10s

BY TOUCHDOWNS

Name	TDs
1. Gronkowski, R.	80
2. Morgan, S.	68
3. Coates, B.	50
Moss, R.	50
5. Cunningham, S.	49
6. Nance, J.	46
7. Collins, T.	44
8. Cappelletti, G.	42
Fryar, I.	42
Garron, L.	42

BY FIELD GOAL ATT.

Name	FGs
1. Gostkowski, S.	428
2. Cappelletti, G.	334
3. Vinatieri, A.	321
4. Smith, J.	191
5. Franklin, T.	125
6. Folk, N.	121
7. Bahr, M.	72
8. Staurovsky, J.	69
9. Gogolak, C.	36
10. Baumann, C.	27

BY FIELD GOALS MADE

Name	FGs
1. Gostkowski, S.	374
2. Vinatieri, A.	263
3. Cappelletti, G.	176
4. Smith, J.	128
5. Folk, N.	108
6. Franklin, T.	93
7. Bahr, M.	55
8. Staurovsky, J.	50
9. Gogolak, C.	20
10. Baumann, C.	18

BY PATS ATTEMPTED

Name	No.
1. Gostkowski, S.	664
2. Vinatieri, A.	374
3. Cappelletti, G.	353
4. Smith, J.	323
5. Franklin, T.	166
6. Folk, N.	127
7. Bahr, M.	73
8. Staurovsky, J.	59
9. Gogolak, C.	42
10. Graham, S.	37

BY PATS MADE

Name	No.
1. Gostkowski, S.	653
2. Vinatieri, A.	367
3. Cappelletti, G.	342
4. Smith, J.	308
5. Franklin, T.	163
6. Folk, N.	116
7. Bahr, M.	73
8. Staurovsky, J.	57
9. Gogolak, C.	42
10. Graham, S.	35

RECORDS

PATRIOTS ALL-TIME LEADERS

ALL-TIME LEADING ALL-PURPOSE YARDAGE LEADERS (BY TOTAL YARDS)

Name	Years	Rush	Rec.	Punt	KO	Def.	Total
1. Kevin Faulk	1999-2011	3,607	3,701	943	4,088	0	12,339
2. Stanley Morgan	1977-89	127	10,352	960	29	0	11,468
3. Troy Brown	1993-2007	178	6,366	2,625	1,862	97	11,128
4. Julian Edelman	2009-20	413	6,822	1,986	626	0	9,869*
5. Wes Welker	2007-12	146	7,459	1,185	280	0	9,070
6. Irving Fryar	1984-92	188	5,726	2,055	495	0	8,464
7. Tony Collins	1981-87	4,647	2,356	15	1,335	0	8,353
8. Rob Gronkowski	2010-18	2	7,861	0	16	0	7,879
9. Larry Garron	1960-68	2,981	2,502	23	2,299	0	7,805
10. Sam Cunningham	1973-79, 81-82	5,453	1,905	0	0	0	7,358
11. Jim Nance	1965-71	5,323	844	16	40	0	6,223
12. Carl Garrett	1969-72	2,235	1,158	487	2,251	0	6,131
13. Ben Coates	1991-99	-4	5,471	0	26	0	5,493
14. Dave Meggett	1995-97	432	839	1,438	2,561	0	5,260
15. Deion Branch	2002-05, 10-12	11	4,297	84	863	0	5,255
16. Jim Colclough	1960-68	51	5,001	0	2	0	5,054
17. Mack Herron	1973-75	1,298	789	888	1,796	0	4,771
18. Gino Cappelletti	1960-70	6	4,589	3	100	68	4,766
19. Terry Glenn	1996-2001	80	4,669	0	0	0	4,749
20. Curtis Martin	1995-97	3,799	890	0	0	0	4,689
21. James White	2014-21	1,278	3,278	0	69	0	4,625
22. Andy Johnson	1974-81	2,017	1,807	60	544	0	4,428
23. Ron Burton	1960-65	1,536	1,205	389	1,119	0	4,249
24. Don Calhoun	1975-81	3,391	614	0	238	0	4,243
25. Stephen Starring	1983-87	-3	1,865	108	2,259	0	4,229
26. John Stephens	1988-92	3,249	781	0	0	0	4,030
27. Danny Amendola	2013-17	12	2,383	773	799	0	3,967
28. Randy Moss	2007-10	0	3,904	0	0	0	3,904
29. Laurence Maroney	2006-09	2,430	409	0	1,062	0	3,901
30. Corey Dillon	2004-06	3,180	431	0	0	0	3,611

*Julian Edelman registered 22 fumble return yards at the New York Jets on 11/22/2012. Those yards are included in his all-purpose yardage total.

TOP 10s

BY RUSHING YARDS

Name	Yds.
1. Cunningham, S.	5,453
2. Nance, J.	5,323
3. Collins, T.	4,647
4. Martin, C.	3,799
5. Faulk, K.	3,607
6. Calhoun, D.	3,391
7. Stephens, J.	3,249
8. Dillon, C.	3,180
9. Garron, L.	2,981
10. Blount, L.	2,917

BY RECEIVING YARDS

Name	Yds.
1. Morgan, S.	10,352
2. Gronkowski, R.	7,861
3. Welker, W.	7,459
4. Edelman, J.	6,822
5. Brown, T.	6,366
6. Fryar, I.	5,726
7. Coates, B.	5,471
8. Colclough, J.	5,001
9. Glenn, T.	4,669
10. Cappelletti, G.	4,589

BY PUNT RETURN YARDS

Name	Yds.
1. Brown, T.	2,625
2. Fryar, I.	2,055
3. Edelman, J.	1,986
4. Meggett, D.	1,438
5. Welker, W.	1,185
6. Haynes, M.	1,159
7. Morgan, S.	960
8. Faulk, K.	943
9. Herron, M.	888
10. Olszewski, G.	834

BY KICKOFF RETURN YARDS

Name	Yds.
1. Faulk, K.	4,088
2. Hobbs, E.	2,913
3. Meggett, D.	2,561
4. Johnson, B.	2,557
5. Garron, L.	2,299
6. Starring, S.	2,259
7. Garrett, C.	2,251
8. Martin, S.	2,012
9. Brown, T.	1,862
10. Herron, M.	1,796

PATRIOTS ALL-TIME LEADERS

ALL-TIME LEADING INTERCEPTORS

(BY INTERCEPTIONS)

Name	Years	No.	Yds	Avg.	LG	TD
1. Raymond Clayborn	1977-89	36	555	15.4	85	1
Ty Law	1995-2004	36	583	16.2	65t	6
3. Devin McCourty	2010-22	35	581	16.6	84t	2
4. Ron Hall	1961-67	29	476	16.4	87	1
Roland James	1980-90	29	383	13.2	46	0
Fred Marion	1982-91	29	457	15.8	83	1
7. Mike Haynes	1976-82	28	393	14.0	50	1
8. Maurice Hurst	1989-95	27	263	9.7	36	1
9. J.C. Jackson	2018-21, 23	25	220	8.8	88t	1
10. Nick Buoniconti	1962-68	24	223	9.3	41	0
Ronnie Lippett	1983-91	24	420	17.5	73	2
12. Asante Samuel	2003-07	22	313	14.2	55t	3
13. Don Webb	1961-71	21	366	17.4	59	2
14. Lawyer Milloy	1996-2002	19	123	6.5	30t	1
15. Ron Bolton	1972-75	18	116	6.4	56	0
16. Tim Fox	1976-81	17	215	12.6	29	0
Duron Harmon	2013-19	17	193	12.1	60	0
Steve Nelson	1974-87	17	226	13.3	37	0
19. Tom Addison	1960-67	16	103	6.4	17	1
Rick Sanford	1979-84	16	198	12.4	99t	1
21. Prentice McCray	1974-80	15	352	23.5	63t	2
Ross O'Hanley	1960-65	15	288	19.2	61	1
Chuck Shonta	1960-67	15	261	17.4	52	0
24. Willie Clay	1996-98	13	178	13.7	53t	1
Logan Ryan	2013-16	13	167	12.8	79t	1
26. Tedy Bruschi	1996-2008	12	187	15.6	48t	4
Dick Felt	1962-66	12	199	16.6	35	0
Brandon Meriweather	2007-10	12	213	17.8	56	1
29. Jonathan Jones	2016-23	11	129	11.7	55	1
Patrick Chung	2009-12, 14-19	11	171	15.5	51t	1
Stephon Gilmore	2017-20	11	200	18.2	64t	2
Mike Vrabel	2001-08	11	73	6.6	24t	1
33. Vincent Brown	1988-95	10	95	9.5	49t	1
Larry Carwell	1969-72	10	186	18.6	53t	1
Bob Howard	1975-77	10	90	9.0	44t	1
Leroy Mitchell	1967-68	10	50	5.0	20	0
Otis Smith	1996, 2000-02	10	278	27.8	78t	2
Eugene Wilson	2003-07	10	74	7.4	24	1
39. Kyle Dugger	2020-23	9	190	21.1	39	2
Jamie Collins Sr.	2013-16, 19, 21	9	168	18.7	69t	1
Kyle Arrington	2009-14	9	133	14.8	36t	1
Ellis Hobbs	2005-08	9	87	9.7	70	0
Ed Philpott	1967-71	9	91	10.1	23	0
44. Fred Bruney	1960-62	8	125	15.6	33t	1
Malcolm Butler	2014-17	8	36	4.5	21	0
Rodney Harrison	2003-08	8	16	2.0	12	0
Tom Hennessey	1965-66	8	113	14.1	33	0
James Sanders	2005-10	8	172	21.5	42	2
49. Terrell Buckley	2001-02	7	126	18.0	52t	1
Jerome Henderson	1991-93, 96	7	52	7.4	34	0
Sam Hunt	1974-79	7	189	27.0	68t	1
Tyrone Poole	2003-05	7	102	14.6	44	0
Johnny Rembert	1983-92	7	70	10.0	37	0
Bob Suci	1963	7	277	39.6	98t	2
Clyde Washington	1960-61	7	58	8.3	33	0

TOP 10s

BY INT. RETURN YDS.

Name	YDs
1. Law, T.	583
2. McCourty, D.	581
3. Clayborn, R.	555
4. Hall, R.	476
5. Marion, F.	457
6. Lippett, R.	420
7. Haynes, M.	393
8. James, R.	383
9. Webb, D.	366
10. McCray, P.	352

BY TOUCHDOWNS

Name	TDs
1. Law, T.	6
2. Bruschi, T.	4
3. Samuel, A.	3
4. Dugger, K.	2
Charles, J.	2
Gilmore, S.	2
Lippett, R.	2
McCourty, D.	2
McCray, P.	2
McGinest, W.	2
Sanders, J.	2
Smith, O.	2
Suci, B.	2
Webb, D.	2

RECORDS

PATRIOTS ALL-TIME LEADERS

ALL-TIME LEADING PUNTERS (BY YARDAGE)

Name	Years	No.	Yards	Avg.	LG	BLK
1. Rich Camarillo	1981-87	464	19,922	42.9	76	4
2. Ryan Allen	2013-18	409	18,526	45.3	67	2
3. Tom Yewcic	1961-66	377	14,553	38.6	70	8
4. Jake Bailey	2019-22	222	10,189	45.9	71	3
5. Tom Tupa	1996-98	214	9,602	44.9	73	1
6. Tom Janik	1969-71	243	9,516	39.2	58	1
7. Lee Johnson	1999-2001	203	8,578	42.3	76	1
8. Mike Patrick	1975-78	222	8,481	38.2	64	3
9. Ken Walter	2001-03, 06	211	8,143	38.6	58	2
10. Zoltan Mesko	2010-12	175	7,738	44.2	65	1
11. Josh Miller	2004-06	175	7,629	43.6	69	1
12. Shawn McCarthy	1991-92	169	6,877	40.7	93	2
13. Chris Hanson	2007-09	149	6,185	41.5	70	2
14. Jeff Feagles	1988-89	154	5,874	38.1	74	1
15. Terry Swanson	1967-68	127	5,081	40.0	62	2
16. Bryce Baringer	2023	98	4,598	46.9	79	0
17. Pat O'Neill	1994-95	110	4,355	39.6	67	0
18. Brian Hansen	1990	90	3,752	41.7	69	2
19. Bruce Barnes	1973-74	100	3,738	37.4	53	0
20. Mike Hubach	1980-81	82	3,118	38.0	69	0
21. Mike Saxon	1993	73	3,096	44.2	59	3

ALL-TIME LEADING PUNT RETURNERS (BASED ON RETURN YARDAGE)

Name	Years	No.	FC	Yards	Avg.	LG	TD
1. Troy Brown	1993-2007	252	116	2,625	10.4	85t	3
2. Irving Fryar	1984-92	206	71	2,055	10.0	85t	3
3. Julian Edelman	2009-20	177	63	1,986	11.2	94t	4
4. David Meggett	1995-97	142	34	1,438	10.1	60t	1
5. Wes Welker	2007-12	114	49	1,185	10.4	69	0
6. Mike Haynes	1976-82	111	8	1,159	10.4	89t	2
7. Stanley Morgan	1977-89	92	32	960	10.4	80t	1
8. Kevin Faulk	1999-2011	101	54	943	9.3	43	0
9. Mack Herron	1973-75	74	14	888	12.0	66	0
10. Gunner Olszewski	2019-21	66	37	834	12.6	70t	1
11. Danny Amendola	2013-17	85	42	773	9.1	82	0
12. Ricky Smith	1982-84	54	20	537	9.9	55	0
13. Carl Garrett	1969-72	43	2	487	11.3	62	0
14. Roland James	1980-90	42	8	400	9.5	75t	1
15. Ron Burton	1960-65	56	N/A	389	6.9	62	0
16. Marcus Jones	2022-23	32	9	383	12.0	84t	1
17. Tim Dwight	2005	32	13	273	8.5	29	0
18. Bob Suci	1963	25	N/A	233	9.3	22	0
19. Ronnie Harris	1993-94	26	4	227	8.7	21	0
Walter Stanley	1992	28	17	227	8.1	50	0
21. Jerome Henderson	1991-96	27	10	201	7.4	39	0
22. Billy Johnson	1966-68	23	9	195	8.5	52	0
23. Ray Crittenden	1993-94	21	7	192	9.1	30	0
24. Chris Canty	1997-98	16	7	170	10.6	36	0
25. Sammy Martin	1988-91	20	2	165	8.3	28	0
26. Myles Bryant	2020-23	25	14	161	6.4	16	0

TOP 10s

BY PUNT AVG.

(Minimum 50 Punts)

Name	Avg.
1. Baringer, B.	46.9
2. Bailey, J.	45.9
3. Allen, R.	45.3
4. Tupa, T.	44.9
5. Mesko, Z.	44.2
Saxon, M.	44.2
7. Miller, J.	43.6
8. Camarillo, R.	42.9
9. Hansen, B.	42.6
10. Johnson, L.	42.3

BY PUNT RETURNS

Name	No.
1. Brown, T.	252
2. Fryar, I.	206
3. Edelman, J.	177
4. Meggett, D.	142
5. Welker, W.	114
6. Haynes, M.	111
7. Faulk, K.	101
8. Morgan, S.	92
9. Amendola, D.	85
10. Herron, M.	74

BY RETURN AVERAGE (Minimum 20 Returns)

Name	Avg.
1. Olszewski, G.	12.6
2. Jones, M.	12.0
Herron, M.	12.0
4. Garrett, C.	11.3
5. Edelman, J.	11.2
6. Brown, T.	10.4
Haynes, M.	10.4
Morgan, S.	10.4
Welker, W.	10.4
10. Meggett, D.	10.1

PATRIOTS ALL-TIME LEADERS

ALL-TIME LEADING KICKOFF RETURNERS (BASED ON RETURN YARDAGE)

Name	Years	No.	Yds	Avg.	LG	TD
1. Kevin Faulk	1999-2011	180	4,088	22.7	95	2
2. Ellis Hobbs	2005-08	105	2,913	27.7	108t	3
3. David Meggett	1995-97	105	2,561	24.4	62	0
4. Bethel Johnson	2003-05	102	2,557	25.1	93t	2
5. Larry Garron	1960-68	89	2,299	25.8	95	2
6. Stephen Starring	1983-87	107	2,259	21.1	53	0
7. Carl Garrett	1969-72	92	2,251	24.5	63	0
8. Sammy Martin	1988-91	88	2,012	22.9	95t	1
9. Troy Brown	1993-2007	87	1,862	21.4	54	0
10. Mack Herron	1973-75	71	1,796	25.3	92t	1
11. Raymond Clayborn	1977-89	57	1,538	27.0	101t	3
12. Ricky Smith	1982-84	67	1,505	22.5	98t	1
13. Derrick Cullors	1997-98	60	1,471	24.5	86t	1
14. Jay Cunningham	1965-67	64	1,372	21.4	45	0
15. Tony Collins	1981-87	65	1,335	20.5	46	0
16. Jon Vaughn	1991-92	54	1,281	23.7	100t	2
17. Horace Ivory	1977-81	45	1,191	26.5	98t	1
18. Brandon Tate	2009-10	45	1,163	25.8	103t	2
19. Ron Burton	1960-65	46	1,119	24.3	91t	1
20. Laurence Maroney	2006-09	41	1,062	25.9	77	0
21. J.D. Garrett	1964-67	48	1,054	22.0	42	0
22. Ray Crittenden	1993-94	47	938	20.0	44	0
23. Joe Bellino	1965-67	43	905	21.0	43	0
24. Allen Carter	1975-76	33	898	27.2	99t	1
25. Devin McCourtly	2010-22	44	888	20.2	104t	1
26. Deion Branch	2002-05, 10-12	36	863	24.0	63	0
27. Marvin Allen	1988-91	43	844	19.6	34	0
28. Allan Clark	1979-80	40	837	20.9	38	0
29. Gunner Olszewski	2019-21	36	834	23.2	37	0
30. Willie Porter	1968	36	812	22.6	61	0
31. Danny Amendola	2013-17	34	799	23.5	81	0
32. Patrick Pass	2000-06	36	745	20.7	36	0
33. Cordarrelle Patterson	2018	23	663	28.8	95t	1
34. Marcus Jones	2022-23	27	645	23.9	46	1
35. Matthew Slater	2008-23	35	637	18.2	35	0
36. Julian Edelman	2009-20	30	626	18.2	37	0
37. Dick Christy	1960	24	617	25.7	46	0
38. Dion Lewis	2015-17	25	605	24.2	103t	1
39. Odell Lawson	1970-71	27	593	22.0	52	0
40. Brandon Bolden	2012-17, 19, 21	26	577	22.2	28	0
41. Andy Johnson	1974-81	28	544	19.4	41	0
42. Walter Stanley	1992	29	529	18.2	40	0
43. Irving Fryar	1984-92	26	495	19.0	47	0
44. LeGarrette Blount	2013, 14-16	17	494	29.1	83	0
45. Jess Phillips	1976-77	20	490	24.5	71	0
46. Danny Woodhead	2010-12	22	480	21.8	37	0
47. Jon Williams	1984	23	461	20.0	29	0
48. Billy Johnson	1966-68	24	453	18.9	36	0
49. Leroy Thompson	1994	18	376	20.9	30	0
50. Reggie Rucker	1971-74	15	375	25.0	43	0

TOP 10s

BY KICKOFF RETURNS

Name	No.
1. Faulk, K.	180
2. Starring, S.	107
3. Hobbs, E.	105
Meggett, D.	105
5. Johnson, B.	102
6. Garrett, C.	92
7. Garron, L.	89
8. Martin, S.	88
9. Brown, T.	87
10. Herron, M.	71

BY KICKOFF RETURN AVG.

(Minimum 20 Ret.)

Name	Avg.
1. Patterson, C.	28.8
2. Hobbs, E.	27.7
3. Carter, A.	27.2
4. Clayborn, R.	27.0
5. Ivory, H.	26.5
6. Maroney, L.	25.9
7. Garron, L.	25.8
Tate, B.	25.8
9. Christy, D.	25.7
10. Herron, M.	25.3

RECORDS

PATRIOTS LONGEST PLAYS

RUSHING

Name	Yards	Opp.	Date
1. Larry Garron	85t	vs. BUF	10/22/61
2. Carl Garrett	80t	vs. MIA	11/09/69
3. Robert Weathers	77	vs. BAL (Colts)	09/04/83
Ron Burton	77	at DEN	10/23/60
5. Sam Cunningham	75t	at BUF	10/20/74
6. Craig James	73	vs. STL (Cards)	12/02/84
Don Calhoun	73	at STL (Cards)	9/10/78

PASSING

Name	Yards	Opp.	Date
1. T. Brady to W. Welker	99t	at MIA	09/12/11
2. T. Brady to D. Patten	91t	at IND	10/21/01
3. T. Eason to C. James	90t	at CHI	09/15/85
4. J. Plunkett to R. Vataha	88t	at BAL (Colts)	12/19/71
5. T. Sherman to J. Whalen	87t	at NYJ	10/27/68
6. D. Bledsoe to T. Glenn	86t	at PIT	12/06/98
7. D. Bledsoe to B. Coates	84t	vs. MIA	11/13/96
8. T. Brady to S. Vereen	83t	at NYJ	11/22/12

KICKOFF RETURNS

Name	Yards	Opp.	Date
1. Ellis Hobbs	108t	at NYJ	09/09/07
2. Devin McCourty	104t	vs. NYJ	10/21/12
3. Dion Lewis	103t	at DEN	11/12/17
Brandon Tate	103t	at MIA	10/04/10
5. Raymond Clayborn	101t	at BAL (Colts)	12/18/77
6. Raymond Clayborn	100t	at NYJ	10/02/77
Jon Vaughn	100t	at CIN	12/20/92
8. Allen Carter	99t	at BAL (Colts)	12/21/75
Jon Vaughn	99t	at PHX	09/29/91
10. Jalen Reagor	98t	at BUF	12/31/23
Ricky Smith	98t	vs. NYJ	09/19/82
Horace Ivory	98t	at BAL (Colts)	10/19/80

PUNT RETURNS

Name	Yards	Opp.	Date
1. Julian Edelman	94t	vs. MIA	01/02/11
2. Mike Haynes	89t	vs. BUF	11/07/76
3. Troy Brown	85t	vs. CLE	12/09/01
Irving Fryar	85t	at BUF	09/22/85
5. Marcus Jones	84t	vs. NYJ	11/20/22
Julian Edelman	84t	vs. DEN	11/02/14
7. Danny Amendola	82	at NYG	11/15/15
8. Stanley Morgan	80t	vs. BAL (Colts)	11/18/79
9. Irving Fryar	77t	vs. IND	11/10/85
10. Roland James	75t	vs. NYJ	11/02/80
11. Julian Edelman	72t	vs. KC	11/21/11

INTERCEPTION RETURNS

Name	Yards	Opp.	Date
1. Jimmy Hitchcock	100t	vs. MIA	11/23/97
2. Rick Sanford	99t	at CHI	12/05/82
3. Bob Suci	98t	vs. HOU (Oilers)	11/01/63
4. Darius Butler	91t	at HOU	01/03/10
5. Victor Green	90t	at NYJ	09/15/02
6. J.C. Jackson	88t	at CAR	11/07/21
7. Alfonso Dennard	87t	vs. IND	11/18/12
Ron Hall	87	at DEN	09/18/66
9. Raymond Clayborn	85	at CLE	10/07/84
10. Devin McCourty	84t	at BUF	10/29/18

PUNTS

Name	Yards	Opp.	Date
1. Shawn McCarthy	93	at BUF	11/03/91
2. Luke Prestridge	89	vs. MIA	10/21/84
3. Bob Scarpito	87	at DEN	09/29/68
4. Luke Prestridge	82	vs. NYJ	10/28/84
5. Bryce Baringer	79	vs. IND	11/12/23
6. Rich Camarillo	76	vs. NYJ	09/19/82
Lee Johnson	76	at CIN	09/09/01
7. Rich Camarillo	75	at CHI	09/15/85
Rich Camarillo	75	at OAK	11/01/81

FIELD GOALS

Name	Yards	Opp.	Date
1. Stephen Gostkowski	62	at OAK	11/19/17*
2. Stephen Gostkowski	58	vs. CAR	10/01/17**
3. Stephen Gostkowski	57	at DAL	10/11/15
Adam Vinatieri	57	at CHI	11/10/02
5. Chad Ryland	56	at DEN	12/24/23
6. Adam Vinatieri	55	at STL	12/13/98
Matt Bahr	55	at MIA	11/12/95
8. Nick Folk	54	at LV	12/18/22
Stephen Gostkowski	54	at NYG	11/15/15
Stephen Gostkowski	54	vs. NO	10/13/13
Adam Vinatieri	54	vs. CLE	12/09/01
12. Nick Folk	53	at ATL	11/18/21
Stephen Gostkowski	53	at ARZ	09/11/16
Stephen Gostkowski	53	at BUF	10/12/14
Stephen Gostkowski	53	at HOU	12/01/13
Stephen Gostkowski	53	vs. TB	09/22/13
Stephen Gostkowski	53	vs. ARZ	09/16/12
Stephen Gostkowski	53	at DEN	10/11/09
Adam Vinatieri	53	vs. KC	12/04/00
Jason Staurovsky	53	vs. SEA	10/07/90
Gino Cappelletti	53	at NYJ	11/28/65

*Game played in Mexico City

**Longest field goal in Gillette Stadium history

OPPONENTS LONGEST PLAYS

RUSHING

Name	Yards	Opp.	Date
1. Melvin Gordon	87t	vs. LAC	10/29/17
Jack Larscheid	87t	at OAK	10/16/60
3. Thurman Thomas	80t	at BUF	11/18/90
O.J. Simpson	80t	vs. BUF	09/16/73
5. Justin Jackson	75t	at LAC	10/31/21
Tony Dorsett	75t	vs. DAL	09/21/81

PASSING

Name	Yards	Opp.	Date
1. George Shaw to Jerry Tarr	97t	vs. DEN	09/21/62
2. Len Dawson to Frank Pitts	90t	at KC	11/17/68
3. Ken O'Brien to Wesley Walker	88t	at NYJ	11/24/85
4. E. Manning to O. Beckham Jr.	82t	at NYG	11/15/15
5. S. DeBerg to S. Paige	86t	vs. KC	12/02/90
C. Grosscup to D. Maynard	86t	at NYJ(Titans)	10/06/62

KICKOFF RETURNS

Name	Yards	Opp.	Date
1. Charlie Warner	102t	vs. BUF	11/07/65
2. Nyheim Hines	101t	at BUF	01/08/23
3. Terrence McGee	98t	at BUF	10/03/04
4. Kene Nwangwu	97t	at MIN	11/24/22
Tremon Smith	97	vs. KC	10/14/18
6. Nyheim Hines	96t	at BUF	01/08/23
Mercury Morris	96t	at MIA	12/06/70
6. C.J. Spiller	95t	vs. BUF	09/26/10
8. Mercury Morris	94t	vs. MIA	12/05/71

FIELD GOALS

Name	Yards	Opp.	Date
1. Michael Koenen	58	at ATL	10/09/05
2. David Akers	57	at PHI	09/14/03
3. Chris Boswell	56	at PIT	12/07/23
Jake Elliott	56	vs. PHI	09/10/23
Justin Tucker	56	vs. BALT.	09/25/22
6. Nick Folk	55	vs. NYJ	10/25/15
7. Harrison Butker	54	vs. KC	12/17/23
Blake Grupa	54	vs. NO	10/08/23
Brandon McManus	54	vs. DEN	10/18/20
Nick Folk	54	vs. NYJ	10/21/12
Mike Nugent	54	vs. CIN	09/12/10
Morten Anderson	54	at ATL	10/01/95
Norm Johnson	54	at ATL	11/29/92
Dean Biasucci	54	vs IND	11/1/90
15. Blake Grupa	53	vs. NO	10/08/23
Adam Vinatieri	53	vs. IND	10/04/18
Josh Brown	53	at NYG	11/15/15
Caleb Sturgis	53	vs. MIA	12/14/14
Adam Vinatieri	53	at IND	11/16/14
Ryan Lindell	53	vs. BUF	09/10/06

PUNT RETURNS

Name	Yards	Opp.	Date
1. Darren Sproles	83t	vs. PHI	12/06/15
2. Adam Jones	81t	at TEN	12/31/06
3. Chris Gamble	76	at CAR	09/18/05
Andre Hastings	76	at NO	10/04/98
Goldie Sellers	76t	at KC	11/17/68
Eugene Mingo	76t	vs. DEN	09/09/60
7. Mike Nelms	75t	at WAS	10/25/81
Nesby Glasgow	75t	vs. BAL (Colts)	11/18/79

INTERCEPTION RETURNS

Name	Yards	Opp.	Date
1. Bryant Westbrook	101t	at DET	11/23/00
2. Malcolm Jenkins	99t	vs. PHI	12/06/15
3. Dick Anderson	94t	vs. MIA	11/24/68
4. Ray Buchanan	90t	vs. IND	12/11/94
5. Lawrence Timmons	89	vs. PIT	11/30/08
6. Al Harris	84	at PHI	12/19/99
7. Leroy Irvin	80	vs. LAR	11/16/80
8. Kenny Young	79t	at LAR	12/10/20

PUNTS

Name	Yards	Opp.	Date
1. Andy Lee	82	at SF	10/05/08
2. Bob Parsons	81	at CHI	12/05/82
3. Johnny Hekker	76	vs. LAR	12/04/16
Joe Prokop	76	vs. NYJ	11/05/89
5. James Fraser	75	at DEN	11/11/62
Brian Moorman	75	vs. BUF	09/23/07

FIELD GOALS (CONT.)

Olindo Mare	53	vs. MIA	10/17/99
Jason Elam	53	at DEN	09/07/98
Pat Leahy	53	vs. NYJ	10/20/85
Uwe von Schamann	53	vs. MIA	10/21/79
25. Greg Zuerlein	52	vs. NYJ	09/24/23
Chris Boswell	52	at PIT	09/18/22
Brandon McManus	52	vs. DEN	10/18/20
Dan Carpenter	52	vs. BUF	11/23/15
Caleb Sturgis	52	vs. MIA	10/27/13
Dan Carpenter	52	vs. MIA	11/08/09
Adam Vinatieri	52	at IND	11/02/08
Rian Lindell	52	at BUF	11/18/07
John Kasay	52	at CAR	09/18/05
Neil Rackers	52	at ARZ	09/19/04
Pat Leahy	52	vs. NYJ	10/20/85
Raul Allegre	52	vs. BAL (Colts)	09/04/83
Raul Allegre	52	at BAL (Colts)	10/09/83
Uwe von Schamann	52	vs. MIA	11/13/83
Chris Bahr	52	at CIN	10/15/78

RECORDS

YEAR-BY-YEAR LEADERS

YEAR-BY-YEAR LEADING SCORERS

YR	PLAYER	TD	PAT	FG	Total
1960	Gino Cappelletti	0	30#	8	60
1961	Gino Cappelletti	8	48	\$17	\$147
1962	Gino Cappelletti	5	38	20	128
1963	Gino Cappelletti	2	35	\$22	\$113
1964	Gino Cappelletti	7	36#	\$25	\$155
1965	Gino Cappelletti	9	27	17	\$132
1966	Gino Cappelletti	6	35	16	\$119
1967	Gino Cappelletti	3	29	16	95
1968	Gino Cappelletti	2	26	15	83
1969	Gino Cappelletti	0	26	14	68
1970	Jim Nance	7	0	0	42
1971	Charlie Gogolak	0	28	12	64
1972	Carl Garrett	5	0	0	30
1973	Jeff White	0	21	14	63
1974	John Smith	0	42	16	90
1975	John Smith	0	33	9	60
1976	John Smith	0	42	15	87
1977	John Smith	0	33	15	78
1978	Horace Ivory	11	0	0	66
1979	John Smith	0	46	23	*115
1980	John Smith	0	51	26	*129
1981	John Smith	0	37	15	82
1982	John Smith	0	6	5	21
1983	Tony Collins	10	0	0	60
1984	Tony Franklin	0	42	22	108
1985	Tony Franklin	0	40	24	112
1986	Tony Franklin	0	44	*32	*140
1987	Tony Franklin	0	37	15	82
1988	Robert Perryman	6	0	0	36
1989	Greg Davis	0	13	16	61
1990	Jason Staurovsky	0	19	16	67

-Also made three 2-point conversions

YR	PLAYER	TD	PAT	FG	Total
1991	Jason Staurovsky	0	10	13	49
1992	Charlie Baumann	0	22	11	55
1993	Scott Sisson	0	15	14	57
1994	Matt Bahr	0	36	27	117
1995	Matt Bahr	0	27	23	96
1996	Adam Vinatieri	0	39	27	120
1997	Adam Vinatieri	0	40	25	115
1998	Adam Vinatieri	0	32	31	127
1999	Adam Vinatieri	0	29	26	107
2000	Adam Vinatieri	0	25	27	106
2001	Adam Vinatieri	0	41	24	113
2002	Adam Vinatieri	0	36	27	117
2003	Adam Vinatieri	0	37	25	112
2004	Adam Vinatieri	0	48	*31	*141
2005	Adam Vinatieri	0	40	20	100
2006	Stephen Gostkowski	0	43	20	103
2007	Randy Moss	23	0	0	138
2008	Stephen Gostkowski	0	40*	*36	*148
2009	Stephen Gostkowski	0	47	26	125
2010	BenJarvus Green-Ellis	13	0	0	78
2011	Stephen Gostkowski	0	59	28	143
2012	Stephen Gostkowski	0	66*	29	*153
2013	Stephen Gostkowski	0	44	*38	*158
2014	Stephen Gostkowski	0	51	*35	*156
2015	Stephen Gostkowski	0	52	33	*151
2016	Stephen Gostkowski	0	46	27	127
2017	Stephen Gostkowski	0	45	37	146
2018	Stephen Gostkowski	0	49	27	130
2019	Nick Folk	0	12	14	54
2020	Nick Folk	0	30	26	108
2021	Nick Folk	0	42	36	**150
2022	Nick Folk	0	32	32	128
2023	Chad Ryland	0	24	16	72

*NFL Leader

SAFL Leader

**Tied for NFL Lead

YEAR-BY-YEAR LEADING RUSHERS

YR	PLAYER	ATT	YDS	AVG	LG	TD
1960	Alan Miller	101	416	4.2	33	2
1961	Billy Lott	100	461	4.6	38	5
1962	Ron Burton	134	548	4.1	59	2
1963	Larry Garron	179	750	4.2	47t	2
1964	Larry Garron	183	585	3.2	16	2
1965	Jim Nance	111	321	2.9	20	5
1966	Jim Nance	*299	*1458	4.9	65t	*11
1967	Jim Nance	*269	*1216	4.5	53	*7
1968	Jim Nance	177	593	3.4	30t	4
1969	Jim Nance	193	750	3.9	43	6
1970	Jim Nance	145	522	3.6	21	7
1971	Carl Garrett	181	784	4.3	38	1
1972	Josh Ashton	128	546	4.3	35	3
1973	Sam Cunningham	155	516	3.3	25	4
1974	Mack Herron	231	824	3.6	28	7
1975	Sam Cunningham	169	666	3.9	17	6
1976	Sam Cunningham	172	824	4.8	24	3
1977	Sam Cunningham	270	1015	3.8	31t	4
1978	Sam Cunningham	199	768	3.9	52t	8
1979	Sam Cunningham	159	563	3.5	27	5
1980	Vagas Ferguson	211	818	3.9	44	2
1981	Tony Collins	204	873	4.3	29	7
1982	Tony Collins	164	632	3.9	54	1
1983	Tony Collins	219	1049	4.8	50t	10
1984	Craig James	160	790	4.9	73	1
1985	Craig James	263	1227	4.7	65t	5
1986	Craig James	154	427	2.8	16	4
1987	Tony Collins	147	474	3.2	19	3
1988	John Stephens	297	1168	3.9	52	4
1989	John Stephens	244	833	3.4	35t	7
1990	John Stephens	212	808	3.8	26	2

YR	PLAYER	ATT	YDS	AVG	LG	TD
1991	Leonard Russell	266	959	3.6	24	4
1992	Jon Vaughn	113	451	4.0	36	1
1993	Leonard Russell	300	1088	3.6	21	7
1994	Marion Butts	243	703	2.9	26	8
1995	Curtis Martin	368	1487	4.0	49	14
1996	Curtis Martin	316	1152	3.6	57	14
1997	Curtis Martin	274	1160	4.2	70t	4
1998	Robert Edwards	291	1115	3.8	53	9
1999	Terry Allen	254	896	3.5	39	8
2000	Kevin Faulk	164	570	3.5	18	4
2001	Antowain Smith	287	1157	4.0	44	12
2002	Antowain Smith	252	982	3.9	42t	6
2003	Antowain Smith	182	642	3.5	30	3
2004	Corey Dillon	345	1635	4.7	44	12
2005	Corey Dillon	209	733	3.5	29	12
2006	Corey Dillon	199	812	4.1	50	13
2007	Laurence Maroney	185	835	4.5	59t	6
2008	Sammy Morris	156	727	4.7	35	7
2009	Laurence Maroney	194	757	3.9	45t	9
2010	BenJarvus Green-Ellis	229	1008	4.4	33t	13
2011	BenJarvus Green-Ellis	181	667	3.7	18	11
2012	Stevan Ridley	290	1263	4.4	41	12
2013	Stevan Ridley	178	773	4.3	29	7
2014	Jonas Gray	89	412	4.6	20	5
2015	LeGarrette Blount	165	703	4.3	38t	6
2016	LeGarrette Blount	299	1161	3.9	44	18
2017	Dion Lewis	180	896	5.0	44	6
2018	Sony Michel	209	931	4.5	34t	6
2019	Sony Michel	247	912	3.7	26	7
2020	Damien Harris	137	691	5.0	41	2
2021	Damien Harris	202	929	4.6	64t	15
2022	Rhamondre Stevenson	210	1040	5.0	49	5
2023	Ezekiel Elliott	184	642	3.5	17	3

*NFL Leader

YEAR-BY-YEAR LEADERS

YEAR-BY-YEAR LEADING PASSERS

YR	PLAYER	ATT	CMP	PCT.	YDS	TD	LG	INT	YR	PLAYER	ATT	CMP	PCT.	YDS	TD	LG	INT
1960	Butch Songin	392	187	47.7	2476	22	78	15	1992	Hugh Millen	203	124	61.1	1203	8	39	10
1961	Butch Songin	212	98	46.2	1429	14	58	9	1993	Drew Bledsoe	429	214	49.9	2494	15	54	15
1962	Babe Parilli	253	140	55.3	1988	18	67	8	1994	Drew Bledsoe	*691	*400	57.9	*4555	25	62	*27
1963	Babe Parilli	337	153	45.4	2345	13	77	24	1995	Drew Bledsoe	*636	*323	50.8	3507	13	47	16
1964	Babe Parilli	473	228	48.2	**3465	**31	80	**27	1996	Drew Bledsoe	*623	*373	59.9	4086	27	84	15
1965	Babe Parilli	426	173	40.6	2597	18	73	26	1997	Drew Bledsoe	522	314	60.2	3706	28	76	15
1966	Babe Parilli	382	181	47.4	2721	20	63	20	1998	Drew Bledsoe	481	263	54.7	3633	20	86	14
1967	Babe Parilli	344	161	46.8	2317	19	79	24	1999	Drew Bledsoe	539	305	56.6	3985	19	68	21
1968	Tom Sherman	226	90	39.8	1199	12	87	16	2000	Drew Bledsoe	531	312	58.8	3291	17	59	13
1969	Mike Taliaferro	331	160	48.3	2160	9	77	18	2001	Tom Brady	413	264	63.9	2848	18	91	12
1970	Joe Kapp	219	98	44.7	1104	3	48	17	2002	Tom Brady	601	373	62.1	3764	*28	49	14
1971	Jim Plunkett	328	158	48.2	2158	9	88	16	2003	Tom Brady	527	317	60.2	3620	23	82	12
1972	Jim Plunkett	355	169	47.6	2196	8	62	25	2004	Tom Brady	474	288	60.8	3692	28	50	14
1973	Jim Plunkett	376	193	51.3	2550	13	64	17	2005	Tom Brady	530	334	63.0	*4110	26	71	14
1974	Jim Plunkett	352	173	49.1	2457	19	69	22	2006	Tom Brady	516	319	61.8	3529	24	62	12
1975	Steve Grogan	274	139	50.7	1976	11	62	18	2007	Tom Brady	578	398	*68.9	*4806	*50	69	8
1976	Steve Grogan	302	145	48.0	1903	18	58	20	2008	Matt Cassel	516	327	63.4	3693	21	76	11
1977	Steve Grogan	305	160	52.5	2162	17	68	21	2009	Tom Brady	565	371	65.7	4398	28	81	13
1978	Steve Grogan	362	181	50.0	2824	15	75	23	2010	Tom Brady	492	324	65.9	3900	*36	79	4
1979	Steve Grogan	423	206	48.7	3286	28	63	20	2011	Tom Brady	611	401	65.6	5235	39	99	12
1980	Steve Grogan	306	175	57.2	2475	18	71	22	2012	Tom Brady	637	401	63.0	4827	34	83	8
1981	Steve Grogan	216	117	54.2	1859	7	76	16	2013	Tom Brady	628	380	60.5	4343	25	81	11
1982	Steve Grogan	122	66	54.1	930	7	62	4	2014	Tom Brady	582	373	64.1	4109	33	69	9
1983	Steve Grogan	303	168	55.4	2411	15	76	12	2015	Tom Brady	624	402	64.4	4770	*36	76	7
1984	Tony Eason	431	259	60.1	3228	23	76	8	2016	Tom Brady	432	291	67.4	3554	28	79	2
1985	Tony Eason	299	168	56.2	2156	11	90	17	2017	Tom Brady	581	385	66.3	*4577	32	64	8
1986	Tony Eason	448	276	61.6	3328	19	49	10	2018	Tom Brady	570	375	65.8	4355	29	63	11
1987	Steve Grogan	161	93	57.8	1183	10	40	9	2019	Tom Brady	613	373	60.8	4059	24	59	8
1988	Doug Flutie	179	92	51.4	1150	8	80	10	2020	Cam Newton	368	242	65.8	2657	8	50	10
1989	Steve Grogan	261	133	51.0	1697	9	55	14	2021	Mac Jones	521	352	67.6	3801	22	75	13
1990	Marc Wilson	265	139	52.5	1625	6	36	11	2022	Mac Jones	442	288	65.2	2997	14	48	11
1991	Hugh Millen	409	246	60.1	3073	9	60	18	2023	Mac Jones	345	224	64.9	2120	10	58	12

*NFL Leader

**AFL Leader

YEAR-BY-YEAR LEADING RECEIVERS

YR	PLAYER	NO.	YDS	AVG	LG	TD	YR	PLAYER	NO	YDS	AVG	LG	TD
1960	Jim Colclough	49	666	13.6	61	9	1992	Irving Fryar	55	791	14.4	54	4
1961	Gino Cappelletti	45	768	17.1	53	8	1993	Ben Coates (TE)	53	659	12.4	54	8
1962	Jim Colclough	40	868	21.7	78	10	1994	Ben Coates (TE)	96	1174	12.2	62	7
	Ron Burton	40	461	11.5	69	4	1995	Ben Coates (TE)	84	915	10.9	35	6
1963	Jim Colclough	42	693	16.5	56	3	1996	Terry Glenn	90	1132	12.6	37	6
1964	Gino Cappelletti	49	865	17.7	58	7	1997	Ben Coates (TE)	66	737	11.2	35	8
1965	Jim Colclough	40	677	16.9	41	3	1998	Ben Coates (TE)	67	668	10.0	33	6
1966	Art Graham	51	673	13.2	42	4	1999	Terry Glenn	69	1147	16.6	67	4
1967	Art Graham	41	606	14.8	79	4	2000	Troy Brown	83	944	11.4	44	4
1968	Jim Whalen (TE)	47	718	15.3	87	7	2001	Troy Brown	101	1199	11.9	60	5
1969	Carl Garrett (RB)	29	267	9.2	34	2	2002	Troy Brown	97	890	9.2	38	3
1970	Ron Sellers	38	550	14.5	48	4	2003	Deion Branch	57	803	14.1	66	3
1971	Randy Vataha	51	872	17.1	88	9	2004	David Givens	56	874	15.6	50	3
1972	Reggie Rucker	44	681	15.5	62	3	2005	Deion Branch	78	998	12.8	51	5
1973	Reggie Rucker	53	743	14.0	64	3	2006	Reche Caldwell	61	760	12.5	62	4
1974	Mack Herron (RB)	38	474	12.5	48	5	2007	Wes Welker	112*	1175	10.5	42	8
1975	Randy Vataha	46	720	15.7	47	6	2008	Wes Welker	111	1165	10.5	64	3
1976	Andy Johnson (RB)	29	343	11.8	53	4	2009	Wes Welker	123*	1348	11.0	58	4
1977	Sam Cunningham (RB)	42	370	8.8	35	1	2010	Wes Welker	86	848	9.9	35	7
1978	Russ Francis (TE)	39	543	13.9	53	4	2011	Wes Welker	122*	1569	12.9	99	9
1979	Harold Jackson	45	1013	22.5	59	7	2012	Wes Welker	118	1354	11.5	59	6
1980	Stanley Morgan	45	991	22.0	71	6	2013	Julian Edelman	105	1056	10.1	44	6
1981	Don Hasselbeck (TE)	46	808	17.6	51	6	2014	Julian Edelman	92	972	10.6	69	4
1982	Stanley Morgan	28	584	20.9	75	3	2015	Rob Gronkowski (TE)	72	1176	16.3	76	11
1983	Stanley Morgan	58	863	14.9	50	2	2016	Julian Edelman	98	1106	11.3	77	3
1984	Derrick Ramsey (TE)	66	792	12.0	34	7	2017	Rob Gronkowski (TE)	69	1084	15.7	53	8
1985	Tony Collins (RB)	52	549	10.6	49	2	2018	James White (RB)	87	751	8.6	42	7
1986	Stanley Morgan	84	1491	17.8	44	10	2019	Julian Edelman	100	1117	11.2	44	6
1987	Tony Collins (RB)	44	347	7.9	29	3	2020	Jakobi Meyers	59	729	12.4	35	0
1988	Reggie Dupard (RB)	34	232	6.8	15	0	2021	Jakobi Meyers	83	866	10.4	39	2
1989	Eric Sievers (TE)	54	615	11.4	46	0	2022	Rhamondre Stevenson	69	421	6.1	40	1
1990	Irving Fryar	54	856	15.9	56	4	2023	Ezekiel Elliott	51	313	6.1	23	2
1991	Marv Cook (TE)	82	808	9.9	49	3							

*NFL Leader

RECORDS

YEAR-BY-YEAR LEADERS

YEAR-BY-YEAR NET YARDS FROM SCRIMMAGE

YR	PLAYER	TOTAL YDS	RUSH	REC.	YR	PLAYER	TOTAL YDS	RUSH	REC.
1960	Alan Miller	700	416	284	1991	Leonard Russell	1040	959	81
1961	Jim Colcough	794	37	757	1992	Irving Fryar	797	6	791
	Billy Lott	794	461	333	1993	Leonard Russell	1333	1088	245
1962	Ron Burton	1009	548	461	1994	Ben Coates	1174	0	1174
1963	Larry Garron	1168	750	418	1995	Curtis Martin	1748	1487	261
1964	Larry Garron	935	585	350	1996	Curtis Martin	1485	1152	333
1965	Gino Cappelletti	680	0	680	1997	Curtis Martin	1456	1160	296
1966	Jim Nance	1561**	1458**	103	1998	Robert Edwards	1446	1115	331
1967	Jim Nance	1412	1216	196	1999	Terry Glenn	1147	0	1147
1968	Jim Whalen	718	0	718	2000	Kevin Faulk	1035	570	465
1969	Carl Garrett	958	691	267	2001	Antowain Smith	1349	1157	192
1970	Jim Nance	670	522	148	2002	Antowain Smith	1225	982	243
1971	Carl Garrett	1049	784	265	2003	Kevin Faulk	1078	638	440
1972	Carl Garrett	898	488	410	2004	Corey Dillon	1738	1635	103
1973	Reggie Rucker	742	-1	743	2005	Deion Branch	998	0	998
1974	Mack Herron	1298	824	474	2006	Corey Dillon	959	812	147
1975	Sam Cunningham	919	666	253	2007	Randy Moss	1493	0	1493
1976	Sam Cunningham	1123	824	474	2008	Wes Welker	1191	26	1165
1977	Sam Cunningham	1385	1015	370	2009	Wes Welker	1384	36	1348
1978	Sam Cunningham	1065	768	297	2010	BenJarvus Green-Ellis	1093	1008	85
1979	Stanley Morgan	1041	39	1002	2011	Wes Welker	1599	30	1569
1980	Stanley Morgan	1027	36	991	2012	Wes Welker	1374	20	1354
1981	Tony Collins	1105	873	232	2013	Julian Edelman	1067	11	1056
1982	Tony Collins	819	632	187	2014	Rob Gronkowski	1124	0	1124
1983	Tony Collins	1306	1049	257	2015	Rob Gronkowski	1176	0	1176
1984	Craig James	949	790	159	2016	LeGarrette Blount	1199	1161	38
1985	Craig James	1587	1227	360	2017	Brandin Cooks	1122	40	1082
1986	Stanley Morgan	1491	0	1491	2018	James White	1176	425	751
1987	Tony Collins	821	474	347	2019	Julian Edelman	1144	27	1117
1988	John Stephens	1266	1168	98	2020	Damien Harris	743	691	52
1989	John Stephens	1040	833	207	2021	Damien Harris	1061	929	132
1990	John Stephens	1004	808	196	2022	Rhamondre Stevenson	1461	1040	421
					2023	Ezekiel Elliott	955	642	313

YEAR-BY-YEAR LEADING INTERCEPTORS

YR	PLAYER	NO.	YDS	AVG	LG	TD	YR	PLAYER	NO	YDS	AVG	LG	TD
1960	Gino Cappelletti	4	68	17.0	24	0	1993	Maurice Hurst	4	53	13.3	24	0
	Harry Jacobs	4	26	6.5	14	0	1994	Maurice Hurst	7	68	9.7	24	0
1961	Don Webb	5	153	30.6	59	2	1995	Vincent Brown	4	1	0.3	1	0
1962	Ross O'Hanley	5	83	16.6	28	0	1996	Willie Clay	4	50	12.5	35	0
1963	Bob Suci	7	277	39.6	98	2	1997	Willie Clay	6	109	18.2	53t	1
1964	Ron Hall	11	148	13.5	50	0	1998	Ty Law	9*	133	14.8	59t	1
1965	Ron Hall	3	35	11.7	29	0	1999	Lawyer Milloy	4	17	4.3	17	0
	Nick Buoniconti	3	31	10.3	26	0	2000	Ty Law	2	32	16.0	32	0
1966	Ron Hall	6	159	26.5	87	0		Lawyer Milloy	2	2	1.0	2	0
1967	Nick Buoniconti	4	7	1.8	7	0		Tubby Jones	2	20	10.0	20	0
	Don Webb	4	91	22.8	41	0	2001	Otis Smith	5	181	36.2	78t	2*
1968	Leroy Mitchell	7	41	5.9	20	0	2002	Ty Law	4	33	8.3	29	0
1969	Larry Carwell	4	114	28.5	38	0		Terrell Buckley	4	50	12.5	39	0
	John Charles	4	46	11.5	25t	1	2003	Ty Law	6	112	18.7	65t	1
	Ed Philpott	4	37	9.2	16	0		Tyrone Poole	6	81	13.5	44	0
1970	Daryl Johnson	2	51	25.5	42	0	2004	Eugene Wilson	4	51	12.8	24	0
1971	Larry Carwell	5	72	14.4	53t	1	2005	Asante Samuel	3	15	5.0	15	0
1972	Honor Jackson	4	133	33.3	55	0		Ellis Hobbs	3	8	2.7	8	0
1973	Ron Bolton	6	65	10.8	56	0	2006	Asante Samuel	10t*	120	12.0	33	0
1974	Ron Bolton	7	18	2.6	10	0	2007	Asante Samuel	6	89	14.8	42	1
1975	Ron Bolton	5	33	6.6	15	0	2008	Brandon Meriweather	4	25	6.3	19	0
1976	Mike Haynes	8	90	11.3	28	0	2009	Brandon Meriweather	5	149	29.8	56	1
1977	Mike Haynes	5	54	10.8	22	0		Leigh Bodden	5	60	12.0	53t	1
1978	Mike Haynes	6	123	20.5	50	1	2010	Devin McCourty	7	110	15.7	50	1
1979	Raymond Clayborn	5	56	11.2	27	0	2011	Kyle Arrington	7t*	92	13.1	28	0
1980	Raymond Clayborn	5	87	17.4	29	0	2012	Devin McCourty	5	53	10.6	34	0
1981	Rick Sanford	3	28	9.3	21	0	2013	Logan Ryan	5	82	16.4	79t	1
	Tim Fox	3	20	6.7	20	0	2014	Devin McCourty	2	70	35.0	60	0
1982	Mike Haynes	4	26	6.5	26	0		Darrelle Revis	2	0	0.0	0	0
1983	Rick Sanford	7	24	3.4	16	0		Logan Ryan	2	0	0.0	0	0
1984	Raymond Clayborn	3	102	34.0	85	0	2015	Jamie Collins Sr.	2	0	0.0	0	0
1985	Fred Marion	7	189	27.0	83	0		Logan Ryan	4	39	9.8	25	0
1986	Ronnie Lippett	8	76	9.5	43	0	2016	Malcolm Butler	4	28	7.0	21	0
1987	Fred Marion	4	53	13.3	25	0	2017	Duron Harmon	4	12	3.0	12	0
1988	Raymond Clayborn	4	65	16.3	31	0	2018	Duron Harmon	4	0	0.0	0	0
	Fred Marion	4	47	11.8	22	0	2019	Stephon Gilmore	6t*	126	21.0	64	2*
	Roland James	4	30	7.5	22	0	2020	J.C. Jackson	9	80	8.9	30	0
1989	Maurice Hurst	5	31	6.2	16t	1	2021	J.C. Jackson	8	92	11.5	88t	1
1990	Maurice Hurst	4	61	15.3	36	0	2022	Jonathan Jones	4	89	22.3	55	1
	Ronnie Lippett	4	94	23.5	73	0		Devin McCourty	4	66	16.5	36	0
	Fred Marion	4	17	4.3	16	0	2023	Kyle Dugger	2	35	17.5	20	0
1991	Maurice Hurst	3	21	7.0	21	0		Jabrill Peppers	2	33	16.5	32	0
1992	Jerome Henderson	3	43	14.3	34	0		Jahlani Tavai	2	2	1.0	2	0
	Maurice Hurst	3	29	9.7	27	0							

*NFL Leader

RECORDS

YEAR-BY-YEAR LEADERS

YEAR-BY-YEAR SACK LEADERS

YR	PLAYER	SACKS	YR	PLAYER	SACKS	YR	PLAYER	SACKS
1960	Jack Rudolph, LB	3.0	1981	Tony McGee, DE	5.5	2001	Bobby Hamilton, DL	7.0
1961	Rommie Loudd, LB	7.0	1982	Don Blackmon, LB	4.5	2002	Richard Seymour, DL	5.5
1962	Larry Eisenhauer, DE	5.5	1983	Andre Tippett, LB	8.5		Willie McGinest, LB	5.5
1963	Larry Eisenhauer, DE	9.0	1984	Andre Tippett, LB	18.5	2003	Mike Vrabel, LB	9.5
1964	Larry Eisenhauer, DE	7.5	1985	Andre Tippett, LB	16.5	2004	Willie McGinest, LB	9.5
1965	Larry Eisenhauer, DE	9.5	1986	Garin Veris, DE	11.0	2005	Rosevelt Colvin, LB	7.0
1966	Jim Lee Hunt, DT	9.0	1987	Andre Tippett, LB	12.5	2006	Rosevelt Colvin, LB	8.5
1967	Houston Antwine, DT	6.0	1988	Brent Williams, DE	8.0	2007	Mike Vrabel, LB	12.5
1968	Houston Antwine, DT	7.5	1989	Brent Williams, DE	8.0	2008	Richard Seymour, DL	8.0
1969	Houston Antwine, DT	5.0	1990	Brent Williams, DE	6.0	2009	Tully Banta-Cain LB	10.0
1970	Ron Berger, DE	9.0	1991	Andre Tippett, LB	8.5	2010	Mike Wright, DL	5.5
1971	Steve Kiner, LB	6.5	1992	Andre Tippett, LB	7.0	2011	Mark Anderson, DE	10.0
1972	Julius Adams, DE	4.0	1993	Chris Slade, LB	9.0		Andre Carter, DE	10.0
1973	Julius Adams, DE	8.0	1994	Chris Slade, LB	9.5	2012	Rob Ninkovich, DL	8.0
1974	Julius Adams, DE	8.0	1995	Willie McGinest, DE	11.0	2013	Chandler Jones, DE	11.5
1975	Tony McGee, DE	9.0	1996	Willie McGinest, DE	9.5	2014	Rob Ninkovich, DL	8.0
1976	Tony McGee, DE	9.5	1997	Chris Slade, LB	9.0	2015	Chandler Jones, DE	12.5
1977	Tony McGee, DE	12.0	1998	Henry Thomas, DT	6.5	2016	Trey Flowers, DL	7.0
1978	Tony McGee, DE	11.5	1999	Willie McGinest, DE	9.0	2017	Trey Flowers, DL	6.5
1979	Tony McGee, DE	10.5	2000	Willie McGinest, DE	6.0	2018	Trey Flowers, DL	7.5
1980	Julius Adams, DE	9.0		Greg Spires, DE	6.0	2019	Jamie Collins Sr., LB	7.0
						2020	Chase Winovich, DL	5.5
						2021	Matthew Judon, LB	12.5
						2022	Matthew Judon, LB	15.5
						2023	Christian Barmore, DL	8.5

YEAR-BY-YEAR LEADING PUNTERS

YR	PLAYER	NO.	YDS	AVG	LG	YR	PLAYER	NO	YARDS	AVG	LG
1960	Tom Greene	61	2235	36.9	66	1990	Brian Hansen	90	3752	41.7	69
1961	Tom Yewcic	64	2406	37.6	64	1992	Shawn McCarthy	103	4212	41.0	61
1962	Tom Yewcic	69	2654	38.5	56	1993	Mike Saxon	73	3096	42.4	59
1963	Tom Yewcic	73	2880	38.9	65	1994	Pat O'Neill	69	2841	41.2	67
1964	Tom Yewcic	73	2787	38.2	63	1995	Pat O'Neill	41	1514	36.9	57
1965	Tom Yewcic	76	3094	40.7	70		Bryan Wagner	37	1557	42.1	57
1966	Jim Fraser	55	2044	37.2	68	1996	Tom Tupa	63	2739	43.5	62
1967	Terry Swanson	65	2632	40.5	62	1997	Tom Tupa	78	3569	45.8	73
1968	Terry Swanson	62	2449	39.5	57	1998	Tom Tupa	74	3294	44.5	64
1969	Tom Janik	70	2903	41.5	56	1999	Lee Johnson	90	3735	41.5	58
1970	Tom Janik	86	3364	39.1	57	2000	Lee Johnson	89	3798	42.7	62
1971	Tom Janik	87	3249	37.3	58	2001	Ken Walter	49	1964	40.1	58
1972	Pat Studstill	75	2859	38.1	57	2002	Ken Walter	70	2723	38.9	55
1973	Bruce Barnes	55	2134	38.8	53	2003	Ken Walter	76	2865	37.7	52
1974	Bruce Barnes	45	1604	35.6	50	2004	Josh Miller	56	2350	42.0	69
1975	Mike Patrick	83	3223	38.8	62	2005	Josh Miller	76	3431	45.1	59
1976	Mike Patrick	67	2688	40.1	52	2006	Josh Miller	43	1848	43.0	62
1977	Mike Patrick	65	2354	36.2	64	2007	Chris Hanson	44	1821	41.4	64
1978	Jerrel Wilson	54	1921	35.6	57	2008	Chris Hanson	49	2143	43.7	70
1979	Eddie Hare	83	3038	36.6	58	2009	Chris Hanson	56	2221	39.7	56
1980	Mike Hubach	63	2392	38.0	69	2010	Zoltan Mesko	58	2505	43.2	65
1981	Rich Camarillo	47	1959	41.7	75	2011	Zoltan Mesko	57	2648	46.5	65
1982	Rich Camarillo	49	2140	43.7	76	2012	Zoltan Mesko	60	2585	43.1	62
1983	Rich Camarillo	81	3615	44.6	70	2013	Ryan Allen	76	3491	45.9	65
1984	Rich Camarillo	48	2020	42.1	61	2014	Ryan Allen	66	3060	46.4	67
1985	Rich Camarillo	92	3953	43.0	75	2015	Ryan Allen	73	3358	46.0	67
1986	Rich Camarillo	89	3746	42.1	64	2016	Ryan Allen	72	3217	44.7	57
1987	Rich Camarillo	62	2489	40.1	73	2017	Ryan Allen	58	2515	43.4	60
1988	Jeff Feagles	91	3482	38.3	74	2018	Ryan Allen	64	2885	45.1	66
1989	Jeff Feagles	63	2392	38.0	64	2019	Jake Bailey	81	3638	44.9	65
1990	Brian Hansen	90	3752	41.7	69	2020	Jake Bailey	55	2678	48.7	71
1991	Shawn McCarthy	66	2650	40.2	93	2021	Jake Bailey	49	2316	47.3	71
						2022	Michael Palardy	42	1781	42.4	58
						2023	Bryce Baringer	98	4598	46.9	79

RECORDS

YEAR-BY-YEAR LEADERS

YEAR-BY-YEAR LEADING KICKOFF RETURNERS

YR	PLAYER	NO	YDS	AVG.	LG	TD	YR	PLAYER	NO	YDS	AVG.	LG	TD
1960	Dick Christy	24	617	25.7	46	0	1991	Jon Vaughn	34	717	21.1	99t	1
1961	Larry Garron	16	438	27.4	89	1	1992	Jon Vaughn	20	564	28.2	100t	1
1962	Larry Garron	24	686	28.6	95t	1	1993	Ray Crittenden	23	478	20.8	44	0
1963	Larry Garron	28	693	24.8	58	0	1994	Ray Crittenden	24	460	19.2	36	0
1964	J.D. Garrett	32	749	23.4	42	0	1995	David Meggett	38	964	25.4	62	0
1965	Jay Cunningham	17	374	22.0	45	0	1996	David Meggett	34	781	23.0	54	0
1966	Joe Bellino	18	410	22.8	43	0	1997	David Meggett	33	816	24.7	61	0
1967	Jay Cunningham	30	627	20.9	41	0	1998	Derrick Cullors	45	1085	24.1	68	0
1968	Willie Porter	36	812	22.6	61	0	1999	Kevin Faulk	39	943	24.2	95	0
1969	Carl Garrett	28	792	28.3	63	0	2000	Kevin Faulk	37	806	21.8	40	0
1970	Odell Lawson	25	546	21.8	52	0	2001	Kevin Faulk	33	662	20.1	42	0
1971	Carl Garrett	24	538	22.4	37	0	2002	Deion Branch	36	863	24.0	63	0
1972	Carl Garrett	16	410	25.6	49	0	2003	Bethel Johnson	30	847	28.2	92t	1
1973	Mack Herron	41	1092	26.6	92t	1	2004	Bethel Johnson	41	1016	24.8	93t	1
1974	Mack Herron	28	629	22.5	62	0	2005	Bethel Johnson	31	694	22.4	54	0
1975	Allen Carter	32	879	27.5	99t	1	2006	Laurence Maroney	28	783	28.0	77	0
1976	Jess Phillips	14	397	28.4	71	0	2007	Ellis Hobbs	35	911	26.0	108t	1
1977	Raymond Clayborn	28	869	31.0*	101t*	3*	2008	Ellis Hobbs	45	1281	28.5	95t	1
1978	Raymond Clayborn	27	636	23.6	60	0	2009	Laurence Maroney	13	279	21.5	52	0
1979	Allan Clark	37	816	22.1	38	0	2010	Brandon Tate	41	1057	25.8	103t	2
1980	Horace Ivory	36	992	27.6*	98t	1*	2011	Danny Woodhead	20	437	21.9	37	0
1981	Tony Collins	39	773	19.8	30	0	2012	Devin McCourty	27	654	24.2	104t	1
1982	Ricky Smith	24	567	23.6	98t	1	2013	LeGarrette Blount	17	494	29.1	83	0
1983	Ricky Smith	42	916	21.8	53	0	2014	Danny Amendola	20	482	24.1	81	0
1984	Tony Collins	25	544	21.8	46	0	2015	Keshawn Martin	10	257	25.7	75	0
1985	Stephen Starring	48	1012	21.1	53	0	2016	Cyrus Jones	8	180	22.5	43	0
1986	Stephen Starring	36	802	22.3	52	0	2017	Dion Lewis	23	570	24.8	103t*	1
1987	Stephen Starring	23	445	19.3	43	0	2018	Cordarrelle Patterson	23	663	28.8	95t	1
1988	Sammy Martin	31	735	23.7	95t	1	2019	Brandon Bolden	23	515	22.4	38	0
1989	Sammy Martin	24	584	24.3	38	0	2020	Gunner Olszewski	18	418	23.2	33	0
1990	Sammy Martin	25	515	20.6	38	0	2021	Gunner Olszewski	18	416	23.1	37	0
							2022	Marcus Jones	27	645	23.9	46	0
							2023	Ty Montgomery II	9	219	24.3	43	0



YEAR-BY-YEAR LEADING PUNT RETURNERS

YR	PLAYER	NO	YDS	AVG.	LG	TD	YR	PLAYER	NO	YDS	AVG.	LG	TD
1960	Dick Christy	8	73	9.1	29	0	1990	Irving Fryar	28	133	4.8	17	0
1961	Ron Burton	8	128	16.0	62	0	1991	Jerome Henderson	27	201	7.4	39	0
1962	Ron Burton	21	122	5.8	22	0	1992	Walter Stanley	28	227	8.1	50	0
1963	Bob Suci	25	233	9.3	22	0	1993	Troy Brown	25	224	9.0	19	0
1964	Dave Cloutier	20	136	6.8	40	0	1994	Troy Brown	24	202	8.4	38	0
1965	Ron Burton	15	61	4.1	12	0	1995	David Meggett	45	383	8.5	23	0
1966	Vic Purvis	5	43	8.6	18	0	1996	David Meggett	52	588	11.3	60t	1
1967	Joe Bellino	15	129	8.6	18	0	1997	David Meggett	45	467	10.4	47	0
1968	Willie Porter	22	135	6.1	24	0	1998	Troy Brown	17	225	13.2	39	0
1969	Carl Garrett	12	159	13.3	45	0	1999	Troy Brown	38	405	10.7	52	0
1970	Carl Garrett	17	168	9.9	62	0	2000	Troy Brown	39	504	12.9	66t	1
1971	Carl Garrett	8	124	15.5	50	0	2001	Troy Brown	29	413	14.2*	85t	2
1972	Carl Garrett	6	36	6.0	27	0	2002	Troy Brown	24	175	7.3	27	0
1973	Mack Herron	27	282	10.4	54	0	2003	Troy Brown	29	293	10.1	23	0
1974	Mack Herron	35	517	14.8	66	0	2004	Kevin Faulk	20	133	6.7	16	0
1975	Darryl Stingley	15	113	7.5	29	0	2005	Tim Dwight	32	273	8.5	29	0
1976	Mike Haynes	45	608	13.5	89t	2	2006	Kevin Faulk	31	330	10.6	43	0
1977	Stanley Morgan	16	220	13.8	53	0	2007	Wes Welker	25	249	10.0	35	0
	Mike Haynes	24	200	8.3	46	0	2008	Wes Welker	24	237	9.9	44	0
1978	Stanley Morgan	32	335	10.5	48	0	2009	Wes Welker	27	338	12.5	69	0
1979	Stanley Morgan	29	289	10.0	80t	1	2010	Julian Edelman	21	321	15.3	94t	1
1980	Roland James	33	331	10.0	75t	1	2011	Julian Edelman	28	296	10.6	72t	1
1981	Stanley Morgan	15	116	7.7	26	0	2012	Julian Edelman	17	263	15.5	68t	1
1982	Ricky Smith	16	139	8.7	19	0	2013	Julian Edelman	35	374	10.7	43	0
1983	Ricky Smith	38	398	10.5	55	0	2014	Julian Edelman	25	299	12.0	84t	1
1984	Irving Fryar	36	347	9.6	55	0	2015	Danny Amendola	23	276	12.0*	82	0
1985	Irving Fryar	37	520	14.1*	85t*	2**	2016	Julian Edelman	15	135	9.0	23	0
1986	Irving Fryar	35	366	10.5	59t	1	2017	Danny Amendola	27	231	8.6	40	0
1987	Irving Fryar	18	174	9.7	36	0	2018	Julian Edelman	20	154	7.7	25	0
1988	Irving Fryar	38	398	10.5	30	0	2019	Gunner Olszewski	20	179	9.0	22	0
1989	Sammy Martin	19	164	8.6	28	0	2020	Gunner Olszewski	20	346	17.3*	70t	1**
1989	Sammy Martin	19	164	8.6	28	0	2021	Gunner Olszewski	26	309	11.9	27	0
							2022	Marcus Jones	29	362	12.5	84t	1
							2023	Myles Bryant	15	105	7.0	15	0

*NFL Leader **tied for NFL lead

RECORDS

YEAR-BY-YEAR LEADERS

YEAR-BY-YEAR ALL PURPOSE YARDS LEADERS

YR	PLAYER	RUSH		REC		OFF		PUNT RET		KICK RET		RET		DEF		TOT
		NO.	YDS	NO.	YDS	YDS	NO.	YDS	NO.	YDS	YDS	YDS	YDS	YDS		
1960	Richard Christy	78	363	26	268	631	8	73	24	617	690	0	1321			
1961	Larry Garron	69	389	24	341	730	0	0	16	438	438	0	1168			
1962	Ron Burton	134	548	40	461	1009	21	122	13	238	360	0	1369			
1963	Larry Garron	179	750	26	418	1168	1	23	28	693	716	0	1884			
1964	Larry Garron	183	585	40	350	935	0	0	10	198	198	0	1133			
1965	Gino Cappelletti	0	0	37	680	680	0	0	0	0	0	0	680			
1966	Jim Nance	299	1458	8	103	1561	0	0	0	0	0	0	1561			
1967	Jim Nance	269	1216	22	196	1412	0	0	0	0	0	0	1412			
1968	Willie Porter	0	0	0	0	0	22	135	36	812	947	0	947			
1969	Carl Garrett	137	691	29	267	958	12	159	28	792	951	0	1909			
1970	Carl Garrett	88	272	26	216	488	17	168	24	511	679	0	1167			
1971	Carl Garrett	181	784	22	265	1049	8	124	24	538	662	0	1711			
1972	Carl Garrett	131	488	30	410	898	6	36	16	410	446	0	1344			
1973	Mack Herron	61	200	18	265	465	27	282	41	1092	1374	0	1839			
1974	Mack Herron	231	824	38	474	1298	35	517	28	629	1146	0	2444			
1975	Andy Johnson	117	488	26	294	782	6	60	10	188	248	0	1030			
1976	Sam Cunningham	172	824	27	299	1123	0	0	0	0	0	0	1123			
1977	Sam Cunningham	270	1015	42	370	1385	0	0	0	0	0	0	1385			
1978	Stanley Morgan	2	11	34	820	831	32	335	1	17	352	0	1183			
1979	Stanley Morgan	7	39	44	1002	1041	29	289	1	12	12	0	1342			
1980	Horace Ivory	42	111	12	95	206	0	0	36	992	992	0	1198			
1981	Tony Collins	204	873	26	232	1105	3	15	39	773	788	0	1893			
1982*	Tony Collins	164	632	19	187	819	0	0	0	0	0	0	819			
1983	Ricky Smith	0	0	0	0	0	38	398	42	916	1314	0	1314			
1984	Tony Collins	138	550	16	100	650	0	0	25	544	544	0	1194			
1985	Craig James	263	1227	27	360	1587	0	0	0	0	0	0	1587			
1986	Stanley Morgan	0	0	84	1491	1491	0	0	0	0	0	0	1491			
1987	Tony Collins	147	474	44	347	821	0	0	0	0	0	0	821			
1988	John Stephens	297	1168	14	98	1266	0	0	0	0	0	0	1266			
1989	John Stephens	244	833	21	207	1040	0	0	0	0	0	0	1040			
1990	John Stephens	212	808	28	196	1004	0	0	0	0	0	0	1004			
1991	Leonard Russell	266	959	18	81	1040	0	0	0	0	0	0	1040			
1992	Walter Stanley	3	63	0	0	63	28	227	29	529	756	0	819			
1993	Leonard Russell	300	1088	26	245	1333	0	0	0	0	0	0	1333			
1994	Ben Coates	0	0	96	1174	1174	0	0	0	0	0	0	1174			
1995	Dave Meggett	60	250	52	334	584	45	383	38	964	1347	0	1931			
1996	Dave Meggett	40	122	33	292	414	52	588	34	781	1369	0	1783			
1997	Dave Meggett	20	60	19	203	263	45	467	33	816	1283	0	1546			
1998	Robert Edwards	291	1115	35	331	1446	0	0	0	0	0	0	1446			
1999	Kevin Faulk	67	227	12	98	325	10	90	39	943	1033	0	1358			
2000	Kevin Faulk	164	570	51	465	1035	6	58	37	806	874	0	1899			
2001	Troy Brown	11	91	101	1199	1290	29	413	1	13	426	0	1716			
2002	Kevin Faulk	52	271	37	379	650	8	65	26	725	790	0	1440			
2003	Kevin Faulk	178	638	48	440	1078	5	66	10	207	273	0	1351			
2004	Corey Dillon	345	1635	15	103	1738	0	0	0	0	0	0	1738			
2005	Deion Branch	0	0	78	998	998	0	0	0	0	0	0	998			
2006	Laurence Maroney	175	745	22	194	939	0	0	28	783	783	0	1722			
2007	Wes Welker	4	34	112	1175	1209	25	249	7	176	425	0	1634			
2008	Wes Welker	3	26	111	1165	1191	24	237	1	26	263	0	1454			
2009	Wes Welker	5	36	123	1348	1384	27	338	2	45	383	0	1767			
2010	Brandon Tate	5	62	24	432	494	1	4	41	1057	1061	0	1555			
2011	Wes Welker	4	30	122	1569	1599	8	82	0	0	82	0	1681			
2012	Wes Welker	2	20	118	1354	1374	25	243	3	33	276	0	1650			
2013	Julian Edelman	2	11	105	1056	1067	35	374	0	0	374	0	1441			
2014	Julian Edelman	10	94	92	972	1066	25	299	0	0	299	0	1365			
2015	Rob Gronkowski	0	0	72	1176	1176	0	0	1	5	5	0	1181			
2016	Julian Edelman	12	57	98	1106	1163	15	135	3	44	179	0	1342			
2017	Dion Lewis	180	896	32	214	1110	0	0	23	570	570	0	1680			
2018	James White	94	225	87	751	1176	0	0	0	0	0	0	1176			
2019	Julian Edelman	8	27	100	1117	1144	0	0	1	19	19	0	1163			
2020	Gunner Olszewski	5	23	5	62	85	20	346	18	418	764	0	849			
2021	Damien Harris	202	929	18	132	1061	0	0	0	0	0	0	1061			
2022	Rhamondre Stevenson	210	1040	69	421	1461	0	0	0	0	0	0	1461			
2023	Ezekiel Elliott	184	642	51	313	955	0	0	0	0	0	0	955			

*Strike year

ALL-TIME TOP 10 SEASON LEADERS

SCORING

RANK	PLAYER	YEAR	TD	PAT	FG	2 PT	PTS
1.	Stephen Gostkowski	2013	0	44	38	0	158
2.	Stephen Gostkowski	2017	0	45	37	0	156
	Stephen Gostkowski	2014	0	51	35	0	156
4.	Gino Cappelletti	1964	7	36	25	1	155
5.	Stephen Gostkowski	2012	0	66	29	0	153
6.	Stephen Gostkowski	2015	0	52	33	0	151
7.	Nick Folk	2021	0	42	36	0	150
8.	Stephen Gostkowski	2008	0	40	36	0	148
9.	Gino Cappelletti	1961	8	48	17	0	147
10.	Stephen Gostkowski	2011	0	59	28	0	143

SEASON RUSHING (BY YARDS)

RANK	PLAYER	YEAR	ATT	YDS	AVG.	LG	TD
1.	Corey Dillon	2004	345	1635	4.7	44	12
2.	Curtis Martin	1995	368	1487	4.0	49	14
3.	Jim Nance	1966	299	1458	4.9	65	11
4.	Stevan Ridley	2012	290	1263	4.4	41	12
5.	Craig James	1985	263	1227	4.7	65t	5
6.	Jim Nance	1967	269	1216	4.5	53	7
7.	John Stephens	1988	297	1168	3.9	52	4
8.	LeGarrette Blount	2016	299	1161	3.9	44	18
9.	Curtis Martin	1997	274	1160	4.2	70t	4
10.	Antowain Smith	2001	287	1157	4.0	44	12

SEASON PASSING (BY YARDS)

RANK	PLAYER	YEAR	ATT	CMP	PCT.	YDS	TD	INT
1.	Tom Brady	2011	611	401	65.6	5235	39	12
2.	Tom Brady	2012	637	401	63.0	4827	34	8
3.	Tom Brady	2007	578	398	68.9	4806	50	8
4.	Tom Brady	2015	624	402	64.4	4770	36	7
5.	Tom Brady	2017	581	385	66.3	4577	32	8
6.	Drew Bledsoe	1994	691	400	57.9	4555	25	27
7.	Tom Brady	2009	565	371	65.7	4398	28	13
8.	Tom Brady	2018	570	375	65.8	4355	29	11
9.	Tom Brady	2013	628	380	60.5	4343	25	11
10.	Tom Brady	2005	530	334	63.0	4110	26	14

SEASON RECEIVING (BY YARDS)

RANK	PLAYER	YEAR	NO.	YDS	AVG.	LG	TD
1.	Wes Welker	2011	122	1569	12.9	99t	9
2.	Randy Moss	2007	98	1493	15.2	65t	23
3.	Stanley Morgan	1986	84	1491	17.8	44t	10
4.	Wes Welker	2012	118	1354	11.5	59	6
5.	Wes Welker	2009	123	1348	11.0	58	4
6.	Rob Gronkowski	2011	90	1327	14.7	52t	17
7.	Randy Moss	2009	83	1264	15.2	71t	13
8.	Troy Brown	2001	101	1199	11.9	60t	5
9.	Rob Gronkowski	2015	72	1176	16.3	76t	11
10.	Wes Welker	2007	112	1175	10.5	42	8

SEASON INTERCEPTIONS (BY NO.)

RANK	PLAYER	YEAR	NO.	YDS	AVG.	LG	TD
1.	Ron Hall	1964	11	148	13.5	50	0
2.	Asante Samuel	2006	10	120	12.0	33	0
3.	J.C. Jackson	2020	9	80	8.9	30	0
	Ty Law	1998	9	133	14.8	59t	1
5.	J.C. Jackson	2021	8	92	11.5	88t	1
	Mike Haynes	1976	8	90	11.3	28	0
	Ronnie Lippett	1986	8	76	9.5	43	0
8.	Kyle Arrington	2011	7	92	13.1	28	0
	Devin McCourty	2010	7	110	15.7	50	0
	Maurice Hurst	1994	7	68	9.7	24	0
	Fred Marion	1985	7	189	27.0	83	0
	Rick Sanford	1983	7	24	3.4	16	0
	Ron Bolton	1974	7	18	2.6	10	0
	Leroy Mitchell	1968	7	41	5.9	20	0
	Bob Suci	1963	7	277	39.6	98t	2

SACKS

RANK	PLAYER	YEAR	NO.	SACK YDS
1.	Andre Tippett	1984	18.5	N/A
2.	Andre Tippett	1985	16.5	N/A
3.	Matthew Judon	2022	15.5	102.5
4.	Matthew Judon	2021	12.5	85.0
	Chandler Jones	2015	12.5	89.5
	Andre Tippett	1987	12.5	N/A
	Mike Vrabel	2007	12.5	70.5
8.	Tony McGee	1977	12.0	N/A
9.	Josh Uche	2022	11.5	49.5
	Chandler Jones	2013	11.5	73.5
	Tony McGee	1978	11.5	N/A

ALL-PURPOSE YARDS

RANK	PLAYER	YEAR	YDS
1.	Mack Herron	1974	2444
2.	Dave Meggett	1995	1931
3.	Carl Garrett	1969	1909
4.	Kevin Faulk	2000	1899
5.	Tony Collins	1981	1893
6.	Larry Garron	1963	1884
7.	Mack Herron	1973	1839
8.	Dave Meggett	1996	1783
9.	Wes Welker	2009	1767
10.	Curtis Martin	1995	1748

CAREER 100/300 YARD GAMES

CAREER 100-YARD RUSHING PERFORMANCES

Number	Player	W-L-T
17	Jim Nance	11-4-2
14	Curtis Martin	9-5-0
11	Corey Dillon	10-1-0
11	Sam Cunningham	8-3-0
8	Damien Harris	2-3-0
8	Don Calhoun	7-1-0
8	Tony Collins	7-1-0
7	John Stephens	5-2-0
7	Craig James	4-3-0
7	Stevan Ridley	7-0-0
6	Antowain Smith	6-0-0
6	LeGarrette Blount	6-0-0
5	Laurence Maroney	5-0-0
5	Sony Michel	5-0-0
5	Leonard Russell	3-2-0
4	Rhamondre Stevenson	3-1-0
4	BenJarvus Green-Ellis	4-0-0
4	Sammy Morris	4-0-0
4	Andy Johnson	3-1-0
4	Robert Edwards	2-2-0
3	Larry Garron	3-0-0
3	Horace Ivory	3-0-0
2	Terry Allen	1-1-0
2	Ron Burton	1-1-0
2	Carl Garrett	1-1-0
2	Dion Lewis	2-0-0
1	Josh Ashton	1-0-0
1	Brandon Bolden	1-0-0
1	Dick Christy	1-0-0
1	Vagas Ferguson	1-0-0
1	J.D. Garrett	1-0-0
1	Jonas Gray	1-0-0
1	Steve Grogan	1-0-0
1	Michael LeBlanc	1-0-0
1	Mosi Tatupu	1-0-0
1	Fred Taylor	1-0-0
1	Mark Van Eeghen	1-0-0
1	Jon Vaughn	1-0-0
1	Shane Vereen	1-0-0
1	Mack Herron	0-1-0
1	Scott Lockwood	0-1-0
1	Robert Weathers	0-1-0
175	Total	134-37-2*

*The Patriots have twice had multiple 100-yard rushers in the same game.

CAREER 300-YARD PASSING GAMES

Number	Player	W-L-T
92	Tom Brady	76-16-0
26	Drew Bledsoe	17-9-0
12	Steve Grogan	3-9-0
7	Babe Parilli	3-2-2
7	Tony Eason	2-5-0
5	Mac Jones	2-3-0
3	Matt Cassel	2-1-0
3	Hugh Millen	2-1-0
2	Cam Newton	0-2-0
1	Bailey Zappe	1-0-0
1	Jim Plunkett	1-0-0
1	Matt Cavanaugh	0-1-0
1	Tom Ramsey	0-1-0
1	Butch Songin	0-1-0
1	Tom Yewcic	0-1-0
163	Total	109-52-2

CAREER 100-YARD RECEIVING PERFORMANCES

Number	Player	W-L-T
38	Stanley Morgan	19-19-0
28	Rob Gronkowski	24-4-0
28	Wes Welker	22-6-0
18	Randy Moss	17-1-0
15	Julian Edelman	10-5-0
13	Terry Glenn	11-2-0
13	Troy Brown	9-4-0
12	Irving Fryar	5-7-0
9	Ben Coates	5-4-0
9	Jim Colclough	5-3-1
8	Deion Branch	7-1-0
8	Harold Jackson	5-3-0
7	Gino Cappelletti	2-3-2
6	Danny Amendola	4-2-0
6	David Givens	5-1-0
6	Ron Sellers	2-4-0
5	Art Graham	2-2-1
5	Vincent Brisby	4-1-0
5	David Patten	4-1-0
5	Hart Lee Dykes	1-4-0
4	Aaron Hernandez	3-1-0
4	Shawn Jefferson	2-2-0
4	Michael Timpson	2-2-0
4	Randy Vataha	2-2-0
4	Jim Whalen	1-3-0
4	Don Hasselbeck	0-4-0
3	Jakobi Meyers	2-1-0
3	Martellus Bennett	1-2-0
3	Brandon LaFell	2-1-0
3	Stephen Starring	3-0-0
3	Russ Francis	2-1-0
2	Reche Caldwell	2-0-0
2	Tony Collins	1-1-0
2	Brandin Cooks	2-0-0
2	Kevin Faulk	2-0-0
2	Larry Garron	2-0-0
2	Josh Gordon	2-0-0
2	Daniel Graham	2-0-0
2	Chris Hogan	2-0-0
2	Cedric Jones	1-1-0
2	Brandon Lloyd	0-2-0
2	Tony Romeo	1-0-1
2	Reggie Rucker	1-1-0
2	Eric Sievers	1-1-0
2	Tony Simmons	1-1-0
2	Darryl Stingley	2-0-0
1	Nelson Agholor	1-0-0
1	Kendrick Bourne	0-1-0
1	DeVante Parker	0-1-0
1	Dick Christy	1-0-0
1	Aaron Dobson	1-0-0
1	Jabar Gaffney	1-0-0
1	Billy Lott	1-0-0
1	Greg McMurtry	1-0-0
1	Derrick Ramsey	1-0-0
1	Donté Stallworth	1-0-0
1	Brandon Tate	1-0-0
1	Kenbrell Thompkins	1-0-0
1	Shane Vereen	1-0-0
1	Ben Watson	1-0-0
1	Danny Woodhead	1-0-0
1	Bob Adams	0-1-0
1	Damiere Byrd	0-1-0
1	Don Calhoun	0-1-0
1	Andy Johnson	0-1-0
1	Joe Johnson	0-1-0
1	Aaron Marsh	0-1-0
1	Will Moore	0-1-0
1	James White	0-1-0
336	Total	191-104-5*

*The Patriots have had multiple 100-yard receivers in the same game 37 times and are 27-9-1 in those games.

RECORDS

CONSECUTIVE RECORDS

INDIVIDUAL RECORDS

CONSECUTIVE SEASONS PLAYED

20	Tom Brady (2000-19)
16	Matthew Slater (2008-2023) Steve Grogan (1975-90)
15	Troy Brown (1993-2007) Julius Adams (1971-85)
14	Bruce Armstrong (1987-2000) Steve Nelson (1974-87)

CONSECUTIVE GAMES PLAYED

147	Raymond Clayborn (9/03/78-11/22/87)
115	Devin McCourty (01/03/16-01/08/23)
112	Tom Brady (9/14/09-1/3/16)
111	Tom Brady (9/30/01-9/7/08)
110	Ray Hamilton (9/16/73-10/26/80)

CONSECUTIVE GAMES STARTED

147	Raymond Clayborn (9/03/78-11/22/87)
115	Devin McCourty (01/03/16-01/08/23)
112	Tom Brady (9/14/09-1/3/16)
111	Tom Brady (9/30/01-9/7/08)
110	Ray Hamilton (9/16/73-10/26/80)

CONSECUTIVE GAMES SCORING TD

7	Curtis Martin (10/13/96-11/24/96)
6	Rob Gronkowski (11/06/11-12/11/11) Stevan Ridley (10/28/12-12/10/12) Laurence Maroney (10/18/09-11/30/09) Robert Edwards (9/07/98-10/19/98)
5	12 Times. Most Recent: Damien Harris (10/10/21-11/07/21)

CONSECUTIVE GAMES RUSHING TD

7	Curtis Martin (10/13/96-11/24/96)
6	Stevan Ridley (10/28/12-12/10/12) Laurence Maroney (10/18/09-11/30/09) Robert Edwards (09/07/98-10/19/98)
5	Damien Harris (10/10/21-11/07/21) LeGarrette Blount (12/04/16-01/01/17) LeGarrette Blount (10/09/16-11/13/16) Stevan Ridley (10/13/13-11/18/13) BenJarvus Green-Ellis (9/26/10-10/31/10) Curtis Martin (10/23/95-11/19/95) Horace Ivory (10/22/78-11/19/78)

CONSECUTIVE GAMES RECEIVING TD

6	Rob Gronkowski (11/06/11-12/11/11)
5	Rob Gronkowski (12/14/14-9/20/15) Rob Gronkowski (10/21/12-12/30/12) Rob Gronkowski (12/26/10-9/25/11) Randy Moss (10/14/07-11/18/07) Daniel Graham (12/27/03-10/10/04) Michael Timpson (12/26/93-9/18/94) Jimmy Colclough (11/11/62-12/09/62)
4	Hunter Henry (10/03/21-10/24/21) Chris Hogan (9/17/17-10/5/17) Rob Gronkowski (11/3/13-12/1/13) Stanley Morgan (9/21/86-10/12/86) Stanley Morgan (9/07/80-9/29/80) Art Graham (12/17/66-9/17/67)

CONSECUTIVE GAMES PASSING TD

52	Tom Brady (9/12/10-9/29/13)
24	Tom Brady (10/27/13-12/21/14)
16	Tom Brady (12/17/06-12/9/07)
15	Tom Brady (9/10/15-12/27/15)
14	Babe Parilli (12/31/61-9/8/63)

CONSECUTIVE STARTS NO INTERCEPTIONS

11	Tom Brady (10/24/10-1/2/11)
7	Tom Brady (12/18/16-10/1/17)
6	Tony Eason (9/07/86-10/26/86)
5	Tom Brady (10/21/12-11/22/12) Tom Brady (12/10/06-9/9/07) Drew Bledsoe (10/23/95-11/19/95)

CONSECUTIVE ATTEMPTS NO INTERCEPTIONS

358	Tom Brady (10/17/10-9/12/11)
264	Tom Brady (12/12/16-10/05/17)
201	Tom Brady (10/14/12-12/02/12)
196	Tom Brady (12/21/14-10/18/15)
190	Tom Brady (9/16/12-10/14/12)
183	Tom Brady (9/20/09-10/25/09)
179	Drew Bledsoe (10/23/95-11/26/95)

CONSECUTIVE ATT. NO INT TO START CAREER

162	Tom Brady (11/23/00-10/28/01)
-----	-------------------------------

CONSECUTIVE GAMES RECEPTIONS MADE

93	Wes Welker (9/9/07-12/30/12)
80	Rob Gronkowski (9/12/10-1/3/16)
63	Ben Coates (12/27/92-12/8/96)

CONSECUTIVE RECEPTIONS MADE FOR TD

8	Mike Vrabel (9/28/02-10/28/07)
3	Derrick Ramsey (11/18/84) Harold Jackson (9/09/79)

CONSECUTIVE GAMES WITH AN INT

5	J.C. Jackson (10/18/20-11/15/20)
4	Devin McCourty (9/8/19-9/29/19) Mike Haynes (11/7/76-11/28/76)
3	Aqib Talib (9/12/13-9/29/13) Devin McCourty (11/21/10-12/16/10) Ty Law (11/26/95-12/10/95) Myron Guyton (11/12/96-11/26/96) Asante Samuel (9/23/07-10/7/07)

CONSECUTIVE FIELD GOALS MADE

36	Nick Folk (9/20/20-10/03/21)
31	Stephen Gostkowski (12/07/14-11/23/15)
26	Adam Vinatieri (11/24/96-11/09/97) Stephen Gostkowski (09/12/11-11/18/12)
23	Adam Vinatieri (10/17/04-12/26/04)
21	Stephen Gostkowski (9/22/13-11/24/13)

CONSECUTIVE RECORDS (CONT.)

TEAM RECORDS

CONSECUTIVE PATS MADE

478	Stephen Gostkowski (12/31/06-10/16/16)*
117	Adam Vinatieri (10/27/96-10/31/99)
105	Gino Cappelletti (11/17/63-12/17/66)

CONSECUTIVE VICTORIES (INCL. PLAYOFFS)

21	Oct. 5, 2003 to Oct. 24, 2004*
18	Sept. 9, 2007 to Jan. 20, 2008
13	Dec. 23, 2018 to Oct. 27, 2019
13	Jan. 10, 2015 to Nov. 23, 2015
12	Nov. 25, 2001 to Sept. 22, 2002

CONSECUTIVE PLAYOFF VICTORIES

10	Jan. 19, 2002 to Jan. 7, 2006*
5	Jan. 14, 2017 to Jan. 21, 2018
4	Jan. 10, 2015 to Jan. 16, 2016

CONSECUTIVE SHUTOUT VICTORIES

2	vs. Miami, Dec. 12, 1982 and at Seattle Dec. 19, 1982
---	--

CONSECUTIVE HOME VICTORIES

20	Dec. 21, 2008 to Oct. 16, 2011
18	Oct. 22, 2017 to Nov. 24, 2019
18	Dec. 29, 2002 to Sept. 8, 2005
16	Dec. 23, 2012 to Dec. 14, 2014
12	Nov. 26, 2006 to Sept. 7, 2008

CONSECUTIVE ROAD VICTORIES

14	Sept. 11, 2016 to Dec. 3, 2017
12	Dec. 24, 2006 to Oct. 5, 2008
7	Oct. 19, 2003 to Oct. 3, 2004 Dec. 11, 2005 to Nov. 19, 2006
6	Sept. 19, 2021 to Dec. 6, 2021 Dec. 7, 2014 to Nov. 15, 2015 Oct. 19, 1986 to Dec. 22, 1986 Sept. 10, 1978 to Nov. 26, 1978

CONSECUTIVE LOSSES

14	Sept. 23, 1990 to Dec. 30, 1990
10	Dec. 22, 1991 to Nov. 8, 1992
9	Oct. 25, 1981 to Dec. 20, 1981 Oct. 8, 1972 to Dec. 3, 1972 Sept. 27, 1970 to Nov. 22, 1970

CONSECUTIVE HOME LOSSES

10	Dec. 24, 1989 to Sept. 9, 1991
6	Nov. 3, 1974 to Sept. 28, 1975 Oct. 15, 1972 to Sept. 23, 1973 Sept. 27, 1970 to Dec. 20, 1970

CONSECUTIVE ROAD LOSSES

8	Sept. 13, 1981 to Dec. 20, 1981 Dec. 6, 1970 to Dec. 12, 1971 Oct. 6, 1968 to Oct. 26, 1969
---	---

CONSECUTIVE GAMES SCORING

150	Dec. 17, 2006 to Sept. 22, 2016
149	Dec. 5, 1993 to Dec. 29, 2002
125	Sept. 28, 1975 to Nov. 13, 1983

CONSEC. QUARTERS PATRIOTS SCORELESS

10	Nov. 22, 1992 (vs. N.Y. Jets, 2nd half) to Dec. 6, 1992 (vs. Indianapolis)
----	---

CONSEC. SHUTOUT QUARTERS RECORDED

8	Oct. 1, 2023 (vs. Dallas) to Oct. 15, 2023 (vs. Las Vegas) Nov. 14, 2021 (vs. Cleveland) to Nov. 28, 2021 (vs. Tennessee) Dec. 12, 1982 (vs. Miami) to Dec. 19, 1982 (at Seattle)
7	Sept. 8, 2019 (vs. PIT, 4th quarter) to Sept. 22, 2019 (vs. N.Y. Jets, 2nd half) Oct. 10, 2019 (vs. NYG, 2nd half) to Oct. 27, 2019 (vs. CLE, 1st quarter)

CONSEC. QUARTERS NOT ALLOWING A TD

10	Dec. 5, 1982 (at Chicago, 2nd half) through Dec. 19, 1982 (at Seattle) (Shutout victories vs. Miami 12/12/82 and at Seattle 12/19/82)
10	Sept. 8, 2019 (vs. PIT) through Sept. 22, 2019 (vs. N.Y. Jets, first half)

CONSEC. SERIES GAME PATRIOTS VICTORIES

15	Buffalo Bills, Dec. 27, 2003 to Dec. 26, 2010 N.Y. Jets, Nov. 27, 2016 to Sept. 24, 2023
11	Buffalo Bills, Jan. 2, 1983 to Dec. 20, 1987
10	San Diego Chargers, Dec. 2, 1973 to Oct. 14, 2001

CONSEC. SERIES GAME PATRIOTS LOSSES

10	Denver Broncos, Nov. 4, 1984 to Sept. 7, 1998
9	N.Y. Jets, Dec. 17, 1966 to Nov. 22, 1970 Miami Dolphins, Sept. 17, 1989 to Nov. 21, 1993

*NFL Record

PATRIOTS INDIVIDUAL RECORDS

The following records relate to service with the Patriots and reflect only regular season activity; postseason playoff competition is excluded.
 Number of games per season: 1960-1977 (14); 1978-81 (16); 1982 (9); 1983-86 (16); 1987 (15), 1988-20 (16) and 2021-23 (17).

MOST SERVICE

Seasons –	20	Tom Brady, 2000-2019
	16	Matthew Slater, 2008-23 Steve Grogan, 1975-90 Julius Adams, 1971-85, 87
	15	Troy Brown, 1993-2007
	14	Stephen Gostkowski, 2006-19 Bruce Armstrong, 1987-2000 Steve Nelson, 1974-87
	13	Devin McCourty, 2010-22 Kevin Faulk, 1999-2011 Tedy Bruschi, 1996-2008 Raymond Clayborn, 1977-89 John Hannah, 1973-85 Stanley Morgan, 1977-89 Mosi Tatupu, 1978-90

Games –

	Player, Pos.	Games	Years
1.	Tom Brady, QB	285	2000-19
2.	Matthew Slater, WR	239	2008-23
3.	Bruce Armstrong, OT	212	1987-2000
4.	Julius Adams, DE	206*	1971-85, 87
5.	Devin McCourty, DB	205	2010-22
6.	Stephen Gostkowski, K	204	2006-19
7.	Mosi Tatupu, RB	194	1978-90
8.	Troy Brown, WR	192	1993-2007
9.	Raymond Clayborn, CB	191	1977-89
10.	Tedy Bruschi, LB	189	1996-2008
11.	John Hannah, OG	183	1973-85
12.	Stanley Morgan, WR	180	1977-89
13.	Steve Nelson, LB	174	1974-87
	Willie McGinest, LB	171	1994-2005
15.	Kevin Faulk, RB	161	1999-2011
16.	Tom Neville, OT	160	1965-77
	Adam Vinatieri, K	160c	1996-2005
18.	Vince Wilfork, DL	158	2004-14
19.	Matt Light, T	155	2001-11
20.	Pete Brock, C	154	1976-87
21.	Gino Cappelletti, K/WR	153c	1960-70
22.	Bill Lenkaitis, C	151	1971-81
	Andre Tippett, LB	151	1982-93^
24.	Steve Grogan, QB	149	1975-90

SERVICE

Games (Cont.) –

	Player, Pos.	Games	Years
25.	Jim Lee Hunt, DT	146	1960-70
26.	Roland James, SS	145	1980-90
27.	Joe Cardona, LS	144@	2015-23
	Fred Marion, FS	144	1982-91
29.	Houston Antwine, DT	142	1961-71
	Ben Coates, TE	142	1991-99
31.	Patrick Chung, S	141	2009-12, 14-19
	Ty Law, CB	141	1995-2004
	Lonie Paxton, LS	141	2000-08
34.	Len St. Jean, OG	140c	1964-73
35.	Julian Edelman, WR	137	2009-20
36.	Don Webb, DB	134	1961-71
37.	Ray Hamilton, NT	132	1973-81
38.	Logan Mankins, G	130	2005-13
	Jon Morris, C	130	1964-74
40.	Irving Fryar, WR	129	1984-92
41.	Larry Izzo, LB	127	2001-08
	Chris Slade, LB	127	1993-2000
43.	Jim Colclough, WR	126	1960-68
	Johnny Rember, LB	126	1983-92
45.	Ted Johnson, LB	125	1995-2004
	Mike Vrabel, LB	125	2001-2008
47.	Drew Bledsoe, QB	124	1993-2001
	Steve King, LB	124	1973-81
	Charlie Long, OT	124	1961-69
50.	Vincent Brown, LB	123	1988-95
	Rob Ninkovich, LB/DL	123	2009-16
52.	Ronnie Lippett, CB	122	1983-91
	Lawrence McGrew, LB	122	1980-89

Starts –	283	Tom Brady, 2000-2019
	212	Bruce Armstrong, 1987-2000
	205	Devin McCourty, 2010-22
	183	John Hannah, 1973-85

c - consecutive games played **@** - active
***** - J. Adams DNP in 1986. **^** - A. Tippett DNP in 1989

PATRIOTS INDIVIDUAL RECORDS

SCORING

MOST POINTS

Career –	1,775	Stephen Gostkowski, 2006-19	
	1,158	Adam Vinatieri, 1996-2005	
	1,130	Gino Cappelletti, 1960-70	
	692	John Smith, 1974-82	
	482	Rob Gronkowski, 2010-18	
	442	Tony Franklin, 1984-87	
	440	Nick Folk, 2019-22	
	408	Stanley Morgan, 1977-89	
	Season –	158	Stephen Gostkowski, 2013 (44-xp, 38-fg)
		156	Stephen Gostkowski, 2017 (45-xp, 37-fg)
156		Stephen Gostkowski, 2014 (51-xp, 35-fg)	
155		Gino Cappelletti, 1964 (7-td, 36-xp, 1-2pt, 25-fg)	
153		Stephen Gostkowski, 2012 (66-xp, 29-fg)	
Game –	28	Gino Cappelletti vs. HOU, Dec. 18, 1965 (2-td, 4-xp, 4-fg)	
	24	Jonas Gray at IND, Nov. 16, 2014 (4-td)	
	24	Randy Moss at BUF, Nov. 18, 2007 (4-td)	
	24	Gino Cappelletti vs. BUF, Nov. 15, 1964 (3-td, 4-xp, 1-2pt)	

Most Seasons Leading the League –

5	Stephen Gostkowski, 2008, 2012-15 Gino Cappelletti, 1961, 63-66
2	John Smith, 1979, 1980

MOST TOUCHDOWNS

Career –	80	Rob Gronkowski, 2010-18 (1-r, 79-p)	
	68	Stanley Morgan, 1977-89 (67-p, 1-rt)	
	50	Ben Coates, 1991-99 (50-p) Randy Moss, 2007-10 (50-p)	
	49	Sam Cunningham, 1973-79, 1981-82 (43-r, 6-p)	
	46	Jim Nance, 1965-71 (45-r, 1-p)	
	44	Tony Collins, 1981-87 (32-r, 12-p)	
	Season –	23	Randy Moss, 2007 (23-p)
		18	LeGarrette Blount, 2016 (18-r)
			Rob Gronkowski, 2011 (17-p, 1-r)
		17	Curtis Martin, 1996 (14-r, 3-p)
15		Damien Harris, 2021 (15-r)	
15		Curtis Martin, 1995 (14-r, 1-p)	
13		Cam Newton, 2020 (12-r, 1-p) BenJarvus Green-Ellis, 2010 (13-r) Randy Moss, 2009 (13-p) Corey Dillon, 2006 (13-r) Corey Dillon, 2005 (12-r, 1-p) Corey Dillon, 2004 (12-r, 1-p) Antowain Smith, 2001 (12-r, 1-p) Steve Grogan, 1976 (12-r, 1-rt) Stanley Morgan, 1979 (12-p, 1-rt)	
Game –		4	Jonas Gray at IND, Nov. 16, 2014 (4-r) Randy Moss at BUF, Nov. 18, 2007 (4-p)
		3	Accomplished 34 times. Most Recent: Damien Harris vs. Buff., Dec. 26, 2021 (3-r)

PAT KICKS

MOST PAT KICK ATTEMPTS

Career –	664	Stephen Gostkowski, 2006-19
	374	Adam Vinatieri, 1996-2005
	353	Gino Cappelletti, 1960-70
	323	John Smith, 1974-83
	166	Tony Franklin, 1984-87
Season –	74	Stephen Gostkowski, 2007
	66	Stephen Gostkowski, 2012
	59	Stephen Gostkowski, 2011
	52	Stephen Gostkowski, 2015
	51	Stephen Gostkowski, 2014 John Smith, 1980
	Game –	8
7		Nick Folk vs. NYJ, Oct. 24, 2021 Stephen Gostkowski vs. NYJ, Nov. 3, 2013 Stephen Gostkowski at NYJ, Nov. 22, 2012 Stephen Gostkowski at BUF, Sept. 30, 2012 Stephen Gostkowski at OAK, Dec. 14, 2008 Stephen Gostkowski vs. WAS, Oct. 28, 2007 Stephen Gostkowski at MIA, Oct. 21, 2007 John Smith vs. OAK, Oct. 3, 1976 Gino Cappelletti vs. BUF, Oct. 22, 1961

MOST PAT KICKS MADE

Career –	653	Stephen Gostkowski, 2006-19
	367	Adam Vinatieri, 1996-2005
	342	Gino Cappelletti, 1960-70
	308	John Smith, 1974-83
	163	Tony Franklin, 1984-87
Season –	74	Stephen Gostkowski, 2007
	66	Stephen Gostkowski, 2012
	59	Stephen Gostkowski, 2011
	52	Stephen Gostkowski, 2015
	51	Stephen Gostkowski, 2014 John Smith, 1980
Game –	8	Stephen Gostkowski vs. IND, Nov. 18, 2012 Stephen Gostkowski vs. TEN, Oct. 18, 2009 Stephen Gostkowski at BUF, Nov. 18, 2007 John Smith vs. NYJ, Sept. 9, 1979

MISC. SCORING

SAFETY

Game –	1	Accomplished 34 times, most recent: LB Matt Judon at N.Y. Jets, 9/24/23
	2	Don Blackmon, at Tampa Bay, 10/27/85 and vs. Green Bay, 9/8/85

(NOTE: See fumble section for scoring on fumbles)

MOST TWO-POINT CONVERSIONS

Career –	4	Julian Edelman, 2009-20 Gino Cappelletti, 1960-70 Jakobi Meyers, 2019-22
	1	Accomplished many times, most recent: Jakobi Meyers at Las Vegas, Dec. 18, 2022

PATRIOTS INDIVIDUAL RECORDS

MISC. SCORING (CONT.)

MISSED FG RETURNED FOR TD

91 yds Ron Burton vs. Denver, Nov. 11, 1962

BLOCKED FG RETURNED FOR TD

71 yds Raymond Clayborn at Houston, Oct. 18, 1987
 65 yds Mike Haynes at N.Y. Jets, Oct. 5, 1980
 62 yds Kyle Arrington vs. Miami, Dec. 14, 2014
 58 yds Chandler Jones at Minnesota, Sept. 14, 2014
 45 yds Larry Carwell vs. Cincinnati, Sept. 17, 1972
 44 yds Devin McCourty at L.A. Chargers, Dec. 6, 2020

BLOCKED PUNT RETURNED FOR TD

31 yds Rod McSwain at L.A. Rams, Nov. 16, 1986
 29 yds Kyle Van Noy at Chicago, Oct. 21, 2018
 20 yds Don Webb vs. San Diego, Dec. 17, 1961
 17 yds Mosi Tatupu at New Orleans, Nov. 30, 1986
 11 yds Matthew Slater at Buffalo, Sept. 29, 2019
 10 yds Roland Moss vs. Buffalo, Nov. 14, 1971
 8 yds Rick Sanford vs. Baltimore, Nov. 18, 1979
 6 yds Chase Winovich vs. N.Y. Giants, Oct. 10, 2019
 4 yds Tedy Bruschi vs. Baltimore, Oct. 6, 1996
 3 yds Willie Scott vs. Indianapolis, Nov. 22, 1987
 0 yds JD Garrett at Miami on Dec. 17, 1967
 0 yds Leroy Moore vs. Oakland, Nov. 17, 1961

FIELD GOALS

MOST FIELD GOAL ATTEMPTS

Career – 428 Stephen Gostkowski, 2006-19
 334 Gino Cappelletti, 1960-70
 321 Adam Vinatieri, 1996-2005
 191 John Smith, 1974-83
 125 Tony Franklin, 1984-87
 121 Nick Folk, 2019-22

Season – 41 Stephen Gostkowski, 2013
 Tony Franklin, 1986
 40 Stephen Gostkowski, 2017
 Stephen Gostkowski, 2008
 39 Nick Folk, 2021
 Adam Vinatieri, 1998
 Gino Cappelletti, 1964

Game – 7 Jason Staurovsky, vs. IND, Dec. 3, 1989
 Gino Cappelletti vs. CIN, Nov. 16, 1969
 Gino Cappelletti vs. BUF, Sept. 24, 1967
 Gino Cappelletti vs. SD, Sept. 20, 1964
 6 Nick Folk, vs. TEN, Nov. 28, 2021
 Stephen Gostkowski vs. LAC, Oct. 29, 2017
 Adam Vinatieri vs. JAX, Sept. 22, 1996
 Gino Cappelletti vs. NYJ, Sept. 27, 1964
 Gino Cappelletti at DEN, Oct. 4, 1964
 Gino Cappelletti vs. HOU, Dec. 18, 1965

Most Seasons Leading League –

3 Stephen Gostkowski, 2008, 2013-14
 Gino Cappelletti, 1961, 63-64
 2 Adam Vinatieri, 2004
 Tony Franklin, 1986

FIELD GOALS (CONT.)

MOST FIELD GOALS MADE

Career – 374 Stephen Gostkowski, 2006-19
 263 Adam Vinatieri, 1996-2005
 176 Gino Cappelletti, 1960-70
 128 John Smith, 1974-83
 108 Nick Folk, 2019-22
 93 Tony Franklin, 1984-87

Season – 38 Stephen Gostkowski, 2013
 37 Stephen Gostkowski, 2017
 36 Nick Folk, 2021
 Stephen Gostkowski, 2008
 35 Stephen Gostkowski, 2014
 33 Stephen Gostkowski, 2015

Game – 6 Gino Cappelletti vs. Denver, Oct. 4, 1964
 5 Nick Folk, at N.Y. Jets, Oct. 30, 2022
 Nick Folk, vs. Detroit, Oct. 9, 2022
 Nick Folk, vs. Tennessee, Nov. 28, 2021
 Stephen Gostkowski vs. Kansas City, Oct. 14, 2018
 Stephen Gostkowski vs. Cincinnati, Oct. 5, 2014
 Adam Vinatieri vs. Buffalo, Nov. 14, 2004
 Adam Vinatieri vs. Jacksonville, Sept. 22, 1996
 Jason Staurovsky vs. Indianapolis, Dec. 3, 1989

Game (No Misses) –

6 Gino Cappelletti vs. Denver, Oct. 4, 1964
 5 Nick Folk, at N.Y. Jets, Oct. 30, 2022
 Nick Folk, vs. Detroit, Oct. 9, 2022
 Stephen Gostkowski vs. Kansas City, Oct. 14, 2018
 Stephen Gostkowski vs. Cincinnati, Oct. 5, 2014
 Adam Vinatieri vs. Buffalo, Nov. 14, 2004

Longest Made –

62 Stephen Gostkowski at Oakland, Nov. 19, 2017*
 58 Stephen Gostkowski vs. Carolina, Oct. 1, 2017
 57 Stephen Gostkowski at Dallas, Oct. 11, 2015
 Adam Vinatieri at Chicago, Nov. 10, 2002
 56 Chad Ryland at Denver, Dec. 24, 2023
 55 Adam Vinatieri at St. Louis, Dec. 13, 1998
 Matt Bahr at Miami, Nov. 12, 1995
 54 Stephen Gostkowski at N.Y. Giants Nov. 15, 2015
 Stephen Gostkowski vs. New Orleans, Oct. 13, 2013
 Adam Vinatieri vs. Cleveland, Dec. 12, 2001

Most 50-Yard Field Goals Made –

Career – 25 Stephen Gostkowski (2006-19)
 12 Nick Folk (2019-22)
 8 Adam Vinatieri (1996-05)
 3 Tony Franklin (1984-87)

Season – 5 Nick Folk, 2021
 Stephen Gostkowski, 2013
 4 Nick Folk, 2022
 Stephen Gostkowski, 2017
 Stephen Gostkowski, 2015
 2 10 times. Most Recent:
 Chad Ryland, 2023

Game – 2 Nick Folk at Houston, Oct. 10, 2021 (52.52)
 2 Stephen Gostkowski at Oakland*, Nov. 19, 2017 (62.51)
 Stephen Gostkowski at Houston, Dec. 1, 2013 (63.53)
 Stephen Gostkowski vs. Arizona, Sept. 16, 2012 (51.53)

*Mexico City

PATRIOTS INDIVIDUAL RECORDS

RUSHING

MOST RUSHING ATTEMPTS

Career –	1,385	Sam Cunningham, 1973-79, 1981-82
	1,323	Jim Nance, 1965-71
	1,191	Tony Collins, 1981-87
	958	Curtis Martin, 1995-97
	891	John Stephens, 1988-92

Season –	368	Curtis Martin, 1995
	345	Corey Dillon, 2004
	316	Curtis Martin, 1996
	300	Leonard Russell, 1993

Game –	40	Curtis Martin vs. NYJ, Sept. 14, 1997 (199 yds)
	38	Jim Nance vs. OAK, Oct. 30, 1966 (208 yds)
	37	Jonas Gray at IND, Nov. 16, 2014 (201 yds)
	36	Curtis Martin vs. BUF, Oct. 23, 1995 (127 yds)
	35	Curtis Martin vs. IND, Nov. 24, 1996 (141 yds)
		Curtis Martin at NYJ, Nov. 5 1995 (166 yds)
		Michael LeBlanc vs. BUF Oct. 11, 1987 (146 yds)
		John Stephens vs. CHI, Oct. 30, 1988 (124 yds)

Seasons Leading League –	3	Jim Nance, 1966-67, 69
---------------------------------	---	------------------------

MOST RUSHING YARDS

Career –	5,453	Sam Cunningham, 1973-79, 1981-82
	5,323	Jim Nance, 1965-71
	4,647	Tony Collins, 1981-87
	3,799	Curtis Martin, 1995-97
	3,607	Kevin Faulk, 1999-2011
	3,391	Don Calhoun, 1975-81

Season –	1,635	Corey Dillon, 2004
	1,487	Curtis Martin, 1995
	1,458	Jim Nance, 1966
	1,263	Stevan Ridley, 2012
	1,227	Craig James, 1985
	1,216	Jim Nance, 1967

Game –	212	Tony Collins vs. N.Y. Jets, Sept. 18, 1983 (23 att.)
	208	Jim Nance vs. Oakland, Oct. 30, 1966 (38 att.)
	201	Jonas Gray at Indianapolis, Nov. 16, 2014 (37 att.)
	199	Curtis Martin vs. N.Y. Jets, Sept. 14, 1997 (40 att.)
	196	Robert Edwards at St. Louis, Dec. 13, 1998 (24 att.)
	189	LeGarrette Blount vs. Buffalo, Dec. 29, 2013 (24 att.)
	185	Jim Nance vs. Buffalo, Sept. 24, 1967 (34 att.)

Seasons Leading League –	2	Jim Nance, 1966-67
---------------------------------	---	--------------------

LONGEST RUN FROM SCRIMMAGE

85	Larry Garron vs. Buffalo, Oct. 22, 1961 (TD)
80	Carl Garrett vs. Miami, Nov. 9, 1969 (TD)
77	Robert Weathers vs. Baltimore, Sept. 4, 1983
	Ron Burton at Denver, Oct. 23, 1960

HIGHEST AVERAGE RUSHING GAIN

Career (400 Attempts) –	4.66	Damien Harris, 2019-22 (449-2,094)
	4.54	Rhamondre Stevenson, 2021-23 (499-2,265)
	4.34	Stevan Ridley, 2011-14 (649-2,817)
	4.31	LeGarrette Blount, 2013-16 (677-2,917)
	4.28	Sony Michel, 2018-20 (536-2,292)
	4.22	Corey Dillon, 2004-06 (753-3,180)
		Craig James, 1984-88 (585-2,469)
	4.18	Laurence Maroney, 2006-09 (582-2,430)
	4.17	Kevin Faulk, 1999-2011 (864-3,607)
	4.16	Carl Garrett, 1969-72 (537-2,235)
	4.14	Don Calhoun, 1975-81 (820-3,391)

HIGHEST AVERAGE RUSHING GAIN (CONT.)

Season (100 Attempts) –	5.59	Don Calhoun, 1976 (129-721)
	5.45	Mosi Tatupu, 1983 (106-578)
	5.05	LeGarrette Blount, 2013 (153-772)
	5.04	Damien Harris, 2020 (137-691)
		Carl Garrett, 1969 (137-691)
	4.98	Dion Lewis, 2017 (180-896)

Game (10 Attempts) –

11.60	Larry Garron vs. Buffalo, Oct. 22, 1961 (10-116)
11.36	Sam Cunningham at Buffalo, Oct. 20, 1974 (11-125)
11.14	Laurence Maroney vs. Miami, Dec. 23, 2007 (14-156)
11.10	Damien Harris at Buffalo, Dec. 6, 2021 (10-111)

MOST RUSHING TOUCHDOWNS

Career –	45	Jim Nance, 1965-71
	43	Sam Cunningham, 1973-79, 1981
	37	Corey Dillon, 2004-06
	35	Steve Grogan, 1975-90
	34	LeGarrette Blount, 2013-16
	32	Curtis Martin, 1995-97
		Tony Collins, 1981-87
	29	BenJarvus Green-Ellis, 2008-11

Season –	18	LeGarrette Blount, 2016
	15	Damien Harris, 2021
	14	Curtis Martin, 1996
		Curtis Martin, 1995
	13	BenJarvus Green-Ellis, 2010
		Corey Dillon, 2006
	12	Cam Newton, 2020
		Stevan Ridley, 2012
		Corey Dillon, 2005
		Corey Dillon, 2004
		Antowain Smith, 2001
		Steve Grogan, 1976

PATRIOTS INDIVIDUAL RECORDS

RUSHING (CONT.)

MOST RUSHING TOUCHDOWNS (CONT.)

Game –	4	Jonas Gray at Indianapolis, Nov. 16, 2014
	3	Damien Harris vs. Buffalo, Dec. 26, 2021
		Sony Michel at New York Jets, Oct. 21, 2019
		Mike Gillislee vs. Kansas City, Sept. 7, 2017
		LeGarrette Blount vs. Seattle, Nov. 13, 2016
		LeGarrette Blount vs. Jacksonville, Sept. 27, 2015
		Corey Dillon vs. Detroit, Dec. 3, 2006
		Curtis Martin, vs. Miami, Nov. 3, 1996
		Mosi Tatupu at L.A. Rams, Dec. 11, 1983
		Tony Collins vs. N.Y. Jets, Sept. 18, 1983
		Sam Cunningham at Buffalo, Oct. 20, 1974

Seasons Leading League –

1	LeGarrette Blount, 2016
	Jim Nance, 1966

MOST 100-YARD RUSHING GAMES

17	Jim Nance (1965-71)
14	Curtis Martin (1995-97)
11	Corey Dillon (2004-06)
	Sam Cunningham (1973-79, 81-82)
8	Damien Harris (2019-21)

MOST 1,000-YARD SEASONS

3	Curtis Martin (1995-97)
2	Jim Nance (1965-71)



PATRIOTS INDIVIDUAL RECORDS

PASSING

MOST PASSING YARDS

Career –	74,571	Tom Brady, 2000-19	
	29,657	Drew Bledsoe, 1993-2001	
	26,886	Steve Grogan, 1975-90	
	16,747	Babe Parilli, 1961-67	
	10,732	Tony Eason, 1983-89	
Season –	5,235	Tom Brady, 2011	
	4,827	Tom Brady, 2012	
	4,806	Tom Brady, 2007	
	4,770	Tom Brady, 2015	
	4,577	Tom Brady, 2017	
	4,555	Drew Bledsoe, 1994	
Game –	517	Tom Brady at Miami, Sept. 12, 2011	
	466	Tom Brady at Buffalo, Sept. 20, 2015	
	447	Tom Brady at New Orleans, Sept. 17, 2017	
	443	Tom Brady vs. San Francisco, Dec. 16, 2012	
	432	Tom Brady vs. Pittsburgh, Nov. 3, 2013	
	426	Drew Bledsoe vs. Minnesota, Nov. 13, 1994	
	423	Tom Brady vs. San Diego, Sept. 18, 2011	
	Seasons Leading League –		
	3	Tom Brady, 2005, 2007, 2017	
1	Drew Bledsoe, 1994 Babe Parilli, 1964		

HIGHEST COMPLETION PERCENTAGE

Career –	66.1	Mac Jones, 2021-23	
	65.8	Cam Newton, 2020	
	63.8	Tom Brady, 2000-19	
	63.2	Bailey Zappe, 2022-23	
	58.4	Tony Eason, 1983-89	
	56.3	Drew Bledsoe, 1993-2001	
	52.3	Steve Grogan, 1975-90	
	Season (100 Attempts) –		
	.689	Tom Brady, 2007 (578-398)	
.676	Mac Jones, 2021 (521-352)		
.674	Tom Brady, 2016 (432-291)		
.663	Tom Brady, 2017 (581-385)		
.659	Tom Brady, 2010 (492-324)		
.658	Cam Newton, 2020 (368-242) Tom Brady, 2018 (570-375)		

Game (20 Attempts) –

.885	Tom Brady vs. Jacksonville, Dec. 27, 2009 (26-23)
.857	Tom Brady vs. Chicago, Oct. 26, 2014 (35-30)
.853	Tom Brady vs. Tennessee, Oct. 18, 2009 (34-29)
.852	Mac Jones vs. N.Y. Jets, Nov. 20, 2022 (27-23)
.846	Mac Jones at Atlanta, Nov. 18, 2021 (26-22)
.846	Tom Brady at Buffalo, Nov. 3, 2002 (26-22)
.840	Tom Brady at Miami, Nov. 21, 2007 (25-21)
.833	Mac Jones vs. Buffalo, Oct. 22, 2023 (25-30)
.829	Tom Brady vs. Cincinnati, Oct. 16, 2016 (35-29)
.826	Mac Jones vs. Cleveland, Nov. 14, 2021 (23-19)
.815	Tom Brady at Atlanta, Oct. 9, 2005 (27-22)

Seasons Leading League –

1	Tom Brady, 2007 Babe Parilli, 1961
---	---------------------------------------

MOST COMPLETIONS

Career –	6,377	Tom Brady, 2000-19
	2,544	Drew Bledsoe, 1993-2001
	1,879	Steve Grogan, 1975-90
Season –	402	Tom Brady, 2015
	401	Tom Brady, 2012
		Tom Brady, 2011
	400	Drew Bledsoe, 1994
	398	Tom Brady, 2007
	385	Tom Brady, 2017
Game –	45	Drew Bledsoe vs. Minnesota, Nov. 13, 1994**
	39	Tom Brady vs. Buffalo, Sept. 14, 2009
		Tom Brady vs. Kansas City, Sept. 22, 2002
		Drew Bledsoe at Pittsburgh, Dec. 16, 1995
	38	Tom Brady at Buffalo, Sept. 20, 2015
		Tom Brady vs. Detroit, Nov. 23, 2014

MOST PASS ATTEMPTS

Career –	9,988	Tom Brady, 2000-19
	4,518	Drew Bledsoe, 1993-2001
	3,593	Steve Grogan, 1975-90
Season –	691	Drew Bledsoe, 1994
	637	Tom Brady, 2012
	636	Drew Bledsoe, 1995
	628	Tom Brady, 2013
Game –	70	Drew Bledsoe vs. Minnesota, Nov. 13, 1994*
	65	Tom Brady vs. San Francisco, Dec. 16, 2012
	60	Drew Bledsoe at Pittsburgh, Dec. 16, 1995
	59	Tom Brady at Buffalo, Sept. 20, 2015
		Steve Grogan vs. New Orleans, Nov. 12, 1989

LONGEST PASS COMPLETION

99t	Tom Brady at MIA, Sept. 12, 2011 (to Wes Welker)**
91t	Tom Brady at IND, Oct. 21, 2001 (to David Patten)
90t	Tony Eason at CHI, Sept. 15, 1985 (to Craig James)
88t	Jim Plunkett vs. BAL, Dec. 19, 1971 (to Randy Vataha)
87t	Tom Sherman vs. NYJ, Oct. 27, 1968 (to Jim Whalen)
86t	Drew Bledsoe at PIT, Dec. 6, 1998 (to Terry Glenn)
84t	Drew Bledsoe vs. MIA, Nov. 3, 1996 (to Ben Coates)

FEWEST INTERCEPTIONS THROWN

Career (500 Attempts) –

13	Matt Cassel, 2005-08
24	Butch Songin, 1960-61
28	Hugh Millen, 1991-92
36	Mac Jones, 2021-23
44	Mike Taliaferro, 1968-70
48	Tony Eason, 1983-89

FEWEST INTERCEPTIONS THROWN

Season (100 Attempts) –

2	Tom Brady, 2016 (432 att.) Steve Grogan, 1986 (102 att.)
4	Tom Brady, 2010 (492 att.) Scott Zolak, 1992 (100 att.) Tony Eason, 1989 (105 att.) Steve Grogan, 1982 (122 att.)

*NFL Record

**Tied NFL Record

PATRIOTS INDIVIDUAL RECORDS

PASSING (CONT.)

LOWEST INTERCEPTION PERCENTAGE

Season (100 Attempts) –

0.5	Tom Brady, 2016 (2-432)
0.8	Tom Brady, 2010 (4-492)
1.1	Tom Brady, 2015 (7-624)
1.3	Tom Brady, 2019 (8-613) Tom Brady, 2012 (8-637)
1.4	Tom Brady, 2017 (8-581) Tom Brady, 2007 (8-578)

MOST INTERCEPTIONS THROWN

Career (500 Attempts) –

208	Steve Grogan, 1975-90
178	Tom Brady, 2000-19
138	Babe Parilli, 1961-67 Drew Bledsoe, 1993-2001
87	Jim Plunkett, 1971-75

Season –

27	Drew Bledsoe, 1994 Babe Parilli, 1964
26	Babe Parilli, 1965
25	Jim Plunkett, 1972
24	Babe Parilli, 1967 Babe Parilli, 1963

Game (25 Attempts) –

6	Steve Grogan vs. San Francisco, Nov. 30, 1980 Babe Parilli vs. Denver, Sept. 3, 1967
5	Nine times. Most Recent: Drew Bledsoe at Miami, Nov. 21, 1999

MOST TOUCHDOWN PASSES

Career –

541	Tom Brady, 2000-19
182	Steve Grogan, 1975-90
166	Drew Bledsoe, 1993-2001
132	Vito (Babe) Parilli, 1961-67
62	Jim Plunkett, 1971-75

Season –

50	Tom Brady, 2007
39	Tom Brady, 2011
36	Tom Brady, 2015 Tom Brady, 2010
34	Tom Brady, 2012
33	Tom Brady, 2014
32	Tom Brady, 2017
31	Babe Parilli, 1964

MOST RECEPTIONS

Career –

672	Wes Welker, 2007-12
620	Julian Edelman, 2009-20
557	Troy Brown, 1993-2007
534	Stanley Morgan, 1977-89
521	Rob Gronkowski, 2010-18

Season –

123	Wes Welker, 2009
122	Wes Welker, 2011
118	Wes Welker, 2012
112	Wes Welker, 2007
111	Wes Welker, 2008
105	Julian Edelman, 2013
101	Troy Brown, 2001
100	Julian Edelman, 2019

MOST TOUCHDOWN PASSES (CONT.)

Game –

6	Tom Brady vs. Tennessee, Oct. 18, 2009 Tom Brady at Miami, Oct. 21, 2007
5	Tom Brady vs. Houston, Sept. 24, 2017 Tom Brady vs. Chicago, Oct. 26, 2014 Tom Brady at Buffalo, Nov. 18, 2007 Tom Brady at Dallas, Oct. 14, 2007 Steve Grogan vs. N.Y. Jets, Sept. 9, 1979 Babe Parilli at Buffalo, Nov. 15, 1964 Babe Parilli vs. Miami, Oct. 15, 1967

Quarter –

5	Tom Brady vs. Tennessee, Oct. 18, 2009 (2nd Qtr)*
3	Tom Brady at Miami, Dec. 9, 2018 (2nd Qtr) Tom Brady at New Orleans, Sept. 17, 2017 (1st Qtr) Tom Brady vs. Chicago, Oct. 26, 2014 (2nd Qtr) Tom Brady at N.Y. Jets, Nov. 22, 2012 (2nd Qtr) Tom Brady at Buffalo, Nov. 18, 2007 (2nd Qtr) Tom Brady at Miami, Oct. 21, 2007 (2nd Qtr)

Most Seasons Leading League –

4	Tom Brady, 2002, 2007, 2010, 2015
1	Steve Grogan, 1979 (tied Brian Sipe of CLE.-28) Babe Parilli, 1964

MOST 300-YARD PASSING GAMES

92	Tom Brady (2000-19)
26	Drew Bledsoe (1993-2001)
12	Steve Grogan (1975-90)

MOST 3,000-YARD PASSING SEASONS

17	Tom Brady (2000-19)
7	Drew Bledsoe (1993-2001)

MOST 4,000-YARD PASSING SEASONS

11	Tom Brady (2000-19)
2	Drew Bledsoe (1993-2001)

*NFL Record

RECEIVING

MOST RECEPTIONS (CONT.)

Game –

16	Wes Welker at Buffalo, Sept. 25, 2011 (217 yds) Troy Brown, vs. Kansas City (OT), Sept. 22, 2002 (176)
15	Wes Welker vs. N.Y. Jets, Nov. 22, 2009 (192)
13	Julian Edelman at Miami, Dec. 15, 2013 (139) Julian Edelman vs. N.Y. Jets, Sept. 12, 2013 (78) Wes Welker vs. Denver, Oct. 7, 2012 (104) Wes Welker vs. Jacksonville, Dec. 27, 2009 (138) Wes Welker vs. Philadelphia, Nov. 25, 2007 (149) Deion Branch, at San Diego, Sept. 29, 2002 (128) Terry Glenn at Cleveland, Oct. 3, 1999 (214)

PATRIOTS INDIVIDUAL RECORDS

RECEIVING (CONT.)

MOST RECEPTIONS (CONT.)

Most Seasons Leading League –

3 Wes Welker (2007, 09, 11)

MOST RECEIVING YARDS

Career – 10,352 Stanley Morgan, 1977-89
7,861 Rob Gronkowski 2010-18
7,459 Wes Welker, 2007-12
6,822 Julian Edelman, 2009-20
6,366 Troy Brown, 1993-2007
5,726 Irving Fryar, 1984-92

Season – 1,569 Wes Welker, 2011
1,493 Randy Moss, 2007
1,491 Stanley Morgan, 1986
1,354 Wes Welker, 2012
1,348 Wes Welker, 2009
1,327 Rob Gronkowski, 2011

Game –

217 Wes Welker at Buffalo, Sept. 25, 2011 (16 rec)
214 Terry Glenn at Cleveland, Oct. 3, 1999 (13)
193 Terry Glenn at Pittsburgh, Dec. 6, 1998 (9)
192 Wes Welker vs. N.Y. Jets, Nov. 22, 2009 (15)
190 Brandon Lloyd vs. San Francisco, Dec. 16, 2012 (10)
183 Randy Moss at N.Y. Jets, Sept. 9, 2007 (9)

Longest Reception –

99t Wes Welker at Miami, Sept. 12, 2011**
91t David Patten at Indianapolis, Oct. 21, 2001
90t Craig James at Chicago, Sept. 15, 1985
88t Randy Vataha vs. Baltimore, Dec. 19, 1971
87t Jim Whalen vs. N.Y. Jets, Oct. 27, 1968
86t Terry Glenn at Pittsburgh, Dec. 6, 1998

HIGHEST AVERAGE GAIN PER RECEPTION

Career (150 Minimum) –

20.3 Harold Jackson, 1978-81 (156-3,162)
19.4 Stanley Morgan, 1977-89 (534-10,352)
17.7 Jim Colclough, 1960-68 (283-5,001)
17.3 Shawn Jefferson, 1996-99 (178-3,087)
17.2 Randy Vataha, 1971-76 (178-3,055)
16.3 Jim Whalen, 1965-69 (153-2,487)

Season (35 Minimum) –

23.4 Stanley Morgan, 1981 (44-1,029)
22.8 Stanley Morgan, 1979 (44-1,002)
22.5 Harold Jackson, 1979 (45-1,013)
22.0 Stanley Morgan, 1980 (45-991)
21.7 Jim Colclough, 1962 (40-868)

Game (4 Minimum) –

36.4 Stanley Morgan vs. Miami, Nov. 8, 1981 (5-182)
35.5 Stanley Morgan vs. San Francisco, Nov. 30, 1980 (4-142)
Jim Colclough vs. N.Y. Jets, Oct. 6, 1962 (4-142)
35.0 Aaron Marsh vs. N.Y. Jets, Sept. 22, 1968 (4-140)
34.0 Stanley Morgan at Balt., Nov. 26, 1978 (5-170)

MOST TOUCHDOWN RECEPTIONS

Career – 79 Rob Gronkowski, 2010-18
67 Stanley Morgan, 1977-89
50 Randy Moss, 2007-10
Ben Coates, 1991-99
42 Gino Cappelletti, 1960-68
39 Jim Colclough, 1960-68

Season – 23 Randy Moss, 2007*
17 Rob Gronkowski, 2011
13 Randy Moss, 2009
12 Rob Gronkowski, 2014
Stanley Morgan, 1979
11 Rob Gronkowski, 2015
Rob Gronkowski, 2012
Randy Moss, 2008

Game –

4 Randy Moss at Buffalo, Nov. 18, 2007
3 Fourteen Times. Most Recent:
Martellus Bennett at Cleveland, Oct. 9, 2016

Quarter –

3 Randy Moss at Buffalo, Nov. 18, 2007 (2nd Q)**
2 17 times. Most Recent:
Hunter Henry at Pitt, Dec. 7, 2023 (2nd Q)

Most Seasons Leading League –

2 Randy Moss (2007, 09)
1 Rob Gronkowski (2011)
Stanley Morgan (1979)

MOST 100-YARD RECEIVING GAMES

38 Stanley Morgan (1977-89)
28 Rob Gronkowski (2010-18)
Wes Welker (2007-12)
18 Randy Moss (2007-10)
15 Julian Edelman (2009-20)

MOST 1,000-YARD RECEIVING SEASONS

5 Wes Welker (2007-09, 11-12)
4 Rob Gronkowski (2011, 14-15, 17)
3 Julian Edelman (2013, 16, 19)
Randy Moss (2007-09)
Stanley Morgan (1979, 81, 86)
2 Terry Glenn (1996, 99)

*NFL Record

** Tied NFL Record

PATRIOTS INDIVIDUAL RECORDS

INTERCEPTIONS

MOST INTERCEPTIONS

Career –	36	Ty Law, 1995-2004 Raymond Clayborn, 1977-89
	35	Devin McCourty, 2010-22
	29	Ron Hall, 1961-67 Roland James, 1980-90 Fred Marion, 1982-91
	28	Mike Haynes, 1976-82
	Season –	11
10		Asante Samuel, 2006
9		J.C. Jackson, 2020 Ty Law, 1998
8		J.C. Jackson, 2021 Ronnie Lippett, 1986 Mike Haynes, 1976
Game –		3

MOST INTERCEPTION RETURN YARDAGE

Career –	583	Ty Law, 1995-2004
	581	Devin McCourty, 2010-22
	555	Raymond Clayborn, 1977-89
	476	Ron Hall, 1961-67
	457	Fred Marion, 1982-91
Season –	277	Bob Suci, 1963
	189	Fred Marion, 1985
	182	Prentice McCray, 1976
	181	Otis Smith, 2001
	159	Ron Hall, 1966
Game –	118	Prentice McCray at N.Y. Jets, Nov. 21, 1976 (2)
	115	Fred Marion at Seattle, Nov. 17, 1985 (2)
	110	Bob Suci vs. Houston, Nov. 1, 1963 (2)
	100	Jimmy Hitchcock, vs. Miami, Nov. 23, 1997 (1)
	99	Rick Sanford at Chicago, Dec. 5, 1982 (1)

MOST INT. RETURN YARDAGE

Longest Return –	
100	Jimmy Hitchcock, vs. Miami, Nov. 23, 1997 (TD)
99	Rick Sanford at Chicago, Dec. 5, 1982 (TD)
98	Bob Suci vs. Houston, Nov. 1, 1963 (TD)
91	Darius Butler at Houston, Jan. 3, 2010 (TD)
90	Victor Green at N.Y. Jets, Sept. 15, 2002 (TD)

TOUCHDOWNS

Career –	6	Ty Law, 1995-2004
	4	Tedy Bruschi, 1996-2008
	3	Asante Samuel, 2003-07

Season –	2	Kyle Dugger, 2022 Stephon Gilmore, 2019 Tedy Bruschi, 2003 Tedy Bruschi, 2002 Ty Law, 2001 Otis Smith, 2001 Ronnie Lippett, 1987 Prentice McCray, 1976 Bob Suci, 1963 Don Webb, 1961
	2	Prentice McCray at N.Y. Jets, Nov. 21, 1976

DEFENSIVE TOUCHDOWNS

TOUCHDOWNS

Career –	6	Ty Law, 1995-2004	
	4	Tedy Bruschi, 1996-2008	
	4	Willie McGinest, 1994-2005	
	3	Kyle Dugger, 2020-22	
	3	Kyle Van Noy, 2016-19, 2021	
	3	Asante Samuel, 2003-07	
	Season –	3	Kyle Dugger, 2022
		2	Stephon Gilmore, 2019 Gary Guyton, 2010 Tedy Bruschi, 2003 Tedy Bruschi, 2002 Ty Law, 2001 Otis Smith, 2001 Willie McGinest, 1996 Ricky Reynolds, 1994 Vincent Brown, 1992 Ronnie Lippett, 1987 Prentice McCray, 1976 Bob Suci, 1963 Don Webb, 1961

PATRIOTS INDIVIDUAL RECORDS

PUNTING

MOST PUNTS

Career –	468	Rich Camarillo, 1981-87
	409	Ryan Allen, 2013-18
	377	Tom Yewcic, 1961-66
	243	Tom Janik, 1969-71
	222	Jake Bailey, 2019-22
		Mike Patrick, 1975-78
	215	Tom Tupa, 1996-98

Season –	103	Shawn McCarthy, 1992
	98	Bryce Baringer, 2023
	92	Rich Camarillo, 1985
	91	Jeff Feagles, 1988
	90	Lee Johnson, 1999
	89	Lee Johnson, 2000
		Rich Camarillo, 1986
	88	Brian Hansen, 1990

Game –

11	Ryan Allen, vs. N.Y. Jets, Sept. 12, 2013
	Shawn McCarthy, vs. New Orleans, Nov. 8, 1992
	Rich Camarillo at Chicago, Sept. 15, 1985
	Rich Camarillo at Dallas, Nov. 22, 1984
	Jim Fraser vs. N.Y. Jets, Oct. 2, 1966
10	10 Times. Most Recent: Ryan Allen at Denver, Nov. 29, 2015

MOST PUNTING YARDS

Career –	19,922	Rich Camarillo, 1981-87
	18,526	Ryan Allen, 2013-18
	14,553	Tom Yewcic, 1961-66
	9,602	Tom Tupa, 1996-98
	9,516	Tom Janik, 1969-71

Season –	4,598	Bryce Baringer, 2023
	4,227	Shawn McCarthy, 1992
	3,953	Rich Camarillo, 1985
	3,798	Lee Johnson, 2000
	3,752	Brian Hansen, 1990
	3,746	Rich Camarillo, 1986

Game –

514	Ryan Allen, vs. N.Y. Jets, Sept. 12, 2013 (11)
	Rich Camarillo at Chicago, Sept. 15, 1985 (11)
479	Rich Camarillo at Dallas, Nov. 22, 1984 (11)
450	Ryan Allen at Denver, Nov. 29, 2015 (10)
436	Bob Scarpitto vs. Oakland, Oct. 6, 1968 (10)
435	Jake Bailey at Buffalo, Sept. 29, 2019 (9)

MOST PUNTING YARDS (CONT.)

Longest Punt –

93	Shawn McCarthy at Buffalo, Nov. 3, 1991
89	Luke Prestridge vs. Miami, Oct. 21, 1984
87	Bob Scarpitto at Denver, Sept. 29, 1968
82	Luke Prestridge vs. N.Y. Jets, Oct. 28, 1984
79	Bryce Baringer vs. Indianapolis, Nov. 12, 2023
76	Lee Johnson, at Cincinnati, Sept. 9, 2001
	Rich Camarillo vs. N.Y. Jets, Sept. 19, 1982

HIGHEST AVERAGE YARDS PER PUNT

Career (100 Punts Minimum) –

45.9	Jake Bailey, 2019-22 (222)
45.3	Ryan Allen, 2013-18 (409)
44.7	Tom Tupa, 1996-98 (215)
44.2	Zoltan Mesko, 2010-12 (175)
43.6	Josh Miller, 2004-06 (175)
42.9	Rich Camarillo, 1981-87 (468)

Season (Qualifiers) –

48.7	Jake Bailey, 2020
47.3	Jake Bailey, 2021
46.9	Bryce Baringer, 2023
46.5	Zoltan Mesko, 2011
46.4	Ryan Allen, 2014
	Tom Tupa, 1997
46.0	Ryan Allen, 2015
45.9	Ryan Allen, 2013

HIGHEST AVERAGE YARDS PER PUNT

Game (4 Punts Minimum) –

62.5	Bryce Baringer vs. Indianapolis, Nov. 12, 2023 (4)
56.6	Jake Bailey vs. New Orleans, Sept. 26, 2021 (5)
55.6	Tom Tupa at Indianapolis, Sept. 7, 1997 (5)
55.5	Ryan Allen at Jacksonville, Sept. 16, 2018 (4)
54.3	Bryce Baringer vs. Washington, Nov. 5, 2023 (6)
54.3	Pat O'Neill at Detroit, Sept. 25, 1994 (4)
53.0	Bryce Baringer at Miami, Oct. 29, 2023 (5)
52.6	Ryan Allen at N.Y. Jets, Dec. 21, 2014 (5)
52.5	Ryan Allen vs. New Orleans, Oct. 13, 2013 (4)
52.3	Zoltan Mesko vs. Miami, Dec. 24, 2011 (6)
51.9	Tom Tupa, at Denver, Oct. 6, 1997 (7)
51.8	Ryan Allen vs. Buffalo, Oct. 2, 2016 (6)

HIGHEST NET AVERAGE YARDS PER PUNT

Season (50 Punts Minimum) –

45.6	Jake Bailey, 2020 (55-2,507)
41.5	Zoltan Mesko, 2011 (57-2,648)
41.4	Ryan Allen, 2016 (72-3,217)
41.3	Jake Bailey, 2019 (81-3,638)

INSIDE THE 20-YARD LINE

Season –

38	Bryce Baringer, 2023
36	Jake Bailey, 2019
31	Jake Bailey, 2020
31	Ryan Allen, 2015
31	Lee Johnson, 2000

INSIDE THE 20-YARD LINE

Game –

6	Jake Bailey at Philadelphia, Nov. 17, 2019
6	Ryan Allen vs. Houston, Sept. 22, 2016
6	Lee Johnson vs. Buffalo, Nov. 5, 2000

PATRIOTS INDIVIDUAL RECORDS

PUNT RETURNS

MOST PUNT RETURNS

Career –	252	Troy Brown, 1993-2007
	206	Irving Fryar, 1984-92
	177	Julian Edelman, 2009-20
	142	David Meggett, 1995-97
	114	Wes Welker, 2007-12
111	Mike Haynes, 1976-82	
Season –	52	David Meggett, 1996
	45	David Meggett, 1997
		David Meggett, 1995
		Mike Haynes, 1976
39	Troy Brown, 2000	
Game –	10	Ronnie Harris at Pittsburgh, Dec. 5, 1993
	8	Gunner Olszewski vs. N.Y. Jets, Sept. 22, 2019
	7	Kevin Faulk at Green Bay, Nov. 19, 2006
		David Meggett vs. N.Y. Jets, Dec. 10, 1995
		Ray Crittenden vs. Green Bay, Oct. 2, 1994
	Irving Fryar at Dallas, Nov. 22, 1984	

Most Seasons Leading League –

1	Ron Burton, 1962
	Fred Bruney, 1961

MOST PUNT RETURN YARDS

Career –	2,625	Troy Brown, 1993-2007
	2,055	Irving Fryar, 1984-91
	1,986	Julian Edelman, 2009-20
	1,438	David Meggett, 1995-97
	1,185	Wes Welker, 2007-12
1,159	Mike Haynes, 1976-81	
Season –	608	Mike Haynes, 1976
	588	David Meggett, 1996
	520	Irving Fryar, 1985
	517	Mack Herron, 1974
504	Troy Brown, 2000	
Game –	156	Mike Haynes vs. Buffalo, Nov. 7, 1976
	145	Gunner Olszewski at L.A. Chargers, Dec. 6, 2020
	133	Irving Fryar at Buffalo, Sept. 22, 1985
		Stanley Morgan vs. Buffalo, Nov. 20, 1977
	126	Billy Johnson vs. Houston, Nov. 5, 1967
	125	Troy Brown vs. Cleveland, Dec. 9, 2001

MOST KICKOFF RETURNS

Career –	180	Kevin Faulk, 1999-2011
	107	Stephen Starring, 1983-87
	105	Ellis Hobbs, 2005-08
		David Meggett, 1995-97
	102	Bethel Johnson, 2003-05
Season –	48	Stephen Starring, 1985
	45	Ellis Hobbs, 2008
		Derrick Cullors, 1998
	42	Ricky Smith, 1983
	41	Brandon Tate, 2010
		Bethel Johnson, 2004
	Mack Herron, 1973	

LONGEST PUNT RETURN

94	Julian Edelman vs. Miami, Jan. 2, 2011 (TD)
89	Mike Haynes vs. Buffalo, Nov. 7, 1976 (TD)
85	Troy Brown, vs. Cleveland, Dec. 9, 2001 (TD)
	Irving Fryar at Buffalo, Sept. 22, 1985 (TD)
84	Marcus Jones vs. N.Y. Jets, Nov. 20, 2022 (TD)
	Julian Edelman vs. Denver, Nov. 2, 2014 (TD)
82	Danny Amendola at N.Y. Giants Nov. 15, 2015

HIGHEST PUNT RETURN AVERAGE

Career (20 Returns Minimum) –	
12.6	Gunner Olszewski, 2019-21 (66-834)
12.0	Marcus Jones, 2022-23 (32-383)
12.0	Mack Herron, 1973-75 (74-888)
11.3	Carl Garrett, 1969-72 (43-487)
11.2	Julian Edelman, 2009-20 (177-1986)
10.4	Wes Welker, 2007-2012 (114-1185)
	Troy Brown, 1993-2007 (252-2625)
	Stanley Morgan, 1977-89 (92-960)
	Mike Haynes, 1976-82 (111-1159)

Season (15 Returns) –

17.3	Gunner Olszewski, 2020
15.5	Julian Edelman, 2012
15.3	Julian Edelman, 2010
14.8	Mack Herron, 1974
14.2	Troy Brown, 2001
14.1	Irving Fryar, 1985

Game (3 Returns) –

48.3	Gunner Olszewski at L.A. Chargers, Dec. 6, 2020 (3)
39.0	Mike Haynes vs. Buffalo, Nov. 7, 1976 (4)
35.7	Ricky Smith vs. Baltimore, Sept. 4, 1981 (3)

MOST PUNT RETURN TOUCHDOWNS

Career –	4	Julian Edelman, 2009-20
	3	Troy Brown, 1993-2007
		Irving Fryar, 1984-91
2	Mike Haynes, 1976-81	
Season –	2	Troy Brown, 2001
		Irving Fryar, 1985
		Mike Haynes, 1976
Game –	1	17 Times. Most Recent: Marcus Jones vs. N.Y. Jets, Nov. 20, 2022 (84 yds)

KICKOFF RETURNS

MOST KICKOFF RETURNS (CONT.)

Game –	8	Willie Porter vs. NY Jets, Sept. 22, 1968
	7	Bethel Johnson vs. Indianapolis, Nov. 7, 2005
		Kevin Faulk vs. N.Y. Jets, Dec. 22, 2002
		Deion Branch at Chicago, Nov. 10, 2002
		Deion Branch vs. Kansas City, Sept. 22, 2002
	Walter Stanley at Atlanta, Nov. 29, 1992	
	Tony Collins vs. Dallas, Sept. 21, 1981	

Most Seasons Leading League –

1	Jon Vaughn, 28.2 (20-564), 1992
	Horace Ivory, 27.6 (36-992), 1980
	Raymond Clayborn, 31.0 (28-869), 1977

PATRIOTS INDIVIDUAL RECORDS

KICKOFF RETURNS

MOST KICKOFF RETURN YARDS

Career —	4,088 Kevin Faulk, 1999-2011
	2,913 Ellis Hobbs, 2005-08
	2,561 David Meggett, 1995-97
	2,557 Bethel Johnson, 2003-05
	2,299 Larry Garron, 1960-68

Season —	1,281 Ellis Hobbs, 2008
	1,092 Mack Herron, 1973
	1,085 Derrick Collors, 1998
	1,057 Brandon Tate, 2010
	1,016 Bethel Johnson, 2004

Game —	
237	Ellis Hobbs vs. Miami, Sept. 21, 2008
220	Kevin Faulk vs. N.Y. Jets, Dec. 22, 2002
206	Allen Carter at Baltimore, Dec. 21, 1975
201	Deion Branch vs. Kansas City, Sept. 22, 2002

LONGEST KICKOFF RETURN

108	Ellis Hobbs at N.Y. Jets, Sept. 9, 2007 (TD)
104	Devin McCourty vs. N.Y. Jets, Oct. 21, 2012 (TD)
103	Dion Lewis at Denver, Nov. 12, 2017 (TD)
	Brandon Tate at Miami, Oct. 4, 2010 (TD)
101	Raymond Clayborn at Baltimore, Dec. 18, 1977 (TD)
100	Jon Vaughn at Cincinnati, Dec. 20, 1992 (TD)
	Raymond Clayborn at N.Y. Jets, Oct. 2, 1977 (TD)
99	Jon Vaughn at Phoenix, Sept. 29, 1991 (TD)
	Allen Carter at Baltimore, Dec. 21, 1975 (TD)

HIGHEST KICKOFF RETURN AVERAGE

Career (Minimum 30 Returns) —	
27.7	Ellis Hobbs, 2005-08 (105-2,913)
27.2	Allen Carter, 1975-76 (33-898)
27.0	Raymond Clayborn, 1977-89 (57-1,538)
26.5	Horace Ivory, 1977-81 (45-1,191)

Season (12 Returns) —

31.0	Raymond Clayborn, 1977
29.1	LeGarrette Blount, 2013
28.8	Cordarrelle Patterson, 2018
28.6	Larry Garron, 1962
28.5	Ellis Hobbs, 2008
28.4	Jess Phillips, 1976

MOST FUMBLES

Career —	121 Tom Brady, 2000-19
	81 Steve Grogan, 1975-90
	68 Drew Bledsoe, 1993-2001
	49 Sam Cunningham, 1973-79, 1981-82
	42 Tony Collins, 1981-87

Season —	13 Tom Brady, 2003
	12 Tom Brady, 2001, 2006
	Steve Grogan, 1979
	Sam Cunningham, 1975
	Mack Herron, 1974

HIGHEST KICKOFF RETURN AVERAGE (CONT.)

Game (3 Returns) —	
52.0	Ellis Hobbs at N.Y. Jets, Sept. 9, 2007 (3)
51.0	Brandon Tate at Miami, Oct. 4, 2010 (3)
49.3	Ron Burton vs. Dallas Texans, Nov. 3, 1961 (3)
47.0	Horace Ivory at Baltimore, Oct. 19, 1980 (3)

MOST KICKOFF RETURN TOUCHDOWNS

Career —	3 Raymond Clayborn, 1977-89
	Ellis Hobbs, 2005-08
2	Kevin Faulk, 1999-2011
	Brandon Tate, 2009-2010
	Bethel Johnson, 2003-05
	Jon Vaughn, 1991-92
	Larry Garron, 1960-68

Season —	3 Raymond Clayborn, 1977
	2 Brandon Tate, 2010
	Kevin Faulk, 2002

Game —	1 28 times. Most Recent:
	Jalen Reagor at Buffalo, Dec. 31, 2023

MOST COMBINED RETURN YARDS

Game —	
237	Ellis Hobbs vs. Miami, Sept. 21, 2008 (237 kickoff return yards)
220	Kevin Faulk vs. N.Y. Jets, Dec. 22, 2002 (220 kickoff return yards)
210	Kevin Faulk vs. Denver, Oct. 24, 1999 (140 kickoff return yards and 70 punt return yards)
206	Allen Carter at Baltimore, Dec. 21, 1975 (206 kickoff return yards)
201	Deion Branch vs. Kansas City, Sept. 22, 2002 (201 kickoff return yards)

FUMBLES

Game —	5 Tom Yewic, at Oakland, Dec 12, 1962
4	Babe Parilli vs. Denver, Nov. 6, 1966
	Steve Grogan at N.Y. Jets, Dec. 9, 1979
	Scott Zolak at Atlanta, Oct. 1, 1995
3	15 times. Most recent:
	Tom Brady vs. Houston, Sept. 24, 2017

MOST OWN FUMBLE RECOVERIES

Career —	39 Tom Brady, 2000-19
	37 Steve Grogan, 1975-90
	27 Drew Bledsoe, 1993-2001
	13 Babe Parilli, 1961-67

PATRIOTS INDIVIDUAL RECORDS

FUMBLES (CONT.)

MOST OWN FUMBLE RECOVERIES (CONT.)

Season —	6	Drew Bledsoe, 1999 Steve Grogan, 1987 Babe Parilli, 1963 Ricky Smith, 1983	
	5	Ron Burton, 1962 Tom Brady, 2019 Tom Brady, 2013 Julian Edelman, 2013 Tom Brady, 2002 Drew Bledsoe, 1993	
	Game —	2	Many times. Most Recent: Tom Brady vs. Miami, Dec. 29, 2019

MOST FORCED FUMBLES (SINCE 1992)

Career —	17	Tedy Bruschi, 1996-2008	
	16	Willie McGinest, 1994-2005 Chris Slade, 1993-2000 14 Mike Vrabel, 2001-08	
Season —	5	Jamie Collins, 2015 Rob Ninkovich, 2012 Brandon Spikes, 2012 Mike Vrabel, 2007	
	Game —	3	Mike Vrabel vs. Washington, Oct. 28, 2007
		2	12 times. Most recent: Ja'Whaun Bentley vs. Tennessee, Nov. 28, 2021

MOST OPPONENT FUMBLE RECOVERIES

Career —	19	Andre Tippett, 1982-88, 90-93
	16	Steve Nelson, 1974-87
	15	Willie McGinest, 1994-2005 Jim Hunt, 1960-70
	14	Rob Ninkovich, 2009-16 Raymond Hamilton, 1973-80
Season —	5	Bob Dee, 1961
	4	12 times. Most Recent: Rob Ninkovich, 2012 Vince Wilfork, 2012

MOST SACKS

Career —	100.0	Andre Tippett, 1982-88,90-93
	79.5	Julius Adams, 1971-77, 79-85, 87
	78.0	Willie McGinest, 1994-2005
	70.0	Tony McGee, 1974-81
Season —	18.5	Andre Tippett, 1984
	16.5	Andre Tippett, 1985
	15.5	Matthew Judon, 2022
	12.5	Matthew Judon, 2021 Chandler Jones, 2015 Mike Vrabel, 2007 Andre Tippett, 1987
	12.0	Tony McGee, 1977
	11.5	Josh Uche, 2022 Chandler Jones, 2013 Tony McGee, 1978

MOST OPP. FUMBLE RECOVERIES (CONT.)

Game —	3	Steve Nelson vs. Philadelphia, Oct. 8, 1978*
	2	30 times. Most recent: Steve Gregory at N.Y. Jets, Nov. 22, 2012

MOST FUMBLE RETURN YARDS

Career —	101	Brent Williams, 1986-93
	84	Rob Ninkovich, 2009-16
	82	Don Webb, 1961-71
	75	Andre Tippett, 1982-93
	69	Shea McClellin, 2016
Season —	69	Shea McClellin, 2016
	68	Richard Seymour, 2004
	63	Rob Ninkovich, 2010
	59	Kyle Dugger, 2022
	54	Brent Williams, 1986 Chad Eaton, 1999
Game —	69	Shea McClellin at Miami, Jan. 1, 2017
	68	Richard Seymour at Buffalo, Oct. 3, 2004
	63	Rob Ninkovich at San Diego, Oct. 24, 2010
	59	Kyle Dugger vs. Detroit, Oct. 9, 2022 (TD)
	52	Chuck Shonta vs. N.Y. Titans, Sept. 17, 1960 (TD)
	51	Jim Hunt vs. Houston, Dec. 15, 1968

LONGEST FUMBLE RETURN

69	Shea McClellin at Miami, Jan. 1, 2017
68	Richard Seymour at Buffalo, Oct. 3, 2004 (TD)
63	Rob Ninkovich at San Diego, Oct. 24, 2010
59	Kyle Dugger vs. Detroit, Oct. 9, 2022 (TD)
52	Chuck Shonta vs. N.Y. Titans, Sept. 17, 1960 (TD)
51	Jim Hunt vs. Houston, Dec. 15, 1968

MOST FUMBLE RETURN TOUCHDOWNS

Own Fumbles Recovered for TD —	
1	Nine times. Most recent: Brandon Lloyd vs. Houston, Dec. 10, 2012
Opponent Fumbles Recovered for TD —	
1	Many times. Most recent: Cody Davis at Denver, Dec. 24, 2023

MOST STRIP SACKS

Season —	5	Mike Vrabel, 2007 (4 recovered by NE)
	4	Rob Ninkovich, 2012 (3 recovered by NE)

SACKS*

Rookie Season —	10.5	Garin Veris, 1985
	9.0	Chris Slade, 1993
Game —	4.0	Andre Carter at N.Y. Jets, Nov. 13, 2011 Julius Adams at Atlanta, Dec. 4, 1977 Tony McGee at Baltimore, Nov. 16, 1978 Mike Hawkins vs. N.Y. Jets, Sept. 9, 1979
	3.5	Andre Tippett at Buffalo, Oct. 26, 1986 Chris Slade vs. San Diego, Nov. 20, 1994
	3.0	Many times. Most Recent: Christian Barmore at Denver, Dec. 24, 2023

*Sacks have been an official NFL statistic since 1982. Sack totals shown here reflect all-time Patriots totals.

PATRIOTS INDIVIDUAL RECORDS

SACKS*

PATRIOTS CAREER SACK LEADERS

	<i>Player</i>	<i>Sacks</i>	<i>Years</i>
1.	Andre Tippett	100.0	1982-93
2.	Julius Adams	79.5	1971-77, 79-85, 87
3.	Willie McGinest	78.0	1994-2005
4.	Tony McGee	70.0	1974-81
5.	Ray Hamilton	54.0	1973-81
6.	Chris Slade	51.0	1993-2000
7.	Mike Vrabel	48.0	2001-08
8.	Larry Eisenhauer	47.5	1961-69
9.	Rob Ninkovich	46.0	2009-16
10.	Brent Williams	43.5	1986-93
11.	Houston Antwine	39.0	1961-71
	Richard Seymour	39.0	2001-08
13.	Chandler Jones	36.0	2012-15
	Garin Veris	36.0	1985-91
15.	Richard Bishop	32.5	1976-81
16.	Matthew Judon	32.0	2021-23
17.	Tedy Bruschi	30.5	1996-2008
18.	Jim Lee Hunt	30.0	1960-70
19.	Don Blackmon	29.5	1981-87
20.	Deatrich Wise Jr.	29.0	2017-23

*Sacks have only been an official NFL statistic since 1982.

Sack totals shown here reflect all-time Patriots totals.

Player *Sacks* *Years*

21.	Jarvis Green	28.0	2002-09
22.	Bob Dee	27.5	1960-67
23.	Dont'a Hightower	27.0	2012-19, 21
24.	Rosevelt Colvin	26.5	2003-08
25.	Tully Banta-Cain	23.5	2003-06, 09-10
26.	Rod Shoate	23.0	1975-81
27.	Kyle Van Noy	21.5	2016-19, 21
	Mel Lunsford	21.5	1973-80
29.	Trey Flowers	21.0	2015-18
	Henry Thomas	21.0	1997-2000
31.	Ty Warren	20.5	2003-10
32.	Steve Nelson	20.0	1974-87
33.	Josh Uche	18.5	2020-23
	Jamie Collins Sr.	18.5	2013-16, 19, 21-22
35.	Nick Buoniconti	18.0	1962-68
36.	Ken Sims	17.0	1982-89
37.	Vincent Browns	16.5	1988-95
38.	Johnny Rembert	16.0	1983-92
	Vince Wilfork	16.0	2004-14

BLOCKED KICKS*

MOST BLOCKED KICKS OVERALL

<i>Career</i> —	6	Richard Seymour (6 field goals)
	3	Chad Eaton (3 field goals)
	2	Brandon Bolden (2 punts)
		Patrick Chung (1 field goal, 1 punt)
		Jamie Collins (1 extra point, 1 field goal)
		Chandler Jones (2 field goals)
		Tebucky Jones (1 extra point, 1 field goal)
		Shea McClellin (1 extra point, 1 field goal)
		Vince Wilfork (2 field goals)

MOST BLOCKED KICKS OVERALL (CONT.)

<i>Game</i> —	2	Patrick Chung at Miami, Oct. 4, 2010 (1 field goal, 1 punt)
		Chad Eaton at Buffalo, Dec. 17, 2000 (2 field goals)

MOST BLOCKED FIELD GOALS

<i>Career</i> —	6	Richard Seymour
	3	Chad Eaton

MOST BLOCKED FIELD GOALS

<i>Game</i> —	2	Chad Eaton at Buffalo, Dec. 17, 2000
---------------	---	--------------------------------------

*Not All Data Available

MOST NON-OFFENSIVE TOUCHDOWNS

<i>Career</i> —		
4	Devin McCourty (2 int. returned, 1 KO, 1 Blk FG)	
4	Kyle Van Noy (1 int. returned, 2 fumbles, 1 Blk punt)	
4	Kyle Arrington (1 int. returned, 1 KO fumble return, 2 Blk punts)	
4	Tedy Bruschi (4 int. returned)	
4	Ellis Hobbs (1 fumble return, 3 KO returns)	

PATRIOTS TEAM RECORDS

Number of games per season: 1960-77 (14); 1978-81 (16); 1982 (9); 1983-86 (16); 1987 (15), 1988-20 (16) 2021-23 (17)

VICTORIES

MOST VICTORIES

Season —	16	2007*
	14	2016, 2010, 2004, 2003
	13	2017, 2011
	12	2019, 2015, 2014, 2013, 2012, 2006
	11	2018, 2008, 2001, 1996, 1986, 1985, 1978, 1976

FEWEST VICTORIES

Season —	1	1990
	2	1992, 1981, 1970
	3	1975, 1972, 1967

*-NFL Record

GREATEST REGULAR SEASON COMEBACKS

Rk	Date	Opponent	Largest Deficit	Largest Deficit Score	Final Score
1.	11/24/13	Denver	24 Points	24-0	34-31 (OT)
2.	09/16/84	Seattle	23 Points	23-0	38-23
3.	12/21/96	@ N.Y. Giants	22 Points	22-0	23-22
4.	01/01/12	Buffalo	21 Points	21-0	49-21
	11/10/02	@ Chicago	21 Points	27-6	33-30
	09/19/99	Indianapolis	21 Points	21-0, 28-7	31-28
	11/10/96	@ N.Y. Jets	21 Points	21-0	31-27
8.	11/13/94	Minnesota	20 Points	20-0	26-20

RECORDS



PATRIOTS TEAM RECORDS

SCORING

MOST POINTS SCORED

<i>Season</i> —	589	2007
	557	2012
	518	2010
	513	2011
	468	2014

Season (Average) —

36.8	2007
34.8	2012
32.4	2010
32.1	2011
29.5	1961

Game —

59	vs. Indianapolis, Nov. 18, 2012
	vs. Tennessee, Oct. 18, 2009
56	at Buffalo, Nov. 18, 2007
	vs. N.Y. Jets, Sept. 9, 1979
55	vs. Pittsburgh, Nov. 3, 2013
	vs. N.Y. Jets, Oct. 29, 1978
54	vs. N.Y. Jets, Oct. 24, 2021
52	at Buffalo, Sept. 30, 2012
	vs. Washington, Oct. 28, 2007
	vs. Buffalo, Oct. 22, 1961
51	vs. Jacksonville, Sept. 27, 2015
	vs. Chicago, Oct. 26, 2014

Half —

1st:	45 vs. Tennessee, Oct. 18, 2009
	42 at Miami, Oct. 21, 2007
	41 vs. N.Y. Jets, Oct. 29, 1978
2nd:	45 at Buffalo, Sept. 30, 2012
	37 vs. Baltimore, Nov. 23, 1980

First Half —

45	vs. Tennessee, Oct. 18,
2009	
42	at Miami, Oct. 21, 2007
41	vs. N.Y. Jets, Oct. 29, 1978

Second Half/OT —

45	at Buffalo, Sept. 30, 2012
37	vs. Baltimore, Nov. 23, 1980

Quarter —

1st:	21 at Oakland, Dec. 14, 2008
	21 vs. N.Y. Jets, Oct. 29, 1978
	21 at Miami, Dec. 15, 1974
2nd:	35 at N.Y. Jets, Nov. 22, 2012
	35 vs. Tennessee, Oct. 18, 2009
3rd:	24 vs. Miami, Dec. 14, 2014
	22 vs. Dallas Texans, Nov. 18, 1960
4th:	31 at Buffalo, Sept. 30, 2012
	28 vs. Pittsburgh, Nov. 3, 2013

Game, Both Teams Combined —

86	NE 55, vs. PIT 31, Nov. 3, 2013
	at BOS 43, OAK 43 (tie), Oct. 16, 1964
84	NE 46, at BAL 38, Oct. 6, 1996
83	NE 43, vs. KC 40, Oct. 14, 2018
	NE 59, IND 24, Nov. 18, 2012

FEWEST POINTS SCORED

<i>Season</i> —	143	1982 (9 games)
	149	1970
	181	1990
	192	1972
	205	1992

Game —

0	23 Times: Most Recent: vs. LA Chargers 6, NE 0, Dec. 3, 2023
---	--

Game, Both Teams Combined —

3	at NE 3, MIA 0, Dec. 12, 1982
6	LAC 6 at NE 0, Dec. 3,
2023	
	NYJ 6, at NE 0, Nov. 28, 1993
	IND 6, at NE 0, Dec. 6, 1992
7	HOU 7, at NE 0, Sept. 21, 1975

GREATEST MARGIN OF VICTORY

<i>Game</i> —	
59	at NE 59, TEN 0, Oct. 18, 2009
53	at NE 56, NYJ 3, Sept. 9, 1979
46	NE 56, at BUF 10, Nov. 18, 2007
45	NE 45, at LAC 0, Dec. 6, 2020
	at NE 52, WAS 7, Oct. 28, 2007

GREATEST MARGIN OF DEFEAT

<i>Game</i> —	
52	at MIA 52, NE 0, Nov. 12, 1972
42	at GB (Mil.) 45, NE 3, Oct. 9, 1988
38	at NYJ 45, NE 7, Sept. 26, 1993
	at CIN 45, NE 7, Dec. 20, 1970
	at MIA 41, NE 3, Oct. 17, 1971

MOST TOUCHDOWNS

<i>Season</i> —	75	2007
	67	2012
	65	2010
	61	2011
	52	2015, 2014, 1980, 1961

Game —

8	vs. Indianapolis, Nov. 18, 2012
	vs. Tennessee, Oct. 18, 2009
	at Buffalo, Nov. 18, 2007
	vs. N.Y. Jets, Sept. 9, 1979
	vs. N.Y. Jets, Oct. 29, 1978
7	10 times. Most recent: vs. Jack., Jan. 2, 2022

MOST NON-OFFENSIVE TOUCHDOWNS

<i>Season</i> —	
9	2010 (4 Int, 2 KO, 1 PR, 1 blocked FG, 1 Fum)
	1961 (2 Int, 2 KO, 2 blocked punts, 3 Fum)

MOST TWO-POINT CONVERSIONS

<i>Season</i> —	4	1996, 1960
	3	2002, 1995,
		1964, 2021

Game —

2	at Baltimore, Oct. 6, 1996
---	----------------------------

FEWEST TOUCHDOWNS

<i>Season</i> —	17	1982 (9 games)
	18	1970
	19	1990

MOST PATS

<i>Season</i> —	74	2007
	66	2012
	62	2010

FEWEST PATS

<i>Season</i> —	15	1982 (9 games)
	17	1970
	19	1990, 1991
	22	1992

MOST FGs ATTEMPTED

<i>Season</i> —	41	2013, 1986
	40	2008, 1989, 2017
	39	1998, 1964, 2021
	38	1963

Game —

7	vs. IND Dec. 3, 1989
	at CIN, Nov. 16, 1969
	at BUF, Sept. 24, 1967
	at SD, Sept. 20, 1964
6	vs. TEN., Nov. 28, 2021
	vs. LAC, Oct. 29, 2017
	vs. JAX, Sept. 22, 1996
	vs. HOU, Dec. 18, 1965
	vs. DEN, Oct. 4, 1964
	vs. NYJ, Sept. 27, 1964

FEWEST FGs ATTEMPTED

<i>Season</i> —	13	1982 (9 games)
	16	1972
	17	1975, 1992
	21	1971, 1977

MOST FGs MADE

<i>Season</i> —	38	2013
	37	2017
	36	2008, 2021
	35	2014
	33	2015
	32	1986, 2022

Game —

6	at Denver, Oct. 4, 1964
5	8 times. Most Recent: at N.Y. Jets, Oct. 30, 2022

FEWEST FGs MADE

<i>Season</i> —	8	1982 (9 gm), 1972,
		1970, 1960
	9	1983, 1975
	11	1992

LONGEST DRIVES

Most Plays —

19	vs. Buffalo, Nov. 9, 2008
	19-92, 9:08, TD
	at N.Y. Jets, Sept. 15, 2002
	19-70, 6:40, FG
18	at Indianapolis, Oct. 22, 2000
	18-89, 8:43, TD
	Buffalo, Dec. 13, 1981,
	18-64, 8:05, FG

PATRIOTS TEAM RECORDS

FIRST DOWNS

MOST TOTAL FIRST DOWNS

Season —	444	2012*
	399	2011
	393	2007
	389	2017
	378	2013
	373	2009

Game —

35	vs. Jacksonville, Sept. 27, 2015
	vs. Denver, Oct. 7, 2012
34	vs. Washington, Oct. 28, 2007
33	at Indianapolis, Nov. 16, 2014
	vs. Pittsburgh, Nov. 3, 2013
	at Buffalo, Sept. 30, 2012
	at Baltimore, Sept. 23, 2012

FEWEST TOTAL FIRST DOWNS

Season —	146	1982 (9 games)
	166	1969
	181	1968
	184	1970
	190	1971

Game —

5	vs. N.Y. Jets, Sept. 19, 1982
	at N.Y. Jets, Nov. 22, 1970
6	vs. N.Y. Jets, Jan. 7, 2024
	vs. N.O., Nov. 8, 1992
	at K.C., Oct. 11, 1970
	vs. K.C., Nov. 21, 1969

MOST RUSHING FIRST DOWNS

Season —	181	1978*
	151	2012
	150	1976
	145	2008
	143	2020

Game —

21	vs. Denver, Nov. 28, 1976
19	at Buffalo, Sept. 30, 2012
18	vs. Miami, Sept. 13, 2020
	vs. Denver, Oct. 7, 2012
	vs. N.Y. Jets, Oct. 18, 1976
17	at Indianapolis, Nov. 16, 2014
	vs. Buffalo, Dec. 10, 1978
	at Buffalo, Nov. 5, 1978

MOST TOTAL NET YARDS

Season —	6,848	2011
	6,846	2012
	6,580	2007
	6,357	2009
	6,307	2017
	6,295	2018

Game —

622	at Miami, Sept. 12, 2011
619	vs. Tennessee, Oct. 18, 2009
610	vs. Pittsburgh, Nov. 3, 2013
597	vs. N.Y. Jets, Sept. 9, 1979
580	at Buffalo, Sept. 30, 2012
555	at New Orleans, Sept. 17, 2017

FEWEST RUSHING FIRST DOWNS

Season —	55	1965
	63	1970
	64	1969
	65	1990
	66	1964

Game —

0	at Pittsburgh, Oct. 31, 2004
	at New Orleans, Nov. 30, 1986
	at Buffalo, Oct. 26, 1980
	at N.Y. Jets, Nov. 22, 1970
1	26 times. Most recent:
	at DEN, Dec. 24, 2023

MOST PASSING FIRST DOWNS

Season —	262	2011
	256	2012
	243	2007, 1994
	232	2017
	229	2015
	228	2014
	225	2013

Game —

25	vs. Chicago, Oct. 26, 2014
23	vs. San Diego, Sept. 18, 2011
22	at Seattle, Sept. 20, 2020
	vs. Detroit, Nov. 23, 2014
	vs. Denver, Nov. 2, 2014
	vs. San Francisco, Dec. 16, 2012
	vs. Buffalo, Sept. 14, 2009
	at Cincinnati, Sept. 18, 1994
	vs. Minnesota, Nov. 13, 1994

FEWEST PASSING FIRST DOWNS

Season —	63	1982 (9 games)
	87	1969
	94	1971, 1968
	95	1976
	98	1970

FEWEST PASSING FIRST DOWNS

(CONT.)

Game —

0	at Miami, Dec. 8, 1968
	at Tampa Bay, Dec. 12, 1976
1	at Buffalo, Dec. 6, 2021
	vs. New Orleans, Dec. 4, 1983
	vs. Miami, Dec. 12, 1982

MOST PENALTY FIRST DOWNS

Season —	50	2017
	43	2013
	39	2016
	37	2014, 2012, 2009
	36	2021
	35	1986
	34	1989

Game —

8	at Baltimore, Sept. 23, 2012
7	at Houston, Sept. 19, 1965
6	3 times. Most Recent:
	vs. N.Y. Jets, Dec. 31, 2017
5	21 times. Most Recent:
	vs. Miami, Nov. 26, 2017

FEWEST PENALTY FIRST DOWNS

Season —	9	1982 (nine games)
	11	1971, 1991
	14	1977, 1992
	15	1969, 1976, 1985, 2023

Game —

0	Many times. Most recent:
	vs. NY Jets, Jan. 7, 2023

MOST OFFENSIVE PLAYS

Season —	94	at Pittsburgh, Dec. 17, 1989
	92	vs. San Francisco, Dec. 16, 2012
		at Houston, Nov. 23, 2003
	89	vs. Denver, Oct. 7, 2012
		at Buffalo, Sept. 8, 2013

*NFL Record

TOTAL NET YARDS

FEWEST TOTAL NET YARDS

Season —	2,626	1970
	2,633	1982 (9 games)
	3,127	1968
	3,419	1969
	3,556	1971

Game —

57	vs. N.Y. Jets, Sept. 19, 1982
80	at N.Y. Jets, Nov. 22, 1970
82	vs. Kansas City, Sept. 21, 1969
83	vs. Oakland, Oct. 22, 1967
80	at N.Y. Jets, Nov. 22, 1970

PATRIOTS TEAM RECORDS

RUSHING

MOST RUSHING ATTEMPTS

Season —	671	1978
	604	1979
	603	1977
	591	1976
	588	1988, 1980

Game —

62	vs. Denver, Nov. 28, 1976 (332 yds)
60	at Seattle, Dec. 19, 1982 (249)
58	vs. Indian., Dec. 26, 1993 (257)
55	Four times. Most recent: vs. Seattle, Dec. 4, 1988 (171)
54	Four Times. Most Recent: vs. Denver, Oct. 7, 2012

FEWEST RUSHING ATTEMPTS

Season —	324	1982 (9 games)
	334	1970
	365	1960
	367	1969
	373	1965
	381	1964

Game —

8	at Pittsburgh, Oct. 31, 2004 (5 yds)
6	vs. Tampa Bay, Oct. 3, 2021 (-1)
9	vs. N.Y. Jets, Oct. 25, 2015 (16) vs. Pittsburgh, Dec. 9, 2007 (22) vs. Denver, Nov. 17, 1996 (17)

MOST PASS ATTEMPTS

Season —	699	1994
	686	1995
	641	2012
	629	2015
	628	2013, 1996

Game —

70	vs. MIN, Nov. 13, 1994*
65	vs. SF, Dec. 16, 2012
60	at PIT, Dec. 16, 1995
59	at BUF Sept. 20, 2015 vs. DEN, Oct. 8, 1995 vs. NO, Nov. 12, 1989 at SEA, Oct. 14, 2012

FEWEST PASS ATTEMPTS

Season —	187	1982 (9 games)
	305	1977
	309	1976
	330	1971
	338	1969

Game —

3	at Buffalo, Dec. 6, 2021 (2 cmp.)
5	vs. Miami, Dec. 12, 1982 (2 cmp.)
8	at Buffalo, Dec. 28, 2008 (6)
9	vs. Miami, Nov. 9, 1969 (2)
10	Three times. Most recent: vs. Seattle, Dec. 4, 1988 (5)
11	Four times. Most Recent: vs. Indianapolis, Dec. 26, 1993 (9)

MOST RUSHING YARDS

Season —	3,165	1978
	2,948	1976
	2,605	1983
	2,346	2020
	2,331	1985

Game —

332	vs. Denver, Nov. 28, 1976
330	vs. N.Y. Jets, Oct. 18, 1976
328	vs. N.Y. Jets, Sept. 18, 1983
296	vs. Oakland, Oct. 3, 1976
281	vs. Cincinnati, Dec. 22, 1985 vs. Oakland, Oct. 30, 1966

FEWEST RUSHING YARDS

Season —	1,040	1970
	1,117	1965
	1,332	1994
	1,347	1982 (9 games)
	1,361	1964

Game —

-1	vs. TB., Oct. 3, 2021 (8 att)
2	at N.O., Nov. 30, 1986 (18 att)
5	at Pittsburgh, Oct. 31, 2004 (6)
8	vs. Houston, Nov. 25, 1960 (14)
16	vs. N.Y. Jets Oct. 25, 2015 (9)
17	vs. Denver, Nov. 17, 1996 (9) vs. N.Y. Jets, Oct. 12, 1986 (10) vs. Washington, Sept. 23, 1984 (11) at L.A. Chargers, Oct. 28, 1960 (24)

PASSING

MOST COMPLETIONS

Season —	405	1994
	404	2015
	403	2007
	402	2012, 2011
	392	2014

Game —

45	vs. MIN, Nov. 13, 1994*
39	vs. BUF, Sept. 14, 2009 vs. KC, Sept. 22, 2002 at PIT, Dec. 16, 1995
38	at BUF Sept. 20, 2015 vs. DET, Nov. 23, 2014 vs. TEN, Oct. 18, 2009
36	Five times. Most Recent: vs. SF, Dec. 16, 2012

FEWEST COMPLETIONS

Season —	93	1982 (9 games)
	146	1976
	159	1971
	160	1977, 1968
	162	1969

Game —

2	at Buffalo, Dec. 6, 2021 (3 att.) vs. Miami, Dec. 12, 1982 (5 att.) vs. Miami, Nov. 9, 1969 (9)
3	vs. New Orleans, Dec. 4, 1983 (10) at Cleveland, Nov. 21, 1982 (11) Four times. Most recent: vs. Buffalo, Oct. 11, 1987 (13)
5	Seven times. Most Recent: vs. Seattle, Dec. 4, 1988 (10)

MOST RUSHING TOUCHDOWNS

Season —	30	1978
	25	2012
	24	1976, 2021
	23	1981
	21	2008, 1974

Game —

4	11 Times. Most Recent: vs. Jacksonville, Jan. 2, 2021
---	--

FEWEST RUSHING TOUCHDOWNS

Season —	3	1982 (9 games)
	4	1990
	6	1997, 1992
	7	1971
	8	1968, 1965

MOST NET PASSING YARDS

Season —	5,084	2011
	4,731	2007
	4,662	2012
	4,587	2015
	4,444	1994

Game —

516	at MIA on Sept. 12, 2011
451	at BUF, Sept. 20, 2015
436	at NO, Sept. 17, 2017
426	vs. TEN, Oct. 18, 2009 vs. MIN, Nov. 13, 1994
425	vs. SF, Dec. 16, 2012
418	at MIA, Sept. 4, 1994

FEWEST NET PASSING YARDS

Season —	1,286	1982 (9 games)
	1,586	1970
	1,746	1976
	1,765	1968
	1,887	1971

Game —

-4	vs. N.Y. Jets, Sept. 19, 1982
13	vs. Miami, Dec. 12, 1982
15	at Atlanta, Nov. 29, 1992
16	vs. New Orleans, Dec. 4, 1983 at Miami, Dec. 8, 1968

*NFL Record

PATRIOTS TEAM RECORDS

MOST TOUCHDOWN PASSES

Season —	50	2007
	39	2011
	37	2010
	36	2015
	34	2014, 2012
	32	2016, 2017
Game —		
6	vs. Tennessee, Oct. 18, 2009	at Miami, Oct. 21, 2007
	vs. N.Y. Jets, Sept. 9, 1979	
5	Eight times. Most recent: vs. Houston, Sept. 24, 2017	

FEWEST TOUCHDOWN PASSES

Season —	7	1970
	10	1972
	11	1991
	12	2020, 1988, 1982
	13	1992, 1973

MOST PUNTS

Season —	103	1992
	100	1968
	98	2023
	92	1990, 1986, 1985, 1984
	91	1988
Game —		
11	Six times. Most recent: vs. NYJ, Sept. 12, 2013	
10	11 times. Most Recent: at DEN, Nov. 29, 2015	

FEWEST PUNTS

Season —	45	2007
	49	1982 (9 games)
	50	2008
	52	2021
	55	2020
	56	2004
	57	2011, 2009
Game —		
0	Five times. Most recent: vs. KC, Oct. 14, 2018	
1	Many times. Most Recent: vs. JAX, Jan. 2, 2022	

MOST PUNT RETURNS

Season —	60	1980
	52	1996
	51	1993
	50	2003
	48	1999, 1984, 1976

Game —

10	at Pittsburgh, Dec. 5, 1993	
8	vs. N.Y. Jets, Sept. 22, 2019	
7	Six times. Most recent: at Green Bay, Nov. 19, 2006	

PASSING (CONT.)

MOST HAD INTERCEPTED

Season —	34	1981
	33	1968
	32	1967
	29	1965, 1963
	28	1988, 1975, 1972, 1970
Game —		
6	at Denver, Sept. 3, 1967	
	vs. Buffalo, Dec. 9, 1967	
	at Kansas City, Oct. 11, 1970	
	at San Francisco, Nov. 30, 1980	

FEWEST HAD INTERCEPTED

Season —	2	2016*
	5	2010
	7	2015
	8	2017
	9	2019, 2014, 2012, 2007, 1982 (9 gms)
	11	2018, 2013, 2008

MOST SACKS ALLOWED

Season —	66	1984 (454 yards)
	65	1992 (458 yards)
	63	1991 (436 yards)
	58	1990 (443 yards)
	56	1999 (349 yards)
Game —		
10	at Dallas, Nov. 22, 1984 (57 yds)	

FEWEST SACKS ALLOWED

Season —	14	1977 (155 yds)
	15	1982 (9 games-134 yds)
	18	2009 (104 yds)
	19	1976 (164 yds)
	21	2007 (128 yds)
		1974 (174 yds)

*NFL Record

PUNTING

MOST PUNTING YARDS

Season —	4,598	2023
	4,227	1992
	3,953	1985
	3,904	1984
	3,831	1968

Game —

514	vs. NYJ, Sept. 12, 2013	
	at CHI, Sept. 15, 1985	
479	at DAL, Nov. 22, 1984	
450	at DEN, Nov. 29, 2015	
435	at BUF, Sept. 29, 2019	
436	at OAK, Oct. 6, 1968	

FEWEST PUNTING YARDS

Season —	1,821	2007
	2,137	1978
	2,140	1982 (9 games)
	2,200	2008
	2,221	2009
	2,297	1973

Game —

0	Five times. Most recent: vs. KC, Oct. 14, 2018	
---	--	--

HIGHEST PUNTING AVERAGE

Season —	48.7	2020
	46.9	2023
	46.5	2011
	45.8	2013
	45.7	2014
	45.4	2015

Game (4 Punts Min.) —

62.5	vs. IND, Nov. 12, 2023 (4)	
55.6	at IND, Sept. 7, 1997 (5)	
55.5	at JAX, Sept. 16, 2018 (4)	
54.3	vs. WAS, Nov. 5, 2023 (6)	
54.3	at DET, Sept. 25, 1994 (4)	
53.0	at Miami, Oct. 29, 2023(5)	

LOWEST PUNTING AVERAGE

Season —	34.6	1977
	35.0	1978

PUNT RETURNS

FEWEST PUNT RETURNS

Season —	16	1982 (9 games)
	17	1972
	23	2020, 1969
	24	1966
	25	1987

MOST PUNT RETURN YARDS

Season —	628	1976
	588	1996
	562	2000
	533	1974
	530	1985

MOST PUNT RETURN YARDS

Game —		
167	vs. Buffalo, Nov. 7, 1976	
145	at L.A. Chargers, Dec. 6, 2020	
139	at Buffalo, Nov. 20, 1977	

FEWEST PUNT RETURN YARDS

Season —	37	1972
	134	1990
	138	1962
	139	1982
	143	1966

PATRIOTS TEAM RECORDS

PUNT RETURNS (CONT.)

HIGHEST PUNT RETURN AVERAGE

Season	–	15.5	2020
		13.4	2010
		13.3	2001, 1974
		13.1	1976
		13.0	1961
		12.6	1985

LOWEST PUNT RETURN AVERAGE

Season	–	2.2	1972
		4.6	1990
		5.3	1968, 1962
		5.6	1965
		5.8	2004, 1971

MOST PUNT RETURN TOUCHDOWNS

Season	–	2	2001, 1985, 1976
--------	---	---	------------------

MOST KICKOFF RETURNS

Season	–	77	1990
		75	2002, 1995
		73	1967
		71	1968
		70	2005

Game

10	vs. Buffalo, Dec. 9, 1967
9	at Dallas, Oct. 24, 1971
	vs. N.Y. Jets, Sept. 22, 1968
	vs. Oakland, Oct. 16, 1964

FEWEST KICKOFF RETURNS

Season	–	18	2023
		25	2015, 2021
		26	2019
		28	2018, 2017
			1982 (9 games)
		29	2016

Game	–	0	Many times. Most Recent at Denver Dec. 24, 2023
------	---	---	---

MOST PENALTIES

Season	–	120	2014
		114	1985
		112	1977
		111	2003, 1992
		110	2005
		108	2002, 1998

Game

15	at Minnesota, Sept. 14, 2014
	vs. Indianapolis, Sept. 19, 1999
14	Six times, most recent: at Pittsburgh, Dec. 16, 2018

FEWEST PENALTIES

Season	–	50	1973
		51	1964
		52	1982 (9 games), 1962
		57	2008
		58	1965

MOST PUNT RETURN TOUCHDOWNS (CONT.)

Game	–	1	vs. N.Y. Jets, Nov. 20, 2022
			at L.A. Chargers, Dec. 6, 2020
			vs. Denver, Nov. 2, 2014
			vs. Indianapolis, Nov. 18, 2012
			vs. Kansas City, Nov. 21, 2011
			vs. Miami, Jan. 2, 2011
			at Carolina, Jan. 6, 2002
			vs. Cleveland, Dec. 9, 2001
			vs. Tampa Bay, Sept. 3, 2000
			at N.Y. Giants, Dec. 21, 1996
			vs. Atlanta, Nov. 2, 1986
			vs. Indianapolis, Nov. 10, 1985
			at Buffalo, Sept. 22, 1985
			vs. N.Y. Jets, Nov. 2, 1980
			vs. Baltimore, Nov. 18, 1979
			vs. Denver, Nov. 28, 1976
			vs. Buffalo, Nov. 7, 1976

KICKOFF RETURNS

MOST KICKOFF RETURN YARDS

Season	–	1,771	2002
		1,691	1995
		1,562	2008
		1,553	2006
		1,520	1975

Game

248	vs. Miami, Sept. 21, 2008
245	at Dallas, Oct. 24, 1971
230	at Baltimore, Dec. 21, 1975
229	at Indianapolis, Nov. 30, 2003
226	at Houston, Dec. 18, 1960

FEWEST KICKOFF RETURN YARDS

Season	–	469	2015
		471	2023
		542	2016
		544	2021
		575	2019

Game	–	0	Many times. Most Recent at Denver, Dec. 24, 2023
------	---	---	--

PENALTIES

FEWEST PENALTIES (CONT.)

Game	–	0	vs. Kansas City, Oct. 14, 2018
			at Houston, Dec. 1, 2013
			at Cincinnati, Oct. 6, 2013
			at New Orleans, Nov. 30, 2009
			vs. St. Louis, Oct. 26, 2008
			at Kansas City, Nov. 17, 1968
1	29 times. Most recent: vs. Denver, Oct. 18, 2020		

MOST PENALTY YARDS

Season	–	1,080	2014
		1,051	1992
		998	2003
		940	2006
		931	1977

Game

163	at Minnesota, Sept. 14, 2014
146	at Indianapolis, Nov. 4, 2007
139	vs. Buffalo, Nov. 6, 1983
135	at Indianapolis, Sept. 19, 1999

HIGHEST KICKOFF RETURN AVG.

Season	–	27.0	2018
		26.9	1977
		26.8	2006
		26.2	2023
		25.2	2008, 2007, 1997
		24.2	1999

LOWEST KICKOFF RETURN AVG.

Season	–	17.4	1993
		17.8	1994
		18.1	1990
		18.3	1981

MOST KICKOFF RETURN TOUCHDOWNS

Season	–	3	1977
		2	2010, 2007, 2002, 1961

Game	–	1	28 times. Most recent: at Buffalo, Dec. 31, 2023
------	---	---	--

FEWEST PENALTY YARDS

Season	–	412	1982 (9 games)
		447	1964
		456	1962
		468	1993
		501	2008

Game

0	vs. Kansas City, Oct. 14, 2018
	at Houston, Dec. 1, 2013
	at Cincinnati, Oct. 6, 2013
	at New Orleans, Nov. 30, 2009
	vs. St. Louis, Oct. 26, 2008
	at Kansas City, Nov. 17, 1968
	vs. N.Y. Jets, Nov. 19, 1967
2	at Miami, Dec. 15, 2013
4	vs. Denver, Oct. 18, 2020
	at Pittsburgh, Dec. 17, 2017
5	14 times. Most Recent: at Denver, Nov. 12, 2017

PATRIOTS TEAM RECORDS

MOST FUMBLES

Season —	51	1973
	47	1983
	43	1992, 1975
	37	1985, 1967
	36	1987, 1962, 1960

Game —

8	vs. Baltimore, Oct. 7, 1973
6	11 times. Most Recent: vs. Denver, Nov. 24, 2013

FEWEST FUMBLES

Season —	9	2010
	11	2018
	13	2019, 2017, 2014, 2011
	14	2015, 2012, 2007
	15	1969

MOST FUMBLES RECOVERED

Season —	43	1983
	42	1987
	39	1973
	37	1991, 1975

Game —

8	at Pittsburgh, Sept. 26, 1976
7	at L.A. Rams, Dec. 11, 1983

FUMBLES

FEWEST FUMBLES RECOVERED

Season —	8	1982 (9 games)
	9	2016
	12	2000
	15	2008, 2005, 1999, 1988
	16	2015, 2007

MOST RETURNED FOR TD

Season —	4	2012
	3	2007, 2004, 1985, 1961

Game —

2	at N.Y. Jets, Nov. 22, 2012
	at San Diego, Dec. 1, 1996
	vs. Baltimore, Nov. 23, 1980

MOST OWN RECOVERED

Season —	27	1983
	26	1973

Game —

5	at Buffalo, Dec. 17, 2000
	at Washington, Oct. 25, 1981
	vs. Baltimore, Oct. 7, 1973

FEWEST OWN RECOVERED

Season —	4	2018, 2010
	5	1970, 1969
	6	2019
	7	2015, 2012, 2008

MOST OPPONENT RECOVERED

Season —	27	1976
	24	1985
	23	1979

Game —

6	at L.A. Rams, Dec. 11, 1983
	at Pittsburgh, Sept. 26, 1976
5	at New Orleans, Nov. 30, 1986
	vs. Denver, Nov. 6, 1966

FEWEST OPPONENT RECOVERED

Season —	4	2020
	6	2023
	7	2021, 2015, 1998
	8	2008, 2005, 1984, 2022
	9	2014, 1993, 1965
	10	2016, 2009, 1980, 1977, 1962,

DEFENSE - NET YARDS ALLOWED

MOST NET YARDS ALLOWED

Season —	6,577	2011
	5,972	2012
	5,969	2013
	5,864	2010
	5,856	2017
	5,827	1981

Game —

584	vs. Cincinnati, Dec. 7, 1986
552	vs. Miami, Oct. 21, 1984
540	vs. Houston, Oct. 13, 1961
537	vs. Kansas City, Sept. 7, 2017
528	at N.Y. Jets, Dec. 17, 1966
525	at Miami, Sept. 4, 1994

FEWEST NET YARDS ALLOWED

Season —	2,808	1982 (9 games)
	3,638	1977
	3,834	1963
	4,022	1976
	4,067	1974

Game —

65	vs. Seattle, Dec. 4, 1988
86	vs. Baltimore, Oct. 23, 1977
88	vs. Miami, Oct. 12, 1980
103	vs. N.Y. Jets, Nov. 20, 2022
105	vs. N.Y. Jets, Sept. 20, 2019
112	vs. Houston, Dec. 18, 1965

SCORING ALLOWED

MOST POINTS ALLOWED

Season —	446	1990, 1972
	406	1968
	391	1989
	389	1967
	377	1995

Game —

52	at Miami, Nov. 12, 1972
48	at Philadelphia, Nov. 4, 1990
	at N.Y. Jets, Oct. 27, 1968
48	vs. Oakland, Oct. 22, 1967
47	vs. N.Y. Jets, Sept. 22, 1968
45	at N.Y. Jets, Sept. 26, 1993

FEWEST POINTS ALLOWED

Season (Points) —	157	1982 (9 games)
	217	1977 (14 games)
	225	2019
	236	1976 (14 games)
	237	2006
	238	2003

Season (Average) —

14.1	2019
14.8	2006
14.9	2003
15.5	1977
15.6	2016

Game —

0	31 times. Most recent: vs. Detroit, Oct. 9, 2022
---	---

PATRIOTS TEAM RECORDS

RUSHING ALLOWED

MOST RUSHES AGAINST

Season –	644	1981
	565	1990
	560	1973
	555	1975

Game –

58	vs. N.Y. Jets, Oct. 14, 1973
54	vs. Cleveland, Oct. 4, 1987
	vs. St. Louis, Dec. 2, 1984
	vs. Washington, Sept. 23, 1984
	vs. N.Y. Jets, Oct. 15, 1972

FEWEST RUSHES AGAINST

Season –	310	1963
	315	1982 (9 games)
	350	1961
	356	1964

Game –

9	at N.Y. Jets, Sept. 15, 2002
10	at N.Y. Jets, Dec. 26, 2005
	at Oakland, Sept. 22, 1963
	at Oakland, Dec. 9, 1961
11	vs. Kansas City, Oct. 11, 1998
	vs. Jacksonville, Sept. 22, 1996

MOST ATTEMPTS AGAINST

Season –	619	2011, 1997
	618	2003
	611	2010
	605	2018
	596	2022, 2016, 2015, 1996

Game –

63	vs. Minnesota, Oct. 20, 1991
61	vs. Minnesota, Dec. 16, 1979
60	vs. Miami, Nov. 23, 1997
59	vs. N.Y. Giants, Oct. 12, 2003

FEWEST ATTEMPTS AGAINST

Season –	240	1973
	267	1982 (9 games)
	326	1972
	334	1970

Game –

7	at Buffalo, Dec. 9, 1973
	vs. N.Y. Jets, Oct. 14, 1973
9	vs. N.Y. Jets, Oct. 15, 1972

MOST COMPLETIONS ALLOWED

Season –	388	2010
	386	2011
	370	2023, 2018
	369	2012
	368	2016, 1997

Game –

40	vs. Cin., Dec. 24, 2022
38	vs. Indy, Nov. 21, 2010
	vs. Miami, Nov. 23, 1997
37	vs. Baltimore, Dec. 12, 2016
	at Pittsburgh, Oct. 30, 2011
	at Indianapolis, Oct. 20, 1996
35	at Denver, Oct. 11, 2009
	vs. N.Y. Giants, Oct. 12, 2003
	vs. Minnesota, Oct. 20, 1991
	vs. Minnesota, Dec. 16, 1979

MOST RUSHING YARDS ALLOWED

Season –	2,950	1981
	2,850	1973
	2,717	1972
	2,676	1990

Game –

360	vs. Buffalo, Sept. 16, 1973
349	vs. Buffalo, Dec. 14, 1975

FEWEST RUSHING YARDS ALLOWED

Season –	1,041	1961
	1,108	1963
	1,135	1966
	1,143	1964

Game –

2	at S.D., Dec. 17, 1961
14	at Buffalo, Dec. 11, 2005
14	vs. Kansas City, Oct. 11, 1998
15	vs. Miami, Oct. 29, 2015
19	at Indianapolis, Nov. 16, 2014
	vs. Houston, Nov. 1, 1963

PASSING ALLOWED

FEWEST COMPLETIONS ALLOWED

Season –	134	1973
	142	1982 (9 games)
	170	1971
	175	1972

Game –

1	vs. N.Y. Jets, Oct. 14, 1973
2	vs. Tennessee, Oct. 18, 2009
	at Buffalo, Dec. 9, 1973

MOST PASSING YARDS ALLOWED

Season –	4,703	2011
	4,342	2012
	4,136	2010
	4,020	2017
	3,943	2018
	3,886	1995

MOST NET PASSING YARDS ALLOWED

Game –	456	at Miami, Sept. 4, 1994
	445	vs. Dallas, Oct. 17, 2021
	448	vs. Houston, Oct. 13, 1961

FEWEST NET PASSING YARDS ALLOWED

Season –	1,338	1973
	1,519	1982 (9 games)
	2,033	1977
	2,154	1971

Game –

-7	vs. Tennessee, Oct. 18, 2009
0	vs. N.Y. Jets, Oct. 14, 1973
8	vs. N.Y. Jets, Oct. 10, 1971

MOST RUSHING TOUCHDOWNS ALLOWED

Season –	29	1990
	27	1972
	22	1979, 1968
	21	1960

Game –

6	at N.Y. Jets, Oct. 27, 1968
5	at N.Y. Jets, Sept. 23, 1993
	at G.B. (Mil.), Oct. 9, 1988

FEWEST RUSHING TOUCHDOWNS ALLOWED

Season –	5	1991
	6	2017, 2016, 2014, 2009, 1999
	7	2022, 2019, 2018
		2007, 2001, 1966
	8	2015, 2008, 1998, 1977

MOST TD PASSES ALLOWED

Season –	29	2018, 1995
	28	2022, 1980, 1967
	27	2012, 2008, 1989, 1961

Game –

5	at Seattle, Sept. 20, 2020
	at New Orleans, Nov. 30, 2009
	at Miami, Sept. 4, 1994
	vs. Oakland, Oct. 22, 1967
	vs. Kansas City, Sept. 25, 1966

FEWEST TD PASSES ALLOWED

Season –	9	1982 (9 games)
	10	2006
	11	2003, 1973 (14 gms)
	12	2019
	13	2019, 1988, 1979

MOST SACKS RECORDED

(Sacks by Patriots defense)

Season –	66	1963 (626 yards)
	58	1977 (471 yards)
	57	1979 (512 yards)
	55	1984 (452 yards)
	54	2022 (348 yards)
	51	1985 (334 yards)

Game –

11	at Oakland, Sept. 22, 1963
	(100 yds)
	9 six times, most recent:
	vs. Indianapolis, Nov. 6, 2022 (60 yds)

FEWEST SACKS RECORDED

Season –	15	1972 (101 yards)
	20	1982 (9 games=172 yds)
		1981 (175 yards)
		1992 (114 yards)
	22	1969 (159 yards)
		1966 (209 yards)

PATRIOTS TEAM RECORDS

MOST TOTAL ALLOWED

Season —	370	2011
	348	2010
	340	2012
	339	2020
	338	2013
Game —		
35	vs. Buffalo, Nov. 11, 2012	
33	vs. Miami, Nov. 23, 1997	
	vs. Miami, Oct. 21, 1984	
32	vs. Dallas, Oct. 17, 2021	
31	vs. Buffalo, Dec. 28, 2020	
30	at Pittsburgh, Sept. 25, 1983	
	vs. N.Y. Jets, Sept. 19, 1982	
	vs. Minnesota, Dec. 16, 1979	

FEWEST TOTAL ALLOWED

Season —	185	1982 (9 games)
	215	1977, 1973
	219	1967
	220	1962
Game —		
2	vs. Seattle, Dec. 4, 1988	
5	at Green Bay, Nov. 19, 2006	
	vs. Indianapolis, Nov. 11, 1990	
	at Chicago, Oct. 14, 1979	
	at N. Y. Jets, Nov. 22, 1970	

FIRST DOWNS ALLOWED

MOST RUSHING

Season —	160	1981
	151	1990
	143	1972
	142	1973, 1969
Game —		
20	vs. N.Y. Jets, Sept. 19, 1982	
	vs. Buffalo, Dec. 14, 1975	
19	vs. N.Y. Jets, Oct. 15, 1972	

FEWEST RUSHING

Season —	59	1963
	61	1967
	63	1964
	67	2006
Game —		
0	Seven times. Most Recent:	
	vs. N.Y. Jets, Sept. 22, 2019	

MOST PASSING

Season —	245	2011
	226	2010
	208	2018, 2013, 1998
	207	2012
	204	2015, 2017
	199	1991

MOST PASSING (CONT.)

Game —		
25	vs. Dallas, Oct. 17, 2021	
23	at Pittsburgh, Oct. 30, 2011	
22	at Jacksonville, Sept. 16, 2018	
	at Pittsburgh, Nov. 14, 2010	
	vs. Indianapolis, Nov. 21, 2010	
21	Six times. Most Recent:	
	vs. Indianapolis, Dec. 4, 2011	
20	Seven times.	
	Most Recent:	
	vs. Buffalo, Dec. 26, 2021	

FEWEST PASSING

Season —	67	1973
	88	1982 (9 games)
	105	1970
	111	1971, 1977
Game —		
1	vs. Tennessee, Oct. 18, 2009	
	vs. N.Y. Jets, Oct. 14, 1973	
2	Nine times. Most recent:	
	vs. Seattle, Dec. 4, 1988	

INTERCEPTIONS BY PATRIOTS

MOST INTERCEPTIONS

Season —	31	1964
	29	2003, 1963
	25	2019, 2010, 1962, 1960
	24	1998, 1980, 1974
Game —		
7	at N.Y. Jets, Nov. 21, 1976	
6	vs. N.Y. Jets, Sept. 27, 1964	
	vs. Houston, Nov. 1, 1963	

FEWEST INTERCEPTIONS

Season —	8	1970
	10	2023, 2005, 2000, 1972
	12	2017, 2015, 1991, 1982
	13	2016, 1993, 1975, 1973

MOST INT RETURN YARDS

Season —	645	1963
	505	1976
	427	1985, 1964
	422	2001
Game —		
204	vs. Houston, Nov. 1, 1963	
166	vs. Indianapolis, Nov. 18, 2012	
160	vs. Miami, Nov. 23, 1997	
145	at N.Y. Jets, Nov. 21, 1976	

FEWEST INT RETURN YARDS

Season —	85	2005
	93	1991
	96	2023
	104	2008
	105	1973

MOST INT RETURN TOUCHDOWNS

Season —	5	2022, 2003, 2001
	4	1997, 2010
	3	2021, 2019, 2009, 2007, 2002, 1998,
		1992, 1976, 1963, 1962
Game —	2	10 times. Most Recent:
		at Miami, Sept. 15, 2019

FEWEST INT RETURN TOUCHDOWNS

Season —	0	22 times. Most Recent:
		2023

PATRIOTS TEAM RECORDS

TAKEAWAYS BY PATRIOTS

MOST TAKEAWAYS

Season –	50	1976 (23 int, 27 fumbles)
	48	1964 (31 int, 17 fumbles)
	47	1985 (23 int, 24 fumbles)
	45	1960 (25 int, 20 fumbles)
	43	1979 (20 int, 23 fumbles)
		1978 (22 int, 21 fumbles)
	42	1987 (21 int, 21 fumbles)
		1963 (29 int, 13 fumbles)
		1961 (22 int, 20 fumbles)
Game –	10	at N.Y. Jets, Nov. 21, 1976 (7 int, 3 fumbles)
	8	vs. Houston, Nov. 1, 1963 (6 int, 2 fumbles)
		vs. Buffalo, Nov. 7, 1976 (4 int, 4 fumbles)

MOST TAKEAWAYS (CONT.)

Game –	7	at Buffalo, Dec. 26, 2010 (3 int, 4 fumbles)
		at L.A. Rams, Dec. 11, 1983 (1 int, 6 fumbles)
		vs. Denver, Nov. 6, 1966 (2 int, 5 fumbles)
		vs. N.Y. Jets, Sept. 27, 1964 (6 int, 1 fumbles)

HIGHEST TURNOVER DIFFERENTIAL

Season –	+28	2010 (38 forced turnovers, 10 turnovers)
	+25	2012 (41 forced turnovers, 16 turnovers)
	+21	2019 (36 forced turnovers, 15 turnovers)
	+17	2011 (34 forced turnovers, 17 turnovers)
		2003 (41 forced turnovers, 24 turnovers)

BLOCKED KICKS*

MOST BLOCKED KICKS OVERALL

Season –	7	1975 (3 extra points, 3 field goals, 1 punt)
	5	2014 (4 field goals, 1 punt)
		1973 (3 field goals, 1 extra point, 1 punt)
	4	2019 (4 punts)
		2002 (3 field goals, 1 extra point)
Game –	2	at Miami, Oct. 4, 2010 (1 field goal, 1 punt)
		at Buffalo, Dec. 17, 2000 (2 field goals)
		at Indianapolis, Oct. 21, 2001 (2 field goals)

MOST BLOCKED PUNTS

Season –	4	2019
	3	1986

MOST BLOCKED FIELD GOALS

Season –	4	2014
	3	2002
		2001
		1998
		1977
		1975
		1973
		1972
		1968

MOST BLOCKED EXTRA POINTS

Season –	3	1975
		1974
	2	1984

*Not All Data Available

MISCELLANEOUS SCORING

DEFENSIVE TOUCHDOWNS

Season –	7	2022 (5 int returns, 2 fumble returns)
	6	2007 (3 int returns, 3 fumble returns)
		2003 (5 int returns, 1 fumble return)
	5	2019 (3 int returns, 2 fumble returns)
		2012 (2 int returns, 3 fumble returns)
		2010 (4 int returns, 1 fumble return)
		2001 (5 int returns)

DEFENSIVE TOUCHDOWNS (CONT.)

Season –	5	1992 (3 int returns, 2 fumble returns)
		1961 (2 int returns, 3 fumble returns)

NON-OFFENSIVE TOUCHDOWNS

Season –	9	2010 (4 int returns, 2 KO returns, 1 punt Return, 1 blocked FG return, 1 fumble return)
		1961 (2 int returns, 2 KO returns, 2 blocked Punt returns, 3 fumble returns)

PATRIOTS NFL RECORDS

CONSECUTIVE RECORDS

CONSECUTIVE VICTORIES (INCLUDING PLAYOFFS)

21 Oct. 5, 2003 to Oct. 24, 2004

CONSECUTIVE OVERTIME VICTORIES

8 Dec. 17, 2000 to Nov. 23, 2003**

CONSECUTIVE PLAYOFF VICTORIES

10 Jan. 19, 2002 to Jan. 7, 2006

CONSECUTIVE PATs CONVERTED

478 Stephen Gostkowski, Dec. 31, 2006 to Oct. 16, 2016

VICTORIES/SCORING

MOST VICTORIES

Season –
16 2007

MOST CONSECUTIVE VICTORIES

Single Season –
16 2007

MOST CONSECUTIVE VICTORIES TO START A SEASON

16 2007

MOST CONSEC. VICTORIES TO END A SEASON

16 2007

MOST 14-WIN SEASONS

5 (2003, 2004, 2007, 2010, 2016)

MOST POINTS IN A SHUTOUT VICTORY

59 vs. Tennessee, Oct. 18, 2009**

MOST CONSECUTIVE QUARTERS WITH POINTS SCORED

38 Sept. 10-Nov. 23, 2015

**Tied NFL Record since AFL-NFL merger

PASSING

MOST PASS ATTEMPTS

Game –
70 Drew Bledsoe vs. Minnesota, Nov. 13, 1994

MOST ATTEMPTS, NO INTERCEPTIONS

Game –
70 Drew Bledsoe vs. Minnesota, Nov. 13, 1994

MOST PASS COMPLETIONS

Game –
45 Drew Bledsoe vs. Minnesota, Nov. 13, 1994**

LONGEST PASS COMPLETION

99t Tom Brady at Miami, Sept. 12, 2011 (to Wes Welker)**

MOST TOUCHDOWN PASSES

Quarter –
5 Tom Brady vs. Tennessee, Oct. 18, 2009 (2nd Qtr)

FEWEST PASSES INTERCEPTED

Season –
2 2016

**Tied NFL Record

RECEIVING

LONGEST RECEPTION

99t Wes Welker at Miami, Sept. 12, 2011**

MOST TOUCHDOWN RECEPTIONS

Season –
23 Randy Moss, 2007

MOST TOUCHDOWN RECEPTIONS

Quarter –
3 Randy Moss, 2007

MOST TOUCHDOWN RECEPTIONS BY A TIGHT END

Season –
17 Rob Gronkowski, 2011

MOST TOUCHDOWNS BY A TIGHT END

Season –
18 Rob Gronkowski, 2011

MOST GAMES WITH TWO OR MORE TOUCHDOWN RECEPTIONS

Season –
8 Randy Moss, 2007

**Tied NFL Record

MISCELLANEOUS

MOST OPPONENT FUMBLE RECOVERIES

Game –
3 Steve Nelson vs. Philadelphia, Oct. 8, 1978**

MOST FIRST DOWNS

Season –
444 2012

MOST FIRST DOWNS BY PENALTY

Season –
50 2017

MOST OFFENSIVE PLAYS FROM SCRIMMAGE (TOP 3)

Season –
1,199 (1994)
1,191 (2012)
1,187 (1995)

**Tied NFL Record

PLAYOFF HISTORY



PATRIOTS PLAYOFF RESULTS

ALL-TIME PLAYOFF RESULTS

The Patriots have played in 59 playoff games during their 64-year history, compiling an overall playoff record of 37-22. The Patriots won an NFL-record 10 consecutive playoff games from the 2001 season to the 2005 season. Since Robert Kraft purchased the Patriots in 1994, the team is 33-16 in the playoffs, and its 33 playoff victories are the most in the NFL over that span. ***Neutral site Super Bowls**

ALL-TIME PLAYOFF RESULTS (37-22)

Date	Round	Opponent	W/L	Score
12/28/63	AFL Divisional	at Buffalo	W	26-8
01/05/64	AFL Championship	at San Diego	L	10-51
12/18/76	AFC Divisional	at Oakland	L	21-24
12/31/78	AFC Divisional	Houston	L	14-31
01/08/83	First Round Playoff	Miami	W	13-28
12/28/85	AFC Wild Card	at N.Y. Jets	W	26-14
01/05/86	AFC Divisional	at L.A. Raiders	W	27-20
01/12/86	AFC Championship	at Miami	W	31-14
01/26/86	Super Bowl XX	* Chicago	L	10-46
01/04/87	AFC Divisional	at Denver	L	17-22
01/01/95	AFC Wild Card	at Cleveland	L	13-20
01/05/97	AFC Divisional	Pittsburgh	W	28-3
01/12/97	AFC Championship	* Jacksonville	W	20-6
01/26/97	Super Bowl XXXI	* Green Bay	L	21-35
12/28/97	AFC Wild Card	Miami	W	17-3
01/03/98	AFC Divisional	at Pittsburgh	L	6-7
01/03/99	AFC Wild Card	at Jacksonville	L	10-25
01/19/02	AFC Divisional	Oakland	W	16-13 ot
01/27/02	AFC Championship	at Pittsburgh	W	24-17
02/03/02	Super Bowl XXXVI	* St. Louis	W	20-17
01/10/04	AFC Divisional	Tennessee	W	17-14
01/18/04	AFC Championship	* Indianapolis	W	24-14
02/01/04	Super Bowl XXXVIII	* Carolina	W	32-29
01/16/05	AFC Divisional	Indianapolis	W	20-3
01/23/05	AFC Championship	at Pittsburgh	W	41-27
02/06/05	Super Bowl XXXIX	* Philadelphia	W	24-21
01/07/06	AFC Wild Card	Jacksonville	W	28-3
01/14/06	AFC Divisional	at Denver	L	13-27
01/07/07	AFC Wild Card	N.Y. Jets	W	37-16
01/14/07	AFC Divisional	at San Diego	W	24-21
01/21/07	AFC Championship	at Indianapolis	L	34-38
01/12/08	AFC Divisional	Jacksonville	W	31-20
01/20/08	AFC Championship	* San Diego	W	21-12
02/03/08	Super Bowl XLII	N.Y. Giants	L	14-17
01/10/10	AFC Wild Card	Baltimore	L	14-33
01/16/11	AFC Divisional	N.Y. Jets	L	21-28
01/14/12	AFC Divisional	Denver	W	45-10
01/22/12	AFC Championship	Baltimore	W	23-20
02/05/12	Super Bowl XLVI	* N.Y. Giants	L	17-21
01/13/13	AFC Divisional	Houston	W	41-28
01/20/13	AFC Championship	Baltimore	L	13-28
01/14/14	AFC Divisional	Indianapolis	W	43-22
01/19/14	AFC Championship	at Denver	L	16-26
01/10/15	AFC Divisional	Baltimore	W	35-31
01/18/15	AFC Championship	* Indianapolis	W	45-7
02/01/15	Super Bowl XLIX	* Seattle	W	28-24
01/16/16	AFC Divisional	Kansas City	W	27-20
01/24/16	AFC Championship	at Denver	L	18-20
01/14/17	AFC Divisional	Houston	W	34-16
01/22/17	AFC Championship	Pittsburgh	W	36-17
02/05/17	Super Bowl LI	* Atlanta	W	34-28 ot
01/13/18	AFC Divisional	Tennessee	W	35-14
01/21/18	AFC Championship	Jacksonville	W	24-20
02/04/18	Super Bowl LII	* Philadelphia	L	33-41
01/13/19	AFC Divisional	L.A. Chargers	W	41-28
01/20/19	AFC Championship	at Kansas City	W	37-31 ot
02/03/19	Super Bowl LIII	* L.A. Rams	W	13-3
01/04/20	AFC Wild Card	Tennessee	L	13-20
01/15/22	AFC Wild Card	at Buffalo	L	17-47

PATRIOTS PLAYOFF SEASONS (28)

Year	How Qualified	Record
1963	Div. Champions	1-1
1976	Wild Card	0-1
1978	Div. Champions	0-1
1982*	16-Team Format	0-1
1985	Wild Card	3-1
1986	Div. Champions	0-1
1994	Wild Card	0-1
1996	Div. Champions	2-1
1997	Div. Champions	1-1
1998	Wild Card	0-1
2001	Div. Champions	3-0
2003	Div. Champions	3-0
2004	Div. Champions	3-0
2005	Div. Champions	1-1
2006	Div. Champions	2-1
2007	Div. Champions	2-1
2009	Div. Champions	0-1
2010	Div. Champions	0-1
2011	Div. Champions	2-1
2012	Div. Champions	1-1
2013	Div. Champions	1-1
2014	Div. Champions	3-0
2015	Div. Champions	1-1
2016	Div. Champions	3-0
2017	Div. Champions	2-1
2018	Div. Champions	3-0
2019	Div. Champions	0-1
2021	Wild Card	0-1

NFL PLAYOFF RECORDS

(Minimum 15 Postseason Games)

Team	W	L	Pct.
New England Patriots	37	22	.627
San Francisco 49ers	38	24	.613
Green Bay Packers	37	26	.587
Baltimore Ravens	17	13	.567
Pittsburgh Steelers	36	28	.563
Las Vegas Raiders	25	20	.556
Denver Broncos	23	19	.548
Dallas Cowboys	36	31	.537

MOST PLAYOFF WINS IN A DECADE

Team	Decade	Wins
New England Patriots	2010s	16
New England Patriots	2000s	14
Dallas Cowboys	1970s	14
Pittsburgh Steelers	1970s	14
San Francisco 49ers	1980s	13
Dallas Cowboys	1990s	12
Kansas City Chiefs	2020s	11
Washington Redskins	1980s	11

The Patriots are 23-4 at home in the playoffs in their history. Twenty-seven of the franchise's 28 home playoff games have been played since Robert Kraft bought the team in 1994.



Super Bowl XXXVI

NFL'S LONGEST HOME PLAYOFF WINNING STREAKS

Team	Win Streak	Seasons
Green Bay Packers	13	1939-2001
New England Patriots	11	1996-2008
Seattle Seahawks	10	2005-16
New England Patriots	9	2013-2018
Buffalo Bills	9	1988-1995
Washington Redskins	8	1942-1983



Super Bowl XXXVIII



Super Bowl XXXIX



Super Bowl XLIX



Super Bowl LI



Super Bowl LIII

INDIVIDUAL PLAYOFF RECORDS

SERVICE

GAMES PLAYED

Career –

41	Tom Brady (2001, 03-07, 09-19)
28	Stephen Gostkowski (2006-07, 09, 11-18)
25	Matthew Slater (2009-19, 21)
24	Devin McCourty (2010-19, 21)
22	Tedy Bruschi (1996-98, 2001, 03-07) Patrick Chung (2009-12,14-19)
21	Vince Wilfork (2004-07, 09-12, 14)
20	Troy Brown (1994, 96-98, 2001, 03-06) Matt Light (2001, 03-07, 09-11)

PLAYOFF SCORING

POINTS SCORED

Career –

205	Stephen Gostkowski (39 FGs, 88 PAT kicks)
117	Adam Vinatieri (26 FGs, 39 PAT kicks)
72	Rob Gronkowski (12 rec. TD)
50	James White (5 rush TD, 3 rec. TD, 1 two-point)
48	LeGarrette Blount (8 rush TD)

Game –

24	LeGarrette Blount vs. IND, Jan. 11, 2014 (4 rush TD)
20	James White vs. ATL, Feb. 5, 2017 (2 rush TD, 1 rec. TD, 1 2-pt)
18	Dion Lewis vs. HOU, Jan. 14, 2017 (1 rush TD, 1 rec. TD, 1 ret. TD) LeGarrette Blount vs. IND, Jan. 18, 2015 (3 rush TD) Rob Gronkowski vs. DEN, Jan. 14, 2012 (3 rec. TD) Curtis Martin vs. PIT, Jan. 5, 1997 (3 rush TD) Sony Michel vs. LAC, Jan. 13, 2019 (3 rush TD) Shane Vereen vs. HOU, Jan. 13, 2013 (2 rec. TD, 1 rush TD)

TOUCHDOWNS

Career –

12	Rob Gronkowski (15 games) (12 rec. TD)
8	LeGarrette Blount (8 games) (8 rush TD)
8	James White (12 games) (5 rush TD, 3 rec. TD)
7	David Givens (8 games) (7 rec. TD)
6	Julian Edelman (19 games) (5 rec., 1 rush TD) Danny Amendola (13 games) (6 rec. TD) Tom Brady (41 games) (6 rush TD) Sony Michel (3 games) (6 rush TD)

Game –

4	LeGarrette Blount vs. IND, Jan. 11, 2014 (4 rush TD)
3	Sony Michel vs. LAC, Jan. 13, 2019 (3 rush TD) James White vs. ATL, Feb. 5, 2017 (2 rush TD, 1 rec. TD) Dion Lewis vs. HOU, Jan. 14, 2017 (1 rush TD, 1 rec. TD, 1 ret. TD) LeGarrette Blount vs. IND, Jan. 18, 2015 (3 rush TD) Shane Vereen vs. HOU, Jan. 13, 2013 (2 rec. TD, 1 rush TD) Rob Gronkowski vs. DEN, Jan. 14, 2012 (3 rec. TD) Curtis Martin vs. PIT, Jan. 5, 1997 (3 rush TD)

PLAYOFF SCORING (CONT.)

FIELD GOALS MADE

Career –

39	Stephen Gostkowski (28 games)
26	Adam Vinatieri (17 games)
9	Tony Franklin (5 games)
5	Gino Cappelletti (2 games)

Game –

5	Adam Vinatieri vs. IND, Jan. 18, 2004 (31, 25, 27,21,34)
4	Tony Franklin at NYJ, Dec. 28, 1985 (33, 41, 20, 26) Gino Cappelletti at BUF, Dec. 28, 1963 (28,12, 33, 36) Stephen Gostkowski vs. PIT, Jan. 22, 2017 (31,47,26) Stephen Gostkowski vs. BAL, Jan. 22, 2012 (29, 35, 24) Stephen Gostkowski at SD, Jan. 14, 2007 (50, 34, 31) Stephen Gostkowski vs. NYJ, Jan. 7, 2007 (20, 40, 28) Adam Vinatieri vs. OAK, Jan. 19, 2002 (23, 45, 23)
3	

PLAYOFF FIELD GOALS

FIELD GOALS ATTEMPTED

Career –

44	Stephen Gostkowski (28 games)
34	Adam Vinatieri (17 games)
11	Tony Franklin (5 games)
6	Gino Cappelletti (2 games)

Game –

5	Adam Vinatieri, vs. IND, Jan. 18, 2004 (31, 25, 27, 21, 34) Tony Franklin at NYJ, Dec. 28, 1985 (33, 41, 20, 41w1, 26) Gino Cappelletti, at BUF, Dec. 28, 1963 (28, 12, 33, 36, 45s)
---	--

LONGEST FIELD GOALS

50	Stephen Gostkowski at SD, Jan. 14, 2007
48	Adam Vinatieri at PIT, Jan. 23, 2005 Adam Vinatieri vs. STL, Feb. 3, 2002

INDIVIDUAL PLAYOFF RECORDS

PLAYOFF PASSING

PASSING YARDS

Career –

11,388	Tom Brady (41 games)
1,335	Drew Bledsoe (7 games)
571	Steve Grogan (4 games)
561	Tony Eason (5 games)
489	Vito "Babe" Parilli (2 games)

Game –

505	Tom Brady vs. Philadelphia, Feb. 4, 2018*
466	Tom Brady vs. Atlanta, Feb. 5, 2017
384	Tom Brady vs. Pittsburgh, Jan. 22, 2017
367	Tom Brady vs. Baltimore, Jan. 10, 2015
363	Tom Brady vs. Denver, Jan. 14, 2012

Most 300-yard Games –

16	Tom Brady
1	Vito "Babe" Parilli

PASSING ATTEMPTS

Career –

1,626	Tom Brady (41 games)
252	Drew Bledsoe (7 games)
95	Steve Grogan (4 games)
72	Tony Eason (5 games)
64	Vito "Babe" Parilli (2 games)

Game –

62	Tom Brady vs. Atlanta, Feb. 5, 2017*
56	Tom Brady at Denver, Jan. 24, 2016
54	Tom Brady vs. Baltimore, Jan. 20, 2013
53	Tom Brady vs. Tennessee, Jan. 13, 2018
52	Tom Brady vs. Oakland, Jan. 19, 2002

PASSING COMPLETIONS

Career –

1,025	Tom Brady (41 games)
129	Drew Bledsoe (7 games)
48	Steve Grogan (4 games)
42	Tony Eason (5 games)

Game –

43	Tom Brady vs. Atlanta, Feb. 5, 2017*
37	Tom Brady vs. Seattle, Feb. 1, 2015
35	Tom Brady vs. Tennessee, Jan. 13, 2018
34	Tom Brady vs. L.A. Chargers, Jan. 13, 2019
33	Tom Brady vs. Baltimore, Jan. 10, 2015

COMPLETION PERCENTAGE

Career –

63.2	Mac Jones (1 game) (38-24)
63.0	Tom Brady (41 games) (1,626-1,025)
58.3	Tony Eason (5 games) (72-42)
54.5	Tom Owen (1 game) (22-12)
51.2	Drew Bledsoe (7 games) (252-129)

COMPLETION PERCENTAGE (CONT.)

Game –

92.9	Tom Brady vs. Jacksonville, Jan. 12, 2008 (28-26)*
83.3	Tony Eason at Miami, Jan. 12, 1986 (12-10)
77.3	Tom Brady vs. L.A. Chargers, Jan. 13, 2019 (44-34)
76.5	Tom Brady vs. Denver, Jan. 14, 2012 (34-26)
76.2	Tom Brady vs. Pittsburgh, Jan. 22, 2017 (42-32)

PASSING TOUCHDOWNS

Career –

73	Tom Brady (41 games)
7	Tony Eason (5 games)
6	Drew Bledsoe (7 games)
3	Steve Grogan (4 games)
2	Mac Jones (1 game)
	Vito "Babe" Parilli (2 games)

Game –

6	Tom Brady vs. Denver, Jan. 14, 2012**
4	Tom Brady vs. Seattle, Feb. 1, 2015

INTERCEPTIONS

Career –

35	Tom Brady (41 games)
12	Drew Bledsoe (7 games)
7	Steve Grogan (4 games)
2	Mac Jones (1 game)
	Vito "Babe" Parilli (2 games)

Game –

4	Drew Bledsoe vs. Green Bay, Jan. 26, 1997
3	Drew Bledsoe at Cleveland, Jan. 1, 1995
	Tom Brady vs. Baltimore, Jan. 10, 2010
	Tom Brady vs. San Diego, Jan. 20, 2008
	Tom Brady at San Diego, Jan. 14, 2007

PASSER RATING

Career (Minimum 25 attempts) –

115.6	Tony Eason (5 games)
89.8	Tom Brady (41 games)
75.8	Mac Jones (1 game)
67.8	Vito "Babe" Parilli (2 games)
54.9	Drew Bledsoe (7 games)

Game (Minimum 25 attempts) –

141.4	Tom Brady vs. Jacksonville, Jan. 12, 2008
137.6	Tom Brady vs. Denver, Jan. 14, 2012
132.0	Tony Eason at N.Y. Jets, Dec. 28, 1985
130.9	Tony Eason at Miami, Jan. 12, 1986

** Tied NFL Record

*NFL Record

INDIVIDUAL PLAYOFF RECORDS

PLAYOFF RUSHING

RUSHING ATTEMPTS

Career –

120	Corey Dillon (8 games)
117	Antowain Smith (6 games)
111	LeGarrette Blount (8 games)
100	Tom Brady (41 games)
93	Laurence Maroney (7 games)

Game –

30	LeGarrette Blount vs. Indianapolis, Jan. 18, 2015
29	Sony Michel at Kansas City, Jan. 20, 2019
26	Antowain Smith vs. Carolina, Feb. 1, 2004
25	Laurence Maroney vs. San Diego, Jan. 20, 2008
24	Sony Michel vs. LAC, Jan. 13, 2019
	LeGarrette Blount vs. Indianapolis, Jan. 11, 2014
	Corey Dillon at Pittsburgh, Jan. 23, 2005

RUSHING YARDS

Career –

508	Corey Dillon (8 games)
470	LeGarrette Blount (8 games)
456	Antowain Smith (6 games)
425	Kevin Faulk (19 games)
397	Sony Michel (4 games)

Game –

166	LeGarrette Blount vs. Indianapolis, Jan. 11, 2014
	Curtis Martin, vs. Pittsburgh, Jan. 5, 1997
148	LeGarrette Blount vs. Indianapolis, Jan. 18, 2015
144	Corey Dillon vs. Indianapolis, Jan. 16, 2005
129	Sony Michel vs. LAC, Jan. 13, 2019

Most 100-yard Games –

2	LeGarrette Blount
	Craig James
	Lawrence Maroney
	Sony Michel

LONGEST RUSHES

78t	Curtis Martin vs. Pittsburgh, Jan. 5, 1997
73t	LeGarrette Blount vs. Indianapolis, Jan. 11, 2014
45	Robert Weathers at Miami, Jan. 12, 1986

RUSHING TOUCHDOWNS

Career –

8	LeGarrette Blount (8 games)
6	Tom Brady (41 games)
	Sony Michel (4 games)
5	Curtis Martin (3 games)
	James White (12 games)
4	Corey Dillon (8 games)

Game –

4	LeGarrette Blount vs. Indianapolis, Jan. 11, 2014
3	Sony Michel vs. L.A. Chargers, Jan. 13, 2019
	LeGarrette Blount vs. Indianapolis, Jan. 18, 2015
	Curtis Martin vs. Pittsburgh, Jan. 5, 1997

LONGEST RUSHING TOUCHDOWNS

78	Curtis Martin vs. Pittsburgh, Jan. 5, 1997
73	LeGarrette Blount vs. Indianapolis, Jan. 11, 2014

INDIVIDUAL PLAYOFF RECORDS

PLAYOFF RECEIVING

RECEPTIONS

Career –

118	Julian Edelman (19 games)
81	Rob Gronkowski (16 games)
69	Wes Welker (9 games)
59	James White (12 games)
58	Troy Brown (20 games)

Game –

15	James White vs. L.A. Chargers, Jan. 13, 2019**
14	James White vs. Atlanta, Feb. 5, 2017
11	Danny Amendola vs. Tennessee, Jan. 13, 2018
	Shane Vereen vs. Seattle, Feb. 1, 2015
	Wes Welker vs. N.Y. Giants, Feb. 3, 2008
	Deion Branch vs. Philadelphia, Feb. 6, 2005

Double-Digit Reception Games –

3	Julian Edelman
2	Deion Branch
	James White

RECEIVING YARDS

Career –

1,442	Julian Edelman (19 games)
1,163	Rob Gronkowski (16 games)
852	Deion Branch (14 games)
709	Danny Amendola (13 games)
694	Troy Brown (20 games)

Game –

180	Chris Hogan vs. Pittsburgh, Jan. 22, 2017 (9 rec)
153	Deion Branch at Denver, Jan. 14, 2006 (8)
152	Danny Amendola vs. Philadelphia, Feb. 4, 2018 (8)
151	Julian Edelman vs. LAC, Jan. 13, 2019 (9)
145	Rob Gronkowski vs. Denver, Jan 14, 2012 (10)

RECEIVING YARDS (CONT.)

100-yard Receiving Games –

6	Julian Edelman
4	Deion Branch
	Rob Gronkowski
3	Wes Welker

TOUCHDOWN RECEPTIONS

Career –

12	Rob Gronkowski (16 games)
7	David Givens (8 games)
6	Danny Amendola (13 games)
5	Julian Edelman (19 games)
4	Deion Branch (14 games)
	Chris Hogan (9 games)
	Wes Welker (9 games)

Game –

3	Rob Gronkowski vs. Denver, Jan. 14, 2012
2	Rob Gronkowski vs. Philadelphia, Feb. 4, 2018
	Danny Amendola vs. Jacksonville, Jan. 21, 2018
	Chris Hogan vs. Pittsburgh, Jan. 22, 2017
	Rob Gronkowski vs. Kansas City, Jan. 16, 2016
	Danny Amendola vs. Baltimore, Jan. 10, 2015
	Julian Edelman vs. Baltimore, Jan. 10, 2010
	Shane Vereen vs. Houston, Jan. 13, 2013
	Benjamin Watson vs. Jacksonville, Jan. 12, 2008
	Larry Garron at Buffalo, Dec. 28, 1963
	Stanley Morgan at Denver, Jan. 4, 1987

LONGEST RECEPTIONS

73	Deion Branch from Tom Brady, at Denver, 1/14/06
63t	Benjamin Watson from Tom Brady, vs. Jax., 1/7/06
61t	Deion Branch from Tom Brady, vs. Denver, 1/14/12
60t	Deion Branch from Tom Brady, at Pittsburgh, 1/23/05
59t	Larry Garron from Babe Parilli, at Buffalo, 12/28/63

PLAYOFF SCRIMMAGE YARDS

SCRIMMAGE YARDS (RUSHING & RECEIVING)

Career –

1,523	Julian Edelman (19 games) (81 rush, 1,442 rec.)
1,163	Rob Gronkowski (16 games) (0 rush, 1,163 rec.)
893	Deion Branch (14 games) (41 rush, 852 rec.)
837	Kevin Faulk (19 games) (425 rush, 412 rec.)
725	Danny Amendola (13 games) (16 rush, 709 rec.)

SCRIMMAGE YARDS (CONT.)

Game –

180	Chris Hogan vs. PIT, Jan. 22, 2017 (0 rush, 180 rec.)
175	Curtis Martin vs. PIT, Jan. 5, 1997 (166 rush, 9 rec.)
166	LeGarrette Blount vs. IND, Jan. 11, 2014 (166 rush)
164	Larry Garron at BUF, Dec. 28, 1963 (44 rush, 120 rec.)
162	Laurence Maroney vs. JAX, Jan. 12, 2008 (122 rush, 40 rec.)

INDIVIDUAL PLAYOFF RECORDS

SACKS

Career –

16.0	Willie McGinest (18 games)*
8.0	Mike Vrabel (17 games)
6.0	Rob Ninkovich (15 games)
5.5	Trey Flowers (9 games)
	Kyle Van Noy (10 games)

PLAYOFF SACKS

Game –

4.5	Willie McGinest vs. Jacksonville, Jan. 7, 2006*
3.0	Garin Veris vs. N.Y. Jets, Dec. 28, 1985
3.0	Willie McGinest vs. Tennessee, Jan. 10, 2004
2.5	Trey Flowers vs. Atlanta, Feb. 5, 2017
	Jarvis Green vs. Indianapolis, Jan. 18, 2004

** Tied NFL Record

* NFL Record

INTERCEPTIONS

Career –

7	Rodney Harrison (9 games)
5	Asante Samuel (14 games)
4	Duron Harmon (17 games)
	Ty Law (12 games)
3	Fred Marion (6 games)

Game –

3	Ty Law vs. Indianapolis, Jan. 18, 2004
2	Alfonzo Dennard vs. Indianapolis, Jan. 11, 2014
	Rodney Harrison vs. Philadelphia, Feb. 6, 2005
	Eugene Wilson at Pittsburgh, Jan. 23, 2005
	Ronnie Lippett at L.A. Raiders, Jan. 5, 1986
	Bob Dee at Buffalo, Dec. 28, 1963
	Ross O'Hanley at Buffalo, Dec. 28, 1963

INTERCEPTION RETURN YARDAGE

Career –

158	Asante Samuel (14 games)
118	Rodney Harrison (9 games)
73	Ty Law (12 games)
69	Fred Marion (6 games)
45	Jamie Collins (8 games)

PLAYOFF INTERCEPTIONS

INTERCEPTION RETURN YARDAGE (CONT.)

Game –

87	Rodney Harrison at Pittsburgh, Jan. 23, 2005 (1 int.)
73	Asante Samuel vs. Jacksonville, Jan. 7, 2006 (1)
47	Ty Law vs. St. Louis, Feb. 3, 2002 (1)
40	Todd Collins vs. Miami, Dec. 28, 1997 (1)
39	Asante Samuel at Indianapolis, Jan. 21, 2007 (1)

LONGEST INTERCEPTION RETURN

87	Rodney Harrison, at Pittsburgh, Jan. 23, 2005 (TD)
73	Asante Samuel, vs. Jacksonville, Jan. 7, 2006 (TD)
47	Ty Law, vs. St. Louis, Feb. 3, 2002 (TD)
40	Todd Collins vs. Miami, Dec. 28, 1997 (TD)
39	Asante Samuel at Indianapolis, Jan. 21, 2007 (TD)

INTERCEPTION RETURNS FOR TOUCHDOWNS

3	Asante Samuel (14 games)
1	Rodney Harrison (9 games)
	Ty Law (12 games)
	Todd Collins (5 games)

INDIVIDUAL PLAYOFF RECORDS

PLAYOFF PUNTS

PUNTS

Career –

58	Ryan Allen (16 games)
43	Tom Tupa (6 games)
35	Rich Camarillo (6 games)
34	Ken Walter (6 games)
23	Josh Miller (5 games)

Game –

9	Rich Camarillo at Denver, Jan. 4, 1987 (50.2 avg.)
8	Ken Walter vs. St. Louis, Feb. 3, 2002 (43.1)
	Ken Walter vs. Oakland, Jan. 19, 2002 (35.0)
	Tom Tupa, at Jacksonville, Jan. 3, 1999 (47.3)
	Tom Tupa, vs. Green Bay, Jan. 26, 1997 (45.1)

PUNT RETURNS

Career –

39	Julian Edelman (19 games)
33	Troy Brown (20 games)
18	David Meggett (5 games)
9	Danny Amendola (13 games)
8	Wes Welker (9 games)
	Irving Fryar (4 games)

PUNT RETURN YARDS

Career –

443	Julian Edelman (19 games)
315	Troy Brown (20 games)
165	David Meggett (5 games)
106	Danny Amendola (13 games)
85	Wes Welker (9 games)

Game –

80	Troy Brown at Pittsburgh, Jan. 27, 2002
72	David Meggett vs. Pittsburgh, Jan. 5, 1997
71	Julian Edelman vs. Indianapolis, Jan. 18, 2015
56	Wes Welker vs. Baltimore, Jan. 20, 2013
49	Troy Brown vs. Oakland, Jan. 19, 2002

PUNT AVERAGE

Career (Minimum 10 Punts) –

45.7	Todd Sauerbrun (14 punts)
44.5	Rich Camarillo (35 punts)
44.2	Zoltan Mesko (21 punts)
43.0	Josh Miller (23 punts)
42.9	Ryan Allen (58 punts)

Game –

52.8	Zoltan Mesko vs. Houston, Jan. 13, 2013 (5 punts)
51.4	Todd Sauerbrun at Indianapolis, Jan. 14, 2007 (5 punts)
50.2	Rich Camarillo at Denver, Jan. 4, 1987 (9 punts)
49.0	Ryan Allen vs. Seattle, Feb. 1, 2015 (4 punts)

LONGEST PUNTS

68	Tom Yewcic at San Diego, Jan. 5, 1964
64	Ryan Allen vs. Seattle, Feb. 1, 2015
	Zoltan Mesko vs. Houston, Jan. 13, 2013
62	Rich Camarillo vs. Chicago, Jan. 26, 1986
61	Jake Bailey vs. Tennessee, Jan. 4, 2020
	Zoltan Mesko vs. Houston, Jan. 13, 2013

PLAYOFF PUNT RETURNS

PUNT RETURNS (CONT.)

Game –

7	David Meggett vs. Pittsburgh, Jan. 5, 1997
5	Julian Edelman vs. L.A. Chargers, Jan. 13, 2019
	Troy Brown vs. Oakland, Jan. 19, 2002
	Julian Edelman vs. Indianapolis, Jan. 11, 2014
4	Julian Edelman vs. Houston, Jan. 14, 2017
	Wes Welker vs. Baltimore, Jan. 20, 2013
	Tim Dwight vs. Jacksonville, Jan. 7, 2006
	Troy Brown vs. Carolina, Feb. 1, 2004
	Troy Brown at Jacksonville, Jan. 3, 1999
	David Meggett vs. Green Bay, Jan. 26, 1997
	Irving Fryar at N.Y. Jets, Dec. 28, 1985

LONGEST PUNT RETURN

55t	Troy Brown at Pittsburgh, Jan. 27, 2002
45	Julian Edelman vs. Indianapolis, Jan. 18, 2015
41	Julian Edelman vs. N.Y. Jets, Jan. 16, 2011
28	Danny Amendola at Denver, Jan. 24, 2016
	Wes Welker vs. Baltimore, Jan. 20, 2013
	Julian Edelman vs. Baltimore, Jan. 10, 2010
	Troy Brown vs. Carolina, Feb. 1, 2004
	Art Graham at Buffalo, Dec. 28, 1963

INDIVIDUAL PLAYOFF RECORDS

PLAYOFF KICKOFF RETURNS

KICKOFF RETURNS

Career –

17	Ellis Hobbs (8 games)
15	Patrick Pass (10 games)
	Stephen Starring (5 games)
12	Laurence Maroney (7 games)
11	Bethel Johnson (6 games)
	Dion Lewis (6 games)

Game –

7	Stephen Starring vs. Chicago, Jan. 26, 1986
6	Ellis Hobbs at Indianapolis, Jan. 21, 2007
	Derrick Cullors at Jacksonville, Jan. 3, 1999
5	Gunner Olszewski at Buffalo, Jan. 15, 2022
	Danny Amendola vs. Baltimore, Jan. 10, 2015
	Brandon Tate vs. N.Y. Jets, Jan. 16, 2011
	Patrick Pass vs. Oakland, Jan. 19, 2002
	David Meggett vs. Green Bay, Jan. 26, 1997

KICKOFF RETURN YARDS

Career –

471	Ellis Hobbs (8 games)
336	Patrick Pass (10 games)
315	Stephen Starring (5 games)
268	Dion Lewis (6 games)
257	Laurence Maroney (7 games)

KICKOFF RETURN YARDS (CONT.)

Game –

220	Ellis Hobbs at Indianapolis, Jan. 21, 2007
153	Stephen Starring, vs. Chicago, Jan. 26, 1986
125	Danny Amendola vs. Baltimore, Jan. 10, 2015
124	Dion Lewis vs. Houston, Jan. 14, 2017
117	David Meggett vs. Green Bay, Jan. 26, 1997

LONGEST KICKOFF RETURN

98t	Dion Lewis vs. Houston, Jan. 14, 2017
80	Ellis Hobbs at Indianapolis, Jan. 21, 2007
47	Raymond Clayborn vs. Houston, Dec. 31, 1978
43	Laurence Maroney vs. N.Y. Giants, Feb. 3, 2008
42	Darius Butler vs. Baltimore, Jan. 10, 2010

TEAM PLAYOFF RECORDS

MOST POINTS SCORED

45	vs. Ind., Jan. 18, 2015 (W 45-7)
45	vs. Denver, Jan. 14, 2012 (W 45-10)
43	vs. Ind., Jan. 11, 2014 (W 43-22)
41	vs. L.A. Chargers, Jan. 13, 2019 (W 41-28) vs. Houston, Jan. 13, 2013 (W 41-28) at Pittsburgh, Jan. 23, 2005 (W 41-27)

FEWEST POINTS ALLOWED

3	vs. L.A. Rams, Feb. 3, 2019 (W 13-3) vs. Jacksonville, Jan. 7, 2006 (W 28-3) vs. Indianapolis, Jan. 16, 2005 (W 20-3) vs. Miami, Dec. 28, 1997 (W 17-3) vs. Pittsburgh, Jan. 5, 1997 (W 28-3)
6	vs. Jacksonville, Jan. 12, 1997 (W 20-6)

FIST DOWNS

Total –

37	vs. Atlanta, Feb. 5, 2017
36	at Kansas City, Jan. 20, 2019
31	vs. Tennessee, Jan. 13, 2018
31	vs. Denver, Jan. 14, 2012
30	vs. L.A. Chargers, Jan. 13, 2019

Rushing –

15	at Kansas City, Jan. 20, 2019 at Miami, Jan. 12, 1986
14	vs. Indianapolis, Jan. 18, 2015
13	vs. Indianapolis, Jan. 11, 2014 vs. San Diego, Jan. 20, 2008 vs. N.Y. Jets, Jan. 7, 2007

Passing –

26	vs. Atlanta, Feb. 5, 2017
23	vs. Philadelphia, Feb. 4, 2018
22	vs. Baltimore, Jan. 10, 2015
21	vs. Seattle, Feb. 1, 2015
20	at Kansas City, Jan. 20, 2019 vs. Tennessee, Jan. 13, 2018

Penalty –

7	at Oakland, Dec. 18, 1976
4	vs. L.A. Rams, Feb. 3, 2019 vs. Atlanta, Feb. 5, 2017 at Denver, Jan. 24, 2016

Third Down Efficiency –

.688	vs. N.Y. Jets, Jan. 7, 2007 (11/16)
.684	at Kansas City, Jan. 20, 2019 (13/19)
.667	vs. Indianapolis, Jan. 18, 2015 (12/18)
.647	vs. Tennessee, Jan. 13, 2018 (11/18)
.647	vs. Pittsburgh, Jan. 22, 2017 (11/17)

TOTAL NET YARDS

Game –

613	vs. Philadelphia, Feb. 4, 2018 (113 R, 500 P, 72 plays)
546	vs. Atlanta, Feb. 5, 2017 (104 R, 442 P, 93 plays)
524	at Kansas City, Jan. 20, 2019 (176 R, 348 P, 94 plays)
509	vs. Denver, Jan. 14, 2012 (146 R, 363 P, 64 plays)
498	vs. L.A. Chargers, Jan. 13, 2019 (155 R, 343 P, 78 plays)

NUMBER OF PLAYS

94	at Kansas City, Jan. 20, 2019 (48R, 46P)
93	vs. Atlanta, Feb. 5, 2017 (25R, 68P)
84	vs. Oak., Jan. 19, 2002 (30R, 54P)
83	vs. Carolina, Feb. 1, 2004 (35R, 48P)
82	vs. Baltimore, Jan. 20, 2013 (28R, 54P)

NUMBER OF TWO-POINT PLAYS MADE

2	vs. Atlanta, Feb. 5, 2017 (1R, 1P)
1	Four times. Most Recent: vs. Indianapolis, Jan. 11, 2014 (1R)

RUSHING

Attempts –

59	at Miami, Jan. 12, 1986
49	at Oakland, Dec. 18, 1976 at L.A. Raiders, Jan. 5, 1986
48	at Kansas City, Jan. 20, 2019
46	vs. Indianapolis, Jan. 11, 2014
40	vs. Indianapolis, Jan. 18, 2015

Rushing Yards –

255	at Miami, Jan. 12, 1986
234	vs. Indianapolis, Jan. 11, 2014
210	vs. Indianapolis, Jan. 16, 2005
194	vs. Pittsburgh, Jan. 5, 1997
177	vs. Indianapolis, Jan. 18, 2015

Rushing Touchdowns –

6	vs. Indianapolis, Jan. 11, 2014
4	at Kansas City, Jan. 20, 2019 vs. L.A. Chargers, Jan. 13, 2019
3	vs. Pittsburgh, Jan. 5, 1997 vs. Indianapolis, Jan. 18, 2015

PASSING

Attempts –

63	vs. Atlanta, Feb. 5, 2017
56	at Denver, Jan. 24, 2016
54	vs. Baltimore, Jan. 20, 2013
53	vs. Tennessee, Jan. 13, 2018
52	vs. Oakland, Jan. 19, 2002

Completions –

43	vs. Atlanta, Feb. 5, 2017*
37	vs. Seattle, Feb. 1, 2015
35	vs. Tennessee, Jan. 13, 2018
34	vs. L.A. Chargers, Jan. 13, 2019
34	vs. Baltimore, Jan. 10, 2015

Net Yards Passing –

500	vs. Philadelphia, Feb. 4, 2018*
442	vs. Atlanta, Feb. 5, 2017
408	vs. Baltimore, Jan. 10, 2015
374	vs. Pittsburgh, Jan. 22, 2017
363	vs. Denver, Jan. 14, 2012

*NFL Record

TEAM PLAYOFF RECORDS

PASSING TOUCHDOWNS

- 6 vs. Denver, Jan. 14, 2012
- 4 vs. Seattle, Feb. 1, 2015
- vs. Baltimore, Jan. 10, 2015
- 3 vs. Philadelphia, Feb. 4, 2018
- vs. Tennessee, Jan. 13, 2018
- vs. Pittsburgh, Jan. 22, 2017
- vs. Indianapolis, Jan. 18, 2015
- vs. Houston, Jan. 13, 2013
- vs. Jacksonville, Jan. 12, 2008
- vs. Jacksonville, Jan. 7, 2006
- vs. Carolina, Feb. 1, 2004
- at Miami, Jan. 12, 1986

Interceptions (Most) –

- 4 vs. Green Bay, Jan. 26, 1997
- 3 Five Times. Most Recent:
vs. Baltimore, Jan. 10, 2010

Interceptions (Fewest) –

- 0 Many times, Most Recent:
vs. L.A. Chargers, Jan. 13, 2019

PUNTING

Most Punts For –

- 9 at Denver, Jan. 4, 1987 (50.2 avg.)
- 8 Four times. Most Recent:
vs. St. Louis Feb. 3, 2002 (43.1)

Fewest Punts For –

- 0 vs. Philadelphia, Feb. 4, 2018
- 1 vs. Jacksonville, Jan. 12, 2008
- 2 at Kansas City, Jan. 20, 2019
- vs. Pittsburgh, Jan. 22, 2017
- vs. Baltimore, Jan. 22, 2012
- vs. N.Y. Jets, Jan. 7, 2007
- vs. Indianapolis, Jan. 18, 2004

DEFENSE

Fewest Yards Allowed –

- 162 vs. Miami, Dec. 28, 1997
- 209 vs. Indianapolis, Jan. 18, 2015
- 213 vs. Pittsburgh, Jan. 5, 1997
- 230 vs. Oakland, Jan. 19, 2002

Most Yards Allowed –

- 610 at San Diego, Jan. 5, 1963
- 538 vs. Philadelphia, Feb. 4, 2018
- 507 at Denver, Jan. 19, 2014
- 482 at Buffalo, Jan. 15, 2022
- 455 at Indianapolis, Jan. 21, 2007
- 448 vs. Miami, Jan 8, 1983

Sacks –

- 8 vs. Tennessee, Jan. 13, 2018 (52 yds)
- 6 vs. Jacksonville, Jan. 7, 2006 (42 yds)
- 5 vs. Atlanta, Feb. 5, 2017 (44 yds)
- vs. Denver, Jan. 14, 2012 (28 yds)
- vs. Green Bay, Jan. 26, 1997 (38)
- at N.Y. Jets, Dec. 28, 1985 (51)

GREATEST PLAYOFF COMEBACKS

Rank	Date	Opponent	Largest Deficit	Largest Deficit Score	Final Score
1.	02/05/17	vs. Atlanta	25 points	28-3	34-28 ot
2.	01/10/15	vs. Baltimore	14 Points	14-0, 28-14	35-31
3.	01/21/18	vs. Jacksonville	11 Points	14-3	24-20
	01/14/07	@ San Diego	11 Points	14-3	24-21

DEFENSE (CONT.)

Interceptions –

- 4 vs. Indianapolis, Jan. 11, 2014
- vs. Indianapolis, Jan. 18, 2004
- at Buffalo, Dec. 28, 1964
- 3 vs. Houston, Jan. 14, 2017
- vs. Philadelphia, Feb. 6, 2005
- at Pittsburgh, Jan. 23, 2005
- at Pittsburgh, Jan. 27, 2002
- at L.A. Raiders, Jan. 5, 1986

Turnovers Forced –

- 6 at Miami, Jan. 12, 1986 (2 INT, 4 FR)
- at L.A. Raiders, Jan. 5, 1986 (3 INT, 3 FR)
- at Buffalo, Dec. 28, 1963 (4 INT, 2 FR)
- vs. Ind., Jan. 18, 2004 (4 INT, 1 FR)
- 4 vs. Ind., Jan. 11, 2014 (4 INT)
- at S.D., Jan. 14, 2007 (1 INT, 3 FR)
- vs. Phila., Feb. 6, 2005 (3 INT, 1 FR)
- at Pitt., Jan. 23, 2005 (3 INT, 1 FR)
- at Pitt., Jan. 27, 2002 (3 INT, 1 FR)
- vs. Jac., Jan. 12, 1997 (2 INT, 2 FR)
- at N.Y. Jets, Dec. 28, 1985 (2 INT, 2 FR)

PENALTIES

Most –

- 12 at Pittsburgh Jan. 27, 2002 (87 yds)
- 10 at Oakland, Dec. 18, 1976 (83)
- 9 vs. L.A. Chargers, Jan. 13, 2019 (75)
- 8 at Indianapolis, Jan. 21, 2007 (63)
- at Denver, Jan. 14, 2006 (82)
- vs. Carolina, Feb. 1, 2004 (60)
- vs. Houston, Dec. 31, 1978 (92)

Fewest –

- 1 vs. Philadelphia, Feb. 4, 2018 (5 yds)
- vs. Jacksonville, Jan. 21, 2018 (10)
- vs. Baltimore, Jan. 22, 2012 (5)
- at Pittsburgh, Jan. 23, 2005 (5)
- vs. Oakland Jan. 19, 2002 (15)
- at N.Y. Jets, Dec. 28, 1985 (10)
- at San Diego, Jan. 5, 1964 (18)

Most Yards Lost –

- 92 vs. Hou., Dec. 31, 1978 (8 pen.)
- 87 at Pittsburgh Jan. 27, 2002 (12)
- 83 at Oakland, Dec. 18, 1976 (10)
- 82 at Denver, Jan. 14, 2006 (8)

Fewest Yards Lost –

- 5 vs. Philadelphia, Feb. 4, 2018 (1)
- vs. Baltimore, Jan. 22, 2012 (1)
- at Pittsburgh, Jan. 23, 2005 (1)
- vs. Jacksonville, Jan. 12, 1997 (2)
- 10 vs. Jacksonville, Jan. 21, 2018 (1)
- vs. Pittsburgh, Jan. 22, 2017 (2)
- at N.Y. Jets, Dec. 28, 1985 (1)
- 14 vs. Tennessee, Jan. 10, 2004 (2)

1963 AFL CHAMPIONSHIP GAME

1963 AFL CHAMPIONSHIP GAME • SAN DIEGO 51, BOSTON 10 • BALBOA STADIUM

January 5, 1964 • Weather: 71 degrees; wind NW 11 mph • Attendance - 30,127

	1	2	3	4	OT	F
Boston Patriots	7	3	0	0	--	10
San Diego Chargers	21	10	7	13	--	51

TEAM	Q	PLAY	SCORE			
			Visitor	Home		
SD	1	T. Rote 2 yd run (G. Blair kick)	0	7		
SD	1	K. Lincoln 67 yd run (G. Blair kick)	0	14		
BOS	1	L. Garron 7 yd run (G. Cappelletti kick)	7	14		
SD	1	P. Lowe 58 yd run (G. Blair kick)	7	21		
SD	2	G. Blair 11 yd field goal	7	24		
BOS	2	G. Cappelletti 15 yd field goal	10	24		
SD	2	D. Norton 14 yd pass from T. Rote (G. Blair kick)	10	31		
SD	3	L. Alworth 48 yd pass from T. Rote (G. Blair kick)	10	38		
SD	4	K. Lincoln 25 yd pass from J. Hadl (pass failed)	10	44		
SD	4	J. Hadl 1 yd run (G. Blair kick)	10	51		

FINAL INDIVIDUAL STATISTICS

RUSHING						RUSHING					
NO	YDS	AVG	LG	TD		NO	YDS	AVG	LG	TD	
H. Crump	7	18	2.6	6	0	K. Lincoln	13	206	15.8	67t	1
L. Garron	3	15	5.0	7t	1	P. Lowe	12	94	7.8	58t	1
B. Lott	3	15	5.0	6	0	T. Rote	4	15	3.8	10	1
T. Yewcic	1	14	14.0	14	0	G. McDougall	1	2	2.0	2	0
V. Parilli	1	10	10.0	10	0	J. Hadl	1	1	1.0	1t	1
R. Burton	1	3	3.0	3	0	B. Jackson	1	0	0.0	0	0
Patriots:	16	75	4.7	14	1	Chargers:	32	318	9.9	67t	4

RECEIVING						RECEIVING					
NO	YDS	AVG	LG	TD		NO	YDS	AVG	LG	TD	
R. Burton	4	12	3.0	8	0	K. Lincoln	7	123	17.6	32	1
J. Colclough	3	26	8.7	10	0	L. Alworth	4	77	19.3	48	1
G. Cappelletti	2	72	36.0	49	0	J. MacKinnon	2	53	26.5	33	0
A. Graham	2	68	34.0	45	0	D. Norton	2	44	22.0	30	1
H. Crump	2	28	14.0	28	0	D. Kocourek	1	5	5.0	5	0
B. Lott	2	16	8.0	11	0	G. McDougall	1	3	3.0	3	0
L. Garron	2	6	3.0	5	0	Chargers:	17	305	17.9	48	3
Patriots:	17	228	13.4	49	0						

INTERCEPTIONS						INTERCEPTIONS					
NO	YDS	AVG	LG	TD		NO	YDS	AVG	LG	TD	
None						B. Mitinger	1	5	5.0	5	0
						P. Maguire	1	10	10.0	10	0
						Chargers:	2	15	7.5	10	0

PUNTING						PUNTING					
NO	YDS	AVG	LG	TD		NO	YDS	AVG	LG	TD	
T. Yewcic	7	328	46.9	68		R. Maguire	2	87	43.5	44	

PUNT RET.						PUNT RET.					
NO	YDS	AVG	LG	TD		NO	YDS	AVG	LG	TD	
None						None					

KICKOFF RET.						KICKOFF RET.					
NO	YDS	AVG	LG	TD		NO	YDS	AVG	LG	TD	
L. Garron	2	32	16.0	17	0	L. Alworth	2	47	23.5	28	0
H. Crump	2	31	15.5	22	0	P. Lowe	1	23	23.0	23	0
R. Burton	2	27	13.5	18	0	Chargers:	3	70	23.3	62	0
B. Suci	1	18	18.0	18	0						
T. Romeo	1	9	9.0	9	0						
B. Yates	1	5	5.0	5	0						
Patriots:	9	122	13.6	22	0						

PASSING										
A	C	YDS	PCT.	TD	I	LG	S/YD	RATING		
B. Parilli	29	14	189	48.3	0	1	49	0/0	55.1	
T. Yewcic	8	3	39	37.5	0	1	23	0/0	14.1	
Patriots:	37	17	228	45.9	0	2	45	0/0	43.5	

PASSING										
A	C	YDS	PCT.	TD	I	LG	S/YD	RATING		
T. Rote	15	10	173	66.6	2	0	48	0/0	145.3	
J. Hadl	10	6	112	60.0	1	0	33	0/0	132.1	
K. Lincoln	1	1	20	100.0	0	0	20	0/0	118.8	
Chargers:	25	16	305	64.0	3	0	48	0/0	145.8	

TEAM STATISTICS		BOS	SD
TOTAL FIRST DOWNS		14	21
By Rushing		6	11
By Passing		8	9
By Penalty		0	1
TOTAL NET YARDS		262	610
Total Offensive Plays		59	60
NET YARDS RUSHING		75	318
Total Rushing Plays		16	32
Avg. per Rush		4.7	9.9
NET YARDS PASSING		186	292
Gross Yards Passing		228	305
Att.-Comp.-I		37-17-2	26-17-0
Completion Pct.		45.9	65.4
PUNTS/AVERAGE		7/47	2/43.5
PENALTIES/YARDS		1/18	6/30
FUMBLES/BALLS LOST		1/0	1/1
FIELD GOALS		15	11

BOSTON PATRIOTS STARTING LINEUP

WR	G. Cappelletti	DE	B. Dee
T	D. Oakes	DT	H. Antwine
G	C. Long	DT	J. Richardson
C	W. Cudzik	DE	L. Eisenhauer
G	B. Neighbors	LB	T. Addison
T	M. Graham	LB	N. Buoniconti
TE	T. Romeo	LB	J. Rudolph
WR	J. Colclough	CB	D. Felt
QB	V. Parilli	CB	B. Suci
RB	R. Burton	S	R. Hall
FB	L. Garron	S	R. O'Hanley

SAN DIEGO CHARGERS STARTING LINEUP

WR	D. Norton	DE	E. Faison
T	E. Wright	DT	H. Schmidt
G	S. DeLuca	DT	G. Gross
C	D. Rogers	DE	B. Patrich
G	P. Shea	LB	E. Karas
T	R. Mix	LB	C. Allen
TE	D. Kocourck	LB	P. Maguire
WR	L. Alworth	CB	B. Whitehead
QB	T. Rote	CB	D. Harris
RB	K. Lincoln	S	G. Blair
FB	P. Lowe	S	G. Gluck

GAME NOTES

- This was the first of 10 championship games involving the Patriots. (also Super Bowls XX, XXXI, XXXVI, XXXVIII, XXXIX, XLII, XLVI, XLIX and LI).
- The 610 yards yielded by the Patriots defense still ranks as the highest total ever given up by the Patriots.
- The Patriots committed only one penalty versus the Chargers. It is the lowest single game total in team playoff history (tied with Dec. 28, 1985 at N.Y. Jets).

SUPER BOWL XX

SUPER BOWL XX • CHICAGO 46, NEW ENGLAND 10 • LOUISIANA SUPERDOME

January 26, 1986 • Weather: indoors • Attendance - 73,818

	1	2	3	4	OT	F
Chicago Bears	13	10	21	2	--	46
New England Patriots	3	0	0	7	--	10

TEAM	Q	PLAY	SCORE	
			Visitor	Home
NE	1	T. Franklin 36 yd field goal	0	3
CHI	1	K. Butler 28 yd field goal	3	3
CHI	1	K. Butler 24 yd field goal	6	3
CHI	1	M. Suhey 11 yd run (K. Butler kick)	13	3
CHI	2	J. McMahon 2 yd run (K. Butler kick)	20	3
CHI	2	K. Butler 24 yd field goal	23	3
CHI	3	J. McMahon 1 yd run (K. Butler kick)	30	3
CHI	3	R. Phillips 28 yd interception return (K. Butler kick)	37	3
CHI	3	W. Perry 1 yd run (K. Butler kick)	44	3
NE	4	I. Fryar 8 yd pass from S. Grogan (T. Franklin kick)	44	10
CHI	4	Safety, S. Grogan tackled by H. Waechter in end zone	46	10

FINAL INDIVIDUAL STATISTICS

RUSHING					RUSHING					
NO	YDS	AVG	LG	TD	NO	YDS	AVG	LG	TD	
T. Collins	3	4	1.3	3	0	W. Payton	22	61	2.8	7
R. Weathers	1	3	3.0	3	0	M. Suhey	11	52	4.7	11
S. Grogan	1	3	3.0	3	0	T. Sanders	4	15	3.8	10
C. James	5	1	0.2	3	0	D. Gentry	3	15	5.0	8
G. Hawthorne	1	-4	-4.0	-4	0	J. McMahon	5	14	2.8	7
Patriots:	11	7	0.6	3	0	C. Thomas	2	8	4.0	7
						W. Perry	1	1	1.0	1t
						S. Fuller	1	1	1.0	1
						Bears:	49	167	3.4	11

RECEIVING					RECEIVING					
NO	YDS	AVG	LG	TD	NO	YDS	AVG	LG	TD	
S. Morgan	7	70	10.0	19	0	W. Gault	4	129	32.3	60
S. Starring	2	39	19.5	24	0	D. Gentry	2	41	20.5	27
I. Fryar	2	24	12.0	16	1	K. Margerum	2	36	18.0	29
T. Collins	2	19	9.5	11	0	E. Moorehead	2	22	11.0	14
D. Ramsey	2	16	8.0	11	0	M. Suhey	1	24	24.0	24
C. James	1	6	6.0	6	0	C. Thomas	1	4	4.0	4
R. Weathers	1	3	3.0	3	0	Bears:	12	256	21.3	60
Patriots:	17	177	10.4	24	1					

INTERCEPTIONS					INTERCEPTIONS				
NO	YDS	AVG	LG	TD	NO	YDS	AVG	LG	TD
None					R. Phillips	1	28	28.0	28t
					J. Morrissey	1	47	47.0	47
					Bears:	2	75	37.5	47

PUNTING					PUNTING						
NO	YDS	AVG	TB	IN20	LG	NO	YDS	AVG	TB	IN20	LG
R. Camarillo	6	263	43.8	1	1	M. Buford	4	173	43.3	1	152

PUNT RET.					PUNT RET.							
NO	FC	YDS	AVG	LG	TD	NO	FC	YDS	AVG	LG	TD	
I. Fryar	2	0	22	11.0	12	0	K. Ortego	2	1	20	10.0	12

KICKOFF RET.					KICKOFF RET.					
NO	YDS	AVG	LG	TD	NO	YDS	AVG	LG	TD	
S. Starring	7	153	21.9	36	0	W. Gault	4	49	12.3	18

PASSING	A	C	YDS	PCT.	TD	I	LG	S/YD	RATING
S. Grogan	30	17	177	56.7	1	2	24	4/33	57.2
T. Eason	6	0	0	0.0	0	0	0	3/28	39.6
Patriots:	36	17	177	47.2	1	2	24	7/61	48.0

PASSING	A	C	YDS	PCT.	TD	I	LG	S/YD	RATING
J. McMahon	20	12	256	60.0	0	0	60	1/3	104.2
W. Fuller	4	0	0	0.0	0	0	0	1/11	39.6
W. Perry	0	0	0	0.0	0	0	0	1/1	--
Bears:	24	12	256	50.0	0	0	60	3/15	88.2

TEAM STATISTICS	CHI	NE
TOTAL FIRST DOWNS	23	12
By Rushing	13	1
By Passing	9	10
By Penalty	1	1
Third Down: Md/Att.	7/14	1/10
Third Down: Eff.	50%	10%
TOTAL NET YARDS	408	123
Total Offensive Plays	76	54
Average Per Play	5.4	2.3
NET YARDS RUSHING	167	7
Total Rushing Plays	49	11
Avg. per Rush	3.4	0.6
NET YARDS PASSING	241	116
Sacked/Yards Lost	3/15	7/61
Gross Yards Passing	256	177
Att.-Comp.-I	24-12-0	36-17-2
Completion Pct.	50.0	47.2
PUNTS/AVERAGE	4/43.4	6/43.8
PENALTIES/YARDS	7/40	5/35
FUMBLES/BALLS LOST	3/2	4/4
FIELD GOALS	28,24,24	36

NE PATRIOTS STARTING LINEUP

WR	S. Morgan	DE	G. Veris
T	B. Holloway	NT	L. Williams
G	J. Hannah	DE	J. Adams
C	P. Brock	LB	A. Tippett
G	R. Wooten	LB	S. Nelson
T	S. Moore	LB	L. McGrew
TE	L. Dawson	LB	D. Blackburn
WR	S. Starring	CB	R. Lippett
QB	T. Eason	CB	R. Clayborn
RB	T. Collins	S	R. James
FB	C. James	S	F. Marion

CHICAGO BEARS STARTING LINEUP

WR	W. Gault	DE	D. Hampton
T	J. Covert	DL	S. McMichael
G	M. Bortz	DL	W. Perry
C	J. Hilgenberg	DE	R. Dent
G	T. Thayer	LB	O. Wilson
T	K. VanHorne	LB	M. Singletary
TE	E. Moorehead	LB	W. Marshall
WR	D. McKinnon	CB	M. Richardson
QB	J. McMahon	CB	L. Frazier
RB	W. Payton	S	D. Duerson
FB	M. Suhey	S	G. Fencik

GAME NOTES

• This game marked the Patriots' first trip to the Super Bowl and the team's first title game appearance in 22 years.

• New England scored the quickest points in Super Bowl history when K. Tony Franklin booted a 36-yard field goal 1:19 into the contest.

PLAYOFF HISTORY

SUPER BOWL XXXI

SUPER BOWL XXXI • GREEN BAY 35, NEW ENGLAND 21 • LOUISIANA SUPERDOME

January 26, 1997 • Weather: Indoors • Attendance - 72,301

	1	2	3	4	OT	F
New England Patriots	14	0	7	0	--	21
Green Bay Packers	10	17	8	0	--	35

TEAM	Q	PLAY	SCORE	
			Visitor	Home
GB	1	A. Rison 54 yd pass from B. Favre (C. Jacke kick)	0	7
GB	1	C. Jacke 37 yd field goal	0	10
NE	1	K. Byars 1 yd pass from D. Bledsoe (A. Vinatieri kick)	7	10
NE	1	B. Coates 4 yd pass from D. Bledsoe (A. Vinatieri kick)	14	10
GB	2	A. Freeman 81 yd pass from B. Favre (C. Jacke kick)	14	17
GB	2	C. Jacke 31 yd field goal	14	20
GB	2	B. Favre 2 yd run (C. Jacke kick)	14	27
NE	3	C. Martin 18 yd run (A. Vinatieri kick)	21	27
GB	3	D. Howard 99 yd kickoff return (M. Chmura-B. Favre pass)	21	35

FINAL INDIVIDUAL STATISTICS

RUSHING						RUSHING					
	NO	YDS	AVG	LG	TD		NO	YDS	AVG	LG	TD
C. Martin	11	42	3.8	18t	1	D. Levens	14	61	4.4	12	0
D. Bledsoe	1	1	1.0	1	0	E. Bennett	17	40	2.4	10	0
D. Meggett	1	0	0	0	0	B. Favre	4	12	3.0	12	1
Patriots:	13	43	3.3	18t	1	W. Henderson	1	2	2.0	2	0
						Packers:	36	115	3.2	12	1

RECEIVING						RECEIVING					
	NO	YDS	AVG	LG	TD		NO	YDS	AVG	LG	TD
B. Coates	6	67	11.2	19	1	A. Freeman	3	105	35.0	81t	1
T. Glenn	4	62	15.5	44	0	D. Levens	3	23	7.7	14	0
K. Byars	4	42	10.5	32	1	A. Rison	2	77	38.5	54t	1
S. Jefferson	3	34	11.3	14	0	W. Henderson	2	14	7.0	8	0
C. Martin	3	28	9.3	20	0	M. Chmura	2	13	6.5	8	0
D. Meggett	3	8	2.7	5	0	K. Jackson	1	10	10.0	10	0
V. Brisby	2	12	6.0	7	0	E. Bennett	1	4	4.0	4	0
Patriots:	25	253	10.1	44	2	Packers:	14	246	17.6	81t	2

INTERCEPTIONS						INTERCEPTIONS					
	NO	YDS	AVG	LG	TD		NO	YDS	AVG	LG	TD
None						B. Williams	1	16	16.0	16	0
						M. Prior	1	8	8.0	8	0
						D. Evans	1	0	0	0	0
						C. Newsome	1	0	0	0	0
						Packers:	4	24	6.0	16	0

PUNTING						PUNTING							
	NO	YDS	AVG	TB	IN20	LG		NO	YDS	AVG	TB	IN20	LG
T. Tupa	8	361	45.1	0	3	53	C. Henrich	7	299	42.7	0	1	58

PUNT RET.						PUNT RET.							
	NO	FC	YDS	AVG	LG	TD		NO	FC	YDS	AVG	LG	TD
D. Meggett	4	2	30	7.5	20	0	D. Howard	6	1	90	15.0	34	0
[DOWNED]	1						[OUT OF BOUNDS]	1					

KICKOFF RET.						KICKOFF RET.					
	NO	YDS	AVG	LG	TD		NO	YDS	AVG	LG	TD
D. Meggett	5	117	23.4	26	0	D. Howard	4	154	38.5	99t	1
H. Graham	1	18	18.0	18	0						
Patriots:	6	135	22.5	26	0						

PASSING										
	A	C	YDS	PCT.	TD	I	LG	S/YD	RATING	
D. Bledsoe	48	25	253	52.1	2	4	44	5/39	46.6	
Patriots:	48	25	253	52.1	2	4	44	5/39	46.6	

PASSING										
	A	C	YDS	PCT.	TD	I	LG	S/YD	RATING	
B. Favre	27	14	246	51.9	2	0	81t	5/38	107.9	
Packers:	27	14	246	51.9	2	0	81t	5/38	107.9	

TEAM STATISTICS			NE	GB
TOTAL FIRST DOWNS	23	12		
By Rushing	3	8		
By Passing	12	6		
By Penalty	1	2		
Third Down: Md/Att.	4/14	3/15		
Third Down: Eff.	29%	20%		
TOTAL NET YARDS	257	323		
Total Offensive Plays	66	68		
Avg. per Play	3.9	4.8		
NET YARDS RUSHING	43	115		
Total Rushing Plays	13	36		
Avg. per Rush	3.3	3.2		
NET YARDS PASSING	214	208		
Sacked/Yards Lost	5/39	5/38		
Gross Yards Passing	253	246		
Att.-Comp.-Int	48-25-4	27-14-0		
Completion Pct.	52.1	51.9		
PUNTS/AVERAGE	8/45.1	7/42.7		
PENALTIES/YARDS	2/22	3/41		
FUMBLES/BALLS LOST	0/0	0/0		
FIELD GOALS	None	3/31, 4/7		

NE PATRIOTS STARTING LINEUP

WR	S. Jefferson	DE	F. Collons
T	B. Armstrong	DL	M. Wheeler
G	W. Roberts	DL	P. Sagapolutele
C	D. Wohlabaugh	DE	W. McGinest
G	T. Rucci	LB	C. Slade
T	M. Lane	LB	T. Johnson
TE	B. Coates	LB	T. Collins
WR	T. Glenn	CB	T. Law
QB	D. Bledsoe	CB	O. Smith
RB	C. Martin	S	L. Milloy
FB	K. Byars	S	W. Clay

GREEN BAY PACKERS STARTING LINEUP

WR	A. Freeman	LE	R. White
T	B. Wilkerson	DT	S. Dotson
G	A. Taylor	NT	G. Brown
C	F. Winters	DE	S. Jones
G	A. Timmerman	LB	W. Simmons
T	E. Dotson	LB	R. Cox
TE	M. Chmura	LB	B. Williams
WR	A. Rison	CB	C. Newsome
QB	B. Favre	CB	D. Evans
RB	E. Bennett	S	L. Butler
RB	W. Henderson	S	E. Robinson

GAME NOTES

- The Patriots were within six points (27-21) in the third quarter, but Green Bay's four interceptions and a kickoff return for a touchdown helped the Packers to victory.
- The two teams combined for a Super Bowl record 24 points in the first quarter. (New England - 14; Green Bay - 10)
- Green Bay's Desmond Howard became the first special teams player to be awarded the Super Bowl MVP trophy.

SUPER BOWL XXXVI

SUPER BOWL XXXVI • NEW ENGLAND 20, ST. LOUIS 17 • LOUISIANA SUPERDOME

February 3, 2002 • Weather: Indoors • Attendance - 72,922

	1	2	3	4	OT	F
St. Louis Rams	3	0	0	14	--	17
New England Patriots	0	14	3	3	--	20

TEAM	Q	PLAY	SCORE			
			Visitor	Home		
STL	1	J. Wilkins 50 yd field goal	3	0		
NE	2	T. Law 47 yd interception return (A. Vinatieri kick)	3	7		
NE	2	D. Patten 8 yd pass from T. Brady (A. Vinatieri kick)	3	14		
NE	3	A. Vinatieri 37 yd field goal	3	17		
STL	4	K. Warner 2 yd run (J. Wilkins kick)	10	17		
STL	4	R. Proehl 26 yd pass from K. Warner (J. Wilkins kick)	17	17		
NE	4	A. Vinatieri 48 yd field goal	17	20		

FINAL INDIVIDUAL STATISTICS

RUSHING					RUSHING					
NO	YDS	AVG	LG	TD	NO	YDS	AVG	LG	TD	
M. Faulk	17	76	4.5	15	0	A. Smith	18	92	5.1	17
K. Warner	3	6	2.0	5	1	D. Patten	1	22	22.0	22
A. Hakim	1	5	5.0	5	0	K. Faulk	2	15	7.5	8
J. Hodgins	1	3	3.0	3	0	M. Edwards	2	5	2.5	3
Rams:	22	90	4.1	15	1	T. Brady	1	3	3.0	3
						J. Redmond	1	-4	-4.0	-4
						Patriots:	25	133	5.3	22

RECEIVING					RECEIVING					
NO	YDS	AVG	LG	TD	NO	YDS	AVG	LG	TD	
A. Hakim	5	90	18.0	29	0	T. Brown	6	89	14.8	23
I. Bruce	5	56	11.2	22	0	J. Redmond	3	24	8.0	11
T. Holt	5	49	9.8	18	0	J. Wiggins	2	14	7.0	8
M. Faulk	4	54	13.5	22	0	M. Edwards	2	7	3.5	5
R. Proehl	3	71	23.7	30	1	D. Patten	1	8	8.0	8t
J. Robinson	2	18	9.0	12	0	A. Smith	1	4	4.0	4
E. Conwell	2	8	4.0	9	0	K. Faulk	1	-1	-1.0	-1
Y. Murphy	1	11	11.0	11	0	Patriots:	16	145	9.1	23
J. Hodgins	1	8	8.0	8	0					
Rams:	28	365	13.0	30	1					

INTERCEPTIONS					INTERCEPTIONS					
NO	YDS	AVG	LG	TD	NO	YDS	AVG	LG	TD	
None					T. Law	1	47	47.0	47t	1
					O. Smith	1	30	30.0	0	0
					Patriots:	2	77	38.5	47t	1

PUNTING					PUNTING							
NO	YDS	AVG	TB	IN20	LG	NO	YDS	AVG	TB	IN20	LG	
J. Baker	4	159	39.8	1	3	49	K. Walter	8	345	43.1	4	2

PUNT RET.					PUNT RET.							
NO	FC	YDS	AVG	LG	TD	NO	FC	YDS	AVG	LG	TD	
D. Bly	3	2	6	2.0	7	0	T. Brown	1	1	4	4.0	4
[OUT OF BOUNDS]	1						[OUT OF BOUNDS]	1				
[TOUCHBACK]	1						[TOUCHBACK]	1				

KICKOFF RET.					KICKOFF RET.					
NO	YDS	AVG	LG	TD	NO	YDS	AVG	LG	TD	
Y. Murphy	3	81	27.0	38	0	P. Pass	3	85	28.3	35
M. Faulk	1	1	1.0	1	0	T. Brown	1	15	15.0	15
Rams:	4	82	20.5	38	0	Patriots:	4	100	25.0	35

PASSING	A	C	YDS	PCT.	TD	I	LG	S/YD	RATING
K. Warner	44	28	365	63.6	1	2	30	3/28	78.3
Rams:	44	28	365	63.6	1	2	30	3/28	78.3

PASSING	A	C	YDS	PCT.	TD	I	LG	S/YD	RATING
T. Brady	27	16	145	59.3	1	0	23	1/7	86.2
K. Faulk	0	0	0	0.0	0	0	0	1/4	--
Patriots:	27	16	145	59.3	1	0	23	2/11	86.2

TEAM STATISTICS	STL	NE
TOTAL FIRST DOWNS	26	15
By Rushing	7	6
By Passing	16	8
By Penalty	3	1
Third Down: Md/Att.	5/13	2/11
Third Down: Eff.	38%	18%
TOTAL NET YARDS	427	267
Total Offensive Plays	69	54
Avg. per Play	6.2	4.9
NET YARDS RUSHING	90	133
Total Rushing Plays	22	25
Avg. per Rush	4.1	5.3
NET YARDS PASSING	337	134
Sacked/Yards Lost	3/28	2/11
Gross Yards Passing	365	145
Att.-Comp.-Int	44-28-2	27-16-0
Completion Pct.	63.6	59.3
PUNTS/AVERAGE	4/39.8	8/43.1
PENALTIES/YARDS	6/39	5/31
FUMBLES/BALLS LOST	2/1	0/0
FIELD GOALS	50, 52	37, 48

NE PATRIOTS STARTING LINEUP

WR	T. Brown	LE	B. Hamilton
LT	M. Light	DT	B. Mitchell
LG	M. Compton	DT	R. Seymour
C	D. Woody	RE	A. Pleasant
RG	J. Andruzzi	LLB	M. Vrabel
RT	G. Robinson-Randall	MLB	T. Bruschi
TE	J. Wiggins	RLB	R. Phifer
WR	D. Patten	LCB	T. Law
QB	T. Brady	RCB	O. Smith
FB	M. Edwards	SS	L. Milloy
RB	A. Smith	FS	T. Jones

ST. LOUIS RAMS STARTING LINEUP

WR	T. Holt	LE	C. Ahanotu
LT	O. Pace	DT	B. Young
LG	T. Nutten	DT	J. Zgonina
C	A. McCollum	RE	G. Wistrom
RG	A. Timmerman	LLB	D. Davis
RT	R. Jones	MLB	L. Fletcher
TE	E. Conwell	RLB	T. Polley
WR	I. Bruce	LCB	A. Williams
QB	K. Warner	RCB	D. McClellan
FB	J. Hodgins	SS	A. Archuleta
RB	M. Faulk	FS	K. Herring

GAME NOTES

- The Patriots won the first Super Bowl in their 42-year history with their 20-17 win over the Rams.
- Patriots kicker Adam Vinatieri kicked the first last second, game-winning field goal in Super Bowl history as his 48-yard kick sailed through the goalposts as time expired.
- The Patriots defense forced three St. Louis turnovers and converted them into two touchdowns and a field goal.

SUPER BOWL XXXVIII

SUPER BOWL XXXVIII • NEW ENGLAND 32, CAROLINA 29 • RELIANT STADIUM

February 1, 2004 • Weather: Indoors • Attendance - 71,525

	1	2	3	4	OT	F
Carolina Panthers	0	10	0	19	--	29
New England Patriots	0	14	0	18	--	32

TEAM	Q	PLAY	SCORE	
			Visitor	Home
NE	2	D. Branch 5 yd pass from T. Brady (A. Vinatieri kick)	0	7
CAR	2	S. Smith 39 yd pass from J. Delhomme (J. Kasay kick)	7	7
NE	2	D. Givens 5 yd pass from T. Brady (A. Vinatieri kick)	7	14
CAR	2	J. Kasay 50 yd field goal	10	14
NE	4	A. Smith 2 yd run (A. Vinatieri kick)	10	21
CAR	4	D. Foster 33 yd run (pass failed)	16	21
CAR	4	M. Muhammad 85 yd pass from J. Delhomme (pass failed)	22	21
NE	4	M. Vrabel 1 yd pass from T. Brady (K. Faulk run)	22	29
CAR	4	R. Proehl 12 yd pass from J. Delhomme (J. Kasay kick)	29	29
NE	4	A. Vinatieri 41 yd field goal	29	32

FINAL INDIVIDUAL STATISTICS

RUSHING						RUSHING					
NO	YDS	AVG	LG	TD		NO	YDS	AVG	LG	TD	
S. Davis	13	49	3.8	21	0	A. Smith	26	83	3.2	9	1
D. Foster	3	43	14.3	33t	1	K. Faulk	6	42	7	23	0
Panthers:	16	92	5.8	33t	1	T. Brady	2	12	6	12	0
						T. Brown	1	-10	-10	-10	0
						Patriots:	35	127	3.6	23	1

RECEIVING						RECEIVING					
NO	YDS	AVG	LG	TD		NO	YDS	AVG	LG	TD	
M. Muhammad	4	140	35.0	85t	1	D. Branch	10	143	14.3	52	1
S. Smith	4	80	20.0	39t	1	T. Brown	8	76	9.5	13	0
R. Proehl	4	71	17.8	31	1	D. Givens	5	69	13.8	25	1
J. Wiggins	2	21	10.5	15	0	D. Graham	4	46	11.5	33	0
D. Foster	1	9	9.0	9	0	K. Faulk	4	19	4.8	7	0
K. Mangum	1	2	2.0	2	0	M. Vrabel	1	1	1	1	1
Panthers:	16	323	20.2	85	3	Patriots:	32	354	11.1	52	3

INTERCEPTIONS						INTERCEPTIONS					
NO	YDS	AVG	LG	TD		NO	YDS	AVG	LG	TD	
R. Howard	1	12	12.0	12	0	None					

PUNTING						PUNTING						
NO	YDS	AVG	TB	IN20	LG	NO	YDS	AVG	TB	IN20	LG	
T. Sauerbrun	7	310	44.3	0	1	51	K. Walter	5	173	34.6	0	2

PUNT RET.						PUNT RET.						
NO	FC	YDS	AVG	LG	TD	NO	FC	YDS	AVG	LG	TD	
S. Smith	1	1	2	2.0	2	0	T. Brown	4	1	40	10.0	28
[DOWNED]	1						D. Branch	1	1	2	2.0	2
							Patriots:	5	2	42	8.4	28

KICKOFF RET.						KICKOFF RET.					
NO	YDS	AVG	LG	TD		NO	YDS	AVG	LG	TD	
R. Smart	4	74	18.5	22	0	B. Johnson	4	78	19.5	29	0
S. Smith	1	30	30.0	30	0	[OUT OF BOUNDS]	1				
K. Mangum	1	12	12.0	12	0						
Panthers:	6	116	19.3	30	0						

PASSING	A	C	YDS	PCT.	TD	I	LG	S/YD	RATING
J. Delhomme	33	16	323	48.5	3	0	85	4/28	113.6
Panthers:	33	16	323	48.5	3	0	85	4/28	113.6

PASSING	A	C	YDS	PCT.	TD	I	LG	S/YD	RATING
T. Brady	48	32	354	66.7	3	1	52	0/0	100.5
Patriots:	48	32	354	66.7	3	1	52	0/0	100.5

TEAM STATISTICS		CAR	NE
TOTAL FIRST DOWNS		17	29
By Rushing		3	7
By Passing		12	19
By Penalty		2	3
Third Down: Md/Att.	4/12	8/17	
Third Down: Eff.	33%	47%	
TOTAL NET YARDS		387	481
Total Offensive Plays		53	83
Avg. per Play		7.3	5.8
NET YARDS RUSHING		92	127
Total Rushing Plays		16	35
Avg. Per Rush		5.8	3.6
NET YARDS PASSING		295	354
Sacked/Yards Lost	4/28	0/0	
Gross Yards Passing		323	354
Att.-Comp.-Int	33-16-0	48-32-1	
Completion Pct.		48.5	66.7
PUNTS/AVERAGE	7/44.3	5/34.6	
PENALTIES/YARDS	12/73	8/60	
FUMBLES/BALLS LOST	1/1	1/0	
FIELD GOALS	50	31, 36, 41	

NE PATRIOTS STARTING LINEUP

WR	D. Branch	LE	B. Hamilton
LT	M. Light	NT	T. Washington
LG	R. Hochstein	RE	R. Seymour
C	D. Koppen	OLB	W. McGinest
RG	J. Andruzzi	ILB	T. Bruschi
RT	T. Ashworth	ILB	R. Phifer
TE	D. Graham	OLB	M. Vrabel
WR	T. Brown	LCB	T. Law
QB	T. Brady	RCB	T. Poole
RB	A. Smith	S	E. Wilson
FB	L. Centers	S	R. Harrison

CAROLINA PANTHERS STARTING LINEUP

WR	M. Muhammad	LDE	J. Peppers
LT	T. Steussie	LDT	B. Buckner
LG	J. James	RDT	K. Jenkins
C	J. Mitchell	RDE	M. Rucker
RG	K. Donnalley	SLB	G. Favors
RT	J. Gross	MLB	D. Morgan
TE	J. Wiggins	WLB	W. Witherspoon
WR	S. Smith	LCB	R. Manning
QB	J. Delhomme	RCB	R. Howard
FB	B. Hoover	SS	M. Minter
RB	S. Davis	FS	D. Grant

GAME NOTES

- The Patriots won the Super Bowl for the second time in three seasons with a thrilling 32-29 win over the Panthers.
- Adam Vinatieri nailed a 41-yard field goal with four seconds left to give the Patriots the last-second victory.
- Deion Branch's 10 receptions were the second most in Super Bowl history, and MVP Tom Brady's 32 completions set a Super Bowl record.

SUPER BOWL XXXIX

SUPER BOWL XXXIX • NEW ENGLAND 24, PHILADELPHIA 21 • ALLTEL STADIUM

February 6, 2005 • 59 degrees; Clear; Wind N 12 mph • Attendance - 78,125

	1	2	3	4	OT	F
New England Patriots	0	7	7	10	--	24
Philadelphia Eagles	0	7	7	7	--	21

TEAM	Q	PLAY	SCORE			
			Visitor	Home		
PHI	2	L. Smith 6 yd pass from D. McNabb (D. Akers kick)	0	7		
NE	2	D. Givens 4 yd pass from T. Brady (A. Vinatieri kick)	7	7		
NE	3	M. Vrabel 2 yd pass from T. Brady (A. Vinatieri kick)	14	7		
PHI	3	B. Westbrook 10 yd pass from D. McNabb (D. Akers)	14	14		
NE	4	C. Dillon 2 yd run (A. Vinatieri kick)	21	14		
NE	4	A. Vinatieri 22 yd field goal	24	14		
PHI	4	G. Lewis 30 yd pass from D. McNabb (D. Akers kick)	24	21		

FINAL INDIVIDUAL STATISTICS

RUSHING						RUSHING					
NO	YDS	AVG	LG	TD		NO	YDS	AVG	LG	TD	
C. Dillon	18	75	4.2	25	1	B. Westbrook	15	44	2.9	22	0
K. Faulk	8	38	4.8	12	0	D. Levens	1	1	1.0	1	0
P. Pass	1	0	0.0	0	0	D. McNabb	1	0	0.0	0	0
T. Brady	1	-1	-1.0	-1	0	Eagles:	17	45	2.6	22	0
Patriots:	28	112	4.0	25	1						

RECEIVING						RECEIVING					
NO	YDS	AVG	LG	TD		NO	YDS	AVG	LG	TD	
D. Branch	11	133	12.1	27	0	T. Owens	9	122	13.6	36	0
C. Dillon	3	31	10.3	16	0	B. Westbrook	7	60	8.6	15	1
D. Givens	3	19	6.3	13	1	T. Pinkston	4	82	20.5	40	0
K. Faulk	2	27	13.5	14	0	G. Lewis	4	53	13.3	30t	1
T. Brown	2	17	8.5	12	0	L. Smith	4	27	6.8	9	1
D. Graham	1	7	7.0	7	0	F. Mitchell	1	11	11.0	11	0
M. Vrabel	1	2	2.0	2t	1	J. Parry	1	2	2.0	2	0
Patriots:	23	236	10.3	27	2	Eagles:	30	357	11.9	40	3

INTERCEPTIONS						INTERCEPTIONS					
NO	YDS	AVG	LG	TD		NO	YDS	AVG	LG	TD	
R. Harrison	2	5	2.5	6	0	None					
T. Bruschi	1	0	0.0	0	0						
Patriots:	3	5	1.7	6	0						

PUNTING						PUNTING							
NO	YDS	AVG	TB	IN20	LG	NO	YDS	AVG	TB	IN20	LG		
J. Miller	7	316	45.1	0	3	50	D. Johnson	5	214	42.8	0	1	52

PUNT RET.						PUNT RET.							
NO	FC	YDS	AVG	LG	TD	NO	FC	YDS	AVG	LG	TD		
T. Brown	3	1	12	4.0	8	0	B. Westbrook	3	0	19	6.3	10	0
B. Johnson	1	0	14	14.0	14	0	L. Sheppard	0	2	0	0.0	0	0
Patriots:	4	1	26	6.5	14	0	Eagles:	3	2	19	6.3	10	0

KICKOFF RET.						KICKOFF RET.					
NO	YDS	AVG	LG	TD		NO	YDS	AVG	LG	TD	
B. Johnson	2	44	22.0	26	0	J. Reed	4	82	20.5	26	0
P. Pass	1	17	17.0	17	0	R. Hood	1	32	32.0	32	0
C. Fauria	1	2	2.0	2	0	Eagles:	5	114	22.8	32	0
Patriots:	4	63	15.8	26	0						

PASSING	A	C	YDS	PCT.	TD	I	LG	S/YD	RATING
T. Brady	33	23	236	69.7	2	0	27	2/17	110.2
Patriots:	33	23	236	69.7	2	0	27	2/17	110.2

PASSING	A	C	YDS	PCT.	TD	I	LG	S/YD	RATING
D. McNabb	51	30	357	58.8	3	3	40	4/33	75.4
Eagles:	51	30	357	58.8	3	3	40	4/33	75.4

TEAM STATISTICS	STL	NE
TOTAL FIRST DOWNS	21	24
By Rushing	6	4
By Passing	14	18
By Penalty	1	2
Third Down: Md/Att.	4/12	9/16
Third Down: Eff.	33%	56%
TOTAL NET YARDS	331	369
Total Offensive Plays	63	72
Avg. per Play	5.3	5.1
NET YARDS RUSHING	112	45
Total Rushing Plays	28	17
Avg. Per Rush	4.0	2.6
NET YARDS PASSING	219	324
Sacked/Yards Lost	2/17	4/33
Gross Yards Passing	236	357
Att.-Comp.-Int	33-23-0	51-30-3
Completion Pct.	69.7	58.8
PUNTS/AVERAGE	7/45.1	5/42.8
PENALTIES/YARDS	7/47	3/35
FUMBLES/BALLS LOST	1/1	2/1
FIELD GOALS	22	None

NE PATRIOTS STARTING LINEUP

WR	D. Branch	DE	J. Green
LT	M. Light	NT	V. Wilfork
LG	J. Andruzzi	OLB	R. Colvin
C	D. Koppin	OLB	M. McGinest
RG	S. Neal	ILB	T. Bruschi
RT	B. Gorin	ILB	R. Phifer
TE	D. Graham	OLB	M. Vrabel
WR	D. Givens	LCB	R. Gay
QB	T. Brady	RCB	A. Samuel
RB	C. Dillon	FS	E. Wilson
FB	P. Pass	SS	R. Harrison

PHILADELPHIA EAGLES STARTING LINEUP

WR	T. Owens	LDE	D. Burgess
LT	T. Thomas	LDT	C. Simon
LG	A. Hicks	RDT	D. Walker
C	H. Fraley	RDE	J. Kearse
RG	J. Mayberry	SLB	D. Jones
RT	J. Runyan	MLB	J. Trotter
TE	L. Smith	WLB	K. Adams
WR	T. Pinkston	LCB	L. Sheppard
QB	D. McNabb	RCB	S. Brown
FB	J. Parry	SS	M. Lewis
RB	B. Westbrook	FS	B. Dawkins

GAME NOTES

- The Patriots joined the Dallas Cowboys as the only NFL teams to win three Super Bowls in a four-year span.
- Deion Branch was named Super Bowl MVP after tying the then Super Bowl record with 11 receptions.
- The Patriots defense forced four Eagles turnovers, including Rodney Harrison's game-clinching interception in the final minute.

PLAYOFF HISTORY

SUPER BOWL XLII

SUPER BOWL XLII • NEW YORK GIANTS 17, NEW ENGLAND 14 • U. OF PHOENIX STADIUM

February 3, 2008 • Weather: Indoors • Attendance - 71,101

	1	2	3	4	OT	F
New York Giants	3	0	0	14	--	17
New England Patriots	0	7	0	7	--	14

TEAM	Q	PLAY	SCORE	
			Visitor	Home
NYG	1	L.Tynes 32 yd. Field Goal	3	0
NE	2	L.Maroney 1 yd. run (S.Gostkowski kick)	3	7
NYG	4	D.Tyree 5 yd. pass from E.Manning (L.Tynes kick)	10	7
NE	4	R.Moss 6 yd. pass from T.Brady (S.Gostkowski kick)	10	14
NYG	4	P.Burress 13 yd. pass from E.Manning (L.Tynes kick)	17	14

FINAL INDIVIDUAL STATISTICS

RUSHING						RUSHING					
NO	YDS	AVG	LG	TD		NO	YDS	AVG	LG	TD	
A. Bradshaw	9	45	5	13	0	L. Maroney	14	36	2.6	9	1
B. Jacobs	14	42	3	7	0	K. Faulk	1	7	7	0	
E. Manning	3	4	1.3	5	0	H. Evans	1	2	2	2	0
Giants:	26	91	3.5	13	0	Patriots:	16	45	2.8	9	1

RECEIVING						RECEIVING					
NO	YDS	AVG	LG	TD		NO	YDS	AVG	LG	TD	
A. Toomer	6	84	14	38	0	R. Moss	5	62	12.4	18	1
S. Smith	5	50	10	17	0	D. Stallworth	3	34	11.3	18	0
D. Tyree	3	43	14.3	32	1	L. Maroney	2	12	6	8	0
P. Burress	2	27	13.5	14	1	K. Brady	1	3	3	3	0
K. Boss	1	45	45	45	0	Patriots:	29	266	9.2	19	1
M. Hedgecock	1	3	3	3	0						
A. Bradshaw	1	3	3	3	0						
Giants:	19	255	13.4	45	2						

INTERCEPTIONS						INTERCEPTIONS					
NO	YDS	AVG	LG	TD		NO	YDS	AVG	LG	TD	
None						E. Hobbs	1	23	23	23	0

PUNTING						PUNTING						
NO	YDS	AVG	TB	IN20	LG	NO	YDS	AVG	TB	IN20	LG	
None						C. Hanson	4	175	43.8	1	0	49

PUNTING						PUNTING						
NO	YDS	AVG	TB	IN20	LG	NO	YDS	AVG	TB	IN20	LG	
J. Feagles	4	156	39	0	2	55	W. Welker	1	1	15	15	15
							K. Faulk	0	1	0	0	0

PUNT RET.						PUNT RET.					
NO	FC	YDS	AVG	LG	TD	NO	FC	YDS	AVG	LG	TD
R. McQuarters	3	0	25	8.3	16	0	[OUT OF BOUNDS]	1	0	0	0
[TOUCHBACK]	1	0	0	0	0	Patriots:	1	15	15	2	15

KICKOFF RET.						KICKOFF RET.					
NO	YDS	AVG	LG	TD		NO	YDS	AVG	LG	TD	
D. Hixon	2	39	19.5	25	0						
[OUT OF BOUNDS]	1	0	0	0	K.	L. Maroney	4	94	23.5	43	0

TEAM STATISTICS		NYG	NE
TOTAL FIRST DOWNS		17	22
By Rushing		4	3
By Passing		13	17
By Penalty		0	2
Third Down: Md/Att.		8/16	7/14
Third Down: Eff.		50%	50%
TOTAL NET YARDS		338	274
Total Offensive Plays		63	69
Avg. per Play		5.4	4.0
NET YARDS RUSHING		91	45
Total Rushing Plays		26	16
Avg. Per Rush		3.5	2.8
NET YARDS PASSING		247	229
Sacked/Yards Lost		3/8	5/37
Gross Yards Passing		255	266
Att.-Comp.-Int		34-19-1	48-29-0
Completion Pct.		55.9	60.4
PUNTS/AVERAGE		4/39.0	4/43.8
PENALTIES/YARDS		4/36	5/35
FUMBLES/BALLS LOST		2/0	1/1
FIELD GOALS		32	None

NE PATRIOTS STARTING LINEUP

WR	W. Welker	LE	T. Warren
LT	M. Light	NT	V. Wilfork
LG	L. Mankins	RE	R. Seymour
C	D. Koppin	OLB	M. Vrabel
RG	S. Neal	MLB	T. Bruschi
RT	N. Kaczur	OLB	A. Thomas
TE	B. Watson	LCB	A. Samuel
WR	R. Moss	RCB	E. Hobbs
QB	T. Brady	SS	R. Harrison
RB	L. Maroney	FS	J. Sanders
2TE	K. Brady	DB	B. Meriwether

NEW YORK GIANTS STARTING LINEUP

WR	P. Burress	LDE	M. Strahan
LT	D. Diehl	LDT	B. Cofield
LG	R. Seubert	RDT	F. Robbins
C	S. O'Hara	RDE	O. Umenyiora
RG	C. Snee	SLB	R. Torbor
RT	M. McKenzie	MLB	A. Pierce
TE	K. Boss	WLB	K. Mitchell
WR	A. Toomer	LCB	A. Ross
QB	E. Manning	RCB	C. Webster
RB	B. Jacobs	SS	Ja. Butler
2TE	M. Matthews	FS	G. Wilson

GAME NOTES

- The Patriots entered the game with an unprecedented 18-0 record after completing a perfect regular season.
- New England held a 14-10 lead following Randy Moss's touchdown catch with 2:42 left in the game, but the Giants scored a game-winning touchdown with 35 seconds left.
- Wes Welker tied the then Super Bowl record with 11 receptions.

PASSING	A	C	YDS	PCT.	TD	I	LG	S/YD	RATING
E. Manning	34	19	255	55.9	2	1	45	3/8	87.3
Giants:	34	19	255	55.9	2	1	45	3/8	87.3

PASSING	A	C	YDS	PCT.	TD	I	LG	S/YD	RATING
T. Brady	48	29	266	60.4	1	0	19	5/37	82.5
Patriots:	48	29	266	60.4	1	0	19	5/37	82.5

SUPER BOWL XLVI

SUPER BOWL XLVI • NEW YORK GIANTS 21, NEW ENGLAND 17 • LUCAS OIL STADIUM

February 5, 2012 • Weather: Indoors • Attendance - 68,658

	1	2	3	4	OT	F
New York Giants	9	0	6	6	--	21
New England Patriots	0	10	7	0	--	17

TEAM	Q	PLAY	SCORE			
			Visitor	Home		
NYG	1	Penalty on T. Brady enforced in end zone for safety	2	0		
NYG	1	V. Cruz 2 yd. pass from E. Manning (L. Tynes kick)	9	0		
NE	2	S. Gostkowski 29 yd. Field Goal	9	3		
NE	2	D. Woodhead 4 yd. pass from T. Brady (S. Gostkowski kick)	9	10		
NE	3	A. Hernandez 12 yd. pass from T. Brady (S. Gostkowski kick)	9	17		
NYG	3	L. Tynes 38 yd. Field Goal	12	17		
NYG	3	L. Tynes 33 yd. Field Goal	15	17		
NYG	4	A. Bradshaw 6 yd. run (run failed)	21	17		

FINAL INDIVIDUAL STATISTICS

RUSHING						RUSHING					
NO	YDS	AVG	LG	TD		NO	YDS	AVG	LG	TD	
A. Bradshaw	17	72	4.2	24	1	B. Green-Ellis	10	44	4.4	17	0
B. Jacobs	9	37	4.1	11	0	W. Welker	2	21	10.5	11	0
D. Ware	1	6	6.0	6	0	D. Woodhead	7	18	2.6	6	0
E. Manning	1	-1	-1.0	-1	0	Patriots:	19	83	4.4	17	0
Giants:	28	114	4.1	24	1						

RECEIVING						RECEIVING					
NO	YDS	AVG	LG	TD		NO	YDS	AVG	LG	TD	
H. Nicks	10	109	10.9	19	0	A. Hernandez	8	67	8.4	12t	1
M. Manningham	5	73	14.6	38	0	W. Welker	7	60	8.6	19	0
B. Pascoe	4	33	8.3	12	0	D. Woodhead	4	42	10.5	19	1
V. Cruz	4	25	6.3	8	1	D. Branch	3	45	15.0	19	0
A. Bradshaw	2	19	9.5	11	0	R. Gronkowski	2	26	13.0	20	0
H. Hynoski	2	19	9.5	13	0	B. Green-Ellis	2	15	7.5	8	0
J. Ballard	2	10	5.0	9	0	C. Ochocinco	1	21	21.0	21	0
D. Ware	1	8	8.0	8	0	Patriots:	27	276	10.2	21	2
Giants:	30	296	9.9	38	1						

INTERCEPTIONS						INTERCEPTIONS					
NO	YDS	AVG	LG	TD		NO	YDS	AVG	LG	TD	
C. Blackburn	1	0	0	0	0	None					

PUNTING						PUNTING						
NO	YDS	AVG	TB	IN20	LG	NO	YDS	AVG	TB	IN20	LG	
S. Weatherford	4	163	40.8	1	3	51	Z. Mesko	3	123	41.0	0	1

PUNT RET.						PUNT RET.						
NO	FC	YDS	AVG	LG	TD	NO	FC	YDS	AVG	LG	TD	
W. Blackmon	1	2	10	5.0	10	0	W. Welker	0	1	0	0	0
							[DOWNED]	1	0	0	0	0
							[OUT OF BOUNDS]	1	0	0	0	0
							[TOUCHBACK]	1	0	0	0	0
Giants:	4	75	18.8	34	0		Patriots:	0	1	0	0	0

KICKOFF RET.						KICKOFF RET.					
NO	YDS	AVG	LG	TD		NO	YDS	AVG	LG	TD	
J. Jerigan	3	71	23.7	34	0	J. Edelman	3	73	24.3	31	0
W. Blackmon	1	4	4.0	4	0	[TOUCHBACK]	2				
[TOUCHBACK]	1	0	0	0	0						
Giants:	4	75	18.8	34	0						

PASSING	A	C	YDS	PCT.	TD	I	LG	S/YD	RATING
E. Manning	40	30	296	75.0	1	0	38	3/14	103.8
Giants:	40	30	296	75.0	1	0	38	3/14	103.8

PASSING	A	C	YDS	PCT.	TD	I	LG	S/YD	RATING
T. Brady	41	27	276	65.9	2	1	21	2/10	91.1
Patriots:	41	27	276	65.9	2	1	21	2/10	91.1

TEAM STATISTICS	NYG	NE
TOTAL FIRST DOWNS	26	21
By Rushing	7	6
By Passing	18	15
By Penalty	1	0
Third Down: Md/Att.	5/11	6/12
Third Down: Eff.	45%	50%
TOTAL NET YARDS	396	349
Total Offensive Plays	71	62
Avg. per Play	5.6	5.6
NET YARDS RUSHING	114	83
Total Rushing Plays	28	19
Avg. Per Rush	4.1	4.4
NET YARDS PASSING	282	266
Sacked/Yards Lost	3/14	2/10
Gross Yards Passing	296	276
Att.-Comp.-Int	40-30-0	41-27-1
Completion Pct.	75.0	65.9
PUNTS/AVERAGE	4/40.8	3/41.0
PENALTIES/YARDS	4/24	5/28
FUMBLES/BALLS LOST	2/0	0/0
FIELD GOALS	38, 33	29

NE PATRIOTS STARTING LINEUP

WR	W. Welker	DT	V. Wilfork
LT	M. Light	NT	K. Love
LG	L. Mankins	DL	B. Deaderick
C	D. Connolly	OLB	T. White
RG	B. Waters	ILB	J. Mayo
RT	S. Vollmer	ILB	B. Spikes
TE	R. Gronkowski	OLB	R. Ninkovich
WR	D. Branch	LCB	D. McCourty
QB	T. Brady	RCB	K. Arrington
RB	B. Green-Ellis	S	J. Iedigbo
ZTE	N. Solder	S	P. Chung

NEW YORK GIANTS STARTING LINEUP

WR	V. Cruz	LE	J. Tuck
LT	D. Diehl	LDT	L. Joseph
LG	K. Boothe	RDT	C. Canty
C	D. Baas	RE	J. Pierre-Paul
RG	C. Snee	MLB	C. Blackburn
RT	M. McKenzie	WLB	M. Boley
TE	J. Ballard	LCB	C. Webster
WR	H. Nicks	RCB	A. Ross
QB	E. Manning	SS	K. Phillips
FB	H. Hynoski	FS	A. Rolle
RB	A. Bradshaw	S	D. Grant

GAME NOTES

- QB Tom Brady and T Matt Light tied an NFL record by starting in their fifth Super Bowl. They join Cornelius Bennett, John Elway and Charles Haley.
- Brady passed for 276 yards against the Giants in the Super Bowl to become the all-time leading passer in Super Bowl history with 1,277 passing yards.
- Brady threw two touchdown passes against the Giants to increase his Super Bowl total to nine. Brady is tied for second with Terry Bradshaw, behind Joe Montana's 11 Super Bowl touchdown passes.
- Brady completed 16 straight pass completions to set a Super Bowl record. The previous record was by Joe Montana, who had 13 straight pass completions in Super Bowl 24.

PLAYOFF HISTORY

SUPER BOWL XLIX

SUPER BOWL XLIX • NEW ENGLAND 28, SEATTLE 24 • UNIVERSITY OF PHOENIX STADIUM

February 1, 2015 • Weather: 65 degrees; Clear skies • Attendance - 70,288

	1	2	3	4	OT	F
New England Patriots	0	14	0	14	--	28
Seattle Seahawks	0	14	10	0	--	24

TEAM	Q	PLAY	SCORE	
			Visitor	Home
NE	2	B. LaFell 11 yd. pass from T. Brady (S. Gostkowski kick)	7	0
SEA	2	M. Lynch 3 yd. run (S. Hauschka kick)	7	7
NE	2	R. Gronkowski 22 yd. pass from T. Brady (S. Gostkowski kick)	14	7
SEA	2	C. Matthews 11 yd. pass from R. Wilson (S. Hauschka kick)	14	14
SEA	3	S. Hauschka 27 yd. Field Goal	14	17
SEA	3	D. Baldwin 3 yd. pass from R. Wilson (S. Hauschka kick)	14	24
NE	4	D. Amendola 4 yd. pass from T. Brady (S. Gostkowski kick)	21	24
NE	4	J. Edelman 3 yd. pass from T. Brady (S. Gostkowski kick)	28	24

FINAL INDIVIDUAL STATISTICS

RUSHING	NO	YDS	AVG	LG	TD	RUSHING	NO	YDS	AVG	LG	TD
L. Blount	14	40	2.9	9	0	M. Lynch	24	102	4.3	15	1
S. Vereen	4	13	3.3	7	0	R. Wilson	3	39	13.0	17	0
J. Edelman	1	7	7.0	7	0	R. Turbin	2	21	10.5	19	0
T. Brady	2	-3	-1.5	-1	0	Seahawks:	29	162	5.6	19	1
Patriots:	21	57	2.7	9	0						

RECEIVING	NO	YDS	AVG	LG	TD	RECEIVING	NO	YDS	AVG	LG	TD
S. Vereen	11	64	5.8	16	0	C. Matthews	4	109	27.3	45	1
J. Edelman	9	109	12.1	23	1	R. Lockette	3	59	19.7	25	0
R. Gronkowski	6	68	11.3	22t	1	J. Kearse	3	45	15.0	33	0
D. Amendola	5	48	9.6	17	1	M. Lynch	1	31	31.0	31	0
B. LaFell	4	29	7.3	11t	1	D. Baldwin	1	3	3.0	3t	1
J. Develin	1	6	6.0	6	0	Seahawks:	12	247	20.6	45	2
M. Hoomanawanui	1	4	4.0	4	0						
Patriots:	37	328	8.9	23	4						

INTERCEPTIONS	NO	YDS	AVG	LG	TD	INTERCEPTIONS	NO	YDS	AVG	LG	TD
M. Butler	1	3	3.0	3	0	J. Lane	1	14	14.0	14	0
						B. Wagner	1	0	0.0	0	0

PUNTING	NO	YDS	AVG	TB	IN20	LG	PUNTING	NO	YDS	AVG	TB	IN20	LG
R. Allen	4	196	49.0	1	1	64	J. Ryan	6	269	44.8	0	1	61

PUNT RET.	NO	FC	YDS	AVG	LG	TD	PUNT RET.	NO	FC	YDS	AVG	LG	TD
J. Edelman	3	2	27	9.0	15	0	B. Walters	2	0	6	3.0	6	0
[OUT OF BOUNDS]	1	0	0	0.0	0	0	[DOWNED]	1	0	0	0.0	0	0
							[TOUCHBACK]	1	0	0	0.0	0	0

KICKOFF RET.	NO	YDS	AVG	LG	TD	KICKOFF RET.	NO	YDS	AVG	LG	TD
D. Amendola	2	44	22.0	23	0	[TOUCHBACK]	5	0	0.0	0	0
J. Develin	1	5	5.0	5	0						
[TOUCHBACK]	2	0	0.0	0	0						
Patriots:	3	49	16.3	23	0						

PASSING	A	C	YDS	PCT.	TD	I	LG	S/YD	RATING
T. Brady	50	37	328	74.0	4	2	23	1/8	101.1
Patriots:	50	37	328	74.0	4	2	23	1/8	101.1

PASSING	A	C	YDS	PCT.	TD	I	LG	S/YD	RATING
R. Wilson	21	12	247	57.1	2	1	45	3/13	110.6
Seahawks:	21	12	247	57.1	2	1	45	3/13	110.6

TEAM STATISTICS	NE	SEA
TOTAL FIRST DOWNS	25	20
By Rushing	1	8
By Passing	21	10
By Penalty	3	2
Third Down: Md/Att.	8/14	3/10
Third Down: Eff.	57%	30%
TOTAL NET YARDS	377	396
Total Offensive Plays	72	53
Avg. per Play	5.2	7.5
NET YARDS RUSHING	57	162
Total Rushing Plays	21	29
Avg. Per Rush	2.7	5.6
NET YARDS PASSING	320	234
Sacked/Yards Lost	1/8	3/13
Gross Yards Passing	328	247
Att.-Comp.-Int	50-37-2	21-12-1
Completion Pct.	74.0	57.1
PUNTS/AVERAGE	4/49.0	6/44.8
PENALTIES/YARDS	5/36	7/70
FUMBLES/BALLS LOST	0/0	0/0
FIELD GOALS	None	2/2

NE PATRIOTS STARTING LINEUP

WR	B. LaFell	LE	R. Ninkovich
LT	N. Solder	DT	V. Wilfork
LG	D. Connolly	DT	S. Siliga
C	B. Stork	RE	Cha. Jones
RG	R. Wendell	LB	J. Collins
RT	S. Vollmer	LB	D. Hightower
TE	R. Gronkowski	CB	K. Arrington
WR	J. Edelman	DB	D. Revis
QB	T. Brady	RCB	B. Browner
TE	M. Hoomanawanui	S	P. Chung
RB	S. Vereen	S	D. McCourty

SEATTLE SEAHAWKS STARTING LINEUP

WR	D. Baldwin	LDE	M. Bennett
LT	R. Okung	LDT	T. McDaniel
LG	J. Carpenter	RDE	K. Williams
C	M. Unger	RDE	C. Avril
RG	J. Sweezy	OLB	B. Irvin
RT	J. Britt	MLB	B. Wagner
TE	L. Willson	OLB	K. Wright
WR	J. Kearse	LCB	R. Sherman
QB	R. Wilson	RCB	B. Maxwell
WR	R. Lockette	SS	K. Chancellor
RB	M. Lynch	FS	E. Thomas

GAME NOTES

- Head coach Bill Belichick tied NFL records by matching Don Shula with his sixth Super Bowl appearance and tying Chuck Noll with his fourth Super Bowl win.
- Tom Brady joined Terry Bradshaw and Joe Montana as the only quarterbacks with four Super Bowl victories, while matching Joe Montana's NFL-record three Super Bowl MVP Awards.
- Brady extended his Super Bowl records for passing yards (1,605) and completions (164), while passing Joe Montana for most touchdown passes (13) in Super Bowl history.
- Brady set Super Bowl records with 20 first-half completions and 37 total completions.
- Shane Vereen's 11 receptions were a Super Bowl record for a running back, and Ryan Allen set a Super Bowl record with a 64-yard punt.

SUPER BOWL LI

SUPER BOWL LI • NEW ENGLAND 34, ATLANTA 28 OT • NRG STADIUM

February 5, 2017 • Weather: 76 degrees; Partly Cloudy • Attendance - 70,807

	1	2	3	4	OT	F
New England Patriots	0	3	6	19	6	34
Atlanta Falcons	0	21	7	0	0	28

TEAM	Q	PLAY	SCORE	
			Visitor	Home
ATL	2	D.Freeman 5 yd. run (M.Bryant kick)	0	7
ATL	2	A.Hooper 19 yd. pass from M.Ryan (M.Bryant kick)	0	14
ATL	2	R.Alford 82 yd. interception return (M.Bryant kick)	0	21
NE	2	S.Gostkowski 41 yd. Field Goal	3	21
ATL	3	T.Coleman 6 yd. pass from M.Ryan (M.Bryant kick)	3	28
NE	3	J.White 5 yd. pass from T.Brady (kick failed, hru)	9	28
NE	4	S.Gostkowski 33 yd. Field Goal	12	28
NE	4	D.Amendola 6 yd. pass from T.Brady (J.White run)	20	28
NE	4	J.White 1 yd. run (T.Brady-D.Amendola pass)	28	28
NE	5	J.White 2 yd. run (R-75, 3:58)	34	28

FINAL INDIVIDUAL STATISTICS

RUSHING					RUSHING					
NO	YDS	AVG	LG	TD	NO	YDS	AVG	LG	TD	
L. Blount	11	31	2.8	9	D. Freeman	11	75	6.8	37	1
J. White	6	29	4.8	10	T. Coleman	7	29	4.1	9	0
D. Lewis	6	27	4.5	13	Falcons:	18	104	5.8	37	1
T. Brady	1	15	15.0	15						
J. Edelman	1	2	2.0	2						
Patriots:	25	104	4.2	15	2					

RECEIVING					RECEIVING					
NO	YDS	AVG	LG	TD	NO	YDS	AVG	LG	TD	
J. White	14	110	7.9	28	J. Jones	4	87	21.8	27	0
D. Amendola	8	78	9.8	20	T. Gabriel	3	76	25.3	35	0
M. Mitchell	6	70	11.7	18	A. Hooper	3	32	10.7	19	1
J. Edelman	5	87	17.4	27	D. Freeman	2	46	23.0	39	0
M. Bennett	5	62	12.4	25	M. Sanu	2	25	12.5	13	0
C. Hogan	4	57	14.3	18	P. DiMarco	2	12	6.0	10	0
D. Lewis	1	2	2.0	2	T. Coleman	1	6	6.0	6	1
Patriots:	43	466	10.8	28	2	17	284	16.7	39	2

INTERCEPTIONS					INTERCEPTIONS					
NO	YDS	AVG	LG	TD	NO	YDS	AVG	LG	TD	
None					R. Alford	1	82	82.0	82	1

PUNTING					PUNTING								
NO	YDS	AVG	TB	IN20	LG	NO	YDS	AVG	TB	IN20	LG		
R. Allen	4	166	41.5	0	3	51	M. Boshier	6	282	47.0	0	4	56

PUNT RET.					PUNT RET.								
NO	FC	YDS	AVG	LG	TD	NO	FC	YDS	AVG	LG	TD		
J. Edelman	3	2	40	13.3	26	0	E. Weems	1	2	0	0.0	0	0
P. Chung	1	0	-1	-1.0	-1	0	[DOWNED]	1	0	0	0.0	0	0
Patriots:	4	2	39	9.8	26	0							

KICKOFF RET.					KICKOFF RET.						
NO	YDS	AVG	LG	TD	NO	YDS	AVG	LG	TD		
D. Lewis	1	20	20.0	20	0	E. Weems	2	25	12.5	14	0
[TOUCHBACK]	5	0	0.0	0	0	J. Hardy	2	17	8.5	10	0
						P.DiMarco	1	0	0.0	0	0
						Falcons:	5	42	8.4	14	0

PASSING	A	C	YDS	PCT.	TD	I	LG	S/YD	RATING
T. Brady	62	43	466	69.4	2	1	28	5/24	95.2
J. Edelman	1	0	0	0.0	0	0	0	0/0	39.6
Patriots:	63	43	466	68.3	2	1	28	5/24	93.8

PASSING	A	C	YDS	PCT.	TD	I	LG	S/YD	RATING
M. Ryan	23	17	284	73.9	2	0	39	5/44	144.1
Falcons:	23	17	284	73.9	2	0	39	5/44	144.1

TEAM STATISTICS	NE	ATL
TOTAL FIRST DOWNS	37	17
By Rushing	7	3
By Passing	26	13
By Penalty	4	1
Third Down: Md/Att.	7/14	1/8
Third Down: Eff.	50%	13%
TOTAL NET YARDS	546	344
Total Offensive Plays	93	46
Avg. per Play	5.9	7.5
NET YARDS RUSHING	104	104
Total Rushing Plays	25	18
Avg. Per Rush	4.2	5.8
NET YARDS PASSING	442	240
Sacked/Yards Lost	5/24	5/44
Gross Yards Passing	466	284
Att.-Comp.-Int	63-43-1	23-17-0
Completion Pct.	68.3	73.9
PUNTS/AVERAGE	4/41.5	6/47.0
PENALTIES/YARDS	4/23	9/65
FUMBLES/BALLS LOST	1/1	1/1
FIELD GOALS	4/1, 33	None

NE PATRIOTS STARTING LINEUP

WR	C. Hogan	DB	D. Harmon
LT	N. Solder	DT	A. Branch
LG	J. Thuney	DT	M. Brown
C	D. Andrews	RE	T. Flowers
RG	S. Mason	LB	S. McClellin
RT	M. Cannon	LB	D. Hightower
TE	M. Bennett	LB	R. Ninkovich
WR	J. Edelman	RCB	L. Ryan
QB	T. Brady	LCB	M. Butler
WR	M. Mitchell	S	P. Chung
RB	D. Lewis	S	D. McCourty

ATLANTA FALCONS STARTING LINEUP

WR	J. Jones	DE	D. Freeney
LT	J. Matthews	DT	R. Hageman
LG	A. Levitre	DB	B. Poole
C	A. Mack	DE	G. Jarrett
RG	C. Chester	LB	V. Beasley
RT	R. Schraeder	LB	D. Jones
TE	L. Toilolo	LB	D. Campbell
WR	M. Sanu	CB	R. Alford
QB	M. Ryan	CB	J. Collins
RB	D. Freeman	S	R. Allen
FB	P. DiMarco	S	K. Neal

GAME NOTES

- The Patriots completed the biggest comeback in team history when they overcame a 25-point deficit to beat Atlanta, 34-28, in overtime in Super Bowl LI. The Patriots trailed 28-3 with 8:36 to play in the third quarter before scoring 31 points on five of their final six offensive drives to claim the win.
- Bill Belichick won his fifth Super Bowl in 2016 to give him the most Super Bowl wins by any head coach in NFL history.
- Brady set three Super Bowl records against Atlanta in Super Bowl LI: Most passes in a game (62), Most completions (43) and most passing yards (466).
- With the win in Super Bowl LI and another MVP Award, Brady now has the most Super Bowl wins as a quarterback and most Super Bowl MVP awards.

PLAYOFF HISTORY

SUPER BOWL LII

SUPER BOWL LII • PHILADELPHIA 41, NEW ENGLAND 33 • U.S. BANK STADIUM

February 4, 2018 • Weather: Indoors • Attendance - 67,612

	1	2	3	4	OT	F
Philadelphia Eagles	9	13	7	12	--	41
New England Patriots	3	9	14	7	--	33

TEAM	Q	PLAY	SCORE			
			Visitor	Home		
PHI	1	J. Elliot 25 yd. Field Goal	3	0		
NE	1	S. Gostkowski 26 yd. Field Goal	3	3		
PHI	1	A. Jeffery 34 yd. pass from N.Foles (kick failed, wr)	9	3		
PHI	2	L. Blount 21 yd. run (pass failed)	15	3		
NE	2	S. Gostkowski 45 yd. Field Goal	15	6		
NE	2	J. White 26 yd. run (kick failed, wl)	15	12		
PHI	2	N. Foles 1 yd. pass from T. Burton (J. Elliot kick)	22	12		
NE	3	R. Gronkowski 5 yd. pass from T.Brady (S. Gostkowski kick)	22	19		
PHI	3	C. Clement 22 yd. pass from N.Foles (J. Elliot kick)	29	19		
NE	3	C. Hogan 26 yd. pass from T.Brady (S. Gostkowski kick)	29	26		
PHI	4	J. Elliot 42 yd. Field Goal	32	26		
NE	4	R. Gronkowski 4 yd. pass from T.Brady (S. Gostkowski kick)	32	33		
PHI	4	Z. Ertz 11 yd. pass from N.Foles (pass failed)	38	33		
PHI	4	J. Elliot 46 yd. Field Goal	41	33		

FINAL INDIVIDUAL STATISTICS

RUSHING	NO	YDS	AVG	LG	TD	RUSHING	NO	YDS	AVG	LG	TD
L. Blount	14	90	6.4	36	1	J. White	7	45	6.4	26t	1
J. Ajayi	9	57	6.3	26	0	D. Lewis	9	39	4.3	8	0
N. Agholor	1	9	9.0	9	0	R. Burkhead	3	18	6.0	9	0
C. Clement	3	8	2.7	6	0	T. Brady	1	6	6.0	6	0
Eagles:	27	164	6.1	36	1	C. Hogan	1	4	4.0	4	0
						B. Cooks	1	1	1.0	1	0

Patriots: 22 113 5.1 26 1 0

RECEIVING	NO	YDS	AVG	LG	TD	RECEIVING	NO	YDS	AVG	LG	TD
N. Agholor	9	84	9.3	24	0	R. Gronkowski	9	116	12.9	25	2
Z. Ertz	7	67	9.6	19	1	D. Amendola	8	152	19.0	50	0
T. Smith	5	49	9.8	17	0	C. Hogan	6	128	21.3	43	1
C. Clement	4	100	25.0	55	1	J. White	2	21	10.5	15	0
A. Jeffery	3	73	24.3	34t	1	R. Burkhead	1	46	46.0	46	0
N. Foles	1	1	1.0	1t	1	B. Cooks	1	23	23.0	23	0
Eagles:	29	374	12.9	55	4	P. Dorsett	1	19	19.0	19	0

Patriots: 28 505 18.0 50 3

INTERCEPTIONS	NO	YDS	AVG	LG	TD	INTERCEPTIONS	NO	YDS	AVG	LG	TD
None						D. Harmon	1	8	8.0	8	0

PUNTING	NO	YDS	AVG	TB	IN20	LG	PUNTING	NO	YDS	AVG	TB	IN20	LG
D. Jones	1	41	41.0	0	0	41	None						

PUNT RET.	NO	FC	YDS	AVG	LG	TD	PUNT RET.	NO	FC	YDS	AVG	LG	TD
None							D. Amendola	0	1	0	0.0	0	0

KICKOFF RET.	NO	YDS	AVG	LG	TD	KICKOFF RET.	NO	YDS	AVG	LG	TD
K. Barner	3	73	24.3	27	0	D. Lewis	3	45	15.0	25	0
C. Clement	1	25	25.0	25	0	R. Burkhead	0	-1	0.0	-1	0
[TOUCHBACK]	3	0	0.0	0	0	[TOUCHBACK]	6	0	0.0	0	0
Eagles:	4	98	24.5	27	0	Patriots:	3	44	14.7	25	0

PASSING	A	C	YDS	PCT.	TD	I	LG	S/YD	RATING
N. Foles	43	28	373	65.1	3	1	55	0/0	106.1
T. Burton	1	1	1	100.0	1	0	1t	0/0	118.8
Eagles:	44	29	374	65.9	4	1	55	0/0	113.3

PASSING	A	C	YDS	PCT.	TD	I	LG	S/YD	RATING
T. Brady	48	28	505	58.3	3	0	50	1/5	115.4
D. Amendola	1	0	0	0.0	0	0	0	0/0	39.6
Patriots:	49	28	505	57.1	3	0	50	1/5	113.1

TEAM STATISTICS	PHI	NE
TOTAL FIRST DOWNS	25	29
By Rushing	6	4
By Passing	19	23
By Penalty	0	2
Third Down: Md/Att.	10/16	5/10
Third Down: Eff.	63%	50%
TOTAL NET YARDS	538	613
Total Offensive Plays	71	72
Avg. per Play	7.6	8.5
NET YARDS RUSHING	164	113
Total Rushing Plays	27	22
Avg. Per Rush	6.1	5.1
NET YARDS PASSING	374	500
Sacked/Yards Lost	0/0	1/5
Gross Yards Passing	374	505
Att.-Comp.-Int	44-29-1	49-28-0
Completion Pct.	65.9	57.1
PUNTS/AVERAGE	1/41.0	0/0.0
PENALTIES/YARDS	6/35	1/5
FUMBLES/BALLS LOST	0/0	1/1
FIELD GOALS	25, 42, 46	26, 26, 45

NE PATRIOTS STARTING LINEUP

WR	B. Cooks	LE	T. Flowers
LT	N. Solder	DT	L. Guy
LG	J. Thuney	DT	M. Brown
C	D. Andrews	LB	J. Harrison
RG	S. Mason	LB	K. Van Noy
RT	C. Fleming	LB	E. Roberts
TE	R. Gronkowski	RCB	S. Gilmore
WR	C. Hogan	LCB	E. Rowe
QB	T. Brady	S	P. Chung
RB	D. Lewis	S	D. McCourty
FB	J. Develin	S	D. Harmon

PHILADELPHIA EAGLES STARTING LINEUP

WR	A. Jeffery	DE	V. Curry
LT	H. Vaitai	DT	T. Jernigan
LG	S. Wisniewski	DT	F. Cox
C	J. Kelce	DE	B. Graham
RG	B. Brooks	OLB	M. Kendrick
RT	L. Johnson	OLB	N. Bradham
TE	Z. Ertz	CB	J. Mills
WR	N. Agholor	CB	R. Darby
WR	T. Smith	S	C. Graham
RB	L. Blount	S	R. McLeod
QB	N. Foles	S	M. Jenkins

GAME NOTES

- The Patriots set a Super Bowl record with 613 total yards, with 500 net yards passing and 113 yards on the ground.
- The Patriots became the first team to have three receivers with 100-plus yards in the Super Bowl with Danny Amendola (152), Chris Hogan (128) and Rob Gronkowski (116).
- Tom Brady broke his own Super Bowl record for passing yards with 505 yards following his 466-yard performance the year before in Super Bowl LI vs. Atlanta. His 505 passing yards are also the most ever in a postseason game and is the first 500-yard passing game in NFL postseason history.
- Rob Gronkowski's 116 receiving yards are the most ever by a tight end in a Super Bowl and his nine catches gave him 68 career postseason receptions, surpassing Dallas Clark (64) for the most receptions by a tight end in NFL postseason history.

SUPER BOWL LIII

SUPER BOWL LIII • NEW ENGLAND 13, LOS ANGELES 3 • MERCEDES-BENZ STADIUM

February 3, 2019 • Weather: Indoors • Attendance - 70,801

	1	2	3	4	OT	F
New England Patriots	0	3	0	10	--	13
Los Angeles Rams	0	0	3	0	--	3

TEAM	Q	PLAY	SCORE	
			Visitor	Home
NE	2	S. Gostkowski 42 yd. Field Goal	3	0
LAR	3	G. Zuerlein 53 yd. Field Goal	3	3
NE	4	S. Michel 2 yd. run (S. Gostkowski kick)	10	3
NE	4	S. Gostkowski 41 yd. Field Goal	13	3

FINAL INDIVIDUAL STATISTICS

RUSHING						RUSHING					
NO	YDS	AVG	LG	TD		NO	YDS	AVG	LG	TD	
S. Michel	18	94	5.2	26	1	T. Gurley	10	35	3.5	16	0
R. Burkhead	7	43	6.1	26	0	C. Anderson	7	22	3.1	5	0
J. Edelman	1	8	8.0	8	0	R. Woods	1	5	5.0	5	0
C. Patterson	2	7	3.5	6	0	Rams:	18	62	3.4	16	0
J. White	2	4	2.0	3	0						
T. Brady	2	-2	-1.0	-1	0						
Patriots:	32	154	4.8	26	1						

RECEIVING						RECEIVING					
NO	YDS	AVG	LG	TD		NO	YDS	AVG	LG	TD	
J. Edelman	10	141	14.1	27	0	B. Cooks	8	120	15.0	24	0
R. Gronkowski	6	87	14.5	29	0	R. Woods	5	70	14.0	18	0
R. Burkhead	2	15	7.5	8	0	J. Reynolds	3	28	9.3	11	0
C. Patterson	2	14	7.0	9	0	C. Anderson	2	12	6.0	9	0
J. White	1	5	5.0	5	0	T. Gurley	1	-1	-1.0	-1	0
Patriots:	21	262	12.5	29	0	Rams:	19	229	12.1	24	0

INTERCEPTIONS						INTERCEPTIONS					
NO	YDS	AVG	LG	TD		NO	YDS	AVG	LG	TD	
S. Gilmore	1	0	0.0	0	0	C. Littleton	1	0	0.0	0	0

PUNTING						PUNTING							
NO	YDS	AVG	TB	IN20	LG	NO	YDS	AVG	TB	IN20	LG		
R. Allen	5	215	43.0	0	3	53	J. Hekker	9	417	46.3	0	5	65

PUNT RET.						PUNT RET.							
NO	FC	YDS	AVG	LG	TD	NO	FC	YDS	AVG	LG	TD		
J. Edelman	2	1	2	1.0	7	0	J. Natson	2	0	12	6.0	13	0
							[DOWNED]	2	0	0	0.0	0	0
							[OUT OF BOUNDS]	1	0	0	0.0	0	0

KICKOFF RET.						KICKOFF RET.					
NO	YDS	AVG	LG	TD		NO	YDS	AVG	LG	TD	
C. Patterson	1	38	38.0	38	0	J. Natson	1	27	27.0	27	0
[TOUCHBACK]	1	0	0.0	0	0	[TOUCHBACK]	3	0	0.0	0	0

PASSING										
	A	C	YDS	PCT.	TD	I	LG	S/YD	RATING	
T. Brady	35	21	262	60.0	0	1	29	1/9	71.4	
Patriots:	35	21	262	60.0	0	1	29	1/9	71.4	

PASSING										
	A	C	YDS	PCT.	TD	I	LG	S/YD	RATING	
J. Goff	38	19	229	50.0	0	1	24	4/31	57.9	
Rams:	38	19	229	50.0	0	1	24	4/31	57.9	

TEAM STATISTICS			NE	LAR
TOTAL FIRST DOWNS				
By Rushing	6	2	22	14
By Passing	12	11		
By Penalty	4	1		
Third Down: Md/Att.	3/12	3/13		
Third Down: Eff.	25%	23%		
TOTAL NET YARDS				
Total Offensive Plays	68	60	407	260
Avg. per Play	6.0	4.3		
NET YARDS RUSHING				
Total Rushing Plays	32	18	154	62
Avg. Per Rush	4.8	3.4		
NET YARDS PASSING				
Sacked/Yards Lost	1/9	4/31	253	198
Gross Yards Passing	262	229		
Att.-Comp.-Int	35-21-1	38-19-1		
Completion Pct.	60.0	50.0		
PUNTS/AVERAGE	5/43.0	9/46.3		
PENALTIES/YARDS	3/20	9/65		
FUMBLES/BALLS LOST	1/0	1/0		
FIELD GOALS	46, 42, 41	53, 48		

NE PATRIOTS STARTING LINEUP

WR	J. Edelman	LE	T. Flowers
LT	T. Brown	DT	L. Guy
LG	J. Thuney	DT	M. Brown
C	D. Andrews	RE	D. Wise
RG	S. Mason	LB	K. Van Noy
RT	M. Cannon	LB	D. Hightower
TE	R. Gronkowski	RCB	S. Gilmore
WR	C. Hogan	LCB	J. McCourty
QB	T. Brady	S	P. Chung
RB	S. Michel	S	D. McCourty
FB	J. Develin	DB	J. Jones

L.A. RAMS STARTING LINEUP

WR	J. Reynolds	DE	M. Brockers
LT	A. Whitworth	NT	N. Suh
LG	R. Saffold	DT	A. Donald
C	J. Sullivan	WILL	D. Fowler
RG	A. Blythe	OLB	S. Ebukam
RT	R. Havenstein	ILB	C. Littleton
TE	T. Higbee	ILB	M. Barron
WR	R. Woods	SS	J. Johnson
WR	B. Cooks	FS	L. Joyner
RB	T. Gurley	CB	A. Talib
QB	J. Goff	CB	M. Peters

GAME NOTES

- The Patriots victory in Super Bowl LIII is their sixth Super Bowl win, tying the Pittsburgh Steelers for the most Super Bowl victories.
- With the victory in Super Bowl LIII, Bill Belichick joined George Halas and Curly Lambeau as the only coaches with six championships.
- Tom Brady has now won six Super Bowls, breaking a tie with Hall of Fame DL Charles Haley (5) as the only NFL player to play on six Super Bowl winning teams. Haley won two with San Francisco and three with Dallas.
- Julian Edelman was named Super Bowl MVP after finishing with 10 receptions for 141 yards. He became the seventh wide receiver to win Super Bowl MVP honors and the second Patriots wide receiver to win the award. Deion Branch was named MVP for his performance in Super Bowl XXXIX.



SLOTS

DEVELOPED BY
ARISTOCRAT GAMING

**AT A
CASINO
NEAR YOU**



PLAY THE A


THE PATRIOT WAY



EXTRA POINTS



98.5 THE SPORTS HUB PATRIOTS RADIO NETWORK



Bob Socci

BOSTON'S HOME FOR SPORTS



Scott Zolak

Eleven seasons, three Super Bowl championships: it's been a great ride for Bob Socci as the radio voice of the Patriots. Socci returns for his 12th season in the booth as play-by-play broadcaster on 98.5 The Sports Hub and its 33-station network. He has won rave reviews for his enthusiasm and accuracy since taking the helm for the 2013 campaign. Before joining the Patriots, Bob served as the voice of the Naval Academy Midshipmen for 16 seasons, and called Triple A baseball, most recently for the Pawtucket Red Sox, for a decade.

Socci is joined in the booth by former Patriots quarterback Scott Zolak, who is entering his 12th season as action analyst. Prior to moving upstairs, he spent a season with the legendary broadcast team of Gil Santos and Gino Cappelletti as a sideline reporter. Prior to that, he served six seasons as a co-host of "Patriots Preview" and "Patriots Postgame" on the Radio Network. He's currently heard daily as co-host of the "Zolak and Bertrand" Show on the Sports Hub, where his experience as a pro athlete and his boundless energy keep Boston listeners engaged and entertained all year long.

The gameday experience on the network starts three hours before kickoff with "Patriots Preview," with hosts Marc Bertrand, Jim Murray and Christopher Gasper. The co-host of the Sports Hub's midday show, Bertrand is in his 10th season with the Network's pregame show. He previously helmed the "Patriots Pregame Social" on Patriots.com for two seasons. A UMass grad, he won Associated Press awards for both his play-by-play and talk shows covering the Minutemen. Bertrand is also a frequent contributor to NBC Sports Boston. Murray is a native of Melrose, Massachusetts and

can be heard each weekday afternoon on the highly rated "Felger and Massarotti" show. Gasper is back for his 17th season on "Patriots Preview." The Lynn, Massachusetts native is a sports columnist for The Boston Globe. Gasper and Murray also co-host the Saturday morning "Gasper & Murray" show on the Sports Hub.

The men in charge of the "Patriots Postgame" are Joe Murray and Leroy Irvin. Greg Bedard of the Boston Sports Journal will also contribute. Murray has been an on-air host at 98.5 The Sports Hub since 2011. He enters his third season co-hosting the "Patriots Postgame." The Hyde Park native is a 17-year veteran of the sports radio industry. Irvin has been co-hosting on the Sports Hub in various day parts since 2018. He's also part of the "Get Up Crew" heard each weekday morning on Beasley Media Boston's sister station HOT 96.9 FM. A native of Dorchester, Leroy was also the founder and host of the Play Action Sports podcast.

The football season never ends on the Patriots flagship station, 98.5 The Sports Hub. From morning-after breakdowns with "Toucher and Hardy," X's and O's with "Zolak and Bertrand," to no-holds-barred opinions from "Felger and Massarotti," the Patriots are always front and center. Mike Reiss, Phil Perry, Bert Breer and Paul Perillo also contribute and can be heard weekdays. One of the first sports franchises to broadcast their games on FM, the Patriots begin their 30th season of airing every block, tackle and kick in crystal-clear stereo. The Patriots are entering their 16th season on The Sports Hub, where you'll also find the broadcasts of the New England Revolution, Boston Bruins and Boston Celtics.

**EXTRA
POINTS**

98.5 THE SPORTS HUB PATRIOTS RADIO NETWORK

FLAGSHIP STATION

WBZ-FM Boston	98.5 FM
Massachusetts		
WBZ-FM Boston	98.5 FM
WAQY Springfield	102.1 FM
WBEC Pittsfield	1420 AM
WPKZ Fitchburg	1280 AM/105.3 FM
WNAW North Adams	1230 AM
WBSM* New Bedford	1420 AM
WPVQ Greenfield	95.3 FM
WSAR** Fall River	1480 AM
WXTK Hyannis	95.1 FM
WMRC Milford	101.3 FM/1490 AM
WTAG Worcester	94.9 FM/580 AM

Maine

WBLM Portland	102.9 FM
WEBB Augusta	98.5 FM
WWMJ Bangor	95.7 FM
WOZI Presque Isle	101.9 FM

Connecticut

WTIC Hartford	1080 AM
WINY# Putnam	1350 AM
WGCH Greenwich	1490 AM/105.5 FM

New Hampshire

WFNQ Nashua	106.3 FM
WPKQ North Conway	103.7 FM
WSAK Hampton	102.1 FM
WSHK Portsmouth/Dover	105.3 FM
WNNH Concord	99.1 FM
WLNH Laconia	98.3 FM
WINQ Keene	98.7 FM
WTSV*** Claremont	94.3; 94.5 FM/1230 AM

Vermont

WEAV Burlington	960 AM
WDEV Waterbury	550 AM, 96.1, 96.5, 98.3
		101.9 FM
WDVT Rutland	94.5 FM
WINQ Brattleboro	1490 AM

Rhode Island

WPRO Providence	630, 790 AM
WPRO Providence	99.7 FM

New York

WHTK Rochester	1280 AM
------	-----------------	---------

*Red Sox postseason game may take precedence

**Games that conflict with the Red Sox air on WHTB 1400 AM

***Conflicting games air on WTSB 1400 AM

#Day games only; no pre or postgame

2024 PRESEASON TV NETWORK

Two of the three Patriots preseason games will be broadcast live and in HD on WBZ Channel 4 in Boston and a network of affiliates. As the preseason has changed, so has the way to broadcast the games. Devin and Jason McCourty will head up a three-person booth along with Scott Zolak. The three will highlight the position battles, and the roster makeup as the Patriots put the finishing touches on building the 2024 team. The broadcast will include in-game interviews with players and coaches. Additionally, former Patriots quarterback Brian Hoyer will join Patriots senior editor Paul Perillo in studio to analyze the quarterback play at that position.

Preseason Broadcast Schedule

Date	Opponent	Time
Thurs., Aug. 8	Carolina	7:00 p.m.
Thurs., Aug. 15	Philadelphia	7:00 p.m.
Sun., Aug. 25	at Washington	8:00 p.m.

Preseason Television Network

WBZ TV Boston, MA (Flagship)
WVII Bangor, ME
WCAX Burlington, VT
WCTX/WTNH Hartford, CT
WMUR Manchester, NH
WMTW Portland, ME
WPRI Providence, RI
WWLP Springfield, MA
KYUR Anchorage, AK
KATN Fairbanks, AK
KJUD Juneau, AK

PATRIOTS POOL REPORTERS



Mike Reiss
ESPN.com

Patriots beat writers Mike Reiss of ESPN.com and Phil Perry of NBC Sports Boston will serve as the pool reporters in 2024. In the event that there is the need to get comments from a game official after the game, the pool reporters will be allowed access to ask questions.



Phil Perry
NBC Sports Boston

EXTRA
POINTS

PATRIOTS FOOTBALL NETWORK

**NOT JUST GAMEDAY... EVERY DAY...
THE PATRIOTS ARE ON!**

Interest in the Patriots is at an all-time high and there has never been more exclusive Patriots content to satisfy the devoted fan. Patriots Nation can tune in and connect to Patriots content via print, television, radio and online entities. With everything from Emmy Award-winning television shows to streaming video and podcasts, staying up to date and in the know is easy with the following exclusive Patriots content:

PATRIOTS ON TV

PATRIOTS ALL ACCESS presented by GEICO

Fridays from 7-8 p.m. on WBZ-TV and Sunday from 9-10 a.m. on TV 38 - Boston, MA; WWLP in Springfield, MA; WCAX in Burlington, VT; WVII in Bangor, ME; WMTW in Portland, ME; WCTX in Hartford, CT and WPRI in Providence, RI.

The Emmy award winning Patriots All Access airs weekly throughout the season on WBZ-TV in Boston, as well as regional affiliates across New England. "Patriots All Access" is hosted by Steve Burton and features exclusive behind-the-scenes access and in depth weekly features on Patriots players and personnel. Head Coach Jerod Mayo will join Scott Zolak to discuss all things Patriots,



including an introduction to some of his core coaching philosophies. In addition, a Patriots coaching staff member will analyze and diagram a Patriots player weekly in a "Player Spotlight" series. The program airs Fridays from 7-8 p.m. on WBZ and Sundays from 9-10 a.m. on myTV38. Check local listings for affiliate airtimes.

PATRIOTS THIS WEEK

Fridays from 8-8:30 p.m. on TV-38

There's no better way to get ready for each week's game than watching Patriots This Week. Bob Socci, the Voice of the Patriots and his radio partner, former Patriot Scott Zolak share their unmatched view from the booth. And this year, James White, the former Patriots running back and Super Bowl hero will join them for a unique insider's perspective.



Patriots Unfiltered on TV-38

Thursday from 8:30-9 p.m.

The crew from the popular Patriots Unfiltered radio show team up for "Patriots Unfiltered on TV," coming to viewers fresh from their home inside Gillette Stadium. Each week, the crew recaps the previous week's game, as well as preview the upcoming opponent. Get the latest news, information and unfiltered opinions fans have come to rely on. Check local listings for air time.

PATRIOTS 5th QUARTER

Immediately following each game on WBZ-TV/myTV38

Patriots 5th Quarter immediately follows every Patriots game, with exclusive live coverage of Jerod Mayo and the quarterback's postgame press conferences, along with other player reaction. WBZ-TV Sports Director Steve Burton is joined by WBZ's Dan Roche, former Patriots players Scott Zolak and Christian Fauria, and ESPN's Mike Reiss for instant analysis of the game. Patriots 5th Quarter airs on WBZ-TV or TV38 after every game.

PATRIOTS ON RADIO

PATRIOTS PREGAME AND POSTGAME

Listen before and after each game on The Sports Hub Patriots Radio Network.

For a complete list of The Sports Hub's 33 affiliates, refer to the previous page.

98.5 The Sports Hub is the Patriots flagship station, broadcasting every Patriots game across its FM radio network and featuring broadcasting duo Bob Socci and Scott Zolak. Three hours prior to kickoff, Marc Bertrand, Jim Murray and Chris Gasper will be serving up all the pregame news and notes, while Leroy Irvin joins Joe Murray for the postgame show, which includes live sound from the postgame press conferences. Greg Bedard will also contribute.



**EXTRA
POINTS**

PATRIOTS MONDAY presented by **Ace Ticket**

Mondays during the season on WEEI Sports Radio 93.7 FM (Boston); 103.7 FM (Providence); 1440 AM (Worcester); 105.5 FM (Springfield); 96.3 FM (Cape Cod); 95.9 FM (Portland/Lewiston, ME); 93.5 FM (Keene, NH) and Patriots.com.

WEEI Sports Radio broadcasts Patriots Monday each week, offering fans unique insight and analysis from Jerod Mayo and Patriots players. WEEI will broadcast Patriots Monday each Monday, kicking off with The Greg Hill Morning Show at 6 a.m., followed by Andy Gresh and Christian Fauria at 10 a.m. and Adam Jones and Meghan Ottolini from 2 to 6 p.m.



PATRIOTS FRIDAY presented by **Toyota**

Fridays during the season on WEEI Sports Radio 93.7 FM (Boston); 103.7 FM (Providence); 1440 AM (Worcester); 105.5 FM (Springfield); 96.3 FM (Cape Cod); 95.9 FM (Portland/Lewiston, ME); 93.5 FM (Keene, NH) and Patriots.com.

WEEI broadcasts Patriots Friday each week, offering fans a look ahead at the weekend's game, matchups and rivalries. Various Patriots players will be featured on air. WEEI will broadcast Patriots Fridays each week throughout the season.



PATRIOTS IN-HOUSE CONTENT

The Kraft Sports & Entertainment Content team creates and manages all the content for the Patriots website, app, social media accounts, preseason games, podcasts and television shows.

PATRIOTS.COM

The team's official website offers all the Patriots news and transactions along with exclusive video, audio, photos and features.

Fans can watch live video of every press conference with Head Coach Jerod Mayo and starting quarterback press conferences, as well as the Pre-Game Show presented by Dunkin and Post-Game Show, and other special events such as the Patriots Hall of Fame Induction Ceremonies. On demand video includes player personality features, behind the scenes access, game analysis, game highlights, interviews and video podcasts. International pages in German, Brazilian Portuguese and Spanish can be found in the News section.



AUDIO/PODCASTS

Live, original radio shows and podcasts produced from the studios inside Gillette Stadium are available on Patriots.com, the Patriots app and on all major podcast platforms. The line-up features the team's flagship show, "Patriots Unfiltered", the longest continuously running podcast in the world. Other shows include "Catch-22" with hosts Evan Lazar and Alex Barth and "Patriots Playbook" with John Rooke. "Pats From the Past", hosted by Patriots senior editor Paul Perillo and senior executive producer Matt Smith, sits down with former Patriots for extended interviews. The show's format and Perillo and Smith's 40-plus years of experience with the team make these fascinating shows. Special event podcasts/series include NFL Draft shows, "Training Camp Cast, 2003: The Super Sequel Patriots", "2001: A Super Bowl Sound Odyssey" and "Mundo Patriota", the Patriots Spanish language podcast hosted by Martin Morales.

PATRIOTS OFFICIAL APP

A must have for every Patriots fan, the official app of the New England Patriots has tools to manage your tickets and special game day features.

PATRIOTS SOCIAL MEDIA

Over 17 million people follow the Patriots on social media platforms. Content is produced and posted throughout the day. You never know what, or who, might show up! Platforms include Facebook (NewEnglandPatriots), X (@patriots), Instagram (@patriots), Snapchat (patriots), YouTube (patriots), TikTok (@patriots), LinkedIn and Pinterest (patriots).

**EXTRA
POINTS**

2024 PATRIOTS CHEERLEADERS

The New England Patriots Cheerleaders and Pat Patriot Mascot look forward to another successful year in 2024, developing relationships with fans and aspiring young cheerleaders throughout New England. While the Patriots Cheerleaders have become accustomed to entertaining thousands of Patriots fans from the sidelines, the squad also works closely with the Patriots Foundation, supporting the efforts of charitable organizations throughout New England, using their celebrity status to make a difference in the community. Best Buddies, T.A.P.S., Read Across America, Play 60, Flag Football and Special Olympics are a few of the Patriots Cheerleaders' favorite organizations to partner with. In addition to its philanthropic efforts, the squad also makes public appearances for local businesses and corporations, spreading cheer to fans at a variety of events throughout New England and across the country. Those events include parades, trade shows and grand openings to name a few.

The New England Patriots Cheerleaders proudly maintain a well-established Junior Cheerleader program, where youth ages 6-17 attend clinics with the squad and make community appearances with the Patriots Cheerleaders throughout the season in connection with the squad's community efforts. For more information on the Junior Patriots Cheerleaders program, please visit <https://www.patriots.com/cheerleaders/junior-cheerleaders>.

A hybrid virtual and in-person audition process drew more than 200 applicants to compete for the opportunity to join the 2024 co-ed cheerleading team. The squad is populated with a range of students and professionals, including a mechanical engineer, financial analyst, clinical research data specialist and dental hygienist. Squad members come from across New England and the U.S., including Arizona, North Carolina, Tennessee, New York and California. This year's squad will continue to serve as Patriots ambassadors throughout New England. For more information on the Patriots Cheerleaders or Pat Patriot Mascot, email cheerleaders@patriots.com or visit www.patriots.com/cheerleaders.

Patriots CHEERLEADERS



2024 PATRIOTS CHEERLEADERS

Cheerleading Manager
Alexandria Walker

Pat Patriot Mascot
Nick Forbes
Scott Smith

Line Captains
Jane Axhøj
Megan Fonseca
Alexa Pillsbury
Taylor Yeley

Veterans
Ally Butler
Melissa Joslin
Maddie Kirkegaard
Emily Marshall
Haley Schmuch
Cassidy Smith
Sarah Tong

Rookies
Jordan Alberstone
Emily Davis
Aryn Hillary
Chiara Kinnon
Theresa Malcom
Megan Montiero
Vonai Moyo
Tam Nguyen
Mallory Quaderer
Gabrielle Santos
Kaitlyn Savary
Taylor Sawyer
Lana Vogler

Alumni All-Stars
Julia Altieri
Driss Dallahi
Kayla Jensen
Victoria McAleer
Dana Richardson
Steven Sonntag
Victoria Vergara

EXTRA
POINTS

2024 STAFF DIRECTORY

Ownership/Board of Directors

Robert K. Kraft, Chairman and CEO
Jonathan A. Kraft, President of the Kraft Group
Daniel Kraft
Josh Kraft

Coaching

Jerod Mayo, Head Coach
DeMarcus Covington, Defensive Coordinator
Jeremy Springer, Special Teams Coordinator
Alex Van Pelt, Offensive Coordinator
Brian Belichick, Safeties
Bob Bicknell, Tight Ends
Vinny DePalma, Defensive Coaching Assistant
Taylor Embree, Running Backs
Dont'a Hightower, Inside Linebackers
Tyler Hughes, Wide Receivers
Keith Jones Jr., Defensive Coaching Assistant
Robert Kugler, Assistant Offensive Line
Jamael Lett, Defensive Coaching Assistant
Brandon Martuccio, Strength and Conditioning Assistant
Deron Mayo, Head Strength and Conditioning
Ben McAdoo, Senior Offensive Assistant
Michael McCarthy, Offensive Coaching Assistant
T.C. McCartney, Quarterbacks
Brian McDonough, Assistant Strength and Conditioning
Jerry Montgomery, Defensive Line
Mike Pellegrino, Cornerbacks
Scott Peters, Offensive Line
Tom Quinn, Assistant Special Teams
Evan Rothstein, Assistant Quarterbacks/
Director of Game Management
Dexter Taylor, Strength and Conditioning Assistant
Coby Tippet, Special Teams Coaching Assistant
Tiquan Underwood, Assistant Wide Receivers
Drew Wilkins, Outside Linebackers
Omar Young, Offensive Coaching Assistant

Skill Development

Troy Brown, Skill Development - Kick/Punt Returners
Joe Kim, Director of Skill Development
Matthew Slater, Special Assistant to the Head Coach

Player Personnel

Eliot Wolf, Executive Vice President of Player Personnel
Matt Groh, Director of Player Personnel
Alonzo Highsmith, Senior Personnel Executive
Mike Aronian, Senior Software Engineer
Casey Belongia, Area Scout (Midwest)

Alex Brooks, Area Scout (Southwest)
Maya Ana Callender, Scouting Assistant
Emily Capprini, Software Engineer
Marquis Dickerson, Pro Scout
Matt Evans, National Scout (East)
Sam Fioroni, Assistant Director of Pro Personnel
Justin Hickman, Area Scout (Northeast)
J.T. Hill, Area Scout (West)
Josh Hinch, Area Scout (Southeast)
Tucker Ingraham, National Scout (Central)
Tony Kinkela, National Scout (West)
Bob Kronenberg, Pro Scout
Nancy Meier, Director of Scouting Administration
Richard Miller, Director of Research
Marshall Oium, Director of Football Strategy
A.J. Richardson, Scouting Assistant
Keithen Shepard, Data Engineer
Landon Simpson, Scouting Assistant
Brian Smith, Personnel Coordinator
Bryson Speas, Scouting Assistant
Patrick Stewart, Director of Pro Personnel
Camren Williams, Director of College Scouting

Football Operations

Robyn Glaser, Executive Vice President of Football Business and Senior Advisor to the Head Coach
Aturo Adkins, Coordinator, Football Operations/Team Logistics
Richie Armand, Director of Player Engagement and Player Affairs
Bobby Brown, Director of Football Operations
Dan Famosi, Information Technology Specialist
Sarah Jackson, Football Operations Assistant
Chris Mattes, Director of Player Development
Andrew Wallace, Football Operations Assistant
Hunter Williams, Coordinator, Football Operations/Team Logistics

Equipment

Preston Rogers, Head Equipment Manager
Devin Charles-Hubbard, Assistant Equipment Manager, Safety
Alex Cronin, Equipment Assistant
Dalvin Jones, Equipment Assistant
Josh Michels, Equipment Assistant
Ben Schenone, Assistant Equipment Manager

Player Performance and Athletic Training

Jim Whalen, Vice President of Sports Medicine and Performance/Head Athletic Trainer
Michael Akinbola, Director of Rehabilitation
Mike Baum, Associate Head Athletic Trainer
Samantha Couture, Assistant Sports Dietitian
Brian Dolan, Physical Therapist/Athletic Trainer
Chris Dolan, Physical Therapist

2024 STAFF DIRECTORY

Matt Fuller, Physician Assistant/Performance Assistant

Zach Gerber, Physical Therapist/Athletic Trainer

Matt Gorby, Associate Athletic Trainer

Ted Harper, Head Sports Dietitian

Stephen Jacon, Assistant Athletic Trainer

Caroline Williams, Physical Therapist, Athletic Trainer

Medical

Scott Martin, Medical Director/Head Team Physician

Gian Corrado, Head Team Primary Sports Medicine Physician

David Judge, Internal Medicine Physician

Li Tso, Internal Medicine Physician

James Yeh, Internal Medicine Physician

Arnold Alqueza, Orthopedic Physician

Pete Asnis, Orthopedic Physician

Jonathan Jenkins, Team Clinician

TJ Hagan, Chiropractor

Hari Khalsa, Chiropractor

Video

Teddy Cioper, Co-Director of Video

Jared Rita, Co-Director of Video

Ben Clark, Video Assistant

Shane Daly, Video Assistant

Kate Fries, Video Assistant

Administration

Elizabeth Auzenne, Executive Assistant to the CEO

Tracy Fiore, Executive Assistant to the President

Kim Healey, Executive Assistant to the CEO

Al Labelle, Chief of Staff to the Chairman and CEO

Margaret Murphy-Keefe, Executive Assistant to the CEO

Stephanie Zagreda, Executive Assistant to the President

Community Affairs

Josh Kraft, President, New England Patriots Foundation

Andre Tippett, Executive Director of Community Affairs

Donna Spigarolo, Director of Community Relations

Gillette Stadium Operations

Jim Nolan, Chief Operating Officer

John Flaherty, Senior Vice President of Operations

Jason Stone, Vice President of Stadium & Site Operations

Finance

Mackenzie Hall, Vice President of Finance

Food and Beverage

Paul Potter, Vice President of Food and Beverage

Human Resources

Robin Boudreau, Senior Vice President of Human Resources for the Kraft Group

Information Technology

Michael Israel, Chief Information Technology Officer for the Kraft Group

Legal

Jim Cobery, Chief Legal Officer the Kraft Group

Communications

Stacey James, Vice President of Communications

Aaron Salkin, Director of Communications

Stephanie Burnham, Football Communications Strategist

Anisha Chakrabarti, Director of Corporate Communications and Strategy

Patriots Cheerleaders

Alexandria Walker Stavropoulos, Manager of Cheerleading

Content and Broadcast Production

Fred Kirsch, Publisher and Vice President of Content

Matt Smith, Senior Executive Producer

Ashok Moore, Senior Director of Social Media and Content Strategy

Retail Operations

The Patriots Hall of Fame presented by RTX

James Scollins, Senior Director of Retail and Hall of Fame Operations

Sales and Marketing

Jennifer Ferron, Chief Marketing Officer

Murray Kohl, Vice President of Corporate Sponsorship Sales

David Pearlstein, Vice President of Corporate Relationships

Ali Towle, Vice President of Customer Marketing and Branding

Security

Bill Christiansen, Vice President of Security

Ticket Operations

Sarah Bravo, Director of Ticket Office

Bryan Flaherty, Director of Team Ticketing



PATRIOTS
FOUNDATION
CELEBRATE VOLUNTEERISM

Robert Kraft established the New England Patriots Foundation in 1994 as a way to give back to the communities the Patriots call home. The mission of the foundation is to aid individuals and families that are often marginalized in today's society. Through the implementation of year-round programming and support of philanthropic agencies, the foundation is building stronger communities throughout New England.

With the incredible support of current and former Patriots players and coaches, the Patriots Foundation has grown continued to expand its reach and scope each year, helping to meet the needs of the region's most vulnerable populations. Over the years, the foundation has provided support to thousands of local nonprofits with initiatives that focus on the



core pillars of education, female empowerment, healthcare, homelessness, military, volunteerism and youth football. While the foundation supports a number of different causes, there is one common theme – addressing the most pressing needs of our New England communities.

Thanks to the support of our five cornerstone partners — Bank of America, Cross Insurance, CVS Health, Dellbrook|JKS and Gillette — the Kraft family and the New England Patriots Foundation will expand upon our efforts, positively impacting more New Englanders throughout the year. To learn more about the community efforts of the Kraft family and the Patriots Foundation, please visit www.patriots.com/community. If you have any questions, please contact us at 508-543-8200 or charitablevents@patriots.com.



— PATRIOTS FOUNDATION —
CORNERSTONE PARTNERS

BANK OF AMERICA

CVSHealth

CROSS

DELLBROOK | JKS

Gillette

**EXTRA
POINTS**



Ron Burton Community Service Award

The Ron Burton Community Service Award is named in honor of the late Ron Burton, the first player drafted by the team in the inaugural year of 1960 and a community leader whose widespread charitable work was a model for how a Patriots player can make an impact off the field. This award is presented annually to one Patriots player that goes above and beyond to give back to the community. Jonathan Jones was celebrated as the 21st recipient of the award during the 2023 Patriots Premiere.



COMMUNITY CAPTAINS



Presented by:
BANK OF AMERICA 

The Kraft family and the New England Patriots Foundation are excited to partner with Bank of America to continue the “Community Captains” program. This charitable initiative was created in 2021 to build deeper relationships with nonprofits and strengthen the impact on the populations they serve. During this two year partnership, the Patriots Foundation and Bank of America worked closely with six nonprofit organizations, with a goal of establishing a deeper understanding of their community efforts and to help each charity serve their constituents more effectively.

In 2023, six new nonprofit organizations were selected as the 2023-2025 Community Captains. The Kraft family, New England Patriots Foundation and Bank of America are conducting site visits at all six nonprofit organizations as an opportunity to learn more about each organization, hear from their staff and volunteers and see how the Patriots and Bank of America can support their efforts. A total of \$300,000 in grants will be presented to the nonprofits - \$50,000 per organization – to support their areas of greatest need.



In addition to financial support, each of the nonprofits receive in-kind donations, participate in networking opportunities with staff from the Patriots and Bank of America, enjoy access to Bank of America’s Better Money Habits program, and much more. The six Community Captains include Blue Star Families (Mass.); Bridge Over Troubled Waters (Boston, Mass.); Friends of the Children (Roxbury, Mass.); My Brothers Table (Lynn, Mass.); New England Center and Homes for Veterans (Boston, Mass.) and Rhode Island Free Clinic (Providence, R.I.).



EXTRA
POINTS



The Kraft family and the New England Patriots have a longstanding commitment to supporting active duty military, veterans and their families. As part of the year-round Salute to Service initiative, the Kraft family and Patriots Foundation are committed to celebrating those who dedicate their lives to protecting our freedoms. Our partners at Cross Insurance share the same commitment to military, veterans and their families. Together, we celebrate and honor the true Patriots for their selfless dedication to our country.

Month of the Military Child

April is designated as the “Month of the Military Child,” providing an opportunity to recognize and thank the children of our service members and veterans. To commemorate this special occasion, the Patriots Foundation— with the support of Cross Insurance – brought ‘Football For You’ to Joint Base Cape Cod. Current and former Patriots players led a free football clinic for military children. The foundation and Cross Insurance also hosted “Patriots Gamers” at Helix eSports at Patriot Place. Current Patriots players played in a video game tournament with children of service members.



Tragedy Assistance Programs for Survivors (TAPS)

For the past seven years, the Kraft family and the Patriots have teamed with Tragedy Assistance Program for Survivors (TAPS) to recognize military families whose loved ones paid the ultimate sacrifice. Each year, the Patriots Salute to Service game is dedicated to their loved ones. Players wore decal stickers on the back of their helmets with the initials of a former military member who lost his or her life in service to our country. Patriots coaches also wore buttons with the names and photos of fallen servicemen and women. Prior to the game, the Kraft family hosted a special ceremony, thanked the families and loved ones for their sacrifice and shared special messages from the players.



Vietnam Veterans Pinning Ceremony

Each year, the Kraft family and the New England Patriots Foundation invite Vietnam veterans for a special pinning ceremony at Gillette Stadium. The United States of America Vietnam War Commemoration established the Commemorative Partner Program, an initiative to thank and honor Vietnam veterans and their families. The Patriots have joined them in their efforts to pay tribute to those who served. In celebration of Vietnam War Veterans Day in March, Josh Kraft and Jonathan Cross of Cross Insurance presented Vietnam veteran lapel pins to men and women to recognize, thank and honor them for their service during the Vietnam War. Robert Kraft was in attendance to rededicate the Row of Honor and the POW/ MIA seat which were upgraded in 2023.



VOLUNTEERISM



In 2011, the Patriots Foundation established the Celebrate Volunteerism initiative as a way to share examples of dedicated volunteers, build awareness of the need for volunteering, identify and educate others about volunteer opportunities and inspire New Englanders to follow the Kraft family's example of becoming lifelong volunteers. We are excited to partner with our good friends at Gillette to inspire the next generation of volunteers and to celebrate individuals for their dedication and service to our New England communities.

Myra Kraft Community MVP Awards

The late Myra Kraft established the Community Quarterbacks Award in 1998 to recognize outstanding community volunteers and to present grants to their respective charities. In 2011, the Kraft family and Patriots Foundation announced the renaming of the award to the Myra Kraft Community MVP Award, in honor of Myra's life-long commitment to volunteering. Each year, Myra Kraft Community MVP Award winners are recognized for their leadership, dedication and a commitment to bettering their communities during a luncheon at Gillette Stadium.

Since its inception, the Kraft family and the Patriots Foundation have recognized more than 500 volunteers and presented more than \$3.75 million in grants to the charities for which they volunteer.



Patriots Difference Maker of the Week Award

Each week during the NFL season, a volunteer is celebrated for going above and beyond to give back to their local community with the Patriots Difference Maker of the Week Award. The honorees are celebrated in weekly press releases and are invited to a special year-end celebration at Gillette Stadium. Since the awards inception, the Kraft family and the Patriots Foundation have recognized 200 volunteers and donated more than \$990,000 in support of their nonprofit organizations.





The Kraft family and the Patriots Foundation are dedicated to supporting initiatives that provide clothing, food, gifts and other essential items to children and families in need. Since the foundation's inception, the Kraft family has remained steadfast in their commitment to provide essential items to families in need, partnering with hundreds of local charitable organizations that provide healthy meals and unwavering support to the most vulnerable populations in our region. With the support of Dellbrook|JKS, we are able to provide essential services to those experiencing homelessness.

Empowerment Coats

Since 2014, the Kraft family and the Patriots Foundation have purchased thousands of Empowerment coats. The weather resistant coats transform into sleeping bags and can be worn as an over-the-shoulder bag. Current and former Patriots players, Patriots cheerleaders and Pat Patriot have distributed the coats to homeless shelters across the region and in Germany. The coats were designed by the Empowerment Plan, a Detroit-based nonprofit that distributes the specially designed winter gear to individuals living on the streets. The nonprofit is working to break the cycle of homelessness by employing parents from shelters to manufacture these coats. Every single person that has been employed by the Empowerment Plan has moved out of the shelter within the first four-to-six weeks of working there. More importantly, none of them have returned to homelessness.



EXTRA
POINTS

FEMALE EMPOWERMENT



The Kraft family and the New England Patriots Foundation have a long history of supporting initiatives designed to empower and encourage women in the sports industry. The goal of our women's empowerment initiatives is to support girls and women in all industries by providing resources for success. We look forward to building upon these efforts with our partners at CVS Health and appreciate their shared commitment to celebrating and empowering women and girls.

Women and Girls in Sports Clinic

The New England Patriots Foundation and the New England Revolution Foundation partnered to host a women and girls in sports clinic for 50 local youth. The event featured a joint football and soccer clinic with the 5x WFA Pro National Champion Boston Renegades and the New England Revolution, followed by a panel featuring women in the sports industry.



Professional Development

To celebrate Women's History Month, the New England Patriots Foundation hosted a career development workshop on the campus of Roxbury Community College. In partnership with CVS Health, the event offered students an opportunity to get their headshot taken, learn about resume building, participate in roundtables and more. To help further support students at Roxbury Community College, CVS Health made an in-kind donation that was presented to the Rox Box, the College's food pantry, during the event.



EXTRA
POINTS



The Kraft family and the Patriots Foundation are dedicated to providing year-round support to children and families in need but understand that the holidays and winter months can be a particularly challenging time of the year. For 30 years, the Kraft family and the Patriots Foundation have hosted a series of events to bring smiles and lifelong memories to children and families across New England.

Thanksgiving-In-A-Basket

For 30 years, the Kraft family has been joined by current and former Patriots players and their families to supply complete Thanksgiving meals to hundreds of families in need at the Thanksgiving-in-a-Basket event at Morgan Memorial Goodwill Industries in Boston. All recipients are individuals who are currently enrolled in Goodwill's job training and youth programs. The current and former Patriots players personally carry the baskets to the cars of each family and ensure that every family receives a complete Thanksgiving meal.



Children's Holiday Party

The annual Children's Holiday Party is one of the Kraft family's longstanding charitable traditions through the Patriots Foundation, with the 30th annual event being held in 2023. Each year, 250 children in need from the Salvation Army and community centers throughout the region are hosted by the Kraft family for a night of food, fun and great holiday memories. Patriots players, cheerleaders and Pat Patriot join the children to play holiday-themed games, sign autographs and offer gifts from the Patriots Foundation.



Gifts from the Gridiron

Since 2010, the foundation has partnered with Bass Pro Shops at Patriot Place to host a holiday shopping event for children from local homeless shelters. During this holiday event, youth are provided \$400 gift cards to purchase winter clothing, toys and gifts for loved ones. Each child pairs up with a current or former Patriots player, cheerleader or member of the Patriots Women's Association who help the children to select and wrap their gifts. The evening also features dinner, photos with Santa in Bass Pro Shop's Santa's Wonderland, crafts, games, music and more. With the support of Patriots players, hundreds of children have enjoyed this unforgettable holiday shopping experience.



JOIN OUR TEAM



The Kraft family and the Patriots Foundation would not be able to support as many children, individuals and families in need without the generous contributions from our fans. Throughout the year, sponsors, premium seating clients, season ticket members and avid Patriots fans across the globe support fundraising events and initiatives for the Patriots Foundation.

To learn more, visit www.patriots.com/community.

Boston Marathon

For more than a decade, the Patriots Foundation has been an official charity team of the Boston Marathon. In addition to training, the runners raise funds to support the foundation's Myra Kraft Community MVP Awards program.



License Plates

Fans in Massachusetts and Rhode Island have the opportunity to purchase a Patriots license plate, celebrating the team's six Super Bowl championships. Fans in New Hampshire can also purchase Patriots decal stickers for their New Hampshire decal plates. All proceeds from this charitable program will support nonprofits in their respective states.



Patriots Premiere

The Patriots Premiere is the largest annual fundraising event for the Patriots Foundation. It is a red-carpet gala hosted on the field of Gillette Stadium for the team's biggest supporters to kick off the start of a new season. The event features special appearances by the Kraft family, Patriots coaches, players and cheerleaders.



Patriots Platelet Pedalers

The Patriots Platelet Pedalers ride the Pan Mass Challenge each year, with the funds earmarked for Dr. Ken Anderson, the Kraft Family Professor of Medicine at Harvard Medical School and Dana-Farber Cancer Institute, to support his multiple myeloma research and development of novel therapies.



Name in Lights

Through the Name in Lights program you can submit a special message to be displayed on the HD corner boards during a Patriots home game. All proceeds benefit the New England Patriots Foundation.



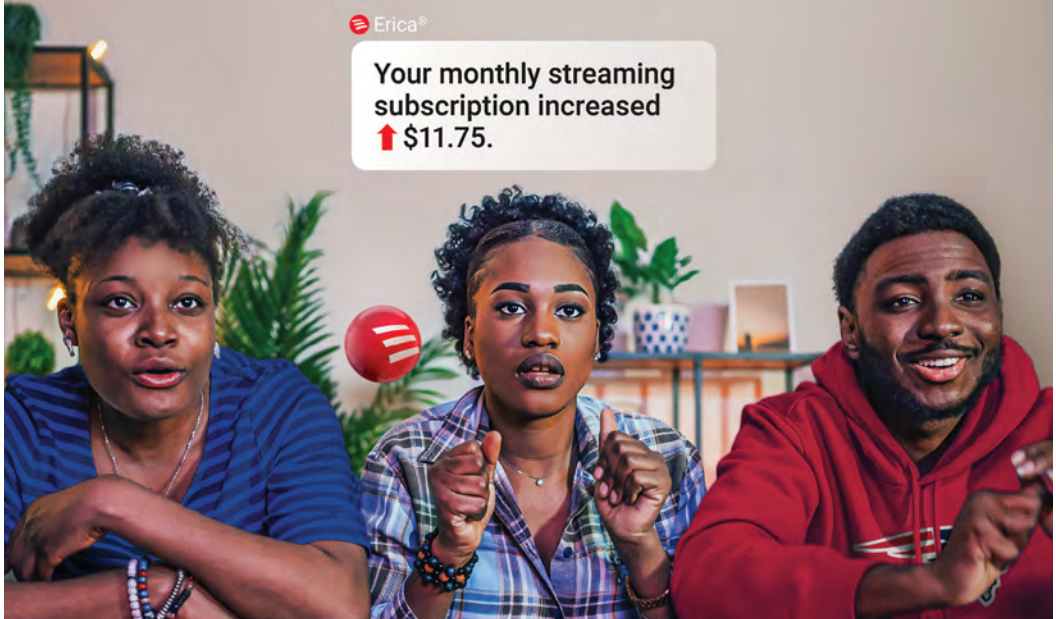
EXTRA
POINTS

Intercept subscription increases with Erica.[®]

For questions about money, New England Patriots™ fans can turn to Erica, the virtual financial assistant, in the Bank of America Mobile Banking app.

 Erica[®]

Your monthly streaming subscription increased
↑ \$11.75.



Official Bank of the New England Patriots

What would you like the power to do?[®]

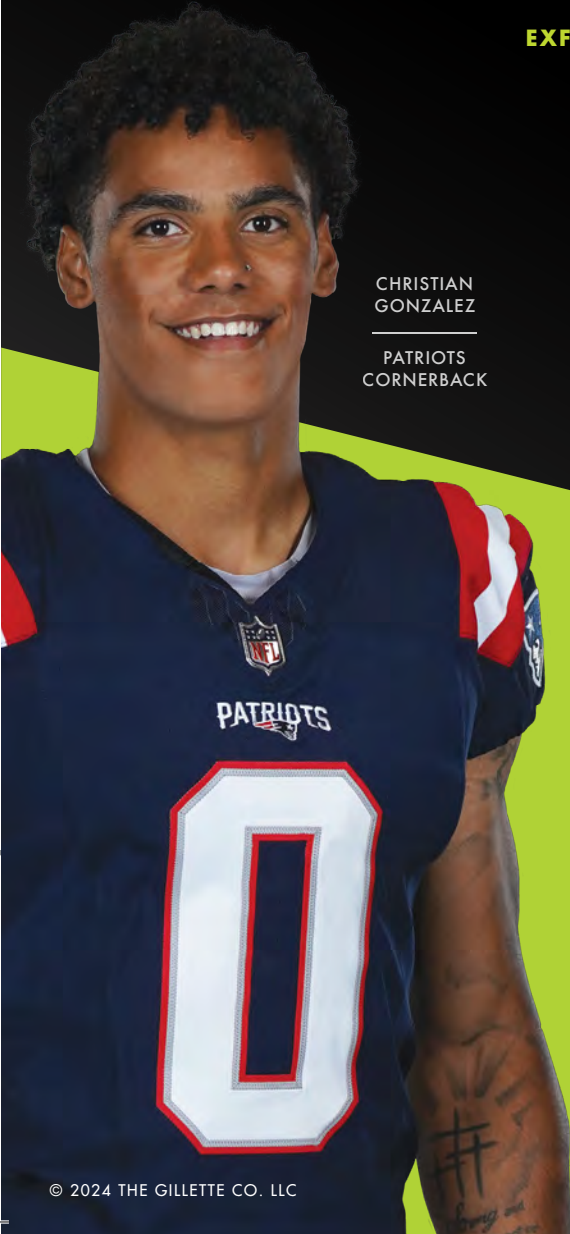
Learn more at bankofamerica.com/ericabyourside

Screen images simulated. Erica responses may vary. Digital tools featured require downloading the Mobile Banking app and may only be available on select mobile devices. Erica is a mobile feature only available in the English language. Your chat may be recorded and monitored for quality assurance. Message and data rates and additional terms may apply. Banking products are provided by Bank of America, N.A., and affiliated banks, Members FDIC and wholly owned subsidiaries of BofA Corp.

©2024 Bank of America Corporation. All rights reserved.

Gillette®

THE BEST YOUR GAME CAN GET



CHRISTIAN
GONZALEZ
—
PATRIOTS
CORNERBACK

EXFOLIATING BAR



Gillette®

